

ALFA ROMEO

Alfa 33						
1200	06/83 → 12/89	SP-910	MD-9446	FF-009		
	01/90 → 02/95	SP-910	MD-9446	FF-009		
1300 58KW (Carburator)	05/82 → 03/90	SP-910	MD-206	FF-009		
1300 63KW	05/82 → 12/89	SP-910	MD-9050	FF-009		
	03/90 → 12/93	SP-910	MD-9446	FF-009		
1400	01/81 → 09/94	SP-910	MD-206	FF-009		
1400ie SW	03/90 → 02/95	SP-910	MD-9050	SP-2080		
1500	01/83 → 10/86	SP-910	MD-206	FF-009		
	11/86 → 03/90	SP-910	MD-9050	FF-009		
1500ie	04/90 → 02/95	SP-910	MD-9050	SP-2080		
1700ie	11/86 → 03/90	SP-910	MD-9446	SP-2080		
1700ie 16V 95KW	03/90 → 02/95	SP-927	MD-9050	SP-2080		
1700ie 77-81KW	03/90 → 02/95	SP-910	MD-9050	SP-2080		
1700ie 77-81KW 4WD	03/90 → 02/95	SP-927	MD-9050	SP-2080		
1800TDiesel	11/86 → 12/89	SP-824	MD-9050	SP-966		
	01/90 → 02/95	SP-812	MD-9050	SP-966		
Alfa 6						
2000, ARO 1932, 99 KW	01/83 → 12/86	SP-906	MD-9002	FF-009	FF-001	
2500	04/79 → 06/84	SP-906	MD-9002	FF-009		
2500i, AR1928,110/116 KW	01/83 → 01/87	SP-824	MD-9002	SP-2003		
2500TD, VM5HT, 77 KW	01/83 → 01/87	SP-802		SP-966		
Alfa 75						
1600	06/85 → 01/92	SP-824	MD-9442	FF-009		
1600ie	07/88 → 01/92	SP-824	MD-9002	SP-2003		
1800	06/85 → 01/92	SP-824	MD-9442	FF-009		
1800ie	04/86 → 01/92	SP-824	MD-9002	SP-2003		
1800T	04/86 → 01/92	SP-824	MD-9002	SP-2022		
2000	06/85 → 01/92	SP-824	MD-9442	FF-009		
2000ie	06/85 → 01/92	SP-824	MD-9002	SP-2003		
2000ie Twin Spark 107KW	02/87 → 04/92	SP-824	MD-9002	SP-2003		
2000ie Twin Spark 109KW	02/87 → 04/92	SP-824	MD-9002	SP-2080		
2000TD	06/85 → 04/92	SP-802	MD-9058	SP-966		
2400TD	05/86 → 12/91	SP-802	MD-9058	SP-966		
2500i V6	06/85 → 12/91	SP-906	MD-9004	SP-2003		
3000i V6	02/87 → 12/91	SP-906	MD-9004	SP-2003		
Alfa 90						
1800	10/84 → 08/87	SP-824	MD-9442	FF-009		
2000	10/84 → 08/87	SP-824	MD-9442	FF-009		
2000i	10/84 → 08/87	SP-824	MD-9002	SP-2003		
2000i V6	10/84 → 08/87	SP-824	MD-9004	SP-2003		
2400TD	10/84 → 08/87	SP-802	MD-9058	SP-966		
2500i V6	10/84 → 08/87	SP-906	MD-9004	SP-2003		
Alfa 145 (94-01)						
1400ie 16V, 76 KW	02/97 → 09/00	SP-927	MD-9328	SP-2080	MS-6013	
1400ie, 66 KW	08/94 → 01/97	SP-927	MD-9050	SP-2080	MS-6013	
1600ie 16V, 88 KW	02/97 → 09/00	SP-927	MD-9328	SP-2080	MS-6013	
1600ie, 76 KW	08/94 → 01/97	SP-927	MD-9050	SP-2080	MS-6013	
1700 ie 16V, 106 KW	03/98 → 01/01	SP-1076	MD-9328	SP-2060	MS-6013	
1700ie 16V, 95 KW	08/94 → 01/97	SP-927	MD-9050	SP-2080	MS-6013	
1800ie 16V, 103 KW	02/97 → 09/00	SP-1076	MD-9328	SP-2080	MS-6013	
1900 JTD, AR 32302, 77 KW	02/99 → 01/01	SP-1077	MD-9328	SP-1249	MS-6013	
Comments: MS-6013: With A/C system.						
1900 TD, AR 33601, 66 KW	10/94 → 01/01	SP-928	MD-9102	SP-966	MS-6013	
Comments: MS-6013: With A/C system.						
2000 QV 16 V, AR 32301, 114 KW	03/98 → 01/01	SP-1076	MD-9328	SP-2134	MS-6013	
Comments: MS-6013: With A/C system.						
2000 TwinSpark 16V, AR 67204, 110 KW	10/95 → 01/01	SP-1076	MD-9328	SP-2134	MS-6013	
Comments: MS-6013: With A/C system.						
Alfa 146 (94-01)						
1400ie 16V 76KW, AR33503	02/97 → 09/00	SP-1076	MD-9328	SP-2080	MS-6013	

ALFA ROMEO

Alfa 146 (94-01)						
1400ie 66KW, AR33501	02/95 → 01/97	SP-927	MD-9050	SP-2080	MS-6013	
1600ie 16V 88KW, AR32102/67106	02/97 → 09/00	SP-1076	MD-9328	SP-2080	MS-6013	
1600ie 76KW, AR33201	02/95 → 01/01	SP-927	MD-9050	SP-2080	MS-6013	
1700ie 95KW 16V, AR33401	02/95 → 01/01	SP-927	MD-9050	SP-2080	MS-6013	
1800ie 16V 103KW, AR38401/67106	02/97 → 09/00	SP-1076	MD-9328	SP-2080	MS-6013	
1930TD	02/95 → 09/00	SP-907	MD-9102	SP-966	MS-6013	
2000ie 16V 114KW, AR32301	02/96 → 09/00	SP-1076	MD-9328	SP-2080	MS-6013	
Alfa 147 (00-)						
1600i , AR32104, 88 KW	10/00 →	SP-1076	MD-9794	SP-2060	MS-6201	
1600i TwinSpark 16V, AR37203, 77 KW	10/00 →	SP-1076	MD-9794	SP-2060	MS-6201	
1900 JTD 16V, 103 KW	10/02 → 01/03	SP-1039	MD-9788	SP-1342	MS-6201	
1900 JTD 16V, 110KW	10/04 →	SP-1039	MD-9788	SP-1342	MS-6201	
1900 JTD, 125 KW	03/08 →	SP-1039	MD-9788		MS-6201	
1900 JTD, 74 KW	06/03 →	SP-1039	MD-9788		MS-6201	
1900 JTD, 88 KW	10/04 →	SP-1039	MD-9788	SP-1342	MS-6201	
1900 JTD, 937 A2.000, 85 KW,	04/01 →	SP-1039	MD-9788	SP-1239	MS-6201	
1900 JTD, AR37101, 81 KW	11/00 → 05/01	SP-1039	MD-9788	SP-1239	MS-6201	
2000i TwinSpark, AR 32310, 110 KW	10/00 →	SP-1076	MD-9794	SP-2060	MS-6201	
3200 V6 24V GTA, 932 A.000, 184 KW	01/03 →	SP-928	MD-748	SP-2060	MS-6201	
Alfa 155 (92-97)						
1600i Twin Spark, AR67601	05/96 → 12/97	SP-1076	MD-9328	SP-2060	MS-6013	
1700i Twin Spark	03/92 → 02/95	SP-824	MD-9214	SP-2080	MS-6013	
1700i Twin Spark 16V	03/95 → 04/96	SP-824	MD-9214	SP-2080	MS-6013	
1800i Twin Spark	01/92 → 04/96	SP-824	MD-9214	SP-2080	MS-6013	
1800i Twin Spark 16V, AR67106	05/96 → 12/97	SP-1076	MD-9328	SP-2060	MS-6013	
1930 TD	01/93 → 02/95	SP-986	MD-9102	SP-966	MS-6013	
	03/95 → 09/97	SP-907	MD-9102	SP-966	MS-6013	
2000i Turbo QV	03/95 → 09/97	SP-824	MD-9214	SP-2002	MS-6013	
2000i Turbo QV 140KW, AR67203	02/92 → 04/96	SP-824	MD-9214	SP-2080	MS-6013	
2000i Twin Spark 104/106KW	01/91 → 02/95	SP-824	MD-9214	SP-2080	MS-6013	
2000i Twin Spark 110KW	03/95 → 12/97	SP-940	MD-9328	SP-2080	MS-6013	
	01/96 → 12/97	SP-1076	MD-9328	SP-2080	MS-6013	
2500i V6	02/92 → 09/96	SP-824	MD-9214	SP-2080	MS-6013	
2500TD	01/92 → 02/95	SP-812	MD-9006	SP-966	MS-6013	
	03/95 → 09/97	SP-812	MD-9214		MS-6013	
Alfa 156 (97-06)						
1600 16V TwinSpark, AR32101/02//03,67601, 88 KW	09/97 → 12/01	SP-1076	MD-748		MS-6123 MS-6292	
Comments: MS-6123: Left Hand Drive, MS-6292: Right Hand Drive.						
	01/02 → 02/02	SP-1076	MD-748	SP-2171	MS-6123 MS-6292	
Comments: MS-6123: Left Hand Drive, MS-6292: Right Hand Drive.						
	03/02 → 05/06	SP-1076	MD-748	SP-2171	MS-6201	
1800 16V TwinSpark, AR32201, 106 KW	09/97 → 02/01	SP-1076	MD-748		MS-6123 MS-6292	
Comments: MS-6123: Left Hand Drive, MS-6292: Right Hand Drive.						
1800 16V TwinSpark, AR32205, 103 KW	01/01 → 12/01	SP-1076	MD-748		MS-6123 MS-6292	
Comments: MS-6123: Left Hand Drive, MS-6292: Right Hand Drive.						
	01/02 → 02/02	SP-1076	MD-748	SP-2171	MS-6123 MS-6292	
Comments: MS-6123: Left Hand Drive, MS-6292: Right Hand Drive.						
	03/02 → 05/06	SP-1076	MD-748	SP-2171	MS-6201	
1900 JTD 16V, 110 KW	07/04 → 05/06	SP-1039	MD-748	SP-1342	MS-6201	
1900 JTD 16V, 192A5.000, 103 KW	11/02 → 12/02	SP-1039	MD-748		MS-6201	
	01/03 → 05/06	SP-1039	MD-748	SP-1342	MS-6201	
1900 JTD, 937A2.000, 85 KW	06/01 → 02/02	SP-1077	MD-748	SP-1239	MS-6123 MS-6292	
Comments: MS-6123: Left Hand Drive, MS-6292: Right Hand Drive.						
	03/02 → 10/02	SP-1077	MD-748	SP-1239	MS-6201	
	11/02 → 03/06	SP-1077	MD-748	SP-1342	MS-6201	

ALFA ROMEO

Alfa 156 (97-06)

1900 JTD, AR32303, 76 KW	09/97 → 02/01	SP-1077	MD-748	SP-1249	MS-6123 MS-6292
Comments: MS-6123: Left Hand Drive, MS-6292: Right Hand Drive.					
1900 JTD, AR37101, 81 KW	01/01 → 07/01	SP-1077	MD-748	SP-1239	MS-6123 MS-6292
Comments: MS-6123: Left Hand Drive, MS-6292: Right Hand Drive.					
2000 JTS, 937A1.000, 121 KW	03/02 → 09/04	SP-1039	MD-748	SP-2171	MS-6201
	10/04 → 05/06	SP-946	MD-748	SP-2171	MS-6201
2000 TwinSpark 16V, AR32301, 114 KW	09/97 → 02/01	SP-1076	MD-748	SP-2171	MS-6123 MS-6292
Comments: MS-6123: Left Hand Drive, MS-6292: Right Hand Drive.					
2000 TwinSpark 16V, AR32310, 110 KW	01/01 → 12/01	SP-1076	MD-748		MS-6123 MS-6292
Comments: MS-6123: Left Hand Drive, MS-6292: Right Hand Drive.					
	01/02 → 04/02	SP-1076	MD-748	SP-2171	MS-6123 MS-6292
Comments: MS-6123: Left Hand Drive, MS-6292: Right Hand Drive.					
2400 JTD, 129 KW	07/03 → 05/06	SP-1077	MD-748	SP-1342	MS-6201
2400 JTD, 839A6.000, 103 KW	01/01 → 04/02	SP-1077	MD-748	SP-1249	MS-6123 MS-6292
Comments: MS-6123: Left Hand Drive, MS-6292: Right Hand Drive.					
2400 JTD, 841C.000, 110 KW	03/02 → 10/02	SP-1077	MD-748	SP-1239	MS-6201
	11/02 → 08/03	SP-1077	MD-748		MS-6201
2400 JTD, AR32501, 100 KW	09/97 → 02/01	SP-1077	MD-748	SP-1249	MS-6123 MS-6292
Comments: SP-2149: To engine no. 2140329, MS-6123: Left Hand Drive, MS-6292: Right Hand Drive.					
2500 V6 24V, AR32401, 140 KW	09/97 → 02/01	SP-1076	MD-748		MS-6123 MS-6292
Comments: MS-6123: Left Hand Drive, MS-6292: Right Hand Drive.					
2500 V6 24V, AR32405, 141 KW	01/01 → 02/02	SP-1076	MD-748		MS-6123 MS-6292
Comments: MS-6123: Left Hand Drive, MS-6292: Right Hand Drive.					
	03/02 → 05/06	SP-1076	MD-748		MS-6201
3200 V6 24V GTA, 932A.000, 184 KW	03/02 → 05/06	SP-928	MD-748		MS-6201

Alfa 159 (05-)

1800 MPI, 103 KW	06/06 → 06/10	MD-619	MD-5312		MS-6310
Comments: MS-6310: With A/C system.					
1800 Tbi 16V, 147 KW	04/09 →	MD-637			MS-6310
Comments: MS-6310: With A/C system.					
1900 JTDM 16V, 100 KW	09/05 → 02/08	MD-515	MD-5312		MS-6310
Comments: MD-515: Filtration system MANN+HUMMEL, MS-6310: With A/C system.					
	03/08 →	MD-637	MD-5312		MS-6310
Comments: MD-637: Filtration system UFI, MS-6310: With A/C system.					
1900 JTDM 16V, 110 KW	09/05 → 02/08	MD-515	MD-5312		MS-6310
Comments: MD-515: Filtration system MANN+HUMMEL, MS-6310: With A/C system.					
	03/08 → 06/10	MD-637	MD-5312		MS-6310
Comments: MD-637: Filtration system UFI, MS-6310: With A/C system.					
1900 JTDM 8V, 85 KW	09/05 → 02/08	MD-515	MD-5312		MS-6310
Comments: MD-515: Filtration system MANN+HUMMEL, MS-6310: With A/C system.					
	03/08 →	MD-637	MD-5312		MS-6310
Comments: MD-637: Filtration system UFI, MS-6310: With A/C system.					
1900 JTDM 8V, 88 KW	09/05 → 02/08	MD-515	MD-5312		MS-6310
Comments: MD-515: Filtration system MANN+HUMMEL, MS-6310: With A/C system.					
	03/08 →	MD-637	MD-5312		MS-6310
Comments: MD-637: Filtration system UFI, MS-6310: With A/C system.					
1900 JTS 16V, 118 KW	09/05 → 02/08	MD-463	MD-5312		MS-6310
Comments: MS-6310: With A/C system.					
2000 JTDM 16V, 100 KW	06/10 →	MD-637	MD-5312		MS-6310
Comments: MS-6310: With A/C system.					
2000 JTDM 16V, 125 KW	04/09 →	MD-637	MD-5312		MS-6310
Comments: MS-6310: With A/C system.					
2200 JTS 16V, 136 KW	09/05 →	MD-463	MD-5312		MS-6310
Comments: MS-6310: With A/C system.					
2400 JTDM 20V, 147 KW	09/05 →	MD-545	MD-5312		MS-6310
Comments: MS-6310: With A/C system.					

ALFA ROMEO

Alfa 159 (05-)

2400 JTDM 20V, 154 KW Comments: MS-6310: With A/C system.	03/07 →	MD-545	MD-5312		MS-6310
3200 JTS V6 24V, 191 KW Comments: MS-6310: With A/C system.	09/05 →	MD-695	MD-5312		MS-6310

Alfa 164 (87-98)

2000i Turbo 6 Cyl.	09/92 → 07/96	SP-928	MD-9006	SP-2022	MS-6014
2000i Twin Spark	09/87 → 08/90	SP-824	MD-9006	SP-2022	MS-6014
	09/92 → 10/98	SP-928	MD-9006	SP-2022	MS-6014
2500i Turbodiesel	09/87 → 08/92	SP-802	MD-9006	SP-966	MS-6014
	09/92 → 10/98	SP-812	MD-9006	SP-966	MS-6014
2500i V6 120KW, AR66201	09/92 → 10/98	SP-928	MD-9006	SP-2022	MS-6014
3000i 132-147kw	09/87 → 07/90	SP-824	MD-9006	SP-2022	MS-6014
	08/90 → 09/92	SP-928	MD-9006	SP-2022	MS-6014
3000i 24V 155-171KW	09/92 → 10/98	SP-927	MD-9006	SP-2022	MS-6014

Alfa 166 (98-)

2000 Twin Spark 110 KW, AR36301	10/00 →	SP-1076	MD-748		MS-6140
2000i 114 KW, AR34103	10/98 → 10/00	SP-1076	MD-748		MS-6140
2000i V6 Turbo 151 KW, AR34102	09/98 →	SP-928	MD-748		MS-6140
2400 JTD 100 KW, AR34202	10/98 → 10/00	SP-1077	MD-748		MS-6140
Comments: chassis no. to VET0052106					
2400 JTD 103 KW, AR36202	10/00 → 05/02	SP-1077	MD-748	SP-1239	MS-6140
2400 JTD 110 KW	03/02 → 10/03	SP-1039	MD-748	SP-1239	MS-6140
	11/02 →	SP-1039	MD-748	SP-1342	MS-6140
2400 JTD 129 KW	09/03 →	SP-1039	MD-748		MS-6140
2500 V6 24V 138 KW	10/00 →	SP-928	MD-748	SP-2023	MS-6140
2500i 24V 140 KW, AR34201	10/98 → 10/00	SP-1076	MD-748		MS-6140
3000 V6 24V 162 KW, Eng: AR36101	10/00 → 10/03	SP-928	MD-7548		MS-6140
3000i V6 24V 166 KW, Eng:AR34301	10/98 → 10/00	SP-928	MD-748		MS-6140
3200 V6 24V 176 KW	09/03 →	SP-928	MD-7548		MS-6140

Alfa Brera (05-)

1800 TBI 16v, 147 KW	04/09 →	MD-637	MD-5312		MS-6310
2000 JTDM 16V, 125 KW	04/09 →	MD-637	MD-5312		MS-6310
2200 JTS 16v, 136 KW	09/05 →	MD-463	MD-5312		MS-6310
2400 JTDM 20V, 147 KW	09/05 → 08/07	MD-545	MD-5312		MS-6310
2400 JTDM 20V, 154 KW	09/07 →	MD-545	MD-5312		MS-6310
3200 JTS V6, 24V	09/05 →		MD-5312		MS-6310

Alfa GT (03-)

1800 16V TS, AR32205, 103 KW	02/04 →	SP-1076	MD-9794		MS-6201
1900 JTD 16V, 110 KW	02/04 →	SP-1039	MD-9788	SP-1342	MS-6201
1900 JTD 16V, 125 KW	05/08 →	SP-1039	MD-9788	SP-1342	MS-6201
2000 JTS, 121 KW	11/03 → 09/04	SP-1039	MD-9794		MS-6201
	10/04 →	SP-1076	MD-9794		MS-6201
3200 V6 24V, 932 A.000, 176 KW	02/04 →	SP-928	MD-748		MS-6201

Alfa MiTo (08-)

1300 JTDM 16V, 66 KW	01/09 → 10/09	MD-547 MD-537	MD-8094		MS-6339
Comments: MD-547: UFI housing, MD-537: Purflux housing.					
1300 JTDM 16V, 70 KW	11/09 →	MD-547 MD-537	MD-8094		MS-6339
Comments: MD-547: UFI housing, MD-537: Purflux housing.					
1300 JTDM, 62 KW	01/11 →	MD-637			MS-6339
Comments: MD-547: UFI housing, MD-537: Purflux housing.					
1400 16V, 57 KW	07/08 →	SP-1001	MD-8018		MS-6339
1400 16V, 70 KW	07/08 →	SP-1001	MD-8018		MS-6339
1400 TB 16V Multiair, 125 KW	01/10 →	MD-537	MD-8206		MS-6339
1400 TB 16V Multiair, 99 KW	09/09 →	MD-537	MD-8206		MS-6339
1400 TB 16V, 114 KW	07/08 →	MD-537	MD-8206		MS-6339
1400 TB 16V, 77 KW	09/09 →	MD-537	MD-8206		MS-6339
1400 TB 16V, 88 KW	01/09 → 08/09	MD-537	MD-8206		MS-6339
1400, 51 KW	05/11 →	SP-1001	MD-8184		MS-6339

ALFA ROMEO

Alfa MiTo (08-)

1600 JTDM, 88 KW	07/08 →	MD-637	MD-8206		MS-6339	
Comments: MD-637: For vehicles without start-stop system.						
900 Twin Air Turbo, 63 KW	01/12 →				MS-6339	

Alfa Spider (939) (06-)

1800 Tbi 16V 147kW	04/09 →				MS-6310	
2000 JTDM 16V 125kW	04/09 →				MS-6310	
2200 JTS 16V, 136 KW	07/06 →		MD-5312		MS-6310	
2400 JTDM 20V 154kW	03/08 →	MD-545			MS-6310	
2400 JTDM 20V, 147 KW	03/07 →	MD-545	MD-5312		MS-6310	
3200 JTS V6 24V 191kW	07/06 →				MS-6310	

Alfasud

1200	09/72 → 09/84	SP-910	MD-206	FF-009		
1300	09/72 → 12/89	SP-910	MD-206	FF-009		
1500 61KW	09/72 → 12/84	SP-910	MD-206	FF-009		
1500 70 - 78KW	07/80 → 12/86	SP-910	MD-9446	FF-009		
1700IE 77KW	10/86 → 12/89	SP-910	MD-9050	FF-009		

Alfetta

1600	06/75 → 12/81	SP-906	MD-9012	FF-009		
	01/82 → 12/86	SP-824	MD-9442	FF-009		
1800 85KW	08/74 → 12/80	SP-906	MD-350	FF-009		
1800 GT 89/90KW	10/79 → 12/84	SP-824	MD-350	FF-009		
1800 GT/GTV 89/ 90KW	01/83 → 12/84	SP-824	MD-9442	FF-009		
2000 96KW	06/75 → 12/80	SP-906	MD-350	FF-009		
	01/81 → 12/82	SP-824	MD-350	FF-009		
2000 GT/GTV 96KW	01/83 → 12/84	SP-824	MD-9442	FF-009		
2000i	01/80 → 12/84	SP-824	MD-9002	SP-2003		
2000i QV	01/80 → 12/81	SP-824	MD-9442	SP-2003		
	01/83 → 12/84	SP-824	MD-9002	SP-2003		
2000TD	01/79 → 03/83	SP-802	MD-9016	SP-966		
2400TD	01/79 → 12/84	SP-802	MD-9058	SP-966		
2500i GTV6	11/80 → 02/86	SP-824	MD-9442	SP-2003		

Arna

1200 46 - 47KW	03/83 → 12/86	SP-910	MD-206	FF-009		
1200 50KW	01/85 → 12/86	SP-910	MD-9446	FF-009		
1300 63KW	03/83 → 12/86	SP-910	MD-9446	FF-009		

Crosswagon (Q4) (04-)

1900 JTDM 16V 110kW	07/04 →	SP-1039	MD-748	SP-1342	MS-6201	
---------------------	---------	---------	--------	---------	---------	--

Giulia

1300	06/65 → 07/69	MD-113		FF-009		
	08/68 → 07/75	SP-906	MD-208	FF-009		
	08/75 → 12/78	SP-906	MD-350	FF-009		
1600	06/65 → 07/69	MD-113		FF-009		
	08/68 → 07/75	SP-906	MD-208	FF-009		
	08/75 → 12/78	SP-906	MD-350	FF-009		
Diesel Perkins	01/74 → 12/78	SP-802		MD-093		

Giulietta (116) 77-85

1600	01/79 → 11/80	SP-906	MD-9012	FF-009		
1600 80KW	12/80 → 04/84	SP-824	MD-9442	FF-009		
1800	12/80 → 04/84	SP-824	MD-350	FF-009		
1800 TURBO	12/82 → 12/85	SP-824				
2000	12/80 → 08/82	SP-824	MD-350	FF-009		
	09/82 → 12/84	SP-824	MD-9442	FF-009		
2000TD	01/79 → 12/84	SP-802	MD-9016	SP-966		

Giulietta (940) (10-)

1400 TB 16V Multiair, 125 KW	05/10 →	MD-537	MD-5326		MS-6421	
1400 TB 16V, 88 KW	05/10 →	MD-537	MD-5326		MS-6421	
1400 TB 16V, 77 KW	05/12 →	MD-537	MD-5326		MS-6421	
1600 JTDM 16V, 77 KW	05/10 →	MD-669	MD-5324		MS-6421	
1800 Tbi 16V, 173 KW	05/10 →	MD-637	MD-5324		MS-6421	

ALFA ROMEO

Giulietta (940) (10-)

2000 JTDM 16V, 103 KW	05/10 →	MD-669	MD-5326		MS-6421	
2000 JTDM 16V, 125 KW	05/10 →	MD-669	MD-5326		MS-6421	

GT/GTJ/GTV

1300	01/79 → 11/80	SP-906	MD-9012	FF-009		
1600 GT	01/83 → 02/86	SP-824	MD-9012	FF-009		
1750 GT	01/70 → 05/75	SP-906	MD-208	FF-009		
	06/75 → 12/80	SP-906	MD-350	FF-009		
	01/80 → 12/81	SP-824	MD-350	FF-009		
	01/83 → 02/86	SP-824	MD-9442	FF-009		
2000 GT Veloce	→ 12/80	SP-906	MD-350	FF-009		
	01/80 → 12/81	SP-824	MD-350			
	01/83 → 02/86	SP-824	MD-9442			
2500 V6	01/83 → 02/86	SP-824	MD-9442	SP-2003		

GTV Coupe (916)

1800 16V 106 KW, AR32201	05/98 → 12/01	SP-1076	MD-748	SP-2022	MS-6013	
2000 16V 114 KW, AR32301	05/98 → 11/00	SP-1076	MD-748	SP-2022	MS-6013	
2000 JTS 16V 121 KW	04/03 → 12/04	SP-1076	MD-748		MS-6013	
2000 T.S 16V 110 KW, AR16201	08/00 → 12/04	SP-1076	MD-748	SP-2022	MS-6013	
	08/00 → 12/04	SP-1076	MD-748	SP-2022	MS-6013	
2000 V6 148 KW, AR16202	06/95 → 11/00	SP-928	MD-748	SP-2022	MS-6013	
3000 24V 160KW, Eng: AR16105	08/00 → 06/03		MD-7550	SP-2022	MS-6013	
3000 24V 162 KW, AR16102	10/96 → 11/01	SP-928	MD-748	SP-2022	MS-6013	
3200 V6 24V 176 KW	04/03 → 12/04	SP-928	MD-7550		MS-6013	

Montreal

alle	01/65 → 11/79	SP-906				
------	---------------	--------	--	--	--	--

RZ Roadster

3000i Turbo 154KW	11/92 → 02/95	SP-824	MD-9006	SP-2003		
-------------------	---------------	--------	---------	---------	--	--

Spider (06-)

1800 TBI 16V, 147 KW	04/09 →	MD-637	MD-5312		MS-6310	
Comments: MS-6310: With A/C system.						
2000 JTDM 16V, 125 KW	04/09 →	MD-637	MD-5312		MS-6310	
Comments: MS-6310: With A/C system.						
2200 JTS 16V, 136 KW	07/06 →	MD-463	MD-5312		MS-6310	
Comments: MS-6310: With A/C system.						
2400 JTDM 20V, 147 KW	03/07 →	MD-545	MD-5312		MS-6310	
Comments: MS-6310: With A/C system.						
2400 JTDM 20V, 154 KW	03/08 →	MD-545	MD-5312		MS-6310	
Comments: MS-6310: With A/C system.						
3200 JTS V6 24V, 191 KW	07/06 →	MD-695	MD-5312		MS-6310	
Comments: MS-6310: With A/C system.						

Spider (71-95)

1600	03/71 → 12/81	SP-824		FF-009		
	01/83 → 12/93	SP-824	MD-350	FF-009		
1750 GT	→ 05/75	SP-906	MD-208	FF-009		
	06/75 → 12/81	SP-906	MD-350	FF-009		
2000	06/75 → 04/90	SP-824	MD-350	FF-009		
2000i + Kat	01/86 → 02/95	SP-824	MD-9002	SP-2003		

Spider (95-04)

1800 16V, 106 KW	05/98 → 12/00	SP-1076	MD-748	SP-2022	MS-6013	
2000 T.S 16V, 110 KW	08/00 → 12/04	SP-1076	MD-748	SP-2022	MS-6013	
2000 T.S 16V, 114 KW	05/98 → 11/00	SP-1076	MD-748	SP-2022	MS-6013	
2000 V6 Turbo, 148 KW	05/98 → 09/00	SP-928	MD-9214	SP-2022	MS-6013	
2000i 16V Twin Spark, 110 KW	03/95 → 12/04	SP-1076	MD-748	SP-2080	MS-6013	
3000 V6 24V, AR16102, 162 KW	01/99 → 10/00	SP-928	MD-7550	SP-2022	MS-6013	
3000 V6, AR16105, 160 KW	10/00 → 06/03	SP-928	MD-7550	SP-2022	MS-6013	
3000i V6, 141 KW	03/95 → 10/00	SP-928	MD-748	SP-2022	MS-6013	
3200 V6 24V, 176 KW	04/03 → 12/04	SP-928	MD-7550		MS-6013	

SZ Coupe (90-93)








3000i Turbo, 154 KW	04/90 → 12/93	SP-824	MD-9006	SP-2003		
---------------------	---------------	--------	---------	---------	--	--

ASTON MARTIN

DB6						
4000	01/66 → 05/73	MD-139				
DB7						
3200 Volante, 250 KW	01/96 →	MD-139				
3200, 250 KW	01/94 →	MD-139				
DBS						
4000, 210 KW	09/66 → 12/72	MD-139				
Lagonda						
5300i V8	01/76 → 12/86	SP-866	MD-076	MD-095		
5300i, 250 KW	01/76 → 12/86			MD-095		
Vantage Zagato						
5300i, 322 KW	01/86 → 12/89					
Virage						
5300 Limited Ed., 246 KW	01/95 → 12/95	SP-832				
5300 saloon, 246 KW	01/94 → 12/95	SP-832				
5300 vantage, 410 kw	10/92 →	SP-832				
5300, 246 KW	10/88 → 12/89					
	01/90 → 12/92	SP-832				
6300 saloon, 246 KW	01/95 → 12/95	SP-832				
6300 shoot brake, 373 KW	01/94 → 12/95	SP-832				
6300 volante, 373 KW	01/94 → 12/95	SP-832				
Volante						
5300i V8	01/78 → 12/89	SP-866	MD-076			
Volante Zagato						
5300i V8	01/86 → 12/89		MD-076			

AUDI

100						
1600	07/76 → 07/82	SP-812	MD-130	FF-010		
1800 55 - 66KW	08/73 → 11/89	SP-812	MD-130	FF-010		
1800 74KW	07/71 → 07/76	SP-812	MD-078	FF-010		
1800i 65/66KW K - Jetr.	08/85 → 11/89	SP-812	MD-9432	SP-2020		
1900	08/71 → 07/76	SP-812	MD-078	FF-010		
	08/76 → 07/80	SP-812		FF-010		
1900 74KW	08/80 → 09/84	SP-812	MD-130	FF-010		
2000	08/76 → 07/79	SP-812	MD-078	FF-010		
2000 83/85KW	08/84 → 12/89	SP-812	MD-9432	FF-010		
2000D 51KW	10/77 → 02/79	SP-915	MD-9432	SP-966		
	03/79 → 07/88	SP-915	MD-9404	SP-966		
2000i	12/89 → 05/94	SP-812	MD-9096	SP-2020		
2000i 83/85KW	08/84 → 09/85	SP-812	MD-9432	SP-2007		
	10/85 → 12/89	SP-812	MD-9432	SP-2020		
2000TD 64-74KW	01/83 → 12/89	SP-1040	MD-9078	SP-966		
2200 85KW	08/76 → 07/80	SP-812	MD-078	FF-010		
	08/80 → 12/86	SP-812	MD-130	FF-010		
2200i 85/100/101KW	11/86 → 12/89	SP-812	MD-9432	SP-2020		
2200i 100/101KW	04/77 → 08/81	SP-812	MD-9432	SP-2002		
	09/81 → 12/89	SP-812	MD-9432	SP-2020		
2200i Turbo	06/86 → 12/89	SP-812	MD-9432	SP-2020		
2300i	01/86 → 12/89	SP-812	MD-9432	SP-2020		
	12/89 → 05/94	SP-812	MD-9096	SP-2020		
2300i S4 Turbo 20V	12/89 → 05/94	SP-978	MD-9216	SP-2020		
2400D	08/89 → 04/90		MD-9078	SP-1030		
2400TD	01/91 → 05/94		MD-9216	SP-966		
2500TDI	08/89 → 12/89	SP-915	MD-9078	SP-1031		
	01/91 → 05/94	SP-980	MD-9216	SP-1031		
2600i	05/92 → 05/94	SP-978	MD-9096	SP-2020		
2800i VR6	12/89 → 05/94	SP-978	MD-9096	SP-2020		
4200i S4 V8	11/92 → 05/94		MD-9202	SP-2020		

		 OIL	 AIR	 FUEL	 CABIN	 OTHER
AUDI						
100						
Mono - Jet.	08/85 → 11/89	SP-812	MD-130	SP-2020		
200						
2200i 100/101KW	10/79 → 09/81	SP-812	MD-9432	SP-2002		
	10/81 → 03/89	SP-812	MD-9432	SP-2020		
5T Turbo	10/79 → 03/89	SP-812	MD-9432	SP-2020		
Quattro	10/79 → 03/89	SP-812	MD-9432	SP-2020		
Quattro 20V	03/89 → 07/90	SP-812	MD-9096	SP-2020		
	08/89 → 03/94	SP-978	MD-9096	SP-2020		
Turbo	08/82 → 03/94	SP-812	MD-9432	SP-2020		
50						
1100-1300	08/74 → 07/78	SP-812	MD-130	FF-010		
80						
1300	09/72 → 07/78	SP-812	MD-130	FF-010	MS-6118 MS-6118C	
1300 40KW	08/77 → 07/79	SP-812	MD-130	FF-010	MS-6118 MS-6118C	
	08/79 → 06/80	SP-812	MD-9040	FF-010	MS-6118 MS-6118C	
1300 44KW	07/80 → 08/85	SP-812	MD-130	FF-010	MS-6118 MS-6118C	
1500	09/72 → 07/78	SP-812	MD-130	FF-010	MS-6118 MS-6118C	
1600 55/63KW	09/72 → 08/85	SP-812	MD-130	FF-010	MS-6118 MS-6118C	
1600 55/65/66KW	09/85 → 07/90	SP-812	MD-130	FF-010	MS-6118 MS-6118C	
1600 55/65/66KW some/teilweise	09/85 → 07/90	SP-812	MD-130	SP-2020	MS-6118 MS-6118C	
1600 81KW	08/75 → 07/77	SP-812	MD-9436		MS-6118 MS-6118C	
	08/77 → 08/80	SP-812	MD-9436	SP-2002	MS-6118 MS-6118C	
	09/80 → 07/82	SP-812	MD-9436	SP-2007	MS-6118 MS-6118C	
1600D 40KW BOSCH	08/80 → 08/85	SP-915	MD-9404	SP-966	MS-6118 MS-6118C	
1600D 40KW CAV	08/80 → 08/85	SP-915	MD-9404	MD-093	MS-6118 MS-6118C	
1600E	09/93 → 12/93	SP-812	MD-9096	SP-2022	MS-6118 MS-6118C	
1600TD 51KW	02/81 → 08/85	SP-915	MD-9404	SP-966	MS-6118 MS-6118C	
1800	08/90 → 12/93	SP-812	MD-130		MS-6118 MS-6118C	
1800i	08/90 → 12/93	SP-812	MD-130		MS-6118 MS-6118C	
1800i (GLI/GTI) 81/82KW	09/81 → 07/82	SP-812	MD-9436	SP-2007	MS-6118 MS-6118C	
	08/81 → 08/85	SP-812	MD-9404	SP-2007	MS-6118 MS-6118C	
1800i 66KW	01/83 → 08/85	SP-812	MD-130	FF-010	MS-6118 MS-6118C	
1800i 66KW KAT	09/84 → 08/85	SP-812	MD-9404	SP-2007	MS-6118 MS-6118C	
1800i 66KW KE - Jetronic	09/85 → 07/90	SP-812	MD-9404	SP-2020	MS-6118 MS-6118C	
1800i 82/83KW	09/85 → 07/90	SP-812	MD-9404	SP-2020	MS-6118 MS-6118C	

AUDI

80

1900 85KW	→ 08/82	SP-812	MD-130	FF-010	MS-6118 MS-6118C
1900 Diesel, 50KW	08/89 → 08/91	SP-915	MD-9096	SP-1030	MS-6118 MS-6118C
1900 TDi	09/91 → 02/96	SP-1112	MD-9096	SP-1030	MS-6118 MS-6118C
1900 TDiesel	09/91 → 12/94	SP-915	MD-9096	SP-1030	MS-6118 MS-6118C
1900i 83KW	08/81 → 08/85	SP-812	MD-9404	SP-2007	MS-6118 MS-6118C
	09/85 → 07/90	SP-812	MD-9404	SP-2020	MS-6118 MS-6118C
2000i 66KW	08/90 → 12/93	SP-812	MD-130	SP-2022	MS-6118 MS-6118C
2000i 83KW	01/88 → 07/90	SP-812	MD-9404	SP-2020	MS-6118 MS-6118C
2000i 85KW	08/81 → 08/85	SP-812	MD-9404	SP-2007	MS-6118 MS-6118C
	08/90 → 12/93	SP-812	MD-9096	SP-2022	MS-6118 MS-6118C
2000i 100/103KW 16V	09/90 → 12/93	SP-978	MD-9404	SP-2022	MS-6118 MS-6118C
2000i 101KW	01/90 → 07/90	SP-812	MD-9404	SP-2020	MS-6118 MS-6118C
	07/90 → 07/90	SP-978	MD-9404	SP-2020	MS-6118 MS-6118C
2000i 101KW 16V Sport Edition	09/93 → 12/93	SP-978	MD-9096	SP-2020	MS-6118 MS-6118C
2200i 96/100KW	08/81 → 11/88	SP-812	MD-9404	SP-2007	MS-6118 MS-6118C
2200i S2/RS2 20V	08/92 → 12/93	SP-978	MD-9404	SP-2020	MS-6118 MS-6118C
2300i 98KW	08/90 → 12/93	SP-812	MD-9404	SP-2022	MS-6118 MS-6118C
2600i -S034000	08/90 → 12/93	SP-978	MD-9096	SP-2022	MS-6118 MS-6118C
2600i S034001-	08/90 → 12/93	SP-979	MD-9096	SP-2022	MS-6118 MS-6118C
2800i -S034000	08/90 → 12/93	SP-978	MD-9096	SP-2022	MS-6118 MS-6118C
2800i S034001-	08/90 → 12/93	SP-979	MD-9096	SP-2022	MS-6118 MS-6118C

80 Quattro

1800 66/68KW KAT	03/85 → 08/85	SP-812	MD-9404	SP-2007	MS-6118 MS-6118C
1800 66KW	08/84 → 08/85	SP-812	MD-130	FF-010	MS-6118 MS-6118C
1800 81/82KW	08/84 → 08/85	SP-812	MD-9404	SP-2007	MS-6118 MS-6118C
2000i 85KW	09/82 → 08/85	SP-812	MD-9404	SP-2007	MS-6118 MS-6118C
2200i 100KW	09/82 → 08/85	SP-812	MD-9404	SP-2007	MS-6118 MS-6118C

90

1600TD 51KW	03/85 → 12/85	SP-915	MD-9404	SP-966	
2000i	08/84 → 12/85	SP-812	MD-9404	SP-2007	
	01/87 → 09/89	SP-812	MD-9404	SP-2020	
2200 85/100KW	10/84 → 03/86	SP-812	MD-9404	SP-2007	
2200i 100KW	04/86 → 07/90	SP-812	MD-9404	SP-2020	

AUDI

90

2200i Quattro 88/100KW	08/85 → 09/90	SP-812	MD-9404	SP-2007		
2300i 123/125KW	06/88 → 09/90	SP-978	MD-9404	SP-2020		
2300i 98/100KW	04/86 → 09/90	SP-812	MD-9404	SP-2020		

A1 (8X) (10-)

1200 TFSI, CBZA, 63 KW	08/10 →		MD-5320	SP-2149	MS-6438	
1400 TFSI SI, CAVG CTHG CTJA, 136 KW	11/10 →		MD-5320	SP-2149	MS-6438	
1400 TFSI, CAXA CNVA, 90 KW	08/10 →		MD-5320	SP-2149	MS-6438	
1400 TFSI, CPTA, 103 KW	04/12 →		MD-5320	SP-2149	MS-6438	
1600 TDI, CAYB, 66 KW	11/10 →	MD-679	MD-5320		MS-6438	
1600 TDI, CAYC, 77 KW	08/10 → 05/11	MD-679	MD-5320		MS-6438	
2000 TDI, CFHB, 100 KW	09/11 →	MD-679	MD-5320	SP-1292	MS-6438	
2000 TDI, CFHD, 105 KW	09/11 →	MD-679	MD-5320	SP-1292	MS-6438	
2000 TFSI Quattro, CDLH, 188 KW	04/12 →	MD-573		SP-2149	MS-6438	

A2 (8Z) (00-05)

1200TDi, 45 KW, Eng:ANY	08/00 → 09/05	MD-437	MD-746	SP-1271	MS-6216 MS-6216C	
	06/02 → 09/05	MD-437	MD-746	MD-597	MS-6216 MS-6216C	
1400 TDi, 66 KW, Eng:ATL	09/03 → 09/05	MD-437	MD-746	MD-597	MS-6216 MS-6216C	
1400i, 55 KW, Eng:AUA,BBY	05/00 → 09/05	SP-1066	MD-746	SP-2060	MS-6216 MS-6216C	
1400TDi, 55 KW, Eng:AMF	05/00 → 05/02	MD-437	MD-746	SP-1271	MS-6216 MS-6216C	
	06/02 → 09/05	MD-437	MD-746	MD-597	MS-6216 MS-6216C	
1600 FSi,81 KW, Eng:BAD	03/02 → 09/05	SP-1135	MD-746	SP-2060	MS-6216 MS-6216C	








A3 I (8L) (96-03)

1600i 74/75KW	09/96 →	SP-978	MD-9422	SP-2120	MS-6109 MS-6109C	
1800i 20V 92KW	09/96 → 08/01	SP-978	MD-9422	SP-2120	MS-6109 MS-6109C	
1800i S3 165KW	09/01 → 05/03	SP-978	MD-9422	SP-2120	MS-6109 MS-6109C	
1800i Turbo 20V 132KW	10/98 → 08/01	SP-978	MD-9422	SP-2120	MS-6109 MS-6109C	
1800i Turbo Quattro 110KW	09/96 → 08/01	SP-978	MD-9422	SP-2120	MS-6109 MS-6109C	
1800i Turbo S3 154KW	03/99 → 09/01	SP-978	MD-9422	SP-2120	MS-6109 MS-6109C	
1900 TDI 74KW	09/00 → 05/03	MD-355	MD-9422	SP-1041	MS-6109 MS-6109C	
1900TDI 66KW	09/96 → 08/01	MD-355	MD-9422	SP-1041	MS-6109 MS-6109C	
1900TDI 81KW	04/96 → 08/01	MD-355	MD-9422	SP-1041	MS-6109 MS-6109C	
1900TDI 96KW	06/00 → 05/03	MD-355	MD-9422	SP-1041	MS-6109 MS-6109C	

A3 II (8P) (03-)

1200 TFSi 77kW	12/09 →		MD-5226	SP-2149	MS-6274 MS-6274C	
1400 TSI, CAXC, 92KW	09/07 → 06/08	MD-535	MD-5226 MD-5226/1	SP-2149	MS-6274 MS-6274C	
	07/08 → 05/10	SP-1350	MD-5226 MD-5226/1	SP-2149	MS-6274 MS-6274C	

		 OIL	 AIR	 FUEL	 CABIN	 OTHER
AUDI						
A3 II (8P) (03-)						
1600 BGU, 75 KW	05/03 →	SP-978	MD-5226 MD-5226/1	SP-2137/1	MS-6274 MS-6274C	
	10/05 →	SP-978	MD-5226 MD-5226/1	SP-2156	MS-6274 MS-6274C	
1600 FSI, BAG, 85 KW	09/03 →	MD-535	MD-8248	SP-2060	MS-6274 MS-6274C	
1600 FSI, BLF, BLP, 85 KW	09/03 →	MD-535	MD-8248	SP-2149	MS-6274 MS-6274C	
1600 TDI, CAYB, 66kW	05/09 →	MD-679	MD-8060	MD-613	MS-6274 MS-6274C	
1600 TDI, CAYC, 77kW	05/09 →	MD-679	MD-8060	MD-613	MS-6274 MS-6274C	
1800 TFSI, BYT, BZB, CDAA, 118 Kw	11/06 → 01/00	SP-1356	MD-8060	SP-2149	MS-6274 MS-6274C	
1900 TDi, Eng:BKC, 77 KW	05/03 →	MD-437	MD-8060	MD-613	MS-6274 MS-6274C	
	05/03 →	MD-437	MD-8060	MD-539 MD-615	MS-6274 MS-6274C	
2000 FSi, AXW/BMB, 110 KW	05/03 →	MD-573	MD-5226 MD-5226/1	SP-2060	MS-6274 MS-6274C	
2000 FSi, BLR/BLX/BLY/BVY/BVZ, 110 KW	05/03 →	MD-573	MD-5226 MD-5226/1	SP-2149	MS-6274 MS-6274C	
2000 TDi BMN, CBBB, CFGD 125kW	03/06 →	MD-437	MD-8060	MD-613 MD-615	MS-6274 MS-6274C	
Comments: MD-613 (chas. 8P6176001 on) MD-615 chas. 176000						
2000 TDi BUY 120kW	06/06 →	MD-437	MD-8060	MD-613 MD-615	MS-6274 MS-6274C	
Comments: MD-613 (chas. 8P6176001 on) MD-615 chas. 176000						
2000 TDI, AZV, CBAA , CFFA, 100 Kw	05/03 → 01/00	MD-437 MD-679	MD-8060	MD-615 MD-539	MS-6274 MS-6274C	
Comments: Eng CFFA use MD-679, Chas # to 8P_6_176000 MD-615						
2000 TDi, Eng:AZV,BKD, 103KW	05/03 →	MD-437	MD-8060	MD-539 MD-613	MS-6274 MS-6274C	
	05/03 →	MD-437	MD-8060	MD-615	MS-6274 MS-6274C	
2000 TFSI, (S3), BHZ CDLA, 195KW	11/06 →	MD-573		SP-2149	MS-6274 MS-6274C	
2000 TFSI, (S3), BZC CDLC, 188KW	02/07 →	MD-573		SP-2149	MS-6274 MS-6274C	
2000 TFSI, 147 KW	09/04 →	MD-573 SP-1356	MD-8284	SP-2149	MS-6274 MS-6274C	
Comments: Engine code CAWB, CBFA, CCTA, CCZA use SP-1356						
2500 TFSI, (RS3) QUATTRO, CEPA, 250KW	03/11 →	MD-573	MD-8402	SP-2149	MS-6274 MS-6274C	
3200 V6 Quattro, Eng:BDB, 184 KW	09/03 →	MD-437	MD-8402	SP-2137/1	MS-6274 MS-6274C	
	10/05 →	MD-437	MD-8402	SP-2156	MS-6274 MS-6274C	
A3 III (8V) (12-)						
1400 TFSI, CMBA, 90 KW	08/12 →					
1400 TFSI, CPTA, 103 KW	10/12 →					
1600 TDI, CLHA, 77 KW	09/12 →					
1800 TFSI, CJSB, 132 KW	08/12 →					
2000 TDI, CRBC CRLB, 110 KW	08/12 →					
2000 TDI, CRFA, 81 KW	12/12 →					
2000 TDI, CRFC, 105 KW	08/12 →					
2000 TDI, CUPA, 135 KW	11/12 →					
2000 TFSI S3, CJXC, 221 KW	11/12 →					
A4 I (8D, B5) (95-01)						

		 OIL	 AIR	 FUEL	 CABIN	 OTHER
AUDI						
A4 I (8D, B5) (95-01)						
1600E 74KW	11/93 → 09/01	SP-978	MD-9090	SP-2003	MS-6118 MS-6118C	
1600E 74KW Quattro	11/93 → 09/01	SP-978	MD-9090	SP-2022	MS-6118 MS-6118C	
1800E 92/95KW	11/93 → 09/01	SP-978	MD-9090	SP-2003	MS-6118 MS-6118C	
1800E 92/95KW Quattro	11/93 → 09/01	SP-978	MD-9090	SP-2022	MS-6118 MS-6118C	
1800E T, AWT, 110KW	11/93 → 09/01	SP-980	MD-9090	SP-2003	MS-6118 MS-6118C	
1800E Turbo 110KW	11/93 → 09/01	SP-978	MD-9090	SP-2003	MS-6118 MS-6118C	
1800E Turbo 110KW Quattro	11/93 → 09/01	SP-978	MD-9090	SP-2022	MS-6118 MS-6118C	
1800E Turbo 132KW	12/97 → 09/01	SP-978	MD-9090	SP-2003	MS-6118 MS-6118C	
1900 TD AFF, 55KW	03/96 → 09/01	SP-915	MD-9090	SP-1030	MS-6118 MS-6118C	
1900 TDi 66/81KW	01/95 → 06/96	SP-915	MD-9090	SP-1030	MS-6118 MS-6118C	
	07/96 → 05/99	SP-915	MD-9090	SP-1030	MS-6118 MS-6118C	
1900TDi AJM/ATZ, 85KW	04/99 → 09/01	MD-355	MD-9090	SP-1264	MS-6118 MS-6118C	
1900TDi 66/81KW	06/99 → 09/01	SP-915	MD-9090	SP-1030	MS-6118 MS-6118C	
2400E 30V 121KW	03/97 → 09/01	SP-979	MD-9090	SP-2003	MS-6118 MS-6118C	
2500 TDi V6 110KW	09/97 → 09/01	MD-391	MD-9472	SP-1241	MS-6118 MS-6118C	
2600E V6 110KW	11/93 → 09/01	SP-979	MD-9090	SP-2003	MS-6188	
2700 RS4 30V 280KW	06/00 → 09/01	SP-978	MD-9090	SP-2022	MS-6118 MS-6118C	
2700 S4 30V 195KW	10/97 → 09/01	SP-979	MD-9090	SP-2022	MS-6118 MS-6118C	
2700 V6 Quattro 169KW	02/99 → 09/01	SP-978	MD-9090	SP-2003	MS-6118 MS-6118C	
2800E 30V 142KW	10/96 → 09/01	SP-979	MD-9090	SP-2003	MS-6118 MS-6118C	
2800E V6 128KW	11/93 → 09/96	SP-979	MD-9090	SP-2003	MS-6118 MS-6118C	
A4 II (8E/8H, B6+B7) (00-08)						
1600 ,ALZ, 75 KW	01/01 → 06/08	SP-978	MD-9620	SP-2003	MS-6202 MS-6202C	TR-015 TR-019
1800 T AMB, 125 KW	07/01 → 12/04	SP-980	MD-9620	SP-2178 SP-2151	MS-6202 MS-6202C	
Comments: SP-2151: Use for Series Quattro 4WD from chassis No 8E-5-065001						
1800 T AVJ, 110 KW	11/00 → 07/02	SP-980	MD-9620	SP-2178 SP-2151	MS-6202 MS-6202C	
Comments: SP-2151: Use for Series Quattro 4WD from chassis No 8E-5-065001						
1800 T BEX, 140 KW	11/02 → 12/04	SP-980	MD-9620	SP-2178 SP-2151	MS-6202 MS-6202C	
Comments: SP-2151: Use for Series Quattro 4WD from chassis No 8E-5-065001						
1800 T BFB, 120 KW	06/02 → 06/08	SP-980	MD-9620	SP-2178 SP-2151	MS-6202 MS-6202C	TR-015 TR-019
Comments: SP-2151: Use for Series Quattro 4WD from chassis No 8E-5-065001						
1900 TDi , AVF/AWX, 96 KW	11/00 → 12/04	MD-355	MD-9620	SP-1041	MS-6202 MS-6202C	
1900TDi AVB, 74 KW	04/01 → 07/04	MD-355	MD-9620	SP-1041	MS-6202 MS-6202C	

		 OIL	 AIR	 FUEL	 CABIN	 OTHER
AUDI						
A4 II (8E/8H, B6+B7) (00-08)						
2000 ALT, 96 KW	11/00 → 06/08	SP-978	MD-9620	SP-2120	MS-6202 MS-6202C	TR-015 TR-019
2000 FSI AWA, 110 KW	07/02 → 01/05	SP-978	MD-9620		MS-6202 MS-6202C	TR-015 TR-019
2000 TDi, BLB/BNA, 103 KW	11/04 → 06/08	MD-437	MD-9620	SP-1282	MS-6202 MS-6202C	TR-015 TR-019
2000 TDi, BRD/BVA, 125 KW	05/06 → 06/08	MD-355	MD-9620	SP-1282	MS-6202 MS-6202C	
2000 TDi, BPW/BRC, 103 KW	11/04 → 06/08	MD-355	MD-9620	SP-1041	MS-6202	
2000 Turbo FSI, 162 KW	06/05 → 06/08	MD-573	MD-9620	SP-2150	MS-6202 MS-6202C	
2000 Turbo, FSI, 125 KW	03/07 → 06/08	MD-573	MD-9620	SP-2150	MS-6202 MS-6202C	
2000 Turbo, FSI, 147 KW	11/04 → 06/08	MD-573	MD-9620	SP-2150	MS-6202 MS-6202C	
2400 V6 AMM, 120 KW	09/01 → 12/04	SP-979	MD-9620	SP-2120	MS-6202 MS-6202C	TR-015 TR-019
2400 V6 BDV, 125KW	09/01 → 12/04	SP-979	MD-9620	SP-2120	MS-6202 MS-6202C	
2500 TDi V6 132KW	11/00 → 12/04	MD-391	MD-9620	SP-1241	MS-6202 MS-6202C	
2500 TDi V6 AKE,BAU, BDH, 120 KW	11/05 → 12/05	MD-391	MD-9620	SP-1241	MS-6202 MS-6202C	
2500 TDi V6 AYM, 114 KW	04/01 → 07/02	MD-391	MD-9620	SP-1241	MS-6202 MS-6202C	
2700 TDi V6, BPP, 132 KW	11/05 → 06/08	MD-625	MD-9620	SP-1286	MS-6202 MS-6202C	TR-015 TR-019
2700 TDi V6, BSG, 120 KW	11/05 → 06/08	MD-625	MD-9620	SP-1286	MS-6202 MS-6202C	
3000 TDi V6, BKN, 150 KW	11/04 → 06/08	MD-625	MD-9620	SP-1286	MS-6202 MS-6202C	
3000 TDi, V6, ASB, 171 KW	11/05 → 06/08	MD-625	MD-9620	SP-1286	MS-6202 MS-6202C	
3000 V6 ASN, BBJ, 162 KW	11/04 → 06/08	SP-979	MD-9620	SP-2120	MS-6202 MS-6202C	
3200 FSI, AUK, 188 KW	11/04 → 06/08	MD-595	MD-9620	SP-2150	MS-6202 MS-6202C	
4200 V8 RS4/ S4 20V 309KW/253 KW	11/05 → 06/08			SP-2150	MS-6202 MS-6202C	
A4 III (8K) (07-)						
1800 TFSI, CABA, CDHA, 88 KW	01/08 →	SP-1356	MD-8454		MS-6369 MS-6369C	
1800 TFSI, CABB, CDHB, 118 KW	11/07 → 03/12	SP-1356	MD-8454		MS-6369 MS-6369C	
1800 TFSI, CJEB, 125 KW	01/12 →		MD-8454		MS-6369 MS-6369C	
2000 TDI, CAGA CAGB CJCA CMFA, 105 KW	11/07 →	MD-437	MD-8454	SP-1339	MS-6369 MS-6369C	
Comments: MD-437: Engine code CAGA, CAGB.						
2000 TDI, CAGB CJCB, 100 KW	05/09 →	MD-437	MD-8454	SP-1339	MS-6369 MS-6369C	
Comments: MD-437: Engine code CAGB.						
2000 TDI, CAGC CJCC, 88 KW	06/08 →	MD-437	MD-8454	SP-1339	MS-6369 MS-6369C	
Comments: MD-437: Engine code CAGC.						
2000 TDI, CAHA CAHB, 125 KW	01/08 → 03/12	MD-437	MD-8454	SP-1339	MS-6369 MS-6369C	
2000 TDI, CGLC, 130 KW	02/12 →		MD-8454	SP-1339	MS-6369 MS-6369C	

AUDI

A4 III (8K) (07-)

2000 TDI, CGLD, 120 KW	02/12 →		MD-8454	SP-1339	MS-6369 MS-6369C	
2000 TFSI, CAEA CDNB CFKA, 132 KW	06/08 →	SP-1356	MD-8454		MS-6369 MS-6369C	
2000 TFSI, CDNC CAEB CPMA, 155 KW	06/08 →	SP-1356	MD-8454		MS-6369 MS-6369C	
2700 TDI, CAMA CGKA, 140 KW	11/07 →	MD-625	MD-5322	SP-1339	MS-6369 MS-6369C	
Comments: MD-625: Engine code CAMA chassis no. to 8K_8A021989						
2700 TDI, CAMB CGKB, 120 KW	11/07 → 03/12	MD-625	MD-5322	SP-1339	MS-6369 MS-6369C	
Comments: MD-625: Engine code CAMB chassis no. 8K_8A021989.						
3000 TDI, CAPA CCLA CCWA, 176 KW	11/07 → 03/12	MD-625	MD-5322	SP-1339	MS-6369C MS-6369	
Comments: MD-625: Engine code CAPA chassis no. to 8K_8N009060.						
3000 TDI, CCWB, 155 KW	06/08 → 03/12		MD-5322	SP-1339	MS-6369C MS-6369	
3000 TDI, CDUK CKUB, 180 KW	02/12 →		MD-5322	SP-1339	MS-6369C MS-6369	
3000 TDI, CLAB, 150 KW	02/12 →		MD-5322	SP-1339	MS-6369C MS-6369	
3000 TFSi (S4), 245 KW	12/08 →	MD-595			MS-6369 MS-6369C	
3000 TFSi, CMUA, 200 KW	02/12 →	MD-595			MS-6369 MS-6369C	
3200 FSI, CALA, 195 KW	11/07 → 03/12	MD-595			MS-6369C MS-6369	
4200 TFSI (RS4 Quattro), CFSA, 331 KW	09/12 →				MS-6369C MS-6369	

A5 (8T,8F) (07-)

1800 TFSi, CABD, 125 KW	10/07 →	SP-1356	MD-8454		MS-6369 MS-6369C	
Comments: SP-1356: Engine code CABD.						
1800 TFSi, CDHB, 118 KW	05/09 →	SP-1356	MD-8454		MS-6369 MS-6369C	
2000 TDi , CGLC, 130 KW	11/11 →		MD-8454	SP-1339	MS-6369 MS-6369C	
2000 TDI, CAGA, 105 KW	09/09 →	MD-437	MD-8454	SP-1339	MS-6369 MS-6369C	
Comments: MD-437: Engine code CAGA.						
2000 TDI, CAGB, 100 KW	09/09 →	MD-437	MD-8454	SP-1339	MS-6369 MS-6369C	
2000 TDI, CAHA, 125 KW	08/08 →	MD-437	MD-8454	SP-1339	MS-6369 MS-6369C	
2000 TDI, CAHB, 120 KW	08/08 →	MD-437	MD-8454	SP-1339	MS-6369 MS-6369C	
Comments: MD-437: Engine code CAHB.						
2000 TFSi CAEA CAEB CDNB, 132 KW	06/08 →	SP-1356	MD-8454		MS-6369 MS-6369C	
2000 TFSI, CDNC CAEB, 155 KW	06/08 →	SP-1356	MD-8454		MS-6369 MS-6369C	
2700 TDI, CAMA CGKA, 140 KW	06/07 →	MD-625	MD-5322	SP-1339	MS-6369 MS-6369C	
Comments: MD-625: Engine code CAM chassis no. to 8T_8_032149.						
2700 TDI, CAMB CGKB, 120 KW	06/07 →	MD-625	MD-5322	SP-1339	MS-6369 MS-6369C	
Comments: MD-625: Engine code CAMB chassis no. to 8T_8_032149.						
3000 TDI, CAPA CCWA, 176 KW	06/07 →	MD-625	MD-5322	SP-1339	MS-6369C MS-6369	
Comments: MD-625: Engine code CAPA chassis no. to 8T_8_032149.						

AUDI

A5 (8T,8F) (07-)

3000 TDI, CCWB, 155 KW	04/08 →		MD-5322	SP-1339	MS-6369C MS-6369
3000 TDI, CDUC, 180 KW	10/11 →		MD-5322	SP-1339	MS-6369C MS-6369
3000 TDI, CLAB, 150 KW	10/11 →		MD-5322	SP-1339	MS-6369C MS-6369
3000 TDI, CMUA, 200 KW	11/11 →	MD-595	MD-5322	SP-1339	MS-6369C MS-6369
3000 TFSi (S5) CCBA CAKA CGWC CGXC, 245 KW	05/09 →	MD-595			MS-6369 MS-6369C
3200 FSI, CALA, 195 KW	06/07 →	MD-595			MS-6369C MS-6369
4200 FSI (RS5), CFSA, 331 KW	04/10 →				MS-6369C MS-6369
4200 FSI (S5), CAUA, 260 KW	06/07 →				MS-6369C MS-6369

A6 (4A/C4) (94-97)

1800i 92KW	12/95 → 02/97	SP-978	MD-9096	SP-2004	MS-6152	
Comments: With an A/C system						
1900 TDi 66KW	05/94 → 03/97	SP-915	MD-9090	SP-1030	MS-6113	
2000E 74-85KW	06/94 → 08/94	SP-812	MD-9096	SP-2020	MS-6113	
	09/94 → 03/97	SP-978	MD-9096	SP-2020	MS-6113	
	06/94 → 08/94	SP-812	MD-9096	SP-2020	MS-6152	
Comments: With A/C						
2000E 16V 103KW	06/94 → 03/97	SP-978	MD-9096	SP-2020	MS-6113	
2200iT 169KW	07/94 → 07/96	SP-978	MD-9216	SP-2004	MS-6113	
	07/94 → 07/96	SP-978	MD-9216	SP-2004	MS-6152	
Comments: With A/C						
2200iT 169KW, S6	07/94 → 07/96	SP-978	MD-9216	SP-2004	MS-6113	
	07/94 → 07/96	SP-978	MD-9216	SP-2004	MS-6152	
Comments: With A/C						
2300E 98KW	06/94 → 12/94	SP-978	MD-9096	SP-2020	MS-6113	
	06/94 → 12/94	SP-978	MD-9096	SP-2020	MS-6152	
Comments: With A/C						
2500 TDi 103KW, AEL	08/94 → 02/97	SP-1040	MD-9216	SP-1030	MS-6113	
2500 TDi 84KW, AAT	01/95 → 02/97	SP-980	MD-9216	SP-1030	MS-6113	
2500TDi 85KW, AAT	06/94 → 02/97	SP-1120	MD-9216	SP-1030	MS-6113	
2600E 102KW	06/94 → 03/97	SP-979	MD-9096	SP-2020	MS-6113	
2600E 110KW -ch. S032000	06/94 → 03/97	SP-978	MD-9096	SP-2020	MS-6113	
2600E 110KW ch. S032001-	06/94 → 03/97	SP-979	MD-9096	SP-2020	MS-6113	
2800E V6 128KW -ch. S032000	06/94 → 03/97	SP-978	MD-9096	SP-2020	MS-6113	
2800E V6 128KW ch. S032001-	06/94 → 03/97	SP-979	MD-9096	SP-2020	MS-6113	
2800E V6 142KW	12/94 → 02/97	SP-979	MD-9096	SP-2020	MS-6113	
4200 V8 (S6) 213KW	06/94 → 07/96	SP-1097	MD-9202	SP-2020	MS-6113	
	06/94 → 07/96	SP-1097	MD-9202	SP-2020	MS-6152	
Comments: With A/C						
4200 V8 240KW	03/96 → 07/96	SP-1097	MD-9202	SP-2020	MS-6113	
	03/96 → 07/96	SP-1097	MD-9202	SP-2020	MS-6152	
Comments: With A/C						
4200i V8 213/240KW, S6	07/94 → 07/96	SP-1097	MD-9202	SP-2004	MS-6113	
	07/94 → 07/96	SP-1097	MD-9202	SP-2004	MS-6152	

A6 (4B/C5) (97-05)

1800i 92KW	03/97 → 05/05	SP-978	MD-9090	SP-2003	MS-6113
1800T 110KW, AFY	03/97 → 05/05	SP-978	MD-9090	SP-2003	MS-6113
1900 TDi 81KW	02/97 → 12/00	SP-915	MD-9090	SP-1030	MS-6202 MS-6202C
1900 TDi 96KW	05/01 → 05/05	MD-355	MD-9090	SP-1041	MS-6202 MS-6202C
1900TDi, 85 KW	11/00 → 06/01	MD-355	MD-9090	SP-1264	MS-6202 MS-6202C

AUDI

A6 (4B/C5) (97-05)

2400 30V, 100 KW	07/98 → 06/01	SP-979	MD-9090	SP-2003	MS-6202 MS-6202C	
Comments: From Chassis no: 4B-X-045001 use MS-6113						
2400 30V, 121 KW	02/97 → 06/01	SP-979	MD-9090	SP-2003	MS-6202 MS-6202C	
Comments: From Chassis no: 4B-X-045001 use MS-6113						
	02/97 → 06/01	SP-979	MD-9090	SP-2003	MS-6202 MS-6202C	
Comments: From Chassis no: 4B-X-045001 use MS-6113						
2400 30V, 125KW	05/01 → 05/05	SP-979	MD-9090	SP-2003	MS-6202 MS-6202C	
Comments: From Chassis no: 4B-X-045001 use MS-6113						
2400i V6, 100 KW	07/98 → 05/05	SP-979	MD-9090	SP-2003	MS-6113	
2400i V6, 121 KW	03/97 → 05/05	SP-979	MD-9090	SP-2003	MS-6113	
2500 TDi V6 110 KW, AFB/AKN	07/97 → 06/01	MD-391	MD-9472	SP-1241	MS-6202 MS-6202C	
2500 TDi V6, 120 KW	07/02 → 05/05	MD-391	MD-9472	SP-1241	MS-6202 MS-6202C	
2500 TDi V6, AKE	07/99 → 05/05	MD-391	MD-9472	SP-1241	MS-6202 MS-6202C	
2500TDi V6 114 KW, AYM	05/01 → 08/02	MD-391	MD-9472	SP-1241	MS-6202 MS-6202C	
2700T Allroad, 184 KW	05/00 → 05/05	SP-979	MD-9090	SP-2003	MS-6113	
	05/00 → 05/05	SP-979	MD-9090	SP-2003	MS-6202	
Comments: With A/C						
2700T, 169 KW	12/97 → 05/05	SP-979	MD-9090	SP-2003	MS-6113	
2800E V6, 142 KW	03/97 → 05/05	SP-979	MD-9090	SP-2003	MS-6113	
3700E, 191 KW	06/98 → 05/05		MD-9090	SP-2022	MS-6113	

A6 (4F/C6) (04-11)

2000 (4F) TFSi, 125 KW	06/05 →	MD-573	MD-5250	SP-2150	MS-6316	
2000 (4F), TDi BLB,BRE, 103 KW	07/04 →	MD-437	MD-5250	SP-1282	MS-6316	
2000 (4F), TDi BNA, BRF, 100 KW	07/04 →	MD-437	MD-5250	SP-1282	MS-6316	
2000 TDI, CAGB, 120 KW	05/09 →	MD-437	MD-5250	SP-1282	MS-6316	
2000 TDI, CAHA, 125 KW	10/08 → 09/11	MD-437	MD-5250		MS-6316	
2400 V6 (AF) BDW, 130 KW	05/04 →	MD-595	MD-5244	SP-2151	MS-6316	
2700 (4F) TDi V6, BPP, 132 KW	11/04 →	MD-625	MD-5300	SP-1268	MS-6316	
2700 (4F) TDi V6, CANA, CANC,140KW	10/08 → 09/11		MD-5300		MS-6316	
2700 (4F) TDi V6, BSG, 120 KW	11/04 →	MD-625	MD-5300	SP-1268	MS-6316	
2800 (4F) FSI V6, BDX, 154 KW	11/06 →	MD-595	MD-5244	SP-2150	MS-6316	
2800 (4F) FSI V6, CCEA, 162KW	10/08 → 09/11	MD-595	MD-5244	SP-2150	MS-6316	
3000 V6, BBJ, 160 KW	04/04 → 05/06	SP-979	MD-5244	SP-2151	MS-6316	TR-019
3000 TDi V6, ASB, 171 KW	05/06 → 10/08		MD-5300	SP-1268	MS-6316	
3000 TDi V6, BMK, 166 KW	04/04 →	MD-625	MD-5300	SP-1268	MS-6316	
3000 TDi V6, BNG, 155KW	04/04 →	MD-625	MD-5300	SP-1268	MS-6316	
3000 TDi V6, CDYA CDYC, 176 KW	10/08 → 09/11		MD-5300		MS-6316	
3000 TFSi V6 (4F), CAJA, 213 KW	10/08 → 09/11	MD-595	MD-5244	SP-2150	MS-6316	
3000 TFSi V6 (4F), CCAA, 220 KW	10/08 → 09/11	MD-595	MD-5244	SP-2150	MS-6316	
3200 FSi V6 (4F), AUK BKH BYU, 188 KW	04/04 →	MD-595	MD-5244	SP-2150	MS-6316	
3200 FSi V6, CALA , 195 KW	05/09 → 09/11	MD-595	MD-5244	SP-2150	MS-6316	
4200 V8 (4F), BAT, 246 KW	04/04 → 05/06		MD-5244	SP-2151	MS-6316	
4200 V8 FSI (4F), BVJ, 257 KW	06/06 →		MD-5244	SP-2150	MS-6316	
4200 V8, BAT, 246 KW	04/04 → 05/06		MD-5244	SP-2151	MS-6316	
5000 TFSi V10 (RS6,RS6+), 426 KW	04/08 → 12/10			SP-2150	MS-6316	
5200 V10 S6 (4F), BXA, 320 KW	06/06 →			SP-2151	MS-6316	

A6 (4G2/4G5) (11-)

2000 Hybrid (4G2/4G5), CHJA 180 KW	01/12 →	SP-1356			MS-6437C	
2000 TDi, (4G2/4G5), CGLE, 100 KW	01/12 →	MD-679		SP-1369	MS-6437C	
2000 TDI, CGLC, CMGB, 130 KW	04/11 →	MD-679		SP-1369	MS-6437C	
2000 TDI, CGLD, 120 KW	04/11 →	MD-679		SP-1369	MS-6437C	
2000 TFSi, CAEB, CHJA, 155 KW	04/11 →	SP-1356			MS-6437C	

AUDI

A6 (4G2/4G5) (11-)

2000 TFSI, CDNB, 132 KW	04/11 →	SP-1356			MS-6437C	
2800 FSI, CHVA, 150 KW	04/11 →	MD-595	MD-5340		MS-6437C	
3000 TDI, CDUC, 180 KW	04/11 →		MD-5340	SP-1369	MS-6437C	
3000 TDI, CGQB, 230 KW	10/11 →		MD-5340	SP-1369	MS-6437C	
3000 TDI, CLAA, CLAB, 150 KW	04/11 →		MD-5340	SP-1369	MS-6437C	
3000 TFSI, CGWB, 220 KW	04/11 →	MD-595	MD-5340		MS-6437C	
3000 TFSI, CGXB, 228 KW	04/11 →	MD-595	MD-5340		MS-6437C	
4000 TFSI, (4G2/4G5), CEUC, 309 KW	04/12 →				MS-6437C	

A7 (4GA) (10-)








2800 FSI, CHVA, CNJA, 150 KW	10/10 →	MD-595	MD-5340		MS-6437C	
3000 TDi, CDUC, CDUD, CKVB, CKVC, 180KW	10/10 →		MD-5340	SP-1369	MS-6437C	
3000 TDi, CLAA, CLAB, 150 KW	10/10 →		MD-5340	SP-1369	MS-6437C	
3000 TDi, CQGB, 230 KW	11/11 →		MD-5340	SP-1369	MS-6437C	
3000 TFSI, CGWB, 220 KW	10/10 →	MD-595	MD-5340		MS-6437C	
3000 TFSI, GCXB, CGWD, 228 KW	01/11 →	MD-595	MD-5340		MS-6437C	
4000 TFSI, CEUC, 309 KW	04/12 →				MS-6437C	




A8 (4D) (94-02)

2500 TDi 110KW, AFB/AKN	07/97 → 09/02	MD-391	MD-9478	SP-1241	MS-6115 MS-6115C	
2500TDi 131KW, AKE	04/00 → 09/02	MD-391	MD-9478	SP-1241	MS-6115 MS-6115C	
2800E 120KW	07/94 → 09/02	SP-979	MD-9478	SP-2022	MS-6115 MS-6115C	
2800E 30V 142KW	04/96 → 09/02	SP-979	MD-9478	SP-2022	MS-6115 MS-6115C	
2800E V6 128KW ch. S032000-	07/94 → 07/96	SP-979	MD-9478	SP-2022	MS-6115 MS-6115C	
2800E V6 128KW -ch. S032001	03/94 → 06/94	SP-978	MD-9478	SP-2022	MS-6115 MS-6115C	
3300TDI 165KW	09/98 → 09/02		MD-9478		MS-6115 MS-6115C	
3700E 169KW	03/94 → 07/96		MD-9478	SP-2022	MS-6115 MS-6115C	
3700E V8 191KW	09/97 → 09/02	MD-353	MD-9478	SP-2022	MS-6115 MS-6115C	
4200E S8 250KW	07/96 → 09/02		MD-9478	SP-2022	MS-6115 MS-6115C	
4200E V8 175KW	05/98 → 09/02	MD-353	MD-9478	SP-2022	MS-6115 MS-6115C	
4200E V8 180KW	03/94 → 07/96		MD-9478	SP-2022	MS-6115 MS-6115C	
4200E V8 220KW	03/94 → 07/96		MD-9478	SP-2022	MS-6115 MS-6115C	
4200E V8 228KW	10/97 → 09/02	MD-353	MD-9478	SP-2022	MS-6115 MS-6115C	
4200E V8 264KW	05/98 → 09/02	MD-353	MD-9478	SP-2022	MS-6115 MS-6115C	
4200I V8 250KW, S8	07/96 → 09/02		MD-9478	SP-2022	MS-6115 MS-6115C	

A8 (4E) (02-10)

2800 FSI, BDX, 154 KW	09/07 → 03/10	MD-595	MD-7556	SP-2150	MS-6344C	
3000 V6 TDi, ASB, 171 KW	09/03 → 05/05	MD-625	MD-7556	SP-1368	MS-6344C	
Comments: MD-625: Chassis no. to 4E_8_011500.						
3000 V6, ASN/BBJ, 162 KW	08/03 → 05/05	SP-979	MD-7556	SP-2120	MS-6344C	
Comments: SP-2120: Chassis no. to 4E_6_014980.						
3200 FSI BPK, 191 KW	06/05 → 03/10	MD-595	MD-7556	SP-2150	MS-6344C	
3700, BFL, 206 KW	10/02 → 03/10		MD-7556	SP-2120	MS-6344C	
Comments: SP-2120: Chassis no. to 4E_6_014980.						
4000 TDI, ASE, 202 KW	05/03 → 07/05	MD-625	MD-7556	SP-1368	MS-6344C	
Comments: MD-7556: Quantity 2.						

		 OIL	 AIR	 FUEL	 CABIN	 OTHER
AUDI						
A8 (4E) (02-10)						
4200 FSI, BVJ, 257 KW	06/06 → 03/10		MD-7556	SP-2150	MS-6344C	
4200 TDi, BMC, BVN 240 KW	07/05 → 03/10	MD-625	MD-7556	SP-1368	MS-6344C	
Comments: MD-625: Chassis no. to 4E_9_005200						
4200, BFM, 246 KW	10/02 → 06/06		MD-7556	SP-2120	MS-6344C	
Comments: SP-2120: Chassis no. to 4E_6_014980.						
5200 V10 S8 ,BSM, 331 KW	06/06 → 03/10			SP-2150	MS-6344C	
6000 W12, BHT, BTE, 331 KW	02/04 → 03/10			SP-2120	MS-6344C	
A8 (4H) (10-)						
2000 Hybrid, CHJA 195 KW	06/12 →	SP-1356			MS-6437C	
2500 TFSI, CPAA, 150 KW	09/12 →	MD-595			MS-6437C	
3000 TDI, CDTA CMHA, 184 KW	07/10 →			SP-1339	MS-6437C	
3000 TDI, CLAB, 150 KW	05/11 →			SP-1339	MS-6437C	
3000 TDI, CPNA, 176 KW	11/12 →	MD-595		SP-1339	MS-6437C	
3000 TDI, CTDB, 155 KW	08/10 →			SP-1339	MS-6437C	
3000 TFSI, CGWA CGWX CGXA, 213 KW	07/10 →	MD-595			MS-6437C	
3000 TFSI, CGWD, 228 KW	11/11 →	MD-595			MS-6437C	
3000 TFSI, CMDA, 245 KW	07/10 →	MD-595			MS-6437C	
4000 S8, CGTA, 382 KW	05/12 →				MS-6437C	
4000 TFSI Quattro, CEUA, 309 KW	04/12 →				MS-6437C	
4200 FSI Quattro, CDRA, 273 KW	03/10 →				MS-6437C	
4200 TDI Quattro, CDSB, 258 KW	03/10 →			SP-1339	MS-6437C	
6300 FSI, CEJA, 368 KW	09/10 →				MS-6437C	
Allroad I (4BH) (00-05)						
2500 TDi V6 (4BH), Eng: AKE, BAU, 132 KW	05/00 → 08/05	MD-391	MD-9472	SP-1241	MS-6202 MS-6202C	TR-019
Comments: TR-019: Used for automatic gearbox with code ZF5HP19FL.						
2500 TDi V6 (4BH), Eng: BCZ 120 KW	05/03 → 08/05	MD-391	MD-9472	SP-1241	MS-6202 MS-6202C	TR-019
Comments: TR-019: Used for automatic gearbox with code ZF5HP19FL.						
2700 V6 (4BH), Eng: ARE, BES 184 KW	05/00 → 08/05	SP-979	MD-9090	SP-2022	MS-6202 MS-6202C	TR-019
Comments: TR-019: Used for automatic gearbox with code ZF5HP19FL.						
4200 V8, Eng: BAS, 220 KW	06/02 → 08/05		MD-9090	SP-2022	MS-6202 MS-6202C	TR-019
Comments: TR-019: Used for automatic gearbox with code ZF5HP19FL.						
Allroad II (4FH) (06-11)						
2700 TDi V6, CANC, 140 KW	10/08 →		MD-5300	SP-1268	MS-6316	
2700 TDI V6, BPP, 132 KW	05/06 → 10/08	MD-625	MD-5300	SP-1268	MS-6316	
Comments: MD-625: Chassis no. to 4F_8_112000						
2700 TDI V6, BSG, 120 KW	05/06 → 10/08	MD-625	MD-5300	SP-1268	MS-6316	
Comments: MD-625: Engine code BSG chassis no. to 4F_8_112000.						
3000 TDi V6 , CDYA CDYC, 176 KW	10/08 → 09/11		MD-5300	SP-1268	MS-6316	
3000 TDI V6, ASB, 171 KW	05/06 → 10/08	MD-625	MD-5300	SP-1268	MS-6316	
Comments: MD-625: Chassis no. to 4F_8_112000						
3000 TDI V6, BNG, 155 KW	05/06 → 09/11	MD-625	MD-5300	SP-1268	MS-6316	
Comments: MD-625: Engine code BNG chassis no. to 4F_8_112000						
3000 TFSI, CAJA, 213 KW	10/08 →	MD-595	MD-5244	SP-2150	MS-6316	
3200 FSI V6, AUK, 188 KW	05/06 → 10/08	MD-595	MD-5224	SP-2150	MS-6316	
4200 V8 FSI, BVJ, 257 KW	05/06 → 09/11		MD-5244	SP-2150	MS-6316	
Allroad III (4GH) (12-)						
3000 TDI (4GH), CDUD CKVC, 180 KW	01/12 →		MD-5340	SP-1369	MS-6347C	
3000 TDI (4GH), CGQB, 230 KW	01/12 →		MD-5340	SP-1369	MS-6347C	
3000 TDI (4GH), CLAA CLAB, 150 KW	01/12 →		MD-5340	SP-1369	MS-6347C	
3000 TFSI (4GH), CGWD, 228 KW	01/12 →	MD-595	MD-5340		MS-6347C	
Cabriolet (91-00)						
1800 20V, 92 KW	01/97 → 09/00	SP-978	MD-9090	SP-2020	MS-6118 MS-6118C	
1900TDI, 66 KW	06/94 → 09/00	SP-980	MD-9090	SP-1030	MS-6118 MS-6118C	
2000E 16V, 103 KW	06/94 → 09/00	SP-978	MD-9404	SP-2020	MS-6118 MS-6118C	

		 OIL	 AIR	 FUEL	 CABIN	 OTHER
AUDI						
Cabriolet (91-00)						
2000E, 85 KW	05/92 → 08/94	SP-812	MD-9096	SP-2020		
	09/94 → 09/00	SP-978	MD-9096	SP-2020	MS-6118 MS-6118C	
2300E, 98 KW	03/91 → 08/94	SP-812	MD-9404	SP-2020		
	09/94 → 09/00	SP-978	MD-9404		MS-6118 MS-6118C	
2600E -ch. S002000	05/92 → 10/00	SP-978	MD-9096	SP-2022		
2600E ch. S002001-	05/92 → 10/00	SP-979	MD-9096	SP-2022		
2800E -ch. S002000	05/92 → 09/00	SP-978	MD-9096	SP-2022		
2800E ch. S002001-	05/92 → 09/00	SP-979	MD-9096	SP-2022		
Coupe						
1800 55/66KW	08/81 → 10/88	SP-812	MD-130	FF-007		
1800i 68/79/82KW	01/85 → 07/88	SP-812	MD-9404	SP-2007		
1800i 82KW	08/89 → 08/90	SP-812	MD-9404	SP-2020		
1900 85KW	08/80 → 09/82	SP-812	MD-130	FF-007		
2000i 85KW	09/94 → 01/97	SP-978	MD-9404	SP-2004	MS-6118 MS-6118C	
	09/82 → 04/88	SP-812	MD-9404	SP-2007		
	05/88 → 08/94	SP-812	MD-9404	SP-2020		
2000i 103KW	01/91 → 01/97	SP-978	MD-9404	SP-2004	MS-6118 MS-6118C	
2000i 118KW	08/89 → 08/90	SP-978	MD-9404	SP-2004		
2200i 85-100KW	→ 11/88	SP-812	MD-9404	SP-2007		
2300i 98-125KW	12/88 → 07/90	SP-812	MD-9404	SP-2020		
	08/89 → 01/97	SP-978	MD-9404	SP-2020		
2600i -S000900	09/90 → 01/97	SP-978	MD-9096	SP-2022		
2600i S000901-	09/90 → 01/97	SP-979	MD-9096	SP-2022		
2800i -S000900	09/90 → 01/97	SP-978	MD-9096	SP-2022		
2800i S000901-	09/90 → 01/97	SP-979	MD-9096	SP-2022		
Coupe Quattro						
2000i	11/88 → 07/90	SP-978	MD-9404	SP-2004		
2200 88-100KW	10/84 → 10/88	SP-812	MD-9404	SP-2007		
	11/88 → 07/90	SP-812	MD-9404	SP-2020		
2200 S2 162-169KW	09/89 → 01/97	SP-978		SP-2020		
2200 Turbo 147KW	07/80 → 07/86	SP-812	MD-9404	SP-2007		
	08/86 → 07/88	SP-812	MD-9404	SP-2020		
2200 Turbo 162KW	08/89 → 07/90	SP-978		SP-2020		
2300i 98-125KW	12/88 → 07/90	SP-812	MD-9404	SP-2020		
	08/89 →	SP-978	MD-9404	SP-2020		
2600i -S000900	09/90 →	SP-978	MD-9096	SP-2020		
2600i S000901-	09/90 → 01/97	SP-979	MD-9096	SP-2020		
2800i -S000900	09/90 →	SP-978	MD-9096	SP-2020		
2800i S000901-	09/90 → 01/97	SP-979	MD-9096	SP-2020		
Q3 (8U) (11-)						
2000 TDI, CFFA, 100 KW	09/11 →	MD-679	MD-8060	MD-691	MS-6274 MS-6274C	
2000 TDI, CFFB, 103 KW	09/11 →	MD-679	MD-8060	MD-691	MS-6274 MS-6274C	
2000 TDI, CFGC CLLB, 130 KW	09/11 →	MD-679	MD-8060	MD-691	MS-6274 MS-6274C	
2000 TDI, CFGD, 120 KW	09/11 →	MD-679	MD-8060	MD-691	MS-6274 MS-6274C	
2000 TFSI, CCZC, 125 KW	09/11 →	SP-1356	MD-8060		MS-6274 MS-6274C	
2000 TFSI, CPSA, 155 KW	09/11 →	SP-1356	MD-8060		MS-6274 MS-6274C	
Q5 (8R) (08-)						

AUDI

Q5 (8R) (08-)

2000 TDI Quattro, CAGA CJCA, 105 KW	09/09 → 05/12	MD-437 MD-679	MD-8454	SP-1339	MS-6369 MS-6369C	
Comments: MD-437: Engine code CAGA, MD-679: Engine code CJCA, SP-1339: Engine code CJCA.						
2000 TDI Quattro, CAGB, 100 KW	09/09 → 05/12	MD-437 MD-679	MD-8454	SP-1339	MS-6369 MS-6369C	
Comments: MD-437: Engine code CAGB, MD-679: Engine code CJCB, SP-1339: Engine code CJCB.						
2000 TDI Quattro, CAHA CGLB CMGA, 125 KW	11/08 →	MD-437 MD-679	MD-8454	SP-1339	MS-6369 MS-6369C	
Comments: MD-437: Engine code CAHA, MD-679: Engine code CGLB, CMGA, SP-1339: Engine code CMGA.						
2000 TDI Quattro, CAHB CGLA CGLD, 120 KW	11/08 →	MD-437 MD-679	MD-8454		MS-6369 MS-6369C	
Comments: MD-437: Engine code CAHB, MD-679: Engine code CGLA, CGLD.						
2000 TDI Quattro, CGLC CMGB, 130 KW	06/12 →	MD-679	MD-8454		MS-6369 MS-6369C	
2000 TDI Quattro, CJCB CAGB, 100 KW	09/09 → 05/12	MD-437 MD-679	MD-8454	SP-1339	MS-6369 MS-6369C	
Comments: MD-437: Engine code CAGB, MD-679: Engine code CJCB, SP-1339: Engine code CJCB.						
2000 TFSI Hybrid Quattro, CDNC CHJA, 155 KW	11/08 →	SP-1356	MD-8454		MS-6369 MS-6369C	
2000 TFSI Quattro, CDNA CNCB, 132 KW	09/09 →	SP-1356	MD-8454		MS-6369 MS-6369C	
Comments: SP-1356: Engine code CDNA.						
2000 TFSI Quattro, CDNC, 155 KW	11/08 →	SP-1356	MD-8454		MS-6369 MS-6369C	
2000 TFSI Quattro, CNCD, 165 KW	06/12 →		MD-8454		MS-6369 MS-6369C	
3000 TDI Quattro SQ5, CGQB, 230 KW	11/12 →		MD-5322		MS-6369 MS-6369C	
3000 TDI Quattro, CCWB, 155 KW	11/08 →		MD-5322		MS-6369 MS-6369C	
3000 TDI Quattro, CDUD, 180 KW	06/12 →		MD-5322		MS-6369 MS-6369C	
3000 TDI, Quattro CCWA, 176 KW	11/08 →		MD-5322		MS-6369 MS-6369C	
3000 TFSI Quattro, CTUC CTVA, 199 KW	06/12 →	MD-595			MS-6369 MS-6369C	
3200 FSI Quattro, CALB, 199 KW	11/08 →	MD-595	MD-5322		MS-6369 MS-6369C	

Q7 (4L) (06-)

3000 TDI quattro, BUG, 171 KW	03/06 → 07/08	MD-625	MD-8100	MD-659	MS-6277 MS-6277C	
3000 TDI quattro, BUN CASB, 155 KW	03/06 →	MD-625	MD-8100	MD-659	MS-6277 MS-6277C	
Comments: MD-625: Engine code CASB from chassis no. 4L 8 050766/ Engine code BUN.						
3000 TDI quattro, CASA CCMA CJGA, 176 KW	11/07 → 05/10	MD-625	MD-8100	MD-659	MS-6277 MS-6277C	
Comments: MD-625: Engine code CASA chassis no. to 4L 8_05006765						
	06/10 →	MD-625	MD-8100	SP-1339	MS-6277 MS-6277C	
3000 TDI V6 quattro (4L), CJGC CJMA, 150 KW	05/10 →		MD-8100	SP-1339	MS-6277 MS-6277C	
3000 TDI V6 quattro (4L), CJGD CLZB CRCA, 180 KW	05/11 →		MD-8100	SP-1339	MS-6277 MS-6277C	
3000 TDI V6 quattro, CATA, 165 KW	06/09 → 05/10		MD-8100	MD-659	MS-6277 MS-6277C	
	06/10 →		MD-8100	SP-1339	MS-6277 MS-6277C	
3000 TFSi quattro (4L), CJTC CJWC, 200 KW	05/10 →	MD-595	MD-8100		MS-6277 MS-6277C	
3000 TFSi quattro (4L), CJWB CNAA, 245 KW	05/10 →	MD-595	MD-8100		MS-6277 MS-6277C	

AUDI

Q7 (4L) (06-)

3000 TFSi quattro (4L), CJWE, 206 KW	05/11 →	MD-595	MD-8100		MS-6277 MS-6277C
3600 FSI quattro, BHK, 206 KW	09/06 →	MD-353	MD-8100		MS-6277 MS-6277C
4200 FSi V8 quattro, BAR, 257 KW	03/06 →		MD-8100		MS-6277 MS-6277C
4200 TDI V8 quattro, BTR 240 KW	03/07 → 08/08	MD-625	MD-8100	MD-659	MS-6277 MS-6277C
Comments: MD-8100: Quantity 2.	09/08 → 05/09		MD-8100	MD-659	MS-6277 MS-6277C
Comments: MD-8100: Quantity 2.	06/09 →		MD-8100	MD-659 SP-1339	MS-6277 MS-6277C
4200 TDI V8 quattro, CCFA CCFC, 250 KW	06/09 →		MD-8100	MD-659 SP-1339	MS-6277 MS-6277C
Comments: MD-659: Engine code CCFA, SP-1339: Engine code: CCFC.	10/08 →				MS-6277 MS-6277C
6000 TDI V12 quattro, CCGA, 368 KW	10/08 →				MS-6277 MS-6277C

R8 (42) (07-)

4200 FSI CNDA, 316 KW	07/10 → 10/12			SP-2150	MS-6316
	11/12 →				MS-6316
4200 Quattro, BYH, 309 KW	03/07 → 10/12			SP-2150	MS-6316
	11/12 →				MS-6316
5200 FSi Quattro GT, CMPA, 412 KW	11/10 → 11/12			SP-2150	MS-6316
5200 FSi Quattro, CTPA, 404 KW	10/12 →				MS-6316
5200 Quattro, BUJ, 386 KW	04/09 → 10/12			SP-2150	MS-6316
	11/12 →				MS-6316

TT I (8N) (98-06)

1800 Turbo 20V Sport, BFV, 177 KW	04/05 → 08/06	SP-978	MD-9422	SP-2120	MS-6109 MS-6109C
1800 Turbo 20V, AJQ/APP/ARY/AUQ/ATC/AWP, 132 KW	10/98 → 08/00	SP-978	MD-9422	SP-2120	MS-6109 MS-6109C
Comments: MS-6109/MS-6109C: Chassis no. to 8N_1_014000.	09/00 → 10/05	SP-978	MD-9422	SP-2120	MS-6109C
Comments: MS-6109C: Chassis no. to 8N_1_014001.	10/98 → 08/00	SP-978	MD-9422	SP-2120	MS-6109 MS-6109C
1800 Turbo 20V, AMU/APX/BAM, 165 KW	10/98 → 08/00	SP-978	MD-9422	SP-2120	MS-6109 MS-6109C
Comments: MD-6109/MD-6109C: Chassis no. to 8N_1_014000.	09/00 → 08/06	SP-978	MD-9422	SP-2120	MS-6109C
Comments: MS-6109C: From chassis no. 8N_1_014001.	09/05 → 08/06	SP-978	MD-9422	SP-2120	MS-6109 MS-6109C
1800 Turbo 20V, BVR, 140 KW	09/05 → 08/06	SP-978	MD-9422	SP-2120	MS-6109 MS-6109C
1800 Turbo, AUM, 110 KW	01/01 → 10/05	SP-978	MD-9422	SP-2120	MS-6109 MS-6109C
1800 Turbo, BVP, 120 KW	09/05 → 08/06	SP-978	MD-9422	SP-2120	MS-6109 MS-6109C
3200 VR6, BHE BPF, 184 KW	04/03 → 08/06	MD-437	MD-9422	SP-2120	MS-6109 MS-6109C

TT II (8J) (06-)

1800 TFSI, CDAA, 118 KW	06/08 →	SP-1356	MD-8060	SP-2149	MS-6274 MS-6274C
2000 TDi (8J0), CB BB CFGB, 125 KW	06/08 →	MD-437 MD-679	MD-8060	MD-613	MS-6274 MS-6274C
Comments: MD-437: Engine code CB BB, MD-679: Engine code CFGB.	09/06 →	MD-573 SP-1356	MD-8284 MD-8060	SP-2149	MS-6274 MS-6274C
2000 TFSI (8J0), BWA BPY CCZA, 147 KW	09/06 →	MD-573 SP-1356	MD-8284 MD-8060	SP-2149	MS-6274 MS-6274C
Comments: MD-573: Engine code BWA, BPY filter element, SP-1356: Engine code CCZA, MD-8284: Engine code BWA, BPY, MD-8060: Engine code CCZA.	05/08 →	MD-573	MD-8402	SP-2149	MS-6274 MS-6274C
2000 TFSI (8J0), CDLA CDMA, 195 KW	05/08 →	MD-573	MD-8402	SP-2149	MS-6274 MS-6274C
2000 TFSI (8J0), CDLB, 200 KW	05/08 →	MD-573	MD-8402	SP-2149	MS-6274 MS-6274C

AUDI

TT II (8J) (06-)

2000 TFSI (8J0), CESA CETA, 155 KW	05/10 →	SP-1356	MD-8060	SP-2149	MS-6274 MS-6274C
2500 TFSI RS (8J0), CEPA, 250 KW	06/09 →	MD-573	MD-8402	SP-2149	MS-6274 MS-6274C
2500 TFSI RS (8J0), CEPD, 265 KW	05/11 →	MD-573	MD-8402	SP-2149	MS-6274 MS-6274C
3200 V6 (8J0), BUB, 184 KW	09/06 →	MD-437	MD-8402	SP-2156	MS-6274 MS-6274C

V8 (D11) (88-94)

3600, (PT), 180 KW	04/93 → 02/94	SP-1097	MD-9202	SP-2022	
3600, (PT), 184 KW	10/88 → 02/94	SP-1097	MD-9202	SP-2022	
4200, (ABH), 206 KW	10/91 → 02/94	SP-1097	MD-9202	SP-2022	

BMW

1 Series (E81/E82/E87/E88) 04-

116d, N47D20A, 85 KW	02/09 → 07/12		MD-8452	SP-1267	MS-6305 MS-6305C
	08/12 →		MD-8452		MS-6305 MS-6305C
116i, N43B16A, 90 KW	09/07 → 02/09	MD-455	MD-5256		MS-6305 MS-6305C
116i, N43B20A, 90 KW	02/09 →	MD-455	MD-5252		MS-6305 MS-6305C
116i, N45B16 N45NB16, 85 KW	09/04 → 02/07	MD-455	MD-5256		MS-6305 MS-6305C
Comments: MD-5256: Engine code N45B16.					
	03/07 → 08/07	MD-455	MD-5252		MS-6305 MS-6305C
Comments: MD-5252: Engine code N45NB16.					
118d, N47D20 M47D20, 90 KW	09/04 → 02/07	MD-459	MD-9504	SP-1267	MS-6305 MS-6305C
118d, N47D20A, 100 KW	09/09 → 07/12		MD-8452	SP-1267	MS-6305 MS-6305C
	08/12 →		MD-8452		MS-6305 MS-6305C
118d, N47D20A, 105 KW	03/07 → 07/12		MD-8452	SP-1267	MS-6305 MS-6305C
	08/12 →		MD-8452		MS-6305 MS-6305C
118i, N43B20A, 105 KW	03/07 →	MD-455	MD-5252		MS-6305 MS-6305C
118i, N46B20, 95 KW	12/04 → 02/07	MD-455	MD-5252		MS-6305 MS-6305C
120d, M47D20, 120 KW	09/04 → 02/07	MD-459	MD-9504	SP-1267	MS-6305 MS-6305C
120d, N47D20A, 130 KW	03/07 → 07/12		MD-8452	SP-1267	MS-6305 MS-6305C
	08/12 →		MD-8452		MS-6305 MS-6305C
120i, 115 KW	03/07 →	MD-455	MD-5252		MS-6305 MS-6305C
120i, N46B20 N46B20A, 110 KW	09/04 → 02/07	MD-455	MD-5252		MS-6305 MS-6305C
120i, N46NB20 N43B20A, 125 KW	03/07 →	MD-455	MD-5252		MS-6305 MS-6305C
123d, N47D20B, 150 KW	09/07 → 07/12		MD-8452	SP-1267	MS-6305 MS-6305C
	08/12 →		MD-8452		MS-6305 MS-6305C

BMW

1 Series (E81/E82/E87/E88) 04-

125i, N52B30A, 160 KW	03/08 →	MD-559	MD-5282		MS-6305 MS-6305C
128i, N52B30A, 169 KW	03/08 →	MD-559	MD-5282		MS-6305 MS-6305C
130i, N52B30, 195 KW	09/05 →	MD-559	MD-5282		MS-6305 MS-6305C
130i, N52B30A, 190 KW	09/09 →	MD-559	MD-5282		MS-6305 MS-6305C
135i, N54B30A N55B30A, 225 KW	09/07 → 02/10	MD-559	MD-8382		MS-6305 MS-6305C
	03/10 →	MD-559			MS-6305 MS-6305C
M Coupe, N54B30A, 250 KW	04/11 →	MD-559	MD-8382		MS-6305 MS-6305C

1 Series (F20/F21) (11-)

114d, N47D16A, 70 KW	10/12 →				
114i, N13B16, 75 KW	06/12 →				
116d, N47D20C, 85 KW	09/11 →				
116i, N13B16, 100 KW	09/11 →				
118d, N47D20C, 105 KW	09/11 →				
118i, N13B16, 125 KW	09/11 →				
120d, N47D20C, 120 KW	09/11 →				
120d, N47D20C, 135 KW	09/11 →				
125d, N47D20D, 155 KW	03/12 →				
125d, N47D20D, 160 KW	03/12 →				
125i, N20B20A, 160 KW	03/12 →				
M135i, N55B30A, 235 KW	06/12 →	MD-559	MD-5338		

1502

	02/75 → 07/77	SP-820	MD-030	FF-010	
--	---------------	--------	--------	--------	--

1600ti

	01/67 → 03/72	MD-027A		FF-010	
--	---------------	---------	--	--------	--

1602

	01/67 → 03/72	MD-027A	MD-030	FF-010	
	04/71 → 08/75	SP-820	MD-030	FF-010	

1802

	04/71 → 08/75	SP-820	MD-030	FF-010	
--	---------------	--------	--------	--------	--

2002

	01/67 → 03/72	MD-027A	MD-030	FF-010	
	04/71 → 08/75	SP-820	MD-030	FF-010	

2002t

	09/72 → 08/75	SP-820		SP-2002	
--	---------------	--------	--	---------	--

2002ti

	01/67 → 03/72	MD-027A		FF-010	
	04/71 → 08/75	SP-820		FF-010	

2002tii

	01/67 → 03/72	MD-027A		FF-010	
	04/71 → 08/75	SP-820		SP-2002	

2500

	01/69 → 12/77	MD-001B	MD-030	FF-009	
--	---------------	---------	--------	--------	--

2800

	01/69 → 12/75	MD-001B	MD-030	FF-009	
--	---------------	---------	--------	--------	--

3 Series (E21) (75-84)

1500	08/77 → 11/81	SP-820	MD-212	FF-010	
1600	08/75 → 11/81	SP-820	MD-212	FF-010	
1800	08/75 → 11/81	SP-820	MD-212	FF-010	
	11/81 → 09/84	SP-820	MD-212	FF-010	
2000i 4 Cyl.	09/77 → 11/81	SP-820	MD-9562	SP-2006	

BMW

3 Series (E21) (75-84)

2300i	09/77 → 08/79	SP-930	MD-9014	SP-2006		
	09/79 → 11/81	SP-930	MD-9014	SP-2003		

3 Series (E30) (81-94)


1600	11/81 → 12/89	SP-820	MD-212	FF-010		
1600i	10/86 → 09/88	SP-820	MD-9562	SP-2003		
	10/88 → 07/90	MD-265	MD-9086	SP-2003		
	08/89 → 12/89	MD-265	MD-9086	SP-2023		
1800i	10/86 → 07/90	MD-265	MD-9086	SP-2003		
	08/89 → 12/89	MD-265	MD-9086	SP-2023		
1800i mit Klimaanlage	11/81 → 09/86	SP-930	MD-9562	SP-2003		
1800i ohne Klimaanlage	11/81 → 09/86	SP-820	MD-9562	SP-2003		
1800iS 16V	09/89 → 12/89	MD-265	MD-9086	SP-2023		
2000i 6 Cylinder	12/81 → 08/85	SP-930	MD-9562	SP-2003		
	09/85 → 12/89	SP-930	MD-9086	SP-2023		
2300 M-Power	07/86 → 01/91	SP-820	MD-9562	SP-2003		
2300i	12/81 → 07/84	SP-930	MD-9562	SP-2003		
2400Diesel	09/85 → 10/88	MD-263	MD-9066	SP-966		
	11/88 → 12/89	MD-263	MD-9066	SP-1022		
2400TDiesel	09/85 → 12/88	MD-263	MD-9066			
	11/88 → 12/89	MD-263	MD-9066	SP-1022		
2500 M-Power	01/90 → 01/91	SP-820	MD-9562	SP-2023		
2500e	12/84 → 08/85	SP-930	MD-9562	SP-2003		
	09/85 → 12/89	SP-930	MD-9086	SP-2003		
2500i	12/85 → 12/89	SP-930	MD-9086	SP-2003		








3 Series (E36) (90-00)

325TD	09/90 → 12/93	MD-279	MD-9218	SP-1033	MS-6011	
316i	01/91 → 08/93	MD-265	MD-9086	SP-2023	MS-6011	
	09/93 → 08/94	MD-265	MD-9086	SP-2099	MS-6011	
	09/94 → 03/98	MD-343	MD-9086	SP-2099	MS-6011	
318i	01/91 → 08/93	MD-265	MD-9086	SP-2023	MS-6011	
	09/93 → 08/94	MD-265	MD-9086	SP-2099	MS-6011	
	09/94 → 12/00	MD-343	MD-9086	SP-2099	MS-6011	
318iS 16V	12/90 → 11/93	MD-265	MD-9086	SP-2023	MS-6011	
	12/93 → 08/93	MD-265	MD-9300	SP-2023	MS-6011	
	08/93 → 08/94	MD-265	MD-9300	SP-2099	MS-6011	
	09/94 → 03/98	MD-343	MD-9300	SP-2023	MS-6011	
318TDS	01/95 → 12/00		MD-9298	SP-1027	MS-6011	
3200 M-Power	09/94 → 12/00	MD-271	MD-9204	SP-2099	MS-6011	
320i	01/91 → 08/93	MD-271	MD-9204	SP-2023	MS-6011	
	09/93 → 08/94	MD-271	MD-9204	SP-2099	MS-6011	
	09/94 → 03/98	MD-081	MD-9204	SP-2099	MS-6011	
323i	05/94 → 12/00	MD-081	MD-9204	SP-2099	MS-6011	
325i	01/91 → 12/93	MD-271	MD-9204	SP-2023	MS-6011	
325TDiesel	01/95 → 03/98	MD-279	MD-9218	SP-1027	MS-6011	
	09/90 → 03/98	MD-345			MS-6011	
	05/92 → 12/00	MD-279	MD-9218	SP-1027	MS-6011	
	05/92 → 03/98	MD-345			MS-6011	
328i	09/94 → 03/98	MD-081	MD-9204	SP-2099	MS-6011	
	01/95 → 08/94	MD-271	MD-9204	SP-2099	MS-6011	
M3-Power 3000i	12/92 → 08/93	MD-271	MD-9204	SP-2023	MS-6011	
M3-Power 3000i	09/93 → 10/94	MD-271	MD-9204	SP-2099	MS-6011	

3 Series (E36) Compact (90-00)

316i	03/94 → 08/94	MD-265	MD-9086	SP-2023	MS-6351 MS-6385	
	09/94 → 03/98	MD-343	MD-9086	SP-2023	MS-6385 MS-6351	

		 OIL	 AIR	 FUEL	 CABIN	 OTHER
BMW						
3 Series (E36) Compact (90-00)						
318i 16V	10/93 → 08/94	MD-265	MD-9300	SP-2023	MS-6351 MS-6385	
	09/94 → 03/98	MD-343	MD-9300	SP-2023	MS-6351 MS-6385	
318TDS	01/95 → 12/00		MD-9298	SP-1027	MS-6351 MS-6385	
3 Series (E46, E46/5) (98-07)						
316i/Ci, M43 B19, 77 KW	02/99 → 01/02	MD-343	MD-9204	SP-2099	MS-6179 MS-6179C	
316i/Ci, N 42/45/46 B19, 85 KW	02/02 → 09/05	MD-455	MD-5242	SP-2142	MS-6179 MS-6179C	
316ti Compact, N 42/45/46 B18, 85 KW	04/01 → 07/04	MD-455	MD-5242	SP-2099	MS-6179 MS-6179C	
318 d/td, M47 D/N20, 85 KW	09/01 → 03/03	MD-337B	MD-9504	MD-517	MS-6179 MS-6179C	
	04/03 → 09/05	MD-459	MD-9504	SP-2136	MS-6179 MS-6179C	
318i/Ci, M 43 B19, 87 KW	05/98 → 09/01	MD-343	MD-9204	SP-2099	MS-6179 MS-6179C	
318i/Ci, N 42/46 B20, 105 KW	09/01 → 08/05	MD-455	MD-5242	SP-2142	MS-6179 MS-6179C	
318i/Ci, N 42/46 B20, 110 KW	09/05 → 08/07	MD-455	MD-5242	SP-2142	MS-6179 MS-6179C	
318ti Compact 16V, 105 KW	08/01 → 07/04	MD-455	MD-5242	SP-2099	MS-6179 MS-6179C	
320 d (Turbodiesel), M47 D20, 100 KW	05/98 → 09/01	MD-337B	MD-9504	MD-517	MS-6179 MS-6179C	
320 d/Cd (Turbodiesel) ,M47 D20, 110 KW	09/01 → 08/05	MD-459	MD-9504	SP-2136	MS-6179 MS-6179C	
320 td compact 110 KW	08/01 → 07/04	MD-459	MD-9504	SP-2136	MS-6179 MS-6179C	
320i/Ci, M 52 B20, 110 KW	05/98 → 09/00	MD-081	MD-9204	SP-2099	MS-6179 MS-6179C	
320i/Ci, M54 B22, 125 KW	08/00 → 05/01	MD-081	MD-9204	SP-2099	MS-6179 MS-6179C	
	06/01 → 08/05	MD-081	MD-9204	SP-2142	MS-6179 MS-6179C	
323i/Ci, M52 B25 ,125 KW	05/98 → 09/00	MD-081	MD-9204	SP-2099	MS-6179 MS-6179C	
325 ti compact, M52 B 25 ,141 KW	04/01 → 07/04	MD-081	MD-9204	SP-2142	MS-6179 MS-6179C	
325i /Ci/Xi, M 52/ 54 B25, 141 KW	08/00 → 05/01	MD-081	MD-9204	SP-2099	MS-6179 MS-6179C	
	06/01 → 08/07	MD-081	MD-9204	SP-2142	MS-6179 MS-6179C	
328i/Ci, M 52 B28, 142 KW	05/98 → 09/00	MD-081	MD-9204	SP-2099	MS-6179 MS-6179C	
330 XD (TurboDiesel),M57 D30,150 KW	02/03 → 09/05	MD-519	MD-9516	SP-1267	MS-6179 MS-6179C	
330D (TDiesel),M57 D30, 150 KW	02/03 → 08/07	MD-519	MD-9516	SP-2136	MS-6179 MS-6179C	
330D (TDiesel),M57D30, 135 KW	01/99 → 03/03	MD-439	MD-9516	SP-1254	MS-6179 MS-6179C	
330i/Ci/Xi, M 54 B30, 170 KW	06/00 → 08/05	MD-081	MD-9204	SP-2142	MS-6179 MS-6179C	
M3 3.2,S50 B32, 252 KW	08/00 → 03/05	MD-271	MD-9204	SP-2140	MS-6179 MS-6179C	
M3 CSL 3.2,S50 B32, 265 KW	03/03 → 03/05	MD-271	MD-9204	SP-2140	MS-6179 MS-6179C	

		 OIL	 AIR	 FUEL	 CABIN	 OTHER
BMW						
3 Series (E90/E91/E92/E93) 05-						
316d, N47D20A/C, 85 KW	09/09 → 12/09		MD-8452	SP-1267	MS-6305 MS-6305C	
	01/10 → 02/10		MD-8452		MS-6305 MS-6305C	
	03/10 →		MD-8452		MS-6305 MS-6305C	
316i, N43NB16A, 90 KW	09/07 →	MD-455	MD-5256		MS-6305 MS-6305C	
316i, N45B16/B16A N45NB16A, 85 KW	02/06 → 08/07	MD-455	MD-5256		MS-6305 MS-6305C	
Comments: MD-5256: Engine code N45B16/B16A.						
	09/07 →	MD-455	MD-5252		MS-6305 MS-6305C	
Comments: MD-5252: Engine code N45NB16A.						
316i, N45NB16A, 95 KW	03/07 →	MD-455	MD-5252		MS-6305 MS-6305C	
318d, M47D20, 90 KW	09/05 → 08/07	MD-459	MD-9504	SP-1267	MS-6305 MS-6305C	
318d, N47D20A/C, 105 KW	09/07 → 12/09		MD-8452	SP-1267	MS-6305 MS-6305C	
	01/10 → 02/10		MD-8452		MS-6305 MS-6305C	
	03/10 →		MD-8452		MS-6305 MS-6305C	
318i, N43 B20A N46B20A/B, 105 KW	09/07 →	MD-455	MD-5252		MS-6305 MS-6305C	
318i, N46 B20, 95 KW	09/05 → 08/07	MD-455	MD-5252		MS-6305 MS-6305C	
320d Efficient Dynamics, N47D20C, 120 KW	03/10 →		MD-8452		MS-6305 MS-6305C	
320d, M47D20 N47D20A, 120 KW	03/05 → 08/07	MD-459	MD-9504	SP-1267	MS-6305 MS-6305C	
Comments: MD-459: Engine code M47D20, MD-9504: Engine code M47D20.						
320d, M47D20A N47D20A, 120 KW	09/07 → 01/10		MD-8452	SP-1267	MS-6305 MS-6305C	
Comments: MD-8452: Engine code N40D20A.						
	02/10 →		MD-8452	SP-1267	MS-6305 MS-6305C	
Comments: MD-8452: Engine code N40D20A.						
320d, N47D20A, 130 KW	03/07 → 01/10		MD-8452	SP-1267	MS-6305 MS-6305C	
	02/10 → 03/10		MD-8452		MS-6305 MS-6305C	
320d, N47D20C, 135 KW	03/10 →		MD-8452		MS-6305 MS-6305C	
320i, 110 KW	11/06 → 06/07	MD-455	MD-5252		MS-6305 MS-6305C	
320i, N46B20, 110 KW	03/05 → 08/06	MD-455	MD-5252		MS-6305 MS-6305C	
320i, N46B20A/B, 125 KW	09/06 →	MD-455	MD-5252		MS-6305 MS-6305C	
320si, N46 B20A, 127 KW	12/05 → 08/06	MD-455	MD-5252		MS-6305 MS-6305C	
323i, N52B25, 127 KW	09/06 →	MD-559	MD-5282		MS-6305 MS-6305C	
325d, M57D25, 145 KW	09/06 → 01/10	MD-519	MD-9516	SP-1267	MS-6305 MS-6305C	
	02/10 → 03/10	MD-519	MD-9516		MS-6305 MS-6305C	
325d, N57D30A, 150 KW	03/10 →	MD-677	MD-8452		MS-6305 MS-6305C	

BMW

3 Series (E90/E91/E92/E93) 05-

325i, N52B25 N53B30 N53B30A, 160 KW	03/05 →	MD-559	MD-5282		MS-6305 MS-6305C
325xi, N52B25 N53B30 N53B30A, 160 KW	03/05 →	MD-559	MD-5282		MS-6305 MS-6305C
328i, N52B30, 169 KW	09/06 →	MD-559			MS-6305 MS-6305C
330d, M57D30, 170 KW	09/05 → 09/08	MD-519	MD-9516	SP-1267	MS-6305 MS-6305C
330d, N57D30, 180 KW	09/08 →	MD-677	MD-8452	SP-1267	MS-6305 MS-6305C
330i, N52B30, 190 KW	03/05 → 08/06	MD-559	MD-5282		MS-6305 MS-6305C
330i, N53 B30A, 200 KW	09/07 →	MD-559	MD-5282		MS-6305 MS-6305C
330xi, N53B30A, 190 KW	03/05 →	MD-559	MD-5282		MS-6305 MS-6305C
330xi, N53B30A, 200 KW	09/07 →	MD-559	MD-5282		MS-6305 MS-6305C
335d, N54B30A, 210 KW	09/06 → 01/10	MD-519	MD-8452	SP-1267	MS-6305 MS-6305C
	02/10 →	MD-519	MD-8452		MS-6305 MS-6305C
335i, N54B30A, 225 KW	09/06 →	MD-559	MD-8382		MS-6305 MS-6305C
335is, N54B30A, 235 KW	05/10 →	MD-559	MD-8382		MS-6305 MS-6305C
M3 4.0 V8, S65B40A, 309 KW	06/07 →		MD-5338		

3 Series (F30/F31) (12-)

316d, N47D20C, 85KW	03/12 → 07/12				
	08/12 →				
316i, N13B16, 100 KW	07/12 →				
318d, N47D20C, 105 KW	03/12 → 07/12				
	08/12 →				
320d ED, N47D20C, 120 KW	02/12 → 07/12				
	08/12 →				
320d, dX, N47D20C, 135 KW	02/12 → 07/12				
	08/12 →				
320i ED, N13B16A, 125 KW	11/12 →				
320i, N20B20A, 135 KW	02/12 →				
328i, N20B20A N26B20A, 180 KW	02/12 →				
330d, N57D30A, 190 KW	07/12 →				
335i, N55B30A, 225 KW	02/12 →	MD-559			
Active Hybrid 3, N55B30A, 250 KW	11/12 →	MD-559			

5 GT (F07 GT) (09-)

530d, N57 D30A, 155 KW	09/09 → 07/12	MD-677		SP-1267	MS-6404C MS-6404
	08/12 →	MD-677			MS-6404C MS-6404
530d, N57D30A, 180 KW	10/09 → 07/12	MD-677		SP-1267	MS-6404C MS-6404
	08/12 →	MD-677			MS-6404C MS-6404
530d, N57D30A, 190 KW	06/12 → 07/12			SP-1267	MS-6404C MS-6404
	08/12 →				MS-6404C MS-6404

BMW						
5 GT (F07 GT) (09-)						
535d, N57D30B, 220 KW	03/10 → 07/12	MD-677		SP-1267	MS-6404C MS-6404	
	08/12 →	MD-677			MS-6404C MS-6404	
535d, N57D30B, 230 KW	06/12 → 07/12			SP-1267	MS-6404C MS-6404	
	08/12 →				MS-6404C MS-6404	
535i, N55B30A, 225 KW	10/09 →	MD-559	MD-8568		MS-6404C MS-6404	
550i, N63B44A, 300 KW	10/09 →				MS-6404C MS-6404	
550i, N63B44B, 330 KW	05/12 →				MS-6404C MS-6404	
5 Series (E12) (72-81)						
1800	01/72 → 08/75	SP-820	MD-030	FF-010		
	09/76 → 06/80	SP-820	MD-212	FF-010		
1800i	09/75 → 08/79	SP-820	MD-9562	SP-2006		
2000 4 Cyl.	01/72 → 08/77	SP-820	MD-9000	FF-009		
2000 6 Cyl.	09/77 → 06/80	SP-930	MD-9452	FF-009		
2000i 4 Cyl. ch.no. -4453076	09/75 → 06/80	SP-820	MD-9000	SP-2001		
2000i 4 Cyl. ch.no. 4453077-	09/77 → 06/80	SP-820	MD-9014	SP-2003		
2500	08/72 → 08/76	MD-001B	MD-030	FF-010		
	08/76 → 05/77	MD-001B	MD-9452	FF-010		
	05/77 → 06/80	MD-227	MD-9452	FF-010		
2800	02/75 → 08/76	MD-001B	MD-030	FF-010		
	08/76 → 05/77	MD-001B	MD-9452	FF-010		
	05/77 → 08/81	MD-227	MD-9452	FF-010		
2800i	09/77 → 08/77	MD-227	MD-9562	SP-2001		
	09/77 → 08/81	MD-227	MD-9562	SP-2003		
3000i	09/77 → 09/81	MD-001B	MD-9014	SP-2003		
3300i	09/77 → 09/81	MD-227	MD-9562	SP-2003		
5 Series (E28) (81-90)						
1800i	09/79 → 12/86	SP-820	MD-9562	SP-2003		
2000i 6 Cyl.	09/85 → 12/86	SP-930	MD-9086	SP-2003		
	07/80 → 08/85	SP-930	MD-9562	SP-2003		
2400Diesel	04/86 → 02/88	MD-263	MD-9066			
2400TDiesel	10/84 → 02/88	MD-263	MD-9066			
2500 eta	04/82 → 08/85	SP-930	MD-9562	SP-2003		
	09/85 → 12/86	SP-930	MD-9086	SP-2003		
2500i	09/77 → 12/86	MD-227	MD-9562	SP-2003		
2800e	09/85 → 12/86	SP-930	MD-9086	SP-2003		
2800e eta	04/82 → 08/85	SP-930	MD-9562	FF-010		
2800i	09/77 → 08/77	MD-227	MD-9562	SP-2001		
	09/77 → 12/86	MD-227	MD-9562	SP-2003		
3000i	09/81 → 12/86	MD-001B	MD-9014	SP-2003		
3300i	09/81 → 12/86	MD-227	MD-9562	SP-2003		
3500 210KW M-Power	01/85 → 12/86	MD-227		SP-2003		
3500i M-Power	→ 12/86	MD-227	MD-9562	SP-2003		
5 Series (E34) (88-96)						
1800i 85KW	09/89 → 08/94	MD-265	MD-9086	SP-2003		
	09/94 → 12/94	MD-343	MD-9086	SP-2003	MS-6124	
2000i 12V 95KW	01/88 → 04/90	SP-930	MD-9086	SP-2023		
2000i 24V 110KW	09/89 → 02/96	MD-271	MD-9206	SP-2023		
2400TDiesel	01/88 → 11/88	MD-269	MD-9118			
	11/88 → 08/90	MD-269	MD-9118	SP-1022		

BMW						
5 Series (E34) (88-96)						
2500 TDiesel LHD	04/92 → 12/93	MD-279	MD-9218	SP-1033	MS-6124	
Comments: Left Hand Drive						
	01/95 → 12/94	MD-279	MD-9218	SP-1027	MS-6124	
Comments: Left Hand Drive						
	01/96 → 10/96	MD-345	MD-9218	SP-1027		
Comments: Left Hand Drive						
	01/95 → 12/94	MD-279	MD-9218	SP-1027	MS-6124	
Comments: Left Hand Drive						
2500 TDiesel RHD	04/92 → 12/93	MD-279	MD-9118	SP-1033	MS-6124	
Comments: Right Hand Drive						
	01/95 → 12/94	MD-279	MD-9118	SP-1027	MS-6124	
Comments: Right Hand Drive						
2500i 125KW	01/88 → 09/94	SP-930	MD-9086	SP-2003		
2500i 141KW 24V	05/90 → 09/94	MD-271	MD-9206	SP-2023	MS-6124	
2500TDiesel LHD	09/90 → 12/93	MD-279	MD-9218	SP-1033	MS-6124	
Comments: Left Hand Drive						
	01/96 → 01/97	MD-345	MD-9218	SP-1027		
Comments: Left Hand Drive						
2500TDiesel RHD	01/95 → 12/94	MD-279	MD-9118	SP-1027	MS-6124	
Comments: Right Hand Drive						
	01/96 → 01/97	MD-345	MD-9118	SP-1027		
Comments: Right Hand Drive						
	09/90 → 12/93	MD-279	MD-9118	SP-1033	MS-6124	
Comments: Right Hand Drive						
	01/96 → 01/97	MD-345	MD-9118	SP-1027		
Comments: Right Hand Drive						
3000i 6 Cylinder 138KW	01/88 → 11/90	MD-227	MD-9100	SP-2003		
3000i V8 160KW	09/92 → 02/94	MD-347	MD-9252	SP-2003	MS-6124	
	03/94 → 09/94	MD-347	MD-9252	SP-2099	MS-6124	
3500 232KW M-Power	01/88 → 03/92	MD-227	MD-9206	SP-2003		
3500i 6 Cylinder 155KW	01/88 → 11/92	MD-227	MD-9100	SP-2003		
3800 250KW M-Power	03/92 → 12/94	MD-227	MD-9206	SP-2003	MS-6124	
4000i V8 210KW	09/92 → 08/93	MD-347	MD-9252	SP-2023	MS-6124	TR-055
	09/93 → 09/94	MD-347	MD-9252	SP-2099	MS-6124	TR-055
5 Series (E39) (95-04)						
520d Eng:M47D20,110KW	06/02 → 07/04	MD-459	MD-9504	SP-1254	MS-6141 MS-6141C	
520i 110KW	01/96 → 09/00	MD-081	MD-9204	SP-2099	MS-6141 MS-6141C	
520i 120KW	01/96 → 09/00	MD-081	MD-9204	SP-2154	MS-6141 MS-6141C	
523i 125KW	11/94 → 09/00	MD-081	MD-9204	SP-2099	MS-6141 MS-6141C	
525D,Eng:M57D25,120KW	02/00 → 07/04	MD-439	MD-9516	SP-1254	MS-6141 MS-6141C	
525i 141KW 24V	08/00 → 07/04	MD-081	MD-9204	SP-2154	MS-6141 MS-6141C	
525TDiesel 85KW	02/97 → 04/00	MD-345	MD-9218	SP-1027	MS-6141 MS-6141C	
525TDS 105KW	01/96 → 04/00	MD-345	MD-9218	SP-1027	MS-6141 MS-6141C	
528i 142KW 24V	10/94 → 09/00	MD-081	MD-9204	SP-2099	MS-6141 MS-6141C	
530D,Eng:M57D30,135KW	09/98 → 08/00	MD-439	MD-9516	SP-1027	MS-6141 MS-6141C	
530D,Eng:M57D30,142KW	09/00 → 07/04	MD-439	MD-9516	SP-1254	MS-6141 MS-6141C	
530i 170KW	08/00 → 07/04	MD-081	MD-9204	SP-2154	MS-6141 MS-6141C	
530TDiesel 135KW	09/97 → 07/00	MD-439	MD-9516		MS-6141 MS-6141C	

BMW

5 Series (E39) (95-04)

535i 173KW	02/96 → 07/98	MD-347	MD-9252	SP-2099	MS-6141 MS-6141C	
	08/98 →	MD-347	MD-9252	SP-2154	MS-6141 MS-6141C	
535i, M62B35, 173 KW	08/97 → 05/98	MD-347	MD-9252	SP-2154	MS-6141 MS-6141C	
535i, M62B35, 180 KW	04/98 → 07/04	MD-347	MD-9252	SP-2154	MS-6141 MS-6141C	
535i, M62B35,173 KW	09/98 → 07/04	MD-347	MD-9252	SP-2154	MS-6141 MS-6141C	
540i 210KW	10/94 → 08/97	MD-347	MD-9252	SP-2099	MS-6141 MS-6141C	
540i, M62B44, 210 KW	09/98 → 07/04	MD-347	MD-9252	SP-2154	MS-6141 MS-6141C	TR-055
M5, 4.9 V8 294kW	10/97 → 07/04	MD-347	MD-9252	SP-2099	MS-6141 MS-6141C	

5 Series (E60/E61) (03-10)

520d, M47D/N 20, 120 KW	09/05 → 08/07	MD-459	MD-9504	SP-1267	MS-6299 MS-6299C	
Comments: MS-6299/MS-6299C: Quantity 2.						
	09/07 →	MD-459	MD-9504 MD-8384	SP-1267	MS-6299 MS-6299C	
Comments: MS-6299/MS-6299C: Quantity 2.						
520d, N47D20A, 130 KW	09/07 → 12/10		MD-8384	SP-1267	MS-6299 MS-6299C	
Comments: MS-6299/MS-6299C: Quantity 2.						
520i, M52/54B25, 125 KW	07/03 → 04/05	MD-081	MD-8224		MS-6299 MS-6299C	
Comments: MS-6299/MS-6299C: Quantity 2.						
520i, N43/46 B20, 125 KW	09/07 → 12/10	MD-081	MD-8514		MS-6299 MS-6299C	
Comments: MS-6299/MS-6299C: Quantity 2.						
523i, N52B25 , 130 KW	04/05 → 02/07	MD-559	MD-8224		MS-6299 MS-6299C	
Comments: MS-6299/MS-6299C: Quantity 2.						
523i, N52B25 , 140 KW	03/07 → 12/10	MD-559	MD-8224		MS-6299 MS-6299C	
Comments: MS-6299/MS-6299C: Quantity 2.						
525d, M57D25, 130 KW	03/04 → 02/07	MD-519	MD-9516	SP-1267	MS-6299 MS-6299C	
Comments: MS-6299/MS-6299C: Quantity 2.						
525d, M57D25, 145 KW	03/07 → 12/10	MD-519	MD-9516	SP-1267	MS-6299 MS-6299C	
Comments: MS-6299/MS-6299C: Quantity 2.						
525i, M52/54B25, 141 KW	09/03 → 04/05	MD-081	MD-8224		MS-6299 MS-6299C	
Comments: MS-6299/MS-6299C: Quantity 2.						
525i, N52B25, 160 KW	04/05 → 12/10	MD-559	MD-8224		MS-6299 MS-6299C	
Comments: MS-6299/MS-6299C: Quantity 2.						
530d, M57D30, 160 KW	07/03 → 10/05	MD-519	MD-9516	SP-1267	MS-6299 MS-6299C	
Comments: MS-6299/MS-6299C: Quantity 2.						
530d, M57D30, 173 KW	03/07 → 12/10	MD-519	MD-9516	SP-1267	MS-6299 MS-6299C	
Comments: MS-6299/MS-6299C: Quantity 2.						
530d, M57D30 170 KW	09/05 → 02/07	MD-519	MD-9516	SP-1267	MS-6299 MS-6299C	
Comments: MS-6299/MS-6299C: Quantity 2.						
530i, Eng: N52B30, 190 KW	04/05 → 02/07	MD-559	MD-8224	SP-1267	MS-6299 MS-6299C	
Comments: MS-6299/MS-6299C: Quantity 2.						

BMW

5 Series (E60/E61) (03-10)

530i, M53B30, 200 KW	03/07 → 12/10	MD-559	MD-8224	SP-1267	MS-6299 MS-6299C
Comments: MS-6299/MS-6299C: Quantity 2.					
530i, M54B30, 170 KW	07/03 → 04/05	MD-081	MD-8224		MS-6299 MS-6299C
Comments: MS-6299/MS-6299C: Quantity 2.					
535d, M57D30, 200 KW	09/04 → 02/07	MD-519	MD-8384	SP-1267	MS-6299 MS-6299C
Comments: MS-6299/MS-6299C: Quantity 2.					
535d, M57D30, 200KW	03/07 → 12/10	MD-519	MD-8384	SP-1267	MS-6299 MS-6299C
Comments: MS-6299/MS-6299C: Quantity 2.					
535i, N54B30A, 224KW	09/07 → 12/10	MD-559	MD-8568		MS-6299 MS-6299C
Comments: MS-6299/MS-6299C: Quantity 2.					
540i, N62 B40, 225 KW	09/05 → 12/10		MD-8514		MS-6299 MS-6299C
Comments: MS-6299/MS-6299C: Quantity 2.					
545i, Eng: N62 B44, 245 KW	09/03 → 10/05	MD-505	MD-8514		MS-6299 MS-6299C
Comments: MS-6299/MS-6299C: Quantity 2.					
550i, N62 B48, 270 KW	09/05 → 12/10		MD-8514		MS-6299 MS-6299C
Comments: MS-6299/MS-6299C: Quantity 2.					
M5, S85 B 50, 373 KW	09/04 → 08/10				MS-6299 MS-6299C
Comments: MS-6299/MS-6299C: Quantity 2.					

5 Series (F10/F11/F18) (10-)

5 ActiveHybrid, N55 B30A, 250 KW	10/11 →	MD-559	MD-8568		MS-6404C MS-6404
520d, N47D20C, 135 KW	05/10 → 07/12			SP-1267	MS-6404C MS-6404
	08/12 →				MS-6404C MS-6404
520i, N20 B20A, 120 KW	09/11 → 12/11		MD-8570		MS-6404C MS-6404
	01/12 →		MD-8570		MS-6404C MS-6404
520i, N20 B20A, 135 KW	09/11 → 12/11		MD-8570		MS-6404C MS-6404
	01/12 →		MD-8570		MS-6404C MS-6404
523i, N52B30A N53B30A, 150 KW	03/10 →	MD-559			MS-6404C MS-6404
523Li, N52B25A, 115 KW	06/10 →	MD-559			MS-6404C MS-6404
525d, N47D20D, 160 KW	09/11 → 07/12			SP-1267	MS-6404C MS-6404
	08/12 →				MS-6404C MS-6404
525d, N57D30A, 150 KW	03/10 → 09/11	MD-677		SP-1267	MS-6404C MS-6404
525Li, N52B25A, 160 KW	06/10 →	MD-559			MS-6404C MS-6404
528i 2.0, N20 B20A, 180 KW	09/11 → 12/11		MD-8570		MS-6404C MS-6404
	01/12 →	MD-559	MD-8570		MS-6404C MS-6404
Comments: MD-559: For aluminium oil filter unit.					
528i 3.0, N52B30A N53B30A, 190 KW	03/10 → 08/11	MD-559			MS-6404C MS-6404

BMW

5 Series (F10/F11/F18) (10-)

530d, N57D30A, 180 KW	03/10 → 08/11	MD-677		SP-1267	MS-6404C MS-6404	
530d, N57D30A, 190 KW	09/11 → 07/12			SP-1267	MS-6404C MS-6404	
	08/12 →				MS-6404C MS-6404	
530i, N53 B30A, 200 KW	09/11 →	MD-559			MS-6404C MS-6404	
530Li, N52B30A, 190 KW	06/10 →	MD-559			MS-6404C MS-6404	
535d, N57D30B, 220 KW	09/10 → 08/11	MD-677		SP-1267	MS-6404C MS-6404	
535d, N57D30B, 230 KW	09/11 → 07/12			SP-1267	MS-6404C MS-6404	
	08/12 →				MS-6404C MS-6404	
535i, N55B30A, 225 KW	03/10 →	MD-559	MD-8568		MS-6404C MS-6404	
550d M, N57 D30C, 280 KW	03/12 → 07/12			SP-1267	MS-6404C MS-6404	
	08/12 →				MS-6404C MS-6404	
550i, N63B44A, 300 KW	03/10 →				MS-6404C MS-6404	
M5, S63 B44B, 412 KW	09/11 →				MS-6404C MS-6404	

6 Gran Coupe (F06 GC) (12-)

640d, N57 D30B, 230 KW	05/12 → 07/12			SP-1267	MS-6404C MS-6404	
	08/12 →				MS-6404C MS-6404	
640i, N55 B30A, 235 KW	05/12 →	MD-559	MD-8568		MS-6404C MS-6404	
650i, N63 B44A, 330 KW	05/12 →				MS-6404C MS-6404	

6 Series (E24) (76-90)

2800 CSi, M30 B28, 135 KW	09/79 → 02/88	MD-001B MD-227	MD-9562	SP-2003		
Comments: MD-001B: With oil cooler, MD-227: Without oil cooler.						
3000 CS, M30 B30, 135 KW	04/76 → 05/77	MD-001B	MD-9452	FF-009		
	06/77 → 08/79	MD-227	MD-9452	FF-009		
3000 CS, M30 B30, 136 KW	04/76 → 05/77	MD-001B	MD-9452	FF-009		
	06/77 → 08/79	MD-227	MD-9452	FF-009		
3300 CSi, M30 B32, 145 KW	09/78 → 08/79	MD-227	MD-9562			
	09/79 → 08/84	MD-227	MD-9562	SP-2003		
3300 CSi, M30 B32, 147 KW	04/76 → 05/77	MD-001B	MD-9562	SP-2001		
	06/77 → 08/78	MD-227	MD-9562	SP-2001		
3500 CSi M-Power, S38 B35, 191 KW	10/86 → 10/88	MD-227	MD-9562	SP-2003		
3500 CSi M-Power, S38 B35, 210 KW	03/84 → 05/89	MD-227	MD-9562	SP-2003		
3500 CSi, M30 B35, 136 KW	12/80 → 08/88	MD-227	MD-9562	SP-2003		
3500 CSi, M30 B35, 155 KW	08/87 → 05/89	MD-227	MD-9562	SP-2003		
3500 CSi, M30 B35, 160 KW	06/78 → 11/80	MD-001B	MD-9562	SP-2003		
	12/80 → 08/88	MD-227	MD-9562	SP-2003		
3500 CSi, M35 B35, 141 KW	04/85 → 09/90	MD-227	MD-9562	SP-2003		
3500 CSi/A, M30 B35, 160 KW	09/80 → 11/80	MD-001B	MD-9562	SP-2003		
	12/80 → 08/87	MD-227	MD-9562	SP-2003		

6 Series (E63/E64) (03-)

630Ci, N52B30A, 200 KW	10/04 → 08/07	MD-559	MD-8224		MS-6299 MS-6299C	
------------------------	---------------	--------	---------	--	---------------------	--

Comments: MS-6299/MS-6299C: Quantity 2.

		 OIL	 AIR	 FUEL	 CABIN	 OTHER
BMW						
6 Series (E63/E64) (03-)						
630Ci, N52 B30, 190 KW	10/04 → 08/07	MD-559	MD-8224		MS-6299 MS-6299C	
Comments: MS-6299/MS-6299C: Quantity 2.						
635d, M57D30, 210 KW	09/07 → 09/11	MD-519	MD-8384	SP-1267	MS-6299 MS-6299C	
Comments: MS-6299/MS-6299C: Quantity 2.						
645Ci, N62B44, 245 KW	10/03 → 10/05	MD-505	MD-8514		MS-6299 MS-6299C	
Comments: MS-6299/MS-6299C: Quantity 2.						
650Ci, N62B48, 270 KW	09/05 → 09/11		MD-8514		MS-6299 MS-6299C	
Comments: MS-6299/MS-6299C: Quantity 2.						
M6 5.0 V10, S85B50, 373 KW	03/05 →				MS-6299 MS-6299C	
Comments: MS-6299/MS-6299C: Quantity 2.						
6 Series (F12/F13) (11-)						
640d, N57 D30B, 230 KW	09/11 → 07/12			SP-1267	MS-6404C MS-6404	
	08/12 →				MS-6404C MS-6404	
640i, N55 B30A, 235 KW	03/11 →	MD-559	MD-8568		MS-6404C MS-6404	
650i, N63 B44A, 300 KW	07/12 →				MS-6404C MS-6404	
650i, N63 B44B, 330 KW	07/12 →				MS-6404C MS-6404	
M6, S63 B44B, 412 KW	03/11 →				MS-6404C MS-6404	
7 Series (E23) (77-86)						
2800, M30 B28, 125 KW	05/77 → 08/79	MD-227	MD-9452			
2800i, M30B28, 135 KW	07/78 → 08/86	MD-227	MD-9562	SP-2003		
3000, M30 B30, 135 KW	05/77 → 08/79	MD-227	MD-9452			
3200i, M30 B32, 145 KW	05/77 → 08/78	MD-227	MD-9562			
	09/78 → 08/86	MD-227	MD-9562	SP-2003		
3300i, M30 B32, 145 KW	05/77 → 08/78	MD-227	MD-9562			
	09/77 → 08/86	MD-227	MD-9562	SP-2003		
3500i, M30 B35, 136 KW	01/85 → 08/86	MD-227	MD-9562	SP-2003		
3500i, M30 B35, 141 KW	04/85 → 08/86	MD-227	MD-9562	SP-2003		
3500i, M30 B35, 160 KW	09/79 → 11/80	MD-001B	MD-9562	SP-2003		
	12/80 → 08/86	MD-227	MD-9562	SP-2003		
4500i, M30 B32, 185 KW	04/80 → 04/83	MD-227	MD-9562	SP-2003		
4500i, M30 B35, 185 KW	05/83 → 08/86	MD-227	MD-9562	SP-2003		
7 Series (E32) (86-94)						
3000i, M30 B30 (Kat.), 138 KW	12/86 → 05/90	MD-227	MD-9100	SP-2003		
	06/90 → 09/94	MD-227	MD-9100	SP-2003	MS-6124	
Comments: MS-6124: With air-condition system Left Hand Drive.						
3000i, M30 B30, 145 KW	12/86 → 05/90	MD-227	MD-9100	SP-2003		
	06/90 → 09/94	MD-227	MD-9100	SP-2003	MS-6124	
Comments: MS-6124: With air-condition system Left Hand Drive.						
3000i, M30 B30, 160 KW	04/92 → 09/94	MD-347	MD-9252	SP-2003	MS-6124	
Comments: MS-6124: With air-condition system Left Hand Drive.						
3500, M30 B35, 155 KW	09/86 → 01/88	MD-227	MD-9100	SP-2003		
	02/88 → 05/90	MD-227	MD-9100	SP-2003	MS-6124	TR-013
Comments: MS-6124: ith air-condition system Left Hand Drive, TR-013: Hydraulic transmission ZF 4HP22.						
	06/90 → 09/92	MD-227	MD-9100	SP-2003	MS-6124	TR-013
Comments: MS-6124: ith air-condition system Left Hand Drive, TR-013: Hydraulic transmission ZF 4HP22.						
3500, M30 B35, 162 KW	09/86 → 12/87	MD-227	MD-9100	SP-2003		
4000i V8, M60 B40, 210 KW	04/92 → 09/94	MD-347	MD-9252	SP-2033	MS-6124	TR-055
Comments: MD-347: Partly/ or, MS-6124: With air-condition system Left Hand Drive, TR-055: Hydraulic transmission ZF 5HP30.						

		 OIL	 AIR	 FUEL	 CABIN	 OTHER
BMW						
7 Series (E32) (86-94)						
5000i V12, M70 B50, 200 KW	09/87 → 03/90		MD-9086	SP-2033		
Comments: MD-9086: Quantity 2.						
	04/90 → 05/90		MD-9086	SP-2033		
Comments: MD-9086: Quantity 2.						
	06/90 → 09/94		MD-9086	SP-2033	MS-6124	
Comments: MD-9086: Quantity 2, MS-6124: Aith air-condition system Left Hand Drive.						
7 Series (E38) (94-01)						
2500 TDS, M51 D25, 105 KW	04/96 → 10/01	MD-345	MD-9218		MS-6193	
2800i, M52 B28, 142 KW	08/95 → 10/01	MD-081	MD-9204	SP-2099	MS-6193	TR-017
Comments: TR-017: Hydraulic transmission ZF 5HP18.						
3000 Diesel, M57 D30, 135 KW	09/97 → 04/00	MD-439	MD-9516		MS-6193	
3000 Diesel, M57 D30, 142 KW	04/00 → 10/01	MD-439	MD-9516		MS-6193	
3000i, M60 B30, 155 KW	10/94 → 08/95	MD-347	MD-9252	SP-2099	MS-6193	TR-017
Comments: MD-347: Partly/or, TR-017: Hydraulic transmission ZF 5HP18.						
	09/95 → 09/01	MD-347	MD-9252	SP-2099	MS-6193	TR-017
Comments: MD-347: Partly/or, TR-017: Hydraulic transmission ZF 5HP18.						
3000i, M60 B30, 160 KW	10/94 → 08/95	MD-347	MD-9252	SP-2099	MS-6193	TR-017
Comments: MD-347: Partly/or, TR-017: Hydraulic transmission ZF 5HP18.						
	09/95 → 09/01	MD-347	MD-9252	SP-2099	MS-6193	TR-017
Comments: MD-347: Partly/or, TR-017: Hydraulic transmission ZF 5HP18.						
3500i, M62 B35, 173 KW	01/96 → 08/98	MD-347	MD-9252	SP-2099	MS-6193	
	09/98 → 10/01	MD-347	MD-9252	SP-2154	MS-6193	
4000 Diesel, M67 D40, 180 KW	05/99 → 10/01	MD-081	MD-9516		MS-6193	
4000i V8, M62 B40, 210 KW	01/96 → 08/98	MD-347	MD-9252	SP-2099	MS-6193	TR-055
Comments: TR-055: Hydraulic transmission ZF 5HP30.						
	09/98 → 10/01	MD-347	MD-9252		MS-6193	TR-055
Comments: TR-055: Hydraulic transmission ZF 5HP30.						
4000i V8, M60 B40, 210 KW	10/94 → 08/95	MD-347	MD-9252	SP-2099	MS-6193	TR-055
Comments: MD-347: Partly/or, TR-055: Hydraulic transmission ZF 5HP30.						
	09/95 → 08/98	MD-347	MD-9252	SP-2099	MS-6193	TR-055
Comments: TR-055: Hydraulic transmission ZF 5HP30.						
	09/98 → 10/01	MD-347	MD-9252	SP-2154	MS-6193	TR-055
Comments: TR-055: Hydraulic transmission ZF 5HP30.						
5000i, M73 B54, 240 KW	12/94 → 08/95	MD-347	MD-8104	SP-2099	MS-6193	TR-055
Comments: MD-347: Partly/or, TR-055: Hydraulic transmission ZF 5HP18.						
	09/95 → 07/98	MD-347	MD-8104	SP-2099	MS-6193	TR-055
Comments: TR-055: Hydraulic transmission ZF 5HP18.						
	08/98 → 10/01	MD-347	MD-8104		MS-6193	TR-055
Comments: TR-055: Hydraulic transmission ZF 5HP18.						
7 Series (E65/E66) (01-08)						
730d, M57 D30, 160 KW	09/02 → 04/05	MD-519	MD-9516	SP-1267	MS-6249	
730d, M57 D30N2, 170 KW	04/05 → 08/08	MD-519	MD-9516	SP-1267	MS-6249	
730i, M54 B30, 170 KW	03/03 → 04/05	MD-081	MD-8084	SP-2153	MS-6249	
730i, N52 B30, 190 KW	04/05 → 08/08	MD-559	MD-8084		MS-6249	
735i, N62 B36, 200 KW	09/01 → 04/05	MD-505	MD-8084	SP-2153	MS-6249	
740d, M67 D40, 190 KW	09/02 → 04/05	MD-081	MD-8084	SP-1267	MS-6249	
740i, N62 B40, 225 KW	04/05 → 08/08		MD-8084	SP-2153	MS-6249	
745d, M67 D45, 220 KW	04/05 → 10/05	MD-459	MD-8084	SP-1267	MS-6249	
Comments: MD-8084: Quantity 2.						
745d, M67 D45, 242 KW	09/05 → 08/08	MD-459	MD-8084	SP-1267	MS-6249	
Comments: MD-8084: Quantity 2.						
745i, N62 B44, 245 KW	09/01 → 04/05	MD-505	MD-8084	SP-2153	MS-6249	
750i, N62 B48, 270 KW	04/05 → 08/08		MD-8084	SP-2153	MS-6249	
760i, N73 B60, 327 KW	09/02 → 08/06		MD-8084		MS-6249	
	09/06 → 08/08		MD-8084		MS-6249	
7 Series (F01/F02/F04) (08-)						
7 ActiveHybrid, N55 B30A, 275 KW	06/12 →	MD-559	MD-8568		MS-6404C MS-6404	
7 ActiveHybrid, N63 B44A, 330 KW	03/10 →	MD-559	MD-8568		MS-6404C MS-6404	
7 ActiveHybrid, N63 B44A, 342 KW	03/10 →				MS-6404C MS-6404	

BMW

7 Series (F01/F02/F04) (08-)

730d, N57 D30A, 180 KW	10/08 → 07/12	MD-677		SP-1267	MS-6404C MS-6404	
	08/12 →	MD-677			MS-6404C MS-6404	
730d, N57 D30A, 190 KW	08/12 →				MS-6404C MS-6404	
730i, N52 B30A, 200 KW	09/09 →	MD-559			MS-6404C MS-6404	
740d, N57 D30B, 230 KW	08/12 →				MS-6404C MS-6404	
740d, N57D30B, 225 KW	10/09 → 07/12	MD-677		SP-1267	MS-6404C MS-6404	
	08/12 →	MD-677		SP-1267	MS-6404C MS-6404	
740i, N54 B30A, 240 KW	10/08 →	MD-559	MD-8568		MS-6404C MS-6404	
740i, N55 B30A, 235 KW	06/12 →	MD-559	MD-8568		MS-6404C MS-6404	
750d, N57 D30C, 280 KW	06/12 → 07/12			SP-1267	MS-6404C MS-6404	
	08/12 →				MS-6404C MS-6404	
750i, N63 B44A, 300 KW	10/08 →				MS-6404C MS-6404	
750i, N63 B44B, 330 KW	06/12 →				MS-6404C MS-6404	
760i, N74 B60A, 400 KW	10/09 →				MS-6404C MS-6404	


8 Series (E31) (90-99)

830Ci, M60 B30, 160 KW Comments: MD-347: Partly/or.	08/92 → 08/95	MD-347	MD-9252	SP-2099		
	09/95 → 12/95	MD-347	MD-9252	SP-2099		
840Ci, M60 B40, 210 KW Comments: MD-347: Partly/or.	02/93 → 01/94	MD-347	MD-9252	SP-2023		
	02/94 → 08/95	MD-347	MD-9252	SP-2023		
Comments: MD-347: Partly/or.						
840Ci, M62 B44, 210 KW Comments: TR-055: Hydraulic transmission ZF 5HP30.	09/95 → 02/96 01/96 → 12/99	MD-347	MD-9252	SP-2023 SP-2099		TR-055
850Ci, M73 B54, 240 KW Comments: MD-347: Partly/or, TR-031: Hydraulic transmission ZF 4HP22, TR-055: Hydraulic transmission ZF 5HP30.	09/94 → 08/95	MD-347	MD-9086	SP-2023		TR-031 TR-055
	09/95 → 11/99	MD-347	MD-9086	SP-2023		TR-031 TR-055
Comments: TR-031: Hydraulic transmission ZF 4HP22, TR-055: Hydraulic transmission ZF 5HP30.						
850CSi, S70 B56, 280 KW Comments: MD-347: Partly/or, TR-031: Hydraulic transmission ZF 4HP22.	04/93 → 08/95	MD-347	MD-9086	SP-2023		TR-031
	09/95 → 12/99	MD-347	MD-9086	SP-2023		TR-031
Comments: TR-031: Hydraulic transmission ZF 4HP22.						
850i,Ci, M70 B50, 220 KW Comments: MD-347: Partly/or, TR-031: Hydraulic transmission ZF 4HP22, TR-055: Hydraulic transmission ZF 5HP30.	04/90 → 10/94	MD-347	MD-9086	SP-2023		TR-031 TR-055

CS-CSL (65-76)

2000C/CA, M10 B20, 74 KW	10/65 → 06/70	MD-027A	MD-030	FF-010		
2000CS, M10 B20, 88 KW	10/65 → 06/70	MD-027B	MD-030	FF-010		
2000CS, M30 B25, 110 KW	09/74 → 03/76	MD-001B	MD-030	FF-009		
2800CS, M30 B28, 125 KW	01/69 → 04/71	MD-001B	MD-030	FF-009		
3000CS, M30 B30, 132 KW	05/71 → 03/76	MD-001B	MD-030	FF-009		
3000CSI, M30 B30, 147 KW Comments: MD-9562: Chassis no. from 3223676, MD-9014: Chassis no. to 3223675.	07/71 → 01/76	MD-001B	MD-9652 MD-9014	SP-2001		
3000CSL, M30 B32, 152 KW	01/74 → 12/75	MD-001B	MD-9014	SP-2001		

		 OIL	 AIR	 FUEL	 CABIN	 OTHER
BMW						
CS-CSL (65-76)						
3200CSL, M30B32, 152 KW	01/74 → 12/75	MD-001	MD-9014	SP-2001		
Isetta (56-63)						
250, 9 KW	01/56 → 12/62		MD-638			
300, 10 KW	05/58 → 11/63		MD-638			
X1 (E84) (09-)						
16d, N47D20C, 85 KW	05/12 →		MD-8452		MS-6305 MS-6305C	
18d/dX, N47D20C, 105 KW	12/09 →		MD-8452		MS-6305 MS-6305C	
18i, N43B20A, 110 KW	03/10 →	MD-5252	MD-455		MS-6305 MS-6305C	
20d/dX ed, N47 D20C, 120 KW	05/12 →		MD-8452		MS-6305 MS-6305C	
20d/dX, N47D20C, 130 KW	10/09 → 07/12		MD-8452		MS-6305 MS-6305C	
20d/dX, N47D20C, 135 KW	07/12 →		MD-8452		MS-6305 MS-6305C	
20i/iX, N20B20A, 135 KW	09/11 → 12/11		MD-8570		MS-6305 MS-6305C	
	01/12 →		MD-8570		MS-6305 MS-6305C	
23dX, N47D20C, 150 KW	10/09 →		MD-8452		MS-6305 MS-6305C	
25dX, N47D20D, 160 KW	05/12 →		MD-8452		MS-6305 MS-6305C	
25iX, N52B30A, 160 KW	03/10 →	MD-559	MD-5282		MS-6305 MS-6305C	
28 iX 2.0, N20 B20A, 180 KW	03/11 → 12/11		MD-8570		MS-6305 MS-6305C	
	01/12 →		MD-8570	MD-559	MS-6305 MS-6305C	
Comments: MD-559: For aluminium oil filter unit.						
28iX 3.0, N52B30A, 190 KW	10/09 → 03/11	MD-559	MD-5282		MS-6305 MS-6305C	
35iX, N55 B30A, 225 KW	03/11 →	MD-559			MS-6305 MS-6305C	
X3 (E83) (03-10)						
18d, N47D20C, 105 KW	09/08 → 12/10		MD-8482	SP-1267	MS-6179 MS-6179C	
20d, M47D20, 110KW	09/04 → 08/07	MD-459	MD-9504	SP-1267	MS-6179 MS-6179C	
20d, N47D20A, 120 KW	09/08 → 12/10		MD-8482	SP-1267	MS-6179 MS-6179C	
20d, N47D20A, 130 KW	09/07 → 12/10		MD-8482	SP-1267	MS-6179 MS-6179C	
20i, N46B20, 110 KW	09/05 → 12/10	MD-455	MD-8566		MS-6179 MS-6179C	
25i, M52B25, 141 KW	03/04 → 08/06	MD-081			MS-6179 MS-6179C	
25Si, N52B25, 160 KW	09/06 → 12/10	MD-559	MD-8408		MS-6179 MS-6179C	
30d, M57D30, 150 KW	12/03 → 10/05	MD-519	MD-9516	SP-1267	MS-6179 MS-6179C	
30d, M57D30N2, 155 KW	09/08 → 08/09	MD-519	MD-9516	SP-1267	MS-6179 MS-6179C	
	09/09 → 12/10	MD-519	MD-8482	SP-1267	MS-6179 MS-6179C	

		 OIL	 AIR	 FUEL	 CABIN	 OTHER
BMW						
X3 (E83) (03-10)						
30d, M57D30N2, 160 KW	09/05 → 08/06	MD-519	MD-9516	SP-1267	MS-6179	MS-6179C
	09/06 → 12/10	MD-519	MD-8482	SP-1267	MS-6179	MS-6179C
30i, M54B30, 170 KW	12/03 → 08/06	MD-081			MS-6179	MS-6179C
30sd, M57D30N2, 210 KW	09/06 → 12/10	MD-519	MD-8482	SP-1267	MS-6179	MS-6179C
30si, N52B30, 200 KW	09/06 → 12/10	MD-559	MD-8408		MS-6179	MS-6179C
X3 (F25) (10-)						
18d, N47 D20C, 105 KW	10/12 →				MS-6433	
20dX, N47D20C, 135 KW	11/10 →				MS-6433	
20iX, N20 B20A, 135 KW	10/11 → 12/11				MS-6433	
	01/12 →	MD-559			MS-6433	
Comments: MD-559: For aluminium oil filter unit.						
28iX 2.0, N20 B20A, 180 KW	07/12 →	MD-559			MS-6433	
28iX, N52B30A, 190 KW	03/11 →	MD-559			MS-6433	
30dX, N57 D30A, 190 KW	04/11 →				MS-6433	
35dX, N57 D30B, 230 KW	10/11 →				MS-6433	
35iX, N55B30A, 225 KW	11/10 →	MD-559	MD-8568		MS-6433	
X5 (E53) (00-06)						
30 TDS, M57D30, 135 KW	05/00 → 10/03	MD-439	MD-9516	SP-1254	MS-6225	
Comments: MS-6225: Without air-condition system.						
30d, M57D30, 160 KW	09/03 → 12/06	MD-519	MD-9516	SP-1349	MS-6225	
30i, M54 B30, 163 KW	06/00 → 03/02	MD-081	MD-8104	SP-2154	MS-6225	
Comments: MS-6225: Without air-condition system.						
	04/02 → 12/06	MD-081	MD-8104	SP-2155	MS-6225	
Comments: MS-6225: Without air-condition system.						
30i, M54 B30, 170 KW	06/00 → 03/02	MD-081	MD-8104	SP-2154	MS-6225	
Comments: MS-6225: Without air-condition system.						
	04/02 → 12/06	MD-081	MD-8104	SP-2155	MS-6225	
Comments: MS-6225: Without air-condition system.						
44, M62B44, 210 KW	03/00 → 03/02	MD-347	MD-9252	SP-2154	MS-6225	
	04/02 → 10/03	MD-347	MD-9252	SP-2155	MS-6225	
44i, N62B44, 235 KW	09/03 → 12/06	MD-505	MD-9252	SP-2154	MS-6225	
46is HP, M62 B46, 254 KW	04/01 → 12/06	MD-347	MD-9252	SP-2155	MS-6225	
46iS, M62B46, 254 KW	07/01 → 03/02	MD-347	MD-9252	SP-2154	MS-6225	
48iS, N62B48, 265 KW	05/04 → 12/06	MD-505	MD-9252	SP-2154	MS-6225	
X5 (E70) (06-)						
30d, M57D30N2, 173 KW	03/07 → 06/10	MD-519	MD-9516	SP-1267	MS-6375C	MS-6375
30dX, N57D30A, 180 KW	05/10 → 07/12	MD-677		SP-1267	MS-6375C	MS-6375
Comments: SP-1267: For EU5 emissions						
	08/12 →	MD-677			MS-6375C	MS-6375
30Sd, M57D30N2, 210 KW	09/07 → 06/10	MD-519	MD-8516	SP-1267	MS-6375C	MS-6375
30Si, N52B30A, 200 KW	11/06 → 06/10	MD-559	MD-8368		MS-6375C	MS-6375
35d, M57D30N2, 210 KW	05/08 → 06/10	MD-519	MD-8516		MS-6375C	MS-6375
35dX, M57D30N2, 210 KW	05/10 →	MD-519	MD-8516		MS-6375C	MS-6375
35iX, N55B30A, 225 KW	05/10 →	MD-559	MD-8568		MS-6375C	MS-6375
40dX, N57D30B, 225 KW	05/10 → 07/12	MD-677		SP-1267	MS-6375C	MS-6375
	08/12 →	MD-677			MS-6375C	MS-6375

BMW

X5 (E70) (06-)

48i, N62B48B, 261 KW	11/06 → 06/10					MS-6375C MS-6375
50 M, S63B44A, 408 KW	10/09 →					MS-6375C MS-6375
50iX, N63B44A, 300 KW	05/10 →					MS-6375C MS-6375
M50d, N57 D30C, 280 KW	08/12 →					MS-6375C MS-6375

X6 (E71/E72) (08-)

30dX, M57D30, 173 KW	04/08 → 03/10	MD-519	MD-9516	SP-1267		MS-6375 MS-6375C	
30dX, N57D30A, 180 KW	04/10 → 07/12	MD-677	MD-9516	SP-1267		MS-6375 MS-6375C	
Comments: SP-1267: For EU5 emissions.							
35dX, N57D30N2, 210 KW	04/08 →	MD-519	MD-8516	SP-1267		MS-6375 MS-6375C	
35iX, N54B30A, N55B30A, 225 KW	04/08 →	MD-559	MD-8568			MS-6375 MS-6375C	
40dX, N57D30B, 225 KW	04/10 → 07/12	MD-677		SP-1267		MS-6375 MS-6375C	
	08/12 →	MD-677				MS-6375 MS-6375C	
50 M, S63B44A, 408 KW	10/09 →					MS-6375 MS-6375C	
50iX N63B44A, 300 KW	04/08 →					MS-6375 MS-6375C	
M50d, N57 D30C, 280 KW	08/12 →					MS-6375 MS-6375C	
X6 ActiveHybrid, N63B44A, 357 KW	04/10 →					MS-6375 MS-6375C	

Z1 (88-91)

2500i, M20 B25(Kat.), 125 KW	11/88 → 06/91	SP-930	MD-9086	SP-2003		
------------------------------	---------------	--------	---------	---------	--	--

Z3 (96-03)

1.8, M43B18, 85 KW	03/96 → 08/98	MD-343	MD-9300	SP-2099		TR-009	
Comments: TR-009: Hydraulic transmission BMW 4AS (GM 4L30E).							
1.8, M44B19, 87 KW	09/98 → 01/03	MD-343	MD-9300	SP-2099		TR-009	
Comments: TR-009: Hydraulic transmission BMW 4AS (GM 4L30E).							
1.9, M44B19, 85 KW	04/99 → 01/03	MD-343	MD-9300	SP-2099		TR-009	
Comments: TR-009: Hydraulic transmission BMW 4AS (GM 4L30E).							
1.9, M44B19, 87 KW	07/98 → 01/03	MD-343	MD-9300	SP-2099		TR-009	
Comments: TR-009: Hydraulic transmission BMW 4AS (GM 4L30E).							
1.9i, M44B19, 103 KW	03/96 → 06/03	MD-343	MD-9300	SP-2099			
2.0 M52B20, 110 KW	01/99 → 01/03	MD-081	MD-9204	SP-2099		TR-009	
Comments: TR-009: Hydraulic transmission BMW 4AS (GM 4L30E).							
2.2, M52B22, 125 KW	09/00 → 01/03	MD-081	MD-9204	SP-2142		MS-6179 MS-6179C	
2.8 Coupe, M52B28, 141 KW	07/97 → 07/00	MD-081	MD-9204	SP-2142			
2.8i, M54B30, 170 KW	06/00 → 01/03	MD-081	MD-9204	SP-2142			
3.0, M54B30, 170 KW	06/00 → 06/03	MD-081	MD-9204	SP-2142			
M 3.2(Coupe/Roadster), S50B32, 236 KW	03/97 → 07/01		MD-9204	SP-2099			
M 3.2(Coupe/Roadster), S50B32, 239 KW	06/01 → 06/03		MD-9204				

Z4 (E85/E86) (02-08)

20i, N46B20, 110 KW	05/05 → 10/08	MD-455	MD-8408			MS-6346	
Comments: MS-6346: With air-condition system.							
22i, M52B22, 125 KW	09/03 → 04/06	MD-081	MD-9204			MS-6346	
Comments: MS-6346: With air-condition system.							
25i, M52B25, 141 KW	03/02 → 04/06	MD-081	MD-9204			MS-6346	
Comments: MS-6346: With air-condition system.							
25i, N52B25, 130 KW	03/06 → 10/08	MD-559	MD-8408			MS-6346	
Comments: MS-6346 With air-condition system.							
25Si, N52B25, 160 KW	03/06 → 10/08	MD-559	MD-8408			MS-6346	
Comments: MS-6346: With air-condition system.							

BMW

Z4 (E85/E86) (02-08)

30i, M54B30, 170 KW	03/02 → 04/06	MD-081	MD-9204		MS-6346	
Comments: MS-6346: With air-condition system.						
30Si, N52B30, 195 KW	03/06 → 10/08	MD-559	MD-8408		MS-6346	
Comments: MS-6346: With air-condition system.						
32 M, S50B32, 252 KW	03/06 → 10/08		MD-8224		MS-6346	
Comments: MS-6346: With air-condition system.						

Z4 (E89) (09-)

20i, N20 B20A, 135 KW	09/11 → 12/11		MD-8570		MS-6346	
	01/12 → 12/11		MD-8570		MS-6346	
23i, N52B25, 150 KW	05/09 →	MD-559	MD-8570		MS-6346	
28i, N20 B20A, 180 KW	09/11 → 12/11		MD-8570		MS-6346	
	01/12 →		MD-8570		MS-6346	
30i, N52B30A, 190 KW	05/09 →	MD-559	MD-8570		MS-6346	
35i, N54B30A, 225 KW	05/09 →	MD-559	MD-8382		MS-6346	
35iS, N54B30A, 250 KW	03/10 →	MD-559	MD-8382		MS-6346	

Z8 (E52) (00-03)

49i, S62B50, 294 KW	06/00 → 06/03	MD-347	MD-9252			
Comments: MD-9252: Quantity 2.						

CADILLAC

BLS (07-)

1900D, Z19DTH, 110 KW	08/07 →	MD-515	MD-8208		MS-6224 MS-6224C	
1900D, Z19DTR, 132 KW	12/07 →	MD-515	MD-8208		MS-6224 MS-6224C	
2000T, B205R, 154 KW	12/07 →	MD-463	MD-8208	SP-2060	MS-6224 MS-6224C	
2000T, B207L, 129 KW	08/07 →	MD-463	MD-8208	SP-2060	MS-6224 MS-6224C	
2800 V6, B284L, 188 KW	08/07 →	MD-695	MD-8208	SP-2060	MS-6224 MS-6224C	
2800T, LP9, 206 KW	10/08 →	MD-695	MD-8208		MS-6224 MS-6224C	

STS

4400 Compressor, 350 KW	09/05 →	SP-1084				
-------------------------	---------	---------	--	--	--	--

CHEVROLET (->DAEWOO)

->Daewoo

	→					
--	---	--	--	--	--	--

CHRYSLER (DAIMLER-CHRYSLER)

300M

2700i V6 24V, 150 KW	07/98 → 11/01	SP-977	MD-8266			
3500i V6 24V, 185 KW	07/98 → 11/01	SP-977	MD-8266			
	08/00 →	SP-977	MD-8266			

Concorde

3300i V6	12/90 →	SP-977	MD-9460			
3500i V6	12/90 →	SP-977	MD-9460			

Crossfire

3200 V6 M 112 (EGX) 160kw	09/03 →	MD-337C	MD-8444	SP-2121	MS-6101	
---------------------------	---------	---------	---------	---------	---------	--

Le Baron

2200i	09/85 → 12/89	SP-845				
	01/90 → 12/89	SP-845				
	01/91 →	SP-977				
2200i Turbo	09/85 → 12/89	SP-845				
	01/90 → 12/89	SP-845				
	01/91 →	SP-977				

CHRYSLER (DAIMLER-CHRYSLER)

Le Baron						
2500i	09/85 → 08/89	SP-845				
	09/89 → 12/89	SP-845				
	01/91 → 12/93	SP-977				
2500i Turbo	09/85 → 12/89	SP-845				
	01/90 → 12/89	SP-845				
	01/91 →	SP-977				
3000i V6	01/90 → 12/89	SP-845	MD-9436			
	01/91 → 12/94	SP-977	MD-9436			
Neon I						
1800i 85KW	09/97 → 09/98	SP-845	MD-9436			
2000i 107/109KW	05/94 → 09/98	SP-845	MD-9436			
2000i 98KW	05/94 → 08/98	SP-845				
	09/98 →	SP-845				
Neon II						
1600 85KW	05/01 →	MD-503				
2000 16V 110KW	10/01 →	SP-845				
2000 98KW	08/99 →	SP-845				
New Yorker						
3000i	01/91 →	SP-977				
3300i	01/91 → 12/93	SP-977				
3500i V6	03/93 →	SP-977				
3800i	01/91 →	SP-977				
PT Cruiser						
1600, 85KW	03/01 →		MD-8056			
2000, 104KW	04/00 →	SP-845	MD-8056			
2200 CRD Diesel	03/02 →	MD-337D	MD-8404			
2400 16V, 110KW	06/00 →	SP-845	MD-8056			
2400 16V, 112KW	02/04 →	SP-845	MD-8056			
2400 GT Turbo, 164KW	07/03 →	SP-1244	MD-8056			
Saratogo						
2500i	01/91 → 12/94	SP-977				
3000i V6	01/91 →	SP-977	MD-9436			
Stratus						
2000i	01/95 → 12/94	SP-977				
	01/96 →	SP-845				
2500i	01/95 →	SP-977				
Viper						
8000i 282KW	04/98 →	SP-977				
8000i RT10 298KW	01/92 →	SP-977				
Vision						
3500i V6	08/92 →	SP-977	MD-9460			
Voyager						
2500i	01/88 → 12/89	SP-845	MD-5038			
	01/90 → 12/89	SP-845	MD-8292			
	01/91 → 09/94	SP-977	MD-5038		MS-6142	
2500TD	01/88 → 09/94	SP-812	MD-5038			
3000i	01/88 → 12/89	SP-845	MD-9436			
3000i V6	01/91 → 09/94	SP-977	MD-9436		MS-6142	
3300i	01/88 → 12/89	SP-845	MD-5038			
3300i V6	01/91 → 09/94	SP-977	MD-8292		MS-6142	
Voyager 2001-						
2400	02/01 →	SP-845	MD-8032		MS-6232	
2500 CRD (RG), 105 KW	02/01 →	SP-812	MD-8032	MD-507	MS-6232	
Comments: OR MD-511 (OIL FILTER)						
2800 CRD (RG), 110 KW	01/06 →	SP-812	MD-8032	MD-507	MS-6232	
	06/04 →		MD-8032	MD-507	MS-6232	
3300	02/01 →	SP-977	MD-8032		MS-6232	
3800	02/01 →	SP-977	MD-8032		MS-6232	

CHRYSLER (DAIMLER-CHRYSLER)

Voyager GS 96-

2000i 98KW	10/95 →	SP-845				
2400i 110/111 KW	10/95 →	SP-845	MD-9436			
2500TD 85KW	10/95 →	SP-812				
3300i 116/120 KW	10/95 →	SP-977	MD-9436			
3800i 122 KW	10/95 →	SP-977	MD-9436			

Ypsilon (11-)

1200, 51 KW	05/11 → 08/11	SP-1001	MD-8184		MS-6302	
	09/11 →	SP-1001	MD-8184			
1300 Multijet 16V, 70 KW	05/11 → 08/11	MD-637	MD-8594		MS-6302	
	09/11 →	MD-637	MD-8594			
900 Twin Air Turbo, 63 KW	05/11 → 08/11				MS-6302	
	09/11 →					

CITROEN

2CV/2CV6/Dyane6 (63-90)

440, A79/1, 17kW	05/77 → 06/86	SP-833	MD-5000	FF-009		
660, A06/664, 20kW	08/79 → 07/90	SP-833		FF-009		
660, A06/664, 21kW	02/70 → 10/85	SP-833		FF-009		
660, M28/1, 18kW	05/77 → 06/86	SP-833	MD-5000	FF-009		
A53	12/68 → 04/77	SP-833		FF-009		

AX (86-98)

1000	10/85 → 09/89	SP-948	MD-5002	FF-009		
	10/89 → 07/98	SP-948	MD-5002	SP-2024		
1100	10/85 → 09/89	SP-948	MD-5002	FF-009		
1100i	10/89 → 01/92	SP-948	MD-5002	SP-2024		
1400	10/85 → 06/90	SP-948	MD-5002	FF-009		
	07/90 → 12/98	SP-948	MD-5070			
1400D	10/85 → 06/90	SP-948	MD-9088	SP-831		
1400i (GT/GTI)	06/88 → 06/90	SP-948	MD-5002	SP-2024		
	07/90 → 12/96	SP-948	MD-5070	SP-2024		
1400TD	10/85 → 12/89	SP-948	MD-9088	SP-831		
1500D 42KW	09/93 → 03/97	SP-943	MD-9488			

Axel (81-94)

1100 42KW	07/84 → 12/88	SP-834	MD-528			
1300 45KW	07/84 → 12/88	SP-834	MD-528			

Berlingo I (96-08)

1100i 44KW	09/96 → 12/02	SP-943	MD-5070	SP-2061	MS-6018	
		MD-425	MD-9780			
	09/96 → 02/02	SP-943	MD-5070	SP-2061	MS-6018	
		MD-425	MD-9772			
1400i 55KW	09/96 → 12/02	SP-943	MD-5070	SP-2061	MS-6018	
		MD-425	MD-9780			
	09/96 → 12/02	SP-943	MD-5070	SP-2061	MS-6018	
		MD-525	MD-9772			
1400i TU3JP, 55KW	11/02 → 04/08	MD-425	MD-9780	SP-2061	MS-6231	
		MD-525	MD-9772			
1600 HDi, DV6ATED4, 66 KW	07/05 → 04/08	MD-509	MD-8038	FF-064	MS-6231	
1600 HDi, DV6B, 55 KW	09/05 → 04/08	MD-509	MD-8038	FF-064	MS-6231	
1600i 16V TU5JP4, 80KW	11/02 → 04/08	MD-425	MD-8016	SP-2061	MS-6231	
		MD-525	MD-9772			
1800D	09/96 → 12/02	SP-943	MD-572	MD-069	MS-6018	
1800i	12/97 → 12/02	SP-943	MD-9250	SP-2061	MS-6018	
1900D, DJY, 51KW	09/96 → 12/96	SP-943	MD-572	MD-069	MS-6018	
1900D, DJY,51KW	01/97 → 12/02	SP-943	MD-5122	MD-069	MS-6018	
1900Di 51KW (DW8)	07/98 → 12/02	SP-943	MD-572	MD-375	MS-6018	
1900Diesel DW8B, 51KW	11/02 → 04/08	SP-943	MD-8030	MD-393	MS-6231	
2000HDI DW10TD, 66KW	11/02 → 04/08	SP-943	MD-8030	MD-393	MS-6231	
				MD-493		

Comments: Bosch Injection Systems

CITROEN

Berlingo I (96-08)

2000HDI, DW10TD 66KW -Mot 8239	02/99 → 12/02	SP-943	MD-9774 MD-9510	MD-393 MD-493	MS-6018	
--------------------------------	---------------	--------	--------------------	------------------	---------	--

Comments: In dusty environment use MD-9510

Berlingo II (08-)

1600 HDi FAP, DV6C, 82KW	03/10 →	MD-509	MD-8526		MS-6400	
1600 HDi FAP, DV6DTED4, 68 Kw	03/10 →	MD-509	MD-8526		MS-6400	
1600 HDi, DV6ATED4, 66KW	04/08 →	MD-509	MD-8038	FF-064	MS-6400	
1600 HDi, DV6BTED4, 55KW	04/08 →	MD-509	MD-8038 MD-8526	FF-064	MS-6400	

Comments: Engine code DV6ETED4 use MD-8526

1600 HDi, DV6TED4, 80KW	04/08 →	MD-509	MD-8038	FF-064	MS-6400	
1600 VTi, 95 (B9), 72 KW	08/10 →	MD-525	MD-8448	SP-2061	MS-6400	
1600i VTi, (B9) EPG, 88KW	11/09 →	MD-525	MD-8448		MS-6400	
1600i 16V, TU5JP4, 80KW	04/08 →	MD-525	MD-8328		MS-6400	
1600i 16V, TU5JP4B, 55KW	04/08 →	MD-525	MD-8328		MS-6400	

BX (82-94)

1100	07/82 → 06/88	SP-888	MD-5004	FF-009		
1400	07/82 → 06/88	SP-888	MD-5004	FF-009		
	07/88 → 09/90	SP-948	MD-5002	FF-009		
	10/90 → 12/94	SP-948	MD-5070			
1400i	09/88 → 09/90	SP-948	MD-5002	SP-2024		
	10/90 → 12/94	SP-948	MD-5070	SP-2024		
1500	07/82 → 02/88	SP-943	MD-9088	FF-009		
1600	07/82 → 06/86	SP-943	MD-572	FF-009		
	07/86 → 02/93	SP-948	MD-9088	FF-009		
1600i	07/85 → 02/93	SP-948	MD-9088	SP-2024		
1700D/TD	08/92 → 12/94	SP-948	MD-9088	MD-069		
1700D/TD BOSCH	07/82 → 03/86	SP-943	MD-572	MD-111		
	04/86 → 07/92	SP-948	MD-9088	MD-111		
1700D/TD CAV	07/82 → 03/86	SP-943	MD-572	MD-195		
	04/86 → 07/92	SP-948	MD-9088	MD-195		
1900	07/86 → 09/93	SP-948	MD-9088	FF-009		
1900D	07/92 → 11/93	SP-948	MD-9088	MD-069		
1900D BOSCH	07/86 → 06/92	SP-948	MD-9088	MD-111		
1900D CAV	07/82 → 06/86	SP-943	MD-572	MD-195		
1900i (incl.16V)	07/76 → 11/93	SP-948	MD-9088	SP-2024		
1900TD	07/92 → 11/93	SP-948	MD-9088	MD-069		
1900TD BOSCH	07/86 → 06/92	SP-948	MD-9088	MD-111		
1900TD CAV	07/86 → 06/92	SP-948	MD-9088	MD-195		

C - ZERO

ELECTRIC MOTOR, 47 KW	12/10 →					
-----------------------	---------	--	--	--	--	--

C-Crosser (07-)

2000 16V MMC, 108KW	11/10 →	SP-1001	MD-8398		MS-6376	
2200 HDi 155, DW12BTED4, 115kW	09/07 →	MD-525	MD-8398		MS-6376	
2400 16V, 125kW	11/07 →	SP-1001	MD-8398		MS-6376	





C1 (05-)

1000,1KR-FE/CFA, 50 KW	06/05 →	SP-991	MD-9682		MS-6313	
1400 HDi,DV4TD, 40 KW	08/05 →	MD-509	MD-9756 MD-8486	FF-058	MS-6313	

Comments: Dusty Environment use MD-9756

C15 (84-05)

1100 35KW	10/84 → 06/88	SP-888	MD-5004	FF-009		
	07/88 → 02/91	SP-943	MD-5002	FF-009		
	03/91 → 12/96	SP-943	MD-5070	FF-009		
1300	07/87 → 12/96	SP-833	MD-5002	FF-009		
1400	08/88 → 04/90	SP-948	MD-5002	FF-009		
	05/90 → 12/96	SP-948	MD-5070			
	05/86 → 07/88	SP-888	MD-5004	FF-009		
1400i	05/90 → 12/96	SP-943	MD-5070	SP-2024		

		 OIL	 AIR	 FUEL	 CABIN	 OTHER
CITROEN						
C15 (84-05)						
1800D alle	07/92 → 12/97	SP-948	MD-572	MD-069		
1800D BOSCH	01/85 → 06/92	SP-948	MD-572	MD-111		
1800D Roto - CAV	01/85 → 06/92	SP-948	MD-572	MD-195		
1900Di Eng:DW8 51KW	01/01 → 12/05	SP-943	MD-572			
C2 (03-10)						
1100, TU1JP/TU1A, 44KW	09/03 → 05/10	MD-525	MD-9780	SP-2061	MS-6237	
1400 16V, ET3J4, 66KW	06/06 → 05/10	MD-525	MD-9780	SP-2061	MS-6237	
1400 HDi, DV4ATD/DV4TD, 50 KW	09/03 → 05/10	MD-509	MD-9756 MD-8486	FF-058	MS-6237	
Comments: For Dusty environments use MD-9756						
1400, TU3JP/TU3A, 54 KW	09/03 → 05/10	MD-525	MD-9780	SP-2061	MS-6237	
1600 16V, TU5JP4, 80 KW	09/03 → 05/10	MD-525	MD-9772	SP-2061	MS-6237	
1600 16V, TU5JP4S, 90 KW	10/04 → 05/10	MD-525	MD-9772	SP-2061	MS-6237	
1600 HDi, DV6TED4, 50 KW	09/05 → 05/10	MD-509	MD-8038	FF-064	MS-6237	
C25 (81-94)						
1800	11/81 → 10/82	SP-893	MD-5006	FF-009		
	11/82 → 07/87	SP-948	MD-5006	FF-009		
1900D Roto - Bosch	09/86 → 12/94	SP-948	MD-5018	MD-111		
1900D Roto - CAV	09/86 → 12/94	SP-948	MD-5018	MD-195		
2000	11/81 → 10/82	SP-893	MD-5006	FF-009		
	11/82 → 06/86	SP-948	MD-5006	FF-009		
2500D BOSCH	11/81 → 09/82	SP-897	MD-5008	MD-111		
	10/82 → 01/94	SP-988	MD-5074	MD-111		
2500D Roto - CAV	11/81 → 09/82	SP-897	MD-5008	MD-195		
	10/82 → 01/94	SP-988	MD-5074	MD-195		
2500D Roto - CAV some	11/81 → 01/94			MD-093		
2500TD BOSCH	09/86 → 12/94	SP-988	MD-5074	MD-111		
2500TD CAV	09/86 → 12/94	SP-988	MD-5074	MD-093		
2500TD CAV some	09/86 → 12/94			MD-195		
C3 / C3 XTR FC (01-09)						
1100i 8V, TU1JP, 44 KW	09/01 → 12/09	MD-425	MD-9780	SP-2061	MS-6237	
1400 HDi 70, DV4TD, 51KW	09/01 → 12/09	MD-509	MD-9756 MD-8486		MS-6237	
Comments: For Dusty environments use MD-9756						
1400 HDi, DV4TED4, 66 KW	09/01 → 12/09	MD-509	MD-8038	FF-064	MS-6237	
1400i 16V, TU3JP4, 65 KW	03/04 → 12/09	MD-525	MD-9780	SP-2061	MS-6237	
1400i 16V, TU3JP4, 66 KW	11/03 → 12/09	MD-525	MD-9780	SP-2061	MS-6237	
1400i 8V, TU3JP, TU3LA, 54kW	04/02 → 12/09	MD-425	MD-9780	SP-2061	MS-6237	
1600 HDi 110, DV6TED4, 80 KW	10/04 → 12/09	MD-509	MD-8038	FF-064	MS-6237	
1600 HDi 90, DV6ATED4, 66 KW	06/05 → 12/09	MD-509	MD-8038	FF-064	MS-6237	
1600i 16V, TU5JP4, 110Bhp	04/02 → 12/09	MD-425	MD-9772	SP-2061	MS-6237	
1600i 16V, TU5JP4, 80 KW	09/01 → 12/09	MD-425	MD-9772	SP-2061	MS-6237	
C3 II A51 (09-)						
1100i, TU1AE5, 44kW	11/09 →	MD-525	MD-9780 MD-8610		MS-6370	
Comments: MD-9780: Chassis no. to ORGA 12410, MD-8610: From chassis no. ORGA 12411.						
1400 HDi 70, DV4C, 50kW	02/10 →	MD-509	MD-8526	FF-058	MS-6370	
Comments: For Dusty environments use MD-9756						
1400 HDi 70, DV4TD, DV4C, 50kW	11/09 →	MD-509	MD-9756 MD-8486	FF-058	MS-6370	
Comments: For Dusty environments use MD-9756						
1400 VTi 95 EP3C, 70KW	11/09 →	MD-525	MD-8448	SP-2061	MS-6237	
1400i, TU3A, 54 KW	11/09 →	MD-525	MD-9780 MD-8610	SP-2061	MS-6370	
Comments: MD-9780: Chassis no. to ORGA 12410, MD-8610: From chassis no. ORGA 12411.						
1600 HDi 110 FAP, DV6CTED E5, 82kW	11/09 →	MD-509	MD-8526		MS-6370	
1600 HDi 75 FAP, DV6TED, 55 KW	07/12 →	MD-509	MD-8526		MS-6370	
1600 HDi 90 FAP, DV6DTE E5, 68kW	01/10 →	MD-509	MD-8526		MS-6370	
1600 HDi 90, DV6ATED4 E4, 66kW	11/09 →	MD-509	MD-8038	FF-064	MS-6370	
1600 VTi 120 EP6C, 88KW	11/09 →	MD-525	MD-8448	SP-2061	MS-6237	

CITROEN

C3 Picasso (09-)

1400 VTi, EP3C, 70KW	02/09 →	MD-525	MD-8448		MS-6237
1600 HDi 110 FAP, DV6CTED E5, 82 Kw	03/10 →	MD-509	MD-8526		MS-6237
1600 HDi 110 FAP, DV6TED4, 80kW	02/09 →	MD-509	MD-8038	FF-064	MS-6237
1600 HDi 90 FAP, DV6ED, 68kW	03/10 →	MD-509	MD-8526		MS-6237
1600 HDi 90, DV6ATED4, 66kW	02/09 →	MD-509	MD-8038	FF-064	MS-6237
1600 VTi 16V, EP6C, 88KW	02/09 →	MD-525	MD-8448		MS-6237

C3 Pluriel (03-)

1400 HDi 70, 8HX DV4TD 50kW	04/04 → 02/10	MD-509	MD-9756 MD-8486		MS-6237
-----------------------------	---------------	--------	--------------------	--	---------

Comments: For Dusty environments use MD-9756

1400i KfV/KVX TU3JP, 54kW	04/03 →	MD-425	MD-9780	SP-2061	MS-6237
1600i 16V, NFU TU5JP4, 80 KW	04/03 →	MD-425	MD-9772	SP-2061	MS-6237

C32/35/45 (73-94)

C32, 2200 D, CRD90, 46kW	11/72 → 03/85	SP-897	MD-5006		
C35, 2000 E, B20/614, 47kW	04/86 → 01/94	SP-948	MD-5006		
C35, 2500 D, CRD90, 50kW	11/72 → 06/86	SP-897		MD-093	
C35, 2500 D, CRD93B, 50kW	07/86 → 01/94	SP-948	MD-5074	MD-093	
C45, 2500 D, CRD90, 50kW	01/80 → 01/94	SP-943		MD-093	

C4 (04-10)

1400i 16V, TU3JP4, 65 KW	10/04 → 12/10	MD-525	MD-8174		MS-6237
1600 16V THP 150, EP6DT, 110 Kw	09/08 → 12/10	MD-525	MD-8498		MS-6237

Comments: Air Filter: chassis no. up to ORGA 11920

1600 HDi 110 FAP, DV6DTED, 82kW	01/10 → 12/10	MD-509	MD-8526		MS-6370
1600 HDi 110, DV6TED4, 80 KW	10/04 → 12/10	MD-509	MD-8038	FF-064	MS-6237
1600 HDi 90 FAP, DV6DTED, 68kW	01/10 → 12/10	MD-509	MD-8526		MS-6370
1600 HDi 90, DV6ATED4, 66 KW	10/04 → 12/10	MD-509	MD-8038	FF-064	MS-6237
1600 VTi 16V, EP6, 88KW	09/08 → 12/10	MD-525	MD-8448		MS-6237
1600 VTi 16V, EP6C, 98KW	09/08 → 12/10	MD-525	MD-8448		MS-6237
1600i 16V THP 140 AUTO, EP6DT, 103kW	09/08 → 10/10	MD-525	MD-8498		MS-6237

Comments: Air Filter: chassis no. up to ORGA 11920

1600i 16V, TU5JP4, 80 KW	10/04 → 03/06	MD-525	MD-8328		MS-6237
	04/06 → 09/08	MD-525	MD-8328	SP-2061	MS-6237
2000 HDi 135 AUTO, DW10BTED4, 100 KW	10/04 → 12/10	MD-525	MD-8456	MD-563	MS-6237
2000 HDi 135, DW10TED4, 100 KW	10/04 → 12/10	MD-525	MD-8132	MD-563	MS-6237
2000 HDi 140, DW10BTED4, 103 KW	08/08 → 12/10	MD-525	MD-8132	MD-563	MS-6237
2000i 16V AUTO EW10A, 103 KW	10/04 → 12/10	MD-525	MD-8220		MS-6237
2000i 16V AUTO, EW10A, 103 KW	10/04 → 12/10	SP-943	MD-9752		MS-6237
2000i 16V WT VTS, EW10J4S, 130 KW	10/04 → 12/10	SP-943	MD-9752		MS-6237
2000i 16V, EW10J4, 100 KW	10/04 → 12/10	MD-525	MD-9752		MS-6237

C4 Aircross (12-)

1600 HDi 110, DV6C, 82 KW	04/12 →	MD-509	MD-8526		MS-6376
1600i, MMC 4A92, 84 KW	04/12 →	SP-1001	MD-8398		MS-6376
1800 HDi 150, MMC 4N13, 110 KW	04/12 →	SP-1001			MS-6376
2000i, MMC 4B11, 110 KW	04/12 →	SP-1001	MD-8398		MS-6376

C4 II (10-)

1400 VTi EP3C 70Kw	10/10 →	MD-525	MD-8448	SP-2061	MS-6237
1600 HDi 110 DV6DTED 82Kw	10/10 →	MD-509	MD-8526		MS-6237
1600 HDi 90 DV6C 68KW	10/10 →	MD-509	MD-8526		MS-6237
1600 THP 155 EP6CDT 115Kw	10/10 →	MD-525		SP-2061	MS-6237
1600 VTi 120 EP6C, EP6CG 88Kw	10/10 →	MD-525	MD-8448	SP-2061	MS-6237
2000 HDi DW10CTED4 110Kw	10/10 →	MD-525	MD-8456	MD-657	MS-6237
2000 HDi DW10CTED4 120 KW	10/10 →	MD-525	MD-8456	MD-657	MS-6237

C4 Picasso/Grand Picasso (06-)

1600 HDi 110 FAP, DV6CTED, 82KW	03/10 →	MD-509	MD-8526		MS-6400
1600 HDi, DV6TED4, 80KW	10/06 →	MD-509	MD-8038	FF-064	MS-6400
1600i 16V, EP6, 88KW	10/08 →	MD-525	MD-8448		MS-6400
1600i 16V, EP6DT, 103KW	10/08 →	MD-525	MD-8498		MS-6400

Comments: chassis no. up to ORGA 11920

1600i 16V, EP6DT, 110KW	10/08 →	MD-525	MD-8498		MS-6400
-------------------------	---------	--------	---------	--	---------

Comments: chassis no. up to ORGA 11920

CITROEN

C4 Picasso/Grand Picasso (06-)

1800i 16V,EW7A, 92 KW	10/06 → 09/08	MD-525	MD-8220		MS-6400	
2000 HDi FAP, DW10BTED4, 100 KW	10/06 →	MD-525	MD-8456	MD-563	MS-6400	
2000 HDi, DW10CTEDD4, 110 KW	07/09 →	MD-525	MD-8456	MD-657	MS-6400	
2000 HDi, DW10CTEDD4, 120 KW	10/10 →	MD-525		MD-657	MS-6400	
2000i 16V,EW10A, 103 KW	10/06 →	MD-525	MD-8220		MS-6400	

C5 I (00-08)

1600 HDi, DV6TED4, 80 KW	11/04 → 05/08	MD-509	MD-8176		MS-6295 MS-6295C	
1800i 16V, 6FZ EW7/EW7J4, 92 KW	11/05 → 05/08	MD-525	MD-8190	SP-2061	MS-6295 MS-6295C	
1800i 16V, 6FZ, EW7J4, 85 KW	11/04 → 10/05	SP-943	MD-8190	SP-2061	MS-6295	
2000 HDi 135, DW10BTED,100 KW	11/04 → 05/08	MD-525	MD-8116	MD-563	MS-6295 MS-6295C	
2000 HDi 90, RHX DW10TD, 66 KW	12/01 → 10/04	SP-943	MD-9088	MD-393	MS-6295 MS-6295C	
2000 HDi, DW10ATED, 79KW	12/00 → 10/04	SP-943	MD-9088	MD-493	MS-6295 MS-6295C	
Comments: Siemens Injection System						
2000i 16V,EW10J4,100 KW	12/00 → 05/08	SP-943	MD-9088	SP-2061	MS-6295 MS-6295C	
2000i, EW10D,103 KW	11/04 → 05/08	MD-525	MD-8190		MS-6295 MS-6295C	
2200 HDi, DW12BTED4 FAP, 125 KW	02/06 → 05/08	MD-525	MD-8494		MS-6295 MS-6295C	
Comments: Siemens Injection System						
2200 HDi, DW12TED4, 98 KW	11/04 → 05/08	SP-943	MD-8116	MD-493	MS-6295 MS-6295C	
Comments: Siemens Injection System						
2200 HDi,DW12ATED,98 KW	12/00 → 10/04	SP-943	MD-9088	MD-393	MS-6295 MS-6295C	
3000i V6 XFV, ES9A, 152 KW	11/04 → 05/08	SP-943	MD-8190	SP-2061	MS-6295 MS-6295C	
3000i V6, ES9J4S,152 KW	12/00 → 10/04	SP-943	MD-9088	SP-2061	MS-6295 MS-6295C	

C5 II (08-)

11.6 VTi 120 EP6C 88Kw	10/10 →	MD-525	MD-8176	FF-064	MS-6406C	
1600 HDi 110 FAP, DV6CTED, 82KW	03/10 →	MD-509	MD-8526		MS-6406C	
1600 HDi, DV6TED4, 80KW	04/08 →	MD-509	MD-8176	FF-064	MS-6406C	
1600i 16V, EP6DT, 115kW	04/09 →	MD-525	MD-8176	FF-064	MS-6406C	
1800i 16V, EW7A, 92KW	04/08 →	MD-525	MD-8190	SP-2061	MS-6406C	
2000 HDi 140 FAP, DW10BTED4, 103KW	04/09 →	MD-525	MD-8116	MD-563	MS-6406C	
2000 HDi 165 FAP, DW10CTED4, 120KW	04/09 →	MD-525	MD-8116	MD-657	MS-6406C	
2000 HDi, DW10BTED4, 100KW	04/08 → 03/09	MD-525	MD-8116	MD-563	MS-6406C	
2000i 16V, EW10A, 103KW	04/08 →	MD-525	MD-8190	SP-2061	MS-6406C	
2200 HDi, DW12BTED4, 125KW	04/08 →	MD-525	MD-8494		MS-6406C	
2200 HDi, DW12C , 150KW	10/10 →	MD-525			MS-6406C	
2700 V6 HDi, DW17BED4, 150KW	04/08 →	MD-611	MD-8430	MD-575	MS-6406C	
3000 V6 HDi FAP, DT20C, 177KW	07/09 →	MD-667		MD-665	MS-6406C	
3000i V6, ES9A, 155KW	04/08 →	SP-943	MD-8190	SP-2061	MS-6406C	

C6 (05-)

2200 HDi Biturbo FAP, DW12BTED4, 125 KW	07/06 →	MD-525	MD-8494		MS-6306 MS-6406C	
Comments: MS-6406C 7/8 onwards ORGA 11557 (BEHR-System)						
2700 V6 HDi, DT17TED4 FAP, 150 KW	10/05 →	MD-611	MD-8430	MD-575	MS-6306 MS-6406C	
Comments: MS-6406C 7/8 onwards ORGA 11557 (BEHR-System)						
3000 V6 HDi FAP, DT20C, 177 KW	07/09 →	MD-667		MD-665	MS-6306 MS-6406C	
Comments: MS-6406C 7/8 onwards ORGA 11557 (BEHR-System)						

CITROEN

C6 (05-)

3000i V6 24V, ES9A, 155 KW	10/05 →	SP-943	MD-8190	SP-2061	MS-6306 MS-6406C
----------------------------	---------	--------	---------	---------	---------------------

Comments: MS-6406C 7/8 onwards ORGA 11557 (BEHR-System)

C8 (02-)

2000 HDi 165 FAP, DW10VCTED4, 120 KW	05/10 →	MD-525	MD-8388	MD-657	MS-6255
2000 HDi FAP, DW10BTED4, 100 KW	07/06 →	MD-525	MD-8388	MD-563 MD-657	MS-6255

Comments: Engine code DW10CBTR use MD-657

2000 HDi, DW10ATED4, 79 KW	06/02 →	SP-943	MD-9088	MD-493	MS-6255 MS-6255
----------------------------	---------	--------	---------	--------	--------------------

Comments: Siemens Injection System

2000 HDi, DW10UTED4, 88 KW	07/06 →	MD-525	MD-8388	MD-563	MS-6255
2000i, EW10A, 103 KW	10/05 →	MD-525	MD-9088		MS-6255
2000i, EW10J4, 100 KW	06/02 → 12/05	SP-943	MD-9088		MS-6255
2200 HDi FAP, DW12BTED4, 125 KW	10/07 →	MD-525	MD-8388		MS-6255
2200 HDi, DW12TED4, 94 KW	06/02 →	SP-943	MD-9088	MD-493	MS-6255
2200i, EW12J4, 116 KW	06/02 → 12/05	SP-943	MD-9088		MS-6255
3000i V6, ES9J4S 150 KW	06/02 →	SP-943	MD-9410		MS-6255

CX (74-92)

2000	10/73 → 05/82	SP-897		FF-009	
	06/82 → 12/82	SP-948		FF-009	
2000 78KW	01/84 → 12/89	SP-948	MD-276	FF-009	
2000D CAV	08/85 → 12/92	SP-897		MD-093	
2200	06/82 → 12/92	SP-943	MD-276	FF-009	
	10/73 → 05/82	SP-897		FF-009	
2200D BOSCH	10/75 → 02/79	SP-897		MD-101	
2200D CAV	10/75 → 02/79	SP-897		MD-093	
2500D BOSCH	09/76 → 10/82	SP-897		MD-101	
	11/82 → 12/92	SP-988		MD-101	
2500D CAV	09/76 → 10/82	SP-897		MD-093	
	11/82 → 12/92	SP-988		MD-093	

DS3 (10-)

1400 HDi 70, DV4C, 50 Kw	10/10 →	MD-509	MD-8526		MS-6370
1400 VTi 95, EP3C, 70KW	03/10 →	MD-525	MD-8448	SP-2061	MS-6370
1600 16V VTi 120, EP6C, 88KW	03/10 →	MD-525	MD-8448	SP-2061	MS-6370
1600 HDi 110 FAP, DV6CTED, 82KW	03/10 →	MD-509	MD-8526		MS-6370
1600 HDi 90 FAP, DV6DTED, 68KW	03/10 →	MD-509	MD-8526		MS-6370
1600i 16V Racing, EP6DTS 152 KW	11/10 →	MD-525		SP-2061	MS-6370
1600i 16V Turbo, EP6DT, 115KW	03/10 →	MD-525	MD-8448	SP-2061	MS-6370

DS4 (11-)

1600 e-HDi HDi 110, DV6C, 82 Kw	05/11 →	MD-509	MD-8526		MS-6237
1600 THP 155, EP6CDT, 115 Kw	05/11 →	MD-525		SP-2061	MS-6237
1600 THP 200, EP6CDTX, 147 Kw	05/11 →	MD-525		SP-2061	MS-6237
1600 VTi 120, EP6C, EP6CG, 88 Kw	05/11 →	MD-525		SP-2061	MS-6237

Comments: SP-2061 only Engine code EP6C

2000 HDi 160, DW10CTED4, 120 Kw	05/11 →	MD-525	MD-8526	MD-657	MS-6237
---------------------------------	---------	--------	---------	--------	---------

DS5 (11-)

1600 e-HDi HDi 110, DV6C, 82 Kw	10/11 →	MD-509	MD-8526		MS-6400
1600 THP 155, EP6CDT, 115 Kw	10/11 →	MD-525		SP-2061	MS-6400
1600 THP 200, EP6CDTX, 147 Kw	10/11 →	MD-525		SP-2061	MS-6400
2000 HDi 165, DW10CTED4, 120 Kw	10/11 →	MD-525		MD-657	MS-6400
2000 HDi Hybrid4, DW10CTED4, 147 Kw	01/12 →	MD-525		MD-657	MS-6400

Evasion/Synergie (94-02)

1800i, 73KW	05/97 → 07/02	SP-943	MD-9088	SP-2003	
	05/97 → 07/02	SP-943	MD-9088	SP-2003	MS-6146

Comments: With A/C

1900TD	01/95 → 07/00	SP-943	MD-9088	MD-069	
	01/95 → 07/00	SP-943	MD-9088	MD-069	MS-6146

Comments: With A/C

2000 HDi, DW10ATED 80KW	09/99 → 07/02	SP-943	MD-9088	MD-393	
-------------------------	---------------	--------	---------	--------	--

CITROEN

Evasion/Synergie (94-02)

2000i 16V, 97KW	04/98 → 09/00	SP-943	MD-9088	SP-2061		
2000i 16V, 97KW	04/98 → 09/00	SP-943	MD-9088	SP-2061	MS-6146	
Comments: With A/C						
2000i 16V, EW10J4 100KW	05/00 → 07/02	SP-943	MD-9088	SP-2061	MS-6146	
2000i Turbo 108KW	01/94 → 07/00	SP-943	MD-9088	SP-2003		
	01/94 → 07/00	SP-943	MD-9088	SP-2003	MS-6146	
Comments: With A/C						
2000i, 89KW	01/94 → 07/02	SP-943	MD-9088	SP-2003	MS-6146	
Comments: With A/C						
2000i, 89KW	01/95 → 07/00	SP-943	MD-9088	SP-2003		
2100TD	05/96 → 11/96	SP-943	MD-9088	MD-069		
	12/96 → 02/00	SP-943	MD-9088	MD-363		
	05/96 → 11/96	SP-943	MD-9088	MD-069	MS-6146	
Comments: With A/C						
	12/96 → 07/02	SP-943	MD-9088	MD-363	MS-6146	

Comments: With A/C

GS/GSA/GSX (71-86)

1015/1130/1220	08/73 → 07/80	SP-834	MD-528	FF-009		
	09/73 → 06/79	SP-834	MD-528	FF-009		
1300	10/79 → 07/86	SP-834	MD-528	FF-009		

Jumper I / Relay (94-02)

1900D BOSCH	02/94 → 03/02	SP-948	MD-5018	SP-966	MS-6145	
1900D CAV	02/94 → 03/02	SP-948	MD-5018	MD-093	MS-6145	
1900TD BOSCH	02/94 → 03/02	SP-948	MD-690	SP-966	MS-6145	
1900TD CAV	02/94 → 03/02	SP-948	MD-690	MD-093	MS-6145	
2000i	02/94 → 03/02	SP-943	MD-690	SP-2002	MS-6145	
2500D BOSCH	02/94 → 03/02	SP-953	MD-5018	SP-966	MS-6145	
2500D CAV	02/94 → 03/02	SP-953	MD-5018	MD-093	MS-6145	
2500D Sofim Motor	02/94 → 03/02	SP-990	MD-5018	SP-966	MS-6145	
2500TD BOSCH	02/94 → 03/02	SP-953	MD-690	SP-966	MS-6145	
2500TD CAV	02/94 → 03/02	SP-953	MD-690	MD-093	MS-6145	
2500TD Sofim Motor	02/94 → 03/02	SP-990	MD-690	SP-966	MS-6145	
2500TDI	02/97 → 03/02	SP-953	MD-690	SP-966	MS-6145	

Jumper II (02-06)

2000 HDi, DW10TD, 62 KW	02/02 → 12/04	SP-943	MD-690	SP-1239	MS-6145	
	01/05 → 06/06	SP-943	MD-690	MD-577	MS-6145	
2000i Bipower, XU10J2, 70 KW	02/02 → 06/06	SP-943	MD-690	SP-2022	MS-6145	
2000i, XU10J2, 81 KW	02/02 → 06/06	SP-943	MD-690	SP-2022	MS-6145	
2200 HDi, DW12TED, 74 KW	02/02 → 12/04	SP-943	MD-690	SP-1239	MS-6145	
2800 HDi 127, 94 KW	02/02 → 09/02	SP-990	MD-690	SP-1239	MS-6145	
	01/05 → 06/06	SP-990	MD-690	MD-577	MS-6145	
	10/02 → 12/04	SP-990	MD-690	SP-1342	MS-6145	
2800 HDi 146, 107 KW	04/04 → 06/06	SP-990	MD-690	SP-1342	MS-6145	
	01/05 → 06/06	SP-990	MD-690	MD-577	MS-6145	

Jumper III (06-)

2200 HDi 100 FAP 110, 22 DT PUMA Euro 5, 81 KW	07/11 →	MD-525	MD-5274	MD-577	MS-6329	
2200 HDi 100, 22 DT PUMA, 74kW	07/06 →	MD-525	MD-5274	MD-577	MS-6329	
2200 HDi 120, 22 DT PUMA, 88kW	07/06 →	MD-525	MD-5274	MD-577	MS-6329	
2200 HDi FAP 130, 22 DT PUMA Euro 5, 96 KW	07/11 →	MD-525	MD-5274	MD-577	MS-6329	
2200 HDi FAP 150, 22 DT PUMA Euro 5, 110 KW	07/11 →	MD-525	MD-5274	MD-577	MS-6329	
3000 HDi 160, F30 DT, 115kW	07/06 →		MD-5274	MD-577	MS-6329	
3000 HDi FAP 180, F30 DT Euro 5, 130 KW	07/11 →	SP-1330	MD-5274	MD-577	MS-6329	
3000 HDi FAP, F30 DT E5, 107kW	01/10 →		MD-5274	MD-577	MS-6329	

Jumpy I / Dispatch I (96-07)

1600i, 220A2.000, 58kW	01/96 → 03/04	SP-940	MD-9088	SP-2003	MS-6146	
1900D, D9B, 51KW	01/96 → 05/98	SP-943	MD-9088	MD-069	MS-6146	
1900D, DW8, 51KW	04/98 → 01/07	SP-943	MD-9088	MD-375	MS-6146	
1900TD, DHX, 66kW	01/96 → 01/07	SP-943	MD-9088	MD-069	MS-6146	
2000 HDi 69KW	03/00 → 01/07	SP-943	MD-9088	MD-393	MS-6146	
2000 HDi, DW10A/CTED 80KW	03/00 → 01/07	SP-943	MD-9088	MD-393	MS-6146	

CITROEN

Jumpy I / Dispatch I (96-07)

2000 HDi, DW10ATED4 80KW	02/04 → 01/07	SP-943	MD-9088	MD-493	MS-6146	
Comments: Siemens Injection System						
2000i, RFN, 100KW	04/00 → 01/07	SP-943	MD-9088	SP-2061	MS-6146	

Jumpy II / Dispatch II (07-)

1600 HDi 90, DV6UTED4, 66KW	01/07 →	MD-509	MD-8176 MD-8526	FF-064	MS-6402	
Comments: Engine code DV6UC use MD-8526						
2000 HDi 120, DW10UTED4, 88KW	01/07 →	MD-525	MD-8388	MD-563	MS-6402	
2000 HDi 140, DW10BTED4, 100KW	01/07 →	MD-525	MD-8388	MD-563	MS-6402	
2000 HDi 165 FAP, DW10CTED4, 120KW	07/10 →	MD-525	MD-8388	MD-657	MS-6402	
2000 HDi FAP 125, DW10CEE5, 94 KW	07/11 →	MD-525	MD-8388	MD-657	MS-6402	
2000 HDi FAP 95, DW10CDE5, 72 KW	07/11 →	MD-525	MD-8388	MD-657	MS-6402	
2000i, EW10A, 103KW	01/07 →	MD-525	MD-8388	SP-2061	MS-6402	

LN/LNA (76-86)

1000	01/84 → 10/86	SP-888	MD-5004	FF-009		
1100	09/81 → 04/85	SP-888	MD-5004	FF-009		
1100 some/teilweise	07/82 → 04/85	SP-888	MD-130	FF-009		
650	12/79 → 01/84	SP-833	MD-130	FF-009		

Nemo (08-)

1300 HDi, F130DTE5, 55 KW	09/10 →	MD-547	MD-8594		MS-6380	
1400 HDi, DV4TED, 50kW	02/08 →	MD-509	MD-9756 MD-8486	FF-058	MS-6380	
Comments: For Dusty environments use MD-9756						
1400i, TU3A, 54kW	02/08 →	MD-525	MD-8478		MS-6380	

Saxo (96-05)

1000i, TU9M, 33KW	02/96 → 12/99	SP-943	MD-5002	SP-2061		
1100i, CDZ TU9M 40/44KW	02/96 → 12/99	SP-943	MD-5070	SP-2061		
1100i, HDZ, 44KW	09/99 → 03/05	SP-943	MD-5070	SP-2061		
1400i, KFW TU3JP, 55KW	07/00 → 03/05	SP-943	MD-5070	SP-2061		
1400i, KFX/KFW, 55KW	09/99 → 03/05	SP-943	MD-5070	SP-2061		
1500D, VZJ TUD5, 40/42KW	02/96 → 12/99	SP-943	MD-9488	SP-831		
1600i 16V, NFX TU5JP4, 88KW	09/99 → 03/05	SP-943	MD-5070	SP-2061		
1600i 16V, NXF TU5JP4, 87KW	06/96 → 12/99	SP-943	MD-9582	SP-2061		
1600i, NFT TU5JP-LA, 74KW	07/00 → 03/05	MD-425	MD-8212	SP-2061		
1600i, NFZ TU5JP, 65KW	02/96 → 12/99	SP-943	MD-5070	SP-2061		
1600i, NFZ TU5JP, 66KW	09/99 → 06/00	SP-943	MD-5070	SP-2061		

SM (70-74)







2700	04/70 → 06/72	SP-801				
3000	09/73 → 12/74	SP-930				

Visa (78-91)

1000	07/80 → 06/82	SP-888	MD-5004	FF-009		
1100	09/78 → 06/88	SP-888	MD-5004	FF-009		
1400i	07/84 → 03/91	SP-888	MD-5004	FF-009		
1600i (GTI)	01/85 → 12/89	SP-948	MD-5034	SP-2001		
1700D BOSCH	04/84 → 03/91	SP-948	MD-572	MD-111		
1700D CAV	04/84 → 03/91	SP-948	MD-572	MD-195		
1700D CAV some/teilweise	04/84 → 03/91	SP-948	MD-572	MD-093		
650	07/82 → 03/91	SP-833	MD-130	FF-009		

Xantia (93-03)

1600i	03/93 → 07/96	SP-948	MD-9250	SP-2024		
	07/96 → 04/03	SP-943	MD-9250	SP-2061		
	03/93 → 07/96	SP-948	MD-9250	SP-2024	MS-6018	
Comments: With A/C						
	07/96 → 04/03	SP-943	MD-9250	SP-2061	MS-6018	
Comments: With A/C						

		 OIL	 AIR	 FUEL	 CABIN	 OTHER
CITROEN						
Xantia (93-03)						
1800i 66-74KW	03/93 → 07/96	SP-948	MD-9250	SP-2024		
	07/96 → 04/03	SP-943	MD-9250	SP-2061		
	03/93 → 07/96	SP-948	MD-9250	SP-2024	MS-6018	
Comments: With A/C						
	07/96 → 04/03	SP-943	MD-9250	SP-2061	MS-6018	
Comments: With A/C						
1800i 81KW 16V	05/94 → 06/96	SP-943	MD-9410	SP-2024		
	07/96 → 01/98	SP-943	MD-9410	SP-2061		
	05/94 → 06/96	SP-943	MD-9410	SP-2024	MS-6018	
Comments: With A/C						
	07/96 → 04/03	SP-943	MD-9410	SP-2061	MS-6018	
Comments: With A/C						
1900D 50/51KW	06/94 → 03/97	SP-943	MD-572	MD-069		
	06/94 → 04/03	SP-943	MD-572	MD-069	MS-6018	
Comments: With A/C						
1900D 55KW BREAK	04/96 → 04/03	SP-943	MD-9088	MD-069		
	04/96 → 04/03	SP-943	MD-9088	MD-069	MS-6018	
Comments: With A/C						
1900D 55KW LIM	02/96 → 01/98	SP-943	MD-9410	MD-069		
	02/96 → 01/98	SP-943	MD-9410	MD-069	MS-6018	
Comments: With A/C						
1900TD	10/93 → 01/98	SP-943	MD-9088	MD-069		
	10/93 → 01/98	SP-943	MD-9088	MD-069	MS-6018	
Comments: With A/C						
2000 8V	03/93 → 06/96	SP-948	MD-9250	SP-2024	MS-6018	
Comments: With A/C						
	07/96 → 04/03	SP-943	MD-9250	SP-2061	MS-6018	
Comments: With A/C						
2000 16V	03/93 → 06/94	SP-948	MD-5034	SP-2024	MS-6018	
Comments: With A/C						
	07/94 → 06/96	SP-943	MD-9410	SP-2024	MS-6018	
Comments: With A/C						
	07/96 → 04/03	SP-943	MD-9410	SP-2061	MS-6018	
Comments: With A/C						
2000 HDi 66KW	09/99 → 04/03	SP-943	MD-9088	MD-393		
2000 HDi 80KW	02/99 → 04/03	SP-943	MD-9088	MD-393		
	01/02 → 04/03	SP-943	MD-9088	MD-493		
Comments: Siemens Injection System						
2000 Turbo 108KW	06/94 → 06/96	SP-943	MD-9410	SP-2024	MS-6018	
Comments: With A/C						
	07/96 → 03/03	SP-943	MD-9410	SP-2061	MS-6018	
Comments: With A/C						
2000i 8V	03/93 → 06/96	SP-948	MD-9250	SP-2024		
	07/96 → 04/03	SP-943	MD-9250	SP-2061		
2000i 16V	03/93 → 06/94	SP-948	MD-5034	SP-2024		
	07/94 → 06/96	SP-943	MD-9410	SP-2024		
	07/96 → 01/98	SP-943	MD-9410	SP-2061		
2000i Turbo 108KW	06/94 → 06/96	SP-943	MD-9410	SP-2024		
	07/96 → 01/03	SP-943	MD-9410	SP-2061		
2100TD 80KW	06/94 → 01/98	SP-943	MD-9410	MD-069		
	06/94 → 01/98	SP-943	MD-9410	MD-069	MS-6018	
Comments: With A/C						
2100TD 80KW some/teilweise	06/94 → 01/98			MD-363		
	06/94 → 01/98			MD-363	MS-6018	
Comments: With A/C						
2900i 24V 140KW	01/97 → 04/03	SP-943	MD-9088	SP-2061		
	01/97 → 04/03	SP-943	MD-9088	SP-2061	MS-6018	
Comments: With A/C						
3000i V6 (ES9J4) 140KW	01/98 → 04/03	SP-953	MD-9178	SP-2061	MS-6018	
Comments: With A/C						
3000i V6, ES9J4, 140KW	01/98 → 04/03	SP-953	MD-9178	SP-2061		
XM (89-00)						
2000	01/89 → 07/94	SP-948	MD-9178			
2000i	01/89 → 07/94	SP-948	MD-9178	SP-2003		

CITROEN

XM (89-00)

2000i 16V	07/94 → 12/00	SP-948	MD-9178	SP-2003		
2000i Turbo	01/92 → 07/94	SP-948	MD-9178	SP-2003		
2100D BOSCH	01/89 → 07/94	SP-948	MD-9178	MD-111		
2100D Roto	01/89 → 07/94	SP-948	MD-9178	MD-195		
2100TD 80KW	12/94 → 12/00	SP-948	MD-9178	MD-363		
2100TD BOSCH	01/89 → 11/94	SP-948	MD-9178	MD-111		
2100TD Roto	01/89 → 11/94	SP-948	MD-9178	MD-195		
2500TDI BOSCH	08/93 → 12/00	SP-953	MD-9178	MD-111		
2500TDI CAV	08/93 → 12/00	SP-953	MD-9178	MD-195		
3000i 123KW	01/89 → 07/94	SP-953	MD-9178	SP-2003		
3000i 140KW	04/96 → 12/00	SP-953	MD-9178	SP-2061		
3000i 147KW	05/88 → 12/00	SP-953	MD-9178	SP-2003		

Xsara (97-05)

1400 HDi, 50kW	02/03 → 08/05	MD-509	MD-9756 MD-8486	FF-064	MS-6018 MS-6420	
----------------	---------------	--------	--------------------	--------	--------------------	--

Comments: For Dusty environments use MD-9756

1400i, 55KW	10/97 → 08/05	SP-943	MD-5070	SP-2061	MS-6018 MS-6420	
1500D 42KW	10/97 → 10/00	SP-943	MD-9488	SP-831	MS-6018 MS-6420	
1600i 16V,80kW	10/00 → 08/05	MD-425	MD-9476	SP-2061	MS-6018 MS-6420	
1600i, 65/66KW	10/97 → 12/00	SP-943	MD-5070	SP-2061	MS-6018 MS-6420	
1800 66-74KW	10/97 → 08/05	SP-943	MD-9250	SP-2061	MS-6018 MS-6420	
1800D 43KW	10/97 → 10/00	SP-943	MD-572	MD-069	MS-6018 MS-6420	
1800i 81KW 16V	10/97 → 09/00	SP-943	MD-9486	SP-2061	MS-6018 MS-6420	
1800TD 66KW	10/97 → 02/98	SP-943	MD-5034	MD-069	MS-6018 MS-6420	
	03/98 → 09/00	SP-943	MD-5122	MD-069	MS-6018 MS-6420	
1900D 50KW	04/96 → 09/00	SP-943	MD-572	MD-069	MS-6018 MS-6420	
1900D 55KW	01/98 → 09/00	SP-943	MD-572	MD-069	MS-6018 MS-6420	
1900D, 51KW	07/98 → 10/00	SP-943	MD-5126	MD-375	MS-6018 MS-6420	
1900TD 66KW	10/97 → 02/98	SP-943	MD-5034	MD-069	MS-6018 MS-6420	
	03/98 → 09/00	SP-943	MD-5122	MD-069	MS-6018 MS-6420	
2000 HDi 110, 801kW	06/01 → 08/05	SP-943	MD-9736	MD-393	MS-6018 MS-6420	
2000 HDi 80KW (Bosch Inj.)	02/99 → 08/05	SP-943	MD-9510	MD-393	MS-6018 MS-6420	
2000 HDi 80KW (Siemens Inj.)	06/01 → 08/05	SP-943	MD-9088	MD-493	MS-6018 MS-6420	
Comments: Siemens Injection System						
2000 HDi 90, 66kW	02/99 → 10/00	SP-943	MD-9510	MD-393	MS-6018 MS-6420	
	02/99 → 10/00	SP-943	MD-9774	MD-393	MS-6018 MS-6420	
Comments: In dusty environments use MD-9510						
	02/99 → 08/00	SP-943	MD-9774	MD-393	MS-6018 MS-6420	

Comments: In dusty environments use MD-9510

CITROEN

Xsara (97-05)

2000 HDi, 66KW	03/99 → 08/05	SP-943	MD-9088	MD-393	MS-6018 MS-6420
2000i 16V Coupe	10/00 → 05/05	SP-943	MD-9486	SP-2061	MS-6018 MS-6420
2000i 16V, 100KW	10/00 → 08/05	SP-943	MD-5126	SP-2061	MS-6018 MS-6420
	10/00 → 08/05	SP-943	MD-5126	SP-2061	MS-6018 MS-6420
2000i 16V, 120KW	10/97 → 09/99	SP-943	MD-5034	SP-2061	MS-6018 MS-6420

Xsara Picasso (99-10)

1600HDi 110, DV6TED4, 80 KW	03/04 → 04/10	MD-509	MD-8038	FF-064	MS-6223
1600HDi 90, DV6ATED4, 66 KW	09/05 → 04/10	MD-509	MD-8038	FF-064	MS-6223
1600i 16V, TU5JP4, 80 KW	09/05 → 04/10	MD-525	MD-8328	SP-2061	MS-6223
1600i, 66 KW	01/00 → 06/00	SP-943	MD-9476	SP-2061	MS-6223
1600i, 66KW	07/00 → 09/05	MD-425	MD-9476	SP-2061	MS-6223
1600i, TU5JP, 66 KW	07/00 → 06/04	MD-425	MD-9476	SP-2061	MS-6223
1600i, TU5JP, 70 KW	09/00 → 04/10	MD-425	MD-9476	SP-2061	MS-6223
1800i 16V, XU7JP4, 85kW	12/99 → 09/05	SP-943	MD-5126	SP-2061	MS-6223
2000 HDi, DW10ATED, 88kW	12/99 → 09/05	SP-943	MD-9736	MD-393	MS-6223
2000 HDi, DW10ATD, 66kW	02/99 → 09/05	SP-943	MD-9736	MD-393	MS-6223
Comments: in dusty environments use MD-9510					
2000 HDi, DW10ATD, 80 KW	01/01 → 09/05	SP-943	MD-690	MD-493	MS-6223
Comments: Siemens Injection System					
2000i 16V, RFN EW10, 100 KW	02/03 → 04/10	SP-943	MD-5126	SP-2061	MS-6223

ZX (91-98)

1100i, HDZ	01/91 → 06/97	SP-943	MD-5002	FF-009	
1100i, KDX	07/90 → 10/97	SP-943	MD-5070	FF-009	
1400i, TU3M	07/90 → 06/96	SP-943	MD-5070	SP-2024	
1600i, BFZ	07/96 → 10/97	SP-943	MD-5072	SP-2061	
1800i LfZ, 74KW	06/92 → 06/96	SP-943	MD-9250	SP-2024	
1800i, LFY, 81KW	07/96 → 10/97	SP-943	MD-9250	SP-2061	
1900D, 47-51KW	01/91 → 10/97	SP-943	MD-572	MD-069	
1900i, 88KW	01/91 → 06/96	SP-943	MD-5034	SP-2024	
	07/96 → 10/97	SP-943	MD-5034	SP-2061	
1900TD, 66KW	01/91 → 10/97	SP-943	MD-5034	MD-069	
2000i 16V, 110/112KW	06/92 → 06/96	SP-943	MD-5034	SP-2024	
2000i 16V, 110/120KW	07/96 → 10/97	SP-943	MD-5034	SP-2061	
2000i 8V, 89KW	07/92 → 06/96	SP-943	MD-9250	SP-2024	
	07/96 → 10/97	SP-943	MD-9250	SP-2061	

DACIA (RENAULT)

1000 Series 72-06

1210, 1.2	01/75 → 05/90	SP-806	MD-076	FF-009	
1300, 40kW	12/72 → 04/82	SP-806	MD-076	FF-009	
1304, 1.6 Pick-Up, 53kW	03/82 → 12/04	SP-806	MD-076	FF-009	
1304, F8Q, 45kW	01/86 → 12/06	SP-985		MD-093	
1305, 1.6, 53kW	01/89 → 12/04	SP-985	SP-806		
1305, 1.9 Diesel, F8Q, 45kW	01/92 → 12/06	SP-943		MD-093	
1307, 1.6, 53kW	01/92 → 12/04	SP-806	MD-076		
1307, 1.9 Diesel, F8Q, 45kW	01/99 → 12/06	SP-985		MD-093	
1310, 1.3, 40kW	05/82 → 12/94	SP-806	MD-076	FF-009	
1310, 1.4, 45kW	03/77 → 12/00	SP-806	MD-076		
1310, 1.4i, 45kW	06/00 → 12/06	SP-806		FF-032	
1310, 1.6, 53kW	01/93 → 12/00	SP-806	MD-076		
1310, 1.6i, 53kW	06/00 → 12/06			FF-032	
1325, 1.4, 45kW	01/89 → 12/96	SP-806	MD-076	FF-009	
1410, 1.4	05/82 → 12/96	SP-806	MD-076	FF-009	

Denem 81-84

DACIA (RENAULT)

Denem 81-84						
1300	08/81 → 09/84	SP-898	MD-076	FF-009		
Duster I 84-93						
1400, 46kW	11/84 → 09/93	SP-806	MD-390			
1600D BOSCH	01/84 → 09/93	SP-952	MD-9406	SP-966		
1600D CAV	11/84 → 09/93	SP-952	MD-9406	MD-093		
Duster II 10-						
1500 dCi, 63 KW	04/10 →	SP-1321	MD-9778	SP-1372	MS-6283	
1500 dCi, 79 KW	04/10 →	SP-1321		SP-1372	MS-6283	
1500 dCi, 81 KW	04/10 →	SP-1321		SP-1372	MS-6283	
1500 dCi, K9K894, 66 KW	10/10 →	SP-1321		SP-1372	MS-6283	
1600 16V, LPG K4M616, 74 KW	04/11 →	SP-1039	MD-9492		MS-6283	
1600i 16V, K4M606 K4M690, 77 KW	04/10 →	SP-1039	MD-9492		MS-6283	
2000 16V, F4R770M, 95 KW	04/10 →	SP-1039	MD-9492		MS-6283	
Lodgy (12-)						
1500 dCi, 79 KW	03/12 →	SP-1321		SP-1372		
1600 MPI 85, 61 KW	03/12 →	SP-946				
Logan (04-)						
1200 16V, DAF 732, 55 KW	02/06 →	SP-1306	MD-8222	SP-2061		
	10/09 →	SP-1306	MD-8222	SP-2061	MS-6283	
1400 Bifuel, K7J714, K7J 710, 55 KW	02/06 →	SP-946	MD-8076	SP-2061		
	10/09 →	SP-946	MD-8076	SP-2061	MS-6283	
1400i, K7J 710, 55 KW	09/04 →	SP-946	MD-8076	SP-2061		
	10/09 →	SP-946	MD-8076	SP-2061	MS-6283	
1500 dCi, K9K 790/792, 50 KW	03/05 → 09/09	SP-946	MD-9778	SP-1326 SP-1328		
Comments: SP-1326: With with water-sensor connection filtration system MAHLE, SP-1328: Without water sensor connection filtration system MAHLE.						
	10/09 →	SP-946	MD-9778	SP-1326 SP-1328	MS-6283	
Comments: SP-1326: With with water-sensor connection filtration system MAHLE, SP-1328: Without water sensor connection filtration system MAHLE.						
1500 dCi, K9K 796, 63 KW	09/07 →	SP-946		SP-1372		
Comments: SP-1372: With water drain plug (Delphi system)						
	09/09 →	SP-946		SP-1372	MS-6283	
Comments: SP-1372: With water drain plug (Delphi system)						
1500 dCi, K9K 892, 55 KW	10/10 →	SP-1321			MS-6283	
1500 dCi, K9K 892, 65 KW	10/10 →	SP-946		SP-1372	MS-6283	
Comments: SP-1372: With water drain plug (Delphi system)						
1600 16v, K4M696, K4M690, 77 KW	02/06 →	SP-946	MD-9492	SP-2061		
	10/09 →	SP-946	MD-9492	SP-2061	MS-6283	
1600 Bifuel, 62 KW	05/10 →	SP-946	MD-8076		MS-6283	
1600 MPI 85, K7M800, 62 KW	05/10 →	SP-946	MD-8076	SP-2061	MS-6283	
1600i, K7M 710, 64 KW	09/04 →	SP-946	MD-8076	SP-2061		
	10/09 →	SP-946	MD-8076	SP-2061	MS-6283	
Logan Combi (07-)						
1400, K7J 710, 55 KW	02/07 →	SP-946		SP-2061		
	10/11 →	SP-946	MD-8076	SP-2061	MS-6283	
	09/09 →	SP-946		SP-2061	MS-6283	
1500 dCi, K9K 792, 50 KW	02/07 →	SP-946	MD-9778	SP-1372		
Comments: SP-1372: With water drain plug (Delphi system)						
	09/09 →	SP-946	MD-9778	SP-1372	MS-6283	
Comments: SP-1372: With water drain plug (Delphi system)						
1500 dCi, K9K 796, 63 KW	09/07 →	SP-946	MD-9778	SP-1372		
Comments: SP-1372: With water drain plug (Delphi system)						
	09/09 →	SP-946	MD-9778	SP-1372	MS-6283	
Comments: SP-1372: With water drain plug (Delphi system)						
1500 dCi, K9K 892, 55 KW	05/10 →	SP-946	MD-9778	SP-1372	MS-6283	
Comments: SP-1372: With water drain plug (Delphi system)						
1500 dCi, K9K 892, 65 KW	05/10 →	SP-946	MD-9778	SP-1372	MS-6283	
Comments: SP-1372: With water drain plug (Delphi system)						
1600 16v, K4M 696, K7M 690, K4M 690, 77 KW	02/07 →	SP-946	MD-9492	SP-2061		
	09/09 →	SP-946	MD-9492	SP-2061	MS-6283	
1600 Flexifuel, K4M 694 K4M 690, 77 KW	11/09 →	SP-946	MD-9492		MS-6283	

DACIA (RENAULT)

Logan Combi (07-)

1600 LPG, K7M 710, 64 KW	11/08 →	SP-946				
	10/11 →	SP-946	MD-8076		MS-6283	
	09/09 →	SP-946			MS-6283	
1600 MPI 85, K7M 800, 62 KW	05/10 →	SP-946		SP-2061	MS-6283	
	10/11 →	SP-946	MD-8076	SP-2061	MS-6283	
1600, K7M 710, 64 KW	02/07 →	SP-946		SP-2061		
	09/09 →	SP-946		SP-2061	MS-6283	
	10/11 →	SP-946	MD-8076	SP-2061	MS-6283	

Logan Express (09-)

1400, K7J 710, 55 KW	03/09 →	SP-946		SP-2061		
	10/11 →	SP-946	MD-8076	SP-2061		
	09/09 →	SP-946		SP-2061	MS-6283	
1500 dCi, K9K 792, 50 KW	03/09 →	SP-946	MD-9778	SP-1372		
Comments: SP-1372: With water drain plug (Delphi system)						
	09/09 →	SP-946	MD-9778	SP-1372	MS-6283	
Comments: SP-1372: With water drain plug (Delphi system)						
1500 dCi, K9K 796, 63 KW	03/09 →	SP-946	MD-9778	SP-1372		
Comments: SP-1372: With water drain plug (Delphi system)						
	09/09 →	SP-946	MD-9778	SP-1372	MS-6283	
Comments: SP-1372: With water drain plug (Delphi system)						
1500 dCi, K9K 892, 55 KW	05/10 →	SP-946	MD-9778	SP-1372	MS-6283	
Comments: SP-1372: With water drain plug (Delphi system)						
1500 dCi, K9K 892, 65 KW	05/10 →	SP-946	MD-9778	SP-1372	MS-6283	
Comments: SP-1372: With water drain plug (Delphi system)						
1600 Bifuel, 62 KW	09/09 →	SP-946			MS-6283	
	10/11 →	SP-946	MD-8076		MS-6283	
1600 MPI 85, K7M 800, 62 KW	05/10 →	SP-946		SP-2061	MS-6283	
	10/11 →	SP-946	MD-8076	SP-2061	MS-6283	
1600, K7M 710, 64 KW	03/09 →	SP-946		SP-2061		
	10/11 →	SP-946	MD-8076	SP-2061		
	09/09 →	SP-946		SP-2061	MS-6283	

Logan Pick-Up (08-)

1400, K7J 710, 55 KW	01/09 →	SP-946		SP-2061		
	09/09 →	SP-946		SP-2061	MS-6283	
	10/11 →	SP-946	MD-8076	SP-2061	MS-6283	
1500 dCi, K9K 792, 50 KW	03/08 →	SP-946	MD-9778	SP-1372		
Comments: SP-1372: With water drain plug (Delphi system)						
	09/09 →	SP-946	MD-9778	SP-1372	MS-6283	
Comments: SP-1372: With water drain plug (Delphi system)						
1500 dCi, K9K 796, 63 KW	03/08 →	SP-946	MD-9778	SP-1372		
Comments: SP-1372: With water drain plug (Delphi system)						
	09/09 →	SP-946	MD-9778	SP-1372	MS-6283	
Comments: SP-1372: With water drain plug (Delphi system)						
1500 dCi, K9K 892, 55 KW	05/10 →	SP-946	MD-9778	SP-1372	MS-6283	
Comments: SP-1372: With water drain plug (Delphi system)						
1500 dCi, K9K 892, 65 KW	05/10 →	SP-946	MD-9778	SP-1372	MS-6283	
Comments: SP-1372: With water drain plug (Delphi system)						
1600 Bifuel, 62KW	05/10 →	SP-946			MS-6283	
	10/11 →	SP-946	MD-8076		MS-6283	
1600 MPI 85, K7M 800, 62 KW	05/10 →	SP-946		SP-2061	MS-6283	
	10/11 →	SP-946	MD-8076	SP-2061	MS-6283	
1600, K7M 710, 64 KW	03/08 →	SP-946		SP-2061		
	09/09 →	SP-946		SP-2061	MS-6283	
	10/11 →	SP-946	MD-8076	SP-2061	MS-6283	

Nova/Super Nova 96-03

1400i, E7J, 55KW	06/00 → 09/03	SP-956	MD-8076	SP-2061		
1400i, R524, 48KW	02/96 → 09/00	SP-806	MD-014	FF-009		
1600i, 53KW	06/00 → 09/03	SP-956	MD-8076	SP-2061		
1600i, R524, 53KW	02/96 → 09/00	SP-806	MD-014	FF-009		

PickUp/DoubleCab/DropSide 04-

DACIA (RENAULT)

PickUp/DoubleCab/DropSide 04-

1900 D, F8Q, 45kW	04/04 →	SP-956	MD-9632	MD-395 MD-377		
-------------------	---------	--------	---------	------------------	--	--

Comments: MD-395: BOSCH injection system, MD-377: CAV/Delphi injection system.

Sandero/Sandero Stepway 08-

1200i 16V, D4F, 55 KW	01/09 →	SP-1306	MD-8222	SP-2061	MS-6283	
1400 MPi, K7J710, 55 KW	05/08 →	SP-1039	MD-8076	SP-2061	MS-6283	
1500 dCi, K9K 790/792, 50 KW	01/09 →	SP-1039	MD-9778	SP-1326 SP-1328	MS-6283	

Comments: SP-1326: With water-sensor connection filtration system MAHLE, SP-1328: Without water-sensor connection filtration system MAHLE.

1500 dCi, K9K 796, 63 KW	01/09 →	SP-1321	MD-9778	SP-1326 SP-1328	MS-6283	
--------------------------	---------	---------	---------	--------------------	---------	--

Comments: SP-1326: With water-sensor connection filtration system MAHLE, SP-1328: Without water-sensor connection filtration system MAHLE.

1500 dCi, K9K 892, 55 KW	10/10 →	SP-1321		SP-1372	MS-6283	
--------------------------	---------	---------	--	---------	---------	--

Comments: SP-1372: With water drain plug (Delphi system).

1500 dCi, K9K 892, 65 KW	10/10 →	SP-1321		SP-1372	MS-6283	
--------------------------	---------	---------	--	---------	---------	--

Comments: SP-1372: With water drain plug (Delphi system).

1600 MPi, K7M 710, 64 KW	05/08 →	SP-1039	MD-8076	SP-2061	MS-6283	
--------------------------	---------	---------	---------	---------	---------	--

1600 MPi, K7M 800/718, 62 KW	10/10 →	SP-1039	MD-8076	SP-2061	MS-6283	
------------------------------	---------	---------	---------	---------	---------	--

Solenza 03-05

1400i, EJ7, 55 KW	06/03 → 05/05	SP-1039	MD-8076	SP-2061		
1900 D, F8Q, 45 KW	06/03 → 05/05	SP-1039	MD-9632	MD-395		

DAEWOO (CHEVROLET)

Aveo I (05-)

1200, 53 KW	02/06 →	SP-1008	MD-8010	SP-2170	MS-6320	
1200, 62 KW	04/08 →	SP-1367	MD-8010	SP-2170	MS-6320	
1400 16V, 74 KW	04/08 →	MD-619	MD-8010	SP-2170	MS-6320	
1500, F15S3, 62 KW	01/05 →	SP-935	MD-8010	SP-2170	MS-6320	

Aveo II (11-)

1200 LDC, 63 KW	03/11 →				MS-6398 MS-6398C	
1200 LWD, 51 KW	03/11 →				MS-6398 MS-6398C	
1300 D (T300), 55 KW	07/11 →	MD-637			MS-6398 MS-6398C	
1300 D (T300), 70 KW	07/11 →	MD-637			MS-6398 MS-6398C	
1400 LDD, 74 KW	03/11 →				MS-6398 MS-6398C	
1600 LDE, 85 KW	03/11 →	MD-619			MS-6398 MS-6398C	

Brougham I (91-95)

2000 LPG, Holden C20LE	09/91 → 12/95	SP-935				
2000i, Holden C20LE, 85 KW	09/91 → 12/95	SP-935		SP-2024		

Brougham II (96-)

2000i DOHC, 106 KW	01/96 →	SP-935				
2000i SOHC, 85 KW	01/96 →	SP-935				
2200i DOHC, 110 KW	01/96 →	SP-935				

Captiva I (06-)

2000 CDTI, Z20DM, 93 KW	11/06 →	MD-641	MD-8310	MD-577	MS-6371	
2000 CDTI, Z20DMH, 110 KW	09/06 →	MD-641	MD-8310	MD-577	MS-6371	
2400, Z24XE, 100 KW	09/06 → 03/11	SP-935	MD-8310		MS-6371	
3200 V6, Z32SE, 167 KW	09/06 →		MD-8310		MS-6371	

Captiva II (11-)

2200 CDTI, A22DM, 135 KW	03/11 →		MD-8310		MS-6371	
2200 CDTI, LNQ, 120 KW	03/11 →		MD-8310		MS-6371	
2400, LES, 123 KW	03/11 →		MD-8310		MS-6371	
3000 V6, LF1, 190 KW	03/11 →		MD-8310		MS-6371	








Cielo (94-)








DAEWOO (CHEVROLET)

Cielo (94-)						
1500i SOCH, GM G15MF, 57 KW	08/94 →	SP-935	MD-9052	SP-2083		
Cruze (09-)						
1600, 83 KW	03/09 →	SP-935	MD-8530		MS-6398	MS-6398C
1600, 91 KW	01/11 → 01/00	MD-619	MD-8308		MS-6398	MS-6398C
1700 CDTi, 96 KW	02/12 →	MD-655	MD-8538	MD-653	MS-6398	
1800, 104 KW	03/09 →	MD-619	MD-8530		MS-6398	MS-6398C
2000 CDi, 120 KW	01/11 →	MD-641	MD-8538		MS-6398	MS-6398C
2000 CDi, 92 KW	05/09 →	MD-641	MD-8538		MS-6398	MS-6398C
2000 Turbodiesel, 110 KW	03/09 →	MD-641	MD-8538		MS-6398	MS-6398C
Epica (06-)						
2000i 24V, 105 KW	06/06 →		MD-8390	SP-2060	MS-6408	
2000 VDCI Diesel, 110 KW	02/07 →	MD-641		MD-577	MS-6408	
2500i 24V, 115 KW	06/06 →		MD-8390	SP-2060	MS-6408	
Espero						
1500i 66KW	03/95 →	SP-935	MD-9052	SP-2083		
1800i 66KW	03/95 →	SP-935	MD-9052	SP-2083		
1800i 70KW	03/95 →	SP-935	MD-9052	SP-2083		
2000i 77KW	03/95 →	SP-935	MD-9052	SP-2083		
Evanda						
2000i 16V, 96 KW	03/05 →	SP-935	MD-8390	SP-2060	MS-6408	
Kalos						
1200, B12S1, 53 KW	03/03 →	SP-1008	MD-8010	SP-2060	MS-6320	
1400 16V, F14D3, 69 KW	03/03 →	SP-935	MD-8010	SP-2060	MS-6320	
1400, F14S3, 61 KW	09/02 →	SP-935	MD-8010	SP-2060	MS-6320	
Korando						
2000i 16V, 94 KW	11/98 →	MD-341			MS-6356	
2300i, 105 KW	01/99 →	MD-341			MS-6356	
2900 D,MB-OM662, 72 KW	01/99 →	MD-249	MD-9556	SP-1038 FF-015	MS-6356	
2900 TD, MB-OM60129TD, 88 KW	11/98 →	MD-249		SP-1038 FF-015	MS-6356	
3200 , MB-M104.995, 156 KW	01/99 →	MD-341			MS-6356	
Lacetti						
1400 16V, F14D3, 70 KW	03/04 →	SP-935	MD-8124	SP-2060	MS-6386	
1600 16V,F16D3, 80 KW	03/04 →	SP-935	MD-8124	SP-2060	MS-6386	
1800 16V,T18SED, 90 KW	03/04 →	SP-935	MD-8124	SP-2060	MS-6386	
2000 Diesel, 89 KW	02/07 →	MD-641		MD-577	MS-6386	
Lanos						
1300i, A 14 SMS, 55 KW	07/97 →	SP-935	MD-9668	SP-2060		
1500i, A 15 SMS, 63 KW	07/97 →	SP-935	MD-9668	SP-2060		
1600i 16V, A 16 DMS, 78 KW	07/96 →	SP-935	MD-9668	SP-2060		
Le Mans						
1500i	03/94 → 10/96	SP-935				
Leganza						
1800i 100KW	07/96 →	SP-935	MD-9672		MS-6801	
2000i 85KW	07/96 →	SP-935	MD-9672	SP-2060	MS-6801	
2000i 98KW 16V	07/96 →	SP-935	MD-9672	SP-2060	MS-6801	
Malibu						
2400, LE9, 123 KW	03/11 →		MD-8460		MS-6398	MS-6398C
Matiz						
1000,KLYA, 47 KW	01/03 → 01/05	SP-1008	MD-9666			

DAEWOO (CHEVROLET)

Matiz						
800, 37 KW	09/98 → 05/05	SP-1008	MD-9666	SP-2060		
Matiz NEW						
1000, 47 KW	03/05 →	SP-1008	MD-8204	SP-2134	MS-6328	
1000, 49 KW	06/05 →	SP-1008	MD-8204	SP-2134	MS-6328	
800i, F8CV, 38 KW	06/05 →	SP-1008	MD-8204	SP-2134	MS-6328	
New Brougham						
2000i	01/96 →	SP-935				
2200i	01/96 →	SP-935				
Nexia						
1500i 44-55KW	03/95 →	SP-935	MD-9052	SP-2083		
1500i 66KW 16V	03/95 →	SP-935	MD-9052	SP-2083		
1800i 74KW	09/94 →	SP-935	MD-9052	SP-2083		
Nubira						
1500i, DOCH (KLAJ), 81 KW	11/96 → 07/03	SP-935			MS-6144	
1500i, SOHC (KLAJ), 81 KW	11/96 → 07/03	SP-935			MS-6144	
1600 16V, F16D3, 80 KW	07/03 →	SP-935	MD-8124		MS-6386	
1600i 16V,A6 DMS, 78 KW	11/96 → 07/03	SP-935	MD-9670	SP-2060	MS-6144	
1800 16V, T18SED, 90 KW	07/03 →	SP-935	MD-8124		MS-6386	
1800i, DOHC,100 KW	11/96 → 07/03	SP-935			MS-6144	
2000i 16V, X20 SED, 98 KW	11/96 → 07/03	SP-935	MD-9670	SP-2060	MS-6144	
Orlando						
1800, 104Kw	03/11 →	MD-619	MD-8530		MS-6398	
					MS-6398C	
2000D, 120Kw	03/11 →		MD-8538	MD-653	MS-6398	
					MS-6398C	
2000D, 96Kw	03/11 →		MD-8538	MD-653	MS-6398	
					MS-6398C	
Prince I						
1800i, Holden C18 LE,78 KW	09/92 → 03/96	SP-935		SP-2024		
2000i, Holden C20 LE,85 KW	01/91 → 03/96	SP-935		SP-2024		
2000i, LPG, Holden C20 LE	01/91 → 03/96	SP-935		SP-2024		
Prince II						
1800i SOHC, 81 KW	04/96 →	SP-935				
1800i, DOHC, 101 KW	04/96 →	SP-935				
2000i DOHC, 106 KW	04/96 →	SP-935				
2000i LPG SOHC,	04/96 →	SP-935				
2000i, 85 KW	04/96 →	SP-935				
Rexton						
2900 TD, MB OM601-29, 88 KW	04/02 →	MD-249		SP-1038		
3200 V6, MB M104, 162 KW	04/02 →	MD-341		SP-2003		
Rezzo						
1600i, A16DMS, 77 KW	09/00 →	SP-935	MD-8126	SP-2060		
1800i, 66 KW	09/00 →	SP-935	MD-8126	SP-2060		
1800i, A18DMS, 72 KW	09/00 →	SP-935	MD-8126	SP-2060		
2000i, X20SED, 89 KW	09/00 →	SP-935	MD-8126	SP-2060		
Spark (10-)						
1000, 50 KW	03/10 →	SP-1367	MD-8520		MS-6415	
1200, 60 KW	03/10 →	SP-1367	MD-8520		MS-6415	
Tacuma						
1600 77KW	09/00 →	SP-935	MD-8126	SP-2060	MS-6270	
1800 66KW	09/00 →	SP-935	MD-8126	SP-2060	MS-6270	
1800 72KW	09/00 →	SP-935	MD-8126	SP-2060	MS-6270	
2000 89KW	09/00 →	SP-935	MD-8126	SP-2060	MS-6270	
Tico						
800 35KW	02/95 →	SP-917	MD-9678			
Volt (11-)						
1400, A14XFL, 63 kW	10/11 →	SP-1275	MD-8614		MS-6398	
					MS-6398C	

		 OIL	 AIR	 FUEL	 CABIN	 OTHER
DAIHATSU						
Applause						
1600 2WD	01/89 → 12/93	SP-1008	MD-212	FF-030		
1600i 2WD	03/89 →	SP-1008	MD-9140	SP-2033		
1600i 4WD	01/89 →	SP-1008	MD-9140	SP-2033		
Bus Wide S65						
550 20KW	01/79 → 12/85	SP-917	MD-9082	FF-004		
Bus Wide S70						
850 29KW	05/82 → 12/85	SP-917	MD-9082	FF-004		
Bus Wide S75						
1000 33KW	12/82 → 12/85	SP-917	MD-9082	FF-004		
Charade I (77-)						
G 10/G20 1000	01/78 → 09/80	SP-917	MD-024	FF-004		
	10/80 → 01/83	SP-917	MD-582	FF-004		
G 11 1000	02/82 → 01/87	SP-917	MD-024	FF-030		
G 11 1000T	01/84 → 01/87	SP-917	MD-9080			
G100 1000	02/86 → 03/93	SP-1008	MD-114	FF-030		
G100 1000 GT	02/86 → 03/93	SP-1008	MD-9140	SP-2030		
G100 1000T	02/86 → 03/93	SP-1008	MD-9140	SP-2030		
G1000	01/03 →	SP-1008				
G102 1300	01/88 → 03/93	SP-1008	MD-9140	SP-2030		
G200 1300i	01/92 → 03/96	SP-1008	MD-9140	SP-2031		
G200 1300i	03/96 →	SP-1008	MD-9140	SP-2118		
G200 1500i	03/96 →	SP-1008	MD-9140	SP-2118		
G201 1500i	08/93 → 03/96	SP-1008	MD-9140	SP-2031		
G203 1600 GTI	03/93 → 03/96	SP-1008	MD-9140	SP-2031		
Charade II (11-)						
1330 Dual VVT-C, 73 KW	05/11 →		MD-9592		MS-6368	
Charmant						
A35 1300	12/81 → 01/84	SP-894	MD-344	FF-004		
A45 1600	12/81 → 01/84	SP-836	MD-046	FF-004		
A60 1600	09/82 →	SP-917	MD-424	FF-011		
Copen						
1300 16V, K3-VE, 64 Kw	03/06 →	SP-1008	MD-8510			
Cuore						
1000, 43KW	05/03 →	SP-1008	MD-8340	SP-2117		
1000, 51KW	04/07 →	SP-1008	MD-8450	SP-2117	MS-6273	
L111S 660	08/89 → 12/93	SP-1008	MD-9910			
L200S 660	03/90 → 12/93	SP-1008	MD-9910			
L201 800	03/90 → 12/93	SP-1008	MD-9910			
L210V 660 4WD	03/90 → 12/93	SP-1008	MD-9910			
L501 800i 32KW	02/95 →	SP-1008	MD-9140			
L55 550	08/80 → 01/85	SP-917	MD-100	FF-030		
L60 600	09/81 → 01/85	SP-917	MD-100			
L701 1000i	12/97 →	SP-1008	MD-9568			
L80 800	08/85 → 01/90	SP-1008	MD-018			
Delta						
1800D	04/82 → 08/86	SP-836	MD-174	SP-969		
2000D	04/82 →	SP-836	MD-174	SP-969		
2000TD	01/85 →	SP-836		SP-969		
2500D	08/77 →	SP-922	MD-510K	SP-903		
2800D	02/82 → 12/82	SP-922	MD-510K	SP-902		
	01/84 →	SP-922	MD-510K	SP-970		
3000D	03/75 → 12/81	SP-920	MD-194	SP-902		
	01/83 →	SP-920	MD-194	SP-921		
3400D	08/80 → 12/86	SP-920	MD-194	SP-921		
3700D	01/88 →		MD-194	SP-921		
Feroza						
1600	01/89 →	SP-1008	MD-9916			
1600i	01/89 →	SP-1008	MD-9878	SP-2031		

		 OIL	 AIR	 FUEL	 CABIN	 OTHER
DAIHATSU						
Freeclimber						
1600i	02/93 →	MD-265	MD-9086	SP-2023		
Grand Move						
1500i 16V 66KW	09/96 →	SP-1008	MD-9140	SP-2118		
1600i 16V 67KW	09/96 →	SP-1008	MD-9140	SP-2118		
Hijet						
0850 29KW	07/86 → 12/92	SP-1008	MD-9156	FF-004		
1000 33KW	07/86 → 12/92	SP-917	MD-9156	FF-004		
1000 33KW 4WD	07/86 → 12/89	SP-917	MD-9156			
1000i 35KW	11/92 →	SP-1008	MD-9596			
1200D 19KW	02/96 → 04/98	SP-989	MD-9336	SP-966		
1200D 26KW	04/94 → 04/98		MD-9336			
1300i 16V 48KW	01/98 →	SP-1008	MD-9566			
660 (S200P)	03/94 → 05/98	SP-1008	MD-5240			
S85 1000	01/92 →	SP-1008	MD-9156			
Materia (07-)						
1300 16V, K3-VE, 67 KW	02/07 →	MD-581	MD-8240			
Move L601						
900 31KW	09/96 → 11/97	SP-1008				
Move L901						
1000i 41KW	12/97 →	SP-1008	MD-9568			
Rocky						
2000/2000i F80/F85	01/84 → 04/92	SP-894	MD-188			
2800D F70/F75	01/84 → 04/92	SP-922	MD-510K	SP-970		
2800D F70/F75/F77 54KW	04/92 →	SP-937	MD-510K	SP-903		
2800TD F73/F78 75KW	04/92 →	SP-937	MD-510K	SP-903		
2800TD F75 67KW	04/84 → 04/92	SP-922	MD-510K	SP-970		
2800TD F98 75KW	04/92 →	SP-836	MD-188	SP-903		
2800TDI F70 Intercooler 70-75KW	01/91 →	SP-937	MD-510K	SP-970		
Rush						
1500	01/07 →	SP-1008	MD-8372			
Sirion I (98-05)						
1000i, EJ-DE, 41 KW	06/98 → 09/00	SP-1008	MD-9568			
1000i, EJ-VE, 43 KW	08/00 → 01/05	SP-1008	MD-9568			
1300i, Sport KE-VE2, 75 KW	07/00 → 01/05	SP-1008	MD-9568			
Sirion II (05-)						
1000, 1KR-FE, 51 KW	01/05 →	MD-581	MD-9682		MS-6378	
1300, 64 KW	01/05 →	MD-581			MS-6378	
1300, 67 KW	03/08 →	MD-581			MS-6378	
1500 16V, 67 KW	09/07 →				MS-6378	
Sparcar						
alle	01/78 → 01/79	SP-917	MD-9866			
Storia						
1000i 40KW	03/98 →					
Terios						
1300 EFi, K3-VE, 63KW	10/00 → 04/06	SP-1008	MD-9604	SP-2117		
1300i, HCEJ, 61 KW	10/97 → 12/00	SP-1008	MD-9564	SP-2117		
Terios New						
1500, 16V, 77 KW	05/06 →	SP-1008	MD-8240		MS-6273	
Trevis						
1000	08/06 →	SP-1008	MD-8340			
Valera G203						
1500i 16V 66KW	01/95 →	SP-1008	MD-9140	SP-2030		
1500i 55KW	01/94 → 12/96	SP-1008	MD-9140	SP-2118		
Wildcat						
1600 F20/F25	08/77 → 04/84	SP-894	MD-226			
2500D F50/F55	08/77 → 04/84	SP-922	MD-510K	SP-903		
2800D F60/F65	01/83 → 04/84	SP-922	MD-510K	SP-903		
YRV (00-)						

DAIHATSU

YRV (00-)

1000, 43KW	02/01 →	SP-1008	MD-9668	SP-2117		
1300 (2WD), (K3-VE), 64KW	02/01 →	SP-1008	MD-8148	SP-2117		
1300 (4WD), (K3-VET), 64KW	02/01 →	SP-1008	MD-8148	SP-2117		
1300 GTi, 95KW	07/02 →	SP-1008	MD-8138	SP-2117		
1300,(K3-VE), 64KW	02/01 →	SP-1008	MD-8138	SP-2117		

DODGE

Avenger

2000 CDR, 103 KW	08/07 →	MD-437		SP-1371	MS-6381C	
2000, 115 KW	08/07 →				MS-6381C	
2400, ED3, 129 KW	08/07 →				MS-6381C	
2700 Flex-Fuel, 139 KW	06/07 →	SP-1084			MS-6381C	
2700, EER, 137 KW	06/07 →	SP-1084			MS-6381C	

CALIBER (06-)

1800 16V, EBA, 110Kw	07/06 →		MD-8496		MS-6381C	
2000 16V, ECN, 115Kw	07/06 →		MD-8496		MS-6381C	
2000CRD, 88Kw	07/06 →			SP-1371	MS-6381C	
2000CRD, ECB, 103Kw	07/06 →			SP-1371	MS-6381C	
2200CRD, ENE, 120Kw	04/10 →	MD-683		SP-1370	MS-6381C	
2400 16V, 125Kw	07/06 →		MD-8496		MS-6381C	

JOURNEY (08-)

2000CRD, ECE, 103Kw	06/08 →	MD-437		SP-1371	MS-6381C	
2400, ED3, 129Kw	06/08 →				MS-6381C	
2700 V6, EER, 136Kw	06/08 →				MS-6381C	
3500, EGF, 173Kw	06/08 →				MS-6381C	

NITRO (07-)

2800CRD, 130Kw	05/07 →				MS-6389	
3700 V6, EKG, 151Kw	06/07 →				MS-6389	
4000 V6, EKG, 191Kw	05/07 →	SP-977			MS-6398	

FIAT

1100T/110TN (53-70)

1100	07/53 → 12/70	MD-017A	MD-034	FF-012		
	07/53 → 12/70	MD-017A	MD-034	FF-012		

124 (66-76)

1200	02/73 → 07/75	SP-928	MD-024	FF-010		
	07/66 → 05/73	SP-928	MD-024	FF-010		
	04/67 → 05/73	SP-928	MD-024	FF-010		
1400 Spyder	01/66 → 01/70	SP-910	MD-034	FF-009		
1400, Sport, Spyder, Coupe	01/70 → 07/75	SP-907	MD-024	FF-009		
1500 Special	01/69 → 01/74	SP-907	MD-024	FF-009		
	11/71 → 02/76	SP-907	MD-024	FF-009		
1600 Sport	11/71 → 10/73	SP-864	MD-024	FF-010		
1800 Sport	01/73 → 02/76	SP-928	MD-024	FF-010		
1800, Sport, Spyder, Coupe	01/70 → 07/75	SP-907	MD-024	FF-009		
2.0i Spyder	01/71 → 07/75	SP-824	MD-9400	FF-009		

125P








1300	06/67 →	SP-850				
1300 Bypass/Nebenstromfilter	06/67 →	SP-843				
1500	06/71 →	SP-850	MD-024			
1500 Bypass/Nebenstromfilter	06/71 →	SP-843	MD-024			





126 (72-00)






600 17KW	08/72 → 12/77		MD-590	FF-009		
650 17/22KW	08/77 → 10/86		MD-590	FF-009		
650 18KW	07/94 → 09/00		MD-9046	FF-009		
700 19KW	09/86 → 12/92		MD-9046	FF-009		

127 (71-86)

1050 37/41KW	01/77 → 08/84	SP-927	MD-044	FF-009		
--------------	---------------	--------	--------	--------	--	--

		 OIL	 AIR	 FUEL	 CABIN	 OTHER
FIAT						
127 (71-86)						
1050 51KW	06/78 → 11/81	SP-927	MD-214	FF-009		
1300 55KW	06/78 → 07/82	SP-927	MD-574	FF-009		
1300D	02/79 → 08/84	SP-858	MD-5008	SP-966		
900	08/71 → 03/80	SP-910	MD-044	FF-009		
	04/80 → 09/82	SP-927	MD-044	FF-009		
128/128S/Berlinetta/Coupe(70-)						
1100/1300	01/69 → 06/80	SP-907	MD-044	FF-009		
	08/75 → 09/79	SP-927	MD-214	FF-009		
	01/72 → 09/75	SP-927	MD-214	FF-009		
	01/72 → 09/75	SP-927	MD-214	FF-009		
131/131S (72-87)						
1300	06/75 → 03/80	SP-907	MD-244	FF-009		
	04/80 → 06/80	SP-824	MD-244	FF-009		
	07/80 → 07/84	SP-824	MD-536	FF-009		
	01/77 → 03/80	SP-906	MD-024	FF-009		
	04/80 → 07/84	SP-824	MD-024	FF-009		
1400	07/80 → 07/84	SP-824	MD-536	FF-009		
1600	06/75 → 03/80	SP-906	MD-244	FF-009		
	04/80 → 06/80	SP-824	MD-244	FF-009		
	07/80 → 07/84	SP-824	MD-536	FF-009		
	01/77 → 03/80	SP-906	MD-024	FF-009		
	04/80 → 07/84	SP-824	MD-024	FF-009		
2000	06/78 → 07/84	SP-906	MD-024	FF-009		
2000D	04/78 → 07/84	SP-816	MD-5008	MD-093		
2000i	06/78 → 07/84	SP-906	MD-9400	FF-009		
2500D	04/78 → 07/84	SP-816	MD-5008	MD-093		
132 (72-82)						
1600	04/72 → 05/80	SP-906	MD-024	FF-009		
1800	04/72 → 05/80	SP-906	MD-024	FF-009		
2000	04/72 → 05/80	SP-906	MD-024	FF-009		
2000D	09/77 → 12/81	SP-816	MD-5008	MD-093		
2000i	11/79 → 03/80	SP-906	MD-9400	FF-009		
	04/80 → 12/81	SP-824	MD-9400	FF-009		
2500D	09/77 → 12/81	SP-816	MD-5008	MD-093		
147 (71-86)						
1100	01/72 → 12/86	SP-824	MD-044	FF-009		
238/238E (66-82)						
1400	06/76 → 06/82	SP-928				
	09/66 → 06/76	SP-928				
241 (64-78)						
1500	01/64 → 12/78	SP-824	MD-034	FF-009		
1900 D	01/64 → 12/78	SP-802	MD-326	MD-093		
242/242E (75-85)						
1600	10/75 → 07/82	SP-928	MD-244			
1900	10/75 → 07/82	SP-928				
2200 D	10/75 → 08/80	SP-897		MD-101		
500 L (12-)						
1300 D Multijet 16V, 70 KW	09/12 →		MD-8594		MS-6302	
1400, 70 KW	09/12 →	SP-1001	MD-8018			
900, 77 KW	09/12 →					
500 New (07-)						
1200, 169A4.000, 51 KW	07/07 →	SP-1001	MD-8184		MS-6302	
1300 JTD 16V, 169A1.000, 55 KW	07/07 →	MD-547 MD-537	MD-8094	MD-577	MS-6302	
1300 JTD 16V, 70 KW	01/10 →	MD-637	MD-8524		MS-6302	
1400 16V, 169A6.000, 74 KW	10/07 →	SP-1001	MD-8422		MS-6302	
1400 16V, Abarth (Asseto Corse), 140 KW	08/08 →	MD-537			MS-6302	
1400 16V, Abarth Essesse, 118 KW	08/08 →	MD-537			MS-6302	

		 OIL	 AIR	 FUEL	 CABIN	 OTHER
FIAT						
500 New (07-)						
1400 16V, Abarth Turbo C, 103 KW	07/08 →	MD-537			MS-6302	
1400 16V, Abarth(Tributo Ferrari /3RT/ Comp.)132 KW	07/08 →	MD-537			MS-6302	
1400 Abarth Turbo, 99 KW	07/08 →	MD-537			MS-6302	
900 Twin Air Turbo, 63 KW	08/10 →		MD-8522		MS-6302	
500/Giardiniera (60-82)						
500	01/60 → 12/75		MD-034	FF-009		
	01/60 → 12/75		MD-034	FF-009		
600 R	01/72 → 12/76		MD-034	FF-009		
600T/750 (55-69)						
600	01/55 → 12/69		MD-082	FF-009		
750	01/66 → 01/69		MD-058	FF-009		
850/Coupe/Spyder (64-72)						
800	07/64 → 10/72		MD-058	FF-009		
800 GB	03/68 → 10/72		MD-058	FF-009		
800 Spyder	10/65 → 10/68		MD-058	FF-009		
900 Sport	02/68 → 10/72		MD-058	FF-009		
900 Sport Spyder	01/64 → 12/72		MD-058			
900T (78-86)						
900	01/78 → 01/86	SP-927	MD-5008	FF-009		
Albea (02-)						
1200 16V	03/02 →	SP-1001	MD-9716	SP-2125	MS-6361	
1200 8V	03/02 →	SP-1001	MD-9716	SP-2125	MS-6361	
1300 JTD 16V	03/04 → 12/04	MD-537	MD-8094	MD-577	MS-6361	
	01/05 →	MD-547	MD-8094	MD-577	MS-6361	
1400, 57kW	03/05 →	SP-1001	MD-537	SP-2125	MS-6361	
1600 16V	03/02 →	SP-940	MD-9716	SP-2125	MS-6361	
Argenta (78-87)						
1600	03/80 → 12/85	SP-824	MD-024			
2000	03/80 → 12/85	SP-824	MD-024			
2000 Volumex	08/81 → 12/85	SP-824	MD-9102			
2000D	03/80 → 12/85	SP-816	MD-5008	MD-093		
2000i	03/80 → 12/85	SP-824	MD-9400	SP-2001		
2500D	05/80 → 12/85	SP-906	MD-5008	MD-093		
2500TD BOSCH	07/82 → 12/85	SP-990	MD-5018	SP-966		
2500TD CAV	07/82 → 12/85	SP-990	MD-5018	MD-093		
Barchetta (95-05)						
1700i 16V	03/95 → 07/05	SP-940	MD-9518	SP-2060	MS-6112	
1800i 16V, 96kW	04/94 → 07/05	SP-940	MD-9518	SP-2060	MS-6112	
Brava (95-01)						
1400i 55-59KW	10/94 → 12/01	SP-940	MD-9328	SP-2060	MS-6123	
1600i 66-76KW	10/94 → 12/01	SP-940	MD-9328	SP-2060	MS-6123	
1800i GT 83KW	10/94 → 12/01	SP-1076	MD-9328	SP-2060	MS-6123	
1900JTD 74KW	10/00 → 12/01	SP-1077	MD-9328	SP-1239	MS-6123	
1930D 48KW	10/94 → 12/01	SP-907	MD-9328	SP-966	MS-6123	
1930JTD 77KW	03/98 → 03/99	SP-1077	MD-9328	SP-966	MS-6123	
	04/98 → 12/01	SP-1077	MD-9328	SP-966	MS-6123	
1930TDS 55KW	03/96 → 03/99	SP-940	MD-9328	SP-966	MS-6123	
1930TDS 73KW	03/96 → 03/99	SP-940	MD-9328	SP-966	MS-6123	
Bravo I (95-01)						
1200 16V, 59kW	10/00 → 12/01	SP-1001	MD-9328	SP-2060	MS-6123	
1200 16V, 60kW	12/98 → 12/00	SP-1001	MD-9328	SP-2060	MS-6123	
1400i, 55-59KW	10/94 → 12/01	SP-940	MD-9328	SP-2060	MS-6123	
1600i, 66-76KW	10/94 → 12/01	SP-940	MD-9328	SP-2060	MS-6123	
1800i GT, 83KW	10/94 → 12/01	SP-1076	MD-9328	SP-2060	MS-6123	
1900JTD, 74KW	10/00 → 12/01	SP-1077	MD-9328	SP-1239	MS-6123	
1930D, 48KW	10/94 → 12/01	SP-907	MD-9328	SP-966	MS-6123	
1930JTD, 77KW	03/98 → 03/99	SP-1077	MD-9328	SP-966	MS-6123	
	04/98 → 12/01	SP-1077	MD-9328	SP-966	MS-6123	

		 OIL	 AIR	 FUEL	 CABIN	 OTHER
FIAT						
Bravo I (95-01)						
1930TDS, 55KW	03/96 → 02/98	SP-940	MD-9328	SP-966	MS-6123	
1930TDS, 73KW	03/96 → 02/98	SP-940	MD-9328	SP-966	MS-6123	
2000i HGT 20V, 108kW	10/95 → 12/01	SP-1077	MD-9328	SP-2060	MS-6123	
2000i HGT 20V, 113 kW	07/98 → 12/01	SP-1077	MD-9328	SP-2060	MS-6123	
Bravo II (07-)						
1400 16V, 66kW	03/07 →	SP-1001	MD-8018		MS-6241	
1400 Turbo T-Jet, 110KW	06/07 →	SP-1001	MD-8424		MS-6241	
1400 Turbo T-Jet, 88KW	09/07 →	SP-1001	MD-8424		MS-6241	
1400 Turbo T-Jet, Multiair, 103 KW	06/10 →	MD-537	MD-8424		MS-6241	
1600 D Multijet, 77KW	03/08 →	MD-637	MD-8424		MS-6241	
Comments: MD-637 is for vehicles without start-stop system						
1600 D Multijet, 88KW	03/08 →	MD-637	MD-8424		MS-6241	
Comments: MD-637 is for vehicles without start-stop system						
1600 M-Jet 16V, 88KW	02/08 →	MD-637	MD-8018		MS-6241	
1900 JTD 120, 88KW	03/07 → 06/08	SP-1039	MD-8018		MS-6241	
1900 JTD 150, 110KW	03/07 → 01/09	SP-1039	MD-8018		MS-6241	
1900 JTD 90, 66KW	03/07 →	SP-1039	MD-8018		MS-6241	
2000 D M-Jet 16V, 121KW	10/08 →	MD-637	MD-8018		MS-6241	
Campagnola (74-89)						
1900D	01/72 → 10/89	SP-816	MD-5018	MD-093		
2000	01/72 → 10/89	SP-906	MD-5018	FF-009		
2500D	01/79 → 10/89	SP-858	MD-120K	MD-093		
Cinquecento (91-98)						
1100i Sporting, 40KW	10/93 → 03/98	SP-940	MD-9268	SP-2024		
700, 22KW	01/95 → 03/98	SP-910	MD-9434	SP-2024		
704, 22KW	03/92 → 03/98	SP-898	MD-9434	FF-009		
704i, 23KW	01/92 → 03/98	SP-898	MD-9434	SP-2024		
900, 29KW	01/97 → 03/98	SP-910	MD-9434	SP-2024		
903i, 30KW	03/92 → 03/98	SP-910	MD-9434	SP-2024		
Citivan (84-88)						
1100	11/86 → 12/88	SP-928	MD-5008	FF-009		
1700D	11/86 → 09/88	SP-907	MD-9024	SP-966		
	10/84 → 12/88	SP-907	MD-9054	SP-966		
Coupe (94-00)						
1800i 16V 96KW	03/96 → 08/00	SP-1076	MD-9214	SP-2060	MS-6013	
	03/96 → 08/00	SP-1076	MD-9214	SP-2060	MS-6013	
Comments: With A/C						
2000i 16V 102/104KW	02/94 → 09/96	SP-910	MD-9214	SP-2002	MS-6013	
Comments: -						
	02/94 → 09/96	SP-910	MD-9214	SP-2002	MS-6013	
Comments: With A/C						
2000i 16V Turbo 143KW	02/94 → 09/96	SP-910	MD-9214	SP-2002	MS-6013	
	02/94 → 09/96	SP-910	MD-9214	SP-2002	MS-6013	
Comments: With A/C						
2000i 20V 108KW	09/96 → 08/00	SP-1077	MD-9214	SP-2060	MS-6013	
	09/96 → 08/00	SP-1077	MD-9214	SP-2060	MS-6013	
Comments: With A/C						
2000i 20V Turbo 162KW	09/96 → 08/00	SP-1077	MD-9214	SP-2060	MS-6013	
	09/96 → 08/00	SP-1077	MD-9214	SP-2060	MS-6013	
Comments: With A/C						
Croma (85-96)						
1600 CHT	01/86 → 01/92	SP-824	MD-5020	FF-009		
	01/86 → 01/92	SP-824	MD-5020	FF-009	MS-6014	
Comments: With A/C						
1930TD	01/88 → 01/91	SP-907	MD-5048	SP-966		
	01/88 → 01/91	SP-907	MD-5048	SP-966	MS-6014	
Comments: With A/C						
2000 CHT	01/86 → 01/92	SP-824	MD-5020	FF-009		
	01/86 → 01/92	SP-824	MD-5020	FF-009	MS-6014	
Comments: With A/C						

FIAT

Croma (85-96)








2000i Turbo	01/91 → 08/96	SP-910	MD-9064	SP-2002		
	01/86 → 12/89	SP-910	MD-9064	SP-2080		
	01/91 → 08/96	SP-910	MD-9064	SP-2002	MS-6014	
Comments: With A/C						
	01/86 → 12/89	SP-910	MD-9064	SP-2080	MS-6014	
Comments: With A/C						
2000i Turbo KAT	01/91 → 08/96	SP-910	MD-9064	SP-2022		
	01/91 → 08/96	SP-910	MD-9064	SP-2022	MS-6014	
Comments: With A/C						
2000ie BOSCH Inj.	02/91 → 01/92	SP-910	MD-9064	SP-2002		
	02/91 → 01/92	SP-910	MD-9064	SP-2002	MS-6014	
Comments: With A/C						
2000ie BOSCH Inj. KAT	02/91 → 01/92	SP-910	MD-9064	SP-2022		
	02/91 → 01/92	SP-910	MD-9064	SP-2022	MS-6014	
Comments: With A/C						
2000ie Weber Inj.	01/86 → 01/92	SP-910	MD-5020	SP-2022		
	01/86 → 01/92	SP-910	MD-5020	SP-2022	MS-6014	
Comments: With A/C						
2000TD	02/91 → 01/92	SP-907	MD-5048	SP-966		
	02/91 → 01/92	SP-907	MD-5048	SP-966	MS-6014	
Comments: With A/C						
2500D	01/86 → 01/92	SP-990	MD-5020	SP-966		
	01/86 → 01/92	SP-990	MD-5020	SP-966	MS-6014	
Comments: With A/C						
2500ie V6	01/89 → 01/92	SP-927	MD-9064	SP-2022		
	01/89 → 01/92	SP-927	MD-9064	SP-2022	MS-6014	
Comments: With A/C						
2500TD	01/86 → 01/92	SP-990	MD-9064	SP-966		
	01/86 → 01/92	SP-990	MD-9064	SP-966	MS-6014	




Croma II (05-)

1800 16V, 103 KW	10/05 →	MD-619	MD-8092		MS-6224	
					MS-6224C	
1900 JTD, 88 KW	06/05 →	MD-515	MD-8092	MD-577	MS-6224	
					MS-6224C	
Comments: Mann+Hummel Filtration System						
	03/08 →	MD-637	MD-8092	MD-577	MS-6224	
					MS-6224C	
Comments: UFI Filtration System						
1900 JTD, 939A2.000, 110 KW	06/05 → 05/07	MD-515	MD-8092	MD-577	MS-6224	
					MS-6224C	
Comments: Mann+Hummel Filtrations System						
	03/08 →	MD-637	MD-8092	MD-577	MS-6224	
					MS-6224C	
Comments: UFI Filtrations System						
2200 16V, 194A1.000, 108 KW	06/05 →	MD-463	MD-8092		MS-6224	
					MS-6224C	
2400 JTD 20V, 939A3.000, 147 KW	06/05 →	MD-545	MD-8186		MS-6224	
					MS-6224C	

Doblo/Doblo Cargo I (00-10)

1200, (119), 48 KW	11/00 → 08/03	SP-1076	MD-5146		MS-6245	
1200, (223), 48 KW	11/00 → 08/03	SP-1076	MD-5146		MS-6178	
1200, 223A5.000, 48 KW	09/03 → 06/10	SP-1094	MD-5146		MS-6178	
1200, 223AXA1A, 48 KW	03/01 →	SP-1076	MD-5146		MS-6245	
1300 Multijet 16V JTD, (119), 62 KW	11/05 → 06/10	MD-537	MD-8094	MD-577	MS-6245	
Comments: Purflux Housing						
1300 Multijet 16V JTD, (223), 55 KW	11/05 →	MD-547	MD-8094	MD-577	MS-6178	
Comments: UFI housing						
	11/05 →	MD-537	MD-8094	MD-577	MS-6178	
Comments: Purflux housing						
1300JTD 16V, (223), 51 KW	04/04 → 12/05		MD-8094	MD-577	MS-6178	
	04/04 → 12/04	MD-537	MD-8094		MS-6178	
Comments: Purflux Housing						
1400 8V, (119), 57 KW	10/05 → 06/10	SP-1094	MD-5146		MS-6245	

		 OIL	 AIR	 FUEL	 CABIN	 OTHER
FIAT						
Doblo/Doblo Cargo I (00-10)						
1400 8V, (223), 57 KW	10/05 → 06/10	SP-1094	MD-5146		MS-6178	
1600 16V, (119), 76 KW	01/01 → 12/05	SP-1076	MD-5146		MS-6245	
1600 16V, (223), 76 KW	01/01 → 12/05	SP-1076	MD-5146		MS-6178	
1900 Diesel, (119), 46KW	11/00 → 12/05	SP-1077	MD-7554	SP-1291	MS-6245	
1900 Diesel, (223), 46KW	11/00 → 12/05	SP-1077	MD-7554	SP-1291	MS-6178	
1900 JTDiesel, 223AXE1A (119), 74 KW	01/01 → 09/05	SP-1077	MD-7554	SP-1239	MS-6245	
1900 JTDiesel, 223ZXE1A (223), 74 KW	01/01 → 09/05	SP-1077	MD-7554	SP-1239	MS-6178	
1900JTD Multijet, (119), 88 KW	11/05 → 06/10	SP-1039	MD-7554		MS-6245	
1900JTDiesel, (119), 77 KW	07/03 → 09/05	SP-1077	MD-7554	SP-1342	MS-6245	
1900JTDiesel, (223), 77 KW	07/03 → 09/05	SP-1077	MD-7554	SP-1342	MS-6178	
Doblo/Doblo Cargo II (10-)						
1300 MTJD, 66KW	01/10 →	MD-547	MD-8094	SP-1343	MS-6380	
Comments: UFI Housing Height 101mm, Series Euro 4						
	01/10 →	MD-637	MD-8524	SP-1343	MS-6380	
Comments: UFI Housing Height 105mm, Series Euro 5						
	01/10 →	MD-537	MD-8094	SP-1343	MS-6380	
Comments: Purflux Housing Series Euro 4						
1400 16V, 70KW	01/10 →	SP-1001	MD-8018		MS-6380	
1400 Natural Power (CNG), 85KW	05/10 →	SP-1001	MD-8018		MS-6380	
1600 JTD, 263A3.000, 74KW	01/10 →	MD-669	MD-8206		MS-6380	
Comments: for vehicles with start-stop system						
1600 JTD, 198A1.000, 77KW	01/10 →	MD-637	MD-8206		MS-6380	
Comments: for vehicles without start-stop system						
	01/10 →	MD-669	MD-8206		MS-6380	
Comments: for vehicles with start-stop system						
1600 JTD, 263A3.000, 74KW	01/10 →	MD-637	MD-8206		MS-6380	
Comments: for vehicles without start-stop system						
1600 JTD, 66KW	01/10 →	MD-637	MD-8206		MS-6380	
Comments: for vehicles without start-stop system						
	01/10 →	MD-669	MD-8206		MS-6380	
Comments: for vehicles with start-stop system						
2000 JTD, 263A1.000, 90 KW	01/10 →	MD-669	MD-8206		MS-6380	
Ducato I (81-94)						
1800	08/81 → 12/82	SP-893	MD-5006	FF-009		
	01/84 → 03/94	SP-948	MD-5006	FF-009		
1930D	01/87 → 08/89	SP-907	MD-5018	SP-966		
	08/89 → 03/94	SP-986	MD-5018	SP-966		
1930TD	01/87 → 03/94	SP-907	MD-5018	SP-966		
2000 58KW	08/81 → 09/82	SP-893	MD-5006	FF-009		
	10/82 → 03/94	SP-948	MD-5006	FF-009		
2000D Mot. Citroen Bosch	11/82 → 12/85	SP-943	MD-5074	MD-101		
2000D Mot. Citroen CAV	08/81 → 10/82	SP-897	MD-5074	MD-093		
	11/82 → 03/94	SP-943	MD-5074	MD-093		
2000i 55/62KW	07/84 → 03/94	SP-948	MD-5006	SP-2002		
2500D (CRD)	10/85 → 03/94	SP-953	MD-5074	SP-966		
2500D (Sofim)	08/81 → 08/85	SP-906	MD-5008	MD-093		
	09/85 → 03/94	SP-990	MD-5018	SP-966		
2500TD	09/85 → 03/94	SP-990	MD-5018	SP-966		
Ducato II (94-02)						
1930D	04/94 → 03/02	SP-986	MD-5018	SP-966	MS-6145	
1930TD 59KW/60KW	04/94 → 03/02	SP-907	MD-690	SP-966	MS-6145	
1930TD 66KW	03/98 → 03/02	SP-907	MD-690	SP-966	MS-6145	
1930TDI 66KW	09/97 → 03/02	SP-943	MD-690	SP-966	MS-6145	
2000 JTD 80KW	09/00 → 03/02	SP-943	MD-690	SP-1239	MS-6145	
2000 JTD, 62KW	10/01 → 03/02	SP-943	MD-690	SP-1239	MS-6145	
2000i	04/94 → 03/02	SP-943	MD-690	SP-2002	MS-6145	
2500D 62KW	04/94 → 03/02	SP-990	MD-5018	SP-966	MS-6145	
2500TDI 80/85KW	04/94 → 03/02	SP-990	MD-690	SP-966	MS-6145	
2800 JTD, 93 KW	09/00 → 03/02	SP-990	MD-690	SP-1239	MS-6145	
2800D 64KW (8140.47)	01/98 → 03/02	SP-990	MD-690	SP-966	MS-6145	
2800id TD, 64 KW	02/98 → 03/02	SP-990	MD-690	SP-966	MS-6145	

		 OIL	 AIR	 FUEL	 CABIN	 OTHER
FIAT						
Ducato II (94-02)						
2800idTD 87KW	04/98 → 03/02	SP-990	MD-690	SP-966	MS-6145	
2800TDI 90KW (8140.43)	01/98 → 03/02	SP-990	MD-690	SP-966	MS-6145	
Ducato III (02-06)						
2000 JTD, RHV, 62 KW	02/02 → 10/02	SP-943	MD-690	SP-1239	MS-6145	
	01/05 → 06/06	SP-943	MD-690	MD-577	MS-6145	
	11/02 → 12/04	SP-943	MD-690	SP-1342	MS-6145	
2000i Bi Power, 71 KW	02/02 → 06/06	SP-943	MD-690		MS-6145	
2000i RFL, 81 KW	02/02 → 06/06	SP-943	MD-690		MS-6145	
2300 JTD, F1AE0481C, 81 KW	02/02 → 10/02	SP-1269	MD-690		MS-6145	
	11/02 → 12/04	SP-1269	MD-690	SP-1342	MS-6145	
	01/02 → 10/05	SP-1269	MD-690	MD-577	MS-6145	
2800 JTD, 107 KW	04/04 → 12/04	SP-1269	MD-690	SP-1342	MS-6145	
Comments: from 4006626						
	01/05 → 06/06	SP-1269	MD-690	MD-577	MS-6145	
Comments: from 4006625						
2800 JTD, 8140.43S, 94 KW	02/02 → 09/02	SP-1269	MD-690	SP-1239	MS-6145	
	01/04 → 12/05	SP-1269	MD-690	MD-577	MS-6145	
	10/02 → 12/04	SP-1269	MD-690	SP-1342	MS-6145	
Ducato IV (06-)						
2000 JTD, 115 Multijet, 85 KW	06/11 →		MD-5274		MS-6329	
2200 JTD, 74 KW	06/11 →		MD-5274	MD-577	MS-6329	
2300 JTD, 150 Multijet, 109 KW	06/11 →	SP-1331	MD-5274		MS-6329	
2300 JTD, 88 KW	07/06 →	SP-1331	MD-5274	MD-577	MS-6329	
2300 JTD, 96 KW	07/06 →	SP-1331	MD-5274	MD-577	MS-6329	
3000 JTD, 107 KW	04/10 → 05/11	SP-1330	MD-5274	MD-577	MS-6329	
3000 JTD, 115 KW	07/06 →	SP-1330	MD-5274	MD-577	MS-6329	
3000 JTD, 180 Multijet Power, 130 KW	06/11 →	SP-1330	MD-5274		MS-6329	
3000 Natural Power, 100KW	09/09 →	SP-1331	MD-5274		MS-6329	
Duna (87-91)						
1100	01/87 → 12/89	SP-928	MD-5008	FF-009		
1300	01/87 → 12/89	SP-928	MD-5008	FF-009		
1700D	01/87 → 09/88	SP-907	MD-9024	SP-966		
	10/88 → 09/89	SP-907	MD-9054	SP-966		
	10/89 → 12/91	SP-907	MD-9122	SP-966		
Fiorino I (76-08)						
900 33KW	09/77 → 12/84	SP-927	MD-044	FF-009		
	01/85 → 12/86	SP-927	MD-244	FF-009		
1050 37KW	01/79 → 12/84	SP-928	MD-044	FF-009		
	01/85 → 08/93	SP-928	MD-244	FF-009		
1116 Mot 146A9	01/88 → 12/93	SP-928	MD-044			
1116 Mot 146A9 some	01/88 → 12/93	SP-928	MD-5008			
1116 Mot 156A	01/88 → 12/93	SP-928	MD-214	FF-009		
1300	01/88 → 12/93	SP-928	MD-5008	FF-009		
1300D	03/82 → 08/89	SP-858	MD-5008	SP-966		
	09/89 → 12/97	SP-858	MD-9106	SP-966		
1300i 49KW	01/91 → 12/93	SP-928	MD-9106			
1400i 49 - 50KW	01/92 → 12/97	SP-928	MD-9368	SP-2024		
1500i 55KW	01/88 → 12/93	SP-928	MD-5008	SP-2024		
1600i 55KW	09/89 → 12/94	SP-928	MD-9368	SP-2024		
1697D mit Servolenkung	10/88 → 08/89	SP-907	MD-9326	SP-966		
	09/89 → 12/93	SP-907	MD-9326	SP-966		
1697D ohne Servolenkung	01/88 → 09/88	SP-907	MD-9024	SP-966		
	10/88 → 08/89	SP-907	MD-9054	SP-966		
	09/89 → 08/93	SP-907	MD-9122	SP-966		
1700D 46KW	01/97 → 05/01	SP-940	MD-9214	SP-966		
1700TD 46KW	12/97 → 05/00	SP-940	MD-9214	SP-966		
Fiorino II (08-)						

FIAT

Fiorino II (08-)

1300 Multijet 16V, 55 KW	02/08 →	MD-637 MD-537 MD-547	MD-8094	SP-1343	MS-6380 MS-6339	
--------------------------	---------	----------------------------	---------	---------	--------------------	--

Comments: MD-637: Emission standard Euro 5, MD-537: Emission standard Euro 4 Purflux housing, MD-547: Emission standard Euro 4 UFI housing, MS-6380: With air-condition left hand drive, MS-6339: With air-condition right hand drive.

1300 Multijet 16V, 70 KW	08/10 →	MD-637 MD-537 MD-547	MD-8594		MS-6380 MS-6339	
--------------------------	---------	----------------------------	---------	--	--------------------	--

Comments: MD-637: Emission standard Euro 5, MD-537: Emission standard Euro 4 Purflux housing, MD-547: Emission standard Euro 4 UFI housing, MS-6380: With air-condition left hand drive, MS-6339: With air-condition right hand drive.

1400 Natural Power 8V, 51 KW	09/10 →	SP-1001	MD-8184		MS-6380 MS-6339	
------------------------------	---------	---------	---------	--	--------------------	--

Comments: MS-6380: With air-condition left hand drive, MS-6339: With air-condition right hand drive.

1400, 54KW	02/08 →	MD-525	MD-8478		MS-6380 MS-6339	
------------	---------	--------	---------	--	--------------------	--

Comments: MS-6380: With air-condition left hand drive, MS-6339: With air-condition right hand drive.

Freemont (11-)

2000 DS, 103 KW	06/11 →					
2000 DS, 125 KW	06/11 →					
2000 DS, 203 KW	08/11 →					
3600 V6 4x4, 206 KW	08/11 →	MD-705				
3600 V6, ERB, 206 KW	08/11 →	MD-705				

Idea (04-)

1200 16V, 59 KW	01/04 →	SP-1094	MD-8018		MS-6245	
1300 JTD 90, 66 KW	10/05 →	MD-537	MD-8094	MD-577 SP-1343	MS-6245	
1300 JTD, 51 KW	01/04 →	MD-537	MD-8094	MD-547	MS-6245	
1400 16V, 70 KW	01/04 →	SP-1094	MD-8018		MS-6245	
1400 8V, 57 KW	10/05 →	SP-1094	MD-8018		MS-6245	
1400 LPG, 57 KW	03/09 →	SP-1094	MD-8018		MS-6245	
1400 MPI 8V, 55 KW	10/05 →	SP-1001	MD-8184		MS-6245	
1600 MJTD, 88KW	10/08 →	MD-637	MD-5142		MS-6245	

Comments: for vehicles without start-stop system

1900 JTD, 74 KW	01/04 →	SP-1039	MD-5142	MD-577	MS-6245	
-----------------	---------	---------	---------	--------	---------	--

Linea (07-)

1300 JTD, 66KW	06/07 →	MD-537 MD-547	MD-8094		MS-6380	
1400 8V, 57KW	06/07 →	SP-1001	MD-8184		MS-6380	
1400 Turbo, T-Jet, 88KW	06/07 →	MD-537	MD-8206		MS-6380	
1600 M-Jet 16V, 77KW	06/09 →	MD-637	MD-8206		MS-6380	
1600 MPi 16V Tritec, 81 KW	09/09 →				MS-6380	

Marea (96-)

1400i 12V 59KW	08/96 →	SP-940	MD-9328	SP-2060	MS-6123	
1600i 16V 76KW	08/96 →	SP-940	MD-9328	SP-2060	MS-6123	
1800i 16V 83KW	08/96 →	SP-1076	MD-9328	SP-2060	MS-6123	
1900JTD 77KW	03/99 → 12/00	SP-1077	MD-9328	SP-966	MS-6123	
1900JTD Eng:186.A6 81KW	10/00 →	SP-1077	MD-690	SP-1239	MS-6123	
1900TD 55KW	08/96 → 02/99	SP-940	MD-9328	SP-966	MS-6123	
	02/99 →	SP-940	MD-9328	SP-966	MS-6123	
1900TD 75KW	08/96 →	SP-940	MD-9328	SP-966	MS-6123	
2000i 20V 108KW	08/96 → 04/98	SP-1077	MD-9328	SP-2060	MS-6123	
2000i 20V 113KW	04/98 → 12/00	SP-1077	MD-9328	SP-2060	MS-6123	
2400JTD 96KW	03/99 →	SP-952	MD-9328	SP-966	MS-6123	
2400TD 91KW	08/96 → 05/99	SP-953	MD-9328	SP-966	MS-6123	

Marengo (86-92)

1930D	09/88 → 12/91	SP-907	MD-9024	SP-966	MS-6123	
	03/90 → 12/92	SP-907	MD-9102	SP-966	MS-6123	
2500D	03/87 → 12/92	SP-907	MD-5008	MD-093	MS-6123	

Multipla (98-)

1600 16V 182.A4.000	10/98 →	SP-940	MD-9734		MS-6147	
---------------------	---------	--------	---------	--	---------	--

FIAT						
Multipla (98-)						
1600 16V Bipower, 186.A3/4.000	10/01 →	SP-940	MD-9734		MS-6147	
1600 16V, 186.A3.000	04/99 →	SP-940	MD-9734		MS-6147	
1600 16V, 186.A4.000	04/99 →	SP-940	MD-9734		MS-6147	
1900 JTD 186.A6.000	02/01 → 07/02	SP-943	MD-9734	SP-1249	MS-6147	
1900 JTD, 182.B4.000	10/98 → 03/01	SP-943	MD-9734	SP-1249	MS-6147	
1900 JTD, 186.A8.000,85KW	07/02 →	SP-943	MD-9734	SP-1249	MS-6147	
1900 JTD,186.A6 ,81 KW	02/01 → 07/02	SP-1039	MD-9734	SP-1249	MS-6147	
Palio (96-)						
1000 45KW	04/96 →	SP-940	MD-9716	SP-2125		
1100i 54KW	04/96 →	SP-940	MD-9270	SP-2125	MS-6149	
1200i 54KW	04/96 →	SP-940	MD-9270	SP-2125	MS-6149	
1600i 16V 74KW	04/96 →	SP-940	MD-9716	SP-2125	MS-6149	
1700TD 51KW	04/96 →	SP-907	MD-9270	SP-1041	MS-6149	
1900 D,46 KW	03/01 →	SP-1077	MD-9716	SP-1291	MS-6149	
1900 JTD, 57 KW	10/01 →	SP-1077	MD-9716	SP-1239	MS-6149	
1900 JTD, 80 KW	06/02 →	SP-1077	MD-9716	SP-1239	MS-6149	
Panda I (81-04)						
1000	01/86 → 11/89	SP-940	MD-9444	FF-009		
1000i	10/86 → 07/89	SP-940	MD-9444	FF-032		
1000i 32-37kw	10/86 → 12/92	SP-940	MD-9444	SP-2024		
1100	11/85 → 12/89	SP-928	MD-5008	FF-009		
1100i	12/92 → 06/00	SP-940	MD-9444	FF-032		
1100i 37KW Trekking	10/90 → 12/92	SP-940	MD-9444	SP-2024		
1300D	01/86 → 12/92	SP-858	MD-5022	SP-966		
1700D	11/86 → 09/88	SP-907	MD-9024	SP-966		
	10/88 → 06/92	SP-907	MD-9054	SP-966		
650 22KW	01/81 → 12/85	SP-907	MD-9434	FF-009		
750 Fire	01/86 → 11/89	SP-940	MD-9444	FF-009		
900	10/86 → 12/92	SP-927	MD-244	FF-009		
900 25-33KW	01/81 → 03/82	SP-910	MD-044	FF-009		
	04/80 → 12/82	SP-927	MD-044	FF-009		
	01/84 → 12/85	SP-927	MD-244	FF-009		
900i 29KW	10/86 → 10/92	SP-927	MD-244	SP-2024		
	11/92 → 06/00	SP-910	MD-9336	FF-032		
960 35KW	04/81 → 12/85	SP-927	MD-574	FF-009		
Panda II (03-)						
1100,187 A1.000, 40 KW	09/03 →	SP-1076	MD-8110		MS-6302	
Comments: Up to motor no. 1890665						
	09/03 →	SP-1094	MD-8110		MS-6302	
Comments: From motor no. 1890666						
1200,169A4.000, 51 KW	03/10 → 12/11	SP-1094	MD-8110		MS-6302	
Comments: Up to motor no. 1890665						
1200,188 A4.000, 44 KW	09/03 →	SP-1076	MD-8110		MS-6302	
Comments: Up to motor no. 1890665						
	09/03 →	SP-1094	MD-8110		MS-6302	
Comments: From motor no. 1890666						
1300 JTD 16V, 55 Kw	06/06 →	MD-537	MD-8094	MD-577	MS-6302	
Comments: Purflux Housing Series Euro 4						
	06/06 →	MD-547	MD-8094	MD-577	MS-6302	
Comments: UFI Housing Height 101mm Series Euro 4						
	06/06 →	MD-637	MD-8524	MD-577	MS-6302	
Comments: UFI Housing Height 105mm Series Euro 5						
1300 JTD, 16V, 188A9.000, 51 KW	12/03 → 12/04	MD-537	MD-8094	MD-577	MS-6302	
1400 16V, 74 KW	10/06 →	SP-1094	MD-8422		MS-6302	
1400 Natural Power 8V, 57 KW	09/10 →	SP-1094	MD-8184		MS-6302	
Panda III (12-)						
1200, 51 KW	01/12 →	SP-1094	MD-8184			
1300 JTD, 55 KW	01/12 →	MD-637	MD-8594			
900 Twin Air Turbo, 63 KW	01/12 →					
900 Twin Air, 48 KW	01/12 →					
Polonez						

FIAT

Polonez

1500	05/78 →	SP-850	MD-024	FF-009		
1500i	06/86 →	SP-850	MD-024			
1600	06/86 →	SP-850	MD-024	FF-009		
1600i	06/86 →	SP-850	MD-024			

Punto I (93-00)

1100 55, 40KW	11/93 → 09/95	SP-940	MD-9268	FF-032	MS-6112	
1100i 55, 40KW	11/93 → 04/97	SP-940	MD-9268	SP-2060	MS-6112	
1108i 55	05/97 → 08/00	SP-940	MD-9272	SP-2060	MS-6112	
1200 60, 43/44KW	11/93 → 09/95	SP-940	MD-9268	FF-032	MS-6112	
1200i 75 MPi, 54KW	11/93 → 09/94	SP-940	MD-9270	SP-2002	MS-6112	
	10/94 → 09/98	SP-940	MD-9270	SP-2060	MS-6112	
1200i 75 SPi, 43/44KW	10/94 → 09/98	SP-940	MD-9268	SP-2060	MS-6112	
1200i 85 16V, 62/63KW	05/97 → 08/00	SP-940	MD-9272	SP-2060	MS-6112	
1200i 85 MPi 16V, 62/63KW	09/98 → 09/99	SP-1094	MD-9272	SP-2060	MS-6112	
1400i 96KW Turbo	09/96 → 09/00	SP-940	MD-9272	SP-2060	MS-6112	
1400i 98KW Turbo	09/93 → 08/94	SP-940	MD-9272	SP-2002	MS-6112	
	09/94 → 09/00	SP-940	MD-9272	SP-2060	MS-6112	
1400i 98KW Turbo -Mot 9039156	01/93 → 08/94	SP-928	MD-9272	SP-2002	MS-6112	
1600i 90, 65/66KW	11/93 → 08/96	SP-928	MD-9272	SP-2060	MS-6112	
	09/93 → 09/98	SP-940	MD-9272	SP-2060	MS-6112	
1700D 42/46KW	08/93 → 09/98	SP-907	MD-9326	SP-966	MS-6112	
1700TD 51/52KW	11/93 → 04/96	SP-907	MD-9108	SP-966	MS-6112	
	05/96 → 09/98	SP-907	MD-9108	SP-1041	MS-6112	

Punto II (99-)

1200 16V, 176B9.000, 58 KW	09/99 →	SP-1001	MD-9706		MS-6178	
1200 8V, 188A4.000, 44KW	09/99 → 12/00	SP-940	MD-8110		MS-6178	
		SP-1076	MD-5146			

Comments: SP-940: Emissions standard EU2 up to engine no. 266044, SP-1076: Emissions standard EU2 up to engine no. 266045, MD-8110: From engine no. 2935743, MD-5146: Up to engine no. 2935742.

	01/01 → 06/03	SP-940	MD-8110		MS-6178	
		SP-1076	MD-5146			
		SP-1001				

Comments: SP-940: Emissions standard EU2 up to engine no. 266044, SP-1076: Emissions standard EU2 up to engine no. 266045, SP-1001: Emissions standard EU3, MD-8110: From engine no. 2935743, MD-5146: Up to engine no. 2935742.

	07/03 →	SP-1001	MD-8110		MS-6178	
			MD-5146			

Comments: MD-8110: From engine no. 2935743, MD-5146: Up to engine no. 2935742.

1200 Natural Power, 188A4.000, 44 KW	09/03 → 12/03	SP-1001	MD-5146		MS-6178	
		SP-1076				

Comments: SP-1076: Partly/or.

	01/04 → 05/06	SP-1001	MD-5146		MS-6178	
	06/06 →	SP-1001	MD-8110		MS-6178	
1300 JTD, 188.A9.000, 51 KW	07/03 → 12/04	MD-537	MD-8094	MD-577	MS-6178	

Comments: MD-537: Purflux housing.

	01/05 →	MD-547	MD-8094	MD-577	MS-6178	
--	---------	--------	---------	--------	---------	--

Comments: MD-547: UFI housing.

1400 16V, 843A1.000, 70 KW	07/03 →	SP-1001	MD-8018		MS-6178	
1800 16V, 183A1.000, 96 KW	09/99 →	SP-1076	MD-5142		MS-6178	
1900 Diesel, 188A3.000, 44 KW	09/99 → 09/03	SP-1077	MD-5142	SP-1291	MS-6178	
1900 JTD, 188A2.000, 59 KW	09/99 → 09/03	SP-1077	MD-5142	SP-1249	MS-6178	
1900 JTD, 188A7.000, 63 KW	11/01 → 06/03	SP-1077	MD-5142	SP-1249	MS-6178	
	07/03 →	SP-1077	MD-5142	MD-577	MS-6178	
1900 JTD, 188B2.000, 74KW	07/03 →	SP-1039	MD-5142	MD-577	MS-6178	

Punto III / Grande (05-)

1200 8V, 199A4.000, 48 KW	10/05 →	SP-1094	MD-8184		MS-6339	
1300 JTD, 199A2.000, 55KW	10/05 →	MD-537	MD-8094	SP-1343	MS-6339	

Comments: Purflux Housing Series Euro 4

1300 JTD, 199A3.000, 66KW	10/05 →	MD-547	MD-8094		MS-6339	
		MD-537				

Comments: UFI Housing use MD-547, Purflux use MD-537

FIAT

Punto III / Grande (05-)

1300 JTD, 55Kw	10/05 →	MD-547	MD-8094	SP-1343	MS-6339	
Comments: UFI Housing Height 101mm Series Euro 4						
	10/05 →	MD-637	MD-8524		MS-6339	
Comments: UFI Housing Height 105mm Series Euro 5						
1300 JTD, 63KW	04/10 →	MD-637	MD-8524		MS-6339	
1300 JTD, 70KW	01/10 →	MD-637	MD-8524		MS-6339	
1400 16V MultiAir, 77KW	01/10 →	MD-537	MD-8018		MS-6339	
1400 16V MultiAir, 99KW	01/10 →	MD-537	MD-8206		MS-6339	
1400 16V, 199A6.000, 70 KW	02/06 →	SP-1094	MD-8018		MS-6339	
1400 8V, 350A1.000, 57 KW	10/05 →	SP-1094	MD-8184		MS-6339	
1400 Abarth, 132 Kw	12/07 →	MD-537			MS-6339	
1400 Natural Power (CNG), 51KW	11/08 →	SP-1001	MD-8184		MS-6339	
1400 TB MultiAir Abarth, 120KW	05/10 →	MD-537	MD-8206		MS-6339	
1400 Turbo T-Jet Abarth, 114KW	09/08 →	MD-537	MD-8018		MS-6339	
1400 Turbo T-Jet, 88KW	06/07 →	MD-537	MD-8018		MS-6339	
1600 MultiJet 16V, 88KW	10/08 →	MD-637	MD-8206		MS-6339	
Comments: for vehicles without start-stop system						
	10/08 →	MD-669	MD-8206		MS-6339	
Comments: for vehicles with start-stop system						
1900 JTD, 939A1.000, 88 KW	10/05 →	MD-515	MD-8206		MS-6339	
Comments: Mann+Hummel Filtration System						
1900 JTD, 939A1.000, 85 KW	06/06 →	MD-515	MD-8206		MS-6339	
Comments: Mann+Hummel Filtration System						
	03/08 →	MD-637	MD-8206		MS-6339	
Comments: UFI Filtration System						
1900 JTD, 939A1.000, 88 KW	03/08 →	MD-637	MD-8206		MS-6339	
Comments: UFI Filtration System						
1900 JTD, 96 KW	10/05 →	MD-515	MD-8206		MS-6339	
Comments: Mann+Hummel Filtration System						
	03/08 →	MD-637	MD-8206		MS-6339	
Comments: UFI Filtration System						
900 Twin Air Turbo, 63 KW	01/12 →		MD-8184		MS-6339	

Qubo (08-)








1300 Multijet 16V, 55KW	11/08 →	MD-537	MD-8594	SP-1343	MS-6380	
1300 Multijet 16V, 70KW	08/10 →	MD-537	MD-8594		MS-6380	
1400 Natural Power 8V, 51 KW	09/10 →	SP-1094	MD-8184		MS-6380	
1400, 54KW	11/08 →	MD-525	MD-8478		MS-6380	

Regata (83-91)

1300	03/82 → 07/89	SP-928	MD-576	FF-009		
1500	03/82 → 07/89	SP-928	MD-576	FF-009		
1500ie	03/82 → 04/86	SP-928	MD-5022	SP-2022		
	05/86 → 07/89	SP-928	MD-5022	SP-2001		
1600	03/82 → 08/86	SP-910	MD-536	FF-009		
1600ie	03/82 → 08/84	SP-910	MD-536	SP-2003		
	09/84 → 04/85	SP-910	MD-5052	SP-2003		
1697D BOSCH	01/83 → 09/88	SP-907	MD-9024	SP-966		
	10/88 → 06/91	SP-907	MD-9054	SP-966		
1697D CAV	01/83 → 09/88	SP-907	MD-9024	MD-195		
	10/88 → 12/90	SP-907	MD-9054	MD-195		
1714D BOSCH	01/83 → 07/89	SP-907	MD-9454	SP-966		
1714D CAV	01/83 → 01/89	SP-907	MD-9454	MD-195		
1930D BOSCH	01/84 → 09/88	SP-907	MD-9024	SP-966		
	10/88 → 06/91	SP-907	MD-9054	SP-966		
1930D CAV	01/84 → 09/88	SP-907	MD-9024	MD-195		
	10/88 → 06/91	SP-907	MD-9054	MD-195		
1930TD	06/86 → 10/89	SP-907	MD-9034	SP-966		

Ritmo (78-89)

1050	02/78 → 03/80	SP-910	MD-044	FF-009		
	04/80 → 05/84	SP-928	MD-044	FF-009		
1100	01/79 → 05/84	SP-928	MD-244	FF-009		
	06/84 → 12/87	SP-928	MD-576	FF-009		

		 OIL	 AIR	 FUEL	 CABIN	 OTHER
FIAT						
Ritmo (78-89)						
1300	02/78 → 12/80	SP-928	MD-244	FF-009		
	01/80 → 12/82	SP-928	MD-576	FF-009		
1500	02/78 → 08/81	SP-928	MD-244	FF-009		
	09/81 → 10/85	SP-928	MD-576	FF-009		
1500i	02/82 → 12/86	SP-928	MD-576	SP-2003		
	01/88 → 07/89	SP-928	MD-576	SP-2001		
1600	01/79 → 12/82	SP-910	MD-024	FF-009		
1600i	06/84 → 12/87	SP-910	MD-9054	SP-2001		
1700D BOSCH	01/79 → 05/84	SP-907	MD-9454	SP-966		
	06/84 → 12/87	SP-907	MD-9024	SP-966		
1700D CAV	01/79 → 05/84	SP-907	MD-9454	MD-195		
	06/84 → 05/87	SP-907	MD-9024	MD-195		
1930TD BOSCH	06/84 → 07/89	SP-907	MD-9034	SP-966		
1930TD CAV	12/85 → 12/87			MD-195		
Ritmo - Abarth (81-87)						
105TC 1600	01/79 → 09/82	SP-910	MD-024	FF-009		
125TC 2000	01/79 → 09/82	SP-910	MD-024	FF-009		
130TC 2000	01/83 → 12/87	SP-910	MD-9062	FF-009		
Scudo I (95-07)						
1600i 58KW	01/96 → 04/98	SP-940	MD-9088	SP-2003	MS-6146	
1930D 51KW	01/96 → 04/98	SP-943	MD-9088	MD-069	MS-6146	
1930TD 66KW	02/95 → 04/98	SP-943	MD-9088	MD-363	MS-6146	
1930TD 68KW	01/96 → 04/98	SP-943	MD-9088	MD-069	MS-6146	
2000 16V, RFN, 100KW	06/00 → 01/07	SP-943	MD-9088	SP-2061	MS-6146	
2000 JTD 16V, RHZ, 80KW	06/00 → 01/07	SP-943	MD-9088	MD-439	MS-6255	
Comments: Siemens injection system						
	06/00 → 01/07	SP-943	MD-9088	MD-393	MS-6255	
Comments: BOSCH injection system						
2000 JTD, RHX, 69KW	06/00 → 01/07	SP-943	MD-9088	MD-493	MS-6146	
Comments: Siemens Injection System						
2000 JTD, RHW/RHZ, 80KW	06/00 → 01/07	SP-943	MD-9088	MD-393	MS-6146	
2000 JTD, RHX, 69KW	06/00 → 01/07	SP-943	MD-9088	MD-393	MS-6146	
Scudo II (07-)						
1600 JTD, Multijet 90, DV6UTED4, DV6UC, DV6DU, 66 KW	01/07 →	MD-509	MD-8176 MD-8526	FF-064	MS-6402	
Comments: Engine code DV6UC use MD-8526						
2000 EW10A, 103 KW	03/07 →	MD-525	MD-8388	MD-563	MS-6402	
2000 JTD120, DW10UTED4, 88 KW	01/07 →	MD-525	MD-8388	MD-563	MS-6402	
2000 JTD140 Multijet 165, DW10CTED4, 120KW	07/10 →	MD-525	MD-8388	MD-657	MS-6402	
2000 JTD140, DW10BTED4, 100KW	01/07 →	MD-525	MD-8388	MD-563	MS-6402	
2000 Multijet 130, DW10CE E5, 94 KW	08/11 →	MD-525	MD-8388	MD-657	MS-6402	
Sedici (06-)						
1600 16V, 79KW	03/06 → 10/09	SP-1087	MD-8324		MS-6273	
1600 16V, 88W	11/09 →	SP-1087	MD-8572		MS-6273	
1900 JTD, 88KW	03/06 → 10/09	MD-515	MD-8344	MD-577	MS-6273	
Comments: Mann+Hummel Filtration System						
	03/08 →	MD-637	MD-8344	MD-577	MS-6273	
Comments: UDI Filtration System						
2000 JTD, 99KW	11/09 →	MD-637	MD-8552	MD-577	MS-6273	
Seicento (98-)						
900i 29KW	04/98 →	SP-910	MD-9434	SP-2125		
1100 MPI 40KW	10/00 →	SP-1076	MD-5162			
1100i 40KW	04/98 →	SP-940	MD-9268	SP-2125		
Siena (96-)						
1400 52KW	01/97 →	SP-940	MD-9716	SP-2125	MS-6149	
1600 76KW	01/97 →	SP-940	MD-9716		MS-6149	
1700 TDiesel 51KW	01/97 → 07/98		MD-9716	SP-966	MS-6149	
1900D (178), 46KW	03/01 →	SP-1077	MD-9716	SP-1291		
Stilo/Stilo Multi Wagon (01-)						
1200i 16V, 59KW	10/01 →	SP-1094	MD-8018		MS-6241	

FIAT

Stilo/Stilo Multi Wagon (01-)

1400 16V 70KW	12/03 →	SP-1094	MD-8018		MS-6241	
1600i 16V, 76KW	10/01 →	SP-940	MD-8012		MS-6241	
1800i 16V, 98KW	10/01 →	SP-1076	MD-8026		MS-6241	
1900 JTD, 85KW	09/01 → 12/02	SP-1039	MD-8026	SP-1239	MS-6241	
	01/03 →	SP-1039	MD-8026	SP-1342	MS-6241	
1900 JTD, 103KW	12/03 →	SP-1039	MD-8026	SP-1342	MS-6241	
2400i 20V, 125KW	10/01 →	SP-1071	MD-8026		MS-6241	

Strada (99-)

1200i 54KW	05/98 → 05/06	SP-940	MD-9268		MS-6361	
1300 JTD, 62 KW	06/06 →	MD-537	MD-8094	MD-577	MS-6361	
		MD-547				

Comments: (MD-547 Purflux housing) (MD-537 UFI housing)

1700 TD, 51 KW	06/99 → 06/02	SP-1077	MD-9716	SP-966	MS-6361	
1900 Diesel	12/00 → 06/03	SP-1077	MD-9716	SP-1291	MS-6361	
1900 JTD, 59 KW	06/02 → 05/06	SP-1077	MD-9716	SP-1239	MS-6361	

Talento (85-94)

1930 D, 52 kw	02/87 → 03/94	SP-986	MD-5018	SP-966		
2000, 55 KW	07/85 → 03/94	SP-943	MD-5006	FF-009		

Tempra (90-96)

1400	03/94 → 08/96	SP-940	MD-9102	FF-009	MS-6013	
	03/90 → 02/94	SP-928	MD-9102	FF-009	MS-6013	
	03/94 → 08/96	SP-940	MD-9102	FF-009	MS-6013	

Comments: With A/C

	03/90 → 02/94	SP-928	MD-9102	FF-009	MS-6013	
--	---------------	--------	---------	--------	---------	--

Comments: With A/C

1400i	03/90 → 02/94	SP-928	MD-9626	SP-2024	MS-6013	
	03/94 → 08/96	SP-940	MD-9626	SP-2024	MS-6013	
	03/90 → 02/94	SP-928	MD-9626	SP-2024	MS-6013	

Comments: With A/C

	03/94 → 08/96	SP-940	MD-9626	SP-2024	MS-6013	
--	---------------	--------	---------	---------	---------	--

Comments: With A/C

1600	03/94 → 08/96	SP-940	MD-9102	FF-009	MS-6013	
	03/90 → 02/94	SP-928	MD-9102	FF-009	MS-6013	
	03/94 → 08/96	SP-940	MD-9102	FF-009	MS-6013	

Comments: With A/C

	03/90 → 02/94	SP-928	MD-9102	FF-009	MS-6013	
--	---------------	--------	---------	--------	---------	--

Comments: With A/C

1600i	03/90 → 04/92	SP-928	MD-9626	SP-2024	MS-6013	
	05/92 → 08/96	SP-928	MD-9340	SP-2024	MS-6013	
	03/90 → 04/92	SP-928	MD-9626	SP-2024	MS-6013	

Comments: With A/C

	05/92 → 08/96	SP-928	MD-9340	SP-2024	MS-6013	
--	---------------	--------	---------	---------	---------	--

Comments: With A/C

1800i	03/90 → 08/96	SP-824	MD-9102	SP-2002	MS-6013	
	03/90 → 08/96	SP-824	MD-9102	SP-2002	MS-6013	

Comments: With A/C

1930D	03/90 → 08/96	SP-907	MD-9102	SP-966	MS-6013	
	03/90 → 08/96	SP-907	MD-9102	SP-966	MS-6013	

Comments: With A/C

1930TD	03/90 → 08/96	SP-907	MD-9102	SP-966	MS-6013	
	03/90 → 08/96	SP-907	MD-9102	SP-966	MS-6013	

Comments: With A/C

2000i	01/90 → 04/93	SP-910	MD-9102	SP-2105	MS-6013	
-------	---------------	--------	---------	---------	---------	--

Comments: With A/C

Tipo (87-96)

1100	02/88 → 03/93	SP-940	MD-9444	FF-009	MS-6013	
	02/88 → 03/93	SP-940	MD-9444	FF-009	MS-6013	

Comments: With A/C

FIAT						
Tipo (87-96)						
1400	02/88 → 10/89	SP-928	MD-9626	FF-009	MS-6013	
	11/89 → 12/92	SP-928	MD-9102	FF-009	MS-6013	
	02/88 → 10/89	SP-928	MD-9626	FF-009	MS-6013	
Comments: With A/C						
	11/89 → 12/92	SP-928	MD-9102	FF-009	MS-6013	
Comments: With A/C						
1400i	02/88 → 10/89	SP-928	MD-9626	SP-2024	MS-6013	
	11/89 → 04/92	SP-928	MD-9102	SP-2024	MS-6013	
	02/88 → 10/89	SP-928	MD-9626	SP-2024	MS-6013	
Comments: With A/C						
	11/89 → 04/92	SP-928	MD-9102	SP-2024	MS-6013	
Comments: With A/C						
1600	10/89 → 03/93	SP-928	MD-9102	FF-009		
	10/89 → 03/93	SP-928	MD-9102	FF-009	MS-6013	
Comments: With A/C						
1600 60KW	02/88 → 10/89	SP-928	MD-9626	FF-009		
	02/88 → 10/89	SP-928	MD-9626	FF-009	MS-6013	
Comments: With A/C						
1600i 55KW	03/93 → 08/96	SP-928	MD-9340	SP-2024		
	03/93 → 04/95	SP-928	MD-9340	SP-2024	MS-6013	
Comments: With A/C						
1600i 57KW	10/89 → 04/92	SP-928	MD-9626	SP-2024		
	10/89 → 04/92	SP-928	MD-9626	SP-2024	MS-6013	
Comments: With A/C						
1600i 60KW	02/88 → 10/90	SP-928	MD-9626	SP-2024		
	02/88 → 10/90	SP-928	MD-9626	SP-2024	MS-6013	
Comments: With A/C						
1600i 66KW	02/88 → 12/89	SP-824	MD-9054	SP-2024		
	02/88 → 12/89	SP-824	MD-9054	SP-2024	MS-6013	
Comments: With A/C						
1700D	02/88 → 12/92	SP-907	MD-9054	SP-966		
	01/92 → 09/94	SP-907	MD-9102	SP-831		
	02/88 → 12/92	SP-907	MD-9054	SP-966	MS-6013	
Comments: With A/C						
	01/92 → 09/94	SP-907	MD-9102	SP-831	MS-6013	
Comments: With A/C						
1800i	02/88 → 09/94	SP-824	MD-9102	SP-2105		
	02/88 → 09/94	SP-824	MD-9102	SP-2105	MS-6013	
Comments: With A/C						
1800i 16V	02/88 → 09/94	SP-824	MD-9102	SP-2105		
	02/88 → 09/94	SP-824	MD-9102	SP-2105	MS-6013	
Comments: With A/C						
1930D 48KW	01/91 → 07/96	SP-907	MD-9102	SP-831		
	01/91 → 07/96	SP-907	MD-9102	SP-831	MS-6013	
Comments: With A/C						
1930D 59KW	05/90 → 03/93	SP-907	MD-9102	SP-966		
	05/90 → 03/93	SP-907	MD-9102	SP-966	MS-6013	
Comments: With A/C						
1930TD 66KW	02/88 → 10/89	SP-907	MD-9054	SP-966		
	10/89 → 12/92	SP-907	MD-9102	SP-966		
	01/92 → 08/96	SP-907	MD-9102	SP-831		
	02/88 → 10/89	SP-907	MD-9054	SP-966	MS-6013	
Comments: With A/C						
	10/89 → 12/92	SP-907	MD-9102	SP-966	MS-6013	
Comments: With A/C						
	01/92 → 04/95	SP-907	MD-9102	SP-831	MS-6013	
Comments: With A/C						
2000i 102/107KW 16V	12/89 → 07/96	SP-910	MD-9102	SP-2105		
	12/89 → 07/96	SP-910	MD-9102	SP-2105	MS-6013	
Comments: With A/C						
2000i 80/83KW 8V	02/88 → 03/92	SP-910	MD-9102	SP-2105		
	02/88 → 03/92	SP-910	MD-9102	SP-2105	MS-6013	
Comments: With A/C						

Ulysse I (94-02)

FIAT

Ulysse I (94-02)

1800i 73KW	03/97 → 08/02	SP-943	MD-9088	SP-2003	MS-6146	
1900TD	02/95 → 08/02	SP-948	MD-9088	MD-069	MS-6146	
2000 JTD, 80 KW	10/99 → 08/02	SP-943	MD-9088	MD-493 MD-393	MS-6146	

Comments: (MD-493 Siemens inj.system) (MD-393 BOSCH inj.sys)

2000i 89KW	06/94 → 08/02	SP-948	MD-9088	SP-2003	MS-6146	
2000i 97KW 16V	06/94 → 08/02	SP-948	MD-9088	SP-2024	MS-6146	
2000i Turbo	06/94 → 08/02	SP-948	MD-9088	SP-2003	MS-6146	
2100TD	03/96 → 10/99	SP-948	MD-9088	MD-069	MS-6146	
	01/97 → 08/02	SP-943	MD-9088	MD-363	MS-6146	

Ulysse II (02-)

2000 16V, RFN, EW10J4, 100 KW	08/02 →	SP-943	MD-9088		MS-6255	
2000 JTD, 80 KW	08/02 →	SP-943	MD-9088		MS-6255	
2000 JTD, DW10BTED4, 100 KW	07/06 →	SP-943	MD-9088	MD-563	MS-6255	
2200 JTD MultiJet DW12BTED4, 125 KW	10/07 →	MD-525	MD-8388		MS-6255	
2200 JTD,4HW, DW12 TED4, 94 KW	08/02 → 07/06	SP-943	MD-9088	MD-493	MS-6255	
3000 V6, ES9J4S,150 KW	08/02 →	SP-943	MD-9410		MS-6255	

Uno (83-96)

1000	10/89 → 12/93	SP-928	MD-9336	FF-009		
1000 Fire	04/84 → 12/93	SP-940	MD-9444	FF-009		
1000i Fire	10/89 → 12/93	SP-940	MD-9444	SP-2024		
1108(Fire)	04/84 → 12/93	SP-928	MD-9444	FF-009		
1108i(Fire)	10/89 → 12/93	SP-928	MD-9444	SP-2024		
1116(55/55S)	03/82 → 08/89	SP-928	MD-244	FF-009		
1116(60S/Selectra)	03/82 → 08/89	SP-928	MD-576	FF-009		
1116(CS)	10/89 → 12/93	SP-928	MD-5008	FF-009		
1116(Trend)	10/89 → 12/93	SP-928	MD-9336	FF-009		
1300 48/50KW	03/82 → 08/89	SP-928	MD-576	FF-009		
1300D	03/82 → 09/89	SP-858	MD-5022	SP-966		
	10/89 → 03/92	SP-858	MD-9106	SP-966		
1300i 48KW	05/84 → 08/89	SP-928	MD-576	SP-2024		
1300ie Turbo	01/85 → 02/92	SP-928	MD-9042	SP-2080		
1400	10/89 → 03/93	SP-928	MD-9626	SP-2024		
1400i	01/85 → 09/89	SP-928	MD-576	SP-2024		
	10/89 → 03/93	SP-928	MD-9626	SP-2024		
1400ie Turbo	10/89 → 12/93	SP-928	MD-9042	SP-2080		
1400TD	01/86 → 09/89	SP-907	MD-9042	SP-966		
	10/89 → 12/93	SP-907	MD-9108	SP-966		
1500i	10/85 → 04/86	SP-928	MD-9042	SP-2022		
	05/86 → 08/86	SP-928	MD-576	SP-2022		
	09/86 → 12/93	SP-928	MD-576	SP-2024		
1700D	01/86 → 09/89	SP-907	MD-9024	SP-966		
	10/89 → 03/94	SP-907	MD-9122	SP-966		
900 33KW	03/82 → 07/84	SP-927	MD-244	FF-009		
	08/85 → 12/92	SP-940	MD-9444	FF-009		

Uno 40/45/70 PL (95-)

1000, 33 KW	01/95 →	SP-940	MD-9444	FF-010		
1400, 51 KW	01/95 →	SP-928	MD-9626	SP-2024		
900, 29 KW	03/00 →	SP-927	MD-9336	SP-2024		

Uno PL (95-)

40, 0.9, 29 KW	03/00 →	SP-927	MD-9336	SP-2024		
----------------	---------	--------	---------	---------	--	--

X1/9

1300	06/73 → 12/79	SP-927		FF-009		
1300 (128AS)	10/75 → 06/78	SP-928		FF-010		
1500	09/77 → 12/89	SP-927	MD-576	FF-009		
	06/85 → 12/89	SP-928	MD-576	FF-010		

FORD

Anglia (39-68)

FORD

Anglia (39-68)

2000	09/59 → 09/67	MD-015	MD-006			
------	---------------	--------	--------	--	--	--

C-Max I (07-)

1600 TDCi, Duratorq, 66KW	05/07 → 08/10	MD-509	MD-5294	SP-1360	MS-6331 MS-6331C	
---------------------------	---------------	--------	---------	---------	---------------------	--

1600 TDCi, Duratorq, 74 KW	05/07 → 08/10	MD-509	MD-5294	SP-1360	MS-6331 MS-6331C	
----------------------------	---------------	--------	---------	---------	---------------------	--

1600 TDCi, Duratorq, 80KW	05/07 → 08/10	MD-509	MD-5294	SP-1360	MS-6331 MS-6331C	
---------------------------	---------------	--------	---------	---------	---------------------	--

1600, Duratec, 74KW	05/07 → 08/10	SP-1073	MD-5294		MS-6331 MS-6331C	
---------------------	---------------	---------	---------	--	---------------------	--

1800 16V, Duratec, 92KW	05/07 → 08/10	SP-1296	MD-5294		MS-6331 MS-6331C	
-------------------------	---------------	---------	---------	--	---------------------	--

1800 TDCi, Duratorq, 85KW	05/07 → 08/10	SP-940	MD-5294	MD-617	MS-6331 MS-6331C	
---------------------------	---------------	--------	---------	--------	---------------------	--

2000 TDCi, Duratorq, 100KW	05/07 → 08/10	MD-525	MD-5294	MD-563 MD-657	MS-6331 MS-6331C	
----------------------------	---------------	--------	---------	------------------	---------------------	--

Comments: After 3/10 use MD-657 2000 TDCi, Duratorq, 81KW	05/07 →	MD-525	MD-5294	MD-563 MD-657	MS-6331 MS-6331C	
--	---------	--------	---------	------------------	---------------------	--

Comments: After 3/10 use MD-657 2000 TDCi, Duratorq, 98 KW	05/07 → 02/10	MD-525	MD-5294	MD-563	MS-6331 MS-6331C	
---	---------------	--------	---------	--------	---------------------	--

	03/10 → 08/10	MD-525	MD-5294	MD-657	MS-6331 MS-6331C	
--	---------------	--------	---------	--------	---------------------	--

2000, Duratec Bi-fuel CNG, 107KW	05/07 →	SP-1296	MD-5294		MS-6331 MS-6331C	
----------------------------------	---------	---------	---------	--	---------------------	--

C-Max II (10-)

1600 Duratec, 77 KW	09/10 →	SP-1073	MD-5294			
---------------------	---------	---------	---------	--	--	--

1600 Duratec, 92 KW	09/10 →	SP-1073	MD-5294			
---------------------	---------	---------	---------	--	--	--

1600 Ecoboost SCTi, 134 KW	09/10 →	SP-1073	MD-5294			
----------------------------	---------	---------	---------	--	--	--

1600 Ecoboost, 110 KW	09/10 →	SP-1073	MD-5294			
-----------------------	---------	---------	---------	--	--	--

1600 Flexifuel Duratec, 63 KW	09/11 →	SP-1073	MD-5294			
-------------------------------	---------	---------	---------	--	--	--

1600 TDCi, Duratorq, 70KW	09/10 →	MD-509	MD-5294		MS-6331	
---------------------------	---------	--------	---------	--	---------	--

1600 TDCi, Duratorq, 85KW	09/10 →	MD-509	MD-5294		MS-6331	
---------------------------	---------	--------	---------	--	---------	--

2000 TDCi Duratorq, 103 KW	09/10 →	MD-525	MD-5294	MD-657		
----------------------------	---------	--------	---------	--------	--	--

2000 TDCi, Duratorq, 100KW	02/11 →	MD-525	MD-5294	MD-657	MS-6331	
----------------------------	---------	--------	---------	--------	---------	--

2000 TDCi, Duratorq, 120KW	09/10 →	MD-525	MD-5294	MD-657	MS-6331	
----------------------------	---------	--------	---------	--------	---------	--

2000 TDCi, Duratorq, 85KW	09/10 →	MD-525	MD-5294	MD-657	MS-6331	
---------------------------	---------	--------	---------	--------	---------	--

Capri (68-87)

1300	09/68 → 08/72	SP-816	MD-306	FF-010		
------	---------------	--------	--------	--------	--	--

	09/72 → 02/74	SP-816	MD-042	FF-010		
--	---------------	--------	--------	--------	--	--

	03/74 → 06/76	SP-828	MD-018	FF-010		
--	---------------	--------	--------	--------	--	--

1500	09/68 → 06/71	SP-816	MD-306	FF-010		
------	---------------	--------	--------	--------	--	--

1600 53KW	09/72 → 08/76	SP-816	MD-042	FF-010		
-----------	---------------	--------	--------	--------	--	--

1600 65KW	09/72 → 04/76	SP-816	MD-9056	FF-010		
-----------	---------------	--------	---------	--------	--	--

1700	01/67 → 08/72	SP-816	MD-054	FF-010		
------	---------------	--------	--------	--------	--	--

1700 some/teilweise	01/67 → 08/72	SP-816	MD-582	FF-010		
---------------------	---------------	--------	--------	--------	--	--

2000 OHC 74KW Ford - CAR	05/71 → 06/80	SP-816	MD-042	FF-010		
--------------------------	---------------	--------	--------	--------	--	--

2000 OHC 74KW Weber-CAR	05/71 → 05/76	SP-816	MD-9056	FF-010		
-------------------------	---------------	--------	---------	--------	--	--

2000 V6 63/6KW	01/76 → 06/80	SP-816	MD-582	FF-010		
----------------	---------------	--------	--------	--------	--	--

2300 V6 alle	01/69 → 06/82	SP-816	MD-582	FF-010		
--------------	---------------	--------	--------	--------	--	--

2600 V6 92 KW	01/69 → 02/74	SP-816	MD-582	FF-010		
---------------	---------------	--------	--------	--------	--	--

2800i	01/77 → 03/82	SP-816	MD-9400	SP-2002		
-------	---------------	--------	---------	---------	--	--

	04/82 → 12/87	SP-816	MD-9400	SP-2004		
--	---------------	--------	---------	---------	--	--

3000	08/72 → 08/81	SP-816	MD-014	FF-009		
------	---------------	--------	--------	--------	--	--








Consul (72-76)








1700 V4 55KW	02/72 → 02/75	SP-816	MD-582	FF-009		
--------------	---------------	--------	--------	--------	--	--

2000 OHC 73KW	02/75 → 09/75	SP-816	MD-098	FF-009		
---------------	---------------	--------	--------	--------	--	--

2000 V4	02/73 → 07/74	SP-816	MD-098	FF-009		
---------	---------------	--------	--------	--------	--	--

		 OIL	 AIR	 FUEL	 CABIN	 OTHER
FORD						
Consul (72-76)						
2300 V6 79KW	02/72 → 02/75	SP-816	MD-582	FF-009		
2500	02/72 → 09/75	SP-816	MD-014	FF-009		
2600 V6 92KW	02/72 → 09/75	SP-816	MD-582	FF-009		
3000	02/72 → 09/75	SP-816	MD-014	FF-009		
Cortina (62-82)						
1300	10/65 → 08/67	MD-015	MD-006			
	09/67 → 10/68	MD-015	MD-008			
	10/68 → 07/69	MD-015	MD-042			
	07/69 → 08/81	SP-828	MD-018			
1500	02/63 → 08/67	MD-015	MD-006			
1500 GT	01/63 → 08/67	MD-015	MD-014			
1600	09/67 → 10/68	MD-015	MD-008			
	10/68 → 07/69	MD-015	MD-042			
1600 GT	09/67 → 07/69	MD-015	MD-042			
1600 Lotus	01/63 → 07/69	MD-015	MD-042			
1600 Motorcraft carb.	07/69 → 07/73	SP-828	MD-018			
1600 OHC Motorcraft carb.	08/72 → 11/79	SP-816	MD-042			
1600 OHC VV carb.	11/79 → 08/81	SP-816	MD-042			
1600 OHC Weber carb.	07/69 → 08/81	SP-816	MD-098			
1600 Weber carb.	07/69 → 08/72	SP-828	MD-042			
2000 OHC	08/69 → 09/79	SP-816	MD-098			
2000 OHC Fram Air Filter	08/79 → 08/81	SP-816	MD-042			
2000 OHC Mann Air Filter	08/79 → 08/81	SP-816	MD-098			
2300 V6	08/77 → 08/81	SP-816	MD-582			
Cougar (99-02)						
2000i 16V, Zetec, 96KW	01/99 → 04/02	SP-1244	MD-9248		MS-6120 MS-6120C	
2500 ST200 SGA 151KW	01/00 → 04/02	SP-1084	MD-9728		MS-6120 MS-6120C	
2500i V6 24V, 125 KW	08/99 → 12/01	SP-1084	MD-9728		MS-6120 MS-6120C	
Econovan (84-92)						
1400	03/85 → 04/92	SP-1002	MD-9128			
2000D	03/85 → 04/92	SP-819	MD-594	SP-970		
2000D Bypass Oilfilter	03/85 → 04/92	SP-925				
2200D	01/84 → 03/92	SP-819	MD-526K	SP-970		
2200D Bypass Oilfilter	01/84 → 03/92	SP-925				
Escort I (68-76)						
1100 32/35KW	09/69 → 01/75	SP-828	MD-018	FF-010		
1300 40/42KW	07/69 → 01/75	SP-828	MD-018	FF-010		
1300 GT 53KW	09/69 → 01/75	SP-828	MD-042	FF-010		
2000 RS	09/72 → 01/75	SP-816	MD-098			
Escort II (73-81)						
1000 34KW	02/75 → 09/80	SP-828	MD-042	FF-010		
1100 32/35KW	02/75 → 09/80	SP-828	MD-018	FF-010		
1100 42KW	02/75 → 09/80	SP-828	MD-042	FF-010		
1300 40/42KW	02/75 → 09/80	SP-828	MD-018	FF-010		
1300 51KW	02/76 → 09/80	SP-828	MD-042	FF-010		
1600 62KW	02/75 → 09/80	SP-828	MD-042	FF-010		
1600 Mexico	02/75 → 09/80	SP-816	MD-9056			
2000 RS 81KW	02/75 → 09/80	SP-816	MD-9056			
Escort III (80-89)						
1100 CVH 40/43KW	09/80 → 03/81	SP-892	MD-018	FF-010		
1100 OHV	09/80 → 09/92	SP-945	MD-416	FF-010		
1300 CVH 48/51KW	09/80 → 03/85	SP-892	MD-018	FF-010		
1600 CVH 58KW	09/80 → 12/85	SP-892	MD-570	FF-010		
1600 XR3 71KW	09/80 → 09/81	SP-892	MD-640	FF-010		
1600D BOSCH	09/80 → 12/88	SP-962	MD-9586	SP-966		
1600i RS 85KW	06/82 → 10/89	SP-892	MD-9400	SP-2004		

		 OIL	 AIR	 FUEL	 CABIN	 OTHER
FORD						
Escort III (80-89)						
1600i XR3i K/KE - Jetr.	10/81 → 10/89	SP-892	MD-9400	SP-2004		
Escort IV (85-90)						
1300 OHV 44/46KW	08/88 → 07/90	SP-945	MD-5046	FF-010		
1300 OHV 44/51KW	03/85 → 07/88	SP-945	MD-416	FF-010		
1400	02/85 → 12/88	SP-892	MD-580	FF-010		
1400i	10/86 → 12/88	SP-892	MD-580	SP-2004		
1600 CVH 66KW	01/89 → 10/90	SP-892	MD-5040	SP-2004		
	03/85 → 12/88	SP-892	MD-640	FF-010		
	01/89 → 07/90	SP-892	MD-5040	FF-010		
1600D CAV	01/87 → 12/88	SP-962	MD-9586	MD-093		
1600i KAT 66KW KE - Jetr.	09/85 → 10/89	SP-892	MD-9400	SP-2004		
1600i KAT 66KW LE - Jetr.	09/89 → 10/90	SP-892	MD-9126	SP-2004		
1600i RS Turbo 97KW	10/84 → 10/89	SP-892	MD-9400	SP-2004		
1600i XR3i L/LE - Jetr.	09/89 → 10/89	SP-892	MD-9126	SP-2004		
1800D BOSCH	12/88 → 10/89	SP-949	MD-9116	SP-973		
1800D CAV	12/88 → 10/89	SP-949	MD-9116	MD-093		
	10/89 → 01/90	SP-949	MD-9220	MD-093		
Escort V (90-92)						
1300i OHV 44KW	08/90 → 01/92	SP-945	MD-5046	SP-2100		
1400	01/90 → 09/92	SP-892	MD-5040	FF-010		
1400i	10/90 → 04/92	SP-892	MD-5040	SP-2100		
1600 CVH	01/90 → 10/92	SP-892	MD-5040	FF-010		
1600i CVH 77/79KW	10/90 → 09/92	SP-892	MD-9220	SP-2100		
1800D BOSCH	10/90 → 01/92	SP-949	MD-9220	SP-973		
1800TD BOSCH	10/90 → 01/92	SP-949	MD-9220	SP-973		
1800TD CAV	10/90 → 01/92	SP-949	MD-9220	MD-093		
Escort VI (92-95)						
1400i	05/92 → 01/95	SP-892	MD-5040	SP-2111		
1600i 16V ZETA 65/66KW	09/92 → 01/95	SP-1244	MD-9220	SP-2111		
1800D BOSCH	02/93 → 01/95	SP-949	MD-9220	SP-983		
1800i 77KW	02/92 → 01/95	SP-1244	MD-9220	SP-2111		
1800i 96KW	02/92 → 01/95	SP-1244	MD-9220	SP-2111		
1800TD BOSCH	02/93 → 01/95	SP-949	MD-9220	SP-983		
2000 Turbo 4X4 162KW	09/92 → 01/95	SP-816		SP-2004		
	09/92 → 01/95	SP-816		SP-2111		
2000i RS DOHC 16V 110KW	09/92 → 01/95	SP-1244	MD-9220	SP-2100		
Escort VII (95-02)						
1300i 44KW	02/95 → 09/02	SP-1072	MD-5046	SP-2100		
1400i 55KW	02/95 → 08/98	SP-892	MD-5046	SP-2111		
1600i	02/95 → 09/00	SP-1244	MD-9220	SP-2111		
1800i 16V	02/95 → 02/99	SP-1244	MD-9220	SP-2111		
1800TD BOSCH	02/95 → 09/00	SP-949	MD-9220	SP-983		
1800TD CAV	02/95 → 09/00	SP-949	MD-9220	MD-093		
Explorer I (93-00)						
4000i 115KW	11/93 → 12/00	SP-866		SP-2112		
4000i 121KW	11/93 → 12/00	SP-866		SP-2112		
4900i	01/96 → 12/00	SP-866		SP-2112		
Explorer II (00-)						
4000 V6, 150 KW	10/00 →	SP-1084				
4600 V8, 169 KW	10/00 →	SP-1084				
4600 V8, 178 KW	11/01 → 01/08	SP-1084				
4600 V8, 215KW	09/05 →	SP-1084				
Fiesta Courier I (91-96)						
1300 44KW	09/91 → 01/96	SP-1072	MD-5046	SP-2111		
1800D 44KW	07/91 → 02/94	SP-949	MD-9126			
	03/94 → 01/96	SP-949	MD-9318	MD-093		
Fiesta Courier II (96-)						
1300 44KW	02/96 →	SP-1072	MD-9966	SP-2111	MS-6006	
					MS-6006C	

		 OIL	 AIR	 FUEL	 CABIN	 OTHER
FORD						
Fiesta Courier II (96-)						
1400i 66KW	04/96 →	SP-1073	MD-9966	SP-2111	MS-6006 MS-6006C	
1800Di 55KW	09/00 →	SP-938	MD-9966	SP-1128	MS-6006 MS-6006C	
1800Diesel 44KW	02/96 →	SP-949	MD-9966	MD-093	MS-6006 MS-6006C	
Fiesta I (76-86)						
1000	08/76 → 10/82	SP-945	MD-008	FF-010		
1100	08/76 → 10/82	SP-945	MD-008	FF-010		
1300 OHV 49KW	08/77 → 12/82	SP-945	MD-5024	FF-010		
Fiesta II (82-89)						
1000	11/82 → 02/89	SP-945	MD-416	FF-010		
1100	11/82 → 02/89	SP-945	MD-416	FF-010		
1300 CVH 51KW	01/84 → 02/85	SP-892	MD-018	FF-010		
1400 CVH 55KW	02/85 → 03/89	SP-892	MD-580	FF-010		
1400i KAT	02/85 → 03/89	SP-892	MD-580	SP-2004		
1400i KAT HL14CFI - Mot.	02/85 → 03/89	SP-892	MD-640	SP-2004		
1400i KAT HL14CFI - Mot. some/teilweise	02/85 → 03/89		MD-580			
1600 XR2 62KW	01/82 → 01/84	SP-945	MD-5024			
1600 XR2 71KW	02/83 → 09/89	SP-892	MD-640			
1600D BOSCH	03/83 → 02/89	SP-962	MD-9586	SP-966		
1600D CAV	01/87 → 02/89	SP-962	MD-9586	MD-093		
Fiesta III (89-95)						
1000i	03/89 → 09/94	SP-945	MD-416	SP-2004		
1100	03/89 → 09/94	SP-945	MD-416	FF-010		
1100i	03/89 → 06/92	SP-945	MD-416	SP-2004		
	07/92 → 09/94	SP-945	MD-416	SP-2111		
1300i	04/90 → 09/94	SP-945	MD-5046	SP-2111		
1400 CVH 55KW	03/89 → 09/94	SP-892	MD-5040	FF-010		
1400i	03/89 → 06/92	SP-892	MD-5040	SP-2004		
	07/92 → 12/93	SP-892	MD-5040	SP-2111		
	01/94 → 09/94	SP-892	MD-9398	SP-2111		
1600 CVH	03/89 → 09/94	SP-892	MD-5040			
1600i 16V 65KW	01/94 → 09/94	SP-1244				
1600i Turbo	01/90 → 06/92	SP-892	MD-9126	SP-2004		
	07/92 → 12/92	SP-892	MD-9126	SP-2111		
1600i XR2i	09/89 → 06/92	SP-892	MD-9126	SP-2004		
	07/92 → 12/94	SP-892	MD-9126	SP-2111		
1800D BOSCH	03/89 → 01/92	SP-949	MD-9126	SP-973		
	02/93 → 01/94	SP-949	MD-9126	SP-983		
	02/94 → 09/94	SP-949	MD-9318	SP-983		
1800D CAV	03/89 → 01/94	SP-949	MD-9126	MD-093		
	02/94 → 09/94	SP-949	MD-9318	MD-093		
1800i 16V,Eng:RDB,77KW	03/92 → 09/94	SP-1244	MD-9274	SP-2111		
1800i XR2i 16V,Eng:RQC, 96KW	03/92 → 12/94	SP-1244	MD-9274	SP-2111		
1800TD BOSCH	03/89 → 01/92	SP-949	MD-9126	SP-973		
	02/93 → 01/94	SP-949	MD-9126	SP-983		
	02/94 → 09/94	SP-949	MD-9318	SP-983		
1800TD CAV	03/89 → 01/94	SP-949	MD-9126	MD-093		
	02/94 → 09/94	SP-949	MD-9318	MD-093		
Fiesta IV (96-02)						
1000i, 48 KW	09/99 → 04/02	SP-1072	MD-416	SP-2111	MS-6006 MS-6006C	
1250i, ZETEC DHA/DHB, 16V, 55 KW	01/96 → 11/99	SP-1073	MD-9966	SP-2111	MS-6006 MS-6006C	
	12/99 → 04/02	SP-1073	MD-9748	SP-2111	MS-6006 MS-6006C	
1300i, 37 KW	09/96 → 04/02	SP-1072	MD-9966	SP-2111	MS-6006 MS-6006C	

FORD

Fiesta IV (96-02)

1300i, 44 KW	01/96 → 04/02	SP-1072	MD-9966	SP-2111	MS-6006 MS-6006C
1400i, 16V, 66 KW	04/96 → 04/02	SP-1073	MD-9966	SP-2111	MS-6006 MS-6006C
1600i, Sport 16V, 76 KW	04/99 → 04/02	SP-1244	MD-9966	SP-2111	MS-6006 MS-6006C
1800 DI, 55 KW	04/00 → 04/02	SP-938	MD-9966	SP-1128	MS-6006 MS-6006C
1800 TDITurbodiesel , C9DC, 66 KW	03/00 → 04/02	SP-938	MD-9470	SP-1128	MS-6006 MS-6006C
1800D BOSCH 44KW	01/96 → 04/00	SP-949	MD-9966	SP-983	MS-6006 MS-6006C
1800D CAV, 44 KW	01/96 → 05/00	SP-949	MD-9966	MD-093	MS-6006 MS-6006C

Comments: CAV/Delphi injection system

1800D, 44 KW	01/96 → 05/00	SP-949	MD-9966	SP-983	MS-6006 MS-6006C
--------------	---------------	--------	---------	--------	---------------------

Comments: Bosch inj. system

Fiesta V (02-08)

1250i, FUJA/FUJB, 55 KW	05/02 → 12/08	SP-1244	MD-9748	SP-2143	MS-6259 MS-6259C
1250i, M7JA, M7JB, 51 KW	03/03 → 12/08	SP-1244	MD-8020	SP-2143	MS-6259 MS-6259C
1300 44KW	09/02 → 12/08	SP-1244	MD-8020	SP-2143	MS-6259 MS-6259C
1300 S, 50 KW	03/02 → 12/08	SP-1244	MD-8020	SP-2143	MS-6259 MS-6259C
1300 S, A9JA, A9JB, 51 KW	09/02 → 12/08	SP-1244	MD-8020	SP-2143	MS-6259
1300, BAJA, 43 KW	03/02 → 12/08	SP-1244	MD-8020	SP-2143	MS-6259 MS-6259C
1300, BAJA, 44 KW	09/02 → 12/08	SP-1244	MD-8020	SP-2143	MS-6259 MS-6259C
1400 16V, 59 KW	03/02 → 12/08	SP-1073	MD-8020	SP-2143	MS-6259 MS-6259C
1400 TDCi Duratorq, 50 KW	03/02 → 12/08	MD-509	MD-9756 MD-8486	FF-058	MS-6259 MS-6259C

Comments: For Dusty environments use MD-9756

1600 16V,FYJA , 74 KW	03/02 → 12/08	SP-1244	MD-8020	SP-2143	MS-6259 MS-6259C
1600 TDCi, 66 KW	11/04 → 12/08	MD-509	MD-8376	FF-064	MS-6259 MS-6259C
2000, ST150, N4JB, 110 KW	01/05 → 12/08	SP-1296	MD-8528	SP-2143	MS-6259 MS-6259C

Fiesta VI (08-)

1250, 44KW	10/08 →	SP-1073	MD-8446		MS-6393
1250, 60KW	10/08 →	SP-1073	MD-8446		MS-6393
1400 TDCi 50KW	10/08 →	MD-509	MD-9756 MD-8486	FF-058	MS-6393

Comments: For Dusty environments use MD-9756

1400 TDCi, 51 KW	09/10 →	MD-509	MD-8446		MS-6393
1400, 71KW	10/08 →	SP-1073	MD-8446		MS-6393
1600 TDCi 55Kw	10/08 → 02/10	MD-509	MD-8446	FF-064	MS-6393
	03/10 →	MD-509	MD-8446	FF-064 SP-1360	MS-6393

Comments: UFI Filtration use SP-1360, Delphi use FF-064

1600 TDCi 66Kw	10/08 → 03/10	MD-509	MD-8450	FF-034 SP-1360	MS-6393
----------------	---------------	--------	---------	-------------------	---------

Comments: UFI Filtration use SP-1360, Delphi use FF-064

1600 TDCi 70Kw	04/10 →	MD-509	MD-8446		MS-6393
1600 Ti-VCT Sport, 99 KW	02/11 →		MD-8446		MS-6393
1600 Ti-VCT, 88 KW	10/08 →	SP-1073	MD-8446		MS-6393

FORD

Focus C-Max (03-07)

1600 TDCI, D/torg, 66 KW	01/05 → 09/05	MD-509	MD-8158	FF-064	MS-6331 MS-6331C
	10/05 → 05/07	MD-509	MD-8158	SP-1360	MS-6331 MS-6331C
1600 TDCI, D/torg, 80 KW	10/03 → 09/05	MD-509	MD-8158	FF-064	MS-6331 MS-6331C
	10/05 → 05/07	MD-509	MD-8158	SP-1360	MS-6331 MS-6331C
1600 Ti-VCT ,Duratec, 85 KW	08/04 → 05/07	SP-1073	MD-8108		MS-6331 MS-6331C
1600, Duratec, 74 KW	10/03 → 05/07	SP-1073	MD-8108		MS-6331 MS-6331C
1800, 16V, Flexifuel, 92 KW	10/03 → 05/07	SP-1296	MD-8108		MS-6331 MS-6331C
1800, Duratec, CSDA, CSDB, 88 KW	10/03 → 05/04	SP-1296	MD-8108		MS-6331 MS-6331C
1800, Duratec, QQDA, QQDB, Q7DA, 92 KW	03/04 → 05/07	SP-1296	MD-8108		MS-6331 MS-6331C
1800, TDCi, 85KW	01/05 → 05/07	SP-940	MD-8106	MD-617	MS-6331 MS-6331C
2000 Duratec, 106 KW	03/04 → 05/07	SP-1296	MD-8108	SP-2159	MS-6331 MS-6331C
2000 Duratorq TDCi, 100 KW	10/03 → 05/07	MD-525	MD-8106	MD-563	MS-6331 MS-6331C
2000 TDCi Duratorq, 100 KW	10/03 → 05/07	MD-525	MD-8106	MD-563	MS-6331 MS-6331C
2000, AODA, AODB, 106 KW	03/04 → 05/07		MD-8106	SP-2159	MS-6331 MS-6331C
2000, 2.0 Bi-fuel CNG, Duratec, 107 KW	03/04 → 05/07	SP-1296	MD-8106	SP-2159	MS-6331 MS-6331C

Focus Cabriolet (06-)

1600 16V, Durateq, 74KW	10/06 → 03/07	SP-1073	MD-8108		MS-6303 MS-6303C
	04/07 →	SP-1073			MS-6303 MS-6303C
2000 16V, Duratec, 107KW	10/06 → 03/07	SP-1296	MD-8108	SP-2159	MS-6303 MS-6303C
	03/07 →	SP-1296		SP-2159	MS-6303 MS-6303C
2000 TDCi, Duratorq, 100KW	10/06 →	MD-525	MD-8106	MD-563	MS-6303 MS-6303C

Focus I (98-04)

1400i 16V DOHC Zetec SE,55KW	09/98 → 12/04	SP-1073	MD-9470	SP-2130	MS-6148 MS-6148C
	08/02 → 12/04	SP-1073	MD-9470	SP-2159	MS-6148 MS-6148C
Comments: partly/or filter diam 55 mm					
1600i 16V DOHC Zetec SE,74KW	09/98 → 12/04	SP-1244	MD-9470	SP-2130	MS-6148 MS-6148C
1800 Di	09/99 → 09/01	SP-938	MD-9470	SP-1128	MS-6148 MS-6148C
	10/01 → 12/04	SP-938	MD-9470	SP-1329	MS-6148 MS-6148C
1800 TDCi, F9DA/DB, 85 KW	03/01 → 12/04	SP-938	MD-9470	SP-1263	MS-6148 MS-6148C
1800 TDCi, FFDA, 74 KW	09/02 → 12/04	SP-938	MD-9470	SP-1263	MS-6148 MS-6148C

FORD

Focus I (98-04)

1800 TDi	10/98 → 09/01	SP-938	MD-9470	SP-1128	MS-6148 MS-6148C
	09/01 → 12/04	SP-938	MD-9470	SP-1329	MS-6148 MS-6148C
1800i Zetec E	10/98 → 12/04	SP-1244	MD-9470	SP-2130	MS-6148 MS-6148C
2000i 16V	10/98 → 12/04	SP-1244	MD-9470	SP-2130	MS-6148 MS-6148C
2000i Zetec16V, 96 KW	10/98 → 12/04	SP-1244	MD-9470	SP-2130	MS-6148 MS-6148C
	08/02 → 12/04	SP-1244	MD-9470	SP-2159	MS-6148 MS-6148C

Comments: partly/or filter diam 55mm

Focus II (04-)

1400 16V, Duratec (G8DC), 74 KW	11/04 → 03/07		MD-8108		MS-6303 MS-6303C
	04/07 →		MD-5294		MS-6303 MS-6303C
1400 16V, Duratec, 59 KW	11/04 →	SP-1073	MD-8108		MS-6303 MS-6303C
1600 16V, Duratec, 74 KW	11/04 →	SP-1073	MD-8108 MD-5294		MS-6303 MS-6303C
1600 16V, Ti-VCT, Duratec, 85 KW	11/04 →	SP-1073	MD-8108 MD-5294		MS-6303 MS-6303C
1600 TDCi, D/torg, 80 KW	11/04 → 09/05	MD-509	MD-8158	FF-064	MS-6303 MS-6303C
	10/05 →	MD-509	MD-8158	SP-1360	MS-6303 MS-6303C
1600 TDCi, Duratec, 66 KW	05/05 → 09/05		MD-8158	FF-064	MS-6303 MS-6303C
	09/05 → 03/07		MD-8158	SP-1360	MS-6303 MS-6303C
	04/07 →		MD-5294	SP-1360	MS-6303 MS-6303C
1800 16V Duratec, Flexifuel, 92 KW	03/04 → 03/07		MD-8108		MS-6303 MS-6303C
	04/07 →		MD-5294		MS-6303 MS-6303C
1800 TDCi, Dutatorq, 85 KW	05/05 → 03/07	SP-940	MD-8106	MD-617	MS-6303 MS-6303C
	04/07 →	SP-940	MD-5294	MD-617	MS-6303 MS-6303C
2000 16V, Duratec, 107 KW	11/04 →	SP-1073	MD-8108	SP-2159	MS-6303 MS-6303C
	10/06 →	SP-1296	MD-8108 MD-5294	SP-2159	MS-6303 MS-6303C
2000 TDCi, Dutatorq, 100 KW	11/04 →	MD-525	MD-8106 MD-5294	MD-563	MS-6303 MS-6303C
2500 RS 500, 257 KW	05/10 →	MD-469	MD-5294		MS-6303 MS-6303C
2500 RS, 224 KW	03/09 →	MD-469	MD-5294		MS-6303 MS-6303C
2500 ST, 166 KW	11/05 →	MD-469	MD-8306		MS-6303 MS-6303C

Focus III (11-)

1000 EcoBoost,10FDOX (FOX),74 KW	03/12 →		MD-5294		
1000 EcoBoost,10FDOX (FOX),92 KW	03/12 →		MD-5294		
1600 EcoBoost SCTi Sigma 110 KW	03/11 →	SP-1073	MD-5294		MS-6331
1600 EcoBoost SCTi Sigma 134 KW	03/11 →	SP-1073	MD-5294		MS-6331

FORD

Focus III (11-)

1600 TDCi Econetic, SOHC-DV6C, 77 KW	06/12 →	MD-509	MD-5294			
1600 TDCi SOHC-DV6 70KW	03/11 →	MD-509	MD-5294		MS-6331	
1600 TDCi SOHC-DV6 85KW	03/11 →	MD-509	MD-5294		MS-6331	
1600 Ti-VCT Flexifuel Zetec-S 88 Kw	03/11 →	SP-1073	MD-5294		MS-6331	
1600 Ti-VCT Flexifuel Zetec-S, 63 KW	08/11 →	SP-1073	MD-5294		MS-6331	
1600 Ti-VCT Zetec-S 77Kw	03/11 →	SP-1073	MD-5294		MS-6331	
1600 Ti-VCT Zetec-S 92 KW	03/11 →	SP-1073	MD-5294		MS-6331	
	03/11 →	SP-1073			MS-6331	
2000 Ecoboost ST, 184 KW	06/12 →		MD-5294		MS-6331	
2000 TDCi Duratorq 120 KW	03/11 →	MD-525	MD-5294	MD-657	MS-6331	
2000 TDCi Duratorq 85 KW	03/11 →	MD-525	MD-5294	MD-657	MS-6331	
2000 TDCi Duratorq, 103 KW	03/11 →	MD-525	MD-5294	MD-657		

Fusion / Fusion Plus (02-)

1250 FUJA, FUJB, 55 KW	03/05 →	SP-1073	MD-8020	SP-2143	MS-6259 MS-6259C	
1400 TDCi T/diesel, F6JA, 50 KW	08/02 →	MD-509	MD-9756 MD-8486	FF-058	MS-6259 MS-6259C	
Comments: For Dusty environments use MD-9756						
1400i, FXJA, FXJB, 59 KW	08/02 →	SP-1073	MD-8020	SP-2143	MS-6259 MS-6259C	
1600 TDCi, 66 KW	11/04 →	MD-509	MD-8376	FF-064	MS-6259 MS-6259C	
1600i, FYJA, 74 KW	08/02 →	SP-1244	MD-8020	SP-2143	MS-6259 MS-6259C	

Galaxy I (94-06)

1900 TDi 96KW	10/02 → 05/06	MD-437	MD-9790	SP-1253	MS-6020 MS-6020C	
1900TDi 66KW, 1Z/AHU	02/95 → 03/00	SP-1120	MD-9394		MS-6020 MS-6020C	
1900TDi 66KW, ANU	04/00 → 05/06	MD-355	MD-9790	SP-1253	MS-6020 MS-6020C	
1900TDi 81KW	08/97 → 05/00	SP-1078	MD-9394		MS-6020 MS-6020C	
1900TDi 85KW	06/00 → 05/06	MD-355	MD-9790	SP-1253	MS-6020 MS-6020C	
2000i	02/95 → 05/00	SP-1244	MD-9394	SP-2003	MS-6020 MS-6020C	
2300i 16V	09/96 → 05/00	SP-1244	MD-9394	SP-2003	MS-6020 MS-6020C	
	06/00 → 05/06	SP-1244		SP-2003	MS-6020 MS-6020C	
2800i -Mot 176889	08/94 → 05/00	MD-303	MD-9394	SP-2003	MS-6020 MS-6020C	
2800i Mot 176890-	08/94 → 05/00	MD-353	MD-9394	SP-2003	MS-6020 MS-6020C	
2800i V6 150KW	06/00 → 05/06	MD-437	MD-9790	SP-2003	MS-6020 MS-6020C	

Galaxy II (06-)

1600 Ecoboost SCTi, 118 KW	11/10 →	SP-1073	MD-8354		MS-6331 MS-6331C	
1600 TDCi, 85 KW	03/11 →	MD-509	MD-8354		MS-6331 MS-6331C	
1800 TDCi, QYWA, 74 KW	05/06 →	SP-940	MD-8354	MD-617	MS-6331 MS-6331C	
2000i EcoBoost SCTi, 149KW	03/10 →	SP-1296	MD-8354		MS-6331 MS-6331C	

FORD

Galaxy II (06-)

2000i TDCi, 103KW	05/06 → 02/10	MD-525	MD-8354	MD-563	MS-6331 MS-6331C
	03/10 →	MD-525	MD-8354	MD-657	MS-6331 MS-6331C
2000i TDCi, 120KW	03/10 →	MD-525	MD-8354	MD-657	MS-6331 MS-6331C
2000i TDCi, 85KW	05/06 → 02/10	MD-525	MD-8354	MD-563	MS-6331 MS-6331C
	03/10 →	MD-525	MD-8354	MD-657	MS-6331 MS-6331C
2000i TDCi, 96KW	03/10 →	MD-525	MD-8354	MD-657	MS-6331 MS-6331C
	05/06 → 02/10	MD-525	MD-8354	MD-563	MS-6331 MS-6331C
2000i, 107KW	05/06 →	SP-1296	MD-8354		MS-6331 MS-6331C
2200 TDCi, 147 KW	11/10 →	MD-525			MS-6331 MS-6331C
2200i TDCi, 129KW	03/08 →	MD-525	MD-5332		MS-6331 MS-6331C
2300i 16V, 118KW	10/07 → 06/10	MD-431	MD-8354		MS-6331 MS-6331C

Granada (71-95)

1600 55KW	06/80 → 03/84	SP-816	MD-042	FF-010	
1700	03/75 → 08/85	SP-816	MD-582	FF-010	
1900D	07/71 → 07/82		MD-168	MD-195	
2000 OHC 71/73KW	04/71 → 08/77	SP-816	MD-098	FF-010	
2000 OHC 73/74KW	09/77 → 03/84	SP-816	MD-042	FF-010	
2000 V6 66KW	04/71 → 01/85	SP-816	MD-098	FF-010	
2100D	07/71 → 07/82		MD-168	MD-195	
2300 V6 79KW	04/71 → 01/85	SP-816	MD-582	FF-010	
2500D	08/81 → 03/95	SP-953	MD-5028	MD-195	
2600 V6	03/75 → 08/77	SP-816	MD-582	FF-010	
2800 V6	08/77 → 01/95	SP-816	MD-9400	FF-009	
2800i V6	09/76 → 08/77	SP-816	MD-9400	SP-2002	
	09/77 → 08/81	SP-816	MD-9638	SP-2002	
	09/81 → 03/84	SP-816	MD-9638	SP-2004	
3000 V6 101KW	03/75 → 08/77	SP-816	MD-014	FF-010	
3000 V6 101KW some/teilweise	03/75 → 08/77	SP-816	MD-9638	SP-2004	

KA I (96-08)

1000i (RBT), 38 KW	06/98 → 09/99	SP-1072	MD-8080	SP-2111	MS-6006 MS-6006C
1000i (RBT), 48 KW	09/99 → 12/08	SP-1072	MD-8080	SP-2111	MS-6006 MS-6006C
1300i (JJD), 36 KW	06/98 → 08/99	SP-1072	MD-9438	SP-2111	MS-6006 MS-6006C
1300i (JJD), 37 KW	06/96 → 10/98	SP-1072	MD-9438	SP-2111	MS-6006 MS-6006C
1300iBAA, J4D/K/M/N/P/S, 44 KW	09/96 → 10/02	SP-1072	MD-9438	SP-2111	MS-6006 MS-6006C
1600 (Sport), CDB, CDC, CDRA, CDRB, 70 KW	10/02 → 12/08	SP-1244	MD-8080	SP-2111	MS-6006 MS-6006C

KA II (08-)

1200, 51KW	12/08 →	SP-1001	MD-8184		MS-6302
1300 TDCi, 55KW	12/08 → 10/10	MD-537	MD-8094	SP-1343	MS-6302
Comments: Purflux Housing Euro 4	12/08 → 10/10	MD-547	MD-8094	SP-1343	MS-6302
Comments: UFI Housing Euro 4	11/10 →	MD-637	MD-8094		MS-6302
Comments: UFI Housing Euro 5					

		 OIL	 AIR	 FUEL	 CABIN	 OTHER
FORD						
KA II (08-)						
1300 TDCi, 70 Kw	07/11 →	MD-637	MD-8524		MS-6302	
1400 S, 99 Kw	07/11 →	MD-537			MS-6302	
Kuga (08-)						
2000 TDCi, 103KW	05/10 →	MD-525	MD-5294	MD-657	MS-6331 MS-6331C	
2000 TDCi, 120KW	05/10 →	MD-525	MD-5294	MD-657	MS-6331 MS-6331C	
2000 TDCi, Duratorq, 100KW	04/08 → 04/10	MD-525	MD-5294	MD-563	MS-6331 MS-6331C	
2500 Turbo, 147 KW	11/08 →	MD-469	MD-8306		MS-6331 MS-6331C	
Laser (81-03)						
1300 B3	01/87 → 12/89	SP-1002	MD-544			
1300 BG3	01/90 → 05/93	SP-1002	MD-9892			
1300 E3	03/81 → 12/85	SP-934	MD-154			
1500 B5	01/87 → 12/89	SP-1002	MD-544			
1500 BG5	01/90 → 05/95	SP-1002	MD-9892			
1500 E5	05/81 → 12/85	SP-934	MD-154			
1500i BG5	01/90 → 05/95	SP-1002	MD-9894			
1600 B6	01/87 → 12/89	SP-1002	MD-9130			
1600i BG6	01/90 → 05/95	SP-1002	MD-9894			
1700D B57/B67	01/85 → 12/89	SP-819	MD-9138	SP-1003		
Maverick I (92-00)						
2400i 85KW	09/96 → 11/00	SP-929	MD-9640	SP-2041		
2400i 87KW	09/96 → 04/98	SP-929		SP-2041		
2400i 91KW	01/92 → 09/96	SP-929	MD-9640	SP-2041		
2700TD 74KW	01/92 → 04/96	SP-996	MD-652	SP-971		
	05/96 → 12/96	SP-996	MD-734	SP-971		
2700TD 92KW	01/97 → 11/00	SP-901	MD-734	SP-971		
Maverick II (00-)						
2000i 16V, 95 KW	10/00 → 04/04	SP-978	MD-9602		MS-6427	
2300 16V, 110 KW	03/04 →	SP-1296	MD-9602		MS-6427	
3000i V6 24V 145KW	10/00 → 03/04	SP-1084	MD-9602		MS-6427	
3000i V6 24V, 148 KW	04/04 →	SP-1084	MD-9602		MS-6427	
Mondeo I (92-96)						
1600i, 16V 66 KW	11/92 → 09/96	SP-1244	MD-9248	SP-2111	MS-6120 MS-6120C	
1800i	11/92 → 08/96	SP-1244	MD-9248	SP-2111		
1800TD BOSCH	11/92 → 08/96	SP-949	MD-9256	SP-983		
1800TD CAV	11/92 → 08/96	SP-949	MD-9256	MD-093		
2000i 16V,97KW	12/94 → 08/96	SP-1244	MD-9248	SP-2111		
2000i,Eng:NGA,100KW	11/92 → 08/96	SP-1244	MD-9248	SP-2111		
2500i 24V,125 KW,	10/93 → 08/96	SP-1084	MD-9728	SP-2111	MS-6120 MS-6120C	
Mondeo II (96-00)						
1600i,66KW	09/96 → 11/00	SP-1244	MD-9248	SP-2111	MS-6120 MS-6120C	
1600i,70KW	05/98 → 11/00	SP-1244	MD-9248	SP-2111	MS-6120 MS-6120C	
1800i,85KW	09/96 → 11/00	SP-1244	MD-9248	SP-2111	MS-6120 MS-6120C	
1800TD,66KW,(CAV Fuel Filter)	09/96 → 11/00	SP-949	MD-9256	SP-983	MS-6120 MS-6120C	
2000i,96KW	09/96 → 11/00	SP-1244	MD-9248	SP-2111	MS-6120 MS-6120C	
2500 24V 125KW	09/96 → 11/00	SP-1084	MD-9728	SP-2111	MS-6120 MS-6120C	
2500 V6 ST200,151KW	03/99 → 11/00	SP-1084	MD-9728	SP-2111	MS-6120 MS-6120C	

FORD

Mondeo II (96-00)

2500i (BFP), 151KW	05/99 → 11/00	SP-1084	MD-9728	SP-2111	MS-6120 MS-6120C
--------------------	---------------	---------	---------	---------	---------------------

Mondeo III (00-07)

1800 SCi, CFBA, 96 KW	07/03 → 03/07	SP-1296	MD-9730		MS-6204 MS-6204C
-----------------------	---------------	---------	---------	--	---------------------

Comments: OIL FILTER: MD-431 partly/or filter element

1800,Duratec CGBA/BB,81KW	11/00 → 10/02	MD-431	MD-9730	SP-2168	MS-6204 MS-6204C
---------------------------	---------------	--------	---------	---------	---------------------

1800,Duratec CHBA/BB,92KW	11/00 → 10/02	MD-431	MD-9730	SP-2168	MS-6204 MS-6204C
---------------------------	---------------	--------	---------	---------	---------------------

2000,Duratec CJBA/BB,106KW	11/00 → 10/02	MD-431	MD-9730	SP-2168	MS-6204 MS-6204C
----------------------------	---------------	--------	---------	---------	---------------------

2000Di,Duratorq Di D5BA,66KW	11/00 → 03/07	MD-435	MD-9730	SP-1263	MS-6204 MS-6204C
------------------------------	---------------	--------	---------	---------	---------------------

2000Di,Duratorq DI D6BA,85KW	11/00 → 08/02	MD-435	MD-9730	SP-1256	MS-6204 MS-6204C
------------------------------	---------------	--------	---------	---------	---------------------

	09/02 → 03/07	MD-435	MD-9730	SP-1263	MS-6204 MS-6204C
--	---------------	--------	---------	---------	---------------------

Comments: SP-1263: CAV/Delphi injection system.

2000TDCi, FMBA,N7BA, 96 KW	09/01 → 03/04	MD-435	MD-9730	SP-1263	MS-6204 MS-6204C
----------------------------	---------------	--------	---------	---------	---------------------

2200TDCi, QJBA QJBB, 114 KW	09/04 → 03/07	MD-435	MD-9730	SP-1263	MS-6204 MS-6204C
-----------------------------	---------------	--------	---------	---------	---------------------

2500 V6 Eng:Duratec LCBD 125KW	11/00 → 03/07	SP-1084	MD-9730	SP-2168	MS-6204 MS-6204C
--------------------------------	---------------	---------	---------	---------	---------------------

3000 ST220 Eng:Duratec V6 ST 166KW	09/01 → 03/07	SP-1084	MD-9730	SP-2168	MS-6204 MS-6204C
------------------------------------	---------------	---------	---------	---------	---------------------

3000 V6, REBA, 150 KW	08/04 → 03/07	SP-1084	MD-9730	SP-2168	MS-6204 MS-6204C
-----------------------	---------------	---------	---------	---------	---------------------

Mondeo IV (07-)

1600 EcoBoost SCTi, 118 KW	11/10 →	SP-1073	MD-8354		MS-6331 MS-6331C
----------------------------	---------	---------	---------	--	---------------------

1600 TDCi, 85 KW	03/11 →	MD-509	MD-8354		MS-6331 MS-6331C
------------------	---------	--------	---------	--	---------------------

1600 Ti- VCT, 81 KW	04/07 →	SP-1073	MD-8354		MS-6331 MS-6331C
---------------------	---------	---------	---------	--	---------------------

1600 Ti- VCT, 88 KW	09/10 →	SP-1073	MD-8354		MS-6331 MS-6331C
---------------------	---------	---------	---------	--	---------------------

1600 Ti- VCT, 92 KW	04/07 →	SP-1073	MD-8354		MS-6331 MS-6331C
---------------------	---------	---------	---------	--	---------------------

1800 TDCi, 74 KW	04/07 →	SP-940	MD-8354	MD-617	MS-6331 MS-6331C
------------------	---------	--------	---------	--------	---------------------

1800 TDCi, 92 KW	06/07 →	SP-940	MD-8354	MD-617	MS-6331 MS-6331C
------------------	---------	--------	---------	--------	---------------------

2000 EcoBoost SCTi, 149KW	03/10 →	SP-1296	MD-8354		MS-6331 MS-6331C
---------------------------	---------	---------	---------	--	---------------------

2000 EcoBoost SCTi, 176 KW	09/10 →		MD-8354		MS-6331 MS-6331C
----------------------------	---------	--	---------	--	---------------------








2000 TDCi Duratorq, 103 KW	04/07 → 02/10	MD-525	MD-8354	MD-647	MS-6331 MS-6331C
----------------------------	---------------	--------	---------	--------	---------------------

	02/10 →	MD-525	MD-8354	MD-657	MS-6331 MS-6331C
--	---------	--------	---------	--------	---------------------

2000 TDCi Duratorq, 120Kw	03/10 →	MD-525	MD-8354	MD-657	MS-6331 MS-6331C
---------------------------	---------	--------	---------	--------	---------------------

2000 TDCi Duratorq, 85 KW	04/07 → 02/10	MD-525	MD-8354	MD-647	MS-6331 MS-6331C
---------------------------	---------------	--------	---------	--------	---------------------

	03/10 →	MD-525	MD-8354	MD-657	MS-6331 MS-6331C
--	---------	--------	---------	--------	---------------------

		 OIL	 AIR	 FUEL	 CABIN	 OTHER
FORD						
Mondeo IV (07-)						
2000 TDCi Duratorq, 96 KW	04/07 → 02/10	MD-525	MD-8354	MD-647	MS-6331 MS-6331C	
	02/10 →	MD-525	MD-8354	MD-657	MS-6331 MS-6331C	
2000, 107 KW	04/07 →	SP-1296	MD-8354		MS-6331 MS-6331C	
2200 TDCi ,129 KW	03/08 →	MD-525	MD-5332		MS-6331 MS-6331C	
2200 TDCi ,147 KW	11/10 →	MD-525			MS-6331 MS-6331C	
2300 16V,118 KW	10/07 → 06/10	MD-431	MD-8354		MS-6331 MS-6331C	
2500, 162 KW	04/07 → 06/10	MD-469	MD-8306		MS-6331 MS-6331C	
Mustang/Mustang Conv. (93-)						
3800 V6, 112KW	09/93 →	SP-1244				
Orion (82-93)						
1300 CVH	11/82 → 03/85	SP-892	MD-018	FF-010		
1300 OHV	03/85 → 07/88	SP-945	MD-416	FF-010		
	08/88 → 09/89	SP-945	MD-5046			
	10/89 → 07/93	SP-945	MD-5046			
1400 CVH 54/55KW	03/85 → 07/90	SP-892	MD-580	FF-010		
1400i	01/89 → 10/89	SP-892	MD-5040	SP-2004		
	10/86 → 12/88	SP-892	MD-580	SP-2004		
	10/89 → 07/93	SP-892	MD-5040			
1600 CVH	09/82 → 02/85	SP-892	MD-570	FF-010		
	03/85 → 12/88	SP-892	MD-640	FF-010		
	01/89 → 10/89	SP-892	MD-5040			
	10/89 → 07/93	SP-892	MD-5040			
1600D BOSCH	03/83 → 12/88	SP-962	MD-9586	SP-966		
1600D CAV	01/87 → 12/88	SP-962	MD-9586	MD-093		
1600i	10/89 → 09/92	SP-892	MD-9220	SP-2100		
1600i K/Ke - Jetr.	03/85 → 10/89	SP-892	MD-9400	SP-2004		
1600i L/Le - Jetr.	08/89 → 10/89	SP-892	MD-9126	SP-2004		
1600i ZETA 16V	10/92 → 07/93	SP-1244	MD-9220	SP-2111		
1800D BOSCH	12/88 → 10/89	SP-949	MD-9116	SP-973		
	10/89 → 12/92	SP-949	MD-9220	SP-973		
	01/92 → 07/93	SP-949	MD-9220	SP-983		
1800D CAV	12/88 → 10/89	SP-949	MD-9116	MD-093		
	10/89 → 07/93	SP-949	MD-9220	MD-093		
1800i ZETA 16V	02/92 → 07/93	SP-1244	MD-9220	SP-2111		
1800TD BOSCH	10/89 → 07/93	SP-949	MD-9220	SP-973		
1800TD CAV	10/89 → 07/93	SP-949	MD-9220	MD-093		
P100 (82-)						
1600	04/82 → 12/86	SP-816	MD-042			
1800TD BOSCH	10/86 → 12/92	SP-949	MD-9638	SP-973		
1800TD CAV	10/86 → 12/92	SP-949	MD-9638	MD-093		
2000	01/88 →	SP-816	MD-616			
Probe (91-)						
2000i 16V	10/93 → 03/98	SP-1001	MD-9244	SP-2110		
2200i Turbo 108KW	03/91 → 12/92	SP-1001	MD-9132	SP-2113		
2500i V6 120KW	12/94 →	SP-989	MD-9244	SP-2110		
2500i V6 24V, 119KW	10/93 → 03/98	SP-989	MD-9244	SP-2110		
Puma (97-01)						
1400i 16V, 66 KW	11/97 → 09/00	SP-1073	MD-9966	SP-2111	MS-6006 MS-6006C	
1600i 16V, 76 KW	08/00 → 12/01	SP-1244	MD-9966	SP-2111	MS-6006 MS-6006C	

FORD

Puma (97-01)

1700i 16V, 92 KW	04/96 → 12/01	SP-1244	MD-9966	SP-2111	MS-6006 MS-6006C
1700i ST160, 118 KW	06/98 → 12/01	SP-1244	MD-9966	SP-2111	MS-6006 MS-6006C

RANGER (11-)

2200 TDCi (TKE), 110 KW	11/11 →				
2200 TDCi (TKE), 92 KW	11/11 →				
2500 TDCi (TKE), 122 KW	11/11 →				
3200 TDCi (TKE), 147 KW	11/11 →				

Ranger (99-)

2500 TDCi, 105KW	03/07 →	SP-866			
2500D 57KW	10/98 → 04/02	SP-993	MD-9590		
2500TD 80KW	10/98 → 04/07	SP-993	MD-9590		
3000 TDCi, 115KW	11/07 →				

S-MAX (06-)

1600 EcoBoost SCTi, 118 KW	11/10 →	SP-1073	MD-8354		MS-6331 MS-6331C
1600 TDCi, 85 KW	03/11 →	MD-509	MD-8354		MS-6331 MS-6331C
1800 TDCi, 74 KW	01/07 →	SP-940	MD-8354	MD-617	MS-6331 MS-6331C
1800 TDCi, QYWA, 92 KW	05/06 →	SP-940	MD-8354	MD-617	MS-6331 MS-6331C
	01/07 →	SP-940	MD-8354		MS-6331 MS-6331C
2000 EcoBoost SCTi, 149KW	03/10 →	SP-1296	MD-8354		MS-6331 MS-6331C
2000 EcoBoost, 176 KW	11/10 →		MD-8354		MS-6331 MS-6331C
2000 TDCi, Duratorq, 103 KW	05/06 → 02/10	MD-525	MD-8354	MD-563	MS-6331 MS-6331C
	03/10 →	MD-525	MD-8354	MD-657	MS-6331 MS-6331C
2000 TDCi, Duratorq, 85 KW	04/07 → 02/10	MD-525	MD-8354	MD-563	MS-6331 MS-6331C
	03/10 →	MD-525	MD-8354	MD-657	MS-6331 MS-6331C
2000 TDCi, Duratorq, 96 KW	05/06 → 02/10	MD-525	MD-8354	MD-563	MS-6331 MS-6331C
	03/10 →	MD-525	MD-8354	MD-657	MS-6331 MS-6331C
2000 TDCi, 120 KW	03/10 →	MD-525	MD-8354	MD-657	MS-6331 MS-6331C
2000, 107 KW	05/06 →	SP-1296	MD-8354		MS-6331 MS-6331C
2200 TDCi, 147 KW	11/10 →	MD-525			MS-6331 MS-6331C
2300 16V, 118 KW	10/07 → 06/10	MD-431	MD-8354		MS-6331 MS-6331C

Scorpio I (84-94)

1800 64/66KW	04/84 → 07/88	SP-816	MD-098	FF-010	
	07/88 → 12/89	SP-816	MD-544	FF-010	
2000 74/77KW	04/84 → 06/88	SP-816	MD-616	FF-010	
2000 77KW DOHC	06/88 → 10/93	SP-816	MD-5052	FF-009	
2000i alle	04/84 → 10/93	SP-816	MD-9638	SP-2004	
2400i	01/87 → 10/93	SP-816	MD-9638	SP-2004	
2500D	10/85 → 10/93	SP-953	MD-5028	MD-195	
2500TD	01/87 → 07/92	SP-953	MD-9638	MD-195	
	08/93 → 10/93	SP-802	MD-9638	MD-093	

FORD

Scorpio I (84-94)

2800i LHD	04/84 → 10/93	SP-816	MD-9638	SP-2004		
2800i RHD	04/84 → 10/93	SP-806	MD-9638	SP-2004		
2900i 8V LHD	04/84 → 10/93	SP-816	MD-9638	SP-2004		
2900i 8V RHD	04/84 → 10/93	SP-806	MD-9638	SP-2004		
2900i 16V	03/91 → 10/93	SP-816	MD-9638	SP-2004		
2900i 24V	03/91 → 10/93	SP-816	MD-9402	SP-2004		

Scorpio II (94-98)

2000i 16V, N3A 100 KW	10/94 → 08/98	SP-1244	MD-9402	SP-2111	MS-6008	
2000i, NSD, 85 KW	10/94 → 08/98	SP-1244	MD-9402	SP-2111	MS-6008	
2300i 16V, 108 KW	06/96 → 08/98	SP-1244	MD-9402	SP-2111	MS-6008	
2500TD, SCC, 85 KW	10/94 → 08/98	SP-802	MD-9638	MD-093	MS-6008	
2500TD, VM, 92 KW	09/96 → 08/98	SP-802	MD-9638	MD-093	MS-6008	
2900i BRG, 110 KW	01/95 → 08/98	SP-816	MD-9402	SP-2111	MS-6008	
2900i , BOB, 152 KW	10/94 → 08/98	SP-816	MD-9402	SP-2111	MS-6008	

Sierra (81-93)





1300 44KW	10/81 → 10/92	SP-816	MD-042	FF-010		
1600	10/81 → 10/92	SP-816	MD-042	FF-010		
1600 Registervergaser	03/83 → 10/92	SP-816	MD-616	FF-010		
1600i CVH 59KW	09/89 → 10/92	SP-892	MD-548	SP-2004		
1800 59KW	09/86 → 10/89	SP-816	MD-098	FF-010		
1800 64KW	05/88 → 02/93	SP-892	MD-548	FF-010		
1800 66KW	10/84 → 12/85	SP-816	MD-098	FF-010		
	01/87 → 05/88	SP-892	MD-548	FF-010		
1800i	05/88 → 03/92	SP-892	MD-548			
	04/92 → 02/93	SP-892	MD-548	SP-2004		
1800TD	10/84 → 10/92	SP-949	MD-9638	MD-195		
2000 66KW	10/81 → 10/84	SP-816	MD-042	FF-010		
2000 74/77KW	11/84 → 02/93	SP-816	MD-616	FF-010		
2000 DOHC 77KW	06/88 → 10/92	SP-816	MD-5052			
2000 RS Cosworth	01/89 → 12/89	SP-806				
2000 RS Cosworth 4x4	04/90 → 02/93	SP-816				
2000 V6 66KW	10/81 → 10/92	SP-816	MD-582	FF-010		
2000i alle	01/91 → 10/92	SP-816	MD-9638	SP-2004		
	03/84 → 12/89	SP-816	MD-9638	SP-2004		
2300 V6 84KW	10/81 → 10/92	SP-816	MD-582	FF-009		
2300D	01/83 → 10/89	SP-953	MD-5028	MD-195		
2500TD	08/93 → 10/93	SP-802	MD-9638	MD-093		
2800i 4x4 XR4i LHD	01/85 → 12/89	SP-816	MD-9522	SP-2004		
2800i 4x4 XR4i RHD	01/85 → 12/89	SP-806	MD-9522	SP-2004		
2800i XR4i	04/84 → 12/89	SP-816	MD-9638	SP-2004		
2900i V6	01/85 → 12/89	SP-816	MD-9638	SP-2004		
2900i V6 LHD	01/91 → 10/92	SP-816	MD-9638	SP-2004		
2900i V6 RHD	01/91 → 10/92	SP-806	MD-9638	SP-2004		





Taurus (51-82)








1300	10/69 → 11/81	SP-816	MD-042	FF-010		
1500 M, 23G, 48 KW	08/66 → 06/71	SP-1084	MD-042	FF-010		
1600 50 - 54KW	10/69 → 11/81	SP-816	MD-042	FF-010		
1600 GT 65KW	10/69 → 12/75	SP-816	MD-098	FF-010		
2000 OHC 72KW	10/69 → 08/79	SP-816	MD-098	FF-010		
2000 OHC 74KW Fram Airfilter	09/79 → 11/81	SP-816	MD-042	FF-009		
2000 OHC 74KW Mann Airfilter	09/79 → 11/81	SP-816	MD-098	FF-009		
2000 V6 66KW	10/69 → 12/75	SP-816	MD-568	FF-010		
	01/76 → 11/81	SP-816	MD-582	FF-010		
2300 V6 alle	10/69 → 12/75	SP-816	MD-568	FF-010		
	01/76 → 11/81	SP-816	MD-582	FF-010		








Taurus (96-)

3000 V6, 115KW	03/99 →	SP-1072				
3000, 104KW	09/96 →	SP-1244				
3000, 108KW	09/96 →	SP-1244				

		 OIL	 AIR	 FUEL	 CABIN	 OTHER
FORD						
Telstar (83-99)						
1600 F6	01/83 → 06/99	SP-937	MD-204			
1800 F8	01/87 → 12/88	SP-959	MD-9132			
	01/89 → 06/99	SP-1001	MD-9132			
Tourneo (94-00)						
2000i (N9K) 84KW	11/94 → 12/00	SP-1244	MD-9222	SP-2100		
2000i (N9L) 84KW	11/94 → 12/00	SP-1244	MD-9222	SP-2100		
2500D 4FA 51KW	11/94 → 12/00	SP-862	MD-9222	MD-267		
2500D 4FB	11/94 → 12/00	SP-862	MD-9222	MD-267		
2500D 4FC 51KW	11/94 → 12/00	SP-862	MD-9222	MD-267		
2500D 4HA 56KW	11/94 → 12/00	MD-800	MD-9222	MD-267		
2500D 4HB 56KW	11/94 → 12/00	SP-862	MD-9222	MD-267		
2500TD 4GA 63KW	11/94 → 12/00	SP-862	MD-9222	MD-267		
Tourneo Connect (02-)						
1800 16V, EYPA, EYPC, 85 KW	09/02 →	SP-1244	MD-9470	SP-2130	MS-6148 MS-6148C	
1800 TDCi Duratorq, 66 KW	09/02 →	SP-938	MD-9470	SP-1263	MS-6148 MS-6148C	
1800 TDCi Duratorq, 55 KW	09/02 →	SP-938	MD-9470	SP-1263	MS-6148 MS-6148C	
Comments: SP-1263: Injection system Delphi.						
1800 TDi Duratorq, 81 KW	08/06 →	SP-938	MD-9470	SP-1263	MS-6148 MS-6148C	
Electric	02/11 →				MS-6148	
Transit Connect (02-)						
1800 16V, EYPA,EYPC, 85 KW	09/02 →	SP-1244	MD-9470	SP-2130	MS-6148 MS-6148C	
1800 TDCi Duratorq, 66 KW	09/02 →	SP-938	MD-9470	SP-1263	MS-6148 MS-6148C	
1800 TDCi, Duratorq, 81 KW	08/06 →	SP-938	MD-9470	SP-1263	MS-6148 MS-6148C	
1800 TDDi Duratorq, 55 KW	09/02 →	SP-938	MD-9470	SP-1263	MS-6148 MS-6148C	
Comments: SP-1263: Injection system Delphi.						
Electric	02/11 →				MS-6148	
Transit I (55-78)						
1500 40KW	01/69 → 12/77	SP-816	MD-128	FF-009		
1500 44KW	01/69 → 12/77	SP-816	MD-122	FF-009		
1600	01/75 → 01/78	SP-816	MD-018	FF-010		
1700 44/48KW	04/71 → 12/77	SP-816	MD-618	FF-009		
1700 46/51KW	11/71 → 12/77	SP-816	MD-122	FF-009		
1700 V4	08/64 → 01/78	SP-838	MD-014	FF-010		
2000 V4	08/64 → 01/78	SP-838	MD-014	FF-010		
Transit II (78-86)						
1600	01/78 → 12/85	SP-816	MD-5030	FF-010		
2000 OHC 57KW	01/78 → 12/85	SP-816	MD-5030	FF-010		
2400D BOSCH	11/78 → 09/85	MD-019	MD-014	SP-905		
2400D BOSCH some	11/78 → 09/85	MD-019	MD-014	SP-966		
2400D CAV/SIMMS	01/78 → 12/84	MD-019	MD-014	MD-093		
2500D	05/84 → 09/85	SP-965	MD-014	MD-267		
3000 V6	01/78 → 12/84	SP-816		FF-009		
Transit III (85-92)						
1600	01/86 → 09/90	SP-816	MD-618	FF-010		
2000 OHC 57KW	12/85 → 09/90	SP-816	MD-618	FF-010		
2000 OHC 72KW	05/90 → 08/92	SP-816	MD-618			
2500D	10/85 → 02/89	SP-965	MD-618	MD-267		
	03/89 → 08/90	SP-965	MD-9112	MD-267		
2900i	10/88 → 09/90	SP-816		SP-2004		
Transit IV (91-94)						
2000 NCA 72KW	09/92 → 09/94	SP-816	MD-8304	SP-2100		

		 OIL	 AIR	 FUEL	 CABIN	 OTHER
FORD						
Transit IV (91-94)						
2500D	09/92 → 07/94	SP-938	MD-9112	MD-267		
2500TD/TDI	05/92 → 07/94	SP-938	MD-9112	MD-267		
2500TDI 63/74KW	08/94 → 09/97	SP-938	MD-9222	MD-267		
2900i	10/92 → 07/94	SP-816	MD-9222			
Transit V (93-00)						
2000i 84KW	08/93 → 12/00	SP-1244	MD-9222	SP-2111		
2000i 84KW AC/Klima	08/93 → 12/00	SP-816	MD-9222	SP-2111		
2500D 51/56/63KW	08/93 → 09/97	SP-938	MD-9222	MD-267		
	09/97 → 12/00	SP-938	MD-9222	MD-367		
2500DI 51KW	04/96 → 09/97	SP-938	MD-014	MD-267		
	09/97 → 12/00	SP-938	MD-014	MD-367		
2500TD/TDI	09/97 → 12/00	SP-938	MD-9222	MD-367		
2500TDE 63/73/85KW	11/97 → 12/00	SP-938	MD-9496	MD-367		
Transit VI (00-06)						
2000 Di D3FA, 55 KW	08/00 → 10/04	MD-435	MD-9708	SP-1240	MS-6256	
	11/04 → 07/06	MD-435	MD-9708	SP-1346	MS-6256	
2000 Di TDE, 63 KW	08/00 → 10/04	MD-435	MD-9708	SP-1240	MS-6256	
	07/01 → 07/06	MD-435	MD-9708	SP-1278	MS-6256	
	11/04 → 07/06	MD-435	MD-9708	SP-1346	MS-6256	
2000 Di TDE, ABFA, 74 KW	08/00 → 10/04	MD-435	MD-9708	SP-1240	MS-6256	
	11/04 → 07/06	MD-435	MD-9708	SP-1346	MS-6256	
2000 Di TDE/TDCi, 92 KW	07/02 → 07/06	MD-435	MD-9708		MS-6256	
2300i 16V E5FA, 107 KW	03/00 → 07/06	SP-1244	MD-9708		MS-6256	
2400 Di Dur/rq, 55 KW	03/00 → 10/04	MD-435	MD-9708	SP-1240	MS-6256	
	11/04 → 07/06	MD-435	MD-9708	SP-1346	MS-6256	
2400 Di TDE Dur/rq D2FA, /FE, 66 KW	03/00 → 10/04	MD-435	MD-9708	SP-1240	MS-6256	
	11/04 → 07/06	MD-435	MD-9708	SP-1346	MS-6256	
2400Di TDE Dur/rq, 92 KW	11/01 → 10/04	MD-435	MD-9708	SP-1240	MS-6256	
	11/04 → 07/06	MD-435	MD-9708	SP-1346	MS-6256	
2400TDCi, 101KW	03/04 → 07/06	MD-435	MD-9708		MS-6256	
2400TDi (TDE), 85KW	03/04 → 07/06	MD-435	MD-9708		MS-6256	
2400TDi (TDE), Duratorq D4FA 88 KW	03/00 → 10/04	MD-435	MD-9708	SP-1240	MS-6256	
	11/04 → 07/06	MD-435	MD-9708	SP-1346	MS-6256	
Transit VII (06-)						
2200 TDCi Econetic, 74 KW	09/11 →	MD-525	MD-9708			
Comments: Rear wheel drive						
2200 TDCi Econetic, 85KW	10/08 → 11/11	MD-525	MD-8346	SP-1366	SP-1240	
Comments: Euro 3 use SP-1240, Euro 4 use SP-1366						
2200 TDCi Econetic, 92 KW	09/11 →	MD-525	MD-9708			
2200 TDCi, 100 KW	09/11 →	MD-525	MD-9708			
2200 TDCi, 103KW	10/07 → 09/11	MD-525	MD-8346	SP-1366	SP-1240	
Comments: Euro 3 use SP-1240, Euro 4 use SP-1366						
2200 TDCi, 114KW	09/11 →	MD-525	MD-9708			
2200 TDCi, 63KW	07/06 → 11/11	MD-525	MD-8346	SP-1366	SP-1240	
Comments: Euro 3 use SP-1240, Euro 4 use SP-1366						
2200 TDCi, 81KW	07/06 → 11/11	MD-525	MD-8346	SP-1366	SP-1240	
Comments: Euro 3 use SP-1240, Euro 4 use SP-1366						
2200 TDCi, 96KW	07/06 → 11/11	MD-525	MD-8346	SP-1366	SP-1240	
Comments: Euro 3 use SP-1240, Euro 4 use SP-1366						
2300 16V CNG, 107 KW	10/06 →	SP-1296	MD-9708	SP-2168		
2300 16V, 107 KW	07/06 →	SP-1296	MD-9708	SP-2168		
2400 TDCi, 103 KW,	07/06 → 11/11	MD-525	MD-9708	SP-1366	SP-1240	
Comments: Euro 3 use SP-1240, Euro 4 use SP-1366						

		 OIL	 AIR	 FUEL	 CABIN	 OTHER
FORD						
Transit VII (06-)						
2400 TDCi, 74 KW,	07/06 → 11/11	MD-525	MD-9708	SP-1366 SP-1240		
Comments: Euro 3 use SP-1240, Euro 4 use SP-1366						
2400 TDCi, 85 KW,	07/06 → 11/11	MD-525	MD-9708	SP-1366 SP-1240		
Comments: Euro 3 use SP-1240, Euro 4 use SP-1366						
3200 TDCi, Duratorq, 147KW	10/07 → 11/11	MD-525		SP-1366		
Windstar (95-)						
3000 V6, 109KW	02/95 →	SP-1244		SP-2112		
FORD (USA)						
Escape						
3000 4x4, 145 KW	01/01 → 04/04	SP-1084				
	05/04 → 07/04	SP-1084				
Explorer						
4000 V6, AWD, 150 KW	10/98 →	SP-1084				
HONDA						
Accord I (79-83)						
1600 SJ 59KW	01/76 → 12/77	SP-814	MD-268			
	01/79 → 11/81	SP-904	MD-204			
1600 SY 59KW	11/81 → 12/82	SP-904	MD-204	FF-022		
Accord II (83-85)						
1600 AD 74KW	12/82 → 12/85	SP-937	MD-428	FF-013		
1800 AD 72KW	12/82 → 12/85	SP-937	MD-428	FF-013		
Accord III (85-89)						
1600 CA4,Eng:A16A,65KW	11/85 → 12/89	SP-937	MD-542	FF-029		
2000 EX CA5,Eng:A20A,75KW	11/85 → 12/89	SP-937	MD-542	FF-029		
2000 EX CA5,Eng:A20A,78KW	11/85 → 12/98	SP-937	MD-542	FF-029		
2000 EX CA5,Eng:A20A,76KW	11/85 → 12/89	SP-937	MD-542	FF-029		
2000 EXi CA5,Eng:A20A,85KW	10/87 → 12/89	SP-937	MD-542	SP-2011		
2000 EXi CA5,Eng:A20A,90KW	11/85 → 12/89	SP-937	MD-9152	SP-2011		
2000i 16V CA5,Eng:B20A,101KW	10/87 → 12/89	SP-937	MD-9152			
2000i 16V CA5,Eng:B20A,98KW	10/88 → 12/89	SP-937	MD-9152	SP-2011		
2000i CA5,Eng:A20A,85KW	09/87 → 12/89	SP-937	MD-9152	SP-2011		
Accord IV (90-93)						
1800,CB1,Eng:F18A	01/90 → 09/93	SP-937	MD-9906	FF-029		
2000 16V CB3, Eng:F20A2/A3,81KW	01/90 → 09/93	SP-937	MD-9906	FF-029		
2000 16V CB3, Eng:F20A6,66W	01/90 → 03/93	SP-937	MD-9906	FF-029		
2000 16V CB3,Eng:F20A2/A3,81KW	01/90 → 09/93	SP-937	MD-9906	FF-029		
2000i 16V CB3/CC9 Eng:F20A8,98KW	01/90 → 09/93	SP-937	MD-9198	SP-2036		
2000i 16V CC1,Eng:F20A7,98KW	01/92 → 09/93	SP-937	MD-9198	SP-2036		
2000i CB3 85KW	01/91 → 03/93	SP-937	MD-9198	SP-2036		
2200i 16V,CB7/CB8,Eng:F22A3/7/8,108-110KW	01/90 → 03/93	SP-937	MD-9198	SP-2036		
Accord V (93-98)						
1800 16V CD3,Eng:F18B	10/93 → 09/97	SP-937	MD-9986	SP-2084		
2000 16V CD4,Eng:F20B	10/93 → 09/97	SP-937	MD-9986	SP-2084		
2000 16V CD8,Eng:H22A	03/94 → 09/97	SP-937	MD-9986	SP-2084		
2000i 16V CC9,Eng:F20Z,98KW	03/93 → 02/98	SP-937	MD-9198	SP-2036		
2000i CC7 85/96KW	03/93 → 02/96	SP-937	MD-9198	SP-2036		
2200 16V CD5,Eng:F22B	10/93 → 09/97	SP-937	MD-9986	SP-2084		
2200 16V CD6,Eng:H22A	10/93 → 09/97	SP-937	MD-9986	SP-2084		
2200i ES CE1/CD7 ,Eng:F22B,110KW	08/93 → 01/98	SP-937	MD-9986	SP-2084		
2300i SR CC7,H23A, 116/118KW	03/93 → 02/98	SP-937	MD-9198	SP-2036		
Accord VI (96-98)						
1800i CE7 Eng:F18A,85KW	02/96 → 10/98	SP-937	MD-9182	SP-2084		
1800i CE75/76 16V	02/96 → 10/98	SP-937	MD-9198	SP-2084		
2000 CF2,Eng:H22A	08/96 → 05/98	SP-937	MD-9986	SP-2084		
2000i LS CE8,Eng:F20Z,96KW	02/96 → 10/98	SP-937	MD-9198	SP-2084		

		 OIL	 AIR	 FUEL	 CABIN	 OTHER
HONDA						
Accord VI (96-98)						
2000TDI CF1,Eng:20Y2N,77KW	02/96 → 10/98	SP-954	MD-9430	SP-973		
2200i VTEC CE9,Eng:F22Z,110KW	02/96 → 10/98	SP-937	MD-9198	SP-2084		
Accord VII (98-02)						
1600i CG/CH,Eng:D16B,85KW	10/98 → 12/02	SP-937	MD-8064	SP-2166	MS-6242	
1800i CG/CH,Eng:F18B2,100KW	10/98 → 12/02	SP-937	MD-8064	SP-2166	MS-6242	
2000i 16V CG/CH,Eng:F20B,108KW	02/98 → 12/02	SP-937	MD-8064	SP-2166	MS-6242	
2200i Type-R CG	02/99 → 12/02	SP-937	MD-8064	SP-2166	MS-6242	
2300 CF6/CF7, Eng:F23A	06/00 → 12/02	SP-937	MD-8064	SP-2166	MS-6242	
3000i V6 24V CG,Eng:J30A,147KW	02/98 → 12/02	SP-937		SP-2166	MS-6242	
Accord VIII (03-08)						
2000i CL7 CL8 CM1, 114KW	01/03 →	SP-1001	MD-8082	SP-2084	MS-6291	
2200 CDTi, N22A1, 103 KW	01/04 → 10/06	MD-549	MD-8318	SP-1257	MS-6291	
2400i CL9 CM2, K24A, 140KW	01/03 →	SP-1001	MD-8082	FF-047	MS-6291	
Accord VIII (08-)						
2000i, K20A, 115 KW	06/08 →	SP-1001	MD-8366		MS-6291	
2200i D-TEC, 132KW	04/09 →	MD-591	MD-8532	MD-663	MS-6291	
2200i D-TEC, N22B1 110KW	06/08 →	MD-591	MD-8532	MD-663	MS-6291	
2400 K24A, 140 KW	07/08 →	SP-1001	MD-8442		MS-6291	
Acty						
550	01/78 → 02/90	SP-937		FF-022		
660	03/90 →	SP-937		FF-022		
Ballade						
1800	→	SP-904	MD-420	FF-013		
City (08-)						
1400 VTEC, 73 KW	12/08 →	SP-1001			MS-6391	
1500 VTEC, 65 KW	08/00 →	SP-1001			MS-6273	
Comments: CABIN FILTER: with A/C						
Civic Ferio						
1500 PGM, EG8/EG9	09/91 → 09/95	SP-1001	MD-9920			
1600 EG9/EH1/EJ3	08/91 → 09/95	SP-1001	MD-9920			
Civic I (72-77)						
1200 SB	01/72 → 12/75	SP-814	MD-298			
1500 SE	09/73 → 12/76	SP-814	MD-298			
Civic II (77-83)						
1200 SB	01/77 → 12/80	SP-814	MD-114			
1300 AH 51KW	01/82 → 12/83	SP-904	MD-9854			
1300 SL 44KW	01/79 → 12/83	SP-904	MD-114	FF-022		
1500 SG	01/77 → 12/80	SP-814	MD-114			
Civic III (83-87)						
1200 AL 52KW	01/84 → 09/88	SP-904	MD-420	FF-013		
1300 AG 52KE	01/84 → 11/86	SP-904	MD-420	FF-013		
1500 AH5 63KW	01/84 → 08/87	SP-904	MD-420	FF-013		
1500i AH5 74KW	04/85 → 08/88	SP-904	MD-9150	SP-2034		
Civic IV (87-91)						
1300 EC8 55KW	11/87 → 10/91	SP-937	MD-578	FF-029		
1400 EC9/ED2 66KW	11/87 → 01/91	SP-937	MD-9886	FF-013		
1500i ED3/ED6 66KW	09/88 → 10/91	SP-937	MD-9880	SP-2037		
1600i ED4/ED7 80KW	12/87 → 10/91	SP-937	MD-9880	SP-2037		
1600i EE9 110KW	10/89 → 10/91	SP-937	MD-9928	SP-2037		
Civic IX (12-)						
1400 i-VTEC, 73 KW	02/12 →	SP-1001			MS-6291	
1800 i-VTEC, 104 KW	02/12 →	SP-1001			MS-6291	
2200 i-DTEC, 110 KW	02/12 →	MD-591			MS-6291	
Civic V (91-95)						
1300i EG3 55KW	11/91 → 11/95	SP-934	MD-578	SP-2036		
1400i 66KW 16V	11/91 → 11/95	SP-937	MD-9182	SP-2084		
1400i MA8 55/66KW	09/94 → 01/97	SP-937	MD-9920	SP-2084		
1500 EG4/EG8	11/91 → 11/95	SP-934	MD-578	SP-2036		

HONDA

Civic V (91-95)

1500i EG4/EG8 66/75KW	11/91 → 01/94	SP-934	MD-9920	SP-2036		
1600i EG5/EH9 88/92KW	11/91 → 11/95	SP-934	MD-9920	SP-2036		
1600i EG6 100KW VTI	11/91 → 11/95	SP-937	MD-9928	SP-2036		
1600i EG6/EG9 116/118KW	11/91 → 11/95	SP-934	MD-9920	SP-2036		

Civic VI (95-01)







1400i EJ9 55/66KW	11/95 → 04/01	SP-937	MD-9182	SP-2084	MS-6154 MS-6153	
1400i MB2 55/66KW	01/97 → 04/01	SP-937	MD-9920	SP-2084	MS-6154 MS-6153	
1500i EJ 84KW	02/96 → 04/01	SP-937	MD-9992	SP-2084	MS-6154 MS-6153	
1500i EK3 84KW	11/95 → 04/01	SP-937	MD-9992	SP-2084	MS-6153 MS-6154	
1500i MA9 66KW	09/95 → 01/97	SP-937	MD-9920	SP-2084	MS-6153 MS-6154	
1500i MB3/MB8 84KW	01/97 → 04/01	SP-937	MD-9920	SP-2084	MS-6153 MS-6154	
1600i EJ6 77KW	02/96 → 04/01	SP-937	MD-9182	SP-2084	MS-6153 MS-6154	
1600i EJ8 92KW	02/96 → 04/01	SP-937	MD-9992	SP-2084	MS-6153 MS-6154	
1600i EK1 84KW	11/95 → 04/01	SP-937	MD-9992	SP-2084	MS-6153 MS-6154	
1600i EK4 118KW	11/95 → 04/01	SP-937	MD-9992	SP-2084	MS-6153 MS-6154	
1600i MB1 83/93KW	09/95 → 03/97	SP-937	MD-9920	SP-2084	MS-6153 MS-6154	
1600i MB4 85KW	01/97 → 04/01	SP-937	MD-9920	SP-2084	MS-6153 MS-6154	
1600i MC1 85KW	01/97 → 04/01	SP-937	MD-9920	SP-2084	MS-6153 MS-6154	
1800i MB6 124KW	01/97 → 04/01	SP-937	MD-9920	SP-2084	MS-6153 MS-6154	
2000D MB7 63KW	01/97 → 04/01	SP-954	MD-9430	SP-973	MS-6153 MS-6154	
2000TDI MC3 77KW	03/98 → 04/01	SP-954	MD-9430	SP-973	MS-6153 MS-6154	






Civic VII (01-06)

1300 IMA (Hybrid), 61 KW	01/04 → 09/05	SP-937	MD-8296		MS-6251	
1400i ES4 (Sedan), 66 KW	02/01 → 09/05	SP-937	MD-9700		MS-6251	
1400i EU7 (Hatchback)	02/01 → 09/05	SP-937	MD-9606		MS-6251	
Comments: European make						
1500i Eng: D15B	01/01 →	SP-937	MD-9606		MS-6251	
Comments: Japanese make						
1600i ES5 (Sedan)	02/01 → 09/05	SP-937	MD-9700		MS-6251	
1600i EU8 (Hatchback)	02/01 → 09/05	SP-937	MD-9606		MS-6251	
Comments: European make						
1700 CTDi, 4EE-2, 74 KW	02/02 → 09/05	MD-423	MD-8244	SP-1257	MS-6251	
1700i VTEC, 92 KW	05/01 → 12/05	SP-937	MD-9606		MS-6251	
Comments: Japanese make						
1700i 88 KW	05/01 → 12/05	SP-937	MD-9606		MS-6251	
Comments: Japanese make						
1700i Eng:D17A, 85 KW	02/01 → 09/05	SP-1001	MD-9606		MS-6251	
Comments: Japanese make						
1800i, 103 KW	09/05 → 09/05	SP-937	MD-8192		MS-6325	
Comments: Japanese make						
2000i Sport, 118 KW	01/04 → 09/05	SP-937	MD-9764		MS-6251	
2000i Type-R, K20A2, 147 KW	07/01 →	SP-937	MD-9764		MS-6251	

Civic VIII (06-)

1300 DSi (Hybrid), LDA2, 70 KW	05/06 →	SP-1001	MD-8238		MS-6291	
1400 (Hatchback), L13A7, 61 KW	01/06 → 12/08	SP-1001	MD-8178		MS-6325	

		 OIL	 AIR	 FUEL	 CABIN	 OTHER
HONDA						
Civic VIII (06-)						
1400 (Hatchback), L13Z1, 73 KW	01/09 →	SP-1001	MD-8412		MS-6325	
1600 (Sedan), 70 KW	01/06 →	SP-1001	MD-8192		MS-6291	
1800 (Hatchback), VTEC, 103 KW	01/06 →	SP-1001	MD-8192		MS-6325	
1800 (Sedan), VTEC, RA18A1, 92 KW	01/06 →	SP-1001	MD-8192		MS-6291	
2000i VTEC, Type-R, K20Z4, 148 KW	09/06 →	SP-937	MD-8584		MS-6325	
2200 CDTi, 103 KW	01/06 →	MD-591	MD-8362	MD-663	MS-6325	
Concerto						
1400 (HW), Eng: D14A1,D14A8,66KW	08/89 → 10/91	SP-937		SP-2108		
1500i MA1 66KW	08/89 → 12/92	SP-937	MD-9922	SP-2036		
1600i 16V (HW), Eng:D16A8,90KW	08/89 → 01/95	SP-937		SP-2108		
1600i 16V (HW),Eng:D16Z2,82KW	08/89 → 12/92	SP-937		SP-2108		
1600i 16V(HW),78KW	08/89 → 03/95	SP-937		SP-2108		
CR-V I (95-02)						
2000i RD B20Z1, 108KW	01/99 → 02/02	SP-937	MD-9992	SP-2084	MS-6153 MS-6154	
2000i RD1 94KW	10/95 → 02/02	SP-937	MD-9992	SP-2084	MS-6153 MS-6154	
CR-V II (02-07)						
2000i K20A, RD8, 110KW (150Bhp)	06/02 → 12/06	SP-937	MD-9764	SP-2084	MS-6251	
2200 CDTi, RD8, 103 KW	03/05 →	MD-549	MD-8196	SP-1257	MS-6251	
CR-V III (07-)						
2000i VTEC, 110 KW	01/07 →	SP-1001	MD-8274	SP-2084	MS-6291	
2200 CDTi, 103 KW	01/07 →	MD-591	MD-8196	SP-1311	MS-6291	
2200i-DTEC, 110 KW	12/09 →	MD-591	MD-8534	SP-1311	MS-6291	
2400i-VTEC, 122 KW	09/09 →	SP-1001	MD-8606		MS-6291	
CR-V IV (12-)						
2000 V-TEC, 114 KW	10/12 →	SP-937			MS-6291	
2200 i-DTEC, 110 KW	10/12 →	MD-591				
CRX Coupe						
1500i AF5 74KW	01/84 → 12/85	SP-904	MD-9150	SP-2034		
1600i AS5 92KW	08/85 → 11/86	SP-904	MD-9150	SP-2010		
1600i ED9	12/86 → 01/91	SP-937	MD-9880	SP-2037		
1600i EE8 110KW	04/90 → 01/91	SP-937	MD-9928	SP-2037		
1600i EG2 116/118KW	04/92 →	SP-934	MD-9920	SP-2036		
1600i EH6 92KW	04/92 →	SP-934	MD-9920	SP-2037		
CRZ						
1500 Hybrid, 84 KW	05/10 →	SP-1001	MD-8502		MS-6391	
FIT ARIA						
1300	01/03 →	SP-1001	MD-8320			
1500	01/03 →	SP-1001	MD-8320			
FR-V						
1700, 92 KW	03/05 →	SP-937	MD-9606		MS-6251	
1800 16V, 103 KW	01/07 →	SP-1001	MD-8192		MS-6251	
2000, K20A9, 110 KW	03/05 →	SP-937	MD-9764		MS-6251	
2200 CDTi, 103 KW	05/05 →	MD-549	MD-8196	SP-1311	MS-6251	
HR-V						
1600i GH, 4WD, 77 KW	03/99 →	SP-937	MD-9992	SP-2084	MS-6266	
1600i GH, 4WD, 91 KW	04/98 →	SP-937	MD-9992	SP-2084	MS-6266	
Insight						
1000 12V, ZE, 56 KW	08/00 → 12/06	SP-1002			MS-6153	
1300 DSi (Hybrid), 65 KW	04/09 →	SP-934	MD-8550		MS-6391	
Inspire						
2000i CB5	05/91 → 09/98	SP-937	MD-9646			
2000i CC3	12/91 → 02/95	SP-937	MD-9648			
2000i UA1/UA2	02/95 → 09/98	SP-937	MD-9648			
2500i UA2	02/95 → 09/98	SP-937	MD-9648	SP-2084		
Integra						

		 OIL	 AIR	 FUEL	 CABIN	 OTHER
HONDA						
Integra						
1500 DA, 63 KW	01/86 → 10/86	SP-904	MD-420	FF-013		
	11/86 → 12/89	SP-937	MD-420	FF-013		
1600, 74 KW	01/86 → 10/86	SP-904	MD-420	FF-013		
	11/86 → 12/89	SP-937	MD-420	FF-013		
1600i, DA	05/89 → 05/93	SP-937	MD-9674			
1800i 16V Type-R DC-2, B18C, 140 KW	09/97 →	SP-937	MD-9650	SP-2084		
2000i 16V Type-R DC-5, K20A, 162 KW	06/01 →	SP-937	MD-9764		MS-6251	
Jazz I / FIT (83-86)						
1200 AA	10/82 → 11/85	SP-904	MD-100	FF-022		
Jazz II / FIT (01-08)						
1200i	01/05 →	SP-1001	MD-8144		MS-6273	
1400i, Eng:L12A, 57 KW	03/02 → 03/05	SP-1001	MD-8008		MS-6273	
1400i, Eng:L13A	03/02 → 03/05	SP-1001	MD-8008		MS-6273	
Jazz III / FIT (08-)						
1200i, 66KW	12/08 →	SP-1001			MS-6391	
1300 DSi (Hybrid), 65 KW	04/11 →	SP-934	MD-8550		MS-6391	
1400i, VTEC, 73KW	12/08 →	SP-1001	MD-8396		MS-6391	
Legend						
2500i HS	11/85 → 10/86			SP-2035		
	11/86 → 12/89	SP-1005		SP-2035		
2700i KA3/KA4	01/87 → 12/89	SP-1005		SP-2035		
3200i KA7/KA8	10/89 → 02/96	SP-1005	MD-9988	SP-2035		
3500i KA9 V6	02/96 →	SP-937	MD-9676	SP-2084	MS-6272	
Logo						
1300i	12/97 →	SP-937	MD-9498	SP-2084	MS-6266	
NSX						
3000i NA1 188/201KW	06/90 → 12/96	SP-1005				
3200i NA2 206KW	01/97 →	SP-1005				
Prelude						
1600 SN	01/79 → 11/81	SP-904	MD-204			
1800 AB	12/81 → 12/86	SP-937	MD-540	FF-013		
2000 BA4 80KW	12/86 → 12/90	SP-937	MD-9856	FF-029		
2000i BA2	12/85 → 01/91	SP-937	MD-9152	SP-2009		
2000i BA4 101/103KW	04/86 → 01/91	SP-937	MD-9858	SP-2038		
2000i BB3 98KW	02/92 → 09/96	SP-937	MD-9930	SP-2039		
2000i BB9 98KW	10/96 →	SP-937	MD-9930	SP-2084	MS-6156	
2200i BB1 136KW	11/92 → 09/96	SP-937	MD-9930	SP-2039		
2200i BB6/BB8 136KW	10/96 →	SP-937	MD-9930	SP-2084	MS-6156	
2300i BB2 118KW	02/92 → 09/96	SP-937	MD-9930	SP-2039		
Quintet						
1600	03/79 → 12/81	SP-904	MD-204	FF-012		
	01/82 → 12/82	SP-904	MD-204	FF-013		
Rafaga						
2000 PGM-FI, CE4	10/93 → 02/97	SP-937	MD-9648			
2500 PGM-FI, CE5	10/93 → 02/97	SP-937	MD-9648	SP-2084		
S2000						
2000, F20C VTEC, 177 KW	06/99 →	SP-937				
2200, F22C VTEC, 177 KW	10/03 →	SP-937				
Shuttle						
1400 EE1	01/88 → 12/89	SP-937	MD-9886	FF-013		
1500 AN/AR 63KW	10/82 → 12/86	SP-904	MD-420	FF-013		
1500i EE2 66/69KW	01/88 → 12/92	SP-937	MD-9880	SP-2037		
1600i EE4 80KW	01/88 → 12/92	SP-937	MD-9880	SP-2037		
2200i 16V PJ	03/95 →	SP-937	MD-9986	SP-2084		
2200i 16V RA1	02/95 →	SP-937	MD-9986	SP-2084		
2300i 16V RA1	02/95 →	SP-937	MD-9986	SP-2084		
Stream						
1700 PGM-FI (2WD), 16V	10/01 →	SP-1001	MD-9764		MS-6251	

HONDA

Stream

2000 PGM-FI (2WD)	10/00 →	SP-1001			MS-6251	
-------------------	---------	---------	--	--	---------	--

Torneo

1800 VTEC CF3,Eng:F18B	09/97 → 01/99	SP-937	MD-9762		MS-6352	
1800 CF3,Eng:F18B	01/99 → 06/00	SP-937	MD-9762		MS-6352	
2000 CF4,Eng:F20B	07/99 → 06/00	SP-937	MD-9762		MS-6352	
	01/99 → 07/99	SP-937	MD-9762		MS-6352	
2000 CF5 4WD,Eng:F20B	07/99 → 06/00	SP-937	MD-9762		MS-6352	
2000 CL3,Eng:F20B	06/00 →	SP-937	MD-9762		MS-6352	
2000 CL5,Eng:F20B	06/00 →	SP-937	MD-9762		MS-6352	
2000 VTEC CF4,Eng:F20B	09/97 → 01/99	SP-937	MD-9762		MS-6352	
2000 VTEC CF5,Eng:F20B	09/97 → 01/99	SP-937	MD-9762		MS-6352	
2200 CL1 EURO.R,Eng:H22A	06/00 →	SP-937	MD-9762		MS-6352	

HUMMER

H2 I (04-)

6000, 237 KW	09/04 →					
--------------	---------	--	--	--	--	--

H3

3500, 162 KW	04/05 →		MD-5316			
5300 V8, 224 KW	10/08 →					

HYUNDAI

Accent I

1300i, 12V, 44KW	01/94 → 01/00	SP-934	MD-9332	FF-006		
1300i, 12V, 55KW	01/94 → 01/00	SP-934	MD-9332	FF-006		
1300i, 12V, 63KW	01/94 → 01/00	SP-934	MD-9332	SP-2091		
1300i, 63KW	01/99 → 01/00	SP-934	MD-9332	FF-006		
1500i, 12V, 65KW	01/94 → 01/00	SP-934	MD-9332	SP-2091		
1500i, 16V, 73KW	01/95 → 01/00	SP-934	MD-9334	SP-2091		

Accent II

1300i 16V, 62 KW	01/01 → 11/01	SP-934	MD-9712	SP-2131	MS-6289	
	12/01 → 04/03	SP-934	MD-9712	SP-2131	MS-6258	
1500 CRDi, D3-EA,60 KW	04/02 → 06/06	SP-1274	MD-8258	SP-1288	MS-6258	
Comments: Right Hand Drive						
1500 CRDi, D3-EA,60 KW	04/02 → 04/03	MD-565	MD-8258	SP-1288	MS-6258	
Comments: Left Hand Drive						
1600i 16V (LC),Eng:G4ED,77KW	01/01 → 11/01	SP-934	MD-9712	FF-041	MS-6289	
	12/01 → 06/06	SP-934	MD-9712	FF-041	MS-6258	

Accent III

1400 GL, 71 KW	06/06 →	SP-934	MD-8194		MS-6348	
1500, CRDi, 81 KW	06/06 →	MD-579	MD-8246	SP-1288	MS-6348	
1600 GLS, 82 KW	06/06 →	SP-934	MD-8194		MS-6348	

Atos

1000i 43KW	03/01 →	SP-1079	MD-9664	SP-2107		
1100i 12V 43KW	10/03 →	SP-1079	MD-9664	SP-2139		

Atos Prime








1000i, 40Kw	08/99 →	SP-1079	MD-9664	SP-2114		
1000i, 43Kw	03/01 →	SP-1079	MD-9664	SP-2107		
1100i 12V, 43Kw	10/03 → 05/05	SP-1079	MD-8166	SP-2139		
	06/05 →	SP-1079	MD-8558	SP-2139		
1100i 12V, 46Kw	03/04 → 05/05	SP-1079	MD-8166	SP-2139		
	06/05 →	SP-1079	MD-8558	SP-2139		

Coupe I

1600i 16V, 84/85 KW	12/96 → 04/02	SP-934	MD-9570	SP-2107		
2000i, FX, 99 KW	09/00 → 04/02	SP-934	MD-9570		MS-6238	
2000i, G4GC-G, 102 KW	02/02 → 04/03	SP-934	MD-9570	FF-041	MS-6238	
2000i, G4GF, 102 KW	08/96 → 03/02	SP-934	MD-9570	SP-2107		

Coupe II

1600i 16V, 77 KW	02/03 →	SP-934	MD-9570		MS-6238	
------------------	---------	--------	---------	--	---------	--

		 OIL	 AIR	 FUEL	 CABIN	 OTHER
HYUNDAI						
Coupe II						
2000i,G4GC-G, 105 KW	03/03 →	SP-934	MD-9570		MS-6238	
2700i V6, G6BA-G, 123 KW	02/02 →	SP-937	MD-9570		MS-6238	
Elantra						
1600 CRDi, 85 Kw	08/06 → 04/07	MD-579	MD-8336	SP-1285	MS-6348	
	05/07 → 08/08	MD-579	MD-8336		MS-6348	
	09/08 →	MD-687	MD-8336		MS-6348	
1600i 79KW	09/00 →	SP-934	MD-9570	FF-041	MS-6238	
1800 97KW	06/00 →	SP-934	MD-9862	FF-041	MS-6238	
2000 105KW	09/03 →	SP-934	MD-9570	FF-041	MS-6238	
2000 CRDi 83KW (LHD)	11/01 →	MD-511	MD-9570	SP-1277	MS-6238	
2000 CRDi 83KW (RHD)	11/01 →	SP-1274	MD-9570	SP-1277	MS-6238	
2000i 102KW	09/00 →	SP-934	MD-9570	SP-2107	MS-6238	
Elantra/Elantra TAGAZ (06-)						
1600i (XD2) G4ED-G, 90 KW	09/06 →	SP-934	MD-8336		MS-6348	
Equus (08-)						
3800 V6, 213 KW	09/08 →	MD-687				
4600 V8, 238 KW	05/11 →	MD-687		MD-687		
4600 V8, 274 KW	03/09 →	MD-687		MD-687		
Excel						
1300	01/95 → 01/95	SP-934	MD-9332	SP-2040		
1500 53KW	01/90 → 01/95	SP-934	MD-368	FF-006		
1500i 62KW	01/90 → 01/95	SP-934	MD-9862	SP-2040		
1500i 64/65KW	01/90 → 01/95	SP-934	MD-9334	SP-2040		
Galopper/Porter						
2400i	07/92 →	SP-934	MD-9862			
2500D	07/92 →	SP-997	MD-192K	SP-970		
			MD-7134			
Genesis (08-)						
2000 Turbo, 157 KW	11/10 →	SP-934	MD-8590		MS-6307	
2000 Turbo, 202 KW	04/12 →	SP-934	MD-8590		MS-6307	
3800 V6, 213 KW	01/08 →	MD-687	MD-8590		MS-6307	
3800 V6, 223 KW	11/10 →	MD-687	MD-8590		MS-6307	
3800 V6, 257 KW	04/12 →	MD-687	MD-8590		MS-6307	
Getz (02-)						
1100, (TB) G4HD, 49KW	09/05 →	SP-1001	MD-8006		MS-6258	
1100, G4HD, 46KW	08/02 →	SP-934	MD-8006		MS-6258	
1300 60KW	08/02 → 11/05	SP-934	MD-8006		MS-6258	
1300, 63 KW	09/03 →	SP-934	MD-8006		MS-6258	
1400, (TB), 71 KW	10/05 →	SP-934	MD-8006		MS-6258	
1500 CRDi (RHD), 60 KW	03/03 → 09/04	SP-1274	MD-8246	SP-1243	MS-6258	
	10/04 → 11/05	SP-1274	MD-8246	SP-1288	MS-6258	
1500 CRDi (TB), (LHD)	03/03 → 09/04	MD-565	MD-8246	SP-1243	MS-6258	
	10/04 → 11/05	MD-565	MD-8246	SP-1288	MS-6258	
1500 CRDi, 65 KW	10/05 → 10/06	MD-579	MD-8246	SP-1288	MS-6258	
	10/05 → 11/06	MD-579	MD-8246		MS-6258	
1500 CRDi, 81 KW	10/05 → 10/06	MD-579	MD-8246	SP-1288	MS-6258	
	11/06 →	MD-579	MD-8246		MS-6258	
1600, G4ED-G, 77 KW	08/02 → 11/05	SP-934	MD-8006		MS-6258	
1600, G4ED-G, 78 KW	10/05 →	SP-934	MD-8006		MS-6258	
Grandeur						
2200 CRDi, 110Kw	06/06 →	MD-673	MD-8342		MS-6326	
2200 CRDi, 114Kw	06/06 →	MD-673	MD-8342		MS-6326	
2700, 141 KW	06/11 →				MS-6326	
3000 V6, 151 KW	02/94 → 03/00	SP-934	MD-9862	SP-2079		
3300 V6, 173 KW	09/05 →	MD-587			MS-6326	
3300 V6, 191 KW	11/10 →	MD-587			MS-6326	
H 100						
2400i 84KW	07/92 →	SP-934	MD-9862	SP-2079		

HYUNDAI

H 100

2500D 55/57KW	07/92 →	SP-997	MD-192K MD-7134	SP-970		
---------------	---------	--------	--------------------	--------	--	--

H 200

2500 CRDi (B1), 100 Kw	12/08 → 01/00	SP-1228			MS-6432	
2500 CRDi (B1), 125 Kw	02/08 → 01/00	SP-1228			MS-6432	
2500 CRDi, 81 Kw	02/08 →	SP-1228			MS-6432	
2500 CRDi, 85 Kw	01/10 →	SP-1228			MS-6432	
2500TD 59KW	06/98 →	SP-997	MD-5166	SP-970		

i10

1100 CRDi, 55KW	02/08 →	MD-579	MD-8536	SP-1285	MS-6294	
1100, 49KW	03/08 → 12/10	SP-1001	MD-8416	FF-072	MS-6294	
1100, 51KW	01/11 →	SP-1001	MD-8434	FF-072	MS-6294	
1200, 57KW	11/08 → 12/10	SP-1001	MD-8434	FF-072	MS-6294	
1200, 63KW	01/11 →				MS-6294	

i20

1200	02/09 →	SP-934	MD-8436	FF-072	MS-6390	
1400	02/09 →	SP-934	MD-8436	FF-072	MS-6390	
1400 CRDi, 55 Kw	09/09 →	MD-687	MD-8436		MS-6390	
1400 CRDi, 66 Kw	09/09 →	MD-687	MD-8436		MS-6390	
1600 CRDi, 85 KW	02/09 →	MD-687	MD-8436		MS-6390	
1600, 93 KW	02/09 →	SP-934	MD-8436	FF-072	MS-6390	

i30

1400, 77KW	10/07 →	SP-934	MD-8336	FF-072	MS-6366 MS-6397	
------------	---------	--------	---------	--------	--------------------	--

Comments: For RHD use MS-6397

1400, 80KW	08/07 →	SP-934	MD-8336	FF-072	MS-6366 MS-6397	
------------	---------	--------	---------	--------	--------------------	--

Comments: For RHD use MS-6397

1600 CRDi, 66KW	08/07 → 02/08	MD-579	MD-8336	SP-1285	MS-6366 MS-6397	
-----------------	---------------	--------	---------	---------	--------------------	--

Comments: For RHD use MS-6397

	03/08 →	MD-687	MD-8336	SP-1285	MS-6366 MS-6397	
--	---------	--------	---------	---------	--------------------	--

Comments: For RHD use MS-6397

1600 CRDi, 85KW	08/07 → 02/08	MD-579	MD-8336	SP-1285	MS-6366 MS-6397	
-----------------	---------------	--------	---------	---------	--------------------	--

Comments: For RHD use MS-6397

	03/08 →	MD-687	MD-8336	SP-1285	MS-6366 MS-6397	
--	---------	--------	---------	---------	--------------------	--

Comments: For RHD use MS-6397

1600 CRDi, 94KW	01/10 →	MD-687	MD-8336		MS-6366 MS-6397	
-----------------	---------	--------	---------	--	--------------------	--

Comments: For RHD use MS-6397

1600, 90KW	08/07 →	SP-934	MD-8336	FF-072	MS-6366 MS-6397	
------------	---------	--------	---------	--------	--------------------	--

Comments: For RHD use MS-6397

1600, 93KW	08/07 →	SP-934	MD-8336	FF-072	MS-6366 MS-6397	
------------	---------	--------	---------	--------	--------------------	--

Comments: For RHD use MS-6397

2000 16V, 103KW	08/07 →	SP-934	MD-8336	FF-072	MS-6366 MS-6397	
-----------------	---------	--------	---------	--------	--------------------	--

Comments: For RHD use MS-6397

2000 CRDi, 103 Kw	08/07 →	MD-589	MD-8336	SP-1285	MS-6366 MS-6397	
-------------------	---------	--------	---------	---------	--------------------	--








Comments: For RHD use MS-6397

2000, 80KW	08/07 →	SP-934	MD-8336	FF-072	MS-6366 MS-6397	
------------	---------	--------	---------	--------	--------------------	--

Comments: For RHD used MS-6397

i40

1600 GDi, 99KW	07/11 →				MS-6307	
Comments: For RHD use MS-6397						
1700 CRDi, 100KW	07/11 →	MD-687			MS-6307	

		 OIL	 AIR	 FUEL	 CABIN	 OTHER
HYUNDAI						
i40						
1700 CRDi, 85KW	07/11 →	MD-687			MS-6307	
2000 GDi, 130 KW	07/11 →				MS-6307	
i800 (H1)						
2400, 99 KW	06/01 → 12/06	SP-934	MD-9862			
2400, G4CS, 82 KW	06/97 → 02/08	SP-934	MD-9862	SP-2079		
2500 CRDi (B1), 100 Kw	12/08 → 01/00	SP-1228			MS-6432	
2500 CRDi (B1), 125 Kw	02/08 → 01/00	SP-1228	MD-8438	SP-1285	MS-6432	
2500 CRDi, 81Kw	02/08 →	SP-1228	MD-8438		MS-6432	
2500 CRDi, 85 Kw	01/10 →	SP-1228			MS-6432	
2500 CRDi, D4CB, 103 KW	08/03 → 08/06	SP-1228	MD-5166	SP-1288		
	09/06 → 02/08	SP-1228	MD-5166			
2500 D, D4BB, 57 KW	10/97 → 02/98	SP-997	MD-232	SP-970		
2500 TCi Turbodiesel, D4BH(4D56), 73 KW	10/99 → 05/00	SP-997	MD-5166	SP-970		
	06/00 → 11/01	SP-1228	MD-5166	SP-970		
2500 TD, D4BF(4D56), 59 KW	10/97 → 05/00	SP-997	MD-5166	SP-970		
	06/00 → 02/08	SP-1288	MD-5166	SP-970		
2500 TD, Turbodiesel, 74 kw	11/01 → 02/08	SP-1288	MD-5166	SP-970		
ix20						
1400 16v, 66 KW	10/10 →			FF-072	MS-6411	
1400 CRDi, 57 KW	06/11 →	MD-687			MS-6411	
1400 CRDi, 66 KW	10/10 →	MD-687			MS-6411	
1600 16v, 92 KW	10/10 →			FF-072	MS-6411	
1600 CRDi, 99 KW	06/11 →	MD-687			MS-6411	
ix35						
1600, 99 KW	11/10 →		MD-8508			
1700 CRDi, 85 KW	11/10 →	MD-687	MD-8508			
2000 CRDi 100KW	03/10 →	MD-697	MD-8508	SP-1285		
2000 CRDi 135KW	03/10 →	MD-697	MD-8508	SP-1285		
2000, 120 KW	03/10 →		MD-8508			
ix55						
3000 V6 CRDi, 176 KW	04/09 →	MD-685	MD-8574		MS-6423	
3000 V6 CRDi, 184 KW	09/11 →	MD-685			MS-6423	
3800 LAMBDA MPI (G6DA), 194 KW	01/07 →	MD-687			MS-6423	
Lantra						
1500i 57KW	01/91 → 08/94	SP-934	MD-268	SP-2045		
1500i 62/63KW	10/89 → 11/96	SP-934	MD-9862	SP-2045		
1500i 65KW	11/96 → 11/00	SP-934	MD-9128	SP-2107		
1600i 66KW	09/94 → 11/00	SP-934	MD-9570	SP-2107		
1600i 78/84KW	10/89 → 04/92	SP-934	MD-9862	SP-2045		
	05/92 → 08/94	SP-934	MD-9978	SP-2045		
1600i 84KW	09/94 →	SP-934	MD-9570	SP-2107		
1800i 93KW	10/89 → 04/92	SP-934	MD-9862	SP-2045		
	05/92 → 08/94	SP-934	MD-9878	SP-2045		
1800i 94KW	09/94 → 11/00	SP-934	MD-9570	SP-2107		
1900D 50KW	03/98 → 11/00	SP-943				
2000i 16V, 102 KW	09/94 → 11/00	SP-934	MD-9570	SP-2107		
Matrix						
1500 CRDi (FC),D3-EA, 60 KW (L.H.D)	09/01 → 04/05	MD-565	MD-8136	SP-1243	MS-6238	
1500 CRDi (RHD)	09/01 →	SP-1274	MD-8136	SP-1243	MS-6238	
1500 CRDi VGT, 81 Kw	03/08 → 05/08	MD-579	MD-8136	SP-1288	MS-6238	
	05/08 → 06/08	MD-579	MD-8136		MS-6238	
	06/08 →	MD-687	MD-8136		MS-6238	
1500 CRDi, 75 KW	12/04 →	MD-579	MD-8136	SP-1288	MS-6238	
1600 76KW	03/01 →	SP-934	MD-8136		MS-6238	
1800 90KW	03/01 →	SP-934	MD-8136		MS-6238	
Maxi Van						
2500D	01/94 →			SP-970		
Pony						
1200 40KW	01/79 → 01/85	SP-934	MD-346	FF-006		

HYUNDAI

Pony

1300	02/84 → 12/89	SP-934	MD-146	FF-006		
	01/90 → 01/95	SP-934	MD-368	FF-006		
1400 50KW	01/79 → 01/85	SP-934	MD-346	FF-006		
1500	01/85 → 12/89	SP-934	MD-146	FF-006		
	01/90 → 01/95	SP-934	MD-368	FF-006		
1500i 61/62KW	08/89 → 06/92	SP-934	MD-9862	SP-2040		
	07/92 →	SP-934	MD-9978	SP-2040		

Santa Fe I

2000 16V, G4BP, 100KW Comments: No Cabin Filter Fitted	08/00 → 01/01	SP-934	MD-8098	SP-2061		
	02/01 → 03/03	SP-934	MD-8098	SP-2061	MS-6239	
	04/03 → 03/06	SP-934	MD-8098	SP-2061	MS-6424	
Comments: Cabin Filter: With air-conditioning system						
2000 CRDi 107KW	11/03 → 03/03	MD-511	MD-8098	SP-1285	MS-6239	
	11/03 →	MD-511	MD-8098	SP-1285	MS-6424	
Comments: Cabin Filter: With air-conditioning system						
2000 CRDi 107KW (RHD)	11/03 → 03/03	SP-1274	MD-8098	SP-1285	MS-6239	
	04/03 →	SP-1274	MD-8098	SP-1285	MS-6424	
Comments: Cabin-Filter: With air-conditioning system						
2000 CRDi 83KW	02/01 → 03/03	MD-511	MD-8098	SP-1277	MS-6239	
	04/03 →	MD-511	MD-8098	SP-1277	MS-6424	
Comments: Cabin-Filter: With air-conditioning system						
2000 CRDi 83KW (RHD)	02/01 → 03/03	SP-1274	MD-8098	SP-1277	MS-6239	
	04/03 →	SP-1274	MD-8098	SP-1277	MS-6424	
Comments: With air-conditioning system						
2000 CRDi, D4EA, 92 KW (RHD)	11/04 →	SP-1274	MD-8098	SP-1285	MS-6424	
Comments: Cabin-Filter: With air-conditioning system						
2400 16V 100KW	02/01 → 03/03	SP-819	MD-8098		MS-6239	
	04/03 → 03/06	SP-819	MD-8098		MS-6424	
Comments: Cabin Filter: With air-conditioning system						
2400 16V 107KW	05/00 → 01/01	SP-934	MD-8098			
Comments: No Cabin Filter Fitted						
	02/01 → 03/03	SP-934	MD-8098		MS-6239	
	04/03 → 03/06	SP-934	MD-8098		MS-6424	
Comments: Cabin Filter: With air-conditioning system						
2700 V6 127KW	05/00 → 01/01	SP-934	MD-8098	SP-2061		
Comments: No cabin Filter fitted						
	02/01 → 03/03	SP-934	MD-8098	SP-2061	MS-6239	
	04/03 → 03/06	SP-934	MD-8098	SP-2061	MS-6424	
Comments: Cabin Filter: With air-conditioning system						

Santa Fe II

2000, CRDi, 110 KW	08/06 → 01/10	MD-697	MD-8576			
2200, CRDi (CM), 114 KW Comments: USE OIL FILTER MD-589 for Left Hand Drive	11/06 → 12/09	MD-589	MD-8338		MS-6326	
2200, CRDi, 110 KW	03/06 → 08/06	MD-589 SP-1274	MD-8338	SP-1288	MS-6326	
Comments: SP-1274 for Right Hand Drive						
	09/06 → 11/06	MD-589 SP-1274	MD-8338		MS-6326	
Comments: SP-1274 for Right Hand Drive						
2200, CRDi, 145 KW	01/10 → 08/06	MD-697				
2400 VVT (CU), 128 KW	01/10 →	SP-934				
2700 V6 4x4, 139 KW	10/05 →	SP-934	MD-8338		MS-6326	

Santamo (99-)

2000 16V, G4CP, 102 KW	05/99 →	SP-934				
------------------------	---------	--------	--	--	--	--

Scoupe



1500i 62KW	01/90 → 05/92	SP-934	MD-9862	SP-2040		
1500i 65KW	06/92 → 05/96	SP-934	MD-9344	SP-2091		
1500i 85KW Turbo	06/92 → 05/96	SP-934	MD-9344	SP-2091		

Solaris (11-)

1400, 79 KW	02/11 →	SP-934			MS-6307	
1600, 90 KW	02/11 →	SP-934			MS-6307	

HYUNDAI








Sonata						
1800i, G4CM/MFI, 70KW	01/96 → 01/98	SP-934	MD-9862	SP-2079		
1800i, G4MC, 70KW	01/98 → 01/91	SP-934	MD-9862	SP-2046		
1800i, G4MC/MFI, 72KW	01/93 → 01/96	SP-934	MD-9862	SP-2079		
2000i, 16V, G4CP/4G63	01/93 → 01/96	SP-934	MD-9862	SP-2046		
2000i, 16V, G4CP/D6H, 102KW	01/93 → 01/96	SP-934	MD-9862	SP-2079		
2000i, 16V, G4CP/DM, 92KW	01/96 → 01/98	SP-934	MD-9862	SP-2079		
2000i, 16V, G4JP, 100KW	01/98 → 01/01	SP-934	MD-9782	SP-2079		
2000i, G4CP/MFI, 77KW	01/93 → 01/96	SP-934	MD-9862	SP-2079		
200i, 8V, G4CP, 77KW	01/96 →	SP-934	MD-9862	SP-2079		
200i, G4CP, 75KW	01/88 → 01/93	SP-934	MD-9862	SP-2046		
2400i, G4CS/G4S, 85KW	01/88 → 01/91	SP-934	MD-9862	SP-2046		
2500i, V6, 24V, G6BVG	01/98 → 01/01	SP-934	MD-9782	SP-2079		
Sonata IV						
2000 96 KW	10/01 → 03/03	SP-934	MD-9782	FF-054	MS-6239	
	04/03 →	SP-934	MD-9782	FF-054	MS-6424	
2700 V6 127 KW	10/01 → 03/03	SP-934	MD-9782	FF-054	MS-6239	
	04/03 →	SP-934	MD-9782	FF-054	MS-6424	
Sonata V						
2000 16V, (NF), 121 KW	08/08 →	SP-934			MS-6326	
2000 CRDi, (NF) D4EB, 110 KW	02/06 → 10/06	MD-589		SP-1288	MS-6326	
	11/06 →	MD-589			MS-6326	
2000 CRDi, 103 KW	04/06 → 10/06	MD-589	MD-8342	SP-1288	MS-6326	
	11/06 →	MD-589	MD-8342		MS-6326	
2000 CRDi, 110 KW	03/09 →	MD-673	MD-8342		MS-6326	
2000 VVTi, (NF), 106 KW	05/05 →	SP-934			MS-6326	
2400 16V, 119 KW	03/05 →	SP-934	MD-8314		MS-6326	
3300 V6, 173 KW	06/05 →	MD-587	MD-8314		MS-6326	
3300 V6, 184 KW	08/08 →	MD-587			MS-6326	
Starex						
2400i 84KW	11/97 →	SP-934	MD-9862	SP-2079		
2500D 59KW	11/97 →	SP-997	MD-232 MD-7068	SP-970		
Stellar						
1400	01/83 → 01/86	SP-934	MD-154	FF-006		
1600	01/83 → 12/90	SP-934	MD-154	FF-006		
2000	01/86 → 01/89	SP-934	MD-9862	FF-006		
Terracan						
2500 TDI, 74 KW	09/01 →	SP-997	MD-8228	SP-1263	MS-6254	
2900 CRDi, 110 KW	09/01 → 05/04	SP-1228	MD-8228	SP-1263	MS-6254	
2900 CRDi, 120 KW	04/04 →	SP-1228	MD-8228	SP-1263	MS-6254	
3500i V6, 143 KW	12/01 →		MD-8228		MS-6254	
Trajet						
2000 CRDi (RHD), 83 KW	04/01 → 01/04	SP-1274	MD-9782	SP-1277	MS-6239	
	02/04 →	SP-1274	MD-8420	SP-1277	MS-6239	
2000 CRDi, 83 KW	04/01 → 01/04	MD-511	MD-9782	SP-1277	MS-6239	
	02/04 →	MD-511	MD-8420	SP-1277	MS-6239	
2000i 100KW	05/00 → 05/04	SP-934	MD-9782	SP-2061	MS-6239	
2000i, 103KW	04/04 →	SP-934	MD-9782		MS-6239	
2700i V6 125KW	05/00 →	SP-934	MD-9782	SP-2061	MS-6239	
Tuscon (04-)						
2000 CRDi, 110 KW (LHD)	01/09 →	MD-589	MD-8130	SP-1285	MS-6307	
2000 CRDi, 110 KW (RHD)	01/09 →	MD-589	MD-8130	SP-1285		
2000 CRDi, 83 KW (RHD)	01/06 →	SP-1274	MD-8130	SP-1285		
2000 CRDi, 83KW (LHD)	08/04 →	MD-511	MD-8130		MS-6307	
2000 CRDi, 103 KW (LHD)	01/06 →	MD-565		SP-1285	MS-6307	
2000 CRDi, 103 KW (RHD)	01/06 →	MD-565		SP-1285		
2000, 104KW (LHD)	08/04 →	SP-934	MD-8130		MS-6307	
2000, 104KW (RHD)	08/04 →	SP-934	MD-8130			
2700, 129KW (LHD)	08/04 →	SP-934	MD-8130		MS-6307	

		 OIL	 AIR	 FUEL	 CABIN	 OTHER
HYUNDAI						
Tuscon (04-)						
2700, 129KW (RHD)	08/04 →	SP-934	MD-8130			
Veloster (11-)						
1600 GDi, 103 KW	08/11 →				MS-6307	
XG						
2500i V6 120KW	04/98 →	SP-934	MD-8466	SP-2079	MS-6239	
3000i V6 138KW	04/00 →	SP-934	MD-8466	SP-2079	MS-6239	
3500i V6 147KW	04/03 →	SP-934	MD-8466	SP-2079	MS-6239	
XG 350						
145 KW	04/03 →			FF-054		
ISUZU						
Ascender (03-)						
4200, 217 KW	03/03 →					
5300, 224 KW	03/03 →					
Campo						
1600 KB26/KB41	01/80 → 12/85	SP-934	MD-102	FF-009		
2000D KDB26/KDB41	01/80 → 12/85	SP-914	MD-102	SP-970		
2200D TFR/TFS52	10/88 →	SP-914	MD-102	SP-970		
2300 TFR16 2WD	09/85 →	SP-937	MD-102	FF-009		
2300 TFS16 4WD	09/85 →	SP-937	MD-102	FF-009		
2400TD	01/94 →	SP-937	MD-236	SP-1003		
2500D TFR/TFS 54/55	07/86 → 12/88	SP-840		SP-902		
	01/89 → 07/88	SP-852		SP-902		
	08/89 → 01/90	SP-862		SP-970		
	02/90 →	SP-862	MD-596	SP-970		
2600 TFR17 2WD	12/89 →	SP-937	MD-102	FF-009		
2600 TFS17 4WD	12/89 →	SP-937				
2800D TFR55,TFS55	09/89 →	SP-862	MD-596	SP-902		
3100TD	01/91 →	SP-1009	MD-666	SP-970		
3100TD TRF/TFS69	08/90 →	SP-1009	MD-666	SP-970		
D-Max						
2400 C24SE, 94 KW	05/02 →			SP-2041	MS-6435	
2500 D 4JA1-TC, 74 KW	05/02 →	SP-951	MD-5110	SP-902	MS-6435	
				SP-1361		
Comments: SP-1361: Water trap						
2500 DiTD 4JK1-TC, 100 KW	01/07 →	SP-1061	MD-8410	MD-635	MS-6435	
3000 Diesel, 120KW	01/07 →	SP-1061	MD-8410	MD-635	MS-6435	
3000 Diesel, 4X4, 96KW	05/02 →	SP-951	MD-5110	SP-902	MS-6435	
				SP-1361		
Comments: SP-1361: Water trap						
3500 V6 24V, 4X4, 147 KW	05/02 →	SP-989		SP-2041	MS-6435	
Gemini						
1500 JT150	05/84 → 01/90	SP-937	MD-9888			
1500 JZ151E	03/90 → 12/90	SP-934		SP-2103		
1500D JT600	11/85 → 12/90	SP-989	MD-9640	SP-1003		
1600 JT190	01/88 → 02/90	SP-934				
1600 JT191	03/90 →	SP-934	MD-9572			
1600 JT191S Turbo	03/90 →	SP-934	MD-9938			
1600 PF50	10/81 → 01/85	SP-819	MD-102			
1700D JT641	03/90 →	SP-937	MD-9032	SP-1003		
1800 PF60	10/81 →	SP-819	MD-102			
1800 PF70P DOHC	11/84 →	SP-819	MD-106			
1800D PFD60	10/81 →	SP-852	MD-9160	SP-970		
1800TD	11/80 →	SP-858	MD-9160	SP-970		
Light-Truck						
2600 NKR	04/92 → 12/93	SP-937				
	01/95 →					
2800 NHR,Eng:4JB1	05/88 → 05/93	SP-862	MD-236	SP-970		

ISUZU

Light-Truck

2800 NKR	02/85 → 04/88	SP-840		SP-970		
	05/88 →			SP-970		
2800 TLD 24,34,44,54,64	01/76 →	MD-107	MD-236	SP-902		
3100 NHR	05/99 →	SP-1009	MD-7496	SP-970		
3100 NHR,Eng:4JG2	06/93 → 04/99	SP-1009	MD-7506	SP-970		
	02/98 →	SP-1009	MD-7506	SP-970		
	04/95 → 07/97	SP-1009	MD-7506	SP-970		
3300 KT26,36	01/80 →	MD-107	MD-272	SP-902		
3300 NKR,Eng:4BC2	06/84 → 04/90	SP-1037	MD-236	SP-902		
	06/84 → 04/90	SP-925	MD-236	SP-970		
3300 NKR/NPR	→	MD-107	MD-592	SP-902		
3300 TLD 45,55,65	01/78 → 01/80	MD-107	MD-272	SP-902		
3600 NKR, DP,Eng:4BE1	04/93 → 02/95		MD-7504	SP-902		
3600 NKR,Eng:4BE1	05/90 → 03/93		MD-236	SP-902		
	04/93 → 02/95		MD-7504	SP-902		
3600 NKR,Eng:4BE2	04/93 → 04/95	SP-1037	MD-7504	SP-902		
3600 NPR	→	MD-107	MD-592	SP-902		
3600,NKR,Eng:4BE2	04/93 → 04/95	SP-925	MD-236	SP-902		
3900 D/TD NPS,Eng:4BD-T	02/88 → 10/93	SP-1037	MD-592	SP-902		
3900 D/TD NPS,Eng:4BD-T, (Bypass)	02/88 → 10/93	SP-925				
3900 NPR/NQR	07/84 → 06/92	MD-107	MD-592	SP-902		
4300 D NPS Bypass	02/88 →	SP-925				
4300 NKR,Eng:4HF1	11/93 → 08/95		MD-592	SP-902		
4300 NPR,Eng:4HF1	03/97 → 05/99	SP-1069	MD-7504	SP-902		
	05/99 →	SP-1069	MD-7496	SP-970		
	07/93 → 04/95	SP-1069	MD-7504	SP-902		
4300 NPR/NQR Bypass	08/88 → 08/89	SP-925				
4300 NPR/NQR,Eng:6BG1	09/88 → 06/93	SP-1037	MD-592	SP-902		
4300 NPS,Eng:4HF1	11/93 → 03/97		MD-592	SP-902		
4300 VHR,Eng:4HF1	11/96 → 06/99	SP-1069	MD-7504	SP-902		
	07/99 →	SP-1069	MD-7504	SP-970		
4600 D NPS	04/94 →		MD-592	SP-902		
4600 NKR,Eng:4HG1	04/94 →	SP-1069	MD-7496	SP-970		
4600 NKS	04/94 →		MD-592	SP-902		
5000 NPR,Eng:4HJ1	04/97 →	SP-1069	MD-7504	SP-902		
5200 NPR,Eng:4HK1	05/01 →	SP-1069	MD-7496	SP-970		
5200 NPR,Eng:4HK1-T	05/99 →			SP-970		
ESR32,Eng:6HE1-T	01/94 → 05/95	SP-1070		SP-1114		
FRD33,Eng:6HH1	02/95 → 08/99	SP-1070		SP-1114		
FRD33,Eng:6HH1-S	08/99 →	SP-1070	MD-7478	SP-1059		
FRD35,Eng:6HL1	07/99 →	SP-1070	MD-7478	SP-1114		
FRR12,Eng:6BG1	04/90 → 11/93		MD-9948	SP-1059		
FRR12,Eng:6BG1-T	05/85 → 03/90		MD-9556	SP-1059		
FRR32,Eng:6HE1-T	02/95 → 04/99	SP-1070		SP-1114		
FRR32,Eng:6HE1-TCN	10/96 → 04/99	SP-1070	MD-7478	SP-1114		
FRR34,Eng:6HK1-TCN	04/99 →	SP-1070	MD-7478	SP-1059		
FRR35,Eng:6HL1-S	02/99 →	SP-1070	MD-9948	SP-1059		
	02/99 →	SP-1070	MD-7478	SP-1114		
FRT11,Eng:6BD1-T	05/85 → 03/90		MD-9956	SP-1059		
FSD32,Eng:6HE1	04/90 → 01/94	SP-1070	MD-9948	SP-1114		
FSR32,Eng:6HE1-T	06/92 → 12/93	SP-1070	MD-9948	SP-1114		
FTR32,Eng:6HE1	03/94 → 05/95	SP-1070	MD-9948	SP-1114		
FTR32,Eng:6HE1-T	03/94 → 05/95	SP-1070	MD-9948	SP-1114		
NPR35,Eng:6HL1	04/99 →	SP-1070	MD-9948	SP-1114		
NQR72,Eng:4HJ1	02/97 → 05/99	SP-1069				
	08/99 →	SP-1069	MD-7496	SP-970		
NRR32,Eng:6HE1	06/90 → 09/96	SP-1070	MD-9948	SP-1114		
NRR33,Eng:6HH1	05/90 → 09/96	SP-1070	MD-9948	SP-1114		
NRR35,Eng:6HL1	02/99 →	SP-1070	MD-9948	SP-1114		

		 OIL	 AIR	 FUEL	 CABIN	 OTHER
ISUZU						
Midi						
1800 WFR11/51	01/83 → 01/88	SP-937	MD-236	FF-009		
2000 62KW	06/88 →	SP-937	MD-236	FF-006		
2000D	01/84 → 12/85	SP-852		SP-970		
	01/86 → 12/88	SP-852		SP-1003		
2000TD	01/89 →	SP-934		SP-1003		
2200D 45KW	06/88 →	SP-937	MD-9160	SP-1003		
2200TD	06/88 →	SP-937	MD-9160	SP-1003		
2400D	01/94 →	SP-934	MD-236	SP-1003		
2400TD 56KW	01/94 →	SP-934		SP-1003		
Piazza						
2000i	01/86 → 10/90	SP-937		SP-2055		
2000i Turbo	01/85 → 10/90	SP-937		SP-2055		
Pick-Up						
1600 KB26/KB41	01/83 →	SP-819	MD-102	FF-009		
2000D KBD20/25	01/78 → 12/79	MD-139	MD-102	SP-902		
2000D KBD26/KBD41	01/79 → 06/84	SP-914	MD-102	SP-902		
2200 KB28/KB43/KB48	01/84 → 07/86	SP-819	MD-102	FF-009		
	08/85 → 07/88	SP-934	MD-102	FF-009		
2300D KBD27/KBD42	01/84 → 09/88	SP-914	MD-102	SP-902		
2500D 2WD, Eng:4JA1	05/88 → 05/93	SP-862	MD-236	SP-970		
2500D 2WD, Eng:4JA1	07/84 → 04/88	SP-914	MD-236	SP-970		
2500D KBD	10/88 →	SP-862	MD-596	SP-902		
2500D KBD47	09/85 → 12/88	SP-914	MD-102	SP-902		
2500TD, Mod:TFR54, Eng:4JA1	02/01 →	SP-996	MD-5110	SP-970		
2800D 2WD, Eng:4JB1	05/88 → 05/93	SP-862	MD-236	SP-970		
2800TD KBD	01/91 →	SP-862	MD-596	SP-902		
3100D 4WD, Eng:4JG2	07/97 →	SP-1009	MD-7496	SP-970		
3100D 4WD, Eng:4JG2	05/99 →	SP-1009	MD-7496	SP-970		
Trooper						
2000 UBS13	01/83 → 12/85	SP-819	MD-102	FF-009		
2200D UBS52 45KW	01/83 → 12/86	SP-914	MD-316	SP-970		
2200TD UBS52 53KW	01/83 → 12/86	SP-998	MD-316	SP-970		
2300 UBS16	01/86 → 10/86	SP-934	MD-102	FF-009		
2300TD UBS, C223	01/83 → 01/88	SP-998	MD-316	SP-970		
2600 UBS17	11/86 → 12/92	SP-934	MD-102	FF-009		
2600i UBS17 85KW	11/86 → 12/92	SP-934	MD-9828	SP-2041		
2800D UBS55 64KW	01/88 → 12/92	SP-1009	MD-316	SP-970		
2800TD UBS55 71/74KW	01/88 → 12/92	SP-862	MD-316	SP-970		
2800TDI UBS55 (Intercooler)	01/88 → 12/92	SP-1009	MD-316	SP-970		
3100D 4WD, Eng:4JG2	05/99 →	SP-1009	MD-7496	SP-970	MS-6293	
3100TD UBS69	10/90 →	SP-1009	MD-7496	SP-970		
3200i EBS25	10/90 →	SP-934		SP-2041		
3500i V6 6VE1, 158KW	01/98 →	SP-989	MD-9744	SP-2024	MS-6293	
Trooper-Bighorn						
3000TD, Eng:4JX1-T	05/98 →	SP-1061	MD-5110	SP-970		
3100TD 4WD, Eng:4JG2-T	09/36 → 05/95	SP-1009	MD-666	SP-970		
Trooper-Wizard						
3000TD Eng:4JX1-T	06/98 →	SP-1061	MD-5110	SP-1114		
3100TD, Eng:4JG2-T	05/95 → 06/98	SP-1009	MD-666	SP-970		
Van						
1800 WFR11 2WD	01/83 → 12/85	SP-819	MD-236	FF-002		
2000 WFR12	12/85 →	SP-934	MD-236			
2000 WFR12 2WD	12/85 → 07/88	SP-934	MD-236	FF-002		
2000 WFR12 4WD	01/86 → 07/88	SP-934	MD-236	FF-002		
2000D WFR51 WD	01/83 → 12/85	SP-852	MD-9160	SP-970		
2000D WFR53 2WD	12/85 → 12/85	SP-852	MD-9160	SP-970		
2000TD WFR51 2WD	12/85 → 12/85	SP-852	MD-9160	SP-970		
	01/87 → 07/88	SP-934	MD-9160	SP-970		

ISUZU

Van

2200D WFR53 2WD	12/85 → 12/85	SP-852	MD-9160	SP-970		
	01/87 → 07/88	SP-937	MD-9160	SP-970		
2200D WFS53 4WD	01/86 → 07/88	SP-937	MD-9160	SP-970		
2400D NFR62	01/88 →	SP-937	MD-9160			
2400D NFS62	01/88 →	SP-937	MD-9160			
2400D WFR62	01/87 → 01/88	SP-937	MD-9160			
	01/88 →	SP-937	MD-9160			
2400D WFS62	01/90 →	SP-937	MD-9160			
2500 NHR	01/85 →	MD-261	MD-236	SP-902		
2800D 2WD, Eng:4JB1	07/88 → 11/93	SP-862	MD-236	SP-970		
3100D 2WD, Eng:4JG2	04/93 → 03/99	SP-1009	MD-7496	SP-970		
	05/99 →	SP-1009	MD-7496	SP-970		

IVECO

Campagnola (08-)

3000 HPT 4x4, F1C, 130 KW	12/08 →		MD-7398			
---------------------------	---------	--	---------	--	--	--

Daily I (78-89)

30-80, (8140.61.200), 60 KW	04/78 → 04/83	SP-906	MD-5018	MD-093		MD-215
Comments: SP-906: Up to engine no. 414402, MD-5018: From chassis no. 308147, MD-215: Hydraulic steering partly/or.						
	05/83 → 06/89	SP-990	MD-5018	MD-093		MD-215
Comments: SP-990: From engine no. 414403, MD-5018: From chassis no. 308147, MD-215: Hydraulic steering partly/or.						
30-90, (6132BZ2CO), 60 KW	12/81 → 12/87	SP-824	MD-5018			MD-215
Comments: MD-215: Hydraulic steering.						
35-10 Turbo, (8140.21.200), 76 KW	02/85 → 08/85	SP-990	MD-5018	SP-966 MD-093		MD-215
Comments: MD-093: Partly/or, MD-215: Hydraulic steering.						
	09/85 → 06/89	SP-990	MD-5078	SP-966 MD-093		MD-215
Comments: MD-093: Partly/or, MD-215: Hydraulic steering.						
35-8, (8140.61.200), 60 KW	04/78 → 04/83	SP-906	MD-5018	MD-093		
Comments: SP-906: Up to engine no. 414402, MD-5018: From chassis no. 308147.						
	05/83 → 06/89	SP-990	MD-5018	MD-093		
Comments: SP-990: From engine no. 414403, MD-5018: From chassis no. 308147.						
35-9, (6132BZ2CO), 60 KW	12/81 → 12/87	SP-824	MD-5018			MD-215
Comments: MD-215: Hydraulic steering.						
40-10 Turbo, (8140.27S), 76 KW	02/85 → 08/85	SP-990	MD-5018	SP-966 MD-093		MD-215
Comments: MD-093: Partly/or, MD-215: Hydraulic steering.						
	09/85 → 06/89	SP-990	MD-5078	SP-966 MD-093		MD-215
Comments: MD-093: Partly/or, MD-215: Hydraulic steering.						
40-10, (Lombardini 6LD)	01/85 → 08/89		MD-5018	SP-905		MD-215
Comments: MD-215: Hydraulic steering.						
40-8, (8140.61.200), 55 KW	01/83 → 04/83	SP-906	MD-5018	MD-093		MD-215
Comments: SP-906: Up to engine no. 414402, MD-5018: From chassis no. 308147, MD-215: Hydraulic steering.						
	05/83 → 06/89	SP-990	MD-5018	MD-093		MD-215
Comments: SP-990: From engine no. 414403, MD-5018: From chassis no. 308147, MD-215: Hydraulic steering.						
45-10 Turbo, (8140.21.200), 76 KW	02/85 → 08/85	SP-990	MD-5018	SP-966 MD-093		MD-215
Comments: MD-093: Partly/or, MD-215: Hydraulic steering.						
	09/85 → 06/89	SP-990	MD-5078	SP-966 MD-093		MD-215
Comments: MD-093: Partly/or, MD-215: Hydraulic steering.						
49-10 Turbo, (8140.21.200), 77 KW	09/85 → 06/89	SP-990	MD-5078	SP-966 MD-093		MD-215
Comments: MD-093: Partly/or, MD-215: Hydraulic steering.						
49-10 Turbo, (8140.21.214), 77 KW	07/88 → 05/89	SP-990	MD-5078	SP-966 MD-093		MD-215
Comments: MD-093: Partly/or, MD-215: Hydraulic steering.						

Daily II (89-96)

30-8H	02/91 → 04/96	SP-990	MD-5078	MD-093		MD-215
Comments: Chassis No: 5030872						
	02/91 → 04/96	SP-990		MD-093		MD-215
Comments: Chassis No: 5030873						

IVECO

Daily II (89-96)

35-10 / 40-10 / 45-10	07/89 → 04/96	SP-990	MD-498 MD-7066	SP-966		MD-215
Comments: Chassis No: 2110745						
	07/89 → 04/96	SP-990	MD-788	SP-966		MD-215
Comments: Chassis No: 2110746						
35-12 / 40-12 / 45-12 / 59-12	10/90 → 04/96	SP-990	MD-498 MD-7066	SP-966		MD-215
Comments: Chassis No: D012821						
	10/90 → 04/96	SP-990	MD-788	SP-966		MD-215
Comments: Chassis No: D012822						
35-8 / 40-8	07/89 → 06/90	SP-990	MD-5078	MD-093		MD-215
Comments: Chassis No: 5030872						
40-12 TURBO, 90 KW	10/90 → 04/96	SP-990	MD-498 MD-788	SP-966		MD-215
Comments: Chassis No:D012821						
45-12 TURBO, 90 KW	06/90 → 04/96	SP-990	MD-498	SP-966		MD-215
Comments: Chassis No:D012821						
	06/90 → 04/96	SP-990	MD-788	SP-966		MD-215
Comments: Chassis No:D012822						
49-10 TURBO, 77 KW	07/89 → 04/96	SP-990	MD-498	SP-966		MD-215
Comments: Chassis No:2110745						
	07/89 → 04/96	SP-990	MD-788	SP-966		MD-215
Comments: Chassis No:2110746						
49-12 TURBO, 77 KW	06/90 → 04/96	SP-990	MD-748	SP-966		MD-215
Comments: Chassis No:D012821						
	06/90 → 04/96	SP-990	MD-788	SP-966		MD-215
Comments: Chassis No:D012822						
59-12 TURBO, 90 KW	05/91 → 04/96	SP-990	MD-748	SP-966		MD-215
Comments: Chassis No:D012821						
	05/91 → 04/96	SP-990	MD-788	SP-966		MD-215
Comments: Chassis No:D012822						

Daily III (96-99)

30-8	05/96 → 08/99	SP-990	MD-788	SP-966		MD-215
35-10 Turbo	05/96 → 08/99	SP-990	MD-788	SP-966		MD-215
35-10 V Turbo	05/96 → 08/99	SP-990	MD-788	SP-966		MD-215
35-12 Turbo	05/96 → 08/99	SP-990	MD-788	SP-966		MD-215
35-8	05/96 → 08/99	SP-990	MD-788	SP-966		MD-215
40-10 Turbo	05/96 → 08/99	SP-990	MD-788	SP-966		MD-215
40-12 Turbo	05/96 → 08/99	SP-990	MD-788	SP-966		MD-215
45-12 Turbo	05/96 → 08/99	SP-990	MD-788	SP-966		MD-215
49-10 Turbo	05/96 → 08/99	SP-990	MD-788	SP-966		MD-215
49-12 Turbo	05/96 → 08/99	SP-990	MD-788	SP-966		MD-215
59-12 Turbo	05/96 → 08/99	SP-990	MD-788	SP-966		MD-215








Daily IV (99-06)

29-10 Turbo HPI, F1A, 70 KW	09/02 → 07/06	SP-1269	MD-7398 MD-7310	SP-1297	MS-6169	MD-215
29-11 Turbo 8140.43.C, 77 KW	07/99 → 06/01	SP-1269	MD-7398 MD-7310	SP-966	MS-6169	MD-215
	07/01 → 12/02	SP-1269	MD-7398 MD-7310	SP-1297	MS-6169	MD-215
29-12 Turbo HPI, F1A, 85 KW	09/02 → 07/06	SP-1269	MD-7398 MD-7310	SP-1297	MS-6169	MD-215
29-13 Turbo 8140.43 SEDC, 92 KW	07/99 → 06/01	SP-990	MD-7398	SP-966	MS-6169	MD-215
		SP-1269	MD-7310			
Comments: SP-990: Up to engine no. 3981326						
	07/01 → 07/06	SP-990 SP-1269	MD-7398 MD-7310	SP-1297	MS-6169	MD-215
Comments: SP-1269: From engine no. 3981327						
29-14 Turbo HPT, F1A, 100 KW	09/02 → 07/06	SP-1269	MD-7398 MD-7310	SP-1297	MS-6169	MD-215
Comments: SP-1269: Up to engine no. 240403						
	09/02 → 07/06	SP-990	MD-7398 MD-7310	SP-1297	MS-6169	MD-215
Comments: SP-990: From engine no. 2404004						

IVECO

Daily IV (99-06)

29-9 8140.43, 66 KW	07/99 → 06/01	SP-990	MD-7398 MD-7310	SP-1297	MS-6169	MD-215
29-9 8140.63, 62 KW	07/99 → 06/01	SP-990	MD-7398 MD-7310	SP-966	MS-6169	MD-215
35-10 Turbo HPI, F1A, 70 KW	09/02 → 07/06	SP-1269	MD-7398 MD-7310	SP-1297	MS-6169	MD-215
35-11 Turbo 8140.43, 77 KW	07/99 → 06/01	SP-990	MD-7398 MD-7310	SP-966	MS-6169	MD-215
	07/01 → 12/02	SP-990	MD-7398 MD-7310	SP-1297	MS-6169	MD-215
35-12 Turbo HPI, F1A 85 KW	09/02 → 07/06	SP-1269	MD-7398 MD-7310	SP-1297	MS-6169	MD-215
35-13 Turbo 8140.43S 92 KW	07/99 → 06/01	SP-990 SP-1269	MD-7398 MD-7310	SP-966	MS-6169	MD-215
Comments: SP-990: Up to engine no. 3981326						
	07/01 → 12/02	SP-990 SP-1269	MD-7398 MD-7310	SP-1297	MS-6169	MD-215
Comments: SP-1269: From engine no. 3981327						
35-14 Turbo HPI (30 HPI), 100 KW	09/04 → 07/06	SP-1325	MD-7398 MD-7310	SP-1297	MS-6169	MD-215
35-14 Turbo HPI, F1A, 100 KW	04/05 → 07/06	SP-1269	MD-7398 MD-7310	SP-1297	MS-6169	MD-215
35-15 Turbo 8140.43N, 107 KW	09/01 → 07/06	SP-990	MD-7398 MD-7310	SP-1297	MS-6169	MD-215
35-17 Turbo HPT,F1CE0481BM, 122 KW	09/01 → 07/06	SP-1325	MD-7398 MD-7310	SP-1297	MS-6169	MD-215
35-9 Turbo, 8140.43, 66 KW	07/99 → 06/01	SP-990	MD-7398 MD-7310	SP-966	MS-6169	MD-215
	07/01 → 12/02	SP-990	MD-7398 MD-7310	SP-1297	MS-6169	MD-215
35-9, 8140.63, 62 KW	07/99 → 06/01	SP-990	MD-7398 MD-7310	SP-966	MS-6169	MD-215
	07/01 → 12/01	SP-990	MD-7398 MD-7310	SP-1297	MS-6169	MD-215
40-13 Turbo, 8140.43SEDC, 92 KW	07/99 → 06/01	SP-990 SP-1269	MD-7398 MD-7310	SP-966	MS-6169	MD-215
Comments: SP-990: Up to engine 3981326						
	07/01 → 12/06	SP-990 SP-1269	MD-7398 MD-7310	SP-1297	MS-6169	MD-215
Comments: SP-1269: From engine no. 3981327						
40-14 Turbo HPI, (30 HPI), 100 KW	09/04 → 07/06	SP-1325	MD-7398 MD-7310	SP-1297	MS-6169	MD-215
40-14 Turbo HPT (23 HPT), 100 KW	04/05 → 07/06	SP-1331	MD-7398 MD-7310	SP-1297	MS-6169	MD-215
Comments: SP-1331: From engine no.240404						
	04/05 → 07/06	SP-1269	MD-7398 MD-7310	SP-1297	MS-6169	MD-215
Comments: SP-1269: Up to engine no. 240 403						
40-15 Turbo, 8140.43N, 107 KW	09/01 → 07/06	SP-990	MD-7398 MD-7310	SP-1297	MS-6169	MD-215
Comments: SP-990: Up to engine 3981326						
	09/01 → 07/06	SP-1269	MD-7398 MD-7310	SP-1297	MS-6169	MD-215
Comments: SP-1269: From engine no. 3981327						
40-17 Turbo HPT (30 HPT), 122 KW	09/04 → 07/06	SP-1325	MD-7398 MD-7310	SP-1297	MS-6169	MD-215
40-9 Turbo, 8140.63, 62 KW	09/01 → 12/02	SP-990	MD-7398 MD-7310	SP-1297	MS-6169	MD-215

		 OIL	 AIR	 FUEL	 CABIN	 OTHER
IVECO						
Daily IV (99-06)						
40-9, 8140.63, 62 KW	07/99 → 06/01	SP-990	MD-7398 MD-7310	SP-966	MS-6169	MD-215
	07/01 → 12/01	SP-990	MD-7398 MD-7310	SP-1297	MS-6169	MD-215
45-11 Turbo, 8140.43C, 77 KW	07/99 → 06/01	SP-990	MD-7398 MD-7310	SP-966	MS-6169	MD-215
	07/01 → 12/02	SP-990	MD-7398 MD-7310	SP-1297	MS-6169	MD-215
45-13 Turbo, 8140.43 SEDC, 92 KW	07/99 → 06/01	SP-990 SP-1269	MD-7398 MD-7310	SP-966	MS-6169	MD-215
Comments: SP-990: Up to engine no. 3981326						
	07/01 → 07/06	SP-990 SP-1269	MD-7398 MD-7310	SP-1297	MS-6169	MD-215
Comments: SP-1269: From engine no. 3981327						
49-11 Turbo, 8140.43.C, 77 KW	07/99 → 06/01	SP-990	MD-7398 MD-7310	SP-966 SP-1297	MS-6169	MD-215
Comments: SP-990: Up to engine no.3981326						
	07/01 → 07/06	SP-1269	MD-7398 MD-7310	SP-966 SP-1297	MS-6169	MD-215
Comments: SP-1269: From engine no. 3981327						
49-13 Turbo, 8140.43.C, 92 KW	07/99 → 06/01	SP-990 SP-1269	MD-7398 MD-7310	SP-966	MS-6169	MD-215
Comments: SP-990: Up to engine no. 3981326						
	07/99 → 06/01	SP-990 SP-1269	MD-7398 MD-7310	SP-966	MS-6169	MD-215
Comments: SP-1269: From engine no. 3981327						
50-11 Turbo, 8140.43.C, 77 KW	11/99 → 06/01	SP-990	MD-7398 MD-7310	SP-966	MS-6169	MD-215
	07/01 → 07/06	SP-990	MD-7398 MD-7310	SP-1297	MS-6169	MD-215
50-13 Turbo, 8140.43 SEDC, 92 KW	11/99 → 06/01	SP-990 SP-1297	MD-7398 MD-7310	SP-966	MS-6169	MD-215
Comments: SP-990: Up to engine no. 3981326						
	07/01 → 07/06	SP-990 SP-1297	MD-7398 MD-7310	SP-1269	MS-6169	MD-215
Comments: SP-1269: From engine no. 398127						
50-14 Turbo,F1C E0481B, 100 KW	09/04 → 07/06	SP-1325	MD-7398 MD-7310	SP-1297	MS-6169	MD-215
50-15 Turbo, 8140.43, 107 KW	09/04 → 07/06	SP-1269	MD-7398 MD-7310	SP-1297	MS-6169	MD-215
Comments: SP-1269: From engine no.3981327						
	09/04 → 07/06	SP-990	MD-7398 MD-7310	SP-1297	MS-6169	MD-215
Comments: SP-990: Up to engine no. 3981326						
50-17 Turbo,F1C E0481B, 122 KW	09/04 → 07/06	SP-1325	MD-7398 MD-7310	SP-1297	MS-6169	MD-215
59-13 Turbo, 8140.43.SEDC, 92 KW	07/99 → 06/01	SP-990 SP-1297	MD-7398 MD-7310	SP-966	MS-6169	MD-215
Comments: SP-990: Up to engine no. 3981326						
	07/01 → 07/06	SP-1297	MD-7398 MD-7310	SP-966 SP-1297	MS-6169	MD-215
Comments: SP-1269: From engine no. 3981327						
60-15 Turbo, 8140.43N, 107 KW	09/00 → 06/01	SP-990 SP-1269	MD-7398 MD-7310	SP-966	MS-6169	MD-215
Comments: SP-990: Up to engine no. 3981326						
	07/01 → 07/06	SP-990 SP-1269	MD-7398 MD-7310	SP-1297	MS-6169	MD-215
Comments: SP-1269: From engine no. 3981327						
60-17 Turbo, HPT,F1CE0481B, 122 KW	09/04 → 07/06	SP-1325	MD-7398 MD-7310	SP-1297	MS-6169	MD-215
65-14 Turbo,F1C E0481B, 100 KW	09/04 → 07/06	SP-1325	MD-7398 MD-7310	SP-1297	MS-6169	MD-215

IVECO

Daily IV (99-06)

65-15 Turbo, 8140.43, 107 KW	09/00 → 06/01	SP-1269 SP-990	MD-7398 MD-7310	SP-966	MS-6169	MD-215
------------------------------	---------------	-------------------	--------------------	--------	---------	--------

Comments: SP-1269: From engine no. 3981327

	07/01 → 07/06	SP-1269 SP-990	MD-7398 MD-7310	SP-1297	MS-6169	MD-215
--	---------------	-------------------	--------------------	---------	---------	--------

Comments: SP-990: Up to engine no. 3981326

65-17 Turbo, F1C E0481B, 122 KW	09/04 → 07/06	SP-1325	MD-7398 MD-7310	SP-1297	MS-6169	MD-215
---------------------------------	---------------	---------	--------------------	---------	---------	--------

Daily V (06-)

29 L 10 (2.3 HPI), 71 KW	07/06 →	SP-1331	MD-7398 MD-7310			
--------------------------	---------	---------	--------------------	--	--	--

	03/09 →	SP-1331	MD-7398 MD-7310	MD-681		
--	---------	---------	--------------------	--------	--	--

Comments: filtration system Filtrauto/Purflux

29 L 11 (2.3 Multijet II), 78 KW	10/11 →	SP-1331		MD-681		
----------------------------------	---------	---------	--	--------	--	--

Comments: MD-681: Filtration system Filtrauto/Purflux

29 L 12 (2.3 HPI), 85 KW	07/06 →	SP-1331	MD-7398 MD-7310			
--------------------------	---------	---------	--------------------	--	--	--

	03/09 →	SP-1331	MD-7398 MD-7310	MD-681		
--	---------	---------	--------------------	--------	--	--

Comments: filtration system Filtrauto/Purflux

29 L 13 (2.3 Multijet II), 78 KW	10/11 →	SP-1331		MD-681		
----------------------------------	---------	---------	--	--------	--	--

Comments: MD-681: Filtration system Filtrauto/Purflux

29 L 14 (2.3 HPI), 100 KW	07/06 →	SP-1331	MD-7398 MD-7310			
---------------------------	---------	---------	--------------------	--	--	--

	03/09 →	SP-1331	MD-7398 MD-7310	MD-681		
--	---------	---------	--------------------	--------	--	--

Comments: filtration system Filtrauto/Purflux

29 L 15 (2.3 Multijet II), 107 KW	07/06 →	SP-1331		MD-681		
-----------------------------------	---------	---------	--	--------	--	--

Comments: MD-681: Filtration system Filtrauto/Purflux

35 C 10 (2.3 HPI), 71 KW	07/06 →	SP-1331	MD-7398 MD-7310			
--------------------------	---------	---------	--------------------	--	--	--

	03/09 →	SP-1331	MD-7398 MD-7310	MD-681		
--	---------	---------	--------------------	--------	--	--

Comments: filtration system Filtrauto/Purflux

35 C 11 (2.3 HPI), 78 KW	09/09 →	SP-1331	MD-7398 MD-7310	MD-681		
--------------------------	---------	---------	--------------------	--------	--	--

Comments: filtration system Filtrauto/Purflux

35 C 12 (2.3 HPI), 85 KW	07/06 →	SP-1331	MD-7398 MD-7310			
--------------------------	---------	---------	--------------------	--	--	--

	03/09 →	SP-1331	MD-7398 MD-7310	MD-681		
--	---------	---------	--------------------	--------	--	--

Comments: filtration system Filtrauto/Purflux

35 C 13 (2.3 HPT), 93 KW	09/09 →	SP-1331	MD-7398 MD-7310	MD-681		
--------------------------	---------	---------	--------------------	--------	--	--

Comments: filtration system Filtrauto/Purflux

35 C 14 (3.0 HPI EEV), 103 KW	09/09 →	SP-1330	MD-7398 MD-7310			
-------------------------------	---------	---------	--------------------	--	--	--

35 C 14 CNG (3.0 CNG EEV), 100 KW	09/09 →	SP-1331	MD-7398 MD-7310			
-----------------------------------	---------	---------	--------------------	--	--	--

35 C 14 CNG (3.0 CNG), 103 KW	07/06 → 08/09	SP-1331	MD-7398 MD-7310			
-------------------------------	---------------	---------	--------------------	--	--	--

35 C 15 (3.0 HPI), 107 KW	07/06 →	SP-1330	MD-7398 MD-7310			
---------------------------	---------	---------	--------------------	--	--	--

	03/09 →	SP-1330	MD-7398 MD-7310	MD-681		
--	---------	---------	--------------------	--------	--	--

Comments: filtration system Filtrauto/Purflux

35 C 17 (3.0 HPT EEV), 125 KW	09/09 →	SP-1330	MD-7398 MD-7310			
-------------------------------	---------	---------	--------------------	--	--	--

IVECO

Daily V (06-)

35 C 18 (3.0 HPT), 130 KW	07/06 →	SP-1325 SP-1330	MD-7398 MD-7310			
	03/09 →	SP-1325 SP-1330	MD-7398 MD-7310	MD-681		
Comments: filtration system Filtrauto/Purflux						
35 C 21 (3.0 HPT E5), 150 KW	07/06 →	SP-1330		MD-681		
Comments: MD-681: Filtration system Filtrauto/Purflux						
35 C/5 14CNG, (30 CNG EEV) , 100 KW	02/07 →	SP-1331				
35 S 10 (2.3 HPI), 71 KW	07/06 →	SP-1331	MD-7398 MD-7310			
35 S 11 (2.3 HPI), 78 KW	09/09 →	SP-1331	MD-7398 MD-7310			
35 S 12 (2.3 HPI), 85 KW	07/06 →	SP-1331	MD-7398 MD-7310			
35 S 13 (2.3 HPT), 93 KW	09/09 →	SP-1331	MD-7398 MD-7310			
35 S 14 (2.3 HPT), 100 KW	07/06 →	SP-1331	MD-7398 MD-7310			
	03/09 →	SP-1331	MD-7398 MD-7310	MD-681		
Comments: filtration system Filtrauto/Purflux						
35 S 14 (3.0 HPI EEV), 103 KW	09/09 →	SP-1330	MD-7398 MD-7310	MD-681		
Comments: filtration system Filtrauto/Purflux						
35 S 17 (3.0 HPT EEV), 125 KW	09/09 →	SP-1330	MD-7398 MD-7310	MD-681		
Comments: filtration system Filtrauto/Purflux						
35 S 18 (3.0 HPT), 130 KW	07/06 →	SP-1330	MD-7398 MD-7310			
35 S15 (3.5 Multijet II), 107 KW	10/11 →	SP-1331		MD-681		
Comments: MD-681: Filtration system Filtrauto/Purflux						
40 C 10 (2.3 HPI), 71KW	07/06 →	SP-1331	MD-7398 MD-7310			
	03/09 →	SP-1331	MD-7398 MD-7310	MD-681		
Comments: filtration system Filtrauto/Purflux						
40 C 11 (2.3 HPI), 78KW	09/09 →	SP-1331	MD-7398 MD-7310	MD-681		
Comments: filtration system Filtrauto/Purflux						
40 C 12 (2.3 HPI), 85KW	07/06 →	SP-1331	MD-7398 MD-7310			
	03/09 →	SP-1331	MD-7398 MD-7310	MD-681		
Comments: filtration system Filtrauto/Purflux						
40 C 13 (2.3 HPT), 93KW	09/09 →	SP-1331	MD-7398 MD-7310	MD-681		
Comments: filtration system Filtrauto/Purflux						
40 C 14 (3,0 HPI EEV), 103KW	09/09 →	SP-1330	MD-7398 MD-7310	MD-681		
Comments: filtration system Filtrauto/Purflux						
40 C 14 CNG (3,0 CNG EEV), 100KW	09/09 →	SP-1331	MD-7398 MD-7310	MD-681		
Comments: filtration system Filtrauto/Purflux						
40 C 15 (3.0 HPI), 107KW	07/06 →	SP-1330	MD-7398 MD-7310			
	03/09 →	SP-1330	MD-7398 MD-7310	MD-681		
Comments: filtration system Filtrauto/Purflux						
40 C 17 (3,0 HPT EEV), 125KW	09/09 →	SP-1330	MD-7398 MD-7310	MD-681		
Comments: filtration system Filtrauto/Purflux						

IVECO

Daily V (06-)

40 C 18 (3.0 HPT), 130KW	07/06 →	SP-1325 SP-1330	MD-7398 MD-7310			
	03/09 →	SP-1325 SP-1330	MD-7398 MD-7310	MD-681		
Comments: filtration system Filtrauto/Purflux						
40 C21 (3.0 HPT E5), 150 KW	10/11 →	SP-1330		MD-681		
Comments: MD-681: Filtration system Filtrauto/Purflux						
45 C 14 (3,0 HPI EEV), 103KW	09/09 →	SP-1330	MD-7398 MD-7310	MD-681		
Comments: filtration system Filtrauto/Purflux						
45 C 15 (3.0 HPI), 107KW	07/06 →	SP-1330	MD-7398 MD-7310			
	03/09 →	SP-1330	MD-7398 MD-7310	MD-681		
Comments: filtration system Filtrauto/Purflux						
45 C 17 (3.0 HPT EEV) 125Kw	09/09 →	SP-1330	MD-7398 MD-7310	MD-681		
Comments: filtration system Filtrauto/Purflux						
45 C 18 (3.0 HPT), 130KW	07/06 →	SP-1325 SP-1330	MD-7398 MD-7310			
	03/09 →	SP-1325 SP-1330	MD-7398 MD-7310	MD-681		
Comments: filtration system Filtrauto/Purflux						
50 C 14 (3.0 HPI EEV) 103Kw	09/09 →	SP-1330	MD-7398 MD-7310	MD-681		
Comments: filtration system Filtrauto/Purflux						
50 C 14 CNG (3.0 CNG) 103Kw	07/06 → 01/07	SP-1331	MD-7398 MD-7310			
50 C 14 CNG (3.0 CNG), 100 KW	02/06 →	SP-1331	MD-7398 MD-7310			
50 C 15 (3.0 HPI), 107KW	07/06 →	SP-1330	MD-7398 MD-7310			
	03/09 →	SP-1330	MD-7398 MD-7310	MD-681		
Comments: filtration system Filtrauto/Purflux						
50 C 17 (3.0 HPT EEV) 125Kw	09/09 →	SP-1330	MD-7398 MD-7310	MD-681		
Comments: filtration system Filtrauto/Purflux						
50 C 18 (3.0 HPT), 130KW	07/06 →	SP-1325 SP-1330	MD-7398 MD-7310			
	03/09 →	SP-1325 SP-1330	MD-7398 MD-7310	MD-681		
Comments: filtration system Filtrauto/Purflux						
50 C 21 (3.0 HPT E5), 150 KW	10/11 →	SP-1330		MD-681		
Comments: MD-681: Filtration system Filtrauto/Purflux						
55 S 17 (3.0 HPT EEV) 125Kw	09/09 →	SP-1330	MD-7398 MD-7310	MD-681		
Comments: filtration system Filtrauto/Purflux						
60 C 14 (3.0 HPI EEV) 103Kw	09/09 →	SP-1330	MD-7398 MD-7310	MD-681		
Comments: filtration system Filtrauto/Purflux						
60 C 15 (3.0 HPI), 107KW	07/06 →	SP-1330	MD-7398 MD-7310			
	03/09 →	SP-1330	MD-7398 MD-7310	MD-681		
Comments: filtration system Filtrauto/Purflux						
60 C 17 (3.0 HPT EEV) 125Kw	09/09 →	SP-1330	MD-7398 MD-7310	MD-681		
Comments: filtration system Filtrauto/Purflux						

IVECO

Daily V (06-)

60 C 18 (3.0 HPT), 130KW	07/06 →	SP-1325 SP-1330	MD-7398 MD-7310			
	03/09 →	SP-1325 SP-1330	MD-7398 MD-7310	MD-681		
Comments: filtration system Filtrauto/Purflux						
65 C 14 (3.0 HPI EEV) 103Kw	09/09 →	SP-1330	MD-7398 MD-7310	MD-681		
Comments: filtration system Filtrauto/Purflux						
65 C 14 CNG (3.0 CNG EEV), 100 KW	02/07 →	SP-1331	MD-7398 MD-7310			
65 C 14 CNG (3.0 CNG), 100 KW	07/06 → 01/07	SP-1331	MD-7398 MD-7310			
65 C 15 (3.0 HPI), 107KW	07/06 →	SP-1330	MD-7398 MD-7310			
	03/09 →	SP-1330	MD-7398 MD-7310	MD-681		
Comments: filtration system Filtrauto/Purflux						
65 C 17 (3.0 HPT EEV) 125kW	09/09 →	SP-1330	MD-7398 MD-7310	MD-681		
Comments: filtration system Filtrauto/Purflux						
65 C 18 (3.0 HPT), 130KW	07/06 →	SP-1325 SP-1330	MD-7398 MD-7310			
	03/09 →	SP-1325 SP-1330	MD-7398 MD-7310	MD-681		
Comments: filtration system Filtrauto/Purflux						
70 C 14 (3.0 HPI EEV) 103Kw	09/09 →	SP-1330	MD-7398 MD-7310	MD-681		
Comments: filtration system Filtrauto/Purflux						
70 C 14 CNG (3.0 CNG EEV) 100 Kw	09/09 →	SP-1331	MD-7398 MD-7310			
70 C 15 (3.0 HPI) 107Kw	10/09 →	SP-1330	MD-7398 MD-7310	MD-681		
Comments: filtration system Filtrauto/Purflux						
70 C 17 (3.0 HPT EEV) 125Kw	09/09 →	SP-1330	MD-7398 MD-7310	MD-681		
Comments: filtration system Filtrauto/Purflux						
70 C 18 (3.0 HPT) 130Kw	09/09 →	SP-1330	MD-7398 MD-7310	MD-681		
Comments: filtration system Filtrauto/Purflux						

Massif (08-)

3000 HPI 4x4, F1C, 107 KW	05/08 →	SP-1330	MD-7398	SP-1297		
3000 HPT 4x4, F1C, 130 KW	05/08 →	SP-1330	MD-7398	SP-1297		

JAGUAR

E-Type (61-75)

3800, 195 KW	04/61 → 07/64	MD-003	MD-140	MD-099		
4200, 195 KW	01/65 → 05/75	MD-003	MD-140			
5300 V12, 203 KW	03/71 → 04/75			MD-099		

S-Type (99-08)

2500 AJ-V6, 147 KW	04/02 → 02/08		MD-8350	SP-2130	MS-6322C	
2700 D, 152 KW	06/04 → 02/08	MD-611	MD-8350	SP-1273	MS-6322C	
3000i AJ-V6, 175 KW	01/99 → 02/08	SP-1244	MD-8214 MD-8350	SP-2130	MS-6322C	
Comments: MD-8350: Use from chassis no. M44998						
4000i AJ28 V8, 203 KW	01/99 → 04/02	SP-1117	MD-8214	SP-2130	MS-6322C	
4200i AJ34SC-V8R, 291 KW	04/02 → 02/08	SP-1117	MD-8214 MD-8350	SP-2130	MS-6322C	
Comments: MD-8350: Use from chassis no. M44998						
4200i AJ-V8 Supercharge, 219 KW	04/02 → 02/08	SP-1117	MD-8214 MD-8350	SP-2130	MS-6322C	
Comments: MD-8350: Use from chassis no. M44998						

X-Type (01-09)

JAGUAR

X-Type (01-09)

2000 D 16V 96KW	08/03 → 03/08	MD-435	MD-8298	SP-1263	MS-6204 MS-6204C
2000 V6 (X400), 114 KW	02/02 → 10/05	SP-1244	MD-8236	SP-2060	MS-6204 MS-6204C
2200 Diesel, 107 KW	04/08 → 10/09	MD-435	MD-8298	SP-1263	MS-6204 MS-6204C
2200 Diesel, 110 KW	10/05 →	MD-435	MD-8298	SP-1263	MS-6204 MS-6204C
2200 Diesel, 114 KW	07/05 → 03/08	MD-435	MD-8298	SP-1263	MS-6204 MS-6204C
2500 V6 (X400), 144 KW	03/01 → 10/09	SP-1244	MD-8236	SP-2060	MS-6204 MS-6204C
3000 V6 (X400), AJ-V6, 169 KW	03/01 → 10/09	SP-1244	MD-8236	SP-2060	MS-6204 MS-6204C

XF (08-)

2200 Diesel, 120 KW	05/11 →	MD-525	MD-8350		MS-6204C
2200 Diesel, 140 KW	05/11 →	MD-525	MD-8350		MS-6204C
2700 Diesel, 152 KW	03/08 →	MD-611	MD-8350	SP-1273	
3000 Diesel V6, 155 KW	02/10 →	MD-667	MD-8350		
3000 Diesel V6, 177 KW	05/09 →	MD-667	MD-8350		
3000 S Diesel V6, 202 KW	05/09 →	MD-667	MD-8350		
3000 V6, 175 KW	03/08 →		MD-8350	SP-2130	
4200 V8 Kompressor, 306 KW	03/08 →		MD-8350	SP-2130	
4200 V8, 219 KW	03/08 →		MD-8350	SP-2130	
5000 Kompressor, 346 KW	01/09 →		MD-8350	SP-2130	MS-6204C
5000 V8 Kompressor, 375 KW	03/09 →		MD-8350	SP-2130	
5000 V8, 283 KW	06/09 →		MD-8350	SP-2130	

XJ 12 (72-92)

5300i V12, 194 KW	10/86 → 12/92	SP-890		SP-2003	
5300i V12, 211 KW	05/75 → 12/82	MD-149			
6000i V12, 8C, 229 KW	03/93 → 11/94	SP-950	MD-9432	SP-2003	

XJ 6 (68-94)

2900i	10/85 → 09/89	SP-950	MD-9432	SP-2022	
3200i	01/90 → 11/93	SP-890	MD-9432		
3200i 155KW	11/93 →	SP-890	MD-9432	SP-2083	
3400i	01/79 → 01/86	SP-950	MD-304		
3600i	01/86 → 08/89	SP-950	MD-9432	SP-2022	
4000i	01/89 →	SP-950	MD-9432	SP-2022	
4200i	01/75 → 12/86	SP-950	MD-304	SP-2003	

XJ 8 (94-03)

3200i, AJ-V8, 174 KW	07/97 → 00/03	SP-1117	MD-9718	SP-2083	
4000i, AJ27, 209 KW	07/97 → 05/03	SP-1117	MD-9718	SP-2083	

XJ/XJR (03-)

2700 V6 Diesel (XJ6), AJD-V6, 152 KW	07/05 →	MD-611	MD-8350	SP-1273	
3000 V6 (XJ6), AJ-V6, 175 KW	04/03 →		MD-8350		
3500 V8 (XJ8), AJV8, 190 KW	04/03 →		MD-8350		
Comments: MD-8350: Quantity 2					
4200 V8 (XJ8), AJ34, 219 KW	04/03 →		MD-8350		
Comments: MD-8350: Quantity 2					
4200 V8 Kompressor (XJR), 306 KW	04/07 →		MD-8350		
Comments: MD-8350: Quantity 2					
4200 V8 Kompressor (XJR/XJ8 Super), AJ34, 291KW	04/03 →		MD-8350		
Comments: MD-8350: Quantity 2					

XJ/XJR (10-)

3000 V6 Diesel, 202 KW	01/10 →	MD-667	MD-8350		
5000 V8 Kompressor, 375 KW	01/10 →		MD-8350		
5000 V8, 283 KW	01/10 →		MD-8350		
5000 V8, 346 KW	01/10 →		MD-8350		

XJR (92-)

4000i, AJ16, 235 KW	11/94 → 07/97	SP-890	MD-9432		
---------------------	---------------	--------	---------	--	--

JAGUAR

XJR (92-)

6000i V12, 8C, 229 KW	03/93 → 11/94	SP-950	MD-9432	SP-2003		
-----------------------	---------------	--------	---------	---------	--	--

XJS (75-96)

3600i, AJ6, 9DPALA, 136-156 KW	10/83 → 05/92	SP-950		SP-2003		
--------------------------------	---------------	--------	--	---------	--	--

4000i, 9EPCNA, 9LPFRB, 16-171 KW	05/91 → 03/96	SP-950	MD-5236	SP-2022		
----------------------------------	---------------	--------	---------	---------	--	--

5300i, 8C,8S,8D,V12, 194-217 KW	09/75 → 08/93	SP-890		SP-2003		
---------------------------------	---------------	--------	--	---------	--	--

6000i, 8D 222KW	05/99 → 03/96	SP-950	MD-5236	SP-2003		
-----------------	---------------	--------	---------	---------	--	--

XK 150 (51-61)

3500, 6 cylinder	01/57 → 01/61	MD-003				
------------------	---------------	--------	--	--	--	--

XK 8 (96-06)

4200i, AJ34, 219 KW	08/02 → 03/06	SP-1117	MD-9718	SP-2083		
---------------------	---------------	---------	---------	---------	--	--

XK 8 (96-07)

4000i Cabrio, AJ27, 216KW	09/96 → 09/02	SP-1117	MD-9718	SP-2083		
---------------------------	---------------	---------	---------	---------	--	--

4000i, AJ27, 216-267KW	02/96 → 09/02	SP-1117	MD-9718	SP-2083		
------------------------	---------------	---------	---------	---------	--	--

4200i R, AJ34SC, 291 KW	08/02 → 03/06	SP-1117	MD-9718	SP-2083		
-------------------------	---------------	---------	---------	---------	--	--

XK/XKR (06-)

3500 V8 (XK), AJV8, 190Kw	07/07 →	SP-1117		SP-2176		
---------------------------	---------	---------	--	---------	--	--

4200 V8 (XK), 219Kw	03/06 →	SP-1117		SP-2176		
---------------------	---------	---------	--	---------	--	--

4200 V8 Kompressor (XKR), 306 Kw	03/06 →	SP-1117		SP-2176		
----------------------------------	---------	---------	--	---------	--	--

5000 V8 (XK), 283Kw	05/09 →			SP-2176		
---------------------	---------	--	--	---------	--	--

5000 V8 (XKR), 390Kw	09/10 →			SP-2176		
----------------------	---------	--	--	---------	--	--

5000 V8 Kompressor (XKR), 375 Kw	05/09 →			SP-2176		
----------------------------------	---------	--	--	---------	--	--

5000 V8 Kompressor (XKR-S), 405 KW	01/11 →					
------------------------------------	---------	--	--	--	--	--

JEEP

Cherokee I (86-01)

2100TD, J8S, 64 KW	01/88 → 12/93	SP-952	MD-5038			
--------------------	---------------	--------	---------	--	--	--

2500 TD, 85KW	01/88 → 11/01	SP-812	MD-5038			
---------------	---------------	--------	---------	--	--	--

2500 TD, M51, M52, 89KW	10/95 → 11/01	SP-812	MD-9390			
-------------------------	---------------	--------	---------	--	--	--

2500i 87KW	02/97 → 11/01	SP-977				
------------	---------------	--------	--	--	--	--

2500i, EPE, 90KW	01/92 → 05/96	SP-977	MD-9172	SP-2109		
------------------	---------------	--------	---------	---------	--	--

4000i, ERH, 136 KW	01/97 → 11/01	SP-977	MD-9172			
--------------------	---------------	--------	---------	--	--	--

4000i, M400L, 131KW	10/86 → 09/90	SP-977	MD-9172	SP-2109		
---------------------	---------------	--------	---------	---------	--	--

4000i, MX, 135 KW	12/91 → 11/01	SP-977				
-------------------	---------------	--------	--	--	--	--

Cherokee II (01-)

2400, 108 KW	01/02 →	SP-845	MD-8036		MS-6227	
--------------	---------	--------	---------	--	---------	--

2500 CRD Turbo Diesel, 105 KW	10/01 → 06/03	MD-511	MD-8036		MS-6227	
-------------------------------	---------------	--------	---------	--	---------	--

		SP-812				
--	--	--------	--	--	--	--

2800 CRD TurboDiesel, 110 KW	05/03 → 05/05	SP-812	MD-8036		MS-6227	
------------------------------	---------------	--------	---------	--	---------	--

2800 CRD TurboDiesel, 120 KW	04/05 →	SP-812	MD-8036	SP-1297		
------------------------------	---------	--------	---------	---------	--	--

3700i V6, 150 KW	09/03 →	SP-1244	MD-8036		MS-6227	
------------------	---------	---------	---------	--	---------	--

3700i V6, 155 KW	10/01 →	SP-1244	MD-8036		MS-6227	
------------------	---------	---------	---------	--	---------	--

Cherokee III (08-)

2800 CRD, 130 KW, 177 KW	03/08 →		MD-8458			
--------------------------	---------	--	---------	--	--	--

3700i V6, 151 KW	03/08 →	SP-1244	MD-5038			
------------------	---------	---------	---------	--	--	--

Cherokee Pioneer (04-05)

2500 CRD, 105 KW	01/04 → 01/05	MD-511	MD-8036			
------------------	---------------	--------	---------	--	--	--

2800 CRD TD, 110 KW	01/05 → 09/05	SP-812	MD-8036			
---------------------	---------------	--------	---------	--	--	--

CJ-Series (83-87)

2000, 63 KW	01/83 → 12/87	SP-943	MD-5038	FF-009		
-------------	---------------	--------	---------	--------	--	--

2100TD BOSCH 109MM/H, 44 KW	01/83 → 12/87	SP-952	MD-5038	SP-967		
-----------------------------	---------------	--------	---------	--------	--	--

2100TD BOSCH 123MM/H, 44 KW	01/83 → 12/87	SP-952	MD-5038	SP-966		
-----------------------------	---------------	--------	---------	--------	--	--

2400 Diesel, 44 KW	01/83 → 12/89	SP-899	MD-9400	SP-2109		
--------------------	---------------	--------	---------	---------	--	--

2500, 78 KW	01/84 → 12/87		MD-9400			
-------------	---------------	--	---------	--	--	--


Comander XH (06-)

3000 CRD, EX, 160 KW	07/06 →	MD-529	MD-8036	SP-1298		TR-013
----------------------	---------	--------	---------	---------	--	--------

3700 V6, 157 KW	09/05 →					
-----------------	---------	--	--	--	--	--

4700 V8, EV, 170 KW	07/06 → 12/07	SP-977	MD-8036			
---------------------	---------------	--------	---------	--	--	--

		 OIL	 AIR	 FUEL	 CABIN	 OTHER
JEEP						
Comander XH (06-)						
5700 V8 HEMI, EZ, 240 KW	07/06 →	SP-977	MD-8036			
Compass (06-)						
2000 16V, 115KW	03/11 →		MD-5330		MS-6381C	
2000 CRD, 103KW	09/06 →	MD-437	MD-8428	SP-1371	MS-6381C	
2000 CRD, 88KW	09/06 →	MD-437	MD-8428	SP-1371	MS-6381C	
2200 CRD, 100 KW	05/11 →	MD-683			MS-6381C	
2200 CRD, 120Kw	03/11 →	MD-683		SP-1370	MS-6381C	
2400 16V, 125 KW	09/06 → 02/11	SP-960	MD-8496		MS-6381C	
	03/11 → 00/11		MD-5330		MS-6381C	
Grand Cherokee I (91-99)						
2500TD, M51, 85KW	10/95 → 04/99	SP-977	MD-5038			
4000i, MX, 135 KW	09/91 → 04/99	SP-977	MD-9320	SP-2109		
4000i, S01, 130KW	10/95 → 04/99	SP-977	MD-9320	SP-2109		
5200i, Y, 158KW	09/92 → 04/99	SP-977	MD-9320	SP-2109		
5200i, Y01, 156KW	10/95 → 04/99	SP-977	MD-9320			
5900i, 177 KW	08/97 → 04/99	SP-977				
Grand Cherokee II (99-05)						
2700 CRD,OM612, 120 KW	09/01 → 07/05	MD-337D	MD-9320	SP-1308	MS-6227	
3100 TD, VM Diesel, 103 KW	04/98 → 11/01		MD-9320		MS-6227	
	01/01 → 11/01	MD-353	MD-9320		MS-6227	
4000i, 140 KW	04/99 → 07/05	SP-977	MD-9320	SP-2172	MS-6227	
4700i V8, 162 KW	01/00 → 07/05	SP-977	MD-9320	SP-2172	MS-6227	
4700i V8, 166 KW	04/99 → 06/00	SP-977	MD-8036	SP-2172	MS-6227	
			MD-9320			
4700i V8, 167 KW	07/03 → 07/05	SP-977	MD-9320		MS-6227	
4700i V8, 190 KW	09/01 → 07/05	SP-977	MD-9320	SP-2172	MS-6227	
Grand Cherokee III (05-)						
3000 CRD V6, OM642, 160 KW	06/05 →	MD-529	MD-8036	SP-1298	MS-6227	TR-013
3000 CRD,155 KW	05/06 →	MD-529	MD-8036	SP-1298	MS-6227	
3700 V6, 157 KW	06/05 →					
4700 V8, 170 KW	06/05 → 12/08	SP-1084	MD-8036		MS-6227	
5700 V8 HEMI, 259 KW	01/09 →	SP-1084	MD-8036		MS-6227	
5700 V8 HEMI, 240 KW	06/05 → 12/08	SP-1084	MD-8036		MS-6227	
	06/05 → 12/07	SP-1084	MD-8036		MS-6227	
6100 V8 HEMI SRT8, 313 KW	03/06 → 12/07	SP-1084	MD-8036		MS-6227	
Grand Cherokee IV (10-)						
3000 CRD, 140KW	05/11 →				MS-6430	
3000 CRD, 177KW	05/11 →				MS-6430	
3600 V6, 210 KW	12/10 →	MD-705			MS-6430	
5700 V8 HEMI, 259 KW	12/10 →	SP-1084			MS-6430	
Liberty I (01-)						
2400i, 115KW	01/01 →	SP-845				
2500 CRD TurboDiesel, 104 KW	01/01 → 06/03	MD-511	MD-8036			
2800 CRD TD, 110 KW	05/03 → 05/05	SP-812	MD-8036			
2800 CRD TD, 120 KW	04/05 → 12/06	SP-812	MD-8036			
	01/07 →		MD-8036			
3700i V6, 150KW	09/03 →	SP-1244	MD-8036			
3700i V6, 157KW	01/01 →	SP-1244	MD-8036			
Liberty II (08-)						
2800 CRD, 130 KW	03/08 →	MD-8458			MS-6389	
3700i V6, 151 KW	03/08 →	SP-1348	MD-8036		MS-6389	
Patriot (07-)						
2000 CRD, 103KW	10/07 →	MD-437	MD-8428	SP-1371	MS-6381C	
2000 CRD, 88KW	10/07 →	MD-437		SP-1371	MS-6381C	
2200 CRD, 100 KW	03/11 →	MD-683			MS-6381C	
2200 CRD, 120Kw	03/11 →	MD-683		SP-1370	MS-6381C	
2400 16V, 115 KW	03/11 →				MS-6381C	
2400 16V, 125 KW	10/07 →	SP-960	MD-8496		MS-6381C	

		 OIL	 AIR	 FUEL	 CABIN	 OTHER
JEEP						
Wrangler I (88-96)						
2400i, 76KW	01/88 → 12/91	SP-943	MD-9400	SP-2109		
2500i, 89KW	12/91 → 08/96	SP-977	MD-9400	SP-2109		
4000i, 131KW	12/91 → 09/96	SP-977	MD-9400	SP-2109		
Wrangler II (96-)						
2400i 105KW	11/02 →	SP-845	MD-8326			
2500i 89KW	08/92 → 08/96	SP-977	MD-9172	SP-2109		
2500i, P00, 87KW	08/96 →	SP-943	MD-9400			
3800, 146 KW	03/07 →	SP-845				
4000i 124-130KW	09/96 →	SP-977	MD-9392	SP-2109		
4000i 128 KW	09/03 →	SP-977				
Wrangler III (07-)						
2800 CRD, 130 KW	04/07 →		MD-8582			
2800 CRD, 147 KW	10/10 →		MD-8582			
3600 V6, ERB, 209 KW	10/11 →	MD-705				
3800i V6, 151 KW	08/10 →	SP-892	MD-8484			
KIA MOTORS						
Besta						
2200D	02/94 →	SP-819	MD-9596			
2200D Bypass	02/94 →	SP-925				
Bongo						
2200D	02/96 →	SP-819				
Bongo III (04-)						
2400 TDCi, D4BH, 69 KW	01/04 →	SP-1228		SP-1263		
2500 TDCi, D4CB, 98 KW	01/04 →	SP-1228		SP-1263		
2900 TDCi, 90 KW	01/04 →	SP-1228				
Carens I (00-06)						
1600 16V, 77 KW	07/02 → 09/06	SP-1079	MD-9578		MS-6286	
1800 16V, 81 KW	10/00 → 08/02	SP-1079	MD-9578		MS-6286	
1800 16V, 93 KW	07/02 →	SP-1079	MD-9578	SP-2128	MS-6286	
2000 16V, 102 KW	09/04 →	SP-934	MD-9578		MS-6286	
Comments: Right-hand drive						
2000 CRDi (LHD), 83 KW	07/02 →	MD-511	MD-9578	SP-1239	MS-6286	
Comments: Left Hand Drive						
2000 CRDi, 103 KW	11/05 →	MD-589	MD-9578	SP-1239	MS-6307	
Comments: Right Hand Drive						
2000 CRDi,(RHD), 83 KW	07/02 →	SP-1274	MD-9578	SP-1239	MS-6286	
Comments: Right Hand Drive						
Carens II (06-)						
1600 16V D2, 93 KW	06/09 →	SP-934			MS-6307	
1600 CRDi, 94 KW	06/10 →	MD-687			MS-6307	
1600 CVVT, 97 KW	08/09 →	SP-934			MS-6307	
2000 16V, G4KA, 107 KW	10/06 →	SP-934	MD-8256	SP-2128	MS-6307	
2000 CRDi, 100 KW	08/09 →	MD-589			MS-6307	
2000 CRDi, 85 KW	05/07 →				MS-6307	
2000 CRDi, D4EA, 103 KW	10/06 →	MD-511	MD-8330	SP-1239	MS-6307	
Carnival I						
2500 V6 121KW	08/99 →	SP-989			MS-6287	
2900 TD 93KW	08/99 →	SP-997		SP-1003	MS-6287	
Carnival II						
2500 V6 110KW	09/01 →	SP-989	MD-8254	SP-2044 FF-053	MS-6287	
2900 CRDi 106KW	09/01 →	SP-1228	MD-8252	SP-1263	MS-6287	
3500 V6 143KW	07/02 →	SP-989		FF-053	MS-6287	
Carnival III						
2200 CRDi, 110 KW	01/10 →	MD-697			MS-6327	
2200 CRDi, 143 KW	01/10 →	MD-697			MS-6327	
2700 V6, G6EA, 139 KW	07/06 →	SP-934	MD-8316		MS-6327	
2900 CRDi, J3, 136 KW	07/06 →	SP-934	MD-8316	SP-1236	MS-6327	

KIA MOTORS

Cee'd

1400 16V, 80KW	01/07 →	SP-934	MD-8336	FF-072	MS-6365 MS-6397	
Comments: For RHD use MS-6397						
1400 CVVT, 66 Kw	10/10 →	SP-934	MD-8336	FF-072	MS-6365 MS-6397	
Comments: For RHD use MS-6397						
1400, 77 Kw	10/10 →	SP-934	MD-8336	FF-072	MS-6365 MS-6397	
Comments: For RHD use MS-6397						
1600 16V, 90KW	01/07 →	SP-934	MD-8336	FF-072	MS-6365 MS-6397	
Comments: For RHD use MS-6397						
1600 16V, 92 KW	09/07 →	SP-934	MD-8336	FF-072	MS-6365 MS-6397	
Comments: For RHD use MS-6397						
1600 CRDi, 66KW	01/07 → 07/09	MD-579	MD-8336	SP-1285	MS-6365 MS-6397	
Comments: For RHD use MS-6397						
	08/09 → 09/10	MD-687	MD-8336	SP-1285	MS-6365 MS-6397	
Comments: For RHD use MS-6397						
	10/10 →	MD-687	MD-8336		MS-6365 MS-6397	
Comments: For RHD use MS-6397						
1600 CRDi, 85KW	01/07 → 07/09	MD-579	MD-8336	SP-1285	MS-6365 MS-6397	
Comments: For RHD use MS-6397						
	08/09 → 09/10	MD-687	MD-8336	SP-1285	MS-6365 MS-6397	
Comments: For RHD use MS-6397						
	10/10 →	MD-687	MD-8336		MS-6365 MS-6397	
Comments: For RHD use MS-6397						
1600 CRDi, 94KW	10/10 →	MD-687	MD-8336		MS-6365 MS-6397	
Comments: For RHD use MS-6397						
1600 CVVT, DOHC MPI, 85 KW	09/07 →	SP-934	MD-8336		MS-6365 MS-6397	
Comments: For RHD use MS-6397						
1600, 93 KW	02/08 →	SP-934	MD-8336		MS-6365 MS-6397	
Comments: For RHD use MS-6397						
2000 16V, 105KW	01/07 →	SP-934	MD-8336	FF-072	MS-6365 MS-6397	
Comments: For RHD use MS-6397						
2000 CRDi, 103KW	01/07 →	MD-589	MD-8336	SP-1285	MS-6365 MS-6397	
Comments: For RHD use MS-6397						

Cee'd II (12-)

1400 CRDi, 66 KW	05/12 → 01/00	MD-687	MD-8336		MS-6348	
1600 CRDi, 94 KW	05/12 → 01/00	MD-687	MD-8336		MS-6348	

Cerato (04-)

1500 CRDi, 54 KW	07/05 →	MD-579	MD-9570	SP-1288	MS-6327	
1500 CRDi, 66 KW	09/05 →	MD-579		SP-1285	MS-6327	
1500 CRDi, 75 KW	09/05 →	MD-579	MD-9570	SP-1288	MS-6327	
1600, 77 KW	04/04 →	SP-934	MD-9570	SP-1285	MS-6327	
1600, CRDi D4FB, 85 KW	06/05 →	MD-579			MS-6327	
1600, G4FC, 90 KW	05/06 →	SP-934			MS-6327	
2000 CRDi, 66 KW	04/04 →	MD-511	MD-9570	SP-1239	MS-6327	
2000 CRDi, 83 KW	04/04 →	MD-511	MD-9570	SP-1285	MS-6327	
2000, 105 KW	04/04 →	SP-934	MD-9570	SP-1285	MS-6327	

Clarus

1800i 85KW	02/96 →	SP-1002	MD-9580			
------------	---------	---------	---------	--	--	--

KIA MOTORS

Clarus						
2000i 98KW	02/96 →	SP-1001	MD-9580	SP-2116		
Credos						
2000i 109KW	09/96 →	SP-1001				
Joice (00-)						
2000, 102 KW	03/00 →	SP-934	MD-9862			
2000, 88 KW	09/01 →	SP-934	MD-9862			
K-Series						
2500 2.5 Diesel	01/03 → 05/04	SP-1228	MD-5172	SP-970		
	06/04 →	SP-1228	MD-5278	SP-970		
2700 7.5 Diesel	06/00 →	SP-1228	MD-5172	SP-970		
Leo						
1500, 59KW	01/95 → 01/00	SP-1002	MD-9970	SP-2027		
1800i, 16V, 82KW	01/95 → 01/00	SP-1002	MD-9970	SP-2027		
Magentis I (01-06)						
2000 16V, 100KW	03/01 →	SP-934	MD-9782	SP-2079		
2500 V6 24V	03/01 →	SP-934	MD-9782	SP-2079 FF-054		
Magentis II (06-08)						
2000 16V, G4KA, 106 KW	11/05 →	SP-934	MD-8098		MS-6326	
2000 CRDi, 100 KW	11/05 → 12/08	MD-589		SP-1288	MS-6326	
2000 CRDi, 110 KW	04/06 →	MD-589	MD-8330			
2000 CRDi, D4EA, 103 KW	02/06 → 12/08	MD-589	MD-8330	SP-1288	MS-6326	
2700 16V, G6EA, 138 KW	03/06 → 12/08	SP-934	MD-8098		MS-6326	
Magentis III (09-)						
2000 16V, 121 KW	01/09 →	SP-934			MS-6431	
2000 CRDi, 110 KW	01/09 →	MD-589			MS-6431	
2700 V6, 142 KW	01/09 →					
Mohave (08-)						
3000, 184 KW	01/08 →				MS-6327	
3800, 202 KW	01/08 →	MD-687			MS-6327	
Opirus						
3500 V6, 145 KW	03/03 →	SP-934	MD-8466		MS-6367	
3800 V6, G6DA, 196 KW	03/07 →	MD-587	MD-8466		MS-6367	
Optima (12-)						
1700 CRDi, 100 KW	04/12 →	MD-687				
Picanto I (04-11)						
1000, 45 KW	04/04 → 05/11	SP-1079	MD-8122		MS-6294	
1000, 46 KW	11/09 →	SP-1002	MD-8122		MS-6294	
1100 CRDi, 55 KW	11/05 → 05/11	MD-579		SP-1285	MS-6294	
1100 G4HG, 48 KW	04/04 → 05/11	SP-1079	MD-8122		MS-6294	
Picanto II (11-)						
1000, 51 KW	05/11 →	SP-1002			MS-6294	
1000, Bi-fuel, 60 kw	05/11 →	SP-1002			MS-6294	
1200, 63 KW	09/11 →				MS-6294	
Pregio						
2200D 48KW	02/96 →	SP-819	MD-5176	SP-1003		
Pride						
1100	01/90 → 12/94	SP-937	MD-9850	FF-005		
1300	01/90 → 12/94	SP-937	MD-9850	FF-005		
1300i	01/91 → 12/94	SP-1002				
1300i 44KW	01/96 →	SP-1002	MD-9484	SP-2115		
1300i 47KW 16V	10/96 →	SP-1002	MD-9484	SP-2115		
1300i 53/54KW	01/96 →	SP-1002	MD-9132	SP-2115		
Retona (00-)						
2000 TD, RFTCI, 61 KW	05/00 →	SP-934 SP-925	MD-9986			
Comments: SP-934 primary flow, SP-925 secondary flow						
2000i, FED, 94 KW	05/00 →	SP-1001	MD-9986			

KIA MOTORS

Rio I						
1300i 16V,B3, 55 KW	05/00 → 10/05	SP-1079	MD-9770	SP-2152	MS-6288	
1500i 16V, 72 KW	05/00 → 10/05	SP-1079	MD-9770	SP-2152	MS-6288	
Rio II						
1400i G4EE, 71 KW	09/05 →	SP-934	MD-8194		MS-6307	
1500i CRDi, 58 KW	09/05 → 10/06	MD-579		SP-1288	MS-6307	
1500i CRDi, D4FA, 81 KW	09/05 →	MD-579	MD-8246	SP-1288	MS-6307	
1600i 16V, G4ED, 82 KW	03/05 →	SP-934	MD-8194		MS-6307	
Rio III (11-)						
1100 CRDi, 55 KW	09/11 →	MD-687			MS-6307	
1400 CRDi, 66 KW	09/11 →	MD-687			MS-6307	
Roadster (Elan) (99-)						
1800, 100 KW	08/99 →	SP-1079	MD-9970 MD-9578			
Sephia						
1500i 59KW	02/96 →	SP-1002	MD-9970	SP-2027		
1500i 65KW 16V	02/95 → 09/00	SP-1002	MD-9970	SP-2027		
1600i 59KW	01/91 →	SP-1002	MD-9970	SP-2027		
1800i 82KW	01/97 → 09/00	SP-1002	MD-9970	SP-2027		
Shuma I						
1500i 16V,Eng:BFD FI,65KW	04/98 →	SP-1002	MD-9578	SP-2128		
1800i 16V,Eng:TED FI,81KW	04/98 →	SP-1002	MD-9578	SP-2128		
Shuma II						
1600i 16V 75KW	03/01 → 04/03	SP-1079	MD-9578	SP-2128		
1800i 16V 84KW	01/03 →	SP-1079	MD-9578	SP-2128		
Sorento I (02-)						
2400, 4G64, 102 KW	07/02 → 07/06	SP-934	MD-8468		MS-6239	
2500 CRDi, 120 KW	05/06 →	SP-1288		SP-1285		
2500 CRDi, D4CB, 103 KW	07/02 → 04/06	SP-1228	MD-8128	SP-1249	MS-6239	
	05/06 → 08/06	SP-1228	MD-8128	SP-1288	MS-6239	
	09/06 → 11/06	SP-1228	MD-8128		MS-6239	
2500 CRDi, D4CB, 125 KW	12/06 →	SP-1228	MD-8128	SP-1285	MS-6239	
	12/06 → 06/09	SP-1228	MD-8608	SP-1258		
3300 V6, 177 KW	07/09 →	SP-1228	MD-8608			
	12/06 →	MD-587	MD-8608		MS-6239	
3300 V6, G6DB, 182 KW	08/06 →	MD-587	MD-8608		MS-6239	
3500 V6, 143 KW	07/02 →	SP-934	MD-8128		MS-6239	
Sorento II (09-)						
2000 CRDi, 110 KW	11/10 →	MD-697	MD-8576		MS-6327	
2200 CRDi, 145 KW	11/09 →	MD-697	MD-8576		MS-6327	
2400, WT, 128 KW	11/09 →	SP-934	MD-8468		MS-6327	
Soul (09-)						
1600 CRDi, 85 KW	02/09 →	MD-687			MS-6394	
1600 CRDi, 94 KW	01/09 →	MD-687	MD-8436		MS-6394	
1600 CVVT, 77 KW	02/09 →	SP-934			MS-6394	
1600i, 93 KW	02/09 →	SP-934	MD-8436		MS-6394	
1600i, GDi, 103 KW	06/11 →	SP-934			MS-6394	
Spectra (05-)						
1600i, 75 KW	01/05 →	SP-1002	MD-9578			
Sportage I						
2000i 70KW	04/94 →	SP-1001	MD-9980	SP-2173 SP-2106		
2000i 94KW	06/94 →	SP-1001	MD-9980	SP-2173 SP-2106		
2000TD 61KW	06/94 →	SP-819	MD-9574			
2000TD 61KW Bypass	06/94 →	SP-925				
2200D 48KW	04/94 →	SP-819				
2200D 48KW Bypass	04/94 →	SP-925				
Sportage II (04-10)						

KIA MOTORS

Sportage II (04-10)

2000 CRDi, D4EA, (LHD) 83 KW Comments: Left Hand Drive	12/04 → 07/10	SP-1274	MD-511		MS-6307	
2000 CRDi, D4EA, (LHD), 110 KW	09/08 → 07/10	MD-589	MD-8130	SP-1285	MS-6307	
2000 CRDi, D4EA, (RHD) 83 KW Comments: Right Hand Drive	12/04 → 07/10	SP-1274	MD-8130		MS-6307	
2000 CRDi, D4EA, (RHD), 110 KW	09/08 → 07/10	MD-589	MD-8130	SP-1285		
2000 CRDi, D4EA, 103 KW	11/05 → 07/10	MD-589	MD-8130	SP-1285	MS-6307	
2000i, G4GC, 104 KW	12/04 → 07/10	SP-934	MD-8130		MS-6307	
2700i V6, G6BA, 129 KW	12/04 → 07/10	SP-934	MD-8130		MS-6307	

Sportage III (10-)

1600 GDI, 99 KW	11/10 →		MD-8508			
1700 CRDi, 85 KW	11/10 →	MD-687	MD-8508			
2000 CRDi, 100 KW	08/10 →	MD-697	MD-8508			
2000, CVVT, 120 KW	08/10 →		MD-8508			

Venga (10-)

1400 16V, 66KW	02/10 →	SP-934		FF-072	MS-6411	
1400 CRDi, 55KW	02/10 →	MD-687			MS-6411	
1400 CRDi, 66KW	02/10 →	MD-687			MS-6411	
1600 16V, 92KW	02/10 →	SP-934		FF-072	MS-6411	
1600 CRDi, 85KW	02/10 →	MD-687			MS-6411	
1600 CRDi, 94KW	02/10 →	MD-687			MS-6411	

LADA

110

1500 16V, 67 KW	01/95 →	SP-850	MD-9432	SP-2103	MS-6353	
-----------------	---------	--------	---------	---------	---------	--

1118+1119 (05-)

1400 (1117,1118,1119), 66 KW	11/08 →	SP-806	MD-9432		MS-6405	
1600 (1118, 1119), VAZ1118.3, 60KW	03/05 →	SP-806	MD-9432		MS-6405	

2101-2102

1200	01/70 → 06/86	SP-850	MD-024	FF-009		
------	---------------	--------	--------	--------	--	--

2101-2107

1300	08/73 → 01/87	SP-850	MD-024	FF-009		
------	---------------	--------	--------	--------	--	--

2103-2105

1500	09/72 →	SP-850	MD-024	FF-009		
------	---------	--------	--------	--------	--	--

2103-2106

1600	09/72 →	SP-850	MD-024	FF-009		
------	---------	--------	--------	--------	--	--

2104-2107

1700i 62KW	08/93 →	SP-850	MD-024	SP-2024		
------------	---------	--------	--------	---------	--	--

2107 Priora (08-)

1600 LPG, 71 KW	12/08 →	SP-806	MD-9432			
1600, 72 KW	12/08 →	SP-806	MD-9432			

Aleko

1800D	09/90 →	SP-949		SP-973		
-------	---------	--------	--	--------	--	--

Forma

1300	05/88 →	SP-850	MD-024	FF-009		
1300i	07/90 →	SP-850	MD-024	SP-2103		
1500	07/90 →	SP-850	MD-024	FF-009		
1500i	07/90 →	SP-850	MD-024	SP-2103		

Granta (11-)

1600, VAZ21126, 59 KW	12/11 →	SP-806	MD-9432		MS-6405	
1600, VAZ21126, 64 KW	12/11 →	SP-806	MD-9432		MS-6405	
1600, VAZ21126, 66 KW	12/11 →	SP-806	MD-9432		MS-6405	
1600, VAZ21126, 72 KW	12/11 →	SP-806	MD-9432		MS-6405	

Kalina (05-)

1400 16V, 66 KW	11/08 →	SP-806	MD-9432		MS-6405	
1400 16V, LPG, 65 KW	11/08 →	SP-806	MD-9432		MS-6405	
1600i 16V, 66 KW	03/05 →	SP-806	MD-9432	SP-2103	MS-6405	
1600i, 60 KW	03/05 →	SP-806	MD-9432	SP-2103	MS-6405	

LADA

Nadeschda (97-)

1700, VAZ-2121.3, 60 KW	12/97 →	SP-806	MD-024			
1700, VAZ-2121.4, 59 KW	12/97 →	SP-806	MD-024			
1800, VAZ-2130, 60 KW	12/97 →	SP-806	MD-024			
1800i, VAZ-2130.1, 67 KW	12/97 →	SP-806	MD-024			

Niva

1600	01/90 →	SP-850	MD-024	FF-009		
	→ 12/89	SP-907	MD-024	FF-009		
1700i 59KW	01/95 →	SP-907				
1900D	10/93 →	SP-943	MD-572	MD-093		

Riva

1200	→	SP-928	MD-024			
1300	→	SP-928	MD-024			
1500	→	SP-928	MD-024			

Samara

1100	01/86 →	SP-850	MD-024	FF-009		
1300	01/86 →	SP-850	MD-024	FF-009		
1300i	01/95 →	SP-892	MD-9330	SP-2103		
1500	01/86 → 12/93	SP-850	MD-024	FF-009		
1500i	01/95 →	SP-892	MD-9330	SP-2103		

LANCIA

A112 (69-86)

1000, 29-35 KW	01/82 → 12/86	SP-927	MD-044	FF-009		
1000, 43/51KW Abarth	09/71 → 12/84	SP-927		FF-009		
900, 29/35KW	01/70 → 06/86	SP-910	MD-044	FF-009		
	04/80 → 06/86	SP-927	MD-044	FF-009		

Beta Coupe/Spider (73-86)

1300, 61 KW	04/76 → 07/82		MD-024			
1400, 66 KW	08/73 → 07/76	SP-927	MD-024			
1600, 74 KW	04/76 → 05/85		MD-024			
1800, 81 KW	08/73 → 07/76	SP-927	MD-024			
2000 85KW	07/78 → 05/85	SP-910	MD-024	FF-009		
2000 88KW	04/76 → 07/78	SP-910	MD-024			
2000i 90KW	04/78 → 05/80	SP-824	MD-9062	SP-2003		
	06/80 → 09/84	SP-910	MD-9062	SP-2003		
2000VX Executive, 99 KW	01/83 → 05/85	SP-806	MD-9062			
2000VX Volumex, 99 KW	01/83 → 05/85	SP-806	MD-9062			

Dedra (89-99)

1600i 55KW	04/92 → 07/99	SP-928	MD-9340	SP-2001		
1600i 66KW	07/94 → 07/99	SP-940	MD-9214	SP-2060		
	07/94 → 07/99	SP-940	MD-9214	SP-2060	MS-6013	
Comments: With A/C						
1600i, 57 KW	08/89 → 03/93	SP-928	MD-9626	SP-2001		
1800i 74KW	07/94 → 07/99	SP-927	MD-9214	SP-2105		
	07/94 → 07/99	SP-927	MD-9214	SP-2105	MS-6013	
Comments: With A/C						
1800i 77KW	07/94 → 07/99	SP-910	MD-9214	SP-2105		
	07/94 → 07/99	SP-910	MD-9214	SP-2105	MS-6013	
Comments: With A/C						
1800i 83/96KW	03/96 → 07/99	SP-940	MD-9214	SP-2060		
	03/96 → 07/99	SP-940	MD-9214	SP-2060	MS-6013	
Comments: With A/C						
1800i, 74 KW	08/89 → 06/94	SP-910	MD-9102	SP-2105		
1930TD, 66 KW	04/88 → 07/99	SP-907	MD-9102	SP-966		
2000i 83KW	09/89 → 07/99	SP-910	MD-9102	SP-2105		
2000i 102KW	07/94 → 07/99	SP-910	MD-9214	SP-2105		
	07/94 → 07/99	SP-910	MD-9214	SP-2105	MS-6013	
Comments: With A/C						
2000i Turbo/Integrale, 124 KW	11/89 → 07/99	SP-910	MD-9102	SP-2105		

Delta I (831) (79-99)

LANCIA

Delta I (831) (79-99)

1300, 47 KW	04/80 → 05/86	SP-928	MD-376	FF-009		
1300, 58 KW	06/86 → 08/93	SP-928	MD-9446	FF-009		
1500, 63 KW	04/80 → 05/86	SP-928	MD-376	FF-009		
	06/86 → 08/93	SP-928	MD-9446	FF-009		
1600 GT, 77 KW	01/82 → 04/86	SP-910	MD-9446			
1600 HF Turbo 96KW	01/84 → 05/86	SP-806	MD-9050	SP-2002		
1600i GT IE Kat, 77 KW	05/86 → 08/93	SP-824	MD-9446	SP-2024		
1600i GT IE, 80 KW	05/86 → 04/92	SP-824	MD-9446	SP-2002		
1600i HF Turbo 97-105 KW	06/86 → 08/93	SP-910	MD-9050	SP-2002		
1930TD, 59 KW	05/86 → 04/92	SP-907	MD-5008	SP-966		
2000i 16V Integrale HF Turbo, 155 KW	12/89 → 12/93	SP-927	MD-9050	SP-2080		
2000i 8V Integrale HF Turbo, 130 KW	11/86 → 04/92	SP-927	MD-9050	SP-2080		
2000i HF Turbo 4WD, 122 KW	11/86 → 08/88	SP-927	MD-9050	SP-2080		

Delta II (836) (93-99)

1400i, 51 KW	09/93 → 08/93	SP-928	MD-9626	SP-2001		
	09/93 → 08/93	SP-928	MD-9626	SP-2001	MS-6013	
Comments: With A/C						
1400i, 53 KW	09/93 → 07/98	SP-940	MD-9626	SP-2001		
	09/93 → 07/98	SP-940	MD-9626	SP-2001	MS-6013	
Comments: With A/C						
1600i, 66 KW	09/93 → 08/93	SP-928	MD-9340	SP-2001		
	09/93 → 08/93	SP-928	MD-9340	SP-2001	MS-6013	
Comments: With A/C						
1600i, 76 KW	09/93 → 02/96	SP-940	MD-9214	SP-2001		
	09/93 → 02/96	SP-940	MD-9214	SP-2001	MS-6013	
Comments: With A/C						
1600i, 78 KW	02/96 → 07/98	SP-940	MD-9214	SP-2060		
	02/96 → 07/98	SP-940	MD-9214	SP-2060	MS-6013	
Comments: With A/C						
1800i 83/96KW	03/96 → 08/99	SP-1076	MD-9214	SP-2060		
	03/96 →	SP-1076	MD-9214	SP-2060	MS-6013	
Comments: With A/C						
1800i, 96 KW	09/93 → 07/98	SP-910	MD-9214	SP-2002		
	09/93 → 07/98	SP-910	MD-9214	SP-2002	MS-6013	
Comments: With A/C						
1930 TDS, 66 KW	09/93 → 07/98	SP-907	MD-9102	SP-966		
	09/93 → 07/98	SP-907	MD-9102	SP-966	MS-6013	
Comments: With A/C						
2000i 16V Turbo, 137 KW	09/93 → 07/98	SP-910	MD-9214	SP-2002		
2000i 16V Turbo, 137 KW	09/93 → 07/98	SP-910	MD-9214	SP-2002	MS-6013	
Comments: With A/C						
2000i, 142 KW	09/93 → 07/98	SP-910	MD-9214	SP-2002		
	09/93 → 07/98	SP-910	MD-9214	SP-2002	MS-6013	

Delta III (844) (08-)

1400 Turbo T-Jet Multiair, 103KW	09/10 →	MD-537	MD-8424		MS-6241	
1400 Turbo T-Jet, 88 KW	07/08 →	MD-537	MD-8424		MS-6241	
1400 Turbo- T-Jet, 110KW	07/08 → 08/10	MD-537	MD-8424		MS-6241	
1600 16V Multijet MJTD, 77 KW	04/11 →	MD-637	MD-8424		MS-6241	
1600 16V Multijet MJTD, 85 KW	08/08 →	MD-637	MD-8424		MS-6241	
1600 16V Multijet MJTD, 88KW	07/08 →	MD-637	MD-8424		MS-6241	
1800 DI T-Jet, 147 KW	02/09 →	MD-637	MD-8424		MS-6241	
1900 D Twin Turbo Multijet, 140 KW	07/08 →	MD-637	MD-8424		MS-6241	
2000 16V Multijet MJTD, 121 KW	09/08 →	MD-637	MD-8424		MS-6241	

Fulvia (68-76)

1300/1600 S, 65 KW	09/68 → 09/76	SP-802				
--------------------	---------------	--------	--	--	--	--

Kappa (94-01)

2000i 16V Turbo, 151 KW	02/95 → 10/01	SP-910	MD-9064	SP-2022		
2000i 20V Turbo, 162 KW	06/98 → 10/01	SP-1077	MD-748	SP-2022		
2400 JTD, 100KW	04/99 → 10/01	SP-952	MD-748		MS-6140	
2400 TDs, 91KW	08/94 → 10/01	SP-953	MD-748	SP-966		

LANCIA

Kappa (94-01)

2400i 20V, 129 KW	08/94 → 10/01	SP-1077	MD-748	SP-2022		
3000i V6 24V, 150 KW	08/94 → 10/01	SP-928	MD-748	SP-2022		

Lybra (99-)

1600i 16V, 76 KW	09/99 →	SP-940	MD-7552			
1800i 16V, 96 KW	09/99 →	SP-1076	MD-7552			
1900 JTD, 77 KW	09/99 → 02/01	SP-1077	MD-7550			
1900 JTD, 81 KW	12/00 → 06/01	SP-1077	MD-7552	SP-1239		
1900 JTD, 85KW	04/01 → 12/02	SP-1039	MD-7552	SP-1239		
	04/01 →	SP-1039	MD-7552	SP-1342		
2000i 20V, 110 KW	01/01 →	SP-1076	MD-7552			
2000i 20V, 113 KW	09/99 → 12/00	SP-1077	MD-7550			
2400 JTD, 103 KW	12/00 → 06/02	SP-1077	MD-7552	SP-1239		
2400 JTD, 110 KW	01/03 →	SP-1039	MD-7552	SP-1342		
2400 JTD, 98 KW	09/99 → 12/00	SP-1077	MD-7552			
Comments: Up to motor no. 2138653						
2400 JTD, 99 KW	10/00 → 02/01	SP-1077	MD-7552	SP-1239		
2400 JTD, 98 KW	09/99 → 12/00	SP-1077	MD-7552			
Comments: From motor no. 2138654						

Monte Carlo (80-81)

2000, 88 KW	07/80 → 05/81	SP-910				
-------------	---------------	--------	--	--	--	--

Musa (04-)

1300 JTD, 51 KW	09/04 → 12/09	MD-537 MD-547	MD-8094	MD-577	MS-6245	
1300 JTD, 66 KW	09/04 → 12/09	MD-537 MD-547	MD-8094	MD-577	MS-6245	
1300 MJTD, 70 KW	01/10 →	MD-637	MD-8524		MS-6245	
1400 16V, 66 KW	09/04 →	SP-989	MD-8018		MS-6245	
1400 16V, 70 KW	09/04 →	SP-989	MD-8018		MS-6245	
1400 8V, 57 KW	04/06 →	SP-989	MD-8018		MS-6245	
1400 LPG, 57 KW	11/10 →	SP-1001	MD-8184		MS-6245	
1600 MJTD, 85 KW	07/08 →	MD-637	MD-5142		MS-6245	
1600 MJTD, 88 KW	06/08 → 12/09	MD-669	MD-5142		MS-6245	

Comments: for vehicles with start-stop system

	06/08 → 12/09	MD-637	MD-5142		MS-6245	
--	---------------	--------	---------	--	---------	--

Comments: for vehicles without start-stop system

1900 JTD, 74KW	09/04 → 05/08	SP-1039	MD-5142	MD-577	MS-6245	
----------------	---------------	---------	---------	--------	---------	--

Phedra (02-)

2000 16V, EW10J4, 100 KW	09/02 →	SP-943	MD-9088	MD-493	MS-6255	
2000 JTD, 88 KW	06/06 →	MD-525	MD-9088	MD-563	MS-6255	
2000 JTD, DW10 ATED4 , 80 KW	09/02 →	SP-943	MD-9088	MD-493	MS-6255	
2000 JTD, DW10 BTED4 , 100 KW	07/06 →	MD-525	MD-9088	MD-563	MS-6255	
2200 JTD MultiJet (DW12BTED4), 125 KW	10/07 →	MD-525	MD-8388		MS-6255	
2200 JTD, 120 KW	04/06 →	MD-525	MD-8388		MS-6255	
2200 JTD, DW12TED4, 94 KW	09/02 →	SP-943	MD-9088	MD-493	MS-6255	
3000 V6, ES9J4S, 150 KW	09/02 →	SP-943	MD-9088		MS-6255	

Prisma (82-92)

1300, 58 KW	01/83 → 02/92	SP-928	MD-9446	FF-009		
1500, 55 KW	09/85 → 02/92	SP-928	MD-376	FF-009		
1500, 59 KW	08/86 → 02/92	SP-928	MD-9446	FF-009		
1500, 63 KW	01/83 → 04/86	SP-928	MD-376	FF-009		
1600, 73 KW	06/86 → 02/92	SP-824	MD-9446	FF-009		
1600, 77 KW	01/83 → 05/86	SP-910	MD-9446	FF-009		
1600i Super, 66 KW	05/87 → 12/89	SP-824	MD-9446	SP-2002		
1600i, 80 KW	06/86 → 12/89	SP-824	MD-9446	SP-2002		
1930 D, 48 KW	04/84 → 04/86	SP-907	MD-5008	SP-966		
1930 TD, 59 KW	05/86 →	SP-907	MD-5008	SP-966		
2000ie 4WD, 85 KW	05/86 → 12/89	SP-910	MD-9050	SP-2002		

Stratos HF (72-74)

2500 V6	01/72 → 08/74	SP-802				
---------	---------------	--------	--	--	--	--

Thema (84-97)

LANCIA

Thema (84-97)

2000ie KAT, 85 KW	07/86 → 09/93	SP-910	MD-9064	SP-2022	MS-6014	
2000ie Turbo KAT, 110 KW	09/88 → 09/93	SP-910	MD-9064	SP-2080	MS-6014	
2000ie Turbo, 122 KW	07/86 → 09/93	SP-910	MD-9064	SP-2080	MS-6014	
2000ie, 83 KW	01/85 → 09/93	SP-910	MD-9064	SP-2080	MS-6014	
2500 TD BOSCH, 74 KW	01/85 → 09/93	SP-990	MD-9064	SP-966	MS-6014	
2500 TD CAV, 85 KW	01/85 → 09/93	SP-990	MD-9064	MD-195	MS-6014	
2850 V6, 108 KW	06/88 → 05/92	SP-910	MD-9064	SP-2002	MS-6014	
2850 V6, 110 KW	11/84 → 12/88	SP-888	MD-9064	SP-2002	MS-6014	
3000 V6, 126 KW	07/92 → 07/94	SP-927	MD-9006	SP-2022	MS-6014	
3200i 8.32 Ferrari, 158 KW	09/87 → 05/92	SP-856		SP-2007	MS-6014	

Thesis (02-)

2000 Turbo, 136 KW	09/02 →	SP-1039	MD-7552		MS-6252	
2400 20V JTD, 128 KW	08/03 →	SP-1077		SP-1342	MS-6252	
2400 20V JTD, 136 KW	04/06 →	SP-1077		SP-1342	MS-6252	
2400 JTD, 110 KW	09/02 → 09/03	SP-1077	MD-7552	SP-1239	MS-6252	
2400, 125 KW	09/02 →	SP-1076	MD-7552		MS-6252	
3000 V6, 158 KW	09/02 → 09/03	SP-1076	MD-7552		MS-6252	
3200 V6 24V, 169 KW	08/03 →	SP-1076			MS-6252	

Trevi (80-85)

1600, 74 KW	05/80 → 05/85	SP-824	MD-024	FF-009		
	06/80 → 05/85	SP-910	MD-024	FF-009		
2000 85KW	06/80 → 05/85	SP-910	MD-024	FF-009		
2000 VX Volumex, 99KW	01/83 → 12/85	SP-806	MD-9062	SP-2003		
2000ie, 103 KW	07/80 → 06/85	SP-824	MD-024	FF-009		

Voyager (11-)

2800 CRD, 120 KW	10/11 →					
3600 V6, VVT, 208 KW	10/11 →	MD-705				

Y (157) (96-03)

1200i, 40KW	03/97 → 12/00	SP-940	MD-9268	SP-2060	MS-6112	
Comments: With A/C						
1242i 16V, 62/63KW	03/97 → 08/98	SP-940	MD-9272	SP-2060	MS-6112	
	03/97 → 12/00	SP-940	MD-9272	SP-2060	MS-6112	
Comments: With A/C						
1242i 44KW	02/96 → 11/03	SP-940	MD-9268	SP-2060	MS-6112	
1370i 12V, 55/59KW	02/96 → 12/96	SP-940	MD-9270	SP-2060	MS-6112	
	02/96 → 09/97	SP-940	MD-9270	SP-2060	MS-6112	

Y 10 (85-)

1000 Fire Motor, 32/33 KW	01/85 → 01/96	SP-940	MD-9444	FF-009		
1050 Touring, 40 KW	01/85 → 01/96	SP-928	MD-9022			
1050 Turbo, 62 KW	01/85 → 01/96	SP-806	MD-9022			
1100 Fire/4WD, 37/41 KW	02/89 → 01/96	SP-940	MD-9444	FF-009		
1300 Fire, 53 KW	09/89 → 01/96	SP-928	MD-9104	SP-2080		
1300, 56 KW	11/87 → 01/96	SP-940	MD-9444	SP-2080		

Ypsilon (03-)

1200 16V, 59 KW	10/03 → 09/06	SP-1001	MD-8018		MS-6245	
1200, 44 KW	10/03 →	SP-1001	MD-8110		MS-6245	
			MD-8184			
Comments: Series EU5: MD-8184, Series EU4: MD-8110						
	12/03 →	SP-1076	MD-8110		MS-6245	
			MD-8184			
Comments: Series EU5: MD-8184, Series EU4: MD-8110						
1300 JTD, 51 KW	10/03 → 12/04	MD-537	MD-8094	MD-577	MS-6245	
	01/05 → 09/06	MD-547	MD-8094	MD-577	MS-6245	
1300 JTD, 55 KW	10/06 →	MD-547	MD-8594	MD-577	MS-6245	
		MD-537				
Comments: MD-547 UFI housing. MD-537 Purflux housing						
1300 JTD, 66 KW	10/06 →	MD-547	MD-8094	MD-577	MS-6245	
		MD-537				
Comments: MD-547 UFI housing. MD-537 Purflux housing						

LANCIA

Ypsilon (03-)

1300 JTD, 77 KW	05/07 →	MD-547 MD-537	MD-8094	MD-577	MS-6245	
Comments: MD-547 UFI housing. MD-537 Purflux housing						
1400 16V, 70 KW	10/03 →	SP-1001	MD-8184		MS-6245	
1400, 57 KW	10/06 →	SP-1001	MD-8184		MS-6345	

Ypsilon II (10-)

1200 BI-fuel, 49 KW	05/11 → 08/11	SP-1001	MD-8184		MS-6302	
1200, 51 KW	08/10 → 08/11	SP-1001	MD-8184		MS-6302	
1300 Multijet 16V, 70 KW	05/11 → 08/11	MD-637	MD-8594		MS-6302	
1400 LPG, 57 KW	11/10 →	SP-1001	MD-8184			
	05/11 → 08/11	SP-1001	MD-8184		MS-6302	
900 Twin Air Turbo, 63 KW	05/11 → 08/11		MD-8522		MS-6302	

Zeta (95-02)

2000 JTD, RHZ / RHW, 80 KW	09/99 → 09/02	SP-943	MD-9088	SP-1239	MS-6146	
2000i 16V, RFV, 97 KW	05/98 → 07/00	SP-943	MD-9088	SP-2061	MS-6146	
2000i Turbo, RGX, 108 KW	05/95 → 09/02	SP-943	MD-9088	SP-2003	MS-6146	
2100 TD, P8C, 80 KW	05/96 → 10/99	SP-943	MD-9088		MS-6146	

LANDROVER

109 (48-85)

2300 Diesel, 46 KW	09/63 → 12/86	MD-001		MD-093		
2300, 51 KW	09/63 → 12/86	MD-001		MD-093		

110 (83-90)

2500D	01/84 → 11/90	SP-866	MD-604K	MD-093		
2500TD	01/84 → 11/90	SP-866	MD-604K	MD-093		
3500 V8	01/83 → 07/90	SP-866	MD-678	MD-099		

111 (83-89)

3500 V8	01/83 → 01/89	SP-802	MD-678	MD-099		
---------	---------------	--------	--------	--------	--	--

88 (63-86)

2000	01/52 → 01/71	MD-021		MD-099		
2250	01/58 → 01/71	MD-021		MD-099		
2250D	01/71 → 01/79	MD-001B		MD-093		
2600	01/63 → 01/79	MD-021		MD-099		

Defender (90-)

2400 D, Ford TDCi, 90 KW	05/07 →	MD-525				
2500 D, 12J, 512 KW	10/94 → 09/95	SP-1089	MD-9396	SP-966		
2500 TD5, 90 KW	06/98 →	SP-927	MD-9540	SP-1091		
2500 TDi, 300TDi, 83 KW	12/94 → 12/98	SP-1089	MD-192	SP-966		
2500, 17H, 62 KW	01/90 → 09/95	SP-1089	MD-604K			
2500TDi, 200TDi, 62 KW	09/90 → 09/95	SP-1089	MD-604K	SP-966		
3500 V8, 100 KW	01/90 → 12/98	SP-866		MD-099		
	09/90 → 12/98	SP-866		MD-099		
3900 V8, 136 KW	11/98 →	SP-1089	MD-678	SP-2083		

Discovery I (89-94)

2000 16V MPI, 99 KW	09/93 → 06/94	SP-909	MD-9396	SP-2083		
2500 D	11/93 → 12/94	SP-1089	MD-9396	SP-966		
2500 D, 12L, 83 KW	09/89 → 06/94	SP-1089	MD-706	SP-966		
2500 TDi, 83 KW	10/89 → 06/94	SP-866	MD-706	SP-966		
3500i V8, 22D, 113 KW	09/89 → 06/94	SP-1089	MD-678	SP-2083		
3900i V8, 35D,36D, 134 KW	09/93 → 06/94	SP-838	MD-9396	SP-2083		

Discovery II (94-04)

2000i 16V, LJ,LT, 99 KW	06/94 → 12/04	SP-909	MD-9396	SP-2083		
2500 TD5 102KW	04/99 → 12/04	SP-927	MD-9540	SP-2120		
4000i V8, LJ,LT, 134-136 KW	06/94 → 12/04	SP-927	MD-9540	SP-2120		
4600i V8, LJ,LT, 160 KW	05/02 → 12/04	SP-927	MD-9540	SP-2120		

Discovery III (04-)

2700 TD, V6 (L319), 140 KW	10/04 →	MD-611	MD-8278	SP-1353	MS-6311	
4000, 160 KW	02/05 →	SP-1244	MD-8278		MS-6311	

LANDROVER

Discovery III (04-)

4400, V8 (L319), AJ34, 220 KW	10/04 →	SP-949	MD-8278		MS-6311	
5000 V8, 276 KW	09/09 →				MS-6311	

Discovery IV (09-)

2700 TD, V6 (L319), 140 KW	09/09 →	MD-611	MD-8278		MS-6311	
3000 SD, V6, 180 KW	09/09 →	MD-667	MD-8278		MS-6311	
3000 SD, V6, 188 KW	11/09 →	MD-667	MD-8278		MS-6311	
3000 TD, V6, 155KW	10/10 →	MD-667	MD-8278		MS-6311	
3000 TD, V6, 180 KW	09/09 →	MD-667	MD-8278		MS-6311	
3000 TD, V6, 200 KW	09/10 →	MD-667	MD-8278		MS-6311	
5000, V8, 276 KW	05/10 →				MS-6311	

Freelander I (97-)

1800i 16V, 86 KW	05/98 → 11/00	SP-909	MD-9430	SP-2167	MS-6333	
1800i 16V, 88 KW	11/00 →	SP-909	MD-9430		MS-6333	
2000 TD4 (BMW Engine), M47D20, 82 KW	11/00 → 04/02	MD-337B	MD-9504		MS-6333	
	05/02 →	MD-337B	MD-9504	SP-1317	MS-6333	
2000 TDi	01/97 → 12/00	SP-1083	MD-9430	SP-1091		
2500 V6, KV6, 130 KW	11/00 →	SP-909	MD-9540		MS-6333	

Freelander II (07-)

2000, 177 KW	10/11 →		MD-8612		MS-6388	
2200 SD4, 140 KW	10/10 →	MD-525	MD-8490		MS-6388	
2200 TD4 (L359), 112 KW	01/07 →	MD-525	MD-8490		MS-6388	
2200 TD4 (L359), 118 KW	01/07 →	MD-525	MD-8490		MS-6388	
2200 TD4, 110 KW	10/10 →	MD-525	MD-8490		MS-6388	
3200 (L359), S16 (B6324), 171 KW	01/07 →	MD-627	MD-8490		MS-6388	

Range Rover Evoque (11-)

2000, 177 KW	06/11 →		MD-8612			
2200, 110 KW	06/11 →		MD-8612			
2200, SD4, 140 KW	06/11 →		MD-8612			
2200, TD4, 110 KW	06/11 →		MD-8612			

Range Rover I (70-94)

2400D, VM81A, 78KW	04/86 → 12/89	SP-866	MD-304	SP-966		
2400TD 84KW	10/85 → 12/90	SP-866	MD-192	SP-966		
2500TDI 83KW	09/89 → 07/94	SP-1089	MD-9480	SP-966		
2500TDI 89KW	01/88 → 12/93	SP-1089	MD-192	SP-966		
2500TDI 89KW	09/89 → 12/93	SP-1089	MD-304	MD-195		
3500i VOGUE, 11D, 93 KW	10/88 → 09/90	SP-866		SP-2003		
3500i, 24D, 120 KW	10/85 → 09/89	SP-866		SP-2003		
3900i VOGUE, 35D, 137 KW	11/88 → 10/94	SP-838	MD-678	SP-2003		
4200i V8 VOGUE LSE, 40D, 149 KW	09/92 → 10/94	SP-838				
4200i V8, 40D, 149 KW	09/92 → 10/94	SP-838				

Range Rover II (94-02)

2500TD (LP), BMW, 100 KW	07/94 → 04/02	MD-279	MD-9540	SP-966	MS-6364	
2500TDI (LP), 14L, 83 KW	08/94 → 04/02	MD-279	MD-9540	SP-966	MS-6364	
3900i (LP), 140 KW	09/96 → 04/02	SP-838	MD-9540	SP-2083	MS-6364	
4000i (LP), 136 KW	06/98 → 04/02	SP-1089	MD-9540	SP-2083	MS-6364	
4000i (LP), 140 KW	09/96 → 04/02	SP-838	MD-9540	SP-2083	MS-6364	
4600i (LP), 160 KW	06/98 → 04/02	SP-838	MD-9540	SP-2083	MS-6364	
4600i (LP), 165 KW	06/98 → 03/02	SP-1089	MD-9540	SP-2003	MS-6364	

Range Rover III (02-)

3000 TD6 (LM/ L322), M57D30, 130 KW	03/02 → 12/06	MD-439	MD-9516	SP-1254	MS-6225	
3600 TD V8, 200 KW	10/06 →		MD-8100		MS-6225	
4200 V8 Supercharged (LM/L322), AJ34, 286 KW	05/05 → 11/06		MD-8100		MS-6225	
4200 V8 Supercharged (LM/L322), AJ34, 291 KW	10/06 → 10/09		MD-8100		MS-6225	
4400 TDV8, (LM/L322), 230 KW	09/10 →				MS-6225	
4400 V8 (LM/L322), M62B44, 210 KW	03/02 → 06/05	MD-347	MD-5268	SP-2155	MS-6225	
4400 V8, AJ34, 220 KW	05/05 → 11/06	MD-347	MD-8100	SP-2155	MS-6225	
4400i V8, AJ34, 225 KW	10/06 →	MD-347	MD-8100	SP-2155	MS-6225	
5000 V8 Supercharged, 375 KW	09/09 →	MD-347	MD-5268	SP-2155	MS-6225	

Range Rover Sport (05-)

LANDROVER

Range Rover Sport (05-)

2700 TD V6 (L320), 140 KW	06/05 →	MD-611	MD-8278	SP-1353	MS-6311	
Comments: Chassis no. to 6A999 999						
3000 STD V6, 188 KW	09/09 →	MD-667	MD-8278		MS-6311	
3000 TD V6 (L320), 150 KW	05/10 →	MD-667	MD-8278		MS-6311	
3000 TD V6 (L320), 180 KW	09/09 →	MD-667	MD-8278		MS-6311	
3600 TD V8 (L320), 200 KW	10/06 →		MD-8278		MS-6311	
4200 V8 Supercharged (I320), AJ34, 286 KW	05/05 →		MD-8278		MS-6311	
4400 V8, (IL320), AJ34, 220 KW	05/05 →		MD-8100		MS-6311	
5000 V8 Supercharged, (LM/L322), 276 KW	07/09 →				MS-6311	
5000 V8 Supercharged, L322, 375 KW	09/09 →				MS-6311	

LDV

Convoy 400 (VH C35) (93-06)

2400DI Turbodiesel TDE, Duratorq D4FA, 88 KW	01/02 → 10/04	MD-435	MD-9708	SP-1240		
	11/04 → 07/06	MD-435	MD-9708	SP-1346		
2400DI Turbodiesel, Duratorq, 55 KW	01/02 → 10/04	MD-435	MD-9708	SP-1240		
	11/04 → 07/06	MD-435	MD-9708	SP-1346		
2500 Diesel, Ford, 56 KW	04/98 → 05/05	SP-938	MD-9112	MD-367		
2500 Diesel, Peugeot, 53 KW	04/98 → 05/05	SP-943		MD-195		
2500 Turbodiesel, Ford, 74 KW	04/98 → 05/05	SP-938	MD-9112	MD-367		
2500 Turbodiesel, Peugeot, 71 KW	04/96 → 07/98	SP-1120		MD-195		
3500 Diesel, Andoria 4CT90-1/A7, 73 KW	07/93 → 05/05	SP-802		MD-093		
3500 Diesel, Andoria 4CT90-1/BEA07, 73 KW	09/98 → 05/05	SP-802		MD-093	MD-195	

Comments: MD-093: BOSCH injection system, MD-195: CAV/Delphi injection system.

3500 Petrol	04/98 → 05/05	SP-838		MD-099		
-------------	---------------	--------	--	--------	--	--

Cub (98-)

2300 Diesel, Nissan LD23, 55 KW	07/98 →	SP-1032	MD-9640	SP-971		
---------------------------------	---------	---------	---------	--------	--	--

Maxus (05-)

2500 CDi, VM R425, 70 KW	04/05 →	SP-978	MD-8604	SP-1342		
2500 CDi, VM R425, 88 KW	04/05 →	SP-978	MD-8604	SP-1342		
2500 CRD, 99 KW	02/06 →	SP-978	MD-8604	SP-1342		

Pilot (96-05)

1900 Diesel, Peugeot XUD9, 52 KW	03/96 → 05/05	SP-943	MD-304	MD-195		
----------------------------------	---------------	--------	--------	--------	--	--

LEXUS

Altezza

2000i Eng:1G-FE	10/98 → 05/00	SP-994	MD-8004			
	05/00 →	SP-994	MD-8004			

CT (11-)

200h, 2ZRFXE, 74 KW	03/11 →	MD-675	MD-8562		MS-6368	
200h, F-Sport, 2ZRFXE, 100 KW	03/12 →	MD-675	MD-8562		MS-6368	

ES (89-97)

2500 V6	01/90 →	SP-994	MD-9212	SP-2069		
3000, 138 KW	09/91 → 12/97	SP-994	MD-9212	SP-2079		
	09/91 → 08/94	SP-994	MD-9212	SP-2163		

GS (93-)

2500, 4GR-FSE, 154 KW	01/12 → 12/11					
3000 T3, 2JZ-GE, 163 KW	12/97 → 09/00	SP-994	MD-8068			
3000, 183 KW	04/05 → 12/11	MD-583	MD-8268		MS-6368	
3000, 2JZ-GE, 161 KW	10/00 →	SP-994	MD-8058			
3000i, 2JZ-GE, 156 KW	05/92 → 10/97	SP-994	MD-9656	SP-2079		
3500, 234 KW	03/12 →					
4000, 1UZ-FE, 216 KW	12/97 → 11/00	SP-994	MD-8546			
4300 V8, 3UZ-FE, 207 KW	11/00 → 04/05	SP-994				
	04/05 → 12/11	SP-994			MS-6368	
4500h (Hybrid) 2GR-FSE, 218KW	01/06 →	SP-994	MD-8268		MS-6368	
4500h (Hybrid) 2GR-FSE, 254 KW	01/12 →				MS-6368	
4600, 1UR-FE, 255 KW	05/08 → 12/11				MS-6368	

LEXUS

GX (02-)						
460, 1UR-FE, 221 KW	01/09 →					MS-6368
470, 2UZ-FE, 175 KW	01/02 → 12/09					MS-6368
470, 2UZ-FE, 199 KW	01/05 → 12/09					MS-6368
IS I (99-)						
2000i 114KW	03/99 →	SP-994	MD-8004			MS-6235
2000i Compressor 137 KW	07/00 → 08/05	SP-994	MD-8004			
2200 Diesel, 130 KW	09/05 →	MD-583	MD-8198	MD-593 SP-1080		MS-6368
2500, 4GR-FSE, 153KW	09/05 →	MD-583	MD-8312			MS-6368
3000i, 2JZ-GE, 157 KW	07/00 → 08/05	SP-994	MD-8058			MS-6235
IS II (05-)						
2000 Diesel, 2ADFTV/2ADFHV, 110KW	07/10 →		MD-8270			MS-6368
F, V8, 2UR-GSE, 311 KW	05/08 →		MD-8076			MS-6368
LFA (11-)						
4800 V10, 1LRGUE, 412 KW	05/11 →					MS-6368
LS I (89-)						
4000i 1UZ-FE, 194 KW	12/94 → 08/97	SP-994	MD-9552	SP-2079		
4000i 32V, 1UZ-FE, 209 KW	09/97 →	SP-994		SP-2079		
4000i F11, 1UZ-FE, 203 KW	09/98 →	SP-994	MD-9552	SP-2079		
4000i, 1UZ-FE, 180 KW	11/89 → 01/94	SP-994	MD-9552	SP-2079		
430 V8, 3UZ-FE, 207 KW	12/00 →	SP-994	MD-8546			
LS II (06-)						
4600, 1UR-FSE, 255 KW	05/08 →					MS-6368
4600, 1UR-FSE, 270 KW	04/06 →					MS-6368
4600, 1UR-FSE, 280 KW	04/06 →					MS-6368
6000h (Hybrid), 2UR-FSE, 324 KW	06/07 →		MD-8076			MS-6368
LX (98-)						
4700i V8, 2UZ-FE, 172 KW	01/98 → 12/07					
4700i V8, 2UZ-FE, 197 KW	02/98 → 12/02					
4700i V8, 2UZ-FE, 202 KW	01/02 → 12/07					
5700i V8, 3UR-FE, 270 KW	01/07 →					MS-6368
5700i V8, 3UR-FE, 282 KW	01/07 →					MS-6368
RX (00-)						
3000i V6, 1MZ-FE, 150 KW	05/03 → 04/03	SP-994	MD-8058			
3000i V6, 1MZ-FE, VVTi, 148 KW	10/00 → 04/03	SP-994	MD-9936			MS-6235
3500, 2GR-FE, 204 KW	02/06 →	MD-643	MD-8364			MS-6235
3500, 2GR-FXE, 184 KW	04/09 →					MS-6368
4000 Hybrid, 3MZ-FE, 155 KW	09/05 →	SP-994	MD-8360	FF-039		MS-6235
4500 Hybrid, 2GR-FXE, 183 KW	04/09 →					MS-6368
SC (01-)						
430 V8, 3UZ-FE, 224 Kw	01/01 →	SP-944	MD-8546			

LOTUS

2 Eleven (07-)						
1800, 142 KW	04/07 →					
Elan						
	01/72 →	MD-015	MD-008			
	02/64 → 01/71	MD-015	MD-014			
Elan MK2						
1600i 16V 97KW	11/89 →	SP-911		SP-2083		
1600i Turbo 123KW	11/89 →	SP-911		SP-2083		
Elise (96-03)						
1800i (340 R), 132 KW	03/00 →	SP-909		SP-2167		
1800i 107KW	04/99 → 12/00	SP-909		SP-2167		
1800i 130KW	11/99 → 12/00	SP-909		SP-2167		
1800i 16V, (MKII) Rover K-series, 90 KW	11/00 → 12/03	SP-909				
1800i 16V, Rover K-series 1,8 VVC, 116 KW	06/02 → 12/03	SP-909		SP-2167		
1800i, 88KW	03/96 → 12/00	SP-909		SP-2167		

LOTUS

Europa

1600 Ford-Motor	01/67 → 10/75	SP-942	MD-076			
	01/67 → 10/75	SP-942	MD-076			
1600 Renault-Motor	01/67 → 10/75	SP-806	MD-076			
	01/67 → 10/75	SP-806	MD-076			

Europa S (06-)

2000 Turbo SE, Z20LE, 165 KW	07/07 → 10/75	SP-1275	MD-9744			
2000 Turbo, Z20LE, 147 KW	07/06 →	SP-1275	MD-9744			

Evora (06-)

3500 V6, 2GR-FE, 206 KW	05/09 → 10/75					
3500 V6S, 2GR-FE, 257 KW	11/10 → 10/75		MD-8294			

Exige (01-)

1800i 131/143KW	09/00 →	SP-909		SP-2167		
1800i 16V, 163 KW	04/06 →	SP-1227				
1800i 265E, 197 KW	08/06 →					
1800i Cup 260, 191 KW	04/06 →					
1800i GT-3, 202 KW	08/06 →					

Omega

3600i 24V TwinTurbo	10/89 → 10/94		MD-9092	SP-2024		
---------------------	---------------	--	---------	---------	--	--

MAZDA

121 DA/DB

1100 (DA)	11/86 → 10/89	SP-934	MD-9850	FF-005		
1100i (DB)	11/89 → 02/96	SP-1002	MD-9850	SP-2027		
1300 (DA)	11/86 → 10/89	SP-934	MD-9850	FF-005		
1300i (DB)	11/89 → 02/96	SP-1002	MD-9850	SP-2027		
1400 (DA)	11/86 → 10/89	SP-1002	MD-9850	FF-005		
1400i (DB)	11/89 → 02/96	SP-1002	MD-9850	SP-2027		

121 JA/JB

1250i 44KW	03/96 →	SP-1072	MD-9966	SP-2111	MS-6006 MS-6006C	
1250i 55KW	03/96 →	SP-1073	MD-9966	SP-2111	MS-6006 MS-6006C	
1300i 37KW	02/98 →	SP-1072	MD-9966	SP-2111	MS-6006 MS-6006C	
	03/96 → 01/98	SP-1072	MD-9966	SP-2111	MS-6006 MS-6006C	
1800D	03/96 →	SP-949	MD-9966	SP-983	MS-6006 MS-6006C	
1800D CAV	03/96 →	SP-949	MD-9966	MD-093	MS-6006 MS-6006C	

2 (03-07)

1250 55KW	03/03 →	SP-1073	MD-8020	SP-2143	MS-6279	
1400 59KW	02/03 →	SP-1073	MD-8020	SP-2143	MS-6279	
1400 CD, F6JA, 50 KW	05/03 →	MD-509	MD-9756 MD-8486	FF-058	MS-6279	

Comments: For Dusty environments use MD-9756

1600 74KW	03/03 →	SP-1073	MD-8020	SP-2143	MS-6279	
-----------	---------	---------	---------	---------	---------	--

2 (07-)

1300, 55KW	10/07 →	SP-1002	MD-8062		MS-6383	
1300, 63KW	10/07 →	SP-1002	MD-8062		MS-6383	
1400 CD, 50KW	01/08 →	MD-509	MD-9756 MD-8486	FF-058	MS-6383	

Comments: For Dusty environments use MD-9756

1500, 76KW	10/07 →	SP-1002	MD-8062		MS-6383	
1600 CD, 66KW	01/08 →	MD-509	MD-9756 MD-8486	SP-1360	MS-6383	

Comments: For Dusty environments use MD-9756

1600 MZ-CD, 70 KW	11/10 →	MD-509	MD-8446		MS-6383	
-------------------	---------	--------	---------	--	---------	--

3 (03-)

MAZDA

3 (03-)

1400 59 KW	01/04 →	SP-1002	MD-8062	SP-2161	MS-6314	
1400i 16V, Eng: MZR, 62KW	10/04 →	SP-1002	MD-8062	SP-2161	MS-6314	
1600 CDiesel, TD, 80 KW	06/04 →	MD-509	MD-8158	FF-064 SP-1360	MS-6314	

Comments: From Chassis no 350.909 onwards use SP-1360

1600i, 77kw	10/03 →	SP-1002	MD-8062	SP-2161	MS-6314	
2000 CD, 105 KW	04/07 →	SP-934	MD-8242	SP-969	MS-6314	
2000i, 110 KW	10/03 →	SP-1296	MD-8242	SP-2161	MS-6314	
2300 DISI Turbo MPS, 191 KW	01/07 →	MD-431	MD-8242	SP-2161	MS-6314	

3 (09-)

1600 CD 80 KW	06/09 →	MD-509	MD-8158	SP-1360	MS-6413	
1600 MZ-CD 85 KW	11/10 →	MD-509	MD-5294		MS-6413	
1600i, 77 KW	06/09 →	SP-1002	MD-8062		MS-6413	
2000 MZR DISI, 111 KW	06/09 →	SP-1296	MD-8242		MS-6413	
2000 MZR, 110 KW	06/09 →	SP-1296	MD-8242		MS-6413	
2200 CD, 110 KW	06/09 →	SP-934	MD-8242	SP-969	MS-6413	
2200 CD, 136 KW	06/09 →	SP-934	MD-8242	SP-969	MS-6413	
2300 DISI Turbo MPS, 191 KW	11/09 →	SP-1296	MD-8242		MS-6413	

323 BA

1300i 54KW	10/96 → 10/97	SP-1002	MD-9996	SP-2093		
1400i 54KW	08/93 → 10/96	SP-1002	MD-9964	SP-2027		
	11/96 → 10/97	SP-1002	MD-9966	SP-2093		
1500i 65/66KW	02/97 → 10/97	SP-1002	MD-9964	SP-2093		
1500i 65KW	08/93 → 01/97	SP-1002	MD-9964	SP-2027		
1700TD 60KW	01/95 → 10/97	SP-819	MD-9968	SP-970		
1900i 84KW	08/93 → 01/97	SP-1002	MD-9964	SP-2027		
	02/97 → 10/97	SP-1002	MD-9964	SP-2093		
2000D 52KW	10/96 → 10/97	SP-819	MD-9968	SP-970		
2000D 52KW Bypass	10/96 → 10/97	SP-925				
2000i 106KW V6-24V	08/93 → 10/97	SP-1002	MD-9132	SP-2047 SP-2137		
2000TD 66KW	05/96 → 10/97	SP-959	MD-9968	SP-970		

323 BD








1100	08/80 → 06/80	SP-934	MD-154	FF-012		
	06/80 → 05/84	SP-934	MD-154	FF-005		
1300	08/80 → 01/80	SP-934	MD-154	FF-012		
	02/80 → 05/84	SP-934	MD-154	FF-005		
1500 55KW	08/80 → 01/80	SP-934	MD-154	FF-012		
	02/80 → 05/84	SP-934	MD-154	FF-005		
1500 62KW	08/80 → 01/80	SP-934	MD-9804	FF-012		
	02/80 → 05/84	SP-934	MD-9804	FF-005		

323 BF

1100 40KW	06/84 → 11/86	SP-934	MD-154	FF-005		
	11/86 → 05/88	SP-1002	MD-544	FF-023		
1300 44KW	06/84 → 03/86	SP-934	MD-154	FF-005		
	04/86 → 05/88	SP-1002	MD-544	FF-005		
1500 54/55KW	04/86 → 05/88	SP-1002	MD-544	FF-005		
	06/84 → 03/86	SP-934	MD-154	FF-005		
1600i 63/77KW	05/84 → 05/88	SP-1002	MD-9130	SP-2028		
1600iTurbo 103KW	06/86 → 05/88	SP-1002	MD-9130	SP-2028		
1700D BF/BW	05/84 → 05/88	SP-819	MD-9138	SP-970		
1700D BF/BW Bypassfilter	05/84 → 05/88	SP-925				








323 BG








1300 49KW	06/88 → 04/90	SP-1002	MD-9892	FF-023		
1300i 49/55KW	06/88 → 07/94	SP-1002	MD-9894	SP-2027		
1400i	06/88 → 07/94	SP-1002	MD-9894	SP-2027		
1500i 65-66KW	09/89 → 08/93	SP-1002	MD-9964	SP-2093		
1600i 65KW	06/88 →	SP-1002	MD-9894	SP-2027		
1700D 40-43KW	06/88 → 07/94	SP-1009	MD-9138	SP-970		

		 OIL	 AIR	 FUEL	 CABIN	 OTHER
MAZDA						
323 BG						
1900i 76/94KW	06/88 → 07/94	SP-1002	MD-9894	SP-2027		
1900i Turbo 120KW	01/91 → 07/96	SP-1002	MD-9894	SP-2093		
1900i Turbo 136KW	10/92 → 07/94	SP-1002	MD-9894	SP-2027		
2000i 106-108KW	09/89 → 08/93	SP-1002	MD-9966	SP-2094		
323 BH						
1700TD BH	09/93 → 08/97	SP-819	MD-9968	SP-970		
323 BJ						
1300i, 16V, 55KW	01/98 →	SP-1002	MD-9996	FF-023		
1400 B3-ME, 53KW	01/01 →	SP-1002	MD-9996	FF-046		
1400i 54KW	09/98 → 02/01	SP-1002	MD-9996	FF-048	MS-6233	
1500i 65KW	09/98 → 02/01	SP-1002	MD-9964	FF-013	MS-6233	
1600 72KW	11/01 →	SP-1002	MD-9964			
1900i 84KW	09/98 → 02/01	SP-1002	MD-9964		MS-6233	
2000 16V 96KW	11/00 → 01/00	SP-1002	MD-9964	FF-046		
2000 Diesel 52KW	09/98 → 02/01	SP-819		SP-1080	MS-6233	
2000 TDiesel 66KW	09/98 → 02/01	SP-959	MD-9968	SP-1080	MS-6233	
323 BW						
1500	04/86 → 05/88	SP-1002	MD-544	FF-005		
	06/84 → 03/86	SP-934	MD-154	FF-005		
1600i	06/88 →	SP-1002	MD-9894	SP-2027		
1700D	05/84 → 05/88	SP-819	MD-9138	SP-970		
1700D 42/43KW	06/88 → 07/94	SP-1009	MD-9138	SP-970		
1700D Bypassfilter	05/84 → 05/88	SP-925				
323 FA						
1000 FA	11/76 → 07/80	SP-934	MD-100	FF-012		
1300 FA	11/76 → 07/80	SP-934	MD-100	FF-012		
1400 FA	04/78 → 12/81	SP-934	MD-100	FF-012		
5 (05-10)						
1800, 85 KW	03/05 →	SP-1073	MD-8242		MS-6314	
2000 CD, 105 KW	06/05 →	SP-934	MD-8242	SP-969	MS-6314	
2000 CD, 81 KW	12/05 → 09/10	SP-934	MD-8242	SP-969	MS-6314	
2000, 107 KW	06/05 →	SP-1296	MD-8242		MS-6314	
5 (10-)						
1600 CD, 85 KW	09/10 →	MD-509	MD-5294		MS-6314	
2000 MZR, 110 KW	09/10 →	SP-1296	MD-8580		MS-6314	
2000, 106 KW	09/10 →	SP-1296			MS-6314	
6 (02-)						
1800i GG/GY ,L813, 88 KW	06/02 →	SP-1296	MD-9766		MS-6279	
Comments: From chassis No. 176451						
	06/02 →	MD-431	MD-9766		MS-6279	
Comments: Chassis No. to 176450						
2000 CD, 100 KW	06/02 →	SP-937	MD-9766	SP-1080	MS-6279	
2000 CD, RF5C, 89 KW	06/02 →	SP-934	MD-9766	SP-1080	MS-6279	
2000 CD, RF7J, 105 KW	09/05 →	SP-934	MD-9766	SP-969	MS-6279	
2000 LF17, LF18, 104 KW	06/02 → 06/05	MD-431	MD-9766		MS-6279	
Comments: Chassis no. to 195595						
	06/02 → 06/05	SP-1296	MD-9766		MS-6279	
Comments: From chassis no. 195596						
2000i GG/GY, 108 KW	06/05 →	SP-1296	MD-9766		MS-6279	
	06/02 → 05/05	SP-1296	MD-9766		MS-6279	
2300, 122 KW	06/02 →	MD-431	MD-9766		MS-6279	
2300, AWD L3C, 119 KW	11/02 →	MD-431	MD-9766		MS-6279	
2300, DISI Turbo MPS, 191 KW	01/06 →	MD-431			MS-6279	
6 (08-)						
1800, L8, 88 KW	02/08 →	SP-1296	MD-9766		MS-6279	
2000 CD, 103 KW	02/08 → 12/08	SP-934	MD-9766	SP-969	MS-6279	
2000 MZR, 114 KW	03/12 →	SP-1296	MD-9766		MS-6279	
2000, LF, 108 KW	02/08 →	SP-1296	MD-9766		MS-6279	
2200 CD, 120 KW	01/09 →	SP-934	MD-9766	SP-969	MS-6279	
2200 CD, 132 KW	03/10 →	SP-934	MD-9766	SP-969	MS-6279	

MAZDA

6 (08-)						
2200 CD, 136 KW	01/09 →	SP-934	MD-9766	SP-969	MS-6279	
2200 CD, 92 KW	01/09 →	SP-934	MD-9766	SP-969	MS-6279	
2200 CD, 95 KW	03/10 →	SP-934	MD-9766	SP-969	MS-6279	
2500 LS, 125 KW	02/08 →	MD-431	MD-9766		MS-6279	
626 I (CB)						
1600, 55KW	10/77 → 11/81	SP-937	MD-204	FF-012		
2000, 66KW	10/77 → 11/81	SP-937	MD-204	FF-012		
626 II (GC)						
1600 GC	11/81 → 07/86	SP-959	MD-204	FF-005		
1800 GC 74KW	11/81 → 07/84	SP-959	MD-204	FF-005		
2000 GC	11/81 → 07/84	SP-937	MD-204	FF-005		
	08/85 → 08/86	SP-959	MD-204	FF-005		
2000D GC	11/82 → 04/88	SP-819	MD-9808	SP-899		
2000D GC Bypassfilter	11/82 → 04/88	SP-925	MD-9808	SP-899		
2000i GC	08/85 → 08/86	SP-959	MD-9128	SP-2042		
626 III (GD/GV)						
1600 GD	08/86 → 07/90	SP-1001	MD-204			
1800 GD/GV	08/86 → 07/90	SP-1001	MD-204	FF-005		
1800i GD	08/86 → 07/90	SP-1001	MD-9132			
2000 GD	08/86 → 07/90	SP-959	MD-204	FF-005		
2000D GD/GV	05/88 → 01/92	SP-1009	MD-9852	SP-970		
2000i GD/GV	08/86 → 07/90	SP-1001	MD-9132	SP-2015		
2200i GD/GV	05/88 → 02/98	SP-959	MD-9132	SP-2015		
626 IV (GE)						
1800i GE	08/90 → 04/96	SP-1001	MD-9244R	SP-2029		
2000i GE	08/90 → 04/96	SP-1001	MD-9244R	SP-2029		
2000TD GE Comprex	01/92 → 04/96	SP-1009	MD-9852	SP-970		
2500i GE Xerxes V6	08/90 → 04/96	SP-989	MD-9244R	SP-2029		
626 V (GF/GW)						
2000D GF/GW 74KW	04/98 →	SP-959		SP-1080	MS-6233	
2000D GF/GW 84KW	10/98 →	SP-819		SP-1080	MS-6233	
2000TDi (GF,GW), RF, 66 KW	09/99 → 09/02		MD-9766	SP-1080		
2000TDi (GF,GW), RF, 81 KW	10/00 → 09/02		MD-9766			
2000TDi (GF,GW),RF, 74 KW	04/98 → 11/00		MD-9766	SP-1080		
818						
1300	01/74 → 12/79	SP-937	MD-100	FF-012		
1600	01/74 → 12/79	SP-937	MD-204	FF-012		
929						
1800 HB	11/81 → 07/82	SP-937	MD-9128	FF-005		
1800 LA3	01/74 → 05/79	SP-937	MD-204	FF-012		
2000 HB/HV 66KW	01/82 → 07/82	SP-937	MD-9128	FF-005		
2000 HB/HV 75KW	07/82 → 02/86	SP-959	MD-204	FF-005		
2000 LA4	09/77 → 01/82	SP-937	MD-204	FF-012		
2000i HB 88KW	07/82 → 02/86	SP-959		SP-2043		
2000i HC	01/87 → 12/89	SP-959	MD-9128	SP-2044		
2200 HC 85KW	01/87 → 12/89	SP-959	MD-204	FF-005		
2200i HC 100KW	01/87 → 12/89	SP-959	MD-9128	SP-2044		
3000i HC 140KW	01/87 → 07/92	SP-959	MD-9338	SP-2044		
Artis (98-)						
1600 B6, 80 KW	04/98 →	SP-1002	MD-9964	SP-2027		
1800 BP, 90 KW	04/98 →	SP-1002	MD-9964	SP-2027		
AZ Offroad						
1300,Mod:JH23W,Eng:K6A,4WD	10/98 → 10/99	SP-1008	MD-9612			
B-Series						
2500D (UF), 57KW	03/98 → 01/00	SP-920	MD-9590	SP-969		
2500D (UN), 62KW	12/02 → 01/00	SP-993	MD-9590	SP-969		
BT-50 (07-)						
2500 MZR-CD, 105 KW	01/07 →					

		 OIL	 AIR	 FUEL	 CABIN	 OTHER
MAZDA						
BT-50 (07-)						
3000 MZR-CD, 115 KW	01/07 →					
Carol						
660 4WD,Eng:F6A,Mod:AA6RA	02/90 → 10/95	SP-1008	MD-8048			
660 4WD,Eng:F6A,Mod:AC6R	10/95 → 09/98	SP-1008	MD-8048			
660,Eng:F6A,Mod:AC6P	10/95 → 09/98	SP-1008	MD-8048			
CX-5 (07-)						
2200 Skyactiv-D, 110 KW	04/12 →					
2200 Skyactiv-D, 129 KW	04/12 →					
CX-7 (07-)						
2200 MZR-CD, 127 KW	10/09 →	SP-934	MD-8580	SP-969	MS-6279	
2300 DISI T, 191 KW	01/07 →	MD-431			MS-6279	
CX-9 (07-)						
3500, 193 KW	01/07 →					
3700, 204 KW	01/07 →					
Demio (98-)						
1300 (DY) 46 KW	08/04 →	SP-1002	MD-8062	SP-2143		
1300i (DW) 46KW	01/98 →	SP-1002	MD-9484	SP-2116	MS-6340	
1300i (DW) 53KW	01/98 →	SP-1002	MD-9484	SP-2116	MS-6340	
1500 (DY), 55 KW	03/04 →	SP-1002	MD-8062	SP-2116	MS-6340	
1500i (DW) 55KW	05/00 →	SP-1002	MD-9484	SP-2116	MS-6297C	
E-Series						
E1600 BA2	01/79 → 01/84	SP-873		FF-012		
E2000 SA/SB	01/84 → 01/88	SP-873	MD-9128	FF-005		
E2000 SR	01/88 → 05/94	SP-959	MD-9128	FF-005		
	06/94 →	SP-1001	MD-9128	FF-005		
E2200D SA/SB	01/84 → 01/88	SP-819	MD-594	SP-899		
E2200D SA/SB Bypassfilter	01/84 → 01/88	SP-925				
E2200D SD Pickup	01/84 → 01/88	SP-819	MD-526K	SP-899		
E2200D SD Pickup Bypassfilter	01/84 → 01/88	SP-925				
E2200D SR	01/88 →	SP-819	MD-594	SP-899		
E2200D SR Bypassfilter	01/88 →	SP-925				
E2500	08/99 →	SP-997	MD-526K	SP-969		
E2500 SV22	07/96 → 06/99	SP-997	MD-526K	SP-969		
E2500 SV27	03/96 → 06/99	SP-997	MD-526K	SP-969		
E2500D EXR	03/77 →	SP-872		SP-902		
E3000D TAB	03/77 →	SP-872		SP-902		
Econovan						
1400 48KW	05/84 →	SP-1002	MD-9128			
2000D	01/86 →	SP-819	MD-594	SP-970		
2000D Bypass	01/86 →	SP-925				
Familia						
1000 GA3	01/73 → 05/77	SP-934	MD-100	FF-012		
1300 FA3	01/75 → 05/77	SP-934	MD-100	FF-012		
Lantis						
1800	06/93 → 08/97	SP-1002	MD-9964			
2000 EGI	07/93 → 08/97	SP-989	MD-9966	SP-2094		
MPV						
2000 CD, RF5C, 100 KW	07/02 →	SP-934	MD-9766	SP-1080	MS-6298	
2000i (LW), 88 KW	08/00 → 08/02	SP-1079	MD-9766		MS-6298	
2000i 89KW	10/98 →	SP-1002			MS-6298	
2500 V6, 125 KW	09/99 →	SP-1084	MD-9766			
2500TD	05/96 → 12/98	SP-997	MD-764	SP-970		
3000 V6, 147 KW	03/02 →	SP-1084	MD-9766			
3000 V6, JE, 109 KW	05/96 → 09/99	SP-1001				
3000 V6, JE, 113 KW	03/95 → 09/99	SP-1001				
3000i 18V JEE	08/93 → 09/98	SP-989	MD-9338			
MX3						
1600i EC 66KW	05/90 → 01/94	SP-1002	MD-9990	SP-2027		

		 OIL	 AIR	 FUEL	 CABIN	 OTHER
MAZDA						
MX3						
1600i EC 81KW	01/94 →	SP-1002	MD-9990	SP-2027		
1900i EC 98KW	05/90 → 01/94	SP-989	MD-9990	SP-2047 SP-2137		
1900i EC V6 95KW	01/94 →	SP-989	MD-9990	SP-2047 SP-2137		
MX5 (NA)						
1600i 66KW	01/94 → 02/98	SP-989	MD-9894	SP-2085		
1600i 85KW	04/90 → 12/93	SP-1002	MD-9894	SP-2085		
1800i 96KW	01/92 → 02/98	SP-1002	MD-9894	SP-2085		
MX5 (NB)						
1600i, B6 81KW	03/98 →	SP-1002	MD-9244R	SP-2162		
1840i, BP-ZE 16V, 103 KW	03/98 →	SP-1002	MD-9244R	SP-2162		
1900i, BP 16V, 102 KW	11/00 → 11/05	SP-1002	MD-9244R	SP-2162		
1900i, BP 16V, 107 KW	11/00 → 11/05	SP-1002	MD-9244R	SP-2162		
MX5 (NC)						
1800i, 93 KW	01/06 →	SP-1296	MD-8250			
2000 i, 118 KW	11/05 →	SP-1296	MD-8250			
MX6						
2000i GE 85KW	07/90 →	SP-1001	MD-9244R	SP-2029		
2500i GE 120/122KW	07/90 →	SP-937	MD-9244R	SP-2029		
Pickup						
B1600 PE	01/74 → 09/81	SP-873	MD-204	FF-012		
	10/81 → 01/89	SP-937	MD-204	FF-005		
B1800 PE	01/77 → 09/81	SP-873	MD-204	FF-012		
	10/81 → 01/85	SP-937	MD-204	FF-005		
B2000 UF	01/85 → 01/89	SP-937	MD-204	FF-005		
B2200D PE	01/77 → 01/85	SP-913	MD-308	SP-970		
B2200D PE Bypassfilter	01/77 → 01/85	SP-925				
B2200D PE some/teilweise	01/77 → 01/85		MD-412			
B2200D UF 47KW	01/85 →	SP-819	MD-526	SP-899		
B2200D UF 47KW Bypassfilter	01/85 →	SP-925				
B2500 Mod.UH07/UH08 Eng:DE25 4WD,	01/96 →	SP-997	MD-736	SP-899		
B2500 Mod.UL82 4WD	05/00 →	SP-993	MD-9590	SP-969		
	05/00 →	SP-920		SP-969		
B2500 Mod.UM16	01/01 →	SP-920		SP-969		
B2500 Mod:UL80	05/00 →	SP-993	MD-9590	SP-969		
B2500 UG97 Eng:DE25,4WD	03/97 →	SP-997	MD-736	SP-899		
B2500D Eng:DE, Mod.UG63WL	11/96 →	SP-997	MD-736	SP-899		
B2500TD WL	11/96 →	SP-997	MD-764	SP-899		
B2600 UF	01/85 →	SP-1001	MD-9338	FF-005		
E2200D SD	01/84 → 01/88	SP-819	MD-526K	SP-899		
E2500 SV22	07/96 → 06/99	SP-997	MD-526K	SP-969		
E2500 SV27	03/96 → 06/99	SP-997	MD-526K	SP-969		
Premacy (99-05)						
1900i, CP, 74/84 KW	07/98 →	SP-1002	MD-9964	FF-046	MS-6233	
2000 TD, 66 KW	07/98 →	SP-819		SP-1080	MS-6233	
	07/00 →	SP-819		SP-1080		
2000 TD, RF4F, 74 KW	07/00 → 06/05	SP-934	MD-9968	SP-1080	MS-6233	
2000, FS7E, FS7G, 96 KW	11/01 → 06/05	SP-1002	MD-9964	FF-046	MS-6233	
RX7						
1200 Wankel SA22	01/78 → 12/81	SP-934		FF-012		
1300 Wankel ED/FD	01/91 →	SP-1002	MD-9426			
1300 Wankel FC	01/86 → 06/92	SP-937	MD-9426	SP-2027		
1300 Wankel FD13	02/92 → 09/96	SP-1002	MD-9426			
1300 Wankel SA	01/83 → 06/86	SP-937		FF-005		
RX8 (03-10)						
1300, Eng: Renesis B3, 141KW	11/03 → 12/10	SP-1079	MD-8088		MS-6298	
1300, Eng: Renesis B3, 170KW	11/03 → 12/10	SP-1079	MD-8088		MS-6298	

MAZDA

Tribute (00-)

2000 16V, 91 Kw	08/00 → 07/04	SP-978	MD-9602		MS-6427	
2300i, 110 Kw	05/04 →	SP-1296	MD-9602		MS-6427	
3000 V6 24V, 145 KW	08/00 → 07/04	SP-1084	MD-9602		MS-6427	
3000i, 149 KW	05/04 →	SP-1084	MD-9602		MS-6427	

Trucks

T2500D	05/88 →	SP-872		SP-854		
T2700D	→ 01/84	SP-872	MD-272K	SP-899		
T3000D	01/85 → 05/88	SP-823	MD-272K			
	05/88 →	SP-872				
T3000D WE	→ 01/84	SP-872	MD-272K	SP-899		
T3000TD	07/90 → 04/92	SP-872	MD-702	SP-854		
T3700D	→ 01/84	SP-872	MD-272K	SP-899		

Xedos 6

1600i CA	05/92 →	SP-989		SP-2029		
2000 V6 KF1 103KW	06/94 →	SP-989	MD-9244	SP-2029		
2000i CA	05/92 →	SP-989	MD-9982	SP-2029		

Xedos 9

2000i V6	07/92 →	SP-989	MD-9942	SP-2092	MS-6342	
2300i V6 Turbo	08/93 →	SP-989	MD-9938	SP-2092	MS-6342	
2500i V6	07/92 → 03/00	SP-989	MD-9942	SP-2092	MS-6342	

MERCEDES-BENZ (DC)

A-Class W168 (97-04)

140, M166, 60 KW	07/97 → 08/04	MD-351	MD-5154	SP-2122	MS-6173	
160 CDI, OM668, 55 KW	02/01 → 08/04	MD-445	MD-5224	SP-1116 SP-1309	MS-6173	
160 CDI, OM668.941, 44 KW	02/99 → 03/01	MD-445	MD-5224	SP-1116 SP-1309	MS-6173	
160, M166, 75 KW	07/97 → 08/04	MD-351	MD-5154	SP-2122	MS-6173	
170 CDI, OM668, 70 KW	02/01 → 08/04	MD-445	MD-5224	SP-1116 SP-1309	MS-6173	
170 CDI, OM668.940, 66 KW	02/99 → 03/01	MD-445	MD-5224	SP-1116 SP-1309	MS-6173	
190, M 166, 92 KW	02/98 → 08/04	MD-351	MD-5154	SP-2122	MS-6173	
210, M166.995, 103 KW	03/02 → 08/04	MD-351	MD-5154	SP-2122	MS-6173	

A-Class W169 (04-)

150, M266, 70 KW	09/04 → 03/09	MD-605	MD-8154		MS-6304 MS-6304C	
160 CDI, OM 640, 60 KW	11/04 →	MD-557	MD-8172	SP-2138 SP-1298	MS-6304 MS-6304C	
Comments: Optional extra with water sensor connection						
160, M266, 70 KW	04/09 →	MD-605	MD-8154		MS-6304 MS-6304C	
170, M266, 85 KW	09/04 → 03/09	MD-605	MD-8154		MS-6304 MS-6304C	
180 CDI, OM640, 80 KW	09/04 →	MD-557	MD-8172	SP-2138 SP-1298	MS-6304 MS-6304C	
180, M 266, 85 KW	04/09 →	MD-605	MD-8154		MS-6304 MS-6304C	
200 CDI, OM 640, 100 KW	09/04 →	MD-557	MD-8172	SP-2138 SP-1298	MS-6304	
Comments: Optional extra with water sensor connection						
200 CDI, OM 640, 103 KW	09/04 →	MD-557	MD-8172	SP-2138 SP-1298	MS-6304 MS-6304C	
200 Turbo, M266, 142 KW	07/05 →	MD-605	MD-8154		MS-6304 MS-6304C	
200, M 266, 100 KW	09/04 →	MD-605	MD-8154		MS-6304 MS-6304C	
E-cell, 50 KW	12/10 →					

MERCEDES-BENZ (DC)

A-Class W176 (12-)

180 BlueEFFICIENCY, M270.910, 90 KW	09/12 →					
180 CDI BlueEFFICIENCY, OM607.951, 80 KW	09/12 →					
180 CDI BlueEFFICIENCY, OM651.901, 80 KW	09/12 →	MD-683				
200 BlueEFFICIENCY, M270.910, 115 KW	09/12 →					
200 BlueEFFICIENCY, OM651.901, 100 KW	09/12 →	MD-683				
220 CDI BlueEFFICIENCY, OM651.930, 125 KW	09/12 →	MD-683				
250 BlueEFFICIENCY Sport, M270.920, 155 KW	09/12 →					

B-Class W245 (05-11)

150, M266, 70 KW	09/05 → 12/11	MD-605	MD-8154		MS-6304 MS-6304C	
160, M266, 70 KW	04/09 → 12/11	MD-605	MD-8154		MS-6304 MS-6304C	
170 NGT, 85 KW	04/08 → 12/11	MD-605	MD-8154		MS-6304 MS-6304C	
170, M266, 85 KW	04/05 → 12/11	MD-605	MD-8154		MS-6304 MS-6304C	
180 CDI, OM640, 80 KW	04/05 → 11/08	MD-557	MD-8172	SP-1298	MS-6304 MS-6304C	
	12/08 → 12/11	MD-557	MD-8172	SP-1354	MS-6304 MS-6304C	
180 NGT, M266, 85 KW	04/08 → 12/11	MD-605	MD-8154		MS-6304 MS-6304C	
180, M266, 85 KW	04/09 → 12/11	MD-605	MD-8154		MS-6304 MS-6304C	
200 CDI, OM640, 103 KW	04/05 → 12/11	MD-557	MD-8172	SP-1298	MS-6304 MS-6304C	
200 Turbo, M266, 142 KW	04/05 → 12/11	MD-605	MD-8154		MS-6304 MS-6304C	
200, M266, 100 KW	04/05 → 12/11	MD-605	MD-8154		MS-6304 MS-6304C	

B-class W246 (11-)

180 BlueEFFICIENCY, M270.910, 90 KW	10/11 →					
180 CDi BlueEFFICIENCY, OM 651.901, 80 KW	10/11 →	MD-683				
200 BlueEFFICIENCY, M270.910, 115 KW	10/11 →					
200 CDi BlueEFFICIENCY, OM 651.901, 100 KW	10/11 →	MD-683				
200 Natural Gas Drive, M270.915, 115 KW	11/12 →					
220 CDi BlueEFFICIENCY, OM 651.930, 125 KW	09/12 →	MD-683				
250 BlueEFFICIENCY, M270.920, 155 KW	08/12 →					

C-class Coupe C204 (11-)

180, 115 KW	06/11 →	MD-661	MD-8500			TR-013
220 CDi, 125 KW	06/11 →	MD-683	MD-8548			TR-013
250 CDi, 150 KW	06/11 →	MD-683	MD-8548			TR-013
250, 150 KW	06/11 →	MD-661	MD-8500			TR-013
350, 225 KW	06/11 →					
63 AMG, 336 KW	06/11 →					
63 AMG, 358 KW	01/12 →					
63 AMG, 380 KW	01/12 →					

C-Class W/C/S203 (00-07)

160, M271, 90 KW	04/05 → 12/07	MD-543	MD-8118	SP-2121	MS-6190 MS-6190C	TR-013
Comments: Without air-conditioning system						
180, M111, 95 KW	09/00 → 07/02	MD-341	MD-8002	SP-2121	MS-6190 MS-6190C	TR-013
180 Komp. M271, 105KW	06/02 → 12/07	MD-543	MD-8118	SP-2121	MS-6190 MS-6190C	TR-013
200 CDI, OM646, 90 KW	07/03 → 12/07	MD-337D	MD-5266	SP-2138	MS-6190 MS-6190C	TR-013
200 CDI, OM 611, 85 KW	09/00 → 08/03	MD-337D	MD-9628	SP-1251	MS-6190 MS-6190C	TR-013

MERCEDES-BENZ (DC)

C-Class W/C/S203 (00-07)

200 CDI , OM611, 75 KW	02/01 → 12/07	MD-337D	MD-9628	SP-1251	MS-6190 MS-6190C	TR-013
200 CGI, M271.942,125KW	08/02 → 12/07	MD-543	MD-8118	SP-2121	MS-6190 MS-6190C	TR-013
200 Komp, M111,120KW	05/00 → 05/02	MD-341	MD-8000	SP-2121	MS-6190 MS-6190C	TR-013
Comments: With A/C						
200 Komp.,M271,120KW	06/02 → 12/07	MD-543	MD-8118	SP-2121	MS-6190 MS-6190C	TR-013
220 CDI , OM611, 105 KW	05/00 → 07/03	MD-337D	MD-9628	SP-1251	MS-6190 MS-6190C	TR-013
220 CDI , OM646, 105 KW	07/03 → 04/04	MD-337D	MD-5266	SP-2138 SP-1298	MS-6190 MS-6190C	TR-013
220 CDI, OM646, 100 KW	08/06 → 12/07	MD-337D	MD-5266	SP-2138 SP-1298	MS-6190 MS-6190C	TR-013
220 CDI, OM646, 110 KW	02/04 → 12/07	MD-337D	MD-5266	SP-2138 SP-1298	MS-6190 MS-6190C	TR-013
230 Komp. M111.981/983,145KW	11/00 → 05/02	MD-341	MD-8000	SP-2121	MS-6190 MS-6190C	TR-013
230 Komp., M271.948,141KW	06/02 → 06/05	MD-543	MD-8118	SP-2121	MS-6190 MS-6190C	TR-013
230 V6, M272,150 KW	05/05 → 12/07	MD-337C	MD-9528	SP-2121	MS-6190 MS-6190C	TR-013
240, M 112.912/916, 125 KW	05/00 → 07/05	MD-337C	MD-9528	SP-2121	MS-6190 MS-6190C	TR-013
270 CDI , OM612, 125 KW	11/00 → 05/05	MD-337D	MD-9628	SP-1251	MS-6190 MS-6190C	TR-013
280 CDI, OM642, 140 KW	07/05 → 12/07	MD-529	MD-9628	SP-2138 SP-1298	MS-6190 MS-6190C	TR-013
280, M272, 170KW	04/05 → 12/07	MD-337C		SP-2121	MS-6190 MS-6190C	TR-013
300 CDI AMG, OM612.990, 170 KW	11/02 → 01/05	MD-337C		SP-1251	MS-6190 MS-6190C	TR-013
Comments: With A/C						
320 , M112, 160 KW	05/00 → 05/05	MD-337C	MD-9528	SP-2121	MS-6190 MS-6190C	TR-013
Comments: With A/C						
320 AMG, M112, 260 KW	02/01 → 12/07	MD-337C		SP-2121	MS-6190 MS-6190C	TR-013
Comments: With A/C						
320 CDI, OM 642.910, 165 KW	02/05 → 12/07	MD-529	MD-8406	SP-2138 SP-1298	MS-6190 MS-6190C	TR-013
350, M272, 200 KW	02/01 → 12/07	MD-337C	MD-9528	SP-2121	MS-6190 MS-6190C	TR-013
Comments: With A/C						
55 AMG, M113.988, 270 KW	03/04 → 12/07	MD-337C	MD-9528	SP-2121	MS-6190 MS-6190C	TR-013

C-Class W/S202 (93-01)

180, M111, 89KW	11/94 → 10/00	MD-341	MD-9512	SP-2003	MS-6101	
Comments: Left Hand Drive						
180, M111, 90KW	09/93 → 10/94	MD-341	MD-9512	SP-2005	MS-6101	
Comments: Left Hand Drive						
180, M111, 95KW	09/00 → 04/01	MD-341	MD-9512	SP-2121	MS-6101	
Comments: Left Hand Drive						
200 CDI, OM611 DELA, 75 KW	06/98 → 04/01	MD-337D	MD-9512	MD-443	MS-6101	
200 CDI,OM611,75KW	06/98 → 04/01	MD-337D	MD-9512	MD-443	MS-6101	
200 D, OM601 55KW	01/95 → 07/98	MD-285	MD-9512	SP-1038	MS-6101	
Comments: Left Hand Drive						
200 D, OM601, 55KW	03/93 → 12/94	MD-249	MD-9512	SP-1038	MS-6101	
Comments: Left Hand Drive						
200 D, OM604, 65KW	10/96 → 07/98	MD-285	MD-9512	SP-1038	MS-6101	
Comments: Left Hand Drive						

MERCEDES-BENZ (DC)

C-Class W/S202 (93-01)

200 Kompr, M111, 120KW Comments: Left Hand Drive	09/00 → 04/01	MD-341	MD-9512	SP-2003	MS-6101	
200 Kompr, M111.944, 132KW Comments: Left Hand Drive	10/95 → 12/96	MD-341	MD-9512	SP-2003	MS-6101	
200 Kompr, M111.947, 141KW Comments: Left Hand Drive	11/96 → 06/00	MD-341	MD-9512	SP-2003	MS-6101	
200, M111, 100KW Comments: Left Hand Drive	01/94 → 10/94	MD-341	MD-9512	SP-2005	MS-6101	
Comments: Left Hand Drive	11/94 → 10/00	MD-341	MD-9512	SP-2003	MS-6101	
220, M111, 110KW Comments: Left Hand Drive	11/99 → 10/96	MD-341	MD-9512	SP-2003	MS-6101	
220 CDI, OM611 DELA, 92 KW	09/97 → 04/01	MD-337D	MD-9512	MD-443	MS-6101	
220 D, OM604, 70KW	07/94 → 04/98	MD-285	MD-9512	SP-1038	MS-6101	
220, M111, 110KW Comments: Left Hand Drive	03/93 → 10/94	MD-341	MD-9512	SP-2005	MS-6101	
230 Kompressor, M111, 142KW	07/94 → 11/00	MD-341	MD-9512	SP-2003	MS-6101	
230, M111, 110KW	06/96 → 07/96	MD-341	MD-9512	SP-2003	MS-6101	
240 V6, M112, 125KW	06/97 → 03/01	MD-337C	MD-9512	SP-2121	MS-6101	
250 D, OM605, 83KW	09/93 → 06/94	MD-249	MD-9512	SP-1038	MS-6101	
	07/94 → 05/97	MD-285	MD-9512	SP-1038	MS-6101	
250 TD, OM 605, 110KW	10/95 → 04/01	MD-285	MD-9512	SP-1038	MS-6101	
280, M104, 142KW	05/93 → 10/94	MD-341	MD-9512	SP-2005	MS-6101	
	10/94 → 05/97	MD-341	MD-9512	SP-2003	MS-6101	
36 AMG, M104, 206 KW Comments: Left Hand Drive	04/94 → 10/94	MD-341		SP-2005	MS-6101	
43 AMG, M113, 225 KW	08/97 → 04/01	MD-337C		SP-2121	MS-6101	TR-013

C-Class W/S204 (07-)

180 1.6 BlueEFFICIENCY, M274.910, 115 KW	08/12 →					TR-013
180 CDI BlueEFFICIENCY, OM 651.913, 88 KW	03/11 →	MD-683	MD-8548	SP-1354	MS-6363C	TR-013
180 CGI BlueEFFICIENCY, M271, 115 KW	11/09 → 12/10	MD-661	MD-8500		MS-6363C	TR-013
	01/11 →	MD-661	MD-8500			TR-013
180 K BlueEFFICIENCY, M271, 115 KW	04/08 → 12/09	MD-543	MD-8118		MS-6363C	TR-013
180 Kompressor, M271, 115 KW	09/07 → 12/09	MD-543	MD-8118		MS-6363C	TR-013
200 CDi BlueEFFICIENCY, OM646, 100 KW	04/08 → 11/09	MD-337D	MD-5328	SP-2138 SP-1298	MS-6363C	TR-013
200 CDI BlueEFFICIENCY, OM651, 100KW Comments: Mahle Filtration,water sensor connector useSP-1364	12/09 →	MD-683	MD-8548	SP-1354 SP-1364	MS-6363C	TR-013
200 CDI, OM 646.811, 100 KW	08/07 → 11/09	MD-337D	MD-5328	SP-1298	MS-6363C	TR-013
200 CGI BlueEFFICIENCY, M271, 135 KW	09/09 →	MD-661	MD-8500		MS-6363C	TR-013
200 Kompressor, M271, 135 KW	03/07 → 12/09	MD-543	MD-8118		MS-6363C	TR-013
220 CDi, OM 651, 125 KW Comments: Mahle Filtration,water sensor connector useSP-1364	11/08 →	MD-683	MD-8548	SP-1354 SP-1364	MS-6363C	TR-013
220 CDI, OM646, 125KW	03/07 → 10/08	MD-337D	MD-5328	SP-2138 SP-1298	MS-6363C	TR-013
230, M272, 150 KW	08/07 → 10/09	MD-337C	MD-9528		MS-6363C	
250 CDi 4-Matic, OM651, 150 KW Comments: Mahle Filtration,water sensor connector useSP-1364	05/10 →	MD-683	MD-8458	SP-1354 SP-1364	MS-6363C	TR-013
250 CDI BlueEFFICIENCY, OM651, 150 KW Comments: Mahle Filtration,water sensor connector useSP-1364	11/08 →	MD-683	MD-8548	SP-1354 SP-1364	MS-6363C	TR-013
250 CGI BlueEFFICIENCY, M271, 150 KW	09/09 →	MD-661	MD-8500		MS-6363C	TR-013
280, M272, 170 KW	03/07 → 07/09	MD-337C	MD-9528		MS-6363C	
300 CDi BlueEFFICIENCY, OM 642, 170 KW	05/11 →	MD-529	MD-9528	SP-1354	MS-6363C	
300, M272, 170 KW	07/09 →	MD-337C	MD-9528		MS-6363C	
320 CDi, OM 642.960, 165 KW	03/07 →	MD-529	MD-5266	SP-1298		TR-013
350 CDi BlueEFFICIENCY, OM 642, 170 KW Comments: Mahle Filtration,water sensor connector useSP-1364	11/09 → 04/11	MD-529		SP-1354 SP-1364	MS-6363C	

MERCEDES-BENZ (DC)

C-Class W/S204 (07-)						
350 CDI BlueEFFICIENCY, OM642.834, 195 KW	05/11 →	MD-529				
350 CDI, OM 642, 165 KW	07/09 →	MD-529	MD-8406	SP-1298 SP-2138	MS-6363C	TR-013
350 CGi BlueEFFICIENCY, M272, 215 KW	11/08 → 02/11	MD-337C	MD-9528		MS-6363C	
350 CGI BlueEFFICIENCY, M276.957, 225 KW	03/11 → 02/11					
350, M272, 200 KW	03/07 →	MD-337C	MD-9528		MS-6363C	
63 AMG Performance Package, M156, 358KW	12/09 → 12/10				MS-6363C	
63 AMG, Black Series, M156.985, 380 KW	01/12 →					
63 AMG, M156, 336 KW	09/07 → 12/10				MS-6363C	
CITAN (W415) (12-)						
108 CDI, OM607.951, 55 KW	10/12 →					
109 CDI, OM607.951, 66 KW	10/12 →					
111 CDI, OM607.951, 81 KW	01/13 →					
CL-Class C140 (96-98)						
420 V8, M119 205KW	08/96 → 12/98		MD-9230	SP-2003	MS-6197	TR-013
500 V8, M119, 235KW	08/96 → 12/98		MD-9230	SP-2003	MS-6197	TR-013
600 V12, M120, 290KW	08/96 → 12/98	MD-495	MD-9424	SP-2003	MS-6197	TR-013
CL-Class C215 (99-06)						
500, M113,225 KW	09/99 → 09/06	MD-337C	MD-9528	SP-2121	MS-6100 MS-6384C	TR-013
55 AMG , M113, 264 KW	04/00 → 11/02	MD-337C	MD-9528	SP-2121	MS-6100 MS-6384C	TR-013
55 AMG,M113, 367 KW	10/02 → 09/06	MD-337C			MS-6100 MS-6384C	TR-013
600 V12, M275, 367 KW	10/02 → 09/06	MD-471			MS-6100 MS-6384C	TR-013
Comments: Dust filter for activated charcoal filte						
600 V12,M137, 270 KW	03/00 → 11/02	MD-337C		SP-2121	MS-6100 MS-6384C	TR-013
63 AMG, M137, 326 KW	09/01 → 11/02	MD-337C		SP-2121	MS-6100 MS-6384C	TR-013
65 AMG V12 BiTurbo, M275, 450 KW	03/03 → 09/06	MD-471			MS-6100 MS-6384C	TR-013
CL-Class C216 (06-)						
500 , M273, 285 KW	09/06 → 08/10	MD-337C	MD-9528			
500 BlueEFFICIENCY,M278,320 KW	09/10 →					
600 V12, M273, 380 KW	09/06 →	MD-337C				
63 AMG Performance+, M157.980, 420KW	10/10 → 12/10					
63 AMG, M156, 386 KW	01/07 → 12/10					
63 AMG, M157.980, 400 KW	10/10 → 12/10					
65 AMG V12 BiTurbo, M275, 450 KW	05/07 → 08/10	MD-471				
65 AMG V12 BiTurbo, M275, 463 KW	07/10 →	MD-471				
CLC-Class C203 (08-)						
160 BlueEFFICIENCY, M271, 95 KW	01/09 →	MD-543	MD-8118	SP-2121	MS-6190 MS-6190C	TR-013
180 Komp. M271,105KW	05/08 →	MD-543	MD-8118	SP-2121	MS-6190 MS-6190C	TR-013
200 CDI , OM646, 90 KW	05/08 →	MD-337D	MD-5266	SP-2138	MS-6190 MS-6190C	TR-013
200 Komp.,M271,135KW	05/08 →	MD-543	MD-8118	SP-2121	MS-6190 MS-6190C	TR-013
220 CDI, OM646, 110 KW	05/08 →	MD-337D	MD-5266	SP-2138 SP-1298	MS-6190 MS-6190C	TR-013
230 V6, M272,150 KW	05/08 →	MD-337C	MD-9528	SP-2121	MS-6190 MS-6190C	TR-013
350, M272, 200 KW	05/08 →	MD-337C	MD-9528		MS-6190 MS-6190C	TR-013
CLK-Class C208 (97-02)						
200 Kompressor, M111, 141 KW	06/97 → 06/00	MD-341	MD-9512	SP-2003	MS-6101	TR-013

MERCEDES-BENZ (DC)

CLK-Class C208 (97-02)

200, M111, 100 KW	06/97 → 12/00	MD-341	MD-9512	SP-2003	MS-6101	TR-013
200, M111, 120 KW	06/00 → 05/02	MD-341	MD-9512	SP-2121	MS-6101	TR-013
230 Kompressor, M111, 142 KW	06/97 → 06/00	MD-341	MD-9512	SP-2003	MS-6101	TR-013
230 M111, 145 KW	06/00 → 05/02	MD-341	MD-9512	SP-2121	MS-6101	TR-013
320, M112, 160 KW	06/97 → 05/02	MD-337C	MD-9512	SP-2121	MS-6101	TR-013
430, M113, 205 KW	06/97 → 05/02	MD-337C	MD-9548	SP-2121	MS-6101	TR-013
55 AMG, M113, 255 KW	08/99 → 05/02	MD-337C		SP-2121	MS-6101	TR-013

CLK-Class C209 (02-09)

200 CGI, M271, 125 KW	09/02 → 10/09	MD-543	MD-8118	SP-2121	MS-6190 MS-6190C	TR-013
200 Kompressor, M271,120KW	09/02 → 10/09	MD-543	MD-8118	SP-2121	MS-6190 MS-6190C	TR-013
200 Kompressor, M271.955 ,135KW	07/06 → 10/09	MD-543	MD-8118	SP-2121	MS-6190 MS-6190C	TR-013
220 CDi, OM646, 110 KW	05/05 → 10/09	MD-337D	MD-5266	SP-2138 SP-1298	MS-6190 MS-6190C	TR-013
240, M112, 128 KW	05/02 → 06/05	MD-337C	MD-9528	SP-2121	MS-6190 MS-6190C	TR-013
270 CDI, OM612, 125 KW	06/02 → 06/05	MD-337D	MD-9628	MD-443	MS-6190 MS-6190C	TR-013
Comments: SP-1251 for motor 30044708						
280, M272, 170 KW	05/05 → 10/09	MD-337C	MD-9528	SP-2121	MS-6190 MS-6190C	TR-013
320 CDI, OM642, 165 KW	05/05 → 10/09	MD-529	MD-8406	SP-2138 SP-1298	MS-6190 MS-6190C	TR-013
320, M112, 160 KW	05/02 → 06/05	MD-337C	MD-9528	SP-2121	MS-6190 MS-6190C	TR-013
350, M272, 200 KW	05/05 → 10/09	MD-337C	MD-9528	SP-2121	MS-6190 MS-6190C	TR-013
500, M113, 225 KW	05/02 → 06/06	MD-337C	MD-9528	SP-2121	MS-6190 MS-6190C	TR-013
500, M273, 285 KW	07/06 → 10/09	MD-337C	MD-9528	SP-2121	MS-6190 MS-6190C	TR-013
55 AMG, M113, 270 KW	09/02 → 10/09	MD-337C	MD-9528	SP-2121	MS-6190 MS-6190C	TR-013
63 AMG, M156, 354 KW	03/06 → 09/07				MS-6190 MS-6190C	TR-013
63 AMG, M156, 372 KW	06/07 → 10/09				MS-6190 MS-6190C	TR-013
63 DTM AMG, M113, 428 KW	06/04 → 10/09	MD-337C	MD-9528	SP-2121	MS-6190 MS-6190C	TR-013

CLS C218 (10-)

250 CDi BlueEFFICIENCY, OM 651, 150 KW	02/11 →	MD-683	MD-8548	SP-1364	MS-6363C	
Comments: With water sensor connector						
350 BlueEFFICIENCY, M 276.952, 225 KW	12/10 →				MS-6363C	
350 CDi BlueEFFICIENCY, OM 642.853, 195 KW	12/10 →	MD-529			MS-6363C	
500 BlueEFFICIENCY, M 278.922, 300 KW	04/11 →					
63 AMG Performanc+, M157.980/981, 419 KW	04/11 →					
63 AMG, M 157.980/981, 386 KW	04/11 →					

CLS C219 (04-)

280, M272, 170 KW	06/06 → 03/09	MD-337C	MD-9528	SP-2138	MS-6250 MS-6250C	
300, M272, 170 KW	04/09 → 12/10	MD-337C	MD-9528	SP-2138	MS-6250 MS-6250C	
320 CDI, OM 642, 165 KW	08/05 → 03/09	MD-529	MD-8406	SP-2138 SP-1298	MS-6250 MS-6250C	
Comments: Optional with water sensor connection						
350 CDI, OM642, 165 KW	04/09 → 12/10	MD-529	MD-8406	SP-2138 SP-1298	MS-6250 MS-6250C	
Comments: Optional with water sensor connection						

MERCEDES-BENZ (DC)

CLS C219 (04-)

350 CGI, M272, 215 KW	08/06 → 12/10	MD-337C	MD-9528		MS-6250 MS-6250C	
350, M272.964, 200 KW	10/04 → 12/10	MD-337C	MD-9528		MS-6250 MS-6250C	
500, M113, 225 KW	10/04 → 06/06	MD-337C	MD-9528		MS-6250 MS-6250C	
500, M273, 285 KW	06/06 → 12/10	MD-337C	MD-9528		MS-6250 MS-6250C	
55 AMG, M113, 350 KW	02/05 → 05/06	MD-337C	MD-9528		MS-6250 MS-6250C	
63 AMG, M156, 378 KW	03/06 → 12/10	MD-337C			MS-6250 MS-6250C	

E-Class C/C A207/C207 (09-)

200 CGI BlueEFFICIENCY, M271, 135 KW	02/10 → 12/10	MD-661	MD-8500		MS-6363C	TR-013
220 CDI BlueEFFICIENCY, OM651, 125 KW	02/10 → 12/10	MD-683	MD-8548	SP-1354 SP-1364	MS-6363C	TR-013
Comments: With water sensor connector use SP-1364						
250 CDI BlueEFFICIENCY, OM651, 150 KW	09/09 →	MD-683	MD-8548	SP-1354 SP-1364		TR-013
Comments: With water sensor connector use SP-1364						
	02/10 → 12/10	MD-683	MD-8548	SP-1354 SP-1364	MS-6363C	TR-013
Comments: With water sensor connector use SP-1364						
250 CGI BlueEFFICIENCY, M271, 150 KW	09/09 → 12/10	MD-661	MD-8500		MS-6363C	TR-013
300 CGI BlueEFFICIENCY, M276.957, 185 KW	05/11 →					
350 CDI BlueEFFICIENCY, OM642, 170 KW	05/09 → 12/10	MD-529		SP-1354 SP-1364	MS-6363C	
Comments: With water sensor connector use SP-1364						
350 CDI BlueEFFICIENCY, OM642.852/858, 195KW	05/11 →	MD-529				
350 CGI BlueEFFICIENCY, M272, 215 KW	05/09 → 12/10	MD-337C	MD-9528		MS-6363C	
350 CGI BlueEFFICIENCY, M276, 225 KW	01/11 →					
500 BlueEFFICIENCY, M278.922, 300 KW	07/11 →					
500, M273.971, 285 KW	05/09 → 12/10	MD-337C	MD-9528		MS-6363C	
	09/11 →	MD-337C	MD-9528			

E-Class W210/S210 (95-03)

200 CDI OM611, 85KW	07/99 → 06/03	MD-337D	MD-9628	MD-443	MS-6101 MS-6384C	TR-013
Comments: For RHD use MS-6106						
200 CDI, OM611, 75KW	07/98 → 07/99	MD-337D	MD-9364	MD-443	MS-6101 MS-6384C	TR-013
200 Kompressor, M111, 137KW	06/97 → 06/03	MD-341	MD-9364	SP-2003	MS-6101 MS-6384C	TR-013
	08/99 → 06/03	MD-341	MD-9792	SP-2003	MS-6101 MS-6384C	TR-013
200, M111, 120 KW	06/00 → 06/03	MD-341	MD-9364	SP-2003	MS-6101 MS-6384C	TR-013
	06/95 → 07/00	MD-341	MD-9364	SP-2003	MS-6101 MS-6384C	TR-013
	06/95 → 07/00	MD-341	MD-9792	SP-2003	MS-6101 MS-6384C	TR-013
200, M111, 100 KW	06/95 → 07/99	MD-341	MD-9364	SP-2003	MS-6101 MS-6384C	TR-013
200D, OM604, 65KW	01/96 → 04/02	MD-285	MD-9364	SP-1038	MS-6101 MS-6384C	TR-013
220 CDI, OM611, 105KW	06/99 → 06/03	MD-337D	MD-9628	MD-443	MS-6101 MS-6384C	TR-013
Comments: For RHD use MS-6106						
220 CDI, OM611.960, 92KW	07/98 → 06/99	MD-337D	MD-9364	MD-443	MS-6101 MS-6384C	TR-013





MERCEDES-BENZ (DC)

E-Class W210/S210 (95-03)

220D, OM604, 55KW	05/96 → 07/98	MD-285	MD-9364	SP-1038	MS-6101 MS-6384C	TR-013
	08/98 → 06/99	MD-285		SP-1038	MS-6101 MS-6384C	TR-013
220D, OM604, 70KW	06/95 → 06/98	MD-285	MD-9364	SP-1038	MS-6101 MS-6384C	TR-013
230, M111, 110KW	06/95 → 09/97	MD-341	MD-9364	SP-2003	MS-6101 MS-6384C	TR-013
240, M112, 125 KW	06/97 → 06/03	MD-341	MD-9792	SP-2003	MS-6101 MS-6384C	TR-013
	06/97 → 06/03	MD-341	MD-9364	SP-2003	MS-6101 MS-6384C	TR-013
250 D, OM605, 83KW	06/95 → 09/97	MD-285	MD-9364	SP-1038	MS-6101 MS-6384C	TR-013
250 TD, OM605, 110KW	06/96 → 10/97	MD-285	MD-9364	SP-1038	MS-6101 MS-6384C	TR-013
270 CDi, OM612,125KW	06/99 → 06/03	MD-337D	MD-9628	MD-443	MS-6101 MS-6384C	TR-013
Comments: For RHD use MS-6106						
280 M104, 150 KW	08/99 → 06/03	MD-341	MD-9792	SP-2003	MS-6101 MS-6384C	TR-013
280, M104 ,150 KW	12/96 → 06/03	MD-341	MD-9364	SP-2003	MS-6101 MS-6384C	TR-013
290 TD, OM602, 95KW	07/95 → 07/98	MD-285	MD-9364	SP-1038	MS-6101 MS-6384C	TR-013
300 D OM606, 100KW	06/95 → 07/98	MD-285	MD-9364	SP-1038	MS-6101 MS-6384C	TR-013
300 TD OM606, 130KW	12/96 → 07/98	MD-285	MD-9364	SP-1038	MS-6101 MS-6384C	TR-013
320 CDI, OM613, 145KW	06/99 → 06/03	MD-441	MD-9628	MD-443	MS-6101 MS-6384C	TR-013
320, M104, 165 KW	08/99 → 06/03	MD-341	MD-9792	SP-2003	MS-6101	TR-013
320, M112, 165 KW	12/96 → 06/03	MD-341	MD-9364	SP-2003	MS-6101 MS-6384C	TR-013
36 AMG, M104, 200KW	02/96 → 05/02	MD-281		SP-2003	MS-6101 MS-6384C	
420, M119, 205 KW	06/97 → 06/03		MD-9364	SP-2003	MS-6101 MS-6384C	TR-013
	08/99 → 06/03		MD-9792	SP-2003	MS-6101 MS-6384C	TR-013
50 AMG, M119, 255KW	02/96 → 09/97		MD-9230	SP-2003	MS-6101 MS-6384C	
55 AMG Kompressor, M113, 260KW	08/97 → 06/03	MD-337C	MD-9230	SP-2121	MS-6101 MS-6384C	

E-Class W211/S211 (02-09)

200 CDi, OM611, 75 KW	09/02 → 12/09	MD-337D	MD-5230	SP-2138 SP-1298	MS-6250 MS-6250C	TR-013
Comments: Optional extra with water sensor useSP-1298						
200 CDi, OM646.820, 100 KW	06/06 → 12/09	MD-337D	MD-5230	SP-2138 SP-1298	MS-6250 MS-6250C	TR-013
Comments: Optional extra with water sensor useSP-1298						
200 CDi, OM646.951, 90 KW	09/02 → 07/06	MD-337D	MD-5230	SP-2138 SP-1298	MS-6250 MS-6250C	TR-013
Comments: Optional extra with water sensor useSP-1298						
200 CGI, M271, 125 KW	02/03 → 12/09	MD-543	MD-8118		MS-6250 MS-6250C	TR-013
200 Kompressor M271, 135KW	06/06 → 12/09	MD-543	MD-8118		MS-6250 MS-6250C	TR-013
200 Kompressor M271.941,120KW	10/02 → 07/06	MD-543	MD-8118		MS-6250 MS-6250C	TR-013

		 OIL	 AIR	 FUEL	 CABIN	 OTHER
MERCEDES-BENZ (DC)						
E-Class W211/S211 (02-09)						
200 NTG,M271.941,120KW	03/04 → 12/09	MD-543	MD-8118		MS-6250 MS-6250C	TR-013
220 CDI, OM646, 125 KW	06/06 → 12/09	MD-337D	MD-5230	SP-2138 SP-1298	MS-6250 MS-6250C	TR-013
Comments: Optional extra with water sensor useSP-1298						
220 CDI, OM646.961, 110 KW	03/02 → 07/06	MD-337D	MD-5230	SP-2138 SP-1298	MS-6250 MS-6250C	TR-013
Comments: Optional extra with water sensor useSP-1298						
230 M272.972,150 KW	02/07 → 12/09	MD-337C	MD-9528		MS-6250 MS-6250C	TR-013
240, M112.913/917, 130 KW	03/02 → 06/05	MD-337C	MD-9528		MS-6250 MS-6250C	TR-013
270 CDi, OM647.961, 130 KW	03/02 → 12/05	MD-337D	MD-5230	SP-2138 SP-1298	MS-6250 MS-6250C	TR-013
Comments: Optional extra with water sensor useSP-1298						
	01/03 → 06/05	MD-337D	MD-5228	SP-2138 SP-1298	MS-6250 MS-6250C	TR-013
Comments: Optional extra with water sensor useSP-1298						
280 CDi , OM 648.961(euro4), 130 KW	04/04 → 06/05	MD-441	MD-5230	SP-2138 SP-1298	MS-6250 MS-6250C	TR-013
Comments: Optional extra with water sensor useSP-1298						
280 CDi V6, OM642.920, 140 KW	05/05 → 12/09	MD-529	MD-8406	SP-2138 SP-1298	MS-6250 MS-6250C	TR-013
Comments: Optional extra with water sensor useSP-1298						
280, M272.943, 170 KW	05/05 → 12/09	MD-337C	MD-9528		MS-6250 MS-6250C	TR-013
300 BLUETEC, OM642.920, 155 KW	12/07 → 12/09	MD-529	MD-8406	SP-2138 SP-1298	MS-6250 MS-6250C	TR-013
Comments: Optional extra with water sensor useSP-1298						
320 BLUETEC, OM642.920, 155 KW	10/06 → 12/09	MD-529	MD-8406	SP-2138 SP-1298	MS-6250 MS-6250C	TR-013
Comments: Optional extra with water sensor use-SP-1298						
320 CDi V6, OM642.920, 165 KW	05/05 → 12/09	MD-529	MD-8406	SP-2138 SP-1298	MS-6250 MS-6250C	TR-013
Comments: Optional extra with water sensor useSP-1298						
320 CDi, OM648.961, 150 KW	11/02 → 06/05	MD-441	MD-5230	SP-2138 SP-1298	MS-6250 MS-6250C	TR-013
Comments: Optional extra with water sensor useSP-1298						
320 CDi,OM648.961, 150 KW	11/02 → 12/05	MD-441	MD-5230	SP-2138	MS-6250 MS-6250C	TR-013
	01/03 → 06/05	MD-441	MD-5228	SP-2138	MS-6250 MS-6250C	TR-013
320, M112.949/954, 165 KW	03/02 → 01/05	MD-337D	MD-9528		MS-6250 MS-6250C	TR-013
350 CGI ,M272.985, 215 KW	12/07 → 12/09	MD-337C	MD-9528		MS-6250 MS-6250C	TR-013
350, ,M272.964, 200 KW	12/04 → 12/09	MD-337C	MD-9528		MS-6250 MS-6250C	TR-013
400 CDi, OM 628.961, 191 KW	09/02 → 12/09			SP-1295	MS-6250 MS-6250C	TR-013
420 CDi, OM 629.910, 231 KW	09/05 → 12/09			SP-2138 SP-1298	MS-6250 MS-6250C	TR-013
Comments: Optional extra with water sensor useSP-1298						
500, M113.969, 225 KW	03/02 → 07/06	MD-337C	MD-9528		MS-6250 MS-6250C	TR-013
500, M273, 285 KW	06/06 → 12/09	MD-337C	MD-9528		MS-6250 MS-6250C	TR-013
55 AMG Kompressor M113.990, 350 KW	10/02 → 07/06	MD-337C	MD-9528		MS-6250 MS-6250C	
63 AMG, M156.E63, 378 KW	06/06 → 12/09				MS-6250 MS-6250C	

E-Class W212/S212 (09-)

MERCEDES-BENZ (DC)

E-Class W212/S212 (09-)

200 CDI BlueEFFICIENCY, OM651, 100 KW	09/09 → 12/10	MD-683	MD-8548	SP-1354 SP-1364	MS-6363C	TR-013
Comments: Mahle Filtration,water sensor connector useSP-1364						
200 CGI BlueEFFICIENCY, M271, 135 KW	09/09 →	MD-661	MD-8500		MS-6363C	TR-013
200 NGT, M271.958, 120 KW	01/11 →	MD-543	MD-8118			TR-013
220 CDI BlueEFFICIENCY, OM651, 125 KW	03/09 → 12/10	MD-683	MD-8548	SP-1354 SP-1364	MS-6363C	TR-013
Comments: Mahle Filtration,water sensor connector useSP-1364						
250 CDI BlueEFFICIENCY, OM651, 150 KW	03/09 →	MD-683	MD-8548	SP-1354 SP-1364	MS-6250 MS-6250C	TR-013
Comments: Mahle Filtration,water sensor connector useSP-1364						
250 CGI BlueEFFICIENCY, M271, 150 KW	09/09 → 12/10	MD-661	MD-8500		MS-6363C	TR-013
300 BlueEFFICIENCY, M276.952, 185 KW	07/11 →					
300 CDI BlueEFFICIENCY, OM642, 150 KW	02/10 → 08/10	MD-529		SP-1354 SP-1364	MS-6363C	
Comments: Mahle Filtration,water sensor connector useSP-1364						
300 CDI BlueEFFICIENCY, OM642, 170 KW	08/10 →	MD-529			MS-6363C	
300 CDI BlueTEC HYBRID, OM651.924, 170 KW	06/12 →	MD-683		SP-1364		
Comments: Mahle Filtration,water sensor connector useSP-1364						
300, M272.952, 170 KW	03/09 → 12/10	MD-337C	MD-9528		MS-6363C	
350 BlueEFFICIENCY, M276.952, 225 KW	06/11 →					
350 CDI BlueEFFICIENCY,OM642, 170 KW	03/09 → 12/10	MD-529		SP-1354 SP-1364	MS-6363C	
Comments: Mahle Filtration,water sensor connector useSP-1364						
350 CDI BlueEFFICIENCY,OM642, 195 KW	08/10 →	MD-529			MS-6363C	
350 CDI BlueTEC,OM642, 155 KW	09/09 → 12/10	MD-529		SP-1354 SP-1364	MS-6363C	
Comments: Mahle Filtration,water sensor connector useSP-1364						
350 CGI BlueEFFICIENCY, M272, 215 KW	03/09 → 09/11	MD-337C	MD-9528		MS-6363C	
350, M272, 200 KW	03/09 → 12/10	MD-337C	MD-9528		MS-6363C	
500 BlueEFFICIENCY, M278.922, 300 KW	06/11 →					
500, M273, 285 KW	03/09 → 12/10	MD-529	MD-9528		MS-6363C	
63 AMG Performance+, M157.980/981, 410 KW	05/11 →					
63 AMG, M156.985, 386 KW	08/09 → 04/11				MS-6363C	

G-Class W460-1 (79-93)

240 D, 53KW	03/79 → 08/87	MD-217	MD-502	SP-889		
250 D, 62KW	10/87 → 07/93	MD-502	MD-249	FF-015		
250 D, 68KW	12/88 → 08/92	MD-249	MD-9556	FF-015		
280 E, 110KW	81/79 → 08/89	MD-171A	MD-686	SP-2005		
280, 103KW	11/79 → 08/89	MD-171A	MD-686	SP-2005		
300 D, 65KW	03/79 → 08/90	MD-217	MD-502	SP-889		

G-Class W463 (89-)

270 CDI, OM612.966, 115 KW	09/01 → 09/06	MD-337D	MD-9628	SP-1251	MS-6216 MS-6216C	
280 CDI Professional , OM 642.975, 135 Kw	03/09 →					
290 D, 70KW	04/92 → 06/97	MD-249	MD-502	FF-015		
290 TD, OM602 DELA, 88 KW	07/97 → 12/98	MD-285	MD-686	SP-1038	MS-6216 MS-6216C	
300 CDI Professional , OM 642.884, 135 Kw	12/10 →			SP-1364		
Comments: With water sensor connection use SP-1364						
300 TD, OM606.964, 130 KW	09/96 → 12/00	MD-285	MD-9364	SP-1038	MS-6216 MS-6216C	
320 CDI, OM642.940, 165 KW	09/06 →	MD-529		SP-2138	MS-6216 MS-6216C	
	09/06 →	MD-529		SP-1298	MS-6216 MS-6216C	
Comments: with water-sensor connection						
320 V6, 155KW	06/92 →	MD-285		SP-2008	MS-6216 MS-6216C	
320 V6, M112, 158 KW	03/98 → 09/06	MD-337C	MD-9528	SP-2121	MS-6216 MS-6216C	

MERCEDES-BENZ (DC)

G-Class W463 (89-)

350 GD TD (W463), OM603.972, 100KW	09/91 → 12/93	MD-249	MD-9558	SP-1038		
36 AMG, 200 KW	01/95 → 09/98	MD-285		SP-2008		
400 CDI, OM628.962, 184 KW	10/00 → 09/06			SP-1295	MS-6216	
					MS-6216C	
500, M113.962, 218 KW	09/98 →	MD-337C	MD-9528	SP-2121	MS-6216	
					MS-6216C	
500, M117.965, 177 KW	09/93 → 05/98	MD-171A	MD-9094		MS-6216	
					MS-6216C	
55 AMG Kompressor, 350 KW	06/04 → 08/06	MD-337C		SP-2121	MS-6216	
					MS-6216C	
55 AMG Kompressor, M113, 368 KW	09/06 →	MD-337C		SP-2121	MS-6216	
					MS-6216C	
55 AMG, M113.982, 260 KW	04/99 → 06/04	MD-337C	MD-9528	SP-2121	MS-6216	
					MS-6216C	

GL-Class X164 (06-)

320 CDI BlueTEC, OM642.820, 155 KW	07/08 → 06/09	MD-529	MD-8406	SP-2138	MS-6347	
				SP-1354	MS-6347C	
Comments: For vehicles with filter heater use SP-1354						
320 CDI, OM642.940, 165 KW	03/06 → 06/09	MD-529	MD-8406	SP-2138	MS-6347	SP-1298
				SP-1354	MS-6347C	
Comments: With filter heater SP-1354, water-sensor SP-1298						
350 CDI BlueEFFICIENCY OM 642.820 165Kw	05/09 → 12/10	MD-529	MD-8406	SP-1354	MS-6347	
				SP-1364	MS-6347C	
Comments: With water sensor connection use SP-1364						
350 CDI BlueEFFICIENCY, OM642.872, 195 KW	10/10 →	MD-529			MS-6347	
					MS-6347C	
350 CDI BlueTEC, OM642.820, 155 KW	05/09 →	MD-529	MD-8406	SP-1354	MS-6347	
				SP-1364	MS-6347C	
Comments: With water-sensor useSP-1364						
420 CDI, OM629, 225 KW	03/06 → 06/09			SP-2138	MS-6347	
					MS-6347C	
Comments: with water-sensor connection						
450 CDI, OM629.912, 225 KW	05/09 →			SP-2138	MS-6347	
					MS-6347C	
450 V8, M273, 250 KW	03/06 →	MD-337C	MD-9528		MS-6347	
					MS-6347C	
500 V8, M273, 285 KW	03/06 →	MD-337C	MD-9528		MS-6347	
					MS-6347C	

GLK-Class X204 (08-)

200 CDI, OM651.913, 105 KW	07/10 → 12/10	MD-683	MD-8548	SP-1354	MS-6363C	
				SP-1364		
Comments: Mahle Filtration,water sensor connector useSP-1364						
220 CDI, OM651.916, 125 KW	04/09 → 12/10	MD-683	MD-8548	SP-1354	MS-6363C	
				SP-1364		
Comments: Mahle Filtration,water sensor connector useSP-1364						
250 CDI, OM651.912, 150 KW	12/09 → 12/10	MD-683	MD-8548	SP-1354	MS-6363C	
				SP-1364		
Comments: Mahle Filtration,water sensor connector useSP-1364						
280, M272.948, 170 KW	10/08 → 06/09	MD-337C	MD-9528		MS-6363C	
300, M272.948, 170 KW	06/09 → 12/10	MD-337C	MD-9528		MS-6363C	
	04/11 →	MD-337C	MD-9528			
320 CDI, OM642.961, 165 KW	06/08 → 06/09	MD-529	MD-8406	SP-2138	MS-6363C	
				SP-1354		
Comments: For vehicles with filter heater use SP-1354						
	06/08 → 06/09	MD-529	MD-8406	SP-1364	MS-6363C	
Comments: Mahle Filtration,water sensor connector useSP-1364						
350 CDI BlueEFFICIENCY, OM642.635, 195 KW	05/12 →	MD-529				

MERCEDES-BENZ (DC)

GLK-Class X204 (08-)

350 CDI OM 642.832 170 Kw	10/10 → 12/10	MD-529		SP-1354 SP-1364	MS-6363C	
Comments: Mahle Filtration,water sensor connector useSP-1364						
	07/12 →	MD-529		SP-1354 SP-1364		
Comments: Mahle Filtration,water sensor connector useSP-1364						
350 CDI, OM642.961, 165 KW	06/09 → 12/10	MD-529	MD-8406	SP-1354 SP-1364	MS-6363C	
Comments: Mahle Filtration,water sensor connector useSP-1364						
350 CGI BlueEFFICIENCY, M276.957, 225 KW	01/11 →					
350, M272.961, 200 KW	10/08 → 12/10	MD-337C	MD-9528		MS-6363C	
	04/11 →	MD-337C	MD-9528			

M-Class W163 (97-05)

230, M11.977, 110 KW	11/97 → 08/01	MD-341	MD-9254		MS-6183 MS-6183C	
270 CDI OM 612,120 KW	12/99 → 03/00	MD-337D	MD-9628	MD-443	MS-6183 MS-6183C	
Comments: SP-1251 2000 on						
	04/00 → 06/05	MD-337D	MD-9628	SP-1251	MS-6183 MS-6183C	
Comments: SP-1251 2000 on						
320 , M112.942, 160 KW	11/97 → 12/02	MD-337C	MD-9254		MS-6183 MS-6183C	
350, M 112.970, 180 KW	10/02 → 06/05	MD-337C	MD-9254		MS-6183 MS-6183C	
350, M112, 173 KW	02/03 → 06/05	MD-337C	MD-9254		MS-6183 MS-6183C	
400 CDI, OM628, 184 KW	09/01 → 06/05		MD-9254	SP-1295	MS-6183 MS-6183C	
430 V8, M113.942, 199 KW	06/98 → 08/01	MD-337C	MD-9254		MS-6183 MS-6183C	
500 V8, M113.965, 215 KW	09/01 → 06/05	MD-337C	MD-9254		MS-6183 MS-6183C	
55 V8 Kompressor AMG, M113.980/981, 255 KW	02/00 → 06/05	MD-337C	MD-9254		MS-6183 MS-6183C	

M-Class W164 (05-10)

280 CDI, OM642.940, 140 KW	09/05 → 06/09	MD-529	MD-8406	SP-2138 SP-1354	MS-6347 MS-6347C	SP-1298
Comments: filter heater use SP-1354,water-sensor use SP-1298						
300 CDI BlueEFFICIENCY, OM 642.940, 150 KW	02/10 →	MD-529		SP-1354 SP-1364	MS-6347C MS-6347	
Comments: With water sensor connector use SP-1364						
300 CDI BlueEFFICIENCY, OM642.940, 140 KW	05/09 →	MD-529	MD-8406	SP-1354 SP-1364	MS-6347C MS-6347	SP-1298
Comments: With water sensor connector use SP-1364						
320 CDI BlueTEC, OM642.820, 155 KW	07/08 → 06/09	MD-529	MD-8406	SP-2138 SP-1354	MS-6347C MS-6347	SP-1298
Comments: filter heater use SP-1354,water-sensor use SP-1298						
320 CDI, OM642.940, 165 KW	08/05 → 06/09	MD-529	MD-8406	SP-2138 SP-1354	MS-6347C MS-6347	SP-1298
Comments: filter heater use SP-1354,water-sensor use SP-1298						
350 CDI BlueTEC,OM642.820, 155 KW	05/09 →	MD-529	MD-8406	SP-1354 SP-1364	MS-6347C MS-6347	
Comments: With water sensor connector use SP-1364						
350 CDI,OM642.940, 165 KW	05/09 → 03/10	MD-529	MD-8406	SP-1354 SP-1364	MS-6347C MS-6347	
Comments: With water sensor connector use SP-1364						
350 CDI,OM642.940, 170 KW	02/10 →	MD-529		SP-1354 SP-1364	MS-6347C MS-6347	
Comments: With water sensor connector use SP-1364						
350, M272.962, 200 KW	07/05 →	MD-337C	MD-9528		MS-6347C MS-6347	

MERCEDES-BENZ (DC)

M-Class W164 (05-10)

420 CDI, OM629.912, 225 KW	08/06 → 06/09	MD-529		SP-2138 SP-1298	MS-6347C MS-6347	
Comments: with water-sensor connection						
450 CDI, OM629.912, 225 KW	05/09 →	MD-529		SP-2138 SP-1298	MS-6347C MS-6347	
Comments: with water-sensor connection						
450 Hybrid, M272.973, 250 KW	05/09 →			SP-2138	MS-6347C	
	06/09 →	MD-337C	MD-9528		MS-6347C MS-6347	
500 V8, M113.964, 225 KW	07/05 →	MD-337C	MD-9528		MS-6347C MS-6347	
500, M273.963, 285 KW	06/07 →	MD-337C	MD-9528		MS-6347C	
63 AMG, M156E63, 375 KW	09/05 →				MS-6347C MS-6347	

M-Class W166 (11-)

250 BlueTEC, OM 651.960, 150 Kw	09/11 →	MD-683				
350 BlueEFFICIENCY, M276.955, 225KW	09/11 →					
350 CDI BlueTEC, OM642.826, 180 KW	09/11 →	MD-529				
500 BlueEFFICIENCY, M248.928, 300 KW	02/12 →					
63 AMG Performance+, M157.982, 410 KW	02/12 →					
63 AMG, M157.982, 386 KW	02/12 →					

Maybach W240 (02-)

550 S 6.0 V12, M285.950, 403 KW	09/02 →	MD-471			MS-6100 MS-6384C	
570 S 6.0 V12, M275, 450 KW	03/05 → 06/10	MD-471			MS-6100 MS-6384C	
Comments: Dust filter for activated charcoal filte						
620 S 6.0 V12 Zeppelin, M285.950, 471 KW	09/09 →	MD-471			MS-6100 MS-6384C	
620 S 6.0 V12, M285.950, 463 KW	06/10 →	MD-471			MS-6100 MS-6384C	

MB-Series W631 (80-)

100 D, OM616, 41 KW	10/81 → 12/89	MD-217	MD-7006	SP-889		
180 D, OM616, 56 KW	10/93 →	MD-217	MD-7116	SP-889		
OM616 Vorfilter/primary	10/85 →			FF-015		

R-Class W251 (05-)

280 CDI, OM 642, 140 KW	01/09 → 06/09	MD-529		SP-1364 SP-2138	MS-6347 MS-6347C	
Comments: SP-1364: with water sensor connection						
	12/08 → 06/09	MD-529		SP-1298 SP-2138	MS-6347 MS-6347C	
Comments: SP-1298: Optional extra/with water sensor con.						
	06/06 → 06/09	MD-529		SP-1354 SP-2138	MS-6347 MS-6347C	
Comments: SP-1354: For vehicles with filter heater						
280, M272.945, 170 KW	07/07 → 06/09	MD-337C	MD-9528		MS-6347 MS-6347C	
300 CDI BlueEFFICIENCY, OM 642, 140 KW	05/09 →	MD-529	MD-8406	SP-1354 SP-1364	MS-6347 MS-6347C	
Comments: SP-1364: With water sensor connection						
300, M272.945, 170 KW	05/09 →	MD-337C	MD-9528		MS-6347 MS-6347C	
320 CDI BlueTEC, OM 642, 155 KW	07/08 →	MD-529		SP-2138 SP-1354	MS-6347 MS-6347C	
Comments: For vehicles with filter heater use SP-1354						

MERCEDES-BENZ (DC)

R-Class W251 (05-)

320 CDI, OM 642, 165 KW	10/05 →	MD-529	MD-8406	SP-2138 SP-1354	MS-6347 MS-6347C	
Comments: with filter heater SP-1354						
	12/08 → 06/09	MD-529	MD-8406	SP-1364	MS-6347 MS-6347C	
Comments: with water-sensor connection						
	10/05 → 12/08	MD-529	MD-8406	SP-1298	MS-6347 MS-6347C	
Comments: with water-sensor connection						
350 BlueEFFICIENCY, 225 KW	09/11 →				MS-6347 MS-6347C	
350 CDI BlueTEC, OM642, 155 KW	05/09 →	MD-529	MD-8406	SP-1354 SP-1364	MS-6347 MS-6347C	
Comments: SP-1364: With water sensor connection						
350 CDI, OM 642.950, 165 KW	05/09 →	MD-529	MD-8406	SP-1354 SP-1364	MS-6347 MS-6347C	
Comments: SP-1364: With water sensor connection						
350 CDI, OM642, 195 KW	05/09 →	MD-529	MD-8406		MS-6347 MS-6347C	
350, M272, 200 KW	09/05 →	MD-337C	MD-9528		MS-6347 MS-6347C	
500 V8, M113, 225 KW	09/05 → 06/07	MD-337C	MD-9528		MS-6347 MS-6347C	
500, M273.963, 285 KW	07/07 →	MD-337C	MD-9528		MS-6347 MS-6347C	
63 AMG, M 156.E63, 375 KW	02/06 →				MS-6347 MS-6347C	

S-Class W116 (72-80)

280 S, M110.922, 115 KW	08/72 → 07/77	MD-171A		FF-009		
	08/72 → 07/80	MD-171A		FF-009		TR-057
Comments: TR-057: With automatic gearbox.						
280 S, M110.922, 118KW	08/72 → 08/77	MD-171A		FF-009		
	09/77 → 09/80	MD-171A		FF-009		TR-057
Comments: TR-057: With automatic gearbox.						
280 SE/SEL, M110.985, 130 KW	08/72 → 08/77	MD-171A	MD-246	SP-2005		
	09/77 → 07/80	MD-171A	MD-246	SP-2005		TR-057
Comments: TR-057: With automatic gearbox.						
280 SE/SEL, M110.985, 136 KW	08/72 → 08/77	MD-5012	MD-246	SP-2005		
	09/77 → 07/80	MD-5012	MD-246	SP-2005		TR-057
Comments: TR-057: With automatic gearbox.						
350 SE/SEL, M116.985, 143KW	08/76 → 03/80	MD-171A	MD-9094	SP-2005		
350 SE/SEL, M116.985, 151KW	08/76 → 03/80	MD-171A	MD-9094	SP-2005		
450 SE/SEL, 170 KW	07/76 → 12/80	MD-171A	MD-9094	SP-2005		
450 SEL 6.9, 210 KW	07/75 → 03/80	MD-141	MD-9094			

S-Class W126 (79-91)

2600i, SE, 122 KW	09/85 → 06/91	SP-933	MD-9036	SP-2008		
2800 S, 115KW	12/79 → 07/85	MD-171A		FF-009		
2800i SE,SEL, 136KW	12/79 → 07/85	MD-171A		FF-009		
3000i, 132 KW	09/85 → 06/90	SP-933	MD-9036	SP-2008		
3000TD Vorfilter/primary	11/85 → 06/90	MD-249	MD-5050	FF-015		
380 V8 SE, SEL, SEC, 150KW	12/79 → 08/85	MD-171A	MD-9094	SP-2005		
4200i V8, SE, SEL, SEC, 165 KW	09/85 → 06/90	MD-171A	MD-9094	SP-2008		
5000i V8 SE, SEL, SEC, 177 KW	09/79 → 09/85	MD-171A	MD-9094	SP-2005		
5000i V8 SE, SEL, SEC, 185 KW	09/85 → 06/91	MD-171A	MD-9094	SP-2005		
560 V8 SE, SEL, SEC, 220 KW	10/85 → 06/91	MD-171A	MD-9094	SP-2008		

S-Class W140 (91-98)

280, 145 KW	06/93 → 09/98	MD-341	MD-9474	SP-2008	MS-6197	
320, 170 KW	04/90 → 07/92	MD-281		SP-2008	MS-6197	
350 TD, 110 KW	06/93 → 09/98	MD-249	MD-9236	SP-1038	MS-6197	
400 V8, 205 KW	01/92 → 08/93		MD-9230	SP-2008	MS-6197	
420 V8, 210 KW	09/93 → 09/97		MD-9230	SP-2003	MS-6197	

MERCEDES-BENZ (DC)

S-Class W140 (91-98)

500 V8, 235 KW	10/92 → 08/93		MD-9230	SP-2008	MS-6197	
	09/93 → 09/97		MD-9230	SP-2003	MS-6197	
600 V12, M120.980,290KW	01/92 → 08/98	MD-495	MD-9424	SP-2008	MS-6197	
	09/93 → 09/97	MD-495	MD-9424	SP-2003	MS-6197	

S-Class W220 (98-05)

280, M112, 150 KW	10/98 → 11/02	MD-337C	MD-9528	SP-2121	MS-6100 MS-6384C	
320 CDI, 165 KW	10/02 →	MD-441	MD-9628	MD-443	MS-6100 MS-6384C	
320 CDI, OM648.960, 150 KW	10/02 → 12/05	MD-441	MD-5230		MS-6100 MS-6384C	
	01/03 → 10/05	MD-441	MD-5228		MS-6100 MS-6384C	
320, M112, 165 KW	10/98 → 11/02	MD-337C	MD-9528	SP-2121	MS-6100 MS-6384C	
400 CDI, OM628, 184 KW	07/00 → 10/05	MD-337C		SP-1295	MS-6100 MS-6384C	
430 V8, M113.948, 205 KW	10/98 → 10/05	MD-337C	MD-9528	SP-2121	MS-6100 MS-6384C	
500, M113.966, 225 KW	10/98 → 10/05	MD-337C	MD-9528	SP-2121	MS-6100 MS-6384C	
55 AMG, M113.986, 265 KW	04/99 → 11/02	MD-337C	MD-9528	SP-2121	MS-6100 MS-6384C	
55 AMG, M113.991, 367 KW	10/02 → 10/05	MD-337C	MD-9528	SP-2121	MS-6100 MS-6384C	
600 V12, M275.950, 367 KW	10/02 → 10/05	MD-471			MS-6100 MS-6384C	
63 AMG, M137, 326 KW	09/01 → 11/02	MD-337C		SP-2121	MS-6100 MS-6384C	
65 AMG, M275.980, 450 KW	12/03 → 10/05	MD-471			MS-6100 MS-6384C	

S-Class W221 (05-)

250 CDI BlueEFFICIENCY OM 651.961 150Kw Comments: With water sensor connector	12/10 →	MD-683		SP-1364	MS-6312	
320 CDI, OM642, 173 KW	02/06 → 07/09	MD-529	MD-8406	SP-2138 SP-1298	MS-6312	
350 BlueEFFICIENCY, M276.950, 225 KW	11/10 →				MS-6312	
350 CDI BlueTEC, OM642, 190 KW	09/10 →	MD-529	MD-8406		MS-6312	
350 CDI, OM642, 173 KW	06/09 →	MD-529	MD-8406	SP-2138 SP-1298	MS-6312	
350, M272, 200 KW	09/05 → 12/10	MD-337C	MD-9528		MS-6312	
400 HYBRID, M272.974, 205 KW Comments: with water-sensor connection	06/09 →	MD-337C	MD-9528		MS-6312	
420 CDI, OM629, 235 KW Comments: with water-sensor connection	12/06 → 07/09			SP-2138 SP-1298	MS-6312	
450 CDI, OM629, 235 KW Comments: with water-sensor connection	02/06 → 07/09			SP-2138 SP-1298	MS-6312	
450, M273, 250 KW	09/06 →	MD-337C	MD-9528		MS-6312	
500 BlueEFFICIENCY, M273, 320 KW	11/10 →	MD-337C			MS-6312	
500, M273, 285 KW	09/05 →	MD-337C	MD-9528		MS-6312	
600 V12, M275, 380 KW	02/06 →	MD-471			MS-6312	
63 AMG, M156.984, 386 KW	12/06 → 11/10				MS-6312	
63 AMG, M157.980, 400 KW	10/10 →				MS-6312	
63 AMG, M157.980, 420 KW	02/12 →				MS-6312	
65 AMG, M275.982, 450 KW	09/06 → 08/10	MD-471			MS-6312	
65 AMG, M275.982, 463 KW	07/10 →	MD-471			MS-6312	

SL-Class R107 (71-89)

MERCEDES-BENZ (DC)

SL-Class R107 (71-89)

280, M110.990, 130KW	06/76 → 08/77	MD-171A	MD-246	SP-2005		
	09/77 → 09/81	MD-171A	MD-246	SP-2005		TR-057
Comments: TR-057: With automatic gearbox.						
280, M110.990, 136KW	08/74 → 08/77	MD-171A	MD-246	SP-2005		
	09/77 → 03/84	MD-171A	MD-246	SP-2005		TR-057
Comments: TR-057: With automatic gearbox.						
	04/84 → 07/85	MD-171A	MD-246	SP-2005		
300, M103.962, 138 KW	09/85 → 08/89	MD-171A		SP-2008		
350, M116.984, 143KW	08/76 → 02/80	MD-171A	MD-9094	SP-2005		
380, M116.960, 160KW	07/80 → 08/81	MD-171A	MD-9094	SP-2008		
380, M116.962, 150KW	09/80 → 08/85	MD-171A	MD-9094	SP-2008		
420, M116.964, 160 KW	01/86 → 08/89	MD-171A	MD-9094	SP-2008		
450, M117.985, 160 KW	09/75 → 10/80	MD-171A	MD-9094	SP-2005		
500, M117.960, 170 KW	05/80 → 12/85	MD-171A	MD-9094	SP-2008		
500, M117.964, 180 KW	01/86 → 08/89	MD-171A	MD-9094	SP-2008		

SL-Class R129 (89-01)

280 V6, M104.943, 142 KW	08/93 → 08/94	MD-341	MD-9308	SP-2008	MS-6139	
	09/94 → 09/95	MD-341	MD-9308	SP-2003	MS-6139	
320 V6, M104.991, 170 KW	08/93 → 08/93	MD-341	MD-9308	SP-2008	MS-6139	
	09/94 → 09/95	MD-341	MD-9308	SP-2003	MS-6139	
500 V8, M119.972, 235 KW	09/92 → 08/94		MD-9230	SP-2008	MS-6139	
	09/94 → 06/98		MD-9230	SP-2003	MS-6139	
55 AMG, M113.98,260 KW	03/00 → 08/01	MD-337C	MD-9528	SP-2121	MS-6139	
60 AMG, 120.981, 280 KW	05/97 → 08/01	MD-495	MD-9424	SP-2003	MS-6139	
600 V12, M120.98/1/983,290 KW	09/94 → 08/01	MD-495	MD-9424	SP-2003	MS-6139	
	07/92 → 08/94	MD-495	MD-9424	SP-2008	MS-6139	
600 V12,M120.981, 280 KW	05/97 → 08/01	MD-495	MD-9424	SP-2003	MS-6139	

SL-Class R230 (01-)

280, M272, 170 KW	03/08 → 04/09		MD-9528	SP-2121	MS-6419C	
350, M112.973, 180 KW	11/02 → 02/06	MD-337C	MD-9528	SP-2121	MS-6419C	
350, M272, 200 KW	03/06 →	MD-337C	MD-9528	SP-2121	MS-6419C	
500, M113.963, 225 KW	09/01 → 02/06	MD-337C	MD-9528	SP-2121	MS-6419C	
500, M273, 285 KW	03/06 →	MD-337C	MD-9528	SP-2121	MS-6419C	
55 AMG, M113, 368 KW	06/02 → 02/06	MD-337C		SP-2003	MS-6419C	
55 AMG, M113, 380 KW	03/06 →	MD-337C		SP-2003	MS-6419C	
55 AMG, M113.992, 350 KW	09/01 → 06/02	MD-337C		SP-2003	MS-6419C	
600 V12, M275, 380 KW	03/06 →	MD-471			MS-6419C	
600 V12, M275.951, 368 KW	02/03 → 02/06	MD-471			MS-6419C	
63 AMG, M159.981 386 KW	03/08 →				MS-6419C	
65 AMG, M275, 450 KW	05/04 →	MD-471			MS-6419C	
65 AMG, M275, 450KW	05/04 →	MD-471			MS-6419C	

SL-Class W113 (63-71)

230, 110 KW	01/63 → 12/67	MD-051A	MD-246			
250, 110KW	01/66 → 12/68	MD-051A	MD-246	MD-141		
280, M130.983, 125KW	01/68 → 12/71	MD-051A	MD-246	MD-141		

SLC (C107) (72-81)

2800, M110.990, 130 KW	06/76 → 08/77	MD-171A	MD-246	SP-2005		
	08/77 → 08/81	MD-171A	MD-246	SP-2005		TR-057
Comments: TR-057: With automatic gearbox.						
2800, M110.990, 136 KW	08/74 → 08/75	MD-171A	MD-246			
	09/75 → 08/77	MD-171A	MD-246	SP-2005		
	09/77 → 09/81	MD-171A	MD-246	SP-2005		TR-057
Comments: TR-057: With automatic gearbox.						
3500 M116.984, 143 KW	03/76 → 07/76	MD-171A		SP-2005		
Comments: .						
	08/76 → 02/80	MD-171A	MD-9094	SP-2005		
Comments: .						
3500 M116.984, 147 KW	01/72 → 02/76	MD-171A				
Comments: .						

MERCEDES-BENZ (DC)

SLC (C107) (72-81)

3800, M116.960, 160 KW	07/80 → 08/81	MD-171A	MD-9094	SP-2005 SP-2008		TR-007
Comments: SP-2008: Export model U.S.A, TR-007: With automatic gearbox 722.3+722.4+722.300-722.371.						
4500, M117.960, 177 KW	06/78 → 02/80	MD-171A	MD-9094	SP-2005		
4500, M117.985, 160 KW	09/75 → 07/76	MD-171A		SP-2005		
	08/76 → 08/79	MD-171A	MD-9094	SP-2005		
4500, M117.985, 165 KW	01/73 → 11/75	MD-171A	MD-9094	SP-2005 SP-2008		TR-007

Comments: SP-2008: Export model U.S.A, TR-007: With automatic gearbox 722.3+722.4+722.300-722.371.

SLK-Class R170 (96-04)

200 Kompressor, M111.943,141KW	10/96 → 04/00	MD-341	MD-9742	SP-2003	MS-6101	
200 Kompressor, M111.958,120 KW	03/00 → 04/04	MD-341	MD-9742	SP-2003	MS-6101	
200, M111.946, 100 KW	09/96 → 04/00	MD-341	MD-9742	SP-2003	MS-6101	
230 Kompressor, M111.973, 142 KW	09/96 → 04/00	MD-341	MD-9742	SP-2003	MS-6101	
230 Kompressor, M111.983, 145 KW	03/00 → 04/04	MD-341	MD-9742	SP-2003	MS-6101	
32 AMG, M112.960, 260 KW	03/00 → 04/04		MD-8444	SP-2121	MS-6101	
Comments: Left Hand Drive						
320, M112.947, 160 KW	03/00 → 04/04		MD-8444	SP-2121	MS-6101	
Comments: Left Hand Drive						

SLK-Class R171 (04-11)

200 Kompressor, M271.944,120KW,	03/04 → 05/08	MD-543	MD-8118		MS-6354C	TR-013
200 Kompressor, M271.954,135 KW,	03/08 → 02/11	MD-543	MD-8118		MS-6354C	TR-013
280, M272, 170 KW	05/05 → 03/09	MD-337C	MD-9528		MS-6354C	TR-013
300, M272.942, 170 KW	04/09 → 02/11	MD-337C	MD-9528		MS-6354C	TR-013
350, M272, 200 KW	06/04 → 05/08	MD-337C	MD-9528		MS-6354C	TR-013
350, M272, 224 KW	03/08 → 02/11	MD-337C	MD-9528		MS-6354C	TR-013
55 AMG, M113. E55 EVO, 294 KW	07/06 →		MD-9528		MS-6354C	
55 AMG, M113.989, 265 KW	08/04 → 02/11		MD-9528		MS-6354C	

SLK-Class R172 (11-)

200 CGI BlueEFFICIENCY, M271.816, 135 Kw	03/11 →	MD-661	MD-8500		MS-6354C	
250 CDI, OM651.980,150Kw	10/11 →	MD-683		SP-1364	MS-6354C	
Comments: With water sensor connection						
250 CGI BlueEFFICIENCY, M271.861, 150 Kw	03/11 →	MD-661	MD-8500		MS-6354C	
350 CGI BlueEFFICIENCY, M276.956, 225 Kw	03/11 →				MS-6354C	
55 AMG, M152.980, 310Kw	09/11 →				MS-6354C	

SLR R199 (04-10)

5.4 722, M 155.980, 478 KW	09/06 → 01/10		MD-9512		MS-6419C	TR-013
5.4, M 155.980, 460 KW	04/04 → 01/10		MD-9512		MS-6419C	TR-013

SLS AMG C197 (10-)

6.3 AMG, M159.980	03/10 → 12/10				MS-6363C	
-------------------	---------------	--	--	--	----------	--

Sprinter I 901-904 (95-)

208 CDI, OM611 DELA, 60 KW	04/00 → 05/06	MD-337D	MD-9362 MD-9584	SP-1116 SP-1309	MS-6025 MS-6025C	
208 D, OM601.943, 59 KW	02/95 → 06/00	MD-491	MD-9362 MD-9584	SP-1038	MS-6025 MS-6025C	
208 D, OM601.943, 60 KW	10/96 → 06/00	MD-491	MD-9362 MD-9584	SP-1038	MS-6025 MS-6025C	
213 CDI, OM611DELA, 95 KW	04/00 → 05/06	MD-337D	MD-9362 MD-9584	SP-1116 SP-1309	MS-6025 MS-6025C	
214, M111, 92 KW	04/00 → 05/06	MD-341	MD-9362 MD-9584	SP-2003	MS-6025 MS-6025C	
216 CDI, OM612 DELA, 115 KW	04/00 → 05/06	MD-337D	MD-9362 MD-9584	SP-1236	MS-6025 MS-6025C	
Comments: Fuel Filter With Sensor						
	04/00 → 05/06	MD-337D	MD-9362 MD-9584	SP-1298	MS-6025 MS-6025C	
Comments: with water-sensor connection						
308 CDI, OM611 DELA, 60 KW	04/00 → 05/06	MD-337D	MD-9362 MD-9584	SP-1116 SP-1309	MS-6025 MS-6025C	

MERCEDES-BENZ (DC)

Sprinter I 901-904 (95-)

308 D, OM 601.93 58-60 KW	03/95 → 05/00	MD-285	MD-9362 MD-9584	SP-1038	MS-6025 MS-6025C	
308 E, Electric Motor 40 KW	04/00 →				MS-6025 MS-6025C	
310 D, OM 602.986, 75 KW	02/95 → 06/00	MD-285	MD-9362 MD-9584	SP-1038	MS-6025 MS-6025C	
311 CDI, OM 611 DELA, 80 KW	04/00 → 05/06	MD-337D	MD-9362 MD-9584	SP-1116 SP-1309	MS-6025 MS-6025C	
311 CDI, OM611, 80 KW	04/00 → 05/06	MD-337D	MD-9362 MD-9584	SP-1116	MS-6025 MS-6025C	
312 D, OM 602.980 DELA, 90 KW	02/95 → 06/00	MD-285	MD-9362 MD-9584	SP-1038	MS-6025 MS-6025C	
313 CDI, OM611 DELA, 95 KW	04/00 → 05/06	MD-337D	MD-9362 MD-9584	SP-1116 SP-1309	MS-6025 MS-6025C	
314, M111, 92 KW	04/00 → 05/06	MD-341	MD-9362 MD-9584	SP-2003	MS-6025 MS-6025C	
314, M111.979 E23, 105 KW	02/95 → 04/00	MD-341	MD-9362 MD-9584	SP-2003	MS-6025 MS-6025C	
316 CDI, OM 612 DELA, 115 KW	04/00 → 05/06	MD-337D	MD-9362 MD-9584	SP-1116 SP-1309	MS-6025 MS-6025C	
Comments: Fuel Filter With Sensor	04/00 → 05/06	MD-337D	MD-9362 MD-9584	SP-1298	MS-6025 MS-6025C	
Comments: with water-sensor connection						
316 CDI, OM612, 115 KW	04/00 → 05/06	MD-337D	MD-9362 MD-9584	SP-1116	MS-6025 MS-6025C	
408 CDI, OM 611 DELA, 60 KW	04/00 → 05/06	MD-337D	MD-9362 MD-9584	SP-1116 SP-1309	MS-6025 MS-6025C	
408 CDI, OM611, 60 KW	04/00 → 05/06	MD-337D	MD-9362 MD-9584	SP-1116	MS-6025 MS-6025C	
408 D, OM 601.943, 58 KW	02/96 → 06/00	MD-491	MD-9362 MD-9584	SP-1038	MS-6025 MS-6025C	
410 D, OM 602.980 LA, 75 KW	02/95 → 06/00	MD-285	MD-9362 MD-9584	SP-1038	MS-6025 MS-6025C	
411 CDI, OM611 DELA, 80 KW	04/00 → 05/06	MD-337D	MD-9362 MD-9584	SP-1116 SP-1309	MS-6025 MS-6025C	
412 D, OM 602.980 DELA, 85 KW	02/95 → 06/00	MD-285	MD-9362 MD-9584	SP-1038	MS-6025 MS-6025C	
412 D, OM 602.980 DELA, 90 KW	02/95 → 06/00	MD-285	MD-9362 MD-9584	SP-1038	MS-6025 MS-6025C	
413 CDI, OM 611 DELA, 95 KW	04/00 → 05/06	MD-337D	MD-9362 MD-9584	SP-1116 SP-1309	MS-6025 MS-6025C	
414, M 111.979 E23, 105 KW	07/95 → 05/06	MD-341	MD-9362 MD-9584	SP-2003	MS-6025 MS-6025C	
416 CDI, OM 612, 115 KW	04/00 → 05/06	MD-337D	MD-9362 MD-9584	SP-1116	MS-6025 MS-6025C	
	12/03 → 05/06	MD-337D	MD-9362 MD-9584	SP-1236	MS-6025 MS-6025C	
Comments: with connection for water suction	01/04 → 05/06	MD-337D	MD-9362 MD-9584	SP-1298	MS-6025 MS-6025C	

Comments: with water-sensor connection

Sprinter II 906 (06-)

209 CDI, OM646 LA, 65 KW	04/06 →	MD-337D	MD-8282	SP-2138 SP-1298	MS-6330 MS-6330C	TR-013
210 CDI, OM 651 LA, 70Kw	05/09 →	MD-683	MD-8282	SP-1354 SP-1365	MS-6330 MS-6330C	TR-013
Comments: Mahle Filtration no Intergated Heating use SP-1365						
211 CDI, OM646 LA, 80 KW	04/06 →	MD-337D	MD-8282	SP-2138 SP-1298	MS-6330 MS-6330C	TR-013

MERCEDES-BENZ (DC)

Sprinter II 906 (06-)

213 CDI, OM646 LA, 95 KW	04/06 → 04/09	MD-337D	MD-8282	SP-2138 SP-1298	MS-6330 MS-6330C	TR-013
Comments: Engine code OM 646 LA, SP-1298 w/sensor connection						
213 CDI, OM651 LA, 95 KW	05/09 →	MD-683	MD-8282		MS-6330 MS-6330C	TR-013
215 CDI, OM646 LA, 95 KW	05/09 →		MD-8282	SP-1354 SP-1365	MS-6330 MS-6330C	TR-013
Comments: Mahle Filtration no Intergated Heating use SP-1365						
215 CDI, OM646 LA, 110 KW	04/06 →	MD-337D	MD-8282	SP-2138 SP-1298	MS-6330 MS-6330C	TR-013
216 CDI, OM 651 LA, 120 KW	05/09 →	MD-683	MD-8282	SP-1354 SP-1365	MS-6330 MS-6330C	TR-013
Comments: Mahle Filtration no Intergated Heating use SP-1365						
218 CDI, OM642 LA, 135 KW	04/06 →	MD-337D	MD-8282	SP-2138 SP-1298	MS-6330 MS-6330C	TR-013
219 CDI V6, OM 642 LA, 140 Kw	05/09 →	MD-529	MD-8282	SP-1354 SP-1365	MS-6330 MS-6330C	TR-013
Comments: Mahle Filtration no Intergated Heating use SP-1365						
224 V6, M272 E35, 190 KW	04/06 →	MD-337C	MD-8282		MS-6330 MS-6330C	TR-013
309 CDI, OM646 LA, 65 KW	04/06 →	MD-337D	MD-8282	SP-2138 SP-1298	MS-6330 MS-6330C	TR-013
310 CDI, OM 651 LA, 70 Kw	05/09 →	MD-683	MD-8282	SP-1354 SP-1365	MS-6330 MS-6330C	TR-013
Comments: Mahle Filtration no Intergated Heating use SP-1365						
311 CDI, OM646 LA, 80 KW	04/06 →	MD-337D	MD-8282	SP-2138 SP-1298	MS-6330 MS-6330C	TR-013
313 CDI, OM646 LA, 95 KW	04/06 → 04/09	MD-337D	MD-8282	SP-2138 SP-1298	MS-6330 MS-6330C	TR-013
Comments: Engine code OM 646 LA, SP-1298 w/sensor connection						
313 CDI, OM651 LA, 95 KW	05/09 →	MD-683	MD-8282		MS-6330 MS-6330C	TR-013
313 CDI, OM651 LA, 95 KW	05/09 →		MD-8282	SP-1354 SP-1365	MS-6330 MS-6330C	TR-013
Comments: Mahle Filtration no Intergated Heating use SP-1365						
315 CDI, OM646 LA, 110 KW	04/06 →	MD-529	MD-8282	SP-2138 SP-1298	MS-6330 MS-6330C	TR-013
316 CDI, OM 651 LA, 120Kw	05/09 →	MD-683	MD-8282	SP-1354 SP-1365	MS-6330 MS-6330C	TR-013
Comments: Mahle Filtration no Intergated Heating use SP-1365						
318 CDI, OM646 LA, 135 KW	04/06 →	MD-529	MD-8282	SP-2138 SP-1298	MS-6330 MS-6330C	TR-013
319 CDI V6, OM 642 LA, 140 Kw	05/09 →	MD-529	MD-8282	SP-1354 SP-1365	MS-6330 MS-6330C	TR-013
Comments: Mahle Filtration no Intergated Heating use SP-1365						
324 V6, M272 E35, 190 KW	04/06 →	MD-337C	MD-8282		MS-6330 MS-6330C	TR-013
410 CDI, OM 651 LA, 70Kw	05/09 →	MD-683	MD-8282	SP-1343 SP-1365	MS-6330 MS-6330C	TR-013
Comments: Mahle Filtration no Intergated Heating use SP-1365						
411 CDI, OM646 LA, 80 KW	04/06 →	MD-337D	MD-8282	SP-2138 SP-1298	MS-6330 MS-6330C	TR-013
413 CDI, OM 651 LA, 95Kw	04/06 →	MD-683	MD-8282	SP-1354 SP-1365	MS-6330 MS-6330C	TR-013
Comments: Mahle Filtration no Intergated Heating use SP-1365						
415 CDI, OM646 LA, 110 KW	04/06 →	MD-337D	MD-8282	SP-2138 SP-1298	MS-6330 MS-6330C	TR-013
416 CDI, OM 651 LA, 120Kw	05/09 →	MD-683	MD-8282	SP-1354 SP-1365	MS-6330 MS-6330C	TR-013
Comments: Mahle Filtration no Intergated Heating use SP-1365						
418 CDI, OM642 LA, 135 KW	04/06 →	MD-529	MD-8282	SP-2138 SP-1298	MS-6330 MS-6330C	TR-013

MERCEDES-BENZ (DC)

Sprinter II 906 (06-)

419 CDI V6, OM 642 LA, 140 Kw	05/09 →	MD-529	MD-8282	SP-1354 SP-1365	MS-6330 MS-6330C	TR-013
Comments: Mahle Filtration no Intergated Heating use SP-1365						
424 V6, M272 E35, 190 KW	04/06 →	MD-337C	MD-8282		MS-6330 MS-6330C	TR-013
509 CDI, OM646 LA, 65 KW	04/06 →	MD-337D	MD-8282	SP-2138 SP-1298	MS-6330 MS-6330C	TR-013
510 CDI, OM 651 LA, 70Kw	05/09 →	MD-683	MD-8282	SP-1354 SP-1365	MS-6330 MS-6330C	TR-013
Comments: Mahle Filtration no Intergated Heating use SP-1365						
511 CDI, OM646 LA, 80 KW	04/06 →	MD-337D	MD-8282	SP-2138 SP-1298	MS-6330 MS-6330C	TR-013
513 CDI, OM646 LA, 95 KW	04/06 → 04/09	MD-337D	MD-8282	SP-2138 SP-1298	MS-6330 MS-6330C	TR-013
Comments: Engine code OM 646 LA, SP-1298 w/sensor connection						
	05/09 →	MD-683	MD-8282		MS-6330 MS-6330C	TR-013
513 CDI, OM651 LA, 95 KW	05/09 →		MD-8282	SP-1354 SP-1365	MS-6330 MS-6330C	TR-013
Comments: Mahle Filtration no Intergated Heating use SP-1365						
515 CDI, OM646 LA, 110 KW	04/06 →	MD-337D	MD-8282	SP-2138 SP-1298	MS-6330 MS-6330C	TR-013
516 CDI, OM 651 LA, 120Kw	04/06 →	MD-683	MD-8282	SP-1354 SP-1365	MS-6330 MS-6330C	TR-013
Comments: Mahle Filtration no Intergated Heating use SP-1365						
518 CDI V6, OM642 LA, 135 KW	04/06 →	MD-337D	MD-8282	SP-2138	MS-6330 MS-6330C	TR-013
519 CDI V6, OM 642 LA, 140 Kw	05/09 →	MD-529	MD-8282	SP-1354 SP-1365	MS-6330 MS-6330C	TR-013
Comments: Mahle Filtration no Intergated Heating use SP-1365						
524 V6, M272 E35, 190 KW	04/06 →	MD-337C	MD-8282		MS-6330	TR-013

Transporter 207-210 (71-96)

207 D, OM616	04/77 → 12/82	MD-217	MD-5016	FF-015		
207 D, OM616	04/77 → 12/82	MD-217	MD-5016	SP-889		
208 D, OM601	10/88 → 02/96	MD-051A	MD-7074	SP-1038		
208, M102	05/77 → 08/82	MD-051A		FF-009		
210 D, OM602	10/88 → 02/96	MD-249	MD-7074	SP-1038		
210, M102	08/82 → 10/89	MD-237	MD-286	FF-009		
	05/89 → 02/96	MD-237	MD-286			

Transporter 307-310 (71-96)

Austin A70	05/77 → 08/81	MD-217		SP-889		
307 D, OM616	09/82 → 01/90	MD-217	MD-5016	SP-889		
308 D, OM601	11/88 → 12/96	MD-249	MD-7074	SP-1038		
308, M115	05/77 → 08/81	MD-051A	MD-162	FF-009		
309 D, OM617	05/77 → 10/88	MD-217	MD-5016	SP-889		
310 D, OM6020	09/81 → 02/96	MD-237	MD-286	FF-009		
310, M102	11/88 → 02/96	MD-249	MD-7074	SP-1038		
Austin A60	01/71 → 07/77	SP-838				

Transporter 407-410 (67-96)

407 D, OM616	05/77 → 08/81	MD-217		SP-889		
	09/81 → 10/88	MD-217	MD-5016	SP-889		
408 D, OM314	11/88 → 12/95	MD-249	MD-7074	SP-1038		
	09/68 → 12/69	MD-237	MD-286	FF-009		
408 G, M115	01/68 → 12/72	MD-171A		MD-141/1		
409 D, OM617	04/82 → 01/89	MD-217	MD-5016	SP-889		
409, M115	01/75 → 08/82	MD-249	MD-7074	SP-1038		
410 D, OM602	09/88 → 12/95	MD-217	MD-5016	FF-015		

Transporter 507-510 (77-89)

507 D, OM 616	05/77 → 02/89	MD-217	MD-9232	SP-889		
508 D, OM616	03/82 → 10/89	MD-249		SP-1038		

MERCEDES-BENZ (DC)

Transporter 507-510 (77-89)

510 D, OM 616	04/86 → 12/89	MD-237	MD-9232			
---------------	---------------	--------	---------	--	--	--

V-Class 638/2 (96-03)

200 CDI, OM 611, 75 KW	01/99 → 10/03	MD-337D	MD-9362 MD-9584	SP-1116 SP-1309	MS-6026	
------------------------	---------------	---------	--------------------	--------------------	---------	--

Comments: SP-1309 with water sensor connection

200, M111, 100 KW	04/96 → 10/03	MD-341	MD-9414	SP-2003	MS-6026	
-------------------	---------------	--------	---------	---------	---------	--

200, M111, 95 KW	02/97 → 10/03	MD-341	MD-9414	SP-2003	MS-6026	
------------------	---------------	--------	---------	---------	---------	--

220 CDI, OM 611, 90 KW	01/99 → 10/03	MD-337D	MD-9362 MD-9584	SP-1116 SP-1309	MS-6026	
------------------------	---------------	---------	--------------------	--------------------	---------	--

Comments: SP-1309 with water sensor connection

220 CDI, OM 611, 92 KW	01/99 → 10/03	MD-337D	MD-9362 MD-9584	SP-1116 SP-1309	MS-6026	
------------------------	---------------	---------	--------------------	--------------------	---------	--

Comments: SP-1309 with water sensor connection

230 TD, OM601, 72 KW	04/96 → 10/03	MD-285	MD-9414	SP-1038	MS-6026	
----------------------	---------------	--------	---------	---------	---------	--

230, M111, 105 KW	04/96 → 10/03	MD-341	MD-9414	SP-2003	MS-6026	
-------------------	---------------	--------	---------	---------	---------	--

280 V6, M104, 128 KW	08/97 → 10/03	MD-353	MD-9414	SP-2003	MS-6026	
----------------------	---------------	--------	---------	---------	---------	--

Vaneo W414 (01-05)

1.6 CDI, OM 668, 55 KW	09/01 → 09/05	MD-445	MD-5224	SP-1116 SP-1309	MS-6173	
------------------------	---------------	--------	---------	--------------------	---------	--

1.6, M166, 60 KW	09/01 → 09/05	MD-351	MD-5154	SP-2122	MS-6173	
------------------	---------------	--------	---------	---------	---------	--

1.6, M166, 75 KW	09/01 → 09/05	MD-351	MD-5154	SP-2122	MS-6173	
------------------	---------------	--------	---------	---------	---------	--

1.7 CDI, OM 668, 66 KW	09/01 → 09/05	MD-445	MD-5224	SP-1116 SP-1309	MS-6173	
------------------------	---------------	--------	---------	--------------------	---------	--

1.9, M166, 92 KW	09/01 → 09/05	MD-351	MD-5154	SP-2122	MS-6173	
------------------	---------------	--------	---------	---------	---------	--

Viano 639 (03-)

2.0 CDI, OM 646, 80 KW	09/03 → 12/06	MD-337D	MD-8164	SP-2138 SP-1298	MS-6323C MS-6323	TR-013
------------------------	---------------	---------	---------	--------------------	---------------------	--------

2.0 CDI, OM 646, 85 KW	09/06 → 08/10	MD-337D	MD-8164	SP-2138 SP-1298	MS-6323C MS-6323	TR-013
------------------------	---------------	---------	---------	--------------------	---------------------	--------

2.0 CDI, OM 651 LA, 100 KW	09/10 →	MD-683	MD-8164	SP-1354	MS-6323C MS-6323	TR-013
----------------------------	---------	--------	---------	---------	---------------------	--------

2.2 CDI, OM 646, 110 KW	09/03 → 08/10	MD-337D	MD-8164	SP-2138 SP-1298	MS-6323C MS-6323	TR-013
-------------------------	---------------	---------	---------	--------------------	---------------------	--------

2.2 CDI, OM 651 LA, 120 KW	09/10 →	MD-683	MD-8164	SP-1354	MS-6323C MS-6323	TR-013
----------------------------	---------	--------	---------	---------	---------------------	--------

3.0 CDI V6, OM 642 LA, 150 KW	04/06 → 08/10	MD-529		SP-2138 SP-1298	MS-6323C MS-6323	
-------------------------------	---------------	--------	--	--------------------	---------------------	--

3.0 CDI V6, OM642 LA, 165 KW	09/10 →	MD-529		SP-2138	MS-6323C MS-6323	TR-013
------------------------------	---------	--------	--	---------	---------------------	--------

3.0, M112, 140 KW	09/03 → 12/07	MD-337C	MD-8164	SP-2158	MS-6323C MS-6323	TR-013
-------------------	---------------	---------	---------	---------	---------------------	--------

3.2 M112, 160 KW	09/03 → 12/04	MD-337C	MD-8164	SP-2158	MS-6323C MS-6323	TR-013
------------------	---------------	---------	---------	---------	---------------------	--------

3.5, M272, 190 KW	09/07 →	MD-337C	MD-8164	SP-2158	MS-6323C MS-6323	TR-013
-------------------	---------	---------	---------	---------	---------------------	--------

3.7, M112, 170 KW	09/04 → 12/07	MD-337C	MD-8164	SP-2158	MS-6323C MS-6323	TR-013
-------------------	---------------	---------	---------	---------	---------------------	--------

Vito I 638 (95-03)

108 CDI, OM 611, 60 KW	01/99 → 10/03	MD-337D	MD-9362 MD-9584	SP-1116 SP-1309	MS-6026	
------------------------	---------------	---------	--------------------	--------------------	---------	--

108 D 2.3, OM 601, 58 KW	02/96 → 10/03	MD-285	MD-9414	SP-1038	MS-6026	
--------------------------	---------------	--------	---------	---------	---------	--

108 D 2.3, OM601, 60 KW	11/95 → 10/03	MD-285	MD-9414	SP-1038	MS-6026	
-------------------------	---------------	--------	---------	---------	---------	--

110 CDI, OM 611, 75 KW	01/99 → 10/03	MD-337D	MD-9362 MD-9584	SP-1116 SP-1309	MS-6026	
------------------------	---------------	---------	--------------------	--------------------	---------	--

110 D 2.3 OM601, 72 KW	02/96 → 10/03	MD-285	MD-9414	SP-1038	MS-6026	
------------------------	---------------	--------	---------	---------	---------	--

112 CDI, OM 611, 90 KW	01/99 → 10/03	MD-337D	MD-9362 MD-9584	SP-1116 SP-1309	MS-6026	
------------------------	---------------	---------	--------------------	--------------------	---------	--

113 2.0 M111, 100 KW	11/95 → 10/03	MD-341	MD-9414	SP-2003	MS-6026	
----------------------	---------------	--------	---------	---------	---------	--

113 2.0, M 111, 95 KW	02/96 → 10/03	MD-341	MD-9414	SP-2003	MS-6026	
-----------------------	---------------	--------	---------	---------	---------	--

114 2.3, M111, 105 KW	12/96 → 10/03	MD-341	MD-9414	SP-2003	MS-6026	
-----------------------	---------------	--------	---------	---------	---------	--

MERCEDES-BENZ (DC)

Vito II 639 (03-)						
109 CDI, OM 646, 65 KW	09/03 →	MD-337D	MD-8164	SP-2138 SP-1298	MS-6323 MS-6323C	TR-013
109 CDI, OM 646, 70 KW	09/06 →	MD-337D	MD-8164	SP-2138 SP-1298	MS-6323 MS-6323C	TR-013
110 CDI, OM 651 LA, 70 KW	09/10 →	MD-683		SP-1354	MS-6323 MS-6323C	TR-013
111 CDI, OM 646, 80 KW	09/03 →	MD-337D	MD-8164	SP-2138 SP-1298	MS-6323 MS-6323C	TR-013
111 CDI, OM 646, 85 KW	09/06 →	MD-337D	MD-8164	SP-2138 SP-1298	MS-6323 MS-6323C	TR-013
113 CDI, OM 651 LA, 100 KW	09/10 →	MD-683		SP-1354	MS-6323 MS-6323C	TR-013
115 CDI, OM 646, 110 KW	09/03 →	MD-337D	MD-8164	SP-2138 SP-1298	MS-6323 MS-6323C	TR-013
116 CDI, OM 651 LA, 120 KW	09/10 →	MD-683		SP-1354	MS-6323 MS-6323C	TR-013
119 M 112, 140 KW	09/03 →	MD-337C	MD-8164	SP-2158	MS-6323 MS-6323C	TR-013
120 CDI V6, OM 642 LA, 150 KW	04/06 →	MD-529		SP-2138 SP-1298	MS-6323 MS-6323C	TR-013
Comments: with water-sensor connection 122 CDI V6, OM 642 LA, 165 KW	09/10 →	MD-529		SP-2138 SP-1298	MS-6323 MS-6323C	TR-013
Comments: with water-sensor connection 122 M112, 160 KW	09/03 →	MD-337C	MD-8164	SP-2158	MS-6323 MS-6323C	TR-013
123 M112 E37, 170 KW	09/04 →	MD-337C	MD-8164		MS-6323 MS-6323C	TR-013
126, M272, 190 KW	09/07 →	MD-337C	MD-8164	SP-2158	MS-6323 MS-6323C	TR-013
W100 Pullmann (64-80)						
6300i V8, 184 KW	01/66 → 07/80		MD-246	MD-141		
W108/W109 (66-72)						
2500, 96KW	01/66 → 12/69	MD-051A	MD-310	FF-009		
2500i, 110KW	01/66 → 12/67	MD-051A	MD-246	MD-141		
2800, 103KW	10/67 → 07/72	MD-051A	MD-310	FF-009		
2800i, 114KW	10/69 → 07/72	MD-051A	MD-310	FF-009		
3000 V8, 3.5L, 147 KW	01/70 → 07/72	MD-171A				
3000 V8, 6.3L, 147 KW	03/68 → 08/72		MD-246	MD-141		
3000i, 118KW	01/68 → 08/72	MD-051A	MD-246	MD-141		
W110/W112 (59-67)						
2300, 88 KW	08/64 → 01/67	MD-051A	MD-140	FF-009		
W111 Coupe/Cabrio (61-71)						
2500i, 110KW	01/66 → 12/68	MD-051A	MD-246	MD-141		
2800 V8, 3.5L, 147KW	01/69 → 12/71	MD-171A				
2800i, 118KW	01/67 → 12/71	MD-051A	MD-246	MD-141		
W114/W115 (68-77)						
2000 , 63 KW	01/68 → 01/76	MD-051A	MD-140	FF-010		
2000, 70 KW	03/69 → 12/75	MD-051A				
2000D Vorfilter/primary	12/68 → 12/76	MD-017A		FF-014		
2000D, 44 KW	12/68 → 12/76	MD-017A		MD-141/1		
2200D Vorfilter/primary	01/68 → 01/76	MD-017A		FF-014		
2300	01/68 → 07/73	MD-051A	MD-310	FF-009		
2300 4 Cylinder	08/72 → 12/76	MD-051A	MD-140	FF-009		
2300 6 Cylinder	08/72 → 12/76	MD-051A	MD-340	FF-009		
2400 D, 48KW	08/73 → 01/77	MD-017A		MD-141/1		
	08/73 → 01/77	MD-017A		FF-014		
250 CE, 110KW	04/69 → 04/72	MD-051A	MD-246			
2500, 96KW	07/68 → 08/72	MD-051A	MD-310	FF-009		

MERCEDES-BENZ (DC)

W114/W115 (68-77)						
2500, 85KW	01/68 → 08/72	MD-051A	MD-310	FF-009		
2500, 96KW	06/72 → 11/76	MD-051A	MD-310	FF-009		
2800, 118KW	06/72 → 11/76	MD-171A		FF-009		
2800, 136KW	06/72 → 11/76	MD-171A		SP-2005		
3000 D, 59KW	03/74 → 11/76	MD-017A	MD-246	MD-141/1		
	03/74 → 11/76	MD-017A	MD-246	FF-014		
W120,180,128-Ponton (54-63)						
1900, 55 KW	01/95 → 12/61	MD-051A				
2200i, 88 KW	01/58 → 12/60	MD-051A	MD-246	MD-141		
W121 - 190SL (55-63)						
1900, 77 KW	01/55 → 12/63	MD-027A				
W123/S123/C123 (76-85)						
2000, 62 KW	02/76 → 08/77	MD-051A	MD-318	FF-010		
	09/77 → 08/80	MD-051A	MD-318	FF-010		TR-057
Comments: TR-057: With automatic gearbox.						
2000, 69 KW	02/76 → 08/77	MD-051A	MD-318	FF-010		
	09/77 → 08/80	MD-051A	MD-318	FF-010		TR-057
Comments: TR-057: With automatic gearbox.						
2000, 74 KW	06/80 → 04/84	MD-051A	MD-318	FF-010		TR-057
Comments: TR-057: With automatic gearbox.						
	05/84 → 11/85	MD-051A	MD-318	FF-010		
2000, 80 KW	06/80 → 04/84	MD-051A	MD-318	FF-010		TR-057
Comments: TR-057: With automatic gearbox.						
	05/84 → 11/85	MD-051A	MD-318	FF-010		
2000D Vorfilter/primary, 40 KW	10/77 → 12/84	MD-217	MD-286	FF-015		
2000D, 44 KW	10/77 → 12/84	MD-217	MD-286	SP-889		
2200D Vorfilter/primary	01/77 → 12/84	MD-217	MD-286	FF-014		
2300 95 KW	01/76 → 06/80	MD-051A	MD-138	FF-009		
2300, 100 KW	04/80 → 04/84	MD-051A	MD-138	FF-009		TR-057
Comments: TR-057: With automatic gearbox.						
	05/84 → 12/85	MD-051A	MD-138	FF-009		
2300, 80 KW	02/76 → 08/77	MD-051A	MD-138	FF-009		
	09/77 → 03/81	MD-051A	MD-138	FF-009		TR-057
Comments: TR-057: With automatic gearbox.						
2300i, 100 KW	07/80 → 01/85	MD-237	MD-9456	SP-2005		
2400 D, 53 KW	01/76 → 10/85	MD-217	MD-286	SP-943		
2400 D, 53KW	03/79 → 11/85	MD-217	MD-286	FF-015		
2500, 103 KW	10/79 → 04/84	MD-051A	MD-310	FF-009		TR-057
Comments: TR-057: With automatic gearbox.						
	05/84 → 07/85	MD-051A	MD-310	FF-009		
2500, 95KW	02/76 → 07/77	MD-051A	MD-310	FF-009		
	08/77 → 10/79	MD-051A	MD-310	FF-009		TR-057
Comments: TR-057: With automatic gearbox.						
2800, 115 KW	02/76 → 07/77	MD-171A		FF-009		
	06/77 → 08/81	MD-171A		FF-009		TR-057
Comments: TR-057: With automatic gearbox.						
2800i, 130 KW	08/76 → 07/77	MD-171A	MD-5012	SP-2005		
	08/78 → 08/81	MD-171A	MD-5012	SP-2005		TR-057
Comments: TR-057: With automatic gearbox.						
2800i, 136 KW	02/76 → 07/77	MD-171A	MD-5012	SP-2005		
	08/77 → 04/84	MD-171A	MD-5012	SP-2005		TR-057
Comments: TR-057: With automatic gearbox.						
	05/84 → 11/85	MD-171A	MD-5012	SP-2005		
3000 D, 65 KW	01/76 → 11/85	MD-217	MD-286	SP-943		
W124/S124/C124/R124 (84-96)						
2000 KAT, 75 KW	01/86 → 09/93	SP-933	MD-5076		MS-6195	
2000, 80 KW	12/84 → 09/93	SP-933	MD-9452		MS-6195	
2000D, 55 KW	12/84 → 09/93	MD-249	MD-9458	SP-1038	MS-6195	
2000i 16V, 100 KW	09/93 → 01/95	MD-281	MD-9284	SP-2005	MS-6195	
2000TD Vorfilter/primary, 53 KW	09/85 → 09/93	MD-249	MD-9458	FF-015		
2200i 16V, 110 KW	10/92 → 09/95	MD-281	MD-9284	SP-2005	MS-6195	
	09/93 → 01/95	MD-281	MD-9284	SP-2005	MS-6195	

MERCEDES-BENZ (DC)

W124/S124/C124/R124 (84-96)

2500 D, 66KW	04/85 → 06/93	MD-249	MD-9556	SP-1038		
2500 D, 69KW	01/89 → 06/93	MD-249	MD-9286	FF-015		
2500 TD, 93KW	09/88 → 06/93	MD-249	MD-9286	SP-1038		
2500D, 83 KW	09/93 → 01/95	MD-249	MD-9286	SP-1038	MS-6195	
2500TD, 93 KW	09/93 → 01/95	MD-249	MD-9286	SP-1038	MS-6195	
2600i , 122WK	07/86 → 08/92	SP-933	MD-9036	SP-2008		
2600i 4-Matic, 118 KW	09/86 → 08/92	SP-933	MD-9036	SP-2008		
2600I, 118 KW	09/85 → 06/86	SP-933	MD-9036	SP-2005		
2800i 24V, 145 KW	09/93 → 01/95	MD-281	MD-9282	SP-2008	MS-6195	
2800i, 145KW	10/92 → 06/93	MD-285	MD-9282	SP-2008		
3000D 24V, 100 KW	09/93 → 06/96	MD-249	MD-9286	SP-1038	MS-6195	
3000D ohne/without AGR Vorfilter, 83 KW	12/84 → 09/93	MD-249	MD-9558	FF-015	MS-6195	
3000D ohne/without AGR, 80 KW	12/84 → 09/93	MD-249	MD-9558	SP-1038	MS-6195	
3000i 24V, 162 KW	09/89 → 09/93	MD-281		SP-2008	MS-6195	
3000i 4 - Matic 24V, 132 KW	09/93 → 01/95	SP-933	MD-9036	SP-2008	MS-6195	
3000i, 140 KW	06/88 → 09/93	SP-933	MD-9036	SP-2008		
3000TD 24V, 108 KW	06/92 → 06/96	MD-249	MD-9286	SP-1038	MS-6195	
3000TD Vorfilter/primary, 105 KW	09/86 → 09/93	MD-249	MD-5050	FF-015	MS-6195	
3200i 24V, 162 KW	09/93 → 01/96	MD-281	MD-9282	SP-2008	MS-6195	
3200i, 162 KW	09/92 → 06/93	MD-281	MD-9282	SP-2008		
3600i 24V AMG (E36 AMG), 200 KW	05/94 → 09/96	MD-281	MD-9282	SP-2008	MS-6195	
4000i V8, 205 KW	04/90 → 05/96		MD-9230	SP-2008	MS-6195	
4200i V8, 205 KW	09/93 → 01/96		MD-9230	SP-2008	MS-6195	
5000i V8, 235 KW	06/93 → 06/95		MD-9230	SP-2003	MS-6195	
5000i V8, 240 KW	03/91 → 09/93		MD-9230	SP-2008	MS-6195	
6000 V8 AMG (E60 AMG), 280 KW	05/94 → 06/95		MD-9230	SP-2005	MS-6195	

W201 - 190 Series (82-93)

2000 KAT, 75 KW	01/86 → 06/92	SP-933	MD-5076	SP-2005		
1800i, 90 KW	05/90 → 06/92	SP-933	MD-9166	SP-2005		
2000, 66KW	12/82 → 10/84	MD-237	MD-9008	FF-010		
2000, 77 KW	11/84 → 06/92	SP-933	MD-9008	FF-010		
2000D Vorfilter/primary, 55 KW	09/82 → 06/92	MD-249	MD-9458	FF-014		
2000D, 53 KW	09/82 → 06/92	MD-249	MD-9458	SP-1038		
2000i, 85 KW	10/88 → 06/92	SP-933	MD-9166	SP-2005		
2000i, 87 KW	11/84 → 09/88	SP-933	MD-9456	SP-2005		
2000i, 93 KW	12/82 → 10/84	MD-237	MD-9456	SP-2005		
2300i 16V, 130 KW	09/85 → 09/88	SP-933	MD-9166	SP-2005		
2300i 8V, 100 KW	11/84 → 09/88	SP-933	MD-9456	SP-2005		
2300i 8V, 97 KW	12/82 → 10/84	MD-237	MD-9456	SP-2005		
2300i 16V, 136 KW	07/84 → 06/92	MD-237	MD-9070	SP-2008		
2500D mit/with AGR, 66 KW	07/88 → 06/92	MD-249	MD-9286	SP-1038		
2500D ohne/without AGR, 69 KW	06/84 → 06/92	MD-249	MD-9556	SP-1038		
2500i 16V EVO, 173 KW	05/90 → 08/93	MD-237	MD-9226	SP-2008		
2500i 16V, 150 KW	08/88 → 06/92	MD-237	MD-9226	SP-2008		
2500TD KAT, 69 KW	05/90 → 06/92	MD-249	MD-9286	SP-1038		
2500TD Vorfilter/primary, 90 KW	10/86 → 06/92	MD-249	MD-9286	FF-014		
2500TD, 90 KW	10/86 → 06/92	MD-249	MD-9286	SP-1038		
2600i, 122 KW	09/85 → 06/92	SP-933		SP-2008		

METRO-CAMMELL-WEYMANN

Taxi Cab / Metrocab

2400 Turbodiesel TOYOTA 2L-T, 66 KW	01/01 →	SP-993	MD-5112	SP-969		
2500 Di (Ford 2.5Di), 52 KW	08/86 →	SP-938	MD-618	MD-267		
			MD-9112			

MINI (BMW GROUP)

Clubman (06-)

1600 Diesel, 9HZ, 80 KW	04/07 → 08/10	MD-509	MD-8176	FF-064	MS-6410	MS-6410C
-------------------------	---------------	--------	---------	--------	---------	----------

MINI (BMW GROUP)

Clubman (06-)

1600 Diesel, N47C16A, 82KW	09/10 →			FF-064	MS-6410 MS-6410C	
1600 S Turbo, N14B16A, 128 KW	11/06 →	MD-525	MD-8498		MS-6410 MS-6410C	
1600 S Turbo, N18B16A, 120 KW	03/10 →	MD-525			MS-6410 MS-6410C	
1600 S Turbo, N18B16A, 135 KW	03/10 →	MD-525			MS-6410 MS-6410C	
1600 S Turbo, N18B16A, 147 KW	03/10 →	MD-525			MS-6410 MS-6410C	
1600 WORKS, N14B16, 155 KW	05/08 →	MD-525			MS-6410 MS-6410C	
1600, N12B16A, 88 KW	11/06 →	MD-525	MD-8374 MD-8448		MS-6410 MS-6410C	
Comments: MD-8374 for Automatic Gearbox. MD-8448 for Manual						
1600, N16B16A, 90 KW	03/10 →	MD-525	MD-8374 MD-8448		MS-6410 MS-6410C	
Comments: MD-8374 for Automatic Gearbox. MD-8448 for Manual						
2000 Diesel, N47C20A, 82 KW	03/11 →			SP-1267	MS-6410 MS-6410C	
2000 SD Diesel, N47C20A, 100 KW	03/11 →			SP-1267	MS-6410 MS-6410C	

Cooper I (01-08)

1600 S WORKS GP, W11B16A, 160 KW	06/06 → 09/06	MD-503			MS-6296 MS-6296C	
1600 S WORKS, 155 KW	10/04 → 09/08	MD-503			MS-6296 MS-6296C	
1600 S, W11B16A, 120 KW	05/02 → 06/04	MD-503	MD-8216		MS-6296 MS-6296C	
1600 S, W11B16A, 125 KW	07/04 → 09/08	MD-503	MD-8216		MS-6296 MS-6296C	
1600 S, W11B16A, 147 KW	03/03 → 09/04	MD-503			MS-6296 MS-6296C	
1600i, W10B16A 85 KW	07/04 → 09/08		MD-8234		MS-6296 MS-6296C	
Comments: AUTOMATIC GEARBOX						
	07/04 → 09/08		MD-8370		MS-6296 MS-6296C	
Comments: MANUAL GEARBOX						

Cooper II (06-)

1600 Diesel, 9HZ, 80KW	04/07 → 08/10	MD-509	MD-8176	FF-064	MS-6410 MS-6410C	
1600 Diesel, N47C16A, 82KW	09/10 →		MD-5334/1	FF-064	MS-6410 MS-6410C	
1600 S Turbo, N14B16A, 128 KW	11/06 →	MD-525	MD-8498		MS-6410 MS-6410C	
1600 S Turbo, N18B16A, 120 KW	03/10 →	MD-525			MS-6410 MS-6410C	
1600 S Turbo, N18B16A, 135 KW	03/10 →	MD-525			MS-6410 MS-6410C	
1600 S Turbo, N18B16A, 147 KW	03/10 →	MD-525			MS-6410 MS-6410C	
1600 WORKS, N14B16, 155 KW	05/08 →	MD-525			MS-6410 MS-6410C	
1600, N12B16A, 88 KW	11/06 →	MD-525	MD-8374 MD-8448		MS-6410 MS-6410C	
Comments: MD-8374 for Automatic Gearbox. MD-8448 for Manual						
1600, N16B16A, 90 KW	03/10 →	MD-525	MD-8374 MD-8448		MS-6410 MS-6410C	
Comments: MD-8374 for Automatic Gearbox. MD-8448 for Manual						

MINI (BMW GROUP)

Cooper II (06-)

2000 Diesel, N47C20A, 82 KW	03/11 →		MD-5334/1	SP-1267	MS-6410 MS-6410C
2000 Diesel, N47D20C, 105 KW	03/11 →		MD-5334/1	SP-1267	MS-6410 MS-6410C
2000 SD Diesel, N47C20A, 100 KW	03/11 →		MD-5334/1	SP-1267	MS-6410 MS-6410C
2000 SD Diesel, N47C20A, 105 KW	03/11 →		MD-5334/1	SP-1267	MS-6410 MS-6410C

Countryman (09-)

1400, 72 KW	06/10 →	MD-525	MD-8448		MS-6410 MS-6410C
1600 Diesel, 66 KW	09/10 →	MD-509		FF-064	MS-6410 MS-6410C
1600 Diesel, N47C16A, 82KW	09/10 →			FF-064	MS-6410 MS-6410C
1600 S Turbo ALL 4, 120 KW	06/10 →	MD-525			MS-6410 MS-6410C
1600 S Turbo, 147 KW	06/10 →	MD-525			MS-6410 MS-6410C
1600 S Turbo, N18B16A, 135 KW	03/10 →	MD-525			MS-6410 MS-6410C
1600 SD Diesel ALL 4, 100 KW	02/11 →			FF-064	MS-6410 MS-6410C
1600 SD Diesel ALL 4, 105 KW	02/11 →			FF-064	MS-6410 MS-6410C
1600, N16B16A, 90 KW	03/10 →	MD-525	MD-8374 MD-8448		MS-6410 MS-6410C

Comments: MD-8374 for Automatic Gearbox. MD-8448 for Manual

	06/10 →	MD-525	MD-8374 MD-8448		MS-6410 MS-6410C
--	---------	--------	--------------------	--	---------------------

Comments: MD-8374 for Automatic Gearbox. MD-8448 for Manual

One I (01-08)

1400 ,W10B14A, 55 KW	05/01 → 06/04	MD-503	MD-8234		MS-6296 MS-6296C
----------------------	---------------	--------	---------	--	---------------------

Comments: AUTOMATIC GEARBOX

	07/04 → 09/08	MD-503	MD-8370		MS-6296 MS-6296C
--	---------------	--------	---------	--	---------------------

Comments: MANUAL GEARBOX

1400 D, 1ND, 55 KW	06/03 → 10/05	SP-928	MD-8234		MS-6296 MS-6296C
--------------------	---------------	--------	---------	--	---------------------

1400 D, 1ND, 65 KW	09/05 → 07/06	SP-928	MD-8234		MS-6296 MS-6296C
--------------------	---------------	--------	---------	--	---------------------

1600i, W10B16A, 66 KW	05/01 → 06/04	MD-503	MD-8234		MS-6296 MS-6296C
-----------------------	---------------	--------	---------	--	---------------------

Comments: AUTOMATIC GEARBOX

	06/04 → 09/08	MD-503	MD-8370		MS-6296 MS-6296C
--	---------------	--------	---------	--	---------------------

Comments: MANUAL GEARBOX

One II (07-)

1400 (R56), N12B14A, 55 KW	03/09 →	MD-525	MD-8448		MS-6410 MS-6410C
----------------------------	---------	--------	---------	--	---------------------

1400 (R56), N12B14A, 70 KW	04/07 →	MD-525	MD-8448		MS-6410 MS-6410C
----------------------------	---------	--------	---------	--	---------------------

1600 55KW	03/10 →	MD-525	MD-8448		MS-6410 MS-6410C
-----------	---------	--------	---------	--	---------------------

1600 Diesel, 9HZ, 66 KW	09/09 → 08/10	MD-509	MD-8176	FF-064	MS-6410 MS-6410C
-------------------------	---------------	--------	---------	--------	---------------------

	09/10 →	MD-509	MD-5334/1		MS-6410 MS-6410C
--	---------	--------	-----------	--	---------------------

MINI (BMW GROUP)

One II (07-)

1600 Diesel, N47C16A, 66 KW	09/10 →		MD-5334/1	FF-064	MS-6410 MS-6410C	
Comments: For R56 SERIES						
1600, N16B16A, 72 KW	03/10 →	MD-525	MD-8448		MS-6410 MS-6410C	
2000 Diesel, N47D20C, 105 KW	03/11 →		MD-5334/1		MS-6410 MS-6410C	

MINI (BMW GROUP)

3000 GT

3000i Z16A	04/94 →	SP-937		SP-2050		
	03/92 → 03/95	SP-937	MD-9914	SP-2050		

ASX (10-)

1600 MIVEC, 4A92, 85 KW	04/10 → 01/12	SP-1001	MD-8398		MS-6376	
1600 MIVEC, 4A92, 86 KW	06/10 → 01/12	SP-1001	MD-8398		MS-6376	
1800 DI-D, 4N13, 110 KW	04/10 →	SP-1001			MS-6376	
1800 DI-D, 4N13, 85 KW	09/10 →	SP-1001			MS-6376	
1800 MIVEC, 4B10, 102 KW	04/10 →	SP-1001	MD-8398		MS-6376	
2000 MIVEC, 4B11, 108 KW	04/10 →	SP-1001			MS-6376	

Carisma (95-06)

1300, 55 KW	09/00 → 10/04	SP-1001	MD-9304		MS-6248	
1600, 4G92, 70 KW	12/98 → 06/06	SP-989	MD-9304	SP-2102	MS-6248	
1600, 76 KW	09/00 → 06/06	SP-989	MD-9304	SP-2102	MS-6248	
1600i 66/73KW	07/94 → 06/06	SP-1001	MD-9304	SP-2102	MS-6248	
1800 GDi 16V, 90 KW	10/00 → 06/06	SP-1001	MD-9304	SP-2102	MS-6248	
1800 GDI 16V, 92KW	09/97 → 12/00	SP-1001	MD-9304	SP-2102	MS-6248	
1800i 85/103KW	07/95 → 06/06	SP-1001	MD-9304	SP-2102	MS-6248	
1900 DiD F9Q1, 75KW	09/00 → 06/06	SP-1039	MD-9440	MD-397	MS-6248	
1900 DiD F9Q2, 85KW	09/00 → 06/06	SP-1039	MD-9440	MD-397	MS-6248	
1900 TD, 66 KW	11/96 → 11/00	SP-989	MD-9304	SP-2132	MS-6248	
2000 16V GT EVO, 206 KW	11/99 → 06/06	SP-961	MD-9688		MS-6248	

Celeste

1600 A73	01/75 → 01/80	SP-911	MD-146	FF-006		
1600 Twin Carburator	01/75 → 01/80	SP-911	MD-170	FF-006		
2000 A78	01/75 → 01/80	SP-911	MD-226	FF-006		

Colt (04-)

1100, 4A90, 55KW	10/04 →	SP-1001	MD-8112		MS-6308C	
1300, 4A90, 70KW	06/04 →	SP-1001	MD-8112		MS-6308C	
1500 CZT Ralliart, 4G15T, 110KW	04/05 →	SP-911			MS-6308C	
1500 DI-D, OM639, 70KW	08/04 → 12/08	SP-937		SP-2138	MS-6308C	
1500 DI-D, OM639, 50KW	08/04 → 12/08	SP-937		SP-2138	MS-6308C	
1500, 4A91, 80KW	06/04 →	SP-1001	MD-8112	SP-2138	MS-6308C	

Colt (08-)








1100, 55 KW	09/08 →	SP-1001	MD-8112			
1300, 70 KW	09/08 →	SP-1001	MD-8112			
1500 (Z30), 80 KW	09/08 →	SP-1001	MD-8112			
1500 Ralliart, 110 KW	09/08 →	SP-934				








Colt A15_A

1200, 4G11, 40KW	03/78 → 12/82	SP-911	MD-268	FF-006		
1400 A15 Turbo, 4G12, 77KW	08/81 → 12/82	SP-911	MD-368	FF-006		
1400 GLX, 4G121 51KW	05/79 → 01/84	SP-911	MD-268	FF-006		

Colt C1_A

1200 EL, GL, 4G16	01/84 → 05/86	SP-911	MD-368	FF-006		
	06/86 → 09/88	SP-911	MD-368	FF-008		
1300, 4G13B	01/87 → 09/88	SP-911	MD-368	FF-008		
1500 GLX, 4G15, 55KW	01/84 → 09/88	SP-911	MD-368	FF-006		
1500i GLX, G15B, 51KW	06/86 → 09/88	SP-911	MD-368	FF-008		
1600Turbo, ECi, 4G32T, 77KW	06/86 → 07/88	SP-911	MD-9812	FF-008		
1600Turbo, ECi, 4G32T/C, 92KW	01/84 → 05/86	SP-911	MD-9812	FF-006		

		 OIL	 AIR	 FUEL	 CABIN	 OTHER
MITSUBISHI						
Colt C1_A						
1800 Diesel GL, 4D65, 43KW	01/84 → 05/86	SP-922	MD-9816	SP-970		
1800 Diesel GL, 4D65, 44KW	06/86 → 07/88	SP-997	MD-9816	SP-1003		
Colt C5_A						
1300, 4G13, 51KW	10/88 → 05/90	SP-911	MD-368	FF-008		
1300i 12V 4G13, 55KW	06/90 → 05/92	SP-1001	MD-9912	FF-008		
1500 GLXi, 4G15, 62KW	10/88 → 05/90	SP-911	MD-9862	SP-2052		
1500i 4G15 Kat, 66KW	06/90 → 01/91	SP-1001	MD-9912	SP-2049		
1600 GTi 16V 91KW (C53A)	06/90 → 05/92	SP-911	MD-9862	SP-2052		
1600i GTi 16V	10/88 → 05/90	SP-989	MD-9940	SP-2051		
1800 GTi 16V, 4G67.Kat, 100KW	06/90 → 05/92	SP-911	MD-9862	SP-2052		
1800 Diesel GLX, 4D65	10/88 → 01/91	SP-997	MD-9816	SP-1003		
Colt CA_A						
1300i 12V, 4G13, 55 KW	06/92 → 03/96	SP-989	MD-9940			
1500i 12V, 4G15, 66KW	02/92 → 09/96	SP-911	MD-9862	SP-2049		
1600i 16V GLXi, 4G92, 83KW	06/92 → 03/96	SP-989	MD-9940	SP-2051		
	02/94 → 04/96	SP-989	MD-9940			
1600i, 4G92, 66 KW	02/94 → 04/96	SP-989	MD-9940			
1800i GTi, 4G93, 103KW	06/92 → 03/96	SP-989	MD-9940	SP-2051		
Colt CJ_A						
1300i, 4G13, 55KW	03/96 → 09/00	SP-989	MD-9688	SP-2051	MS-6248	
1300i, 4G13, 60KW	10/00 → 07/04	SP-1001	MD-9688	SP-2051	MS-6248	
1500, 4G15, 69KW	11/95 → 09/00	SP-989	MD-9912	FF-006	MS-6248	
1600, 4G92, 76KW	09/00 →	SP-1001	MD-9688	SP-2051	MS-6248	
1600i, 4G92, 66KW	03/96 → 09/00	SP-989	MD-9688	SP-2051	MS-6248	
Cordia						
1600	03/81 → 01/87	SP-911	MD-368	FF-006		
1600T	07/82 → 01/86	SP-911	MD-368	FF-006		
1800	09/84 →	SP-911	MD-9860	FF-006		
1800T	09/84 →	SP-911	MD-9812	SP-2091		
Eclipse D20						
2000i 107KW	12/94 →	SP-989	MD-9862			
2000i 110KW	04/90 → 11/94	SP-989	MD-9862			
2000i Turbo	07/92 → 06/94	SP-937	MD-9862	SP-2032		
	07/94 →		MD-9942			
Galant A120						
1600 A121	01/76 → 07/80	SP-911	MD-146	FF-006		
2000 A123	01/76 → 07/80	SP-911	MD-226	FF-006		
Galant A160						
1600 A161	07/80 → 06/84	SP-911	MD-146	FF-006		
2000 A163/A164	07/80 → 06/84	SP-911	MD-042	FF-006		
2000 Turbo A164	08/81 → 06/84	SP-911	MD-9812	FF-006		
2300TD A167	01/80 → 06/84	SP-922	MD-148	SP-970		
Galant E10						
1600 E11	06/84 → 03/88	SP-911	MD-9860	FF-008		
1800TD E14	06/84 → 05/86	SP-922	MD-9812	SP-1003		
	06/86 → 03/88	SP-997	MD-9812	SP-1003		
2000 E15A 85KW	05/86 → 08/88	SP-911	MD-9860	FF-006		
2000 E15	06/84 → 03/88	SP-911	MD-9860	FF-008		
2000 Turbo E15	06/84 → 03/88	SP-911	MD-9812	SP-2031		
2400i E16	07/84 → 03/88	SP-911	MD-9862	SP-2052		
2500i E13/E15/E25	06/84 → 12/92	SP-911	MD-9914			
Galant E30						
1600 E31	03/88 → 11/92	SP-911	MD-9860	FF-008		
1800 E32	03/88 → 12/89	SP-911	MD-9860	FF-008		
1800i E32	01/91 → 12/92	SP-911	MD-9862	FF-008		
1800TD E34	02/88 → 05/90	SP-997	MD-9862	SP-1003		
	06/90 → 12/92	SP-997	MD-9944	SP-1003		

		 OIL	 AIR	 FUEL	 CABIN	 OTHER
mitsubishi						
Galant E30						
2000i E33/E38/E39	03/88 → 05/90	SP-911	MD-9862	SP-2032		
	06/90 → 12/92	SP-1001	MD-9862	SP-2032		
2000i Turbo E38/E39	03/88 → 12/92		MD-9862			
Galant E50						
1800i E52	01/92 → 02/97	SP-911	MD-9942	SP-2053		
2000i E54	01/92 → 02/97	SP-989	MD-9942	SP-2053		
2000i E55	01/92 → 02/97	SP-911	MD-9942	SP-2053		
2000TD E57	03/92 → 02/97	SP-997	MD-9944	SP-1003		
Galant E70						
2000i Turbo E74	10/93 → 02/97		MD-9942			
2000TD E77	03/92 → 02/97	SP-997	MD-9944	SP-1003		
Galant E80						
2500i E88	01/92 → 02/97	SP-934	MD-9942	SP-2053		
Galant EA0						
2000i 100KW	03/97 →	SP-989	MD-9590	SP-2123		
2500i V6 120KW	03/97 →	SP-961	MD-9590	SP-2123		
Galloper						
2500D 73KW	08/97 →		MD-192K MD-7134	SP-970		
3000i V6 104KW	08/97 →	SP-911	MD-9862			
Grandis (04-)						
2000 DiD, 103 KW	02/07 →	MD-437		SP-1319	MS-6350	
2000 DiD, BSY, 100 KW	09/05 →	MD-437	MD-8290	SP-1319	MS-6350	
2400i 16V, 121 KW	04/04 →	SP-934			MS-6350	
i (07-)						
600, 38 KW	01/07 →	SP-1355				
600, 42 KW	01/07 →	SP-1355				
i-MiEV, 35 KW	01/10 →					
i-MiEV, 47 KW	12/09 →					
L100 Minicab						
500	01/83 →	SP-934	MD-312			
L200						
2000 90KW	06/96 →	SP-911	MD-9862	FF-008		
2000D 4G63, Eng: K12T/K22T	01/87 → 01/94	SP-911	MD-042	FF-008		
2300 97KW	06/96 →	SP-989	MD-344			
2300D	01/83 → 05/86	SP-922	MD-192K MD-7134	SP-970		
2500 DI-D, 100KW	05/06 →	SP-997	MD-8302	SP-1333	MS-6350	
2500 TD (K64T/K74T)	10/01 → 03/06	SP-997	MD-510K	SP-970	MS-6248	
2500 TD (K64T/Liberty), 4D56, 98KW	10/03 → 03/06	SP-997	MD-510K	SP-970	MS-6248	
2500 TD 4D56, Eng: K24T	01/89 → 06/96	SP-997	MD-510K	SP-970		
2500 TD 4D56T, Eng: K34T	01/89 → 01/97	SP-997	MD-510K	SP-970		
2500 TD 4D56T, Eng: K74T	06/96 → 12/01	SP-997	MD-510K	SP-970		
2500D 4D56, Eng: K14T	06/86 → 06/96	SP-997	MD-538K	SP-970		
2500D, 4D56, 55KW	06/96 →	SP-997	MD-510K	SP-970		
L300						
1600	01/79 → 10/85	SP-911	MD-9810	FF-006		
	11/85 → 04/90	SP-911	MD-9864	FF-008		
	05/90 →	SP-989	MD-9864	FF-008		
1800	04/82 → 10/89	SP-911	MD-9810	FF-006		
2000	01/85 → 10/85	SP-911	MD-9810	FF-006		
	11/85 → 05/90	SP-911	MD-9864	FF-008		
	06/90 →	SP-989	MD-9864	FF-008		
2300D	04/82 → 10/85	SP-922	MD-192K MD-7134	SP-970		
	11/85 →	SP-997	MD-192K MD-7134	SP-970		

mitsubishi

L300

2400	11/85 → 04/90	SP-911	MD-9864			
	05/90 →	SP-989	MD-9864			
2500D 4D56, Eng: P05/P15/L039	11/85 →	SP-997	MD-192K MD-7134	SP-970		
2500D some/teilweise	11/85 →		MD-538K			
2500TD P25 (4WD)	10/88 →	SP-997	MD-192K MD-7134	SP-970		

L400

2000i, 16V, Eng: 4G63	01/95 →	SP-961	MD-9914	SP-2049		
2400i, 16V, Eng: 4G64	01/95 →	SP-961	MD-9914	SP-2049		
2500 Turbo, Eng: 4D56T	01/96 →	SP-997	MD-9836	SP-970		
	01/95 →	SP-997	MD-9836	SP-970		

Lancer

1200 A155	01/83 → 06/84	SP-911	MD-268	FF-006		
1200 A171	03/79 → 12/82	SP-911	MD-146	FF-006		
1200 A75	07/73 → 02/79	SP-911	MD-146	FF-006		
1200 C15	01/84 → 05/86	SP-911	MD-368	FF-006		
	06/86 → 09/88	SP-911	MD-368	FF-008		
1300 C11	01/84 → 05/86	SP-911	MD-368	FF-006		
	06/86 → 09/88	SP-911	MD-368	FF-008		
1400 A156	01/83 → 06/84	SP-911	MD-268	FF-006		
1400 A172	03/79 → 12/82	SP-911	MD-146	FF-006		
1400 A72	01/73 → 02/79	SP-911	MD-146	FF-006		
1500 C12	01/84 → 05/86	SP-911	MD-368	FF-006		
1500i C12	06/86 → 09/88	SP-911	MD-368	FF-008		
1600 A174 1 Vergaser	03/79 → 12/82	SP-911	MD-146	FF-006		
1600 A174 2 Vergaser	03/79 → 12/82	SP-911	MD-170	FF-006		
1600 A73 1 Vergaser	01/73 → 02/79	SP-911	MD-146	FF-006		
1600 A73 2 Vergaser	01/73 → 02/79	SP-911	MD-170	FF-006		
1600i C13 Turbo	01/84 → 07/88	SP-911	MD-9812	SP-2052		
1800 C14/C37	01/86 → 01/91	SP-911	MD-9860	FF-008		
1800D C14	01/84 → 05/86	SP-922	MD-9816	SP-970		
	06/86 → 09/88	SP-997	MD-9816	SP-1003		
2000 Turbo A176	01/80 → 12/82	SP-911	MD-9154	FF-006		

Lancer IV (88-92)

1300 C61A 51KW	09/88 → 07/90	SP-911	MD-368	FF-006		
1300i, 4G13, 55KW	10/88 → 02/92	SP-911	MD-9912	FF-008		
1500i, 4G15, 62KW	08/88 → 12/92	SP-911	MD-9862	SP-2052		
1500i, 4G15, 66KW	06/90 → 12/92	SP-911	MD-9912	SP-2049		
1600i C62	08/88 → 12/92	SP-911	MD-9862	SP-2052		
1800 C68	11/89 → 02/92	SP-911	MD-9862	SP-2052		
1800D 4D65, 44KW	10/88 → 12/92	SP-997	MD-9816	SP-1003		

Lancer V (92-03)

1300i, 4G13, 55KW	02/92 → 03/96	SP-911	MD-9940	SP-2048		
1500MPI (CA3A)	08/91 → 10/95	SP-911	MD-9658	FF-006		
1600i, 4G92, 83KW	09/93 → 03/96	SP-911	MD-9976	SP-2048		
	06/92 → 09/93	SP-911	MD-9976			
1800i 16V, 4G93, 103KW	02/92 → 03/96	SP-911	MD-9940	SP-2048		
2000 Diesel, 4D68, 50KW	02/92 → 03/96	SP-997	MD-9944	SP-1003		

Lancer VI (95-03)

1300i, 12V, 4G13, 55KW	03/96 → 09/03	SP-1001	MD-9688	SP-2102	MS-6248	
1500 16V, 4G15, 69KW	12/95 →	SP-911	MD-9688	FF-006	MS-6248	
1600 16V, 4G92, 66KW	03/96 → 09/03	SP-1001	MD-9688	FF-006	MS-6248	
2000i EVO, 4G63Turbo, 206KW	01/99 → 09/03	SP-911	MD-9688	SP-2102	MS-6248	








Lancer VII (03-)

1300 60KW	09/03 →	SP-1001	MD-9688		MS-6350	
1600, 4G18, 72KW	09/03 →	SP-1001	MD-9688		MS-6350	
2000, 4G63, 99KW	09/03 →	SP-1001	MD-9688		MS-6350	

Lancer VIII (07-)

MITSUBISHI

Lancer VIII (07-)						
1500, 80 KW	08/09 →	SP-1001	MD-8398		MS-6376	
1600, 86 KW	05/10 → 01/12	SP-1001	MD-8398		MS-6376	
1800 DI-D, 110 KW	04/10 →	SP-1001			MS-6376	
1800 DI-D, 85 KW	09/10 →	SP-1001			MS-6376	
1800, 105 KW	04/08 →	SP-1001			MS-6376	
2000 16V Evolution, 217 KW	08/08 →	SP-934	MD-8398		MS-6376	
2000 16V Ralliart, 177 KW	06/09 →	SP-934	MD-8398		MS-6376	
2000 16V, 4B11, 108 KW	01/09 →	SP-1001			MS-6376	
2000 DI-D, 103 KW	10/07 →	MD-437		SP-1319	MS-6376	
Miicab Bravo						
1300 2WD,Mod:U44V,Eng:4A30	01/94 → 01/99	SP-1002	MD-9616			
Minica						
1300 Mod:H31A,A/T-M/T,Eng:4A30	09/97 → 10/98	SP-1002	MD-9616			
Minicab						
1300 4WD,Mod:U42 A/T-M/T,Eng:3G83	12/90 → 06/97	SP-1002	MD-9616			
Mirage						
1300 ECI	01/95 → 01/98		MD-9688			
1500 ECI	01/95 → 01/98		MD-9688			
Outlander I (03-07)						
2000 16V Turbo, 148 KW	09/04 → 01/07	SP-911	MD-9688		MS-6350	
2000 16V, 100 KW	04/03 → 02/07	SP-911	MD-9688		MS-6350	
2400 16V, 118 KW	11/03 → 01/07	SP-911	MD-9688		MS-6350	
Outlander II (06-)						
2000 DI-D, 103 KW	03/07 →	MD-437	MD-8398	SP-1319	MS-6376	
2000 MIVEC 4B11, 108 KW	01/10 →	SP-1001	MD-8398		MS-6376	
2200 DI-D, 130 KW	09/10 →	MD-525			MS-6376	
2200 DI-D, DW12BTED4, 115 KW	11/07 →	MD-525	MD-8398		MS-6376	
2400 16V MIVEC, 125 KW	11/07 →	SP-1001	MD-8398	SP-2135	MS-6376	
3000 MIVEC, 162 KW	11/06 →	SP-1001	MD-8398		MS-6376	
Outlander III (12-)						
2000 MIVEC, 4B11, 108 KW	07/12 →	SP-1001			MS-6376	
2200 DI-D, 4N14, 130 KW	07/12 →	MD-525			MS-6376	
Pajero I						
2300TD 4D55	01/83 → 05/86	SP-922	MD-148	SP-970		
2500TD 4D56	06/86 → 03/89	SP-997	MD-148	SP-970		
Comments: Oval air filter	06/86 → 03/89	SP-997	MD-192K MD-7134	SP-970		
Comments: Tube air filter with fin						
2500TDI	04/89 → 02/91	SP-997	MD-148	SP-970		
Comments: Oval air filter						
2500TDI some/teilweise	04/88 → 04/90	SP-997	MD-510K	SP-970		
Comments: Tube air filter with fin						
2600 4G54	01/83 → 05/86	SP-911	MD-9814	FF-006		
	06/86 → 02/91	SP-911		FF-006		
3000i 6G72	11/88 → 02/91	SP-911	MD-9862	SP-2054		
Pajero II						
2400i V20, 82KW	04/91 → 04/00	SP-989	MD-9914	SP-2087		
2500TD V20/V40 73KW	09/97 →	SP-997	MD-148	SP-970		
2500TDI 4D56, V24/V44	05/91 → 08/97	SP-997	MD-148	SP-970		
Comments: Oval air filter						
2800TD V20 92KW	05/91 → 09/94	SP-984	MD-148	SP-970		
2800TD V20/V40 92KW	09/97 →	SP-984	MD-148	SP-970		
2800TD V26/V44/V46	10/93 → 08/97	SP-984	MD-510K	SP-970		
3000i 6G72, V20 110KW	01/91 → 09/93	SP-937	MD-9914	SP-2054		
Comments: Panel air filter						
3000i V43W, V20 130/133KW	05/91 → 10/97	SP-937	MD-9976	SP-2049		
3500i 6G74, V25/V45 143KW	05/91 →	SP-937	MD-9976	SP-2049		
Pajero III						
1800 GDI (V4_W) 96 KW	11/99 →	SP-911	MD-9688	FF-051		

		 OIL	 AIR	 FUEL	 CABIN	 OTHER
mitsubishi						
Pajero III						
2000 GDI	10/00 →	SP-911	MD-9688	FF-050		
2500 TD	01/00 →	SP-997	MD-510K	SP-970		
3000i V6 133KW	11/99 →	SP-937	MD-9914	FF-052		
3200 4M41-T (2WD)	09/99 → 08/00	SP-984	MD-9690	SP-1133	MS-6265	
3200 Di 4M41-T (4WD)	08/00 →	SP-984	MD-9690	SP-1133	MS-6265	
3200 DOHC GDI 4M51T	01/99 →	SP-984	MD-9690	SP-1133	MS-6265	
Pajero IV (07-)						
3200 DI-D (V80), 118KW	06/07 →	SP-984	MD-9690	SP-1133	MS-6265	
3200 DI-D DPF (V80), 125KW	03/07 →	SP-984	MD-9690	SP-1133	MS-6265	
3200 DI-D, 4M41, 147 KW	03/10 →		MD-9690	SP-969	MS-6265	
3800 V6 (V80), 184KW	03/07 →	SP-989	MD-9690		MS-6265	
Pajero Jr						
1100 4WD Mod:H57A Eng:4A31	09/97 → 06/98	SP-1002	MD-9616			
1100 4WD,Mod:H57A,Eng:4A31	10/97 → 06/98	SP-1002	MD-9616			
Pajero Mini						
660 2WD Mod:H51A,Eng:4A30-T	09/97 → 10/98	SP-1002	MD-9616			
660 2WD Mod:H53A,Eng:4A30	10/98 →	SP-1002	MD-9616			
660 4WD,Mod:H56A(Duke),Eng:4A30	12/97 → 10/98	SP-1002	MD-9616			
660 4WD,Mod:H58A,Eng:4A30-T	10/98 →	SP-1002	MD-9616			
Pajero Pinin						
1800 GDi	10/99 →	SP-1001	MD-9942		MS-6360	
1800i	11/01 →	SP-1001	MD-9690		MS-6360	
2000 GDi	10/00 →	SP-1001	MD-9942		MS-6360	
Santamo						
2000i 102KW	04/98 →	SP-911	MD-9862			
Sapporo						
1600 A121/A161	01/76 → 12/84	SP-911	MD-146	FF-006		
2000 GSL A123	01/76 → 07/80	SP-911	MD-226	FF-006		
2000 GSL A164	07/80 → 12/82	SP-911	MD-042	FF-006		
2000 GSR A123/A164	01/76 → 12/84	SP-911	MD-174	FF-006		
2000T	08/81 → 01/85	SP-911	MD-9812	FF-006		
Sigma						
3000i F07/F17/F27	01/91 → 08/96	SP-934	MD-9914	SP-2030		
Space Gear						
2000i 83/85KW	02/95 →	SP-989	MD-9914	SP-2124		
2400i 97KW	02/95 →	SP-989	MD-9914	SP-2124		
Space Runner (91-)						
1800i N11/N21 90 KW	06/90 → 08/99	SP-989	MD-9942	SP-2049	MS-6341	
1800i, 85 KW	06/96 → 08/98	SP-989	MD-9942	SP-2049	MS-6341	
2000 16V, 4G63, 98 KW	06/97 → 08/99	SP-934	MD-9942	SP-2049	MS-6341	
2000i N6, 100 KW	09/98 →	SP-961	MD-9590	SP-2049	MS-6341	
2000TD, N28, 60 KW	10/92 → 08/99	SP-997	MD-9944	SP-1003	MS-6341	
2400i N6, 110 KW	09/98 →	SP-961	MD-9590		MS-6341	
Space Star						
1300 16V 60KW	09/00 →		MD-9304			
1300i 61KW	12/97 →	SP-989	MD-9304			
1300i 63KW	02/99 →	SP-989	MD-9304		MS-6248	
1600 16V 72KW	04/01 →	SP-989				
1800 GDi 16V 82KW	09/02 →	SP-989	MD-9304			
1800i 90KW	02/99 →	SP-989	MD-9304	SP-2049	MS-6248	
1900 DI-D 75KW	02/01 →	SP-1039	MD-9440	MD-397		
1900 DI-D 85KW	09/02 →	SP-1039	MD-9440	MD-397		
Space Wagon I						
1800 DO5	01/84 → 07/90	SP-911	MD-9860	FF-006		
1800TD DO9	06/84 → 12/86	SP-922	MD-9812	SP-1003		
	12/86 → 04/90	SP-997	MD-9812	SP-1003		
2000 DO4	03/84 → 08/88	SP-911	MD-9860	FF-008		
2000 DO8 4WD	03/84 → 08/88	SP-911	MD-9860	FF-008		

MITSUBISHI

Space Wagon I

2000i DO4/DO8	09/88 → 04/90	SP-2163	MD-9862	SP-2032		
---------------	---------------	---------	---------	---------	--	--

Space Wagon II

1800i N31/N41 90KW	08/90 → 01/99	SP-989	MD-9942	SP-2049		
1800TD N35	08/90 → 12/93	SP-997	MD-9944	SP-1003		
2000i DO4/DO8	05/90 → 05/92	SP-937	MD-9862	SP-2032		
2000i N33/N43	06/92 → 01/98	SP-989	MD-9942	SP-2049		
2000TD N38	08/90 → 01/99	SP-997	MD-9944	SP-1003		

Space Wagon III

2000 GDI, 98KW	04/02 →	SP-961	MD-9590			
2400GDI N80 108KW	10/00 →	SP-961	MD-9590			
2400GDI N80 110KW	10/98 → 12/00	SP-961	MD-9590			

Starion

2000Turbo A183	01/82 → 01/89	SP-911	MD-9812	SP-2045		
2600Turbo A187	01/85 → 01/89	SP-911	MD-9812	SP-2045		

Towny

850 H13A 2 Cylinder	01/84 → 01/87	SP-934				
850 H16A 3 Cylinder	01/87 → 01/89	SP-934				

Tredia

1400 A211	05/82 → 08/84	SP-911	MD-368	FF-006		
1600/1600T A212	05/82 → 08/84	SP-911	MD-368	FF-006		
1800/1800 4WD A215	09/84 →	SP-911	MD-9860	FF-006		
1800T A213	09/84 →	SP-911	MD-9812	SP-2053		

MORGAN

4/4 Serie (68-)

1600 66KW	01/67 → 09/81	SP-1072	MD-018			
1600 71KW	09/81 → 12/85	SP-1072	MD-640			
1600i 77KW	08/90 →	SP-1072				
1600i 81KW	01/85 → 08/90	SP-1072				
1600i 92KW Zetec	01/92 →	SP-1244				

Aero 8 (00-)

4400 BMW N62 B44 238Kw	03/04 →	MD-505				
4400 BMW M62 B44 210KW	10/00 → 04/04	MD-347				
4800 Supersports BMW N62 B48B 270Kw	03/00 →					

Plus 4 (85-00)

FIAT 90KW	01/85 → 08/88	SP-824	MD-024	SP-2003		
FORD 96KW	01/92 → 05/00	SP-1244		SP-2003		
Rover M16 103KW	08/88 → 08/92	SP-909	MD-304	SP-2003		
Rover T16 99KW	08/92 → 05/00	SP-909		SP-2003		

Plus 8 (68-)

3500 V8 115KW	01/67 → 09/76	SP-896	MD-006			
	10/76 → 12/85	SP-866				
3500i V8 142KW	01/84 → 08/89	SP-866		SP-2003		
3900i V8 138KW	08/89 →	SP-838		SP-2003		
4600i V8 164KW	01/96 →	SP-838		SP-2003		

Roadster (04-)

1600 Ford, 82 KW	04/04 →	SP-1073				
2000 Ford, 106 KW	04/04 →	SP-1296				
3000 V6, Ford Duratec, 165 KW	04/04 →	SP-1244				








NISSAN

100NX

1600 N14	10/90 → 07/92	SP-929	MD-9882	FF-027		
1600i B13/N14	10/89 →	SP-929	MD-9962	SP-2041		
2000i B13	10/89 →	SP-1004	MD-9640	SP-2041		

200SX

1800i S13 124KW Turbo	08/88 → 07/94	SP-929	MD-9640	SP-2041		
2000	01/77 →		MD-9550			

		 OIL	 AIR	 FUEL	 CABIN	 OTHER
NISSAN						
200SX						
2000i S14 Turbo 147 KW	09/93 →	SP-1079	MD-9962	SP-2041		
280ZX						
2800i S130	09/81 → 01/84	SP-936	MD-9838	SP-2055		
280ZXT						
2800i S130 Turbo	09/81 → 12/84	SP-936	MD-9838	SP-2055		
300ZX						
3000i Z31	01/84 →	SP-929	MD-9642	SP-2041		
300ZXT						
3000i Z31 Turbo	01/84 → 07/90	SP-929	MD-9642	SP-2041		
3000i Z32 Turbo 208KW	08/89 →	SP-929	MD-9182	SP-2041		
350 Z (03-)						
3500 V6, VQ35DE, 206 KW	10/03 →	SP-1002	MD-9640			
3500 V6, VQ35DE, 222 KW	05/05 →	SP-1002	MD-9640			
3500 V6, VQ35DE, 230 KW	09/05 →	SP-1002	MD-9640			
370 Z (09-)						
3700 V6, 243 KW	06/09 →	SP-1002				
Almera Classic (06-)						
1600, 79 KW	03/06 →		MD-9640		MS-6185	
Almera N15						
1400i 55KW	06/96 → 05/00	SP-929	MD-9962	SP-2041	MS-6157	
1400i 64KW	06/96 → 05/00	SP-929	MD-9962	SP-2041	MS-6157	
1600i 66/73KW	06/96 → 05/00	SP-929	MD-9962	SP-2041	MS-6157	
2000D 55KW	06/96 → 05/00	SP-996	MD-9640	SP-971	MS-6157	
2000i GTI 105KW	07/96 → 05/00	SP-1002	MD-9640	SP-2041	MS-6157	
Almera N16 (00-)						
1500 dCi, K9K, 60 KW	12/02 →	SP-1039	MD-9778	FF-060 FF-057	MS-6185	
Comments: FF-057 use with water sensor connection						
1500, QG15DE, 72 KW	10/02 →	SP-1002	MD-9640		MS-6185	
1500i, QG15DE, 66 KW	03/00 → 12/02	SP-1002	MD-9640	SP-2041	MS-6185	
1800, QG18DE, 85 KW	10/02 →	SP-1002	MD-9640		MS-6185	
1800i, QG18DE, 84 KW	03/00 →	SP-1002	MD-9640	SP-2041	MS-6185	
2000i, SR20DE, 100 KW	03/00 →	SP-1079	MD-9640		MS-6185	
2200Di, YD22, 100 KW	03/03 →	SP-936	MD-9640	SP-971	MS-6185	
2200Di, YD22, 81 KW	06/01 →	MD-401	MD-9640	SP-1233	MS-6185	
2200Di, YD22DDT, 82 KW	03/03 →	MD-401	MD-9640	SP-971	MS-6185	
Almera Tino (00-)						
1800, QG18DE, 85 KW	01/03 →	SP-1002	MD-9640		MS-6185	
1800i, QG18DE, 84 KW	07/00 →	SP-1079	MD-9640	SP-2041	MS-6185	
2000i, SR20DE, 100/101 KW	07/00 →	SP-1079	MD-9640	SP-2041	MS-6185	
2200Di 81KW	04/03 →	SP-936	MD-9640	SP-971	MS-6185	
	03/00 → 03/03	MD-401	MD-9640	SP-971	MS-6185	
2200Di, YD22, 84 KW	07/00 → 03/03	MD-401	MD-9640	SP-971	MS-6185	
	04/03 →	SP-936	MD-9640	SP-971	MS-6185	
Altima (06-)						
2500 QR25DE, 130 KW	01/06 →	SP-1002				
3500 V6, VQ35DE, 201 KW	01/06 →	SP-1002	MD-9640			
Atlas						
2500 TD25, 2WD	06/95 → 06/96	SP-901		SP-971		
2700 TD27, 2WD	06/96 →	SP-901		SP-971		
3100 4JG2, 2WD	06/96 →	SP-1009	MD-7506	SP-970		
4300 4HF1, 2WD	06/95 →	SP-1068	MD-7504	SP-902		
	05/00 →	SP-1068	MD-7506			
4600 4HG1, 2WD	06/95 →	SP-1068	MD-7504	SP-902		
4600 4HG1, 4WD	05/99 →		MD-7504			
5000 4HJ1 2WD	05/97 →	SP-1069	MD-7504	SP-902		
5000 4HJ1, 2WD	01/00 →	SP-1068	MD-7504			
Bluebird						

NISSAN

Bluebird

1600 910 L16	03/79 → 11/82	SP-936	MD-102	FF-001		
1600 T12 CA16	12/85 → 09/88	SP-929	MD-288	SP-2056		
1600 T72 CA16	09/88 → 12/89	SP-929	MD-288	SP-2056		
1600 U11	04/84 → 12/85	SP-929	MD-288	SP-2056		
1800 910 L18	03/79 → 12/82	SP-936	MD-102	FF-001		
	12/82 → 12/85	SP-929	MD-288	SP-2056		
1800i T12 16V	09/80 → 12/89	SP-929	MD-9642	SP-2055		
1800i T12 Turbo	12/85 → 09/88	SP-929	MD-9642	SP-2041		
1800i T72 Turbo	09/88 → 12/89	SP-929	MD-9642	SP-2041		
2000 T12 75KW	12/85 → 09/88	SP-929	MD-288	SP-2056		
2000 T72 75KW	09/88 → 12/89	SP-929	MD-288	SP-2056		
2000D 910 44KW/48KW	03/79 → 12/82	SP-901	MD-9640	SP-2014		
2000D T12 49KW	12/85 → 09/88	SP-936	MD-9642	SP-971		
2000D T72 49KW	09/88 → 12/89	SP-936	MD-9642	SP-971		
2000D U11 44KW	12/82 → 12/85	SP-936	MD-9642	SP-971		
2000i 910	04/82 → 12/82	SP-936	MD-9640	SP-2041		
2000i T12 77KW	12/85 → 09/88	SP-929	MD-9642	SP-2041		
2000i T72 77KW	09/88 → 12/89	SP-929	MD-9642	SP-2041		
2000i U11	12/82 → 12/85	SP-929	MD-288	SP-2056		
2000TD U11 55KW	04/84 → 12/85	SP-936	MD-9642	SP-971		

Cabstar I

1600 F22 62KW	10/86 → 09/93	SP-929	MD-100	FF-001		
2000 F22	06/84 → 07/86	SP-929	MD-288	SP-2058		
	08/85 → 09/93	SP-929	MD-288	SP-2056		
2300D F22	09/85 → 01/89	SP-842	MD-192K MD-7134	SP-971		
2300D F22	10/85 → 09/93	SP-901	MD-236	SP-971		
2500D F22	06/84 → 09/85	SP-842	MD-236	SP-2014		
	02/89 → 11/90	SP-901	MD-192K MD-7134	SP-971		
2500Diesel F23, 53KW	01/92 → 06/00	SP-901		SP-971		
2700Diesel F22, 66KW	10/86 → 05/00			SP-971		
3300D H40, 71KW	01/85 → 05/00			SP-971		

Cabstar II E (99-06)

110.35 BD30Ti, 81 KW	06/01 → 10/06	SP-901	MD-7500	SP-1233		
110.35, BD30Ti, 81 KW	03/99 → 05/01	SP-901	MD-7500	SP-971		
110.45, BD30Ti, 81 KW	03/99 → 05/01	SP-901	MD-7500	SP-971		
	06/01 → 10/06	SP-901	MD-7500	SP-1233		
120.35 BD30Ti, 88 KW	03/99 → 05/01	SP-901	MD-7500	SP-971		
120.35, BD30Ti, 88 KW	06/01 → 10/06	SP-901	MD-7500	SP-1233		
120.44, BD30Ti, 88 KW	03/99 → 05/01	SP-901	MD-7500	SP-971		
	06/01 → 10/06	SP-901	MD-7500	SP-1233		
120.45, BD30Ti, 88 KW	03/99 → 05/01	SP-901	MD-7500	SP-971		
	06/01 → 10/06	SP-901	MD-7500	SP-1233		
75.28, LD23EGR, 55 KW	03/99 → 05/01	SP-901	MD-7500	SP-971		
	06/01 → 10/06	SP-901	MD-7500	SP-1233		
90.32, TD27EGR, 66 KW	03/99 → 05/01	SP-901	MD-7500	SP-971		
	06/01 → 10/06	SP-901	MD-7500	SP-1233		
95.28, TD27EGR, 70 KW	03/99 → 05/01	SP-901	MD-7500	SP-971		
	06/01 → 10/06	SP-901	MD-7500	SP-1233		
95.32, TD27EGR, 67 KW	03/99 → 05/01	SP-901	MD-7500	SP-971		
	06/01 → 10/06	SP-901	MD-7500	SP-1233		
95.32, TD27EGR, 70 KW	03/99 → 05/01	SP-901	MD-7500	SP-971		
	06/01 → 10/06	SP-901	MD-7500	SP-1233		
TL28.10, BD30TEGR, 77 KW	01/04 → 10/06	SP-901	MD-7500	SP-1233		
TL32.10, BD30TEGR, 77 KW	01/04 → 10/06	SP-901	MD-7500	SP-1233		
TL35.10, BD30TEGR, 77 KW	01/04 → 10/06	SP-901	MD-7500	SP-1233		
TL35.13, BD30Ti, 92 KW	01/04 → 10/06	SP-901	MD-7500	SP-1233		
TL45.13, BD30Ti, 92 KW	01/04 → 10/06	SP-901	MD-7500	SP-1233		

NISSAN

Cabstar III (06-)

2500 dCi (28.11), YD25, 81 KW	10/06 →	SP-936	MD-5280	SP-1233		
2500 dCi (35.12), YD25K3 LD5, 90 KW	01/12 →	SP-936		SP-1336		
2500 dCi (35.13), YD25, 96 KW	10/06 →	SP-936	MD-5280	SP-1233		
2500 dCi (35.14), YD25K3 LD5, 100 KW	01/12 →	SP-936		SP-1336		
2500 dCi (45.13), YD25, 96 KW	10/06 →	SP-936	MD-5280	SP-1233		
3000 dCi (45.15), ZD30, ZD30H, HD-5, 110KW	10/06 →	MD-399	MD-5280	SP-1336		
3000dCi (35.15), ZD30,ZD30H,HD-5, 110KW	10/06 →	MD-399	MD-5280	SP-1336		

Caravan

3000 ZD30DDTi	08/99 →	MD-399				
---------------	---------	--------	--	--	--	--

Cherry

1000 E10	01/70 → 01/76	SP-894	MD-100	FF-001		
1000 F10/2	01/76 → 01/78	SP-894	MD-100	FF-001		
1000 N10	01/78 → 03/81	SP-929	MD-100	FF-001		
1000 N12 E10	03/81 → 12/85	SP-929	MD-100	FF-001		
1200 N10	01/78 → 03/81	SP-929	MD-100	FF-001		
1300 N10	08/81 → 03/81	SP-929	MD-100	FF-001		
1300 N12	03/81 → 12/85	SP-929	MD-100	FF-001		
1400 N10	01/78 → 03/81	SP-929		FF-001		
1500 N10	08/81 → 03/81	SP-929	MD-100	FF-001		
1500 N12	04/82 → 12/85	SP-929	MD-100	FF-001		
1600 N12	06/84 → 12/85	SP-929	MD-100	FF-027		
1700D N12 40KW	10/81 → 04/84	SP-936	MD-106	SP-2014		
	05/84 → 12/85	SP-936	MD-106	SP-971		

Civilian

2200 77KW	10/85 →	SP-929	MD-288	FF-001		
-----------	---------	--------	--------	--------	--	--

Cube (09-)

1500 dCi, 78 KW	08/09 →	SP-1321	MD-8334	FF-060	MS-6416	
1500 dCi, 81 KW	03/10 →	SP-1321	MD-8334	FF-060	MS-6416	
1600 16V, 81 KW	08/09 →	SP-1002	MD-8288		MS-6416	

GT-R (R35) (09-)

3800 V6, VQ38DETT, 357 KW	02/09 →	SP-1094				
3800 V6, VQ38DETT, 390 KW	02/09 →					

Interstar (02-11)

1900 DCi 80, F9Q774, 60KW	10/03 → 02/11	SP-1321	MD-9514	MD-531		
1900 DCi, F9Q772, 60KW	04/02 → 09/03	SP-1039	MD-9514	MD-513		
2200 DCi, G9T722, 66KW	04/02 → 09/03	MD-477	MD-9514	MD-513		
2200 DCi, G9T720, 66KW	10/03 → 02/11	MD-477	MD-8162	MD-531		
2500 DCi 120, G9U-750, 84 KW	10/03 → 07/06	MD-477	MD-8162	MD-513		
Comments: MD-513 Delphi housing						
	10/03 → 07/06	MD-477	MD-8162	MD-567		
Comments: MD-567 Purflux housing						
2500 DCi, G9U-632, 107KW	07/06 → 02/11	MD-631	MD-8162	MD-567		
Comments: MD-567 Purflux housing FC 579						
	07/06 → 02/11	MD-631	MD-8162	MD-531		
Comments: MD-531 Purflux housing FC 578+FC 580						
	07/06 → 02/11	MD-631	MD-8162	MD-513		
Comments: MD-513 Delphi housing						
2500 DCi, G9U-650, 74KW	07/06 → 02/11	MD-631	MD-8162	MD-567		
Comments: MD-567 Purflux housing FC 579						
	07/06 → 02/11	MD-631	MD-8162	MD-531		
Comments: MD-531 Purflux housing FC 578+FC 580						
	07/06 → 02/11	MD-631	MD-8162	MD-513		
Comments: MD-513 Delphi housing						
2500 DCi, G9U-650, 88KW	07/06 →	MD-631	MD-8162	MD-567		
Comments: MD-567 Purflux housing FC 579						
	07/06 →	MD-631	MD-8162	MD-531		
Comments: MD-531 Purflux housing FC 578+ FC 580						
	07/06 →	MD-631	MD-8162	MD-513		
Comments: MD-513 Delphi housing						

NISSAN

Interstar (02-11)

2500 DCi, G9U720, 84KW Comments: MD-567 Purflux housing	10/03 → 07/06	MD-477	MD-9514	MD-567		
2500 DCi, G9U750,754 73KW Comments: MD-567 Purflux housing	10/03 → 07/06	MD-477	MD-9514	MD-513		
2500 DCi, G9U750,754 73KW Comments: MD-567 Purflux housing	10/03 → 07/06	MD-477	MD-8162	MD-567		
2500 DCi, G9U750,754 73KW Comments: MD-567 Purflux housing	10/03 → 07/06	MD-477	MD-8162	MD-513		
3000 DCi, ZD3, 100KW Comments: MD-567 Purflux housing	01/04 → 07/07	MD-399	MD-8378	MD-567		
3000 DCi, ZD3, 100KW Comments: MD-567 Purflux housing	01/04 → 07/07	MD-399	MD-8378	MD-513		

Juke (10-)

1500 dCi, 81 KW	09/10 →	SP-1321	MD-8334	FF-060	MS-6401	
1600 DIG-T, 140 KW	09/10 →	SP-1002	MD-9182		MS-6401	
1600, 86 KW	09/10 →	SP-1002	MD-9182		MS-6401	

King - Cab

2000 D21	01/86 →	SP-936	MD-102	SP-2041		
2300D D21	01/86 → 01/88	SP-995	MD-102	SP-902		
2400 D21	01/86 →	SP-936	MD-102	SP-2041		
2500 D21 55KW	01/88 →	SP-996	MD-102	SP-971		
2500D D21 53KW	01/86 → 01/88	SP-995	MD-102	SP-902		
2500D D21 55KW	01/86 → 01/88	SP-901	MD-102	SP-2014		

Kubistar (03-)

1200 16V, D4D/D4F, 55 KW	09/03 →	SP-1306	MD-9776	SP-2061	MS-6151	
1200, D7F, 44 KW	09/03 →	SP-1306	MD-5116	SP-2061	MS-6151	
1500 dCi, K9K, 40 KW	09/03 →	SP-1039	MD-9778	FF-060 FF-057	MS-6151	
1500 dCi, K9K, 50 KW	09/03 →	SP-1039	MD-9778	FF-061	MS-6151	
1500 dCi, K9K, 59 KW	09/03 →	SP-1039	MD-9778	FF-060 FF-057	MS-6151	
1500 dCi, K9K, 62 KW	06/05 →	SP-1039	MD-9778	FF-060	MS-6151	
1500 dCi, K9K700, 47 KW	09/03 →	SP-1039	MD-9778	FF-060 FF-057	MS-6151	
1600 16V, K4M, 70 KW	09/03 →	SP-1039	MD-9492	SP-2061	MS-6151	

Laurel








2000 C230	04/77 → 05/80	SP-901	MD-102	FF-002		
2000 C31	06/80 → 05/82	SP-936	MD-102	FF-002		
2000 C32	06/82 → 12/84	SP-936	MD-102	SP-2041		
2000i C31	01/85 → 08/89	SP-929	MD-288	SP-2041		
2000i C32	06/80 → 12/84	SP-936	MD-9640	SP-2041		
2400 C230	01/85 → 08/89	SP-929	MD-9640	SP-2041		
2400 C31	04/77 → 05/80	SP-901	MD-102	FF-002		
2400i C31	06/80 → 05/82	SP-936	MD-102	FF-002		
2400i C32	06/82 → 12/84	SP-936	MD-102	SP-2056		
2800D C31	01/85 → 08/89	SP-936	MD-9640	SP-2041		
2800D C32	01/82 → 12/84	SP-901	MD-9640	SP-2014		
3000i C32	01/85 → 01/87	SP-901	MD-9640	SP-971		
3000i C32 Turbo	02/86 → 08/89	SP-901	MD-9844	SP-971		
3000i C32 Turbo	03/85 → 08/89	SP-929	MD-9640	SP-2041		
3000i C32 Turbo	06/86 → 08/89	SP-929	MD-9642			

Leaf (10-)

Electric (AC) (ZE0) EM61, 80 KW	11/10 →				MS-6415	
---------------------------------	---------	--	--	--	---------	--

Maxima

2000 V6 24V A33	03/00 →	SP-1002	MD-9640	FF-044		
2000i A32	01/94 →	SP-929	MD-9640	SP-2041		
2500 V6 24V A33	03/00 →	SP-1002	MD-9640	FF-044	MS-6206C	
3000 V6 24V A33	05/00 →	SP-989	MD-9640	FF-044	MS-6206C	

		 OIL	 AIR	 FUEL	 CABIN	 OTHER
NISSAN						
Maxima						
3000i A32	01/94 →	SP-1001	MD-9640	SP-2041		
3000i J30	01/89 → 12/93	SP-929	MD-9640	SP-2041		
Micra K10						
1000 K10 37KW	12/81 → 01/92	SP-939	MD-506	FF-001		
1200 K10 44KW	02/86 → 01/92	SP-939	MD-506	FF-001		
Micra K11						
1000i K11 40KW	02/93 → 02/97	SP-1004	MD-9924	SP-2041	MS-6159	
	03/97 → 01/03	SP-1004	MD-9924	SP-2003	MS-6234	
1300i K11 55KW	02/93 → 02/97	SP-1004	MD-9924	SP-2041	MS-6159	
	03/97 → 01/03	SP-1004	MD-9924	SP-2003	MS-6234	
1500D 42KW	03/97 → 01/03	SP-943	MD-9488	SP-831	MS-6234	
Micra K12 (03-)						
1000i 16V, CR10DE, 48 KW	01/03 →	SP-1004	MD-9924		MS-6283	
1200i 12V, CR12DE, 48 KW	01/03 →	SP-1004	MD-9924		MS-6283	
1200i 12V, CR12DE, 59KW	01/03 →	SP-1004	MD-9924		MS-6283	
1400i 16V, CR14DE, 65 KW	01/03 →	SP-1004	MD-9924		MS-6283	
1500 dCi, K9K, 48 KW	03/03 →	SP-1039	MD-8334	FF-060 FF-057	MS-6283	
Comments: FF-057: With water sensor connection						
1500 dCi, K9K, 63 KW	02/06 →	SP-1039	MD-8334	FF-060 FF-057	MS-6283	
Comments: FF-057: With water sensor connection.						
1500 dCi, K9K700, 60 KW	09/03 →	SP-1039	MD-8334	FF-060 FF-057	MS-6283	
Comments: FF-057: With water sensor connection						
1600i 16V 160 SR, HR16DE, 81 KW	07/05 →	SP-1079	MD-8288		MS-6283	
Micra K13 (10-)						
1200i, HR12DDR, 72 KW	05/10 →	SP-1002			MS-6425	
1200i, HR12DE, 59 KW	05/10 →		MD-8564		MS-6425	
Murano (05-)						
2500 dCi, 140 KW	01/10 →	SP-936				
3500 V6, VQ35DE, 172 KW	03/05 →	SP-1079	MD-9640		MS-6275	
3500 V6, VQ35DE, 188 KW	09/08 →	SP-1002	MD-9640			
Navara (05-)						
2500 dCi (D-40)	09/06 →	SP-936	MD-9708	SP-1338 SP-971	MS-6337	
Comments: SP-971 With water sensor connection						
2500 dCi (D-40), 106 KW	06/05 → 08/06	SP-936	MD-9708	SP-1233	MS-6337	
2500 dCi, 140 KW	04/10 →	SP-936	MD-9708	SP-1338 SP-971	MS-6337	
Comments: SP-971 With water sensor connection						
2500 dCi, YD25DDTi, 126 KW	10/06 → 03/10	SP-936	MD-9708	SP-1338 SP-971	MS-6337	
Comments: SP-971 With water sensor connection						
2500 dCi, YD25DDTi, 128 KW	06/05 → 08/06	SP-936	MD-9708	SP-1233	MS-6337	
	09/06 →	SP-936	MD-9708	SP-1338 SP-971	MS-6337	
Comments: SP-971 With water sensor connection						
3000 dCi, 170 KW	06/10 →		MD-9708	SP-2061	MS-6337	
Note						
1400, 65KW	03/06 →	SP-1079	MD-9498	SP-2041	MS-6283	
Note (06-)						
1400, CR14DE, 65 KW	03/06 →	SP-1004	MD-9924		MS-6283	
1500 dCi, 51 KW	03/06 →	SP-1039	MD-8334	FF-060 FF-057	MS-6283	
Comments: FF-057 With water sensor connection						

NISSAN

Note (06-)

1500 dCi, 63 KW	03/06 → 12/08	SP-1039	MD-8384	FF-060 FF-057	MS-6283	
Comments: FF-057 With water sensor connection						
	01/09 →	SP-1321	MD-8384	FF-060 FF-057	MS-6283	
Comments: FF-057 With water sensor connection						
1500 dCi, 66 KW	09/10 →	SP-1321	MD-8384		MS-6283	
1500 dCi, 76 KW	08/08 →	SP-1039	MD-8334	FF-060 FF-057	MS-6283	
Comments: FF-057 With water sensor connection						
1600,HR16DE, 81KW	03/06 →	SP-1079	MD-9498		MS-6283	

NP300 Pickup (08-)

2500 dCi, YD25EFI, 98 KW	04/08 →	SP-936				
--------------------------	---------	--------	--	--	--	--

NV200 (09-)

1500 dCi, 60 KW	03/12 →	SP-1321	MD-8334	FF-060	MS-6283	
	04/11 → 02/12	SP-1321	MD-8334	FF-060	MS-6439	
1500 dCi, 63 KW	11/09 → 02/12	SP-1321	MD-8334	FF-060	MS-6439	
	03/12 →	SP-1321	MD-8334	FF-060	MS-6283	
1500 dCi, 81 KW	04/11 → 02/12	SP-1321	MD-8334	FF-060	MS-6439	
	03/12 →	SP-1321	MD-8334	FF-060	MS-6283	
1600, 81 KW	11/09 →	SP-1002	MD-8288		MS-6439	

NV400 (11-)

2300 dCi, 107 KW	10/11 →	MD-703		MD-531	MS-6395	
Comments: MD-531 Purflux housing FC 578+FC 580						
	10/11 →	MD-703		MD-567	MS-6395	
Comments: MD-567 Exp. model purflux housing FC 579+FC 581						
2300 dCi, 74 KW	01/11 →	MD-703		MD-531	MS-6395	
Comments: MD-531 Purflux housing FC 578+FC 580						
	01/11 →	MD-703		MD-567	MS-6395	
Comments: MD-567 Exp. model purflux housing FC 579+FC 581						
2300 dCi, 92 KW	10/11 →	MD-703		MD-567	MS-6395	
Comments: MD-567 Exp. model purflux housing FC 579+FC 581						
	10/11 →	MD-703		MD-531	MS-6395	
Comments: MD-531 Purflux housing FC 578+FC 580						

Pathfinder (97-)

2500 dCi (R51), 128 KW	03/05 → 08/06	SP-936	MD-9708	SP-1233	MS-6337	
	09/06 →	SP-936	MD-9708	SP-1338	MS-6337	
2500 dCi, 126 KW	10/06 → 03/10	SP-936	MD-9708	SP-1338	MS-6337	
2500 dCi, 140 KW	04/10 → 03/10	SP-936	MD-9708	SP-1338	MS-6337	
2700TD, 96 KW	12/99 → 03/05	SP-989	MD-9640	SP-971		
3000 dCi, 170 KW	06/10 →		MD-9708	SP-2061	MS-6337	
3200 TD, 110KW	12/99 → 03/05	SP-996	MD-5302	SP-971		
3300i V6, 110 KW	08/98 → 02/01	SP-1002	MD-9640	SP-2041		
3300i V6, 125 KW	09/97 → 03/05	SP-971	MD-9640	SP-2041		
3500 V6, VQ35DE, 162 KW	01/01 → 03/05	SP-1002	MD-9640	SP-2041		
4000 V6, 151 KW	05/05 →	SP-1002	MD-9320		MS-6337	

Patrol GR

2800 TD (Y60A)	09/88 → 06/97	SP-996	MD-9846	SP-971		
2800 TD (Y61)	06/97 → 05/00	SP-996	MD-5108	SP-971		
3000 Di (Y61)	06/00 →	MD-399	MD-5108	SP-971	MS-6192	
4200 JR (Y60GR)	11/88 →		MD-9846	SP-971		
4200 KAT	11/88 → 06/97	SP-936	MD-9640			

Patrol I (80-88)

2800 160	01/80 → 12/81	SP-936	MD-102	FF-002		
	01/82 → 06/84	SP-936	MD-102	FF-001		
2800 160/260	07/84 → 08/88	SP-936	MD-102	SP-2041		
2800TD 260	07/88 → 08/88	SP-996	MD-9846	SP-971		
3300D 160 70KW	11/79 → 06/82	MD-7027	MD-516	SP-902		
	07/82 → 07/82	MD-7027	MD-516	SP-2014		
	08/82 → 08/88	SP-999	MD-516	SP-2014		
3300TD 160/260 81KW	08/82 → 08/88	SP-999	MD-516	SP-2014		

NISSAN

Patrol Y61

2800TDI 96KW	06/96 →	SP-996	MD-5108	SP-971	MS-6192	
3000 VG30TD	01/00 →	MD-399	MD-5108	SP-971	MS-6192	

Patrol/Safari Y60

4200 Mod:KC-VRGY60,2WD,Eng:TD42 Comments: SP-901 X 2	08/95 →	SP-901	MD-630	SP-971		
4200 Mod:KD-VRY60,2WD,Eng:TD42 Comments: SP-901 X 2	08/95 → 09/97	SP-901	MD-630	SP-971		
4200 Mod:S-ARGY60,2WD,Eng:TD42 Comments: SP-901 X 2	10/87 → 08/95	SP-901	MD-630	SP-971		
4200 Mod:S-KRY60,2WD,Eng:TD42 Comments: SP-901 X 2	10/87 → 08/95	SP-901	MD-630	SP-971		
4200 Mod:S-VRY60,2WD,Eng:TD42 Comments: SP-901 X 2	10/87 → 08/95	SP-901	MD-630	SP-971		
4200 Mod:U-VRGY60,2WD,Eng:TD42 Comments: SP-901 X 2	10/87 → 08/95	SP-901	MD-630	SP-971		

Pick - Up 720

1600 720 Benzin	10/79 → 01/80	SP-929	MD-100	FF-001		
	01/82 → 08/85	SP-936	MD-102			
1800 720 Benzin	01/79 → 08/85	SP-936	MD-102			
2200 720 (SD22)	10/79 → 01/83		MD-102	SP-902		
2300D 720 (SD23)	01/83 → 08/85	SP-901	MD-102			
2500D 720 (SD25)	01/83 → 08/85	SP-901	MD-102	SP-902		

Pick - Up D21

1600 D21 Benzin	08/85 →	SP-936	MD-102			
1800 D21 2WD	08/85 →	SP-936	MD-102			
1800 D21 4WD	08/85 →	SP-936	MD-9642			
2000 D21	08/85 →	SP-936	MD-9642	SP-2041		
2300D D21 (SD23)	08/85 → 08/85	SP-995	MD-102			
	08/85 →	SP-901	MD-102	SP-971		
2500D D21 (BD25)	08/85 →	SP-901	MD-652	SP-957		
2500D D21 (SD25)	08/85 → 01/87	SP-995	MD-102	SP-902		
2500D D21 (TD25)	01/87 →	SP-936	MD-102	SP-957		
2700D (TD27)	01/87 →	SP-1032	MD-102	SP-957		
2700TD TD27T	01/89 →	SP-996	MD-652	SP-971		

Pick - Up D22

2400i 88KW	02/98 →	SP-929	MD-9640	SP-2041		
2400i 98KW	03/02 →	SP-929	MD-9640	SP-2041		
2500Di 98KW	04/03 →	MD-401	MD-5170	SP-971		
	04/03 →	SP-936	MD-5170	SP-971		
2500Diesel 61KW	02/98 →	SP-901	MD-734	SP-971		
2500TDiesel 4WD 76KW	05/98 →	SP-901	MD-796	SP-971		
3200Diesel 76KW	12/98 →	SP-901	MD-782	SP-1036		

Pixo (09-)

1000 50kw	06/09 →	SP-1008	MD-8474		MS-6396	
-----------	---------	---------	---------	--	---------	--

Prairy

1500 M10	09/81 → 12/84	SP-929	MD-100	FF-001		
	01/85 → 09/88	SP-929	MD-100	SP-2056		
1800 M10	07/82 → 09/88	SP-929	MD-288	SP-2056		
2000 M10	01/86 → 09/88	SP-929	MD-288	SP-2056		
2000i M10	01/86 → 09/88	SP-929	MD-9642	SP-2058		
2000i M11	10/88 → 12/93	SP-929	MD-9640	SP-2058		
2400i M11	10/90 → 07/94	SP-929	MD-9640	SP-2041		

Primastar (02-)

1900 dCi, F9Q-760, 60KW Comments: MD-513 Delphi housing	09/02 → 07/06	SP-1321	MD-9714	MD-513	MS-6332	
	09/02 → 07/06	SP-1321	MD-9714	MD-531	MS-6332	
Comments: MD-531 Purflux housing partly/or						
1900 dCi, F9Q-760, 74KW Comments: MD-513 Delphi housing	09/02 → 07/06	SP-1321	MD-9714	MD-513	MS-6332	
	09/02 → 07/06	SP-1321	MD-9714	MD-531	MS-6332	
Comments: MD-531 Purflux housing partly/or						

NISSAN

Primastar (02-)

2000 16V, F4R720/722, 88KW	10/03 →	SP-1039	MD-9492	SP-2061	MS-6332	
2000 dCi, M9R 66KW	07/06 →	MD-631	MD-8160	MD-531	MS-6332	
Comments: MD-531 Purflux housing FC 580						
	07/06 →	MD-631	MD-8160	MD-567	MS-6332	
Comments: Purflux housing FC 579 + FC 581						
2000 dCi, M9R 84KW	07/06 →	MD-631	MD-8160	MD-397	MS-6332	
2500 dCi, 107KW	07/06 →	MD-477	MD-8160	MD-531	MS-6332	
Comments: MD-531 Purflux housing FC 580						
	07/06 →	MD-477	MD-8160	MD-567	MS-6332	
Comments: MD-567 purflux housing FC 579 + FC 581						
	07/06 →	MD-477	MD-8160	MD-513	MS-6332	
Comments: MD-513 Delphi housing						
2500 dCi, 98KW	09/02 → 07/06	MD-477	MD-8160	MD-531	MS-6332	
2500 dCi, G9U730, 99KW	09/03 → 07/06	MD-477	MD-8160	MD-531	MS-6332	

Primera P10

1600	05/90 → 05/96	SP-929	MD-9882	FF-027		
1600i	02/93 → 05/96	SP-929	MD-9182	SP-2003		
2000D 55KW	05/90 → 04/92	SP-996	MD-9640	SP-971		
	05/92 → 05/96	SP-1032	MD-9640	SP-971		
2000i 85KW	05/90 → 05/96	SP-1004	MD-9902	SP-2003		
2000i 92KW	02/93 → 05/96	SP-1004	MD-9640	SP-2003		
2000i 110KW	05/90 → 05/96	SP-1004	MD-9640	SP-2003		

Primera P11

1600i 66/73KW	05/96 →	SP-929	MD-9962	SP-2041	MS-6175	
1800i 84KW	05/96 →	SP-1079	MD-9640	SP-2041	MS-6175	
2000i 84-110KW	05/96 →	SP-1079	MD-9640	SP-2041	MS-6175	
2000TD 66KW	05/96 →	SP-996	MD-9640	SP-971	MS-6175	

Primera P12E

1600i 80KW	02/03 →	SP-1002	MD-9640	SP-2003	MS-6185	
1800i 85KW	02/03 →	SP-1002	MD-9640	SP-2003	MS-6185	
1900 dCi, 88KW	02/03 →	SP-1039	MD-8086	MD-397	MS-6185	
	06/04 →	SP-1321	MD-8086	MD-397	MS-6185	
2000i 103KW	02/03 →	SP-1002	MD-9640	SP-2003	MS-6185	
2200 dCi 102KW	04/03 →	SP-936	MD-9640	SP-1233	MS-6185	
	02/03 → 03/03	MD-401	MD-9640	SP-1233	MS-6185	
2200Di Eng:YD22DTi,93KW	02/02 → 03/03	MD-401	MD-9640	SP-1233	MS-6185	
	04/03 →	SP-936	MD-9640	SP-1233	MS-6185	

Primera W10

1600i	06/90 → 04/93	SP-929	MD-9882	SP-2003		
Comments: Engine code GA16DS						
	05/93 → 01/96	SP-929	MD-9182	SP-2003		
Comments: Engine code GA16DE						
2000D 55KW	05/90 → 04/92	SP-996	MD-9640	SP-971		
	05/92 → 05/96	SP-1032	MD-9640	SP-971		
2000i 85KW	07/90 → 08/96	SP-1004	MD-9902	SP-2003		

Q - Bic







1600 Y10 66KW	01/92 →	SP-929	MD-9882	FF-027		
1700D Y10 40KW	01/92 →	SP-936	MD-9640	SP-971		







Qashqai (07-)

1500 dCi, K9K, 76 KW	02/07 →	SP-1039	MD-8288		MS-6345	
1500 dCi, K9K, 78 KW	02/07 →	SP-1039	MD-8288	SP-1337	MS-6345	
1600 dCi, R9M, 96 KW	09/11 →	MD-703	MD-8276		MS-6345	
1600, HR16DE, 84 KW	02/07 →	SP-1079	MD-8276	SP-2041	MS-6345	
2000 dCi, M1D, 110 KW	05/07 →	MD-631	MD-8276	SP-1337	MS-6345	
2000, MR30DE, 104 KW	02/07 →	SP-1079	MD-8276	SP-2041	MS-6345	

Serena C23

1600i	10/92 → 08/98	SP-929	MD-9640	SP-2003		
2000D	01/97 → 08/98	SP-936	MD-9640	SP-971		
	10/92 → 12/96	SP-996	MD-9640	SP-971		
2000i	10/92 → 08/98	SP-1004	MD-9640	SP-2003		

		 OIL	 AIR	 FUEL	 CABIN	 OTHER
NISSAN						
Serena C23						
2300D	01/97 → 08/98	SP-936	MD-9640	SP-971		
	03/94 → 12/96	SP-996	MD-9640	SP-971		
Serena NEW						
2000i 106KW	08/98 →	SP-929	MD-9640	SP-2003		
2500TD 110KW	08/98 →	SP-936	MD-9640			
Silvia						
1800i S110	02/78 → 12/82	SP-901	MD-9642	SP-2055		
1800i S12 Turbo	01/84 → 12/89	SP-929	MD-9642	SP-2055		
2000i S12	01/84 → 12/89	SP-929	MD-9642	SP-2041		
Stanza						
1600 T11	01/80 → 12/85	SP-929	MD-288	FF-017		
1800 T11	01/80 → 12/85	SP-929	MD-288	FF-017		
1800i T11	10/85 → 12/85	SP-929	MD-9642	SP-2056		
2000i T11	01/83 → 12/85	SP-929	MD-9642	SP-2056		
Sunny						
1000 B11	02/83 → 04/84	SP-929	MD-100	FF-001		
	05/84 → 12/89	SP-929	MD-100			
1000 B12	01/86 → 09/89	SP-929	MD-100			
1000 N13	01/86 → 09/89	SP-929	MD-100	FF-027		
1200 B310	02/78 → 03/81	SP-929	MD-100	FF-001		
1300 B11	03/81 → 08/85	SP-929	MD-100	FF-001		
	09/85 → 12/85	SP-929	MD-100	SP-2056		
1300 B12	01/86 → 09/89	SP-929	MD-100			
1300 N13	06/86 → 09/89	SP-929	MD-100	FF-027		
1400 B310	02/78 → 03/81	SP-929	MD-100	FF-001		
1400 N13	10/88 → 09/89	SP-929	MD-9882	FF-027		
1400 N14 55KW	10/89 → 12/92	SP-929	MD-9882	FF-027		
1400i N14	01/91 → 07/94	SP-929	MD-9962	SP-2041		
1500 B11	03/81 → 03/84	SP-929	MD-100	SP-2056		
	04/84 → 05/86	SP-929	MD-100	SP-2056		
1500 B310	01/80 → 03/81	SP-929	MD-100	FF-001		
1600 B11	03/84 → 05/86	SP-929	MD-100	SP-2056		
1600 N13	06/86 → 09/89	SP-929	MD-100	FF-027		
1600 N14 66KW	10/89 → 12/92	SP-929	MD-9882	FF-027		
1600i B12 66KW	06/86 → 09/89	SP-929	MD-9890	SP-2041		
1600i N13 E16i Motor	06/86 → 09/89	SP-929	MD-100	SP-2041		
1600i N13 GTI 92KW	02/86 → 09/89	SP-929	MD-9890	SP-2041		
1600i N14	01/91 → 07/94	SP-929	MD-9962	SP-2041		
1600i Y10 66KW	10/92 → 07/94	SP-929	MD-9882	SP-2041		
1600i Y10 75KW	10/92 → 07/94	SP-929	MD-9962	SP-2041		
1700D B11	09/81 → 01/84	SP-936	MD-106	SP-2014		
	02/83 → 05/86	SP-936	MD-106	SP-971		
1700D B12	06/86 → 09/89	SP-936	MD-9640	SP-971		
1700D N13 40KW	06/86 → 09/89	SP-936	MD-9640	SP-971		
1800i B12 92KW	10/88 → 09/89	SP-929	MD-9640	SP-2041		
2000D N14 55KW	10/89 → 07/94	SP-996	MD-9640	SP-971		
2000D Y10 55KW	10/92 →	SP-996	MD-9640	SP-971		
2000i B13	10/89 → 07/94	SP-1004	MD-9882	SP-2057		
2000i N14	10/89 → 07/94	SP-1004	MD-9640	SP-2041		
2000i N14/B13 Turbo 162KW	10/89 → 07/94	SP-1004	MD-9640	SP-2057		
2600 B12 62KW	06/86 → 12/89	SP-929	MD-100	FF-027		
Teana (03-)						
2000, QR20DE, 100 KW	09/03 → 02/08	SP-1002	MD-9640		MS-6275	
2300 V6, VQ23DE, 127 KW	09/03 → 02/08	SP-1002	MD-9640		MS-6275	
2500, QR25DE, 123 KW	01/10 →	SP-1002	MD-9640			
2500, QR25DE, 134 KW	02/08 →	SP-1002	MD-9640			
3500 V6, VQ35DE, 180 KW	09/03 → 02/08	SP-1002	MD-9640		MS-6275	
3500 V6, VQ35DE, 183 KW	02/08 →	SP-1002	MD-9640			
Terrano I						

		 OIL	 AIR	 FUEL	 CABIN	 OTHER
NISSAN						
Terrano I						
2400i R20	08/93 → 06/96	SP-929	MD-9640	SP-2041		
2400i WD21	08/86 → 02/93	SP-936	MD-9842	SP-2055		
2700TD R20	08/93 → 06/96	SP-996	MD-652	SP-971		
2700TD WD21	07/88 → 02/93	SP-996	MD-652	SP-971		
3000i WD21	10/86 → 06/88	SP-929	MD-9550	SP-2055		
	07/88 → 02/93	SP-929	MD-9640	SP-2055		
Terrano II						
2400 12V 85KW	05/96 →	SP-929	MD-9640	SP-2041	MS-6175	
2400i	06/96 →	SP-929	MD-9640	SP-2041	MS-6175	
2400i 12V 91KW	02/93 → 06/96	SP-929	MD-9640	SP-2041	MS-6175	
2700 TD 74KW	02/93 → 04/96	SP-996	MD-652	SP-971	MS-6175	
	05/96 →	SP-901	MD-734	SP-971	MS-6175	
2700TDi	06/96 →	SP-936	MD-734	SP-971	MS-6175	
2700TDi, Eng: TD27Di	06/01 →	SP-901	MD-734	SP-1233	MS-6175	
3000 Di 113KW	03/02 →	MD-399	MD-734	SP-1233	MS-6175	
Tiida (08-)						
1500 dCi, 78 KW	01/08 →	SP-1079	MD-8334	FF-061	MS-6439	
1600 16V, 81 KW	01/08 →	SP-1079	MD-8288		MS-6439	
1800 16V, 93 KW	01/08 →	SP-1002	MD-8288		MS-6439	
Trade						
2000D	01/84 → 08/85	SP-901	MD-106			
	09/85 →	SP-936	MD-642	SP-971		
2800D	01/87 →	SP-901	MD-9844	SP-971		
3000D	01/94 →	SP-901		SP-971		
Urvan E23						
1800 E23	01/80 → 02/85	SP-929	MD-106			
2000 E23	01/79 → 01/83	SP-929	MD-106			
	02/82 → 08/85	SP-929	MD-106	SP-2056		
2200D E23	04/82 → 01/85	SP-842	MD-236	SP-2014		
2300D E23	04/82 → 01/85	SP-842	MD-236	SP-2014		
	02/84 → 08/85	SP-842	MD-236	SP-971		
Urvan E24						
1900 E24 64/65KW	09/85 →	SP-929				
2000 E24	09/85 →	SP-929	MD-652	SP-2041		
2300D E24	09/85 → 12/88	SP-901	MD-192K MD-7134	SP-971		
2400 E24 71/74KW	09/85 →	SP-929	MD-652			
2500D E24 55KW	12/88 → 11/92	SP-901	MD-192K MD-7134	SP-2014		
2500D E24 59KW	12/92 →		MD-192K MD-7134	SP-971		
2700D E24	01/87 → 11/92	SP-901	MD-192K MD-7134	SP-971		
	12/92 →	SP-996	MD-192K MD-7134	SP-971		
Vannette						
1500 C120	07/80 → 01/87	SP-929	MD-9840	FF-001		
	02/86 → 02/95	SP-929	MD-106	SP-2056		
1500 GC22	03/86 → 02/95	SP-929	MD-106	SP-2056		
1600i C23	03/95 →	SP-929	MD-9640	SP-2003		
2000 4WD KVNC23,Eng:CD20E-T	01/97 →	SP-996	MD-5198	SP-971		
2000 4WD VNW30,Eng:CD20-T	05/93 → 08/95	SP-996	MD-5198	SP-971		
2000 C120	07/80 → 08/85	SP-929	MD-106			
2000 GC22	08/85 → 02/95	SP-929	MD-106	SP-2056		
2000 KVC23,Eng:CD20-T	08/95 → 01/97	SP-996	MD-5198	SP-971		
2000 VNW30,Eng:CD20ETi	08/95 →	SP-996	MD-5198	SP-971		
2000 VW30,Eng:CD20ETi	08/95 →	SP-996	MD-5198	SP-971		
2000D C120	11/81 → 03/83	SP-901	MD-106	SP-2014		
	04/84 → 08/85	SP-901	MD-106			

NISSAN

Vannette

2000D GC22	09/85 → 02/95	SP-936	MD-642	SP-971		
2300D C23	03/95 →	SP-996	MD-9640	SP-971		
2400i GC22	09/85 → 02/95	SP-929	MD-106	FF-027		

Violet

1400 140J/140Y	01/73 → 01/77	SP-842	MD-100	FF-001		
1600 160B	01/72 → 01/79	SP-901	MD-102	FF-001		
1600 160J	01/73 → 01/78	SP-901	MD-102	FF-001		
	01/78 → 01/79	SP-901		FF-001		
1600 160JSSS	01/73 → 01/78	SP-901		FF-001		
1800 180B	01/72 → 01/79	SP-901	MD-102	FF-001		

X-Trail I (01-07)

2000i (T30), 103 KW	05/01 → 06/07	SP-1002	MD-9640	SP-2041	MS-6275	
2000i Turbo (T30), 205 KW	10/01 → 06/07	SP-1002	MD-9640		MS-6275	
2200 dci (T30), 100 KW	09/03 → 09/05	SP-936	MD-9640	SP-971	MS-6275	

Comments: SP-1233 for cold climates

	10/05 → 06/07	SP-936	MD-9640	SP-1336	MS-6275	
2200 DI Turbodiesel (T30), 84 KW	05/01 → 03/03	MD-401	MD-9640	SP-971	MS-6275	
	04/03 → 10/03	SP-936	MD-9640	SP-971	MS-6275	
2500i (T30), 121 KW	02/03 → 06/07	SP-1079	MD-9640		MS-6275	

X-Trail II (07-)

2000 16V (T31), 104 KW	07/07 →	SP-1002	MD-8276		MS-6345	
2000 dci (T31), 110 KW	07/07 →	MD-631	MD-8276	SP-1337	MS-6345	
Comments: SP-1337 Without water sensor						
2000 dci (T31), 127 KW	07/07 →	SP-1002	MD-8276	SP-1337	MS-6345	
Comments: SP-1337 Without water sensor						
2500 16V (T31), 124 KW	07/07 →	SP-1079	MD-9182		MS-6345	

OPEL (VAUXHALL)

Admiral (64-78)

2800, 103 KW	03/69 → 07/76	SP-829				
2800i, 106 KW	03/69 → 01/78	SP-829	MD-246			
4600, 140 KW	03/69 → 01/78	SP-804				

Agila I (00-08)

1000i, 12V, Z10XE, 43 KW	09/00 → 10/03	MD-349	MD-9726		MS-6187	
1000i, 12V, Z10XE/ XEP, 44 KW	09/03 → 03/08	MD-349	MD-9726		MS-6187	
	09/03 → 03/08	MD-349	MD-9726		MS-6187	

Comments: Up to engine no. 19MA9234

	09/03 → 03/08	MD-619	MD-9726		MS-6187	
--	---------------	--------	---------	--	---------	--

Comments: From engine no. 19MA9235

1200i 16V, Z12XE, 55 KW	09/00 → 08/04	MD-349	MD-9726		MS-6187	
1200i 16V, Z12XEP, 59 KW	07/04 → 03/08	MD-349	MD-9726		MS-6187	

Comments: Up to engine no. 19MA9234

	07/04 → 03/08	MD-619	MD-9726		MS-6187	
--	---------------	--------	---------	--	---------	--

Comments: From engine no. 19MA9235

1300i CDTI Z13DT, 51 KW	09/03 → 03/08	MD-537	MD-8476	MD-577	MS-6187	
-------------------------	---------------	--------	---------	--------	---------	--

Comments: Purflux housing

	09/03 → 03/08	MD-547	MD-8476	MD-577	MS-6187	
--	---------------	--------	---------	--------	---------	--

Comments: UFI housing

Agila II (08-)

1000 ecoFLEX, K10B, 50 KW	08/11 →	SP-1008	MD-8480		MS-6418	
1000i, K10B, 48 KW	04/08 →	SP-1008	MD-8480		MS-6418	
1200 ecoFLEX, K12B, 69 KW	08/11 →	SP-1008	MD-8480		MS-6418	

Comments: Chassis no. to AM999999

1200i, K12B, 63 KW	03/10 → 08/10	SP-1008	MD-8480		MS-6418	
--------------------	---------------	---------	---------	--	---------	--

Comments: Chassis no. to AM999999

1300 CDTI, 55 KW	04/08 →	MD-547	MD-8322	MD-577	MS-6418	
------------------	---------	--------	---------	--------	---------	--

Ampera (11-)

1400, A14XFL, 63 Kw	10/11 →	SP-1275			MS-6398	
					MS-6398C	

Antara (06-)

OPEL (VAUXHALL)

Antara (06-)						
2000 CDTi, Z20DM, 93KW	11/06 →	MD-641	MD-8310	MD-577	MS-6371	
2000 CDTi, Z20DMH, 110KW	11/06 →	MD-641	MD-8310	MD-577	MS-6371	
2200 4x4 CDTi, A22DM, 120 KW	01/11 →				MS-6371	
2200 4x4 CDTi, A22DM, 135 KW	01/11 →				MS-6371	
2200 CDTi, A22DM, 120 KW	01/11 →				MS-6371	
2200 CDTi, A22DM, 135 KW	01/11 →				MS-6371	
2400, Z24XE, 103 KW	11/06 →	SP-935	MD-8310		MS-6371	
2400, Z24XE, 123 KW	02/11 →				MS-6371	
3000, A30XH, 190 KW	11/10 →				MS-6371	
3200 V6, Z32SE, 167KW	11/06 →	MD-8310			MS-6371	
Arena (98-01)						
1900D Eng:F8Q 606 44KW	03/98 → 08/01	SP-1039	MD-5038	MD-395		
2500D Eng: S8U 758 55KW	09/98 → 08/01	SP-1237	MD-5038	MD-395		
Ascona A (69-75)						
1200, 44 KW	04/71 → 08/75	SP-942	MD-158	FF-010		
1600, 44-59 KW	04/69 → 08/75	SP-942	MD-156	FF-010		
1900 SR, 66 KW	04/69 → 08/75	SP-942	MD-156	FF-010		
Ascona B (75-81)						
1200, 40-44 KW	09/72 → 08/81	SP-942	MD-158	FF-010		
1300N 44KW	08/79 → 08/81	SP-942	MD-158	FF-010		
1300S 55KW	08/79 → 08/81	SP-942	MD-156	FF-010		
1600	09/75 → 08/81	SP-942	MD-156	FF-010		
1900N 55KW	09/75 → 08/81	SP-942	MD-156	FF-010		
1900S 66KW	09/75 → 08/81	SP-942	MD-162	FF-010		
2000 66/74KW	08/77 → 08/81	SP-942	MD-568	FF-010		
2000D, 43 KW	09/75 → 08/81	SP-916	MD-9406	SP-966		
2000E 81KW	09/79 → 08/81	SP-942	MD-9018	SP-2024		
2400E, 106KW	09/77 → 08/81	SP-942	MD-9018	SP-2024		
Ascona C (81-88)						
1300N 44KW	09/81 → 09/85	SP-942	MD-158	FF-010		
1300S 55KW	10/85 → 09/88	SP-935	MD-156	FF-010		
	09/81 → 09/85	SP-942	MD-156	FF-010		
1600 60KW	09/81 → 09/88	SP-935	MD-156	FF-010		
1600D, 40 KW	02/81 → 09/88	SP-900	MD-9406	SP-967		
1600i, 55 KW	09/81 → 09/88	SP-935	MD-156	FF-010		
	09/85 → 09/88	SP-935	MD-156	SP-2024		
1800 62KW	08/86 → 09/88	SP-935	MD-156	FF-009		
1800i 74-85KW	09/81 → 09/88	SP-935	MD-9020	SP-2024		
2000i 85KW	09/85 → 09/88	SP-935	MD-9020	SP-2024		
2000i 96KW	07/86 → 09/88		MD-9020	SP-2024		
Astra F (90-01)						
1400i, 60 KW	10/90 → 03/98	SP-935	MD-9192	SP-2024		
1600i, 55 KW	10/90 → 03/98	SP-935	MD-9192	SP-2024		
1700D 42/44KW	10/90 → 03/98	SP-900	MD-9192	SP-966		
1700TD 50KW	09/93 → 03/98	SP-935	MD-9192	SP-966	MS-6105	
1700TD 60KW	02/92 → 09/94	SP-989	MD-9032	SP-966	MS-6105	
	10/94 → 03/98	SP-989	MD-9192	SP-966	MS-6105	
1800i 66KW	10/90 → 03/98	SP-935	MD-9192	SP-2024		
1800i 85/92KW	10/93 → 03/98	SP-935	MD-9192	SP-2024	MS-6105	
2000i 85KW	10/90 → 03/98	SP-935	MD-9192	SP-2024		
2000i 100/110KW 16V	10/90 → 03/98	SP-935	MD-9192	SP-2024		
Astra G (98-)						
1200i16V X12XE,48KW(Behr)	02/98 → 12/00	MD-349	MD-9382	SP-2060	MS-6160	
Comments: With Behr A/C						
1400 16V, X14 XE (DELPHI)	02/98 → 09/00	SP-935	MD-9382	SP-2060	MS-6161	
Comments: With Delphi A/C						
1400 16V, X14 XE (DELPHI)	10/00 →	SP-1275	MD-9382	SP-2060	MS-6161	
Comments: With Delphi A/C						
140016V,X/Z14 XE(Behr),66KW	02/98 →	SP-935	MD-9382	SP-2060	MS-6160	
Comments: With Behr A/C						

OPEL (VAUXHALL)

Astra G (98-)

1600i 16 V, 74 KW (Behr) Comments: With Behr A/C	02/98 →	SP-935	MD-9382	SP-2060	MS-6160	
1600i Z16 XEP, 76 KW Twinport	03/03 →	SP-935	MD-9382	SP-2060	MS-6161	
1600i 16V, 74 KW (DELPHI) Comments: With Delphi A/C	02/98 →	SP-935	MD-9382	SP-2060	MS-6161	
1600i CNG Z16 YNG, 71 KW(Behr) Comments: With Behr A/C	09/02 →	SP-935	MD-9382	SP-2060	MS-6160	
1600i Z 16SE, 62 KW Comments: With Behr A/C	10/00 →	SP-935	MD-9382	SP-2060	MS-6160	
1600i, X 16 SZR, 55 KW (Behr) Comments: With Behr A/C	02/98 → 12/00	SP-935	MD-9382	SP-2060	MS-6160	
1600iCNG Z16YNG,71KW(DELPHI) Comments: With Delphi A/C	09/02 →	SP-935	MD-9382	SP-2060	MS-6161	
1700 CDTI, Z17 DTL, 59 KW (Behr) Comments: BEHR Air Condition	02/03 →	MD-423	MD-9382	MD-381	MS-6160	
1700 CDTI, Z17 DTL, 59 KW(DELPHI) Comments: DELPHI Air Condition	02/03 →	MD-423	MD-9382	MD-381	MS-6161	
1700 DTECO4,Y17DITE,55 KW(DELPHI)	02/00 → 07/01	MD-423	MD-9382	MD-381	MS-6161	
1700 DTI, Y17DIT/DT ,55 KW, (Behr)	02/00 → 07/01	MD-423	MD-9382	MD-381	MS-6160	
	08/01 →	MD-423	MD-8052	MD-381	MS-6160	
1700 TD, X17 DTL, 50 KW (Behr)	02/98 → 08/00	SP-935	MD-9382	MD-381	MS-6160	
1700 TD, X17 DTL, 50 KW (DELPHI)	02/98 → 08/00	SP-935	MD-9382	MD-381	MS-6161	
1700DTECO4,Y17DITE,55KW(DELPHI)	08/01 →	MD-423	MD-8052	MD-381	MS-6161	
1800 16V, Z 18 XE,92 KW Comments: From motor no. 20V00605	10/00 →	SP-1275	MD-9382	SP-2060	MS-6161	
	10/00 →	MD-335	MD-9382	SP-2060	MS-6161	
Comments: Up to motor no. 20V00604						
1800i 16V, 85 KW (Behr) Comments: With Delphi A/C	02/98 → 12/00	MD-335	MD-9382	SP-2060	MS-6160	
1800i 16V, 85 KW (DELPHI)	02/98 → 09/00	MD-335	MD-9382	SP-2060	MS-6161	
2000 16V OPC,141KW	02/02 →	SP-1275	MD-9382	SP-2060	MS-6160	
2000 DTI 16V, X/Y 20 DTH,74 KW	08/99 → 07/01	MD-337	MD-9382	MD-381	MS-6161	
	08/01 →	MD-337	MD-8102	MD-381	MS-6161	
2000DI (TD), X/Y 20 DTL, 60 KW	02/98 → 07/01	MD-337	MD-9382	MD-381	MS-6161	
	08/01 →	MD-337	MD-8102	MD-381	MS-6161	
2000i 16V T, Z20 LET,139KW (Behr)	08/02 → 09/01	SP-935	MD-9382	SP-2060	MS-6160	
2000i 16V T, Z20 LET,139KW (DELPHI)	08/02 → 09/01	SP-935	MD-9382	SP-2060	MS-6161	
2000i 16V T, Z20LET,140KW (Behr)	08/01 →	SP-1275	MD-9382	SP-2060	MS-6160	
2000i 16V T, Z20LET,140KW(DELPHI)	08/01 →	SP-1275	MD-9382	SP-2060	MS-6161	
2000i 16V, 100 KW (Behrl) Comments: With Behr A/C	02/98 →	SP-935	MD-9382	SP-2060	MS-6160	
2000i 16V, 100 KW (DELPHI) Comments: With Delphi A/C	02/98 →	SP-935	MD-9382	SP-2060	MS-6161	
2000i OPC 16V,X 20 XER, 118 KW (Behr) Comments: With Behr A/C	11/99 → 07/01	SP-935	MD-9382	SP-2060	MS-6160	
2000i OPC 16V,X20 XER,118 KW(DELPHI) Comments: With Delphi A/C	11/99 → 07/01	SP-935	MD-9382	SP-2060	MS-6161	
2000i OPC, Z20 ZET, 141 KW (Behr)	08/02 →	SP-935	MD-9382	SP-2060	MS-6160	
2000i OPC, Z20 ZET, 141 KW (DELPHI)	08/02 →	SP-935	MD-9382	SP-2060	MS-6161	
2000i OPC16V T, Z20LET,147KW(DELPHI)	11/02 →	SP-1275	MD-9382	SP-2060	MS-6161	
2000iOPC16V T, Z20LET,147KW(Behr)	11/02 →	SP-1275	MD-9382	SP-2060	MS-6160	
2200 16V, Z 22 SE,108 KW, (Behr)	03/00 →	MD-463	MD-8024	SP-2060	MS-6160	
2200 16V, Z 22 SE,108 KW, (DELPHI)	03/00 →	MD-463	MD-8024	SP-2060	MS-6161	
2200 DTI 16V, Y 22 DTR 92 KW (Behr) Comments: BEHR Aircondition	09/02 →	MD-337	MD-8052	MD-381	MS-6160	
2200DTI 16V,Y22 DTR92KW(DELPHI) Comments: DELPHI Aircondition	09/02 →	MD-337	MD-8052	MD-381	MS-6161	

Astra H (04-)

1200 16V, Z12XEP, 59 KW Comments: From engine no. 19MA9235	08/05 →	MD-619	MD-9382		MS-6161	
	08/05 →	MD-349	MD-9382		MS-6161	
Comments: Up to engine no. 19MA9234						
1300 CDTI, Z13DTH, 66 KW	04/05 →	MD-537	MD-8102	MD-577	MS-6161	

OPEL (VAUXHALL)

Astra H (04-)

1400 16V, Z14XE, 66 KW	03/04 →	MD-349 MD-619	MD-9382		MS-6161
1400 16V, Z14XEL, 55 KW	03/04 →	MD-349	MD-9382		MS-6161
Comments: Up to engine no. 19MA9234					
	03/04 →	MD-619	MD-9382		MS-6161
Comments: From engine no. 19MA9235					
1600 16V TURBO, Z16LET, 132KW	02/07 →	MD-619	MD-9382		MS-6161
1600 16V, Z16 EP,77 KW	03/04 →	SP-1275	MD-9382		MS-6161
1600 16V, Z16XER,85 KW	02/07 →	MD-619	MD-9382		MS-6161
1700 CDTI, A17DTR, Z17DTR, 92 KW	02/07 →	MD-423	MD-8156	MD-381	MS-6161
1700 CDTI, Z17DT, 59 KW	03/04 → 05/05	MD-423	MD-8102	MD-381	MS-6161
1700 CDTI, Z17DTH, 74 KW	03/04 →	MD-423	MD-8102	MD-381	MS-6161
1700 CDTI, Z17DTJ, 81Kw	02/07 →	MD-655	MD-8156	MD-381	MS-6161
1800 16V, Z18 XE, 92 KW	03/04 → 02/07	SP-1275	MD-9382		MS-6161
1800 16V, Z18 XER, 103 KW	09/05 →	MD-619	MD-9382		MS-6161
1900 CDTI, Z19 DTH, 110 KW	09/04 →	MD-515	MD-8156	MD-577	MS-6161
1900 CDTI, Z19DT/DTJ, 88 KW	09/04 →	MD-515	MD-8156	MD-577	MS-6161
1900 CDTI, Z19DTL, 74 KW	09/05 →	MD-515	MD-8156	MD-577	MS-6161
2000 16V Turbo OPC, Z20LEH, 177 KW	11/05 →	SP-1275	MD-9382		MS-6161
2000 16V Turbo, Z20LEL, 147KW	09/04 → 02/07	SP-1275	MD-9382		MS-6161
2000 16V Turbo, Z20LER, 125 KW	09/04 →	SP-1275	MD-9382		MS-6161
	09/04 →	SP-1275	MD-9382		MS-6161

Astra J (09-)

1300 CDTI, A13DTE, 70 KW	11/09 →	MD-637	MD-8538	MD-653	MS-6398 MS-6398C
1400 16V Turbo, A14NEL, 88 KW	10/10 →	MD-619	MD-8538		MS-6398 MS-6398C
1400 16V Turbo, A14NET, 103 KW	11/09 →	MD-619	MD-8538		MS-6398 MS-6398C
1400 16V, A14XEL, 64 KW	11/09 →	MD-619	MD-8530		MS-6398 MS-6398C
1400 16V, A14XER, 74 KW	11/09 →	MD-619	MD-8530		MS-6398 MS-6398C
1600 16V Turbo, A16LET, 132 KW	11/09 →	MD-619	MD-8538		MS-6398 MS-6398C
1600 16V, A16XER, 85 KW	11/09 →	MD-619	MD-8530		MS-6398 MS-6398C
1700 CDTI, A17DTL, 74 KW	09/11 →	MD-655	MD-8538	MD-653	MS-6398 MS-6398C
1700 CDTI, A17DTS, 96 KW	09/11 →	MD-655	MD-8538	MD-653	MS-6398 MS-6398C
1700 CDTI, A17DTJ, 81 KW	11/09 →	MD-655	MD-8538	MD-653	MS-6398 MS-6398C
1700 CDTI, A17DTR, 92 KW	11/09 →	MD-655	MD-8538	MD-653	MS-6398 MS-6398C
2000 16V Turbo, A20NET, 206 KW	04/12 →				MS-6398 MS-6398C
2000 CDTi A20DTH, 121 KW	06/11 →	MD-699	MD-8538	MD-653	MS-6398 MS-6398C
2000 CDTi, A20DTH, 118 KW	11/09 →	MD-699	MD-8538	MD-653	MS-6398 MS-6398C

Belmont (85-91)

1300, 13S, 55 KW	09/85 → 08/91	SP-942	MD-156		
1600 D, 16DA, 40 KW	09/85 → 08/91	SP-900	MD-9406	SP-967	
1600 S, 16SH, 60 KW	01/89 → 12/91	SP-935			
1600, 16 SH, 66 KW	09/85 → 08/91	SP-935	MD-156		
1800i, 18SE, 85 KW	09/85 → 08/91	SP-935	MD-9026	SP-2024	

Blitz (30-81)

1800	01/70 → 05/81	SP-942		FF-009	
2100D BOSCH	09/75 → 09/78	SP-916		SP-966	

OPEL (VAUXHALL)

Blitz (30-81)

2100D CAV	01/69 → 12/74	SP-916		MD-093		
2300	01/70 → 05/81	SP-942		FF-009		
2300D BOSCH	01/70 → 05/81	SP-916		SP-966		
2300D CAV	01/70 → 09/75	SP-916		MD-093		

Brava (88-)

2200 Diesel, Isuzu C223	07/88 → 09/96	SP-914	MD-102	SP-970		
2300 4x4, Isuzu 4ZD1, 69 KW	06/90 → 08/94	SP-934	MD-102			
	06/90 → 08/94	SP-934	MD-102	SP-2024		

Comments: SP-2024: With injection system

2300, Isuzu 4ZD1, 66 KW	07/88 →	SP-934	MD-102			
2300, Isuzu 4ZD1, 72 KW	08/94 → 09/96	SP-934	MD-102			
	06/95 →	SP-934	MD-102	SP-2024		

Comments: SP-2024: With injection system

2500 Diesel, Isuzu 4JA1, 56 KW	01/90 → 06/94	SP-862	MD-5110	SP-902		
2500 Turbodiesel, Isuzu 4JA1T/4FD1,	06/95 →	SP-1009		SP-970		
3100 Turbodiesel, Isuzu 4JG2T	06/96 →	SP-1009		SP-970		

Calibra (90-97)

2000i 16 V, X 20 XEV (4WD), 100 KW	02/94 → 08/97	SP-935	MD-9134	SP-2024	MS-6105	
2000i 16 V, X 20 XEV, 100 KW	02/94 → 08/97	SP-935	MD-9134	SP-2024	MS-6105	
2000i Turbo 16 V, 150 KW	03/92 → 08/97	SP-935	MD-9134	SP-2024	MS-6105	
2000i, 16 V, C 20 XE (4WD), 110 KW	06/90 → 02/94	SP-935	MD-9134	SP-2024	MS-6105	
2000i, 16 V, C 20 XE, 110 KW	06/90 → 02/94	SP-935	MD-9134	SP-2024	MS-6105	
2000i, C 20NE (4WD), 85 KW	06/90 → 08/97	SP-935	MD-9134	SP-2024	MS-6105	
2000i, C 20NE, 85 KW	06/90 → 08/97	SP-935	MD-9134	SP-2024	MS-6105	
2500i V6, C 25 XE	04/93 → 08/97	SP-935	MD-9134	SP-2024	MS-6105	

Campo (90-)

2200 D (TFR/TFS52), C223, 39 KW	08/91 → 09/96	SP-840	MD-9828	SP-970		
2300, 4 ZD1, 69 KW	08/91 → 08/94	SP-937	MD-102	FF-009		
2300, 4 ZD1, 72 KW	08/94 → 09/96	SP-911	MD-102			
2500 DTI, 4JA1T, 74 KW	09/01 →			SP-970		
2500 TD, 4JA1T, 56 KW	07/94 →	SP-1009	MD-5110	SP-970		
3100 TD, 4JG2T, 80 KW	12/92 →	SP-1009		SP-970		

Carlton (78-94)

1800 S, 18S, 65 KW	12/82 → 08/86	SP-935				
	12/82 → 05/85	SP-935	MD-9074			
1800 S, 18S, 66 KW	11/82 → 08/86	SP-935	MD-9074			
1800 S, 18SV, 66 KW	09/86 → 03/94	SP-935	MD-9074	SP-2024		
1800, 18NV, 60 KW	09/86 → 08/87	SP-935	MD-9074			
1800, E18NVR, 65 KW	09/86 → 03/94	SP-935	MD-156			
1800i, 18SEH, 85 KW	09/86 → 03/94	SP-935	MD-9052	SP-2024		
2000 S, C20NEJ, 74 KW	10/78 → 08/86	SP-942		SP-2024		
2000, C20NE, 85 KW	09/86 → 03/94	SP-935	MD-9052	SP-2024		
2000, C20NEF, 74 KW	09/90 → 03/94	SP-935	MD-9052	SP-2024		
2000, C20NEJ, 73 KW	09/90 → 03/94	SP-935	MD-9052	SP-2024		
2000i, 20E, 81 KW	01/83 → 12/84	SP-942	MD-9018	SP-2024		
2000i, 20SE, 90 KW	09/86 → 03/94	SP-935	MD-9052	SP-2024		
2200, 22E, 85 KW	11/84 → 08/86	SP-942	MD-9018	SP-2024		
2300 D, 23D, 52 KW	05/83 → 08/86	SP-916	MD-9406	SP-966		
2300 D, 23YD, 54 KW	09/86 → 03/94	SP-916		SP-966		
2300 TD Intercooler, 23DTR, 74 KW	08/88 → 03/94	SP-987	MD-9406	SP-906		
2300 TD, 23YDT, 66 KW	10/86 → 08/88	SP-987	MD-9406	SP-966		
2400i, C24NE, 92 KW	09/88 → 03/94			SP-2024		
2600i, C26NE, 110 KW	09/90 → 03/94	SP-976		SP-2024		
3000 24V Twin Turbo Lotus, C36GET, 277 KW	08/90 → 09/93			SP-2024		
3000 24V, C30SEJ, 147 KW	09/89 → 03/94	SP-976		SP-2024		
3000, C30LE, 115 KW	03/87 → 12/87	SP-976		SP-2024		
3000, C30NE, 130 KW	03/87 → 03/94	SP-976		SP-2024		
	03/88 → 03/94	SP-976		SP-2024		
3000, C30SE, 150 KW	01/90 → 03/84	SP-976		SP-2024		

OPEL (VAUXHALL)

Cavalier (75-95)

1300, 13S, 55 KW	09/81 → 09/85	SP-942	MD-156			
	10/85 → 08/88	SP-935	MD-156			
1400, 14NV, 55 KW	09/88 → 11/95	SP-935	MD-156	SP-2024		
1600 D, 16DA, 40 KW	03/82 → 08/88	SP-900	MD-9406	SP-967		
1600 N, 16N, 44 KW	08/75 → 08/81	SP-942	MD-156			
1600 N, 44 KW	03/75 → 08/75	SP-942	MD-156			
1600 S, 16S, 55 KW	10/75 → 08/81	SP-942	MD-156			
1600, 16SH, 66 KW	09/81 → 08/88	SP-935	MD-156			
1600, 16SV, 60 KW	09/88 → 12/89	SP-935	MD-156			
Comments: MD-156: Chassis no. to L100123+L5000000						
	01/90 → 11/95	SP-935	MD-9134			
1600i, X16SZ, 52 KW	09/93 → 11/95	SP-935	MD-9134	SP-2024		
1700 D Cat, 17DR, 44 KW	07/92 → 11/95	SP-900	MD-9134	SP-966		
1700 D, 17D, 42 KW	09/88 → 11/95	SP-900	MD-9134	SP-966		
1700 TD, TC4EE1, 60 KW	09/88 → 11/95	SP-1001	MD-9032	SP-966		
1800, C18NZ, 66 KW	09/88 → 11/95	SP-935	MD-9134	SP-2024		
1800i, 18E, 85 KW	09/81 → 08/88	SP-935	MD-9020	SP-2024		
1800i, 18SE, 82 KW	09/81 → 08/88	SP-935	MD-9020	SP-2024		
1900 S, 19S, 66 KW	10/75 → 03/78	SP-942				
2000 16V 4x4, C20XE, 110 KW	09/88 → 11/95	SP-935	MD-9134	SP-2094		
2000 16V, 115 KW	09/88 → 11/95	SP-935	MD-9134	SP-2094		
2000 16V, C20XE, 110 KW	09/88 → 11/95	SP-935	MD-9134	SP-2024		
2000 16V, X20XEV, 100 KW	03/93 → 11/95	SP-935	MD-9134	SP-2024		
2000 4x4, 20SEH, 95 KW	09/88 → 11/95	SP-935	MD-9134	SP-2024		
2000 S, 20S, 74 KW	03/78 → 08/81	SP-942				
2000 Turbo, C20LET, 150 KW	06/92 → 11/94	SP-935	MD-9134	SP-2024		
2000i, 20NE, 85 KW	09/86 → 08/88	SP-935	MD-9020	SP-2024		
2000i, 20SEH, 95 KW	09/88 → 11/95	SP-935	MD-9134	SP-2024		
	03/87 → 08/88	SP-935	MD-9020	SP-2024		
2000i, C20NE, 85 KW	09/88 → 11/95	SP-935	MD-9134	SP-2024		
2500 V6, C25XE, 125 KW	02/93 → 11/95	SP-935	MD-9134	SP-2024		

Cavalier Sedan (81-88)

1300N, 13N, 44 KW	09/81 → 09/85	SP-942	MD-156			
	10/85 → 08/88	SP-935	MD-156			
1600i (KAT), C16NZ, 55 KW	08/86 → 08/88	SP-935	MD-156			
1600i, E16NZ, 55 KW	08/86 → 08/88	SP-935	MD-156			
1600N, 16N, 55 KW	09/81 → 08/88	SP-935	MD-156			
1800 (KAT), C18NE, 74 KW	01/85 → 08/86	SP-935	MD-9020	SP-2024		
1800, E18NV, 62 KW	08/86 → 08/88	SP-935	MD-156			
1800i, 82 KW	03/85 → 10/88	SP-935	MD-9020	SP-2024		
2000i, 20SE, 90 KW	09/86 → 10/88	SP-935	MD-9020	SP-2024		

Combo A (94-01)

1200, Eng: C12NZ, 33 KW	07/94 → 08/01	SP-935	MD-9258	SP-2060	MS-6103	
Comments: With A/C						
1400 16V Eng: X14SE, 66 KW	08/99 → 10/01	SP-935	MD-9258	SP-2060	MS-6103	
1400, Eng: C14NZ, X14SZ, 44 KW	07/94 → 08/01	SP-935	MD-9258	SP-2060	MS-6103	
1400, Eng: C14SE, 60 KW	07/94 → 08/01	SP-935	MD-9258	SP-2060	MS-6103	
1700 D Eng: X17D, 44 KW	07/94 → 08/01		MD-9260	SP-966	MS-6105	

Combo B (01-)

1300 CDTI, Z13 DT, 51 KW	06/04 → 01/06	MD-537	MD-8168	MD-577	MS-6224	
		MD-547			MS-6224C	
1300 CDTI, Z13 DTJ, 55 KW	12/05 →	MD-537	MD-8168	MD-577	MS-6224	
		MD-547			MS-6224C	
1400 16V, Z14 XEP, 66 KW	06/04 →	MD-619	MD-9732	SP-2060	MS-6224	
					MS-6224C	
Comments: From engine no. 19MA9235						
	06/04 →	MD-349	MD-9732	SP-2060	MS-6224	
					MS-6224C	
Comments: Up to engine no. 19MA9234						

OPEL (VAUXHALL)

Combo B (01-)

1600 CNG, Z16 YNG, 71 KW	06/05 →	SP-1275	MD-9732	SP-2060	MS-6224 MS-6224C
1600, Z16 SE, 64 KW	09/01 → 08/04	SP-935	MD-9732	SP-2060	MS-6224 MS-6224C
1700 CDTi, Z17DH, 74 KW	06/04 →	MD-423 MD-619	MD-8168	MD-381	MS-6224 MS-6224C
1700 DI, Y17 DLT, 48 KW	09/01 → 08/04	MD-423	MD-9732	MD-381	MS-6224 MS-6224C
1700 DTi, Y17DT, 55 KW	09/01 → 08/04	MD-423	MD-9732	MD-381	MS-6224 MS-6224C

Combo D (12-)

1300 CDTi, A13FD, 66 KW	02/12 →	MD-637	MD-8524		MS-6380
1400 CNG, A14FC, 88 KW	02/12 →	SP-1001			MS-6380
1400, A14FP, 70 KW	02/12 →	SP-1001			MS-6380
1600 CDTi, A16FDH, 77 KW	02/12 →	MD-637	MD-8206		MS-6380
Comments: MD-637 For vehicles without start/stop system					
1600 CDTi, A16FDL, 66 KW	02/12 →	MD-637	MD-8206		MS-6380
Comments: MD-637 For vehicles without start/stop system					
2000 CDTi, A20FD, 99 KW	02/12 →		MD-8206		MS-6380

Commodore A (67-72)

2500, 85 KW	08/67 → 12/71	SP-829			
2800, 107 KW	05/70 → 01/72	SP-824			

Commodore B (72-78)

2500H/2800H, 85 KW	01/72 → 07/78	SP-829			
2500S/2800S, 96-103 KW	01/72 → 07/78	SP-829	MD-162		
2800GSE, 118 KW	01/72 → 07/73	SP-829			

Commodore C (78-82)

2500E 96KW	01/82 → 12/82	SP-864	MD-9048	SP-2024	
	09/80 → 12/81	SP-864	MD-9048	SP-2001	
2500S 85KW	08/77 → 12/81	SP-864	MD-162		

Corsa A (82-93)

1000 33KW	08/81 → 03/93	SP-942	MD-158	FF-010	
1200 33KW	08/81 → 10/86	SP-942	MD-158	FF-010	
1200i 33KW	01/85 → 08/89	SP-935	MD-156	SP-2024	
	09/89 → 03/93	SP-935	MD-156	SP-2024	
1200i 33KW teilweise/some	09/89 → 03/93		MD-158		
1200i 38KW	01/90 → 03/93	SP-935	MD-156	SP-2024	
1200S 40KW	08/81 → 09/85	SP-942	MD-158	FF-010	
	10/85 → 08/89	SP-935	MD-156	FF-010	
1200S 43KW	09/81 → 09/85	SP-942	MD-158	FF-010	
	10/85 → 12/86	SP-935	MD-156	FF-010	
1300i 44KW	10/85 → 03/93	SP-935	MD-156	SP-2024	
1300i 51KW	08/81 → 09/85	SP-942	MD-9020	SP-2024	
	10/85 → 03/93	SP-935	MD-9020	SP-2024	
1300N 44KW	10/85 → 03/93	SP-935	MD-156	FF-010	
1300S 51/55KW	08/81 → 09/85	SP-942	MD-156	FF-010	
	10/85 → 03/93	SP-935	MD-156	FF-010	
1400i 40-53KW	09/89 → 03/93	SP-935	MD-156	SP-2024	
1400i 60KW	09/90 → 03/93	SP-935		SP-2024	
1500D 37 KW	11/86 → 03/93	SP-989	MD-9032	SP-966	
1500TD	06/88 → 03/93	SP-989	MD-9032	SP-966	
1600i 72/74KW GSI	03/88 → 03/93	SP-935	MD-9114	SP-2024	

Corsa B (93-00)

1000i 40KW	11/96 → 08/00	MD-349 MD-619	MD-9258	SP-2060	MS-6103
	11/96 → 08/00	MD-349 MD-619	MD-9258	SP-2060	MS-6105
Comments: With Diavia A/C					
1200i 33KW	04/92 → 08/00	SP-935	MD-9258	SP-2060	MS-6105

OPEL (VAUXHALL)

Corsa B (93-00)

1200i 48KW 16V	01/98 → 08/00	MD-349 MD-619	MD-9258	SP-2060	MS-6103	
	01/98 → 08/00	MD-349 MD-619	MD-9258	SP-2060	MS-6105	
Comments: With Diavia A/C						
1400i 44/66KW	04/92 → 08/00	SP-935	MD-9258	SP-2060	MS-6105	
1500D 37KW	04/92 → 08/00	SP-989	MD-9260	SP-966	MS-6105	
1500TD 49/50KW	04/92 → 08/00	SP-989	MD-9260	SP-966	MS-6105	
1600i 78/80KW	04/92 → 08/00	SP-935	MD-9258	SP-2060	MS-6105	
1700D 44KW	02/96 → 08/00	SP-989	MD-9260	SP-966	MS-6103	
	02/96 → 08/00	SP-989	MD-9260	SP-966	MS-6105	

Comments: With Diavia A/C

Corsa C (00-06)

1000 12 V, Z10EP/ XEP,Twinport,44KW	07/03 → 11/06	MD-349 MD-619	MD-9732	SP-2060	MS-6224 MS-6224C	
1000i12 V, Z10 XE,43 KW	09/00 → 11/06	MD-349 MD-619	MD-9732	SP-2060	MS-6224 MS-6224C	
1200 16V, Z12XEP, 59 KW	07/04 → 01/07	MD-349	MD-9732	SP-2060	MS-6224 MS-6224C	
Comments: Up to engine no. 19MA9234						
	02/07 → 06/07	MD-619	MD-9732	SP-2060	MS-6224 MS-6224C	
Comments: From engine no. 19MA9235						
1200i, ,Z12 XE,55 KW	09/00 → 08/04	MD-349	MD-9732	SP-2060	MS-6224 MS-6224C	
1300 CDTI, 51 KW	09/03 → 11/06	MD-537	MD-8168	MD-577	MS-6224 MS-6224C	
1400 16V,Twinport,Z14 XEP,66KW	07/03 → 11/06	SP-1275 MD-619	MD-9732	SP-2060	MS-6224 MS-6224C	
1400i,16 V,Z 14 XE ,66 KW	09/00 → 11/06	SP-1275	MD-9732	SP-2060	MS-6224 MS-6224C	
1600 CNG, Y16YNG, Z16YNG, 69 KW	05/03 → 11/06	SP-1275	MD-9732		MS-6224 MS-6224C	
1700 CDTI, Z17 DTH, 74 KW	09/03 → 11/06	MD-423	MD-8168	MD-381	MS-6224 MS-6224C	
1700 DI, Y17 DTL, 48 KW	09/00 → 11/06	MD-423	MD-9732	MD-381	MS-6224 MS-6224C	
1700 DTI, Y17 DT,55 KW	09/00 → 11/06	MD-423	MD-9732	MD-381	MS-6224 MS-6224C	
1800i GSI, Z18 XE, 92 KW (From Engine 20V00605)	09/00 → 11/06	SP-1275	MD-9732	SP-2060	MS-6224 MS-6224C	
Comments: From motor no. 20V00605						
1800i GSI, Z18 XE, 92 KW (Up to Engine 20V00604)	09/00 → 11/06	MD-335	MD-9732	SP-2060	MS-6224 MS-6224C	

Comments: Up to motor no. 20V00604

Corsa Combo (94-00)

1200i, 33 KW	07/94 → 11/00	SP-935	MD-9258	SP-2060	MS-6105	
Comments: With A/C						
1200i, 48 KW	07/94 → 11/00	SP-935	MD-9258	SP-2060	MS-6103	
1400i, 44 KW	07/94 → 11/00	SP-935	MD-9258	SP-2060	MS-6105	
Comments: With A/C						
1400i, 66 KW	07/94 → 11/00	SP-935	MD-9258	SP-2060	MS-6103	
1700D, 44 KW	07/94 → 11/00	SP-989	MD-9260	SP-966	MS-6103	
	07/94 → 10/00	SP-989	MD-9260	SP-966	MS-6105	

Comments: With A/C

Corsa D (06-)

1000 12V, Z10XEP, 44 KW	09/06 →	MD-619	MD-8308		MS-6339	
1000 12V, Z10XEP, 48 KW	04/11 →	MD-619	MD-8308		MS-6339	
Comments: From engine no. 19MA9235						
	04/11 →	MD-349	MD-8308		MS-6339	

Comments: Up to engine no. 19MA9234

OPEL (VAUXHALL)

Corsa D (06-)

1200 16V, A12XEL, 51 KW Comments: From engine no. 19MA9235	01/10 →	MD-619	MD-8308		MS-6339	
1200 16V, A12XEP, 63 KW Comments: Up to engine no. 19MA9234	01/10 →	MD-349	MD-8308		MS-6339	
1200 16V, A12XEP, 63 KW Comments: From engine no. 19MA9235	01/10 →	MD-619	MD-8308		MS-6339	
1200 16V, Z12XEP, 59KW Comments: Up to engine no. 19MA9234	01/10 →	MD-349	MD-8308		MS-6339	
1200 16V, Z12XEP, 59KW Comments: From engine no. 19MA9235	09/06 → 12/09	MD-619	MD-8308		MS-6339	
1200 LPG, Z12XEP, 63 KW Comments: Up to engine no. 19MA9234	09/06 → 12/09	MD-349	MD-8308		MS-6339	
1300 CDTi, Z13DTE 70KW Comments: Engine code Z13DTJ Purflux housing	06/11 →	MD-619	MD-8308		MS-6339	
1300 CDTi, Z13 DTJ, 55KW Comments: Engine code Z13DTJ, UFI housing	01/10 →	MD-637		SP-1344	MS-6339	
1300 CDTi, Z13 DTJ, 55KW Comments: Engine code Z13DTJ, UFI housing	09/06 → 06/10	MD-537		SP-1344	MS-6339	
1300 CDTi, Z13DTH, 66 KW Comments: Engine code A13DTC	09/06 →	MD-547		SP-1344	MS-6339	
1300 CDTi, Z13DTH, 66 KW Comments: UFI housing	09/06 →	MD-537		SP-1344	MS-6339	
1300 CDTi, Z13DTH, 66 KW Comments: Purflux housing	09/06 →	MD-537		SP-1344	MS-6339	
1400 16V, A14XEL, 64 KW Comments: From engine no. 19MA9235	01/10 →	MD-619	MD-8308		MS-6339	
1400 16V, A14XEL, 64 KW Comments: Up to engine no. 19MA9234	01/10 →	MD-349	MD-8308		MS-6339	
1400 16V, Z14XEP, 66 KW Comments: From engine no. 19MA9235	09/06 → 12/09	MD-619	MD-8308		MS-6339	
1400 16V, Z14XER, 74 KW Comments: From engine no. 19MA9235	01/10 →	MD-619	MD-8308		MS-6339	
1400 16V, Z14XER, 74 KW Comments: Up to engine no. 19MA9234	01/10 →	MD-349	MD-8308		MS-6339	
1600 16V Turbo, Z16LEL, 110KW	09/07 →	MD-619			MS-6339	
1600 16V Turbo, Z16LER, 141KW	03/07 →	MD-619			MS-6339	
1600 16V Turbo, Z16LES, 155 KW	06/11 →	MD-619			MS-6339	
1700 CDTi, A14DTR, 92KW	11/06 →	MD-655			MS-6339	
1700 CDTi, A17DTS, 96 KW	03/10 →	MD-655			MS-6339	

Diplomat (69-78)

2800, 121 KW	03/72 → 08/77	SP-829				
2800i, 121 KW	03/69 → 08/77	SP-829	MD-246			
5400, 169 KW	03/69 → 08/77	SP-804				

Frontera (92-)

2000i, C20 NE, 85 KW	03/92 → 11/98	SP-935	MD-9090	SP-2024		
2200 DTI, X22 DTH, 85 KW	10/97 → 08/02	MD-337	MD-9744	MD-381		
2200 DTI, Y22 DTH, 88 KW	09/02 →	MD-337	MD-9744	MD-381		
2200i, X/Y 22 SE/XE, 100 KW Comments: From motor no. 1V 500 001	03/95 →	SP-935	MD-9090	SP-1275		
2200i, X/Y 22 SE/XE, 100 KW Comments: Up to motor no. YV 699 999	03/95 →	SP-935	MD-9090			
2300 TD, 23 DTR, 74 KW	03/92 → 11/98	SP-987	MD-9090	SP-966		
2400i, C24 NE, 92 KW	03/92 → 11/98	SP-942	MD-9090	SP-2024		
2500 TDI, 85 KW	09/96 → 11/98	SP-978	MD-9090	SP-966		
2800 TDI, 28 TDI (4 JB 1T), 83 KW	03/95 → 11/98	SP-1009	MD-9090	SP-966		
3200i, 6 VDI, 151 KW	10/97 →	SP-989	MD-9744	SP-2024		

GT (68-73)

1100, 44 KW	09/68 → 12/70	SP-942		FF-010		
1900, 66 KW	09/68 → 08/73	SP-942	MD-128	FF-010		

Insignia (08-)

1400 Turbo ecoFLEX, A14NET, 103 Kw	08/11 →	MD-619	MD-8598		MS-6398 MS-6398C	
1600 A16XER 85Kw	11/08 →	MD-619	MD-8460		MS-6398 MS-6398C	

OPEL (VAUXHALL)

Insignia (08-)

1600 Turbo A16LET 132Kw	11/08 →	MD-619	MD-8598		MS-6398 MS-6398C
1800 A18XER 103Kw	11/08 →	MD-619	MD-8460		MS-6398 MS-6398C
2000 CDTi A20DTC 81Kw	11/08 →	MD-699	MD-8598	MD-653	MS-6398 MS-6398C
2000 CDTi A20DTJ 96Kw	11/08 →	MD-699	MD-8598	MD-653	MS-6398 MS-6398C
2000 CDTi A20DTH 118Kw	11/08 →	MD-699	MD-8598	MD-653	MS-6398 MS-6398C
2000 CDTi A20DTR 140Kw	11/08 →	MD-699	MD-8598	MD-653	MS-6398 MS-6398C
2000 CDTi A20DTR 143Kw	01/12 →	MD-699	MD-8598	MD-653	MS-6398 MS-6398C
2000 Turbo A20NHT 162Kw	11/08 → 12/10		MD-8460		MS-6398 MS-6398C
	01/11 →		MD-8598		MS-6398 MS-6398C
2000 Turbo, A20NFT, 184 Kw	08/11 →		MD-8598		MS-6398 MS-6398C
2800 V6 Turbo A28NER 239Kw	11/08 →	MD-695	MD-8598		MS-6398 MS-6398C
2800 V6 Turbo A28NET 191Kw	11/08 →	MD-695	MD-8598		MS-6398 MS-6398C

Kadett A (62-65)

1000, 29 KW	09/62 → 08/65	SP-942			
1000, 35 KW	09/62 → 08/65	SP-942			

Kadett B (65-73)

1100, 33-44 KW	08/65 → 06/73	SP-942		FF-010	
1200, 44 KW	08/69 → 06/73	SP-942		FF-010	
	08/71 → 08/73	SP-942	MD-158	FF-010	

Kadett C (73-79)

1000, 29 KW	07/73 → 07/79	SP-942	MD-158	FF-010	
1200, 38-40 KW	07/73 → 07/79	SP-942	MD-158	FF-010	
1600S, 55 KW	03/77 → 07/79	SP-942	MD-156	FF-010	
1900 GTE, 77 KW	02/75 → 07/79	SP-942		SP-2024	
2000E/2000 GTE, 85 KW	08/77 → 07/79	SP-942	MD-9018	SP-2024	

Kadett D (79-84)

1000, 39 KW	09/79 → 09/84	SP-942	MD-158	FF-010	
1200, 39-44 KW	09/79 → 09/84	SP-942	MD-158	FF-010	
1300N, 44 KW	09/79 → 09/84	SP-942	MD-158	FF-010	
1300S, 55 KW	09/79 → 09/84	SP-942	MD-156	FF-010	
1600D, 40 KW	02/81 → 09/84	SP-900	MD-9406	SP-967	
1600S, 66 KW	09/81 → 09/84	SP-935	MD-156	FF-010	
1800 GTE, 85 KW	02/81 → 09/84	SP-935	MD-9020	SP-2024	

Kadett E (84-94)

1200S/1300N, 40-44 KW	10/84 → 09/85	SP-942	MD-158	FF-010	
	10/85 → 10/90	SP-935	MD-158	FF-010	
	10/85 → 10/90	SP-935	MD-156	FF-010	
1300i, 44 KW	10/85 → 10/90	SP-935	MD-156	SP-2024	
1300S, 55 KW	10/84 → 09/85	SP-942	MD-156	FF-010	
	10/85 → 10/89	SP-935	MD-156	FF-010	
1400, 60 KW	09/85 → 09/89	SP-935	MD-156	FF-010	
1400i, 44 KW	09/89 → 10/90	SP-935	MD-156	SP-2024	
1500TD (Isuzu), 53 KW	01/89 → 10/90	SP-937	MD-9032	SP-966	
1600D, 40 KW	10/84 → 12/88	SP-900	MD-9406	SP-967	
1600i 55KW	10/85 → 10/90	SP-935	MD-156	SP-2024	
1600i 74KW	03/89 → 10/90	SP-935	MD-9026	SP-2024	
1600S, 66 KW	10/84 → 10/85	SP-935	MD-156	FF-010	

OPEL (VAUXHALL)

Kadett E (84-94)						
1700D, 44 KW	01/89 → 10/90	SP-900	MD-9636	SP-966		
1800 62KW	08/86 → 10/90	SP-935	MD-156	FF-010		
1800 GTE 85 KW	10/84 → 10/90	SP-935	MD-9020	SP-2024		
1800i 66 - 74KW	08/89 → 10/90	SP-935	MD-9052	SP-2024		
1800i 66 - 85KW	10/84 → 07/90	SP-935	MD-9026	SP-2024		
2000i 85 - 96KW GSI	09/85 → 10/90	SP-935	MD-9026	SP-2024		
2000i GSI 16V 110KW	04/88 → 10/90	SP-935		SP-2024		
Kadett E Combo (84-94)						
1300, 55 KW	09/85 → 12/89	SP-935		FF-009		
1400i, 44 KW	10/93 → 06/94	SP-935	MD-9258	SP-2060		
1600, 60 KW	09/85 → 12/89	SP-935		FF-009		
1600D, 40 KW	09/85 → 12/89	SP-900	MD-9406	SP-967		
1700D, 44 KW	10/93 → 06/94	SP-989	MD-9260	SP-966		
Manta A (70-75)						
1200 44 KW	04/70 → 08/75	SP-942	MD-158	FF-010		
1600 44 KW	04/70 → 08/75	SP-942	MD-156	FF-010		
1600N/S 50-59 KW	04/70 → 08/75	SP-942	MD-156	FF-010		
1900 GTE 77KW	09/72 → 08/75	SP-942	MD-9018	SP-2024		
Manta B (75-88)						
1300N 44KW	03/79 → 08/85	SP-942	MD-158	FF-010		
1300S 55KW	10/85 → 09/88	SP-935	MD-156	FF-010		
1600	03/79 → 09/85	SP-942	MD-156	FF-010		
1600	09/75 → 08/81	SP-942	MD-156	FF-010		
1800S 66KW	05/82 → 09/88	SP-935	MD-9074	FF-010		
1900E/GTE 77KW	09/75 → 08/77	SP-942	MD-9018	SP-2024		
1900N 55KW	09/75 → 08/81	SP-942	MD-156	FF-010		
1900S 66KW	09/75 → 08/81	SP-942	MD-162	FF-010		
2000 66/74KW	08/77 → 09/88	SP-942	MD-568	FF-010		
2000i 77KW	08/77 → 09/88	SP-942	MD-9018	SP-2024		
2400i 100/106KW	02/82 → 09/88	SP-942	MD-9018	SP-2024		
Meriva A (03-)						
1300 CDTI, Z13DT, 51 KW	07/05 → 01/06	MD-537	MD-9732	MD-577	MS-6278	
1300 CDTI, Z13DTJ, 55 KW	12/05 →	MD-537	MD-9732	MD-577	MS-6278	
1400 16V, Z14XEP, 66 KW	07/04 →	SP-1275 MD-619	MD-9732	SP-2060	MS-6278	
1600 16V TURBO, Z16 LET, 132 KW	02/06 →	MD-619	MD-9732	SP-2060	MS-6278	
1600 16V, Z16 XEL, 74 KW	02/03 → 02/06	SP-1275	MD-9732	SP-2060	MS-6278	
1600 16V, Z16 XEP, 77 KW	02/06 →	SP-1275	MD-9732	SP-2060	MS-6278	
1600, Z16SE, 64 KW	02/03 → 08/04	SP-1275	MD-9732	SP-2060	MS-6278	
1700 CDTI, A17DTR, Z17DTR, 93Kw	09/03 →	MD-655	MD-8168	MD-381	MS-6278	
1700 CDTI, Z17DTH, 74 KW	09/03 →	MD-423	MD-9732	MD-381	MS-6278	
1700 DTI Y17DIT, 55 KW	09/03 →	MD-423	MD-9732	MD-381	MS-6278	
1800 16V, Z18XE1, 92 KW	02/03 →	SP-1275	MD-9732	SP-2060	MS-6278	
Meriva B (10-)						
1300 CDTi, A13DTC, 55 Kw	05/10 →	MD-637		MD-653	MS-6398 MS-6398C	
1300 CDTi, A13DTE, 70 Kw	05/10 →	MD-637		MD-653	MS-6398 MS-6398C	
1400 LPG, A14NEL, 88 Kw	06/11 →	MD-619	MD-8540		MS-6398 MS-6398C	
1400, A14NEL, 88 KW	05/10 →	MD-619	MD-8540		MS-6398 MS-6398C	
1400, A14NET, 103 KW	05/10 →	MD-619	MD-8540		MS-6398 MS-6398C	
1400, A14XER, 74 KW	05/10 →	MD-619	MD-8540		MS-6398 MS-6398C	
1700 CDTI, A17DT, 74 KW	05/10 →	MD-655		MD-653	MS-6398 MS-6398C	

OPEL (VAUXHALL)

Meriva B (10-)

1700 CDTI, A17DTC, 81 KW	05/10 →	MD-655		MD-653	MS-6398 MS-6398C
1700 CDTI, A17DTS, 96 KW	05/10 →	MD-655		MD-653	MS-6398 MS-6398C

Midi/Euro-Midi (84-)

1800, 4ZB1, 63 KW	09/84 → 05/88	SP-934	MD-236		
1800, 75P (Isuzu 4ZB1)	02/85 → 08/88	SP-934	MD-236	FF-010	
2000 Diesel Turbo, 4FG1T Isuzu	03/88 → 08/92	SP-934		SP-1003	
2000 Diesel, 55 D	02/85 → 04/88	SP-934		SP-970	
2000, 20PET, 62 KW	06/88 → 08/92	SP-934			
	06/88 → 08/92		MD-236		
Comments: MD-236: FG.-Nr. / Chassi no. KV663951					
2000, Isuzu 4ZC1	03/88 →	SP-934		FF-006	
	03/88 →		MD-236		
Comments: MD-236: FG.-Nr. / Chassis no. KV663951					
2200 D, 22DIE, 45 KW	06/88 → 08/92	SP-934		SP-1003	
2400 Diesel, 4JA1	03/91 → 05/88	SP-840		SP-1003	
2400 Turbodiesel, Isuzu	06/94 → 08/97			SP-1003	
	06/94 → 08/97	SP-934			
Comments: SP-934: Hauptstrom / Primary flow					

Monterey (91-99)

3000 TDI,4JX1, 117 KW	07/98 → 08/99	SP-1009	MD-666	SP-970	
3100 TD, 4JG2TC, 84 KW	09/91 → 07/98	SP-1009	MD-666	SP-970	
3200i 24V, 6VD1, 130 KW	06/92 → 07/98	SP-937	MD-9744	SP-2041	
3500i V6 24V, 6VE1, 158KW	07/98 → 08/99	SP-989	MD-9744	SP-2024	

Monza A (78-86)

2000i H 20 E, 85 KW	03/03 → 10/84	SP-942	MD-9048	SP-2024	
2200i, 22 E, 85 KW	11/84 → 08/86	SP-942	MD-9048	SP-2024	
2500i, 25 E, 103 KW	06/84 → 08/86	SP-976		SP-2024	
2500i, H25 E, 100 KW	05/81 → 12/82	SP-864	MD-9048	SP-2024	
	01/83 → 08/86	SP-976	MD-9048	SP-2024	
2800, 28 H, 103 KW	02/78 → 04/81	SP-864	MD-162		
3000 (GSE), 30 E, 132 KW	02/78 → 12/82	SP-864	MD-162	SP-2024	
	01/83 → 08/86	SP-976	MD-162	SP-2024	
3000 (GSE), C30 LE, 115 KW	09/85 → 08/86	SP-976	MD-162	SP-2024	
3000, 30 H, 110 KW	04/78 → 12/82	SP-1244	MD-162	FF-009	
	01/83 →	SP-986	MD-162	SP-2024	
3000i, 30 H, 110 KW	04/78 → 12/81	SP-864	MD-9048	SP-2024	
3000i, C30LE, 115 KW	01/83 → 03/86	SP-976	MD-9048	SP-2024	

Movano I (98-10)

1900 CDTI, F9Q774, 60 KW	10/01 → 06/10	SP-1321	MD-9514	MD-531	
Comments: Purflux housing FC 578+FC 580					
	10/01 → 06/10	SP-1321	MD-9514	MD-567	
Comments: Purflux housing FC 579, engine code F9Q-774					
	10/01 → 06/10	SP-1321	MD-9514	MD-513	
Comments: Delphi housing					
1900DTi Eng:F9QT-770/772 59KW	09/00 → 10/01	SP-1039	MD-9714	MD-397	
2200 CDTI, G9T720, 66 KW	09/00 → 06/10	MD-477	MD-8162	MD-531	
2200DTi Eng:G9TT720 66KW	09/00 → 06/10	MD-477	MD-9514	MD-513	
Comments: Delphi housing					
	09/00 → 06/10	MD-477	MD-9514	MD-531	
Comments: Purflux housing FC 578+FC 580					
	09/00 → 06/10	MD-477	MD-9514	MD-567	
Comments: Purflux housing FC 579					
2500 CDTI 100, G9U650, 74 KW	07/06 → 06/10	MD-631	MD-8162	MD-567	
Comments: Purflux housing					
	07/06 → 06/10	MD-631	MD-8162	MD-531	
Comments: Purflux housing FC 578+FC 580					
	07/06 → 06/10	MD-631	MD-8162	MD-513	
Comments: Delphi housing					

OPEL (VAUXHALL)

Movano I (98-10)

2500 CDTI 120, G9U650, 88 KW	07/06 → 06/10	MD-477	MD-8162	MD-567 MD-513		
------------------------------	---------------	--------	---------	------------------	--	--

Comments: MD-567 Purflux housing, MD-513 Delphi housing

2500 CDTI 150, G9U632, 107 KW	07/06 → 06/10	MD-631	MD-8162 MD-9514	MD-567		
-------------------------------	---------------	--------	--------------------	--------	--	--

Comments: MD-567 Purflux housing

	07/06 → 06/10	MD-631	MD-8162 MD-9514	MD-531		
--	---------------	--------	--------------------	--------	--	--

Comments: Purflux housing FC 578+FC 580

	07/06 → 06/10	MD-631	MD-8162 MD-9514	MD-513		
--	---------------	--------	--------------------	--------	--	--

Comments: Delphi housing

2500 CDTI, G9T 750, 84 KW	11/03 → 07/06	MD-477	MD-8162 MD-9514	MD-531		
---------------------------	---------------	--------	--------------------	--------	--	--

Comments: Purflux housing FC 578+FC 580

2500 CDTI, G9U 750/754, 74 KW	09/01 → 12/03	MD-477	MD-8162 MD-9514	MD-531		
-------------------------------	---------------	--------	--------------------	--------	--	--

Comments: Purflux housing FC 578+FC 580

	09/01 → 12/03	MD-477	MD-8162 MD-9514	MD-567		
--	---------------	--------	--------------------	--------	--	--

Comments: Purflux housing FC 579

	09/01 → 12/03	MD-477	MD-8162 MD-9514	MD-513		
--	---------------	--------	--------------------	--------	--	--

Comments: Delphi housing

2500D Eng:S8U 59KW	03/98 → 12/03	SP-1237	MD-9514	MD-397		
--------------------	---------------	---------	---------	--------	--	--

2500DTi Eng:G9U-720 84KW	09/01 → 12/03	MD-477	MD-9514	MD-513		
--------------------------	---------------	--------	---------	--------	--	--

Comments: Delphi housing

	09/01 → 12/03	MD-477	MD-9514	MD-567		
--	---------------	--------	---------	--------	--	--

Comments: Purflux housing FC 579

	09/01 → 12/03	MD-477	MD-9514	MD-531		
--	---------------	--------	---------	--------	--	--

Comments: Purflux housing FC 578+FC 580

2800DTi, Eng: S9W, 84KW	03/98 → 12/03	SP-1237	MD-9514	MD-397		
-------------------------	---------------	---------	---------	--------	--	--

3000 CDTI, ZD3 200/203, 100 KW	01/04 → 07/06	MD-399	MD-8378	MD-531		
--------------------------------	---------------	--------	---------	--------	--	--

Movano II (10-)

2300 CDTI 100 M9T670, 74 KW	04/10 →	MD-703	MD-8512	MD-531	MS-6395	
-----------------------------	---------	--------	---------	--------	---------	--

Comments: Purflux housing FC 578+FC 580

2300 CDTI 125 M9T690, 92 KW	04/10 →	MD-703	MD-8512	MD-531	MS-6395	
-----------------------------	---------	--------	---------	--------	---------	--

Comments: Purflux housing FC 578+FC 580

2300 CDTI 150 M9T678, 107 KW	04/10 →	MD-703	MD-8512	MD-531	MS-6395	
------------------------------	---------	--------	---------	--------	---------	--

Comments: Purflux housing FC 578+ FC 580

Nova (82-93)

1000, 10S, 33 KW	09/82 → 03/93	SP-942	MD-158	SP-2024		
------------------	---------------	--------	--------	---------	--	--

1200 (KAT), C12 NZ, 12 NV/S/ST, 33 KW	09/89 → 03/93	SP-935	MD-156	SP-2024		
---------------------------------------	---------------	--------	--------	---------	--	--

1200 N, 12 NV, 38 KW	01/90 → 03/93	SP-935	MD-158			
----------------------	---------------	--------	--------	--	--	--

1200 N, 12N/NC, 33 KW	01/85 → 09/85	SP-942	MD-158			
-----------------------	---------------	--------	--------	--	--	--

	10/85 → 10/87	SP-935	MD-158			
--	---------------	--------	--------	--	--	--

1200 S, 12 ST OHC, 43 KW	01/88 → 02/90	SP-935	MD-158			
--------------------------	---------------	--------	--------	--	--	--

1200 S, 12 ST, 40 KW	09/82 → 09/85	SP-942	MD-158			
----------------------	---------------	--------	--------	--	--	--

	10/85 → 10/87	SP-935	MD-158			
--	---------------	--------	--------	--	--	--

1200, 12 ST, 40 KW	05/83 → 09/85	SP-942	MD-158			
--------------------	---------------	--------	--------	--	--	--

	10/85 → 03/93	SP-935	MD-158			
--	---------------	--------	--------	--	--	--

1200, E12GV, 33 KW	01/85 → 09/85	SP-942	MD-158			
--------------------	---------------	--------	--------	--	--	--

	10/85 → 10/89	SP-935	MD-158			
--	---------------	--------	--------	--	--	--

1300 S, 13 SB, 51 KW	09/82 → 09/85	SP-942	MD-156	SP-2024		
----------------------	---------------	--------	--------	---------	--	--

	10/85 → 10/87	SP-935	MD-156	SP-2024		
--	---------------	--------	--------	---------	--	--

1300, 13 SB, 51 KW	05/83 → 09/85	SP-942	MD-156	SP-2024		
--------------------	---------------	--------	--------	---------	--	--

	10/85 → 03/93	SP-935	MD-156	SP-2024		
--	---------------	--------	--------	---------	--	--

1300i (KAT), C13N, 44 KW	09/89 → 03/93	SP-935	MD-156			
--------------------------	---------------	--------	--------	--	--	--

1300i, 13 NB, 44 KW	09/85 → 10/89	SP-935	MD-156			
---------------------	---------------	--------	--------	--	--	--

1400, 14NV, 55 KW	01/90 → 03/93	SP-935	MD-156	SP-2024		
-------------------	---------------	--------	--------	---------	--	--

1400i S, C14SE, 60 KW	09/91 → 03/93	SP-935	MD-156	SP-2024		
-----------------------	---------------	--------	--------	---------	--	--

1400i, C14NZ, 44 KW	01/90 → 03/93	SP-935	MD-156	SP-2024		
---------------------	---------------	--------	--------	---------	--	--

1500 TD, 15DT (T4EC1), 49 KW	01/90 → 03/93	SP-1001	MD-9032	SP-966		
------------------------------	---------------	---------	---------	--------	--	--

OPEL (VAUXHALL)

Nova (82-93)						
1500D, 15D (4EC1), 37 KW	09/87 → 03/93	SP-1001	MD-9032	SP-966		
1600 GSi (KAT), C16SE, 74 KW	02/92 → 03/93	SP-935		SP-2024		
1600 GSi, C16SEI, 72 KW	09/89 → 03/93	SP-935		SP-2024		
1600i, E16SE, 74 KW	05/88 → 03/93	SP-935		SP-2024		
Omega A (85-94)						
1800, 85 KW	10/85 → 05/94	SP-935	MD-156	FF-009		
1800i, 18NV, 60 KW	10/85 → 05/94	SP-935	MD-9052	SP-2024		
2000i, 20SE, 90 KW	10/85 → 05/94	SP-935	MD-9052	SP-2024		
2300D, 23YD, 54 KW	10/85 → 05/94	SP-916	MD-9090	SP-966		
2300TD, 23YDT, 66 KW	10/85 → 05/94	SP-987	MD-9090	SP-966		
2400i, C24NE, 92 KW	11/88 → 05/94	SP-942	MD-9092	SP-2024		
2600i, C26NE, 110 KW	10/88 → 05/94	SP-976	MD-9092	SP-2024		
3000i 24V, C30SEJ, 147 KW	10/89 → 05/94	SP-976	MD-9092	SP-2024		
3000i, 30 NE, 130 KW	10/85 → 05/94	SP-976	MD-9092	SP-2024		
3600i 24V Lotus, C36GET, 277 KW	10/88 → 05/94		MD-9092			
Omega B (94-03)						
2000i 16V, X20 XEV, 100 KW	03/94 → 10/99	SP-935	MD-9296	SP-2060	MS-6107	
2000i 16V, X20XEV, 100KW	09/98 → 10/99	SP-935	MD-9302	SP-2060	MS-6107	
2000i, X20 SE, 85 KW	03/94 → 12/00	SP-935	MD-9302	SP-2060	MS-6107	
2000TDI16V, X20 DTH, 74 KW	06/97 → 12/00	MD-337	MD-9302	MD-381	MS-6107	
2200 TDI 16V, Y22 DTH, 88 KW	09/00 → 07/03	MD-337	MD-9302	MD-381	MS-6107	
2200i 16V, Y/Z 22 XE, 106 KW	09/99 → 09/00	SP-935	MD-9302	SP-2060		
Comments: Engine code Y22XE						
	10/00 → 07/03	SP-1275	MD-9302	SP-2060		
Comments: Engine code Z22XE						
2500 DTI 24 V, Y25 DT, 110 KW	08/01 → 07/03	MD-439	MD-9302	MD-381	MS-6107	
2500 TD, U/X 25 DT, 96 KW	04/94 → 08/01	MD-345	MD-9302	SP-966	MS-6107	
Comments: From motor no. 34398418						
	04/94 → 08/01	MD-279	MD-9302	SP-966	MS-6107	
Comments: motor no. 34398417						
2500i X25 XE, 125 KW	03/94 → 08/99	SP-935	MD-9316	SP-2060	MS-6107	
Comments: Up to motor no. 08300417						
	09/99 → 10/00	MD-335	MD-9316	SP-2060	MS-6107	
Comments: From motor no. 08300418						
2600i V6, Y26 SE, 132 KW	09/00 → 07/03	MD-335	MD-9302	SP-2060	MS-6107	
3000i MV6, X30 XE, 155 KW	04/94 → 08/98	SP-935	MD-9316	SP-2060	MS-6107	
	09/99 → 08/03	MD-335	MD-9302	SP-2060	MS-6107	
3200 V6, Y32 XE/SE, 160 KW	03/01 → 07/03	MD-335	MD-9302	SP-2060	MS-6107	
Rekord A (61-65)						
1500 R3, 44 KW	02/63 → 12/65	SP-942	MD-156			
1700 R3, 40 KW	02/63 → 12/65	SP-942	MD-156			
1700 R3, 49 KW	02/63 → 12/65	SP-942	MD-156			
Rekord B (65-67)						
1500, 44 KW	08/65 → 08/66	SP-942				
1700, 55 KW	08/65 → 12/66	SP-942				
1900, 66 KW	08/65 → 02/67	SP-942				
Rekord C (66-71)						
1500, 15, 43 KW	08/66 → 12/71	SP-942				
1500, 15, 44 KW	02/68 → 12/71	SP-942				
1700, 17N, 44 KW	08/66 → 12/71	SP-942				
1700, 17N, 49 KW	02/68 → 12/71	SP-942				
1700S, 17S, 55 KW	02/68 → 12/71	SP-942				
1900 Sprint, 78 KW	08/67 → 12/71	SP-942				
1900, 19S, 66 KW	08/66 → 12/71	SP-942				
Rekord D (72-77)						
1700, 17N, 44-49 KW	01/72 → 07/77	SP-942	MD-156	FF-010		
1900, 19N, 55KW	01/72 → 07/77	SP-942	MD-156	FF-010		
1900, 19SH, 66/71KW	01/72 → 07/77	SP-942	MD-162	FF-010		
2000, 20S, 74KW	01/75 → 07/77	SP-942	MD-162	FF-010		
2000D BOSCH, 20D, 40 KW	01/74 → 07/77	SP-916		SP-966		

		 OIL	 AIR	 FUEL	 CABIN	 OTHER
OPEL (VAUXHALL)						
Rekord D (72-77)						
2000D CAV, 20D, 40 KW	01/74 → 07/77	SP-916		MD-093		
2100D BOSCH, 21D, 44 KW	01/74 → 07/77	SP-916		SP-966		
	01/74 → 07/77	SP-916		MD-093		
2100D CAV, 21D, 44 KW	01/74 → 07/77	SP-916		MD-093		
Rekord E (77-86)						
1700, 17N, 44KW	08/77 → 10/81	SP-942	MD-156	FF-010		
1800i, C18NV, 74KW	06/84 → 09/85	SP-935	MD-9018	SP-2024		
1800N, 18N, 55KW	11/81 → 09/85	SP-935	MD-9074	FF-010		
1800S, 18S, 66KW	11/81 → 05/84	SP-935	MD-9074	FF-010		
	06/84 → 09/85	SP-935	MD-568	FF-010		
1900, 19N, 55KW	08/77 → 10/81	SP-942	MD-156	FF-010		
2000D, 20D, 43 KW	08/77 → 04/84	SP-916	MD-9406	SP-966		
2000i, 20E, 81KW	08/77 → 10/81	SP-942	MD-9018	SP-2024		
2000N, 20N, 66KW	08/77 → 10/81	SP-942	MD-568	FF-010		
2000S, 20S, 74KW Varajet - Ver.	08/77 → 10/81	SP-942	MD-568	FF-010		
2000S, 20S, 74KW Zenith - Verg.	08/77 → 10/81	SP-942	MD-162	FF-010		
2100D, 21D, 44 KW	08/77 → 04/84	SP-916	MD-9406	SP-966		
2200i, 22E, 85 KW85KW	09/81 → 09/85	SP-942	MD-9018	SP-2024		
2300D, 23D 52, 52 KW	08/77 → 09/85	SP-916	MD-9406	SP-966		
2300TD, 23TD, 63 KW	05/84 → 09/85	SP-916	MD-5054	SP-966		
Royale (78-87)						
2000 E, H20E, 85 KW	03/83 → 10/84	SP-942		SP-2024		
2200 E, 22E, 85 KW	11/84 → 08/87	SP-942		SP-2024		
2300 TD, 23TD, 63 KW	11/84 → 08/87	SP-916		SP-966		
2500 E, 25E, 103 KW	09/84 → 08/87	SP-976		SP-2024		
2500 E, H25E, 100 KW	01/83 → 08/84	SP-976		SP-2024		
2500, 85 KW	05/78 → 12/80			SP-2024		
2800, 28H, 103 KW	02/78 → 10/82	SP-864				
Senator A (78-87)						
2000i, H20E, 85 KW	03/82 → 10/84	SP-942	MD-9048	SP-2024		
2200i, 22E, 85 KW	11/84 → 08/86	SP-942	MD-9048	SP-2024		
2300D Complex, 23TD, 63 KW	01/85 → 08/86	SP-916	MD-498	SP-966		
2300TD, 23TD, 63 KW	11/84 → 08/86	SP-916	MD-5054	SP-966		
2500i, 85 KW	05/78 → 12/81	SP-864	MD-9048	SP-2024		
2500i, H25E, 100 KE	01/83 → 08/86	SP-976	MD-9048	SP-2024		
2800S, 28H, 103 KW	02/78 → 12/81	SP-864	MD-162	FF-009		
3000E, 30E, 132 KW	04/78 → 12/81	SP-864	MD-162	FF-009		
	01/83 → 08/86	SP-976	MD-162	FF-009		
3000i, C30LE, 115 KW	02/78 → 12/81	SP-864	MD-9048	SP-2024		
	01/83 → 03/86	SP-976	MD-9048	SP-2024		
Senator B (87-93)						
2600i, C26NE, 110 KW	09/86 → 09/93	SP-976	MD-9092	SP-2024		
3000i 24V, C30SE, 150 KW	10/89 → 09/93	SP-976	MD-9092	SP-2024		
	01/88 → 09/89	SP-976	MD-9092	SP-2024		
3000i, C30NE, 130 KW	04/86 → 09/93	SP-976	MD-9092	SP-2024		
Signum (03-09)						
1800 16V, Z18 XE, 90 KW	04/03 → 10/09	SP-1275	MD-8092	SP-2060	MS-6224 MS-6224C	
1800 16V, Z18 XER, 103 KW	10/05 → 10/09	MD-619	MD-8092	SP-2060	MS-6224 MS-6224C	
1900 CDTI, Z19 DTH, 110 KW	04/04 → 10/09	MD-515	MD-8092	MD-577	MS-6224 MS-6224C	
1900 CDTI, Z19DT/DTJ, 88 KW	04/04 → 10/09	MD-515	MD-8092	MD-577	MS-6224 MS-6224C	
1900 CDTI, Z19DTL, 74 KW	09/05 → 10/09	MD-515	MD-8092	MD-577	MS-6224 MS-6224C	
2000 DTI 16V, Y20 DTH, 74 KW	04/03 → 10/09	MD-337	MD-8092	MD-381	MS-6224 MS-6224C	

OPEL (VAUXHALL)

Signum (03-09)

2000 Turbo ,Z20 NET, 129 KW	04/03 → 10/09	MD-463	MD-8092	SP-2060	MS-6224 MS-6224C
2200 16V Direct, Z22 YH, 114 KW	04/03 → 10/09	MD-463	MD-8092	SP-2060	MS-6224 MS-6224C
2200 DTI 16V, Y22DTR, 92 KW	04/03 → 10/09	MD-337	MD-8092	MD-381	MS-6224 MS-6224C
2800 V6 Turbo S, Z28NET, 184 KW	02/06 → 10/09	MD-695	MD-8092	SP-2060	MS-6224 MS-6224C
2800 V6 Turbo, Z28NEL, 169 KW	09/05 → 10/09	MD-695	MD-8092	SP-2060	MS-6224 MS-6224C
2800 V6 Turbo, Z28NET, 206 KW	09/06 → 10/09	MD-695	MD-8208	SP-2060	MS-6224 MS-6224C
3000 V6 CDTI, Y30DT, 130 KW	04/03 → 10/09	MD-523	MD-8092	MD-381	MS-6224 MS-6224C
3000 V6 CDTI, Y30DT, 135 KW	09/05 → 10/09	MD-523	MD-8092	MD-381	MS-6224 MS-6224C
3200 V6 GTS, Y32SE, 155 KW	04/03 → 10/09	MD-335	MD-8092	SP-2060	MS-6224 MS-6224C

Sintra (96-99)

2200i 16V, X22 XE, 104 KW	11/96 → 06/99	SP-935	MD-9388		MS-6194
2200TDI 16V, X20 DTH, 85 KW	06/97 → 06/99	MD-337		MD-381	MS-6194
3000i 24V, X30 XE, 148 KW	11/96 → 06/99	SP-935	MD-9388		MS-6194

Speedster-VX220 (00-05)

2000 Turbo, Z20LET/ZET, 147 KW	03/03 → 09/05	SP-935	MD-9382	SP-2167	
2000 Turbo, Z20LET/ZET, 162 KW	03/03 → 09/06	SP-1275	MD-9382	SP-2167	
2200 16V, Z22 SE, 108 KW	08/00 → 09/05	MD-463	MD-9370	SP-2060	

Tigra (94-00)

1400i 16 V, 63 KW	08/97 → 12/00	SP-935	MD-9258	SP-2060	MS-6105
1400i, X14 XE, 66 KW	07/94 → 12/00	SP-935 MD-619	MD-9258	SP-2060	MS-6103
1600i 16V, X1 XE, 78 KW	07/94 → 12/00	SP-935	MD-9258	SP-2060	MS-6103
1600i 16V, 74 KW	08/97 → 12/00	SP-935	MD-9258	SP-2060	MS-6105

Comments: With A/C

Tigra TwinTop (04-09)

1300 CDTI, Z13DT, 51 KW	12/04 → 10/09	MD-547 MD-537	MD-8168	MD-577	MS-6224 MS-6224C
Comments: MD-547 for UFI housing, MD-537 for Purflux housing					
1400i, X14 XE, 66 KW	07/04 → 10/09	MD-349 MD-619	MD-9732	SP-2060	MS-6224 MS-6224C
Comments: MD-619 from eng.19MA9235-. MD-349 up eng.-19MA9234					
1800 16V, Z18XE, 92 KW	07/04 → 10/09	SP-1275	MD-9732	SP-2060	MS-6224 MS-6224C

Vectra A (88-95)

1400, 14NV, 55 KW	01/88 → 10/94	SP-935	MD-156	FF-010	
1600 Ch-5000000, 16SV, 60 KW	01/88 → 10/94	SP-935	MD-156	FF-010	
1600 Ch50000001-, 16SV, 60 KW	01/88 → 10/94	SP-935	MD-9134	FF-010	
1600i, X16SZ, 52 KW	01/88 → 10/94	SP-935	MD-9134	SP-2024	
1700D, 17DR, 44 KW	01/88 → 10/94	SP-900	MD-9134	SP-966	
1700TD, X17DT, 60 KW	03/90 → 10/94	SP-989	MD-9032	SP-966	
1800 CH-5000000, 18SV, 66 KW	01/88 → 10/94	SP-935	MD-156	FF-010	
1800 CH50000001-, 18SV, 66 KW	01/88 → 10/94	SP-935	MD-9134	FF-010	
1800i, C18NZ, 66 KW	09/89 → 10/94	SP-935	MD-9134	SP-2024	
2000i 16V Turbo, C20LET, 150 KW	10/93 → 10/94	SP-935	MD-9134	SP-2024	
2000i 16V, 20XEJ, 110 KW	01/88 → 10/94	SP-935	MD-9134	SP-2024	
2000i, 20SEH, 95 KW	01/88 → 10/94	SP-935	MD-9134	SP-2024	
2500i V6, C25XE, 125 KW	03/93 → 10/94	SP-935	MD-9134	SP-2024	

Vectra B (95-02)

1600i 16V, X16EL/Y16XE/Z16XE, 74KW	09/94 → 09/02	SP-935	MD-9370	SP-2060	MS-6119
1600i, X16SZR, 55KW	09/94 → 12/98	SP-935	MD-9370	SP-2060	MS-6119

OPEL (VAUXHALL)

Vectra B (95-02)

1700TD, X17DT, 60 KW	09/94 → 12/96	SP-989	MD-9374	SP-966	MS-6119	
1800i, X18XE/XE1, 85KW	02/98 → 12/00	MD-335	MD-9370	SP-2060	MS-6119	
	09/94 → 01/98	SP-935	MD-9370	SP-2060	MS-6119	
2000D 16V, Eng: X20DTL, 60KW	10/96 → 12/00	MD-339	MD-9386	MD-381	MS-6119	
2000D, X20DTL, 60KW	04/96 → 12/00	MD-337	MD-9386	SP-966	MS-6119	
2000i, X20XE, 100KW	09/94 → 12/00	SP-935	MD-9370	SP-2060	MS-6119	
2000TDI 16V, X20DTH/Y20DTH, 74KW	06/96 → 12/00	MD-337	MD-9386	MD-381	MS-6119	
2200i 16V, Eng: Z22SE, 108KW	10/00 → 09/02	MD-463	MD-9386		MS-6119	
2200TDi 16V, Y22DTH/Y22DTR, 85KW	09/97 → 12/00	MD-337	MD-9386	SP-966	MS-6119	
2200TDI, 16V, Y22DTH/DTR, 88KW	10/00 → 09/02	MD-337		MD-381	MS-6119	
2500i, X25XE, 125KW	09/94 → 12/00	SP-935	MD-9370	SP-2060	MS-6119	
2500i, X25XE, 143KW 500	05/98 → 12/99	MD-335	MD-9370	SP-2060	MS-6119	
2600i, Y26SE, 125KW V6	10/00 → 09/02	MD-335	MD-9370	SP-2060	MS-6119	

Vectra C (02-)

1600 16V, Z16 XE, 74 KW	03/02 → 12/05	SP-1275	MD-8092	SP-2060	MS-6224 MS-6224C	
1600 16V, Z16 XEP, 77 KW	01/06 →	SP-1275	MD-8092	SP-2060	MS-6224 MS-6224C	
1800 16V, Z18 XEL, 81 KW	03/02 →	SP-1275	MD-8092	SP-2060	MS-6224 MS-6224C	
1800 16V, Z18 XE, 90 KW	03/02 →	SP-1275	MD-8092	SP-2060	MS-6224 MS-6224C	
1800 16V, Z18 XER, 103 KW	02/06 →	MD-619	MD-8092	SP-2060	MS-6224 MS-6224C	
1900 CDTI, Z19 DTH, 110 KW	04/04 →	MD-515	MD-8092	MD-577	MS-6224 MS-6224C	
1900 CDTI, Z19 DTL, 74 KW	09/05 →	MD-515	MD-8092	MD-577	MS-6224 MS-6224C	
1900 CDTI, Z19 DTL, 74 KW	09/05 →	MD-515	MD-8092	MD-577	MS-6224 MS-6224C	
2000 Turbo, Z20NET, 129 KW	03/03 →	MD-463	MD-8092	SP-2060	MS-6224 MS-6224C	
2000DTi 16V, Y22DTR, 92KW	03/02 →	MD-337	MD-8092	MD-381	MS-6224 MS-6224C	
2200 16V Direct, Z22YH, 114 KW	09/03 →	MD-463	MD-8092	SP-2060	MS-6224 MS-6224C	
2200 16V, Z22XE, 108 KW	03/02 →	MD-463	MD-8092	SP-2060	MS-6224 MS-6224C	
2200 DTI 16V, Y22DTR, 92 KW	03/02 →	MD-337	MD-8092	MD-381	MS-6224 MS-6224C	
2800 V6 Turbo, Z28NEL, 169 KW	09/05 →	MD-695	MD-8092	SP-2060	MS-6224 MS-6224C	
2800 V6 Turbo, Z28NET, 184 KW	09/06 →	MD-695	MD-8092	SP-2060	MS-6224 MS-6224C	
2800 V6 Turbo, Z28NET, 188 KW	11/05 →	MD-695	MD-8092	SP-2060	MS-6224 MS-6224C	
2800 V6 Turbo, Z28NET, 206 KW	09/06 →	MD-695	MD-8092	SP-2060	MS-6224 MS-6224C	
3000 V6 CDTI, Y30DT, 130 KW	09/03 →	MD-523	MD-8092	MD-381	MS-6224 MS-6224C	
3000 V6 CDTI, Y30DT, 135 KW	09/05 →	MD-523	MD-8092	MD-381	MS-6224 MS-6224C	
3200 V6 GTS, Y/Z32SE, 155 KW	03/02 →	MD-335	MD-8092	SP-2060	MS-6224 MS-6224C	

Vivaro (01-)

OPEL (VAUXHALL)

Vivaro (01-)

1900 CDTI, F9Q760, 60 KW Comments: Delphi housing	03/01 → 08/06	SP-1321	MD-9714	MD-513	MS-6332	
Comments: Purflux housing FC 580	03/01 → 08/06	SP-1321	MD-9714	MD-531	MS-6332	
Comments: Purflux housing FC 579+FC 581	03/01 → 08/06	SP-1321	MD-9714	MD-567	MS-6332	
1900 CDTI/DTI, F9Q760, 74 KW Comments: Delphi housing	03/01 → 08/06	SP-1321	MD-9714	MD-513	MS-6332	
Comments: Purflux housing FC 580	03/01 → 08/06	SP-1321	MD-9714	MD-531	MS-6332	
Comments: Purflux housing FC 579+FC 581	03/01 → 08/06	SP-1321	MD-9714	MD-567	MS-6332	
1900 DI, F9Q760, 59 KW	03/01 → 08/04	SP-1321	MD-9714	MD-513	MS-6332	
2000 16V, F4R, 86 KW	09/06 →	SP-1039	MD-9492	SP-2061	MS-6332	
2000 16V, F4RL7, F4R720, 88 KW	03/01 → 08/06	SP-1039	MD-9492	SP-2061	MS-6332	
2000 CDTI 115, M9R, 84 KW Comments: Delphi housing	09/06 →	MD-631	MD-8160	MD-513	MS-6332	
Comments: Purflux housing FC 579+FC 581	09/06 →	MD-631	MD-8160	MD-567	MS-6332	
Comments: Purflux housing FC 580	09/06 →	MD-631	MD-8160	MD-531	MS-6332	
2000 CDTI 90, M9R, 66 KW Comments: Delphi housing	09/06 →	MD-631	MD-8160	MD-513	MS-6332	
Comments: Purflux housing FC 579+FC 581	09/06 →	MD-631	MD-8160	MD-567	MS-6332	
Comments: Purflux housing FC 580	09/06 →	MD-631	MD-8160	MD-531	MS-6332	
2500 CDTI 150, 107 KW Comments: Purflux housing FC 580	09/06 →	MD-631	MD-8160	MD-531	MS-6332	
Comments: Purflux housing FC 580	09/06 →	MD-631	MD-8160	MD-567	MS-6332	
Comments: Purflux housing FC 579+FC 581	02/03 → 08/06	MD-477	MD-8160	MD-531	MS-6332	
2500 CDTI DTI, G9UB7, 99 KW Comments: Purflux housing FC 580	02/03 → 08/06	MD-477	MD-8160	MD-567	MS-6332	
Comments: Purflux housing FC 579+FC 581	02/03 → 08/06	MD-477	MD-8160	MD-567	MS-6332	

Zafira A (99-05)

1600i 16V, Z16XE/XEP,74 KW Comments: Engine code X16XEL	02/99 → 09/00	SP-935	MD-9382	SP-2060	MS-6160 MS-6161	
Comments: Engine code Z16XE/XEP	10/00 → 09/05	SP-1275	MD-9382	SP-2060	MS-6160 MS-6161	
1800 16V, Z18 XE, 92 KW	10/00 → 07/05	MD-335 SP-1275	MD-9382	SP-2060	MS-6160 MS-6161	
1800i 16V, X18 XE1,85 KW Comments: Up to engine no. 20V00604	02/99 → 12/00	MD-335	MD-9382	SP-2060	MS-6160 MS-6161	
Comments: From engine no. 20V00605	02/99 → 12/00	SP-935	MD-9382	SP-2060	MS-6160 MS-6161	
2000 DTI 16V, X20 DTL,60 KW	02/99 → 12/00	MD-337	MD-9382	MD-381	MS-6160 MS-6161	
2000 DTI 16V, Y20 DTH,74 KW	10/00 → 07/01	MD-337	MD-9382	MD-381	MS-6160 MS-6161	
	08/01 → 07/05	MD-337	MD-8102	MD-381	MS-6160 MS-6161	
2000 OPC T, Z20 LET,141KW	04/01 → 07/05	SP-1275	MD-9382	SP-2060	MS-6161	
2000 OPC T, Z20ZET,147KW	12/02 → 07/05	SP-1275	MD-9382	SP-2060	MS-6161	
2000DTi 16V, Y22DTR, 92 KW	10/00 → 07/05	MD-337	MD-9382	MD-381	MS-6161	
2200 16V, Z22 SE,108 KW (Behr)	10/00 → 07/05	MD-463	MD-8024	SP-2060	MS-6160	
2200 16V, Z22 SE,108 KW (DELPHI)	10/00 → 07/05	MD-463	MD-8024	SP-2060	MS-6161	
2200 DTI 16V, Y22SE, 92 KW (Behr) Comments: Behr Aircondition	01/02 → 07/05	MD-337	MD-8102	MD-381	MS-6160	
2200DTI 16V, Y22 DTR 92 KW (DELPHI) Comments: Delphi Aircondition	01/02 → 07/05	MD-337	MD-8052	MD-381	MS-6161	

OPEL (VAUXHALL)

Zafira A (99-05)

3000 V6 CDTI, Z32SE, 130 KW (Behr)	09/03 → 07/05	MD-8102	MD-8102	MD-381	MS-6160	
Comments: Behr Aircondition						
3000 V6 CDTI, Z32SE, 130 KW (DELPHI)	09/03 → 07/05	MD-8102	MD-8102	MD-381	MS-6161	
Comments: Delphi Aircondition						

Zafira B (05-)

1600 CNG Turbo, Z16XNT, 110 KW	02/09 →	MD-619	MD-8156		MS-6160	
1600 CNG, Z16YNG, 69 KW	07/05 →	SP-1275	MD-9382		MS-6160	
1600, Z16XEP/Z16XE1, 77 KW	07/05 → 01/08	SP-1275	MD-9382		MS-6160	
1600, Z16XER, 85 KW	02/08 →	MD-619	MD-9382		MS-6160	
1700CDTI, Z17DTJ, 81 KW	02/08 →	MD-655	MD-8156		MS-6160	
1700CDTI, Z17DTR/A17DTR, 92 KW	02/08 →	MD-655	MD-8156		MS-6160	
1800, Z18XER, 103 KW	07/05 →	MD-619	MD-9382		MS-6160	
1900CDTI, Z19DT/DTJ, 88KW	07/05 →	MD-515	MD-8156	MD-577	MS-6160	
1900CDTI, Z19DTH, 110 KW	07/05 →	MD-515	MD-8156	MD-577	MS-6160	
1900CDTI, Z19DTL, 74 KW	07/05 → 01/08	MD-515	MD-8156	MD-577	MS-6160	
2000 Turbo OPC, Z20LE, 177 KW	01/06 →	SP-1275	MD-9382		MS-6160	
2000 Turbo, Z20LER, 147 KW	07/05 →	SP-1275	MD-9382		MS-6160	
2200 Direct, Z22YH, 110 KW	07/05 →	MD-463	MD-8024		MS-6160	

Zafira Tourer/Zafira C (11-)

1400 16V Turbo, A14NEL, 88 Kw	10/11 →	MD-619	MD-8538		MS-6398 MS-6398C	
1400 16V Turbo, A14NET 103 Kw	10/11 →	MD-619	MD-8538		MS-6398 MS-6398C	
1600 CNG, A16XNT, 158 Kw	10/11 →	MD-619	MD-8538		MS-6398 MS-6398C	
1800 A18XEL, 85 Kw	10/11 →	MD-619			MS-6398 MS-6398C	
1800 A18XER, 103 Kw	10/11 →	MD-619			MS-6398 MS-6398C	
2000 CDTI, A20DT, 96 Kw	10/11 →	MD-699	MD-8538	MD-653	MS-6398 MS-6398C	
2000 CDTI, A20DTH, 121 Kw	10/11 →	MD-699	MD-8538	MD-653	MS-6398 MS-6398C	
2000 CDTI, A20DTL, 81 Kw	10/11 →	MD-699	MD-8538	MD-653	MS-6398 MS-6398C	

PEUGEOT

1007 (05-)

1400 HDI 70, DV4TD, 50 KW	04/05 →	MD-509	MD-9756 MD-8486	FF-058	MS-6237	
Comments: For dusty environment use MD-9756						
1400, 16V TU3JP4, 65 KW	10/05 →	MD-525	MD-9780		MS-6237	
1400, TU3JP, 54 KW	04/05 →	MD-525	MD-9780		MS-6237	
1600 16V, TU5JP4, 80 KW	04/05 →	MD-525	MD-9772		MS-6237	
1600 HDI 110, DV6TED4, 80 KW	02/07 →	MD-509	MD-8038	FF-064	MS-6237	

104 (72-88)

1000, 108.108C, 32-34 KW	10/72 → 06/88	SP-888	MD-5004	FF-009		
1100, 109F/109/121, 37-49 KW	08/75 → 06/88	SP-888	MD-5004	FF-009		
1200, 129 XZ5, 42 KW	09/79 → 06/83	SP-888	MD-5004	FF-009		
1400, 150 XY6B, 53 KW	08/79 → 06/83	SP-888	MD-5004	FF-009		

106 (91-)

1000, 37 KW	09/91 → 04/96	SP-943	MD-5002	SP-2024		
1000, TU9M, 33 KW	09/91 → 04/96	SP-943	MD-5002	SP-2024		
1000i, CDZ, 37 KW	01/97 →	SP-943	MD-5070	SP-2024		
1000i, TU9M, 33 KW	05/96 →	SP-943	MD-5070	SP-2061		
1100, TU1M, 44 KW	07/92 → 04/96	SP-943	MD-5070	SP-2024		
1100, TU1M, 44KW	09/91 → 06/92	SP-943	MD-5002	SP-2024		

PEUGEOT

106 (91-)

1100i, HDY, 40 KW	01/97 → 06/99	SP-943	MD-5002	SP-2024		
	07/99 → 06/00	SP-943	MD-5002	SP-2024		
	07/00 →	MD-425	MD-5002	SP-2024		
1100i, TU1JP/M, 44 KW	05/96 → 06/99	SP-943	MD-5070	SP-2061		
Comments: MD-5070 engine code HDZ (TU1M), HFX (TU1JP)						
	07/99 → 06/00	SP-943	MD-5070	SP-2061		
Comments: MD-5070 engine code HDZ (TU1M), HFX (TU1JP)						
	07/00 →	MD-425	MD-5070	SP-2061		
Comments: MD-5070 engine code HDZ (TU1M), HFX (TU1JP)						
1300, TU2J2, 72KW	11/93 → 05/96	SP-943	MD-9464	SP-2024		
1400, TU3, 51 KW	08/91 → 09/95	SP-943	MD-5070			
	10/95 → 03/96	SP-943	MD-5070	SP-2061		
1400, TU3, TU3M, TU3J2/Z, 55/69KW	09/91 → 05/96	SP-943	MD-5070	SP-2024		
1400D, TUD3Y, 37KW	09/92 → 04/96	SP-943	MD-9088	SP-831		
1400i, TU3JP, 55 KW	05/96 → 06/99	SP-943	MD-5070	SP-2061		
	07/99 → 06/00	SP-943	MD-5070	SP-2061		
	07/00 →	MD-425	MD-5070	SP-2061		
1500D, TUD5, 40 KW	05/96 → 07/99	SP-943	MD-9488	SP-831		
1500D, TUD5, 40/43KW	06/94 →	SP-943	MD-9488	SP-967		
1500D, TUD5, 42 KW	07/01 →	SP-943	MD-9488	SP-831		
1600, TU5JP, TU5J2, 65-76 KW	06/93 → 04/96	SP-943	MD-5070	SP-2024		
1600i, TU5JP, TU5J2, 65 KW	05/96 → 06/98	SP-943	MD-5070	SP-2061		
	07/98 → 06/00	SP-943	MD-5070	SP-2061		
	07/00 →	MD-425	MD-5070	SP-2061		
1600i S16, TU5J4, 87 KW	05/96 → 12/98	SP-943	MD-9582	SP-2061		
1600i, TU5JP, TU5J2, 74 KW	05/96 →	SP-943	MD-5070	SP-2024		
Electric, 20 KW	04/96 → 07/07					

107 (05-)

1000, 1KR-FE, 50 KW	07/05 →	SP-991	MD-9682		MS-6313	
1400 HDI, DV4TED, 40 KW	11/05 →	MD-509	MD-9756	FF-058	MS-6313	
			MD-8486			
Comments: For dusty environment use MD-9756						

204 (65-77)

1100, XK, XK4, XK5, 39-43 KW	01/70 → 09/75	SP-893	MD-422	FF-009		
	09/75 → 02/82	SP-888	MD-422	FF-009		
1300D, XLD, 29 KW	05/68 → 05/73	SP-893		MD-101		
1400D, XL4D, 33 KW	01/73 → 10/77	SP-893		MD-101		

205 (83-98)

1000, 108C, 33 KW	03/83 → 08/86	SP-888	MD-5032	FF-009		
1000, TU9, 33 KW	09/86 → 07/90	SP-943	MD-5002	FF-009		
	07/90 → 12/97	SP-943	MD-5070	FF-009		
1000, TU9, 35 KW	07/90 → 12/97	SP-943	MD-5002	FF-009		
1100, 109F, 37 KW	02/83 → 10/86	SP-888	MD-5032	FF-009		
1100, 109N, 36 KW	10/86 → 10/87	SP-943	MD-5002	SP-2022		
1100, TU1, 40 KW	10/86 → 10/93		MD-5070	SP-2003		
1118 Mot. Talbot, 109F, 37 KW	03/83 → 10/90	SP-833	MD-5002	FF-009		
1124i, TU1, 40KW	09/86 → 01/90	SP-943	MD-5002	SP-2022		
1124i, TU1, 40KW some/teilweise	09/86 → 01/90			SP-2003		
1124i, TU1M, 44KW	11/89 → 12/92	SP-943	MD-5002	SP-2022		
1124i, TU1M, 44KW some/teilweise	11/89 → 12/92			SP-2003		
1294 Mot. Talbot, XL5, 47 KW	02/84 → 10/87	SP-833	MD-5002	FF-009		
1294i RALLYE, TU24, 74 KW	09/87 → 10/98	SP-943	MD-5034	SP-2022		
	06/88 → 10/89			SP-2003		
1360, 150B, 59 KW	09/86 → 07/90	SP-943	MD-5002	FF-009		
1360, 150G, 44 KW	03/83 → 08/86	SP-888	MD-5032	FF-009		
1360i, 150B, 55KW	10/89 → 12/97			SP-2003		
1360i, 150H, 58KW	04/86 → 01/90			SP-2003		
1360i, 1Y2, 58KW	04/86 → 01/90	SP-948	MD-5002	SP-2022		
1360i, TU3M, 55KW	10/89 → 06/90	SP-943	MD-5002	SP-2022		
1360i TU3M, 55KW	07/90 → 12/98	SP-943	MD-5070	SP-2022		

PEUGEOT

205 (83-98)

1580 Automatik, XU51C, 53 KW	02/83 → 10/90	SP-943	MD-572	FF-009		
1580 Schaltung, XU51C, 53 KW	02/83 → 10/90	SP-943	MD-5002	FF-009		
1580i, XU5M2Z, 65KW	05/90 → 07/92	SP-943	MD-5002	SP-2022		
	08/92 → 12/97	SP-943	MD-5002	SP-2024		
1580i, XU5M2Z, 65KW Automatik	05/90 → 12/97	SP-943	MD-572	SP-2024		
1600 GTI, XU5J, 76-83KW	11/83 → 12/89	SP-943	MD-5034	SP-2022		
1760D BOSCH, XUD7, 44 KW	03/83 → 12/89	SP-943	MD-572	MD-111		
	07/92 → 12/98	SP-943	MD-572	MD-069		
1760D CAV, XUD7, 44 KW	03/83 → 12/89	SP-943	MD-572	MD-195		
1760TD, 58KW	07/92 → 12/97	SP-943	MD-572	MD-069		
1760TD, XUD7, 44 KW	01/90 → 06/92	SP-943	MD-572	MD-111		
1900D BOSCH 47KW	09/86 → 06/92	SP-943	MD-572	MD-111		
1900D, CAV 47KW	09/86 → 06/92	SP-943	MD-572	MD-195		
1900D, XUD9Y, 47KW	07/92 → 12/97	SP-943	MD-572	MD-069		
1900i GTI, XU9JA, 94 KW	02/86 → 12/97	SP-943	MD-5034	SP-2022		

206 (98-)

1100i, TU1JP, 44KW	09/98 → 06/00	SP-943	MD-9476	SP-2061	MS-6176 MS-6176C	
	07/00 →	MD-525	MD-9476	SP-2061	MS-6176 MS-6176C	
Comments: From engine no. 4413114						
	07/00 →	MD-425	MD-9476	SP-2061	MS-6176 MS-6176C	
Comments: Up to engine no. 4413115						
1400 HDI 16V, DV4TED4, 68 KW	09/03 →	MD-509	MD-8038	FF-064	MS-6176 MS-6176C	
1400 HDI DV4TD, 50 KW	09/01 →	MD-509	MD-9756 MD-8486	FF-058	MS-6176 MS-6176C	
Comments: For dusty environment use MD-9756						
1400i 16V, KFX (TU3TP4), 65 KW	09/03 →	MD-525	MD-8174	SP-2061	MS-6176 MS-6176C	
1400i TU3JP (MPi), 55KW	08/98 → 06/99	MD-425	MD-9476	SP-2061	MS-6176 MS-6176C	
1400i, KFX (TU3JP), 55 KW	08/98 → 06/99	SP-943	MD-9476	SP-2061	MS-6176 MS-6176C	
Comments: MD-9476 from date 11/04						
	07/99 → 06/00	SP-943	MD-9736	SP-2061	MS-6176 MS-6176C	
Comments: MD-9736 from date 12/04						
	07/00 →	MD-425	MD-8174	SP-2061	MS-6176 MS-6176C	
Comments: Up to motor no. 471 7577						
	07/00 →	MD-525	MD-9476	SP-2061	MS-6176 MS-6176C	
Comments: From motor no. 471 7578						
1600 HDI 110, DV6TED4, 80 KW	04/04 →	MD-509	MD-8038	FF-064	MS-6176 MS-6176C	
1600i 16V, NFU (TU5JP4)	06/04 →	MD-525	MD-9476	SP-2061	MS-6176 MS-6176C	
Comments: from chassis no. ORGA/RP 10073						
1600i 16V, NFU (TU5JP4), 80 KW	10/00 → 05/04	MD-425	MD-9476	SP-2061	MS-6176 MS-6176C	
Comments: chassis no. to ORGA/RP 10072						
1600i 16V, TU5JP4, 80 KW	11/04 →	MD-525	MD-8328	SP-2061	MS-6176 MS-6176C	
Comments: from chassis no. ORGA/RP 10073						
1600i TU5JPH, 66KW	07/00 →	MD-525	MD-9476	SP-2061	MS-6176 MS-6176C	
1600i TU5JPL4, 66KW	07/00 →	MD-425	MD-9476	SP-2061	MS-6176 MS-6176C	
1600i, NFZ (TU5JP), 66 KW	08/98 → 12/00	SP-943	MD-9476	SP-2061	MS-6176 MS-6176C	

PEUGEOT

206 (98-)

1800 HDI, 66 KW	08/98 → 12/00	SP-943	MD-5126	MD-393	MS-6176 MS-6176C
1900D DW8, WJZ, 51 KW	08/98 → 06/99	SP-943	MD-5126	MD-375	MS-6176 MS-6176C
	07/99 →	SP-943	MD-5126	MD-375	MS-6176 MS-6176C
2000 HDI 90,RHY(DW10TD),66KW	12/99 → 11/04	SP-943	MD-5126	MD-393	MS-6176 MS-6176C
Comments: Bosch inj. system	12/04 →	SP-943	MD-9736	MD-493	MS-6176 MS-6176C
Comments: Siemens inj. system	10/03 →	MD-525	MD-8132	SP-2061	MS-6176 MS-6176C
2000 HDi, 135/145, (FAP)					
2000 HDI, DW10TED, 81 KW	04/99 →	SP-943	MD-9736	MD-393	MS-6176 MS-6176C
2000HDI90,RHY(DW10TD),66KW	12/99 → 11/04	SP-943	MD-5126	MD-493	MS-6176 MS-6176C
Comments: Siemens injection system	12/04 →	SP-943	MD-9736	MD-393	MS-6176 MS-6176C
Comments: Bosch injection system	10/00 →	SP-943	MD-5126	SP-2061	MS-6176 MS-6176C
2000i S16/CC, EW10J4, 100 KW					
2000i S16/GT, EW10J4, 99 KW	04/99 → 06/99	SP-943	MD-5126	SP-2061	MS-6176 MS-6176C
	07/99 →	SP-943	MD-5126	SP-2061	MS-6176 MS-6176C
2000i16V, RC EW10J4S,130KW	09/02 →	SP-943	MD-5126	SP-2061	MS-6176 MS-6176C

206+ (09-)

1100i, TU1A, 44 KW	03/09 →	MD-525	MD-8174	SP-2061	MS-6176 MS-6176C
1400 HDI, DV4C, 50 KW	02/10 →	MD-509	MD-8526	FF-058	MS-6176 MS-6176C
1400 HDI, DV4TD/TED/TED4, DV4C, 50 KW	03/09 →	MD-509	MD-9756 MD-8486	FF-058	MS-6176 MS-6176C
Comments: MD-9756 all engines except DV4C					
1400i, TU3A, 55KW	03/09 →	MD-525	MD-8174	SP-2061	MS-6176 MS-6176C

207 (06-)

1400 16V, ET3J4, 66 KW	02/06 →	MD-525	MD-9756	SP-2061	MS-6370
1400 HDI 70, DV4C, 50 KW	02/10 →	MD-509	MD-8526	FF-058	MS-6370
1400 HDI 70, DV4TD/TED/TED4, DV4C, 50 KW	02/06 →	MD-509	MD-9756 MD-8486	FF-058	MS-6370
Comments: For dusty environment use MD-9756					
1400 VTi, EP3, 70KW	08/07 →	MD-525	MD-8448	SP-2061	MS-6370
1400, TU3A TU3AE5, 53 KW	02/06 →	MD-525	MD-9780 MD-8610	SP-2061	MS-6370
Comments: MD-9780: Engine code TU3A, chassis no. to 154375,1152280, MD-8610: Engine code TU3A/TU3AE5 from chassis no. ORGA 154376, 1152281.					
1600 16V (Turbo) RC, EP6DTS, 128 KW	02/07 →	MD-525	MD-8498	SP-2061	MS-6370
Comments: Air-Filter: chassis no. up to ORGA 11920					
1600 16V Turbo, EP6DT, 110 Kw	09/06 → 09/09	MD-525	MD-8498	SP-2061	MS-6370
Comments: Air-Filter: chassis no. up to ORGA 11920					
1600 16V Turbo, EP6DT, 115 KW	10/09 →	MD-525			MS-6370
1600 16V, TU5JP4, 80 KW	02/06 →	MD-525	MD-9772	SP-2061	MS-6370
1600 HDI 110 FAP, DV6CTED4, 82 KW	03/10 →	MD-509	MD-8526	FF-064	MS-6370
1600 HDI 110, DV6TED4, 80 KW	02/06 →	MD-509	MD-8038	FF-064	MS-6370
1600 HDI 90 FAP, DV6DTED, 68 KW	03/10 →	MD-509	MD-8526	FF-064	MS-6370
1600 HDI 90, DV6ATED4, 66 KW	02/06 →	MD-509	MD-8038	FF-064	MS-6370
1600 VTi, EP6, 88KW	09/06 →	MD-525	MD-8448	SP-2061	MS-6370

PEUGEOT

208 (12-)

1400 HDi 70 FAP, DV4C, 50 KW	04/12 →	MD-509	MD-8526		MS-6370	
1400 VTi 95, EP3C, 70 KW	04/12 →	MD-525		SP-2061	MS-6370	
1600 16V, VTi 120, EP6C, 88 KW	04/12 →	MD-525		SP-2061	MS-6370	
1600 HDi 110 FAP, DV6C, 82 KW	04/12 →	MD-509	MD-8256		MS-6370	
1600 HDi 90 FAP, DV6DTED, 68 KW	04/12 →	MD-509	MD-8256		MS-6370	

3008 (09-)

1600 HDi FAP, DV6CTED, 82 KW	01/10 →	MD-509	MD-8526	FF-064	MS-6400	
1600 HDi, DV6TED4, 80 KW	06/09 →	MD-509	MD-8038	FF-064	MS-6400	
1600 THP, EP6DT, 110 KW	06/09 →	MD-525	MD-8498		MS-6400	

Comments: Air-Filter: chassis no. up to ORGA 11920

1600 THP, EP6DT, 115 KW	06/09 →	MD-525	MD-8498	SP-2083	MS-6400	
-------------------------	---------	--------	---------	---------	---------	--

Comments: Air-Filter: chassis no. up to ORGA 11920

1600 VTi, EP6, 88 KW	06/09 →	MD-525	MD-8448		MS-6400	
2000 HDi, DW10CTED4, 110 KW	06/09 →	MD-525	MD-8456	MD-657	MS-6400	
2000 HDi, DW10CTED4, 120 KW	06/09 →	MD-525	MD-8456	MD-657	MS-6400	

304 (70-80)

1100, XK5, 43 KW	10/75 → 10/80	SP-888	MD-422	FF-009		
1300, XL3S, 55KW	03/72 → 09/75	SP-893		FF-009		
	10/75 → 08/76	SP-888				
1300, XL5, 48KW	09/70 → 09/75	SP-893	MD-422	FF-009		
	10/75 → 10/80	SP-888	MD-422	FF-009		
1400D, XL4D, 33 KW	10/76 → 10/79	SP-893		MD-101		

305 (77-90)

1300, XL5, 44-48 KW	11/77 → 06/84	SP-888	MD-422	FF-009		
1500, XR5, 54KW	11/79 → 08/85	SP-888		FF-009		
1500, XR5A, 50KW	07/84 → 07/90	SP-888	MD-422	FF-009		
1500, XR5S, 65KW	05/80 → 09/81	SP-888	MD-422	FF-009		
1500D, XID, 36 KW	11/77 → 09/81	SP-893	MD-572	MD-101		
	11/77 → 09/81			MD-093		
1600, XU51C, 66 KW	10/81 → 12/88	SP-948	MD-572	FF-009		
1600D	11/77 → 09/81	SP-893	MD-572	MD-093		
	10/81 → 12/88	SP-948	MD-572	MD-093		
	10/81 → 12/88	SP-948	MD-572	MD-101		
1600D some/teilweise	11/77 → 09/81	SP-893	MD-572	MD-101		
1600i, XU5S, 66 KW	10/85 → 12/88	SP-948	MD-572	SP-2022		
1900D, XUD9, 47 KW	10/81 → 12/88	SP-948	MD-572	MD-101		
1900D, XUD9, 48 KW	10/81 → 12/88	SP-948	MD-572	MD-093		
1900i GTX/GT, XU9S, 75 KW	01/83 → 12/88	SP-948	MD-572	SP-2022		

306 (93-)

1100i HDZ(TU1M), 44 KW	07/96 →	SP-943	MD-5070	SP-1261	MS-6184	
	07/99 → 06/99	SP-943	MD-5070	SP-2001	MS-6184	
1400i, KFX (TU3JP), 55 KW	05/93 → 06/00	SP-943	MD-5070	SP-2061	MS-6184	
	07/00 →	MD-425	MD-5070	SP-2061	MS-6184	
	07/96 →	MD-425	MD-5070	SP-2061	MS-6184	
1600i, NFT(TU5JP), 72 KW	10/00 →	MD-425	MD-8212	SP-2061	MS-6184	
1600i, NFZ (TU5JP), 65 KW	05/93 → 06/00	SP-943	MD-5070	SP-2061	MS-6184	
	07/00 →	MD-425	MD-5070	SP-2061	MS-6184	
1800 D, A9A (XUD7), 43 KW	09/98 →	SP-943	MD-572	MD-069	MS-6184	
1800 HDI, 66 KW	10/99 →	SP-943	MD-5126	MD-393	MS-6184	
1800i 16V, LFY (XU7JP4), 81 KW	03/97 →	SP-943	MD-9486	SP-2061	MS-6184	
1800i LFX (XU7JP), 74 KW	05/93 →	SP-943	MD-9250	SP-2024	MS-6184	
1800i, XU7JP4, 81 KW	07/00 →	SP-943	MD-9486	SP-2061	MS-6184	
1900 D, DHU (XYD98SD), 55 KW	03/98 →	SP-943	MD-572	MD-069	MS-6184	
1900 D, DJY (XUD9A), 50 KW	06/94 → 06/99	SP-943	MD-5122	MD-069	MS-6184	
	06/94 → 09/98	SP-943	MD-572	MD-069	MS-6184	

Comments: Series -7972

	06/94 → 09/98	SP-943	MD-5122	MD-069	MS-6184	
--	---------------	--------	---------	--------	---------	--

Comments: Series 7973-

PEUGEOT

306 (93-)

1900 D, DJZ (XUD9Y), 47 KW	05/93 →	SP-943	MD-572	MD-069	MS-6184	
1900 D, WJZ (DW8), 51 KW	09/98 →	SP-943	MD-5122	MD-375	MS-6184	
Comments: Series 7974-						
	09/98 →	SP-943	MD-572	MD-375	MS-6184	
Comments: Series -7973						
1900 DT, DHY (XUD9TE), 66 KW	05/93 → 04/97	SP-943	MD-5034	MD-069	MS-6184	
	05/97 →	SP-943	MD-5122	MD-069	MS-6184	
2000 HDI, 66 KW	10/99 →	SP-943	MD-9774	MD-393	MS-6184	
Comments: In dusty environments use MD-9510						
2000 HDI, 81 KW	10/99 →	SP-943	MD-9736	MD-393	MS-6184	
2000i S16, RFT (XU10J4), 110 KW	06/94 → 06/96	SP-943	MD-5034	SP-2061	MS-6184	
2000i S16, RFY (XU10J4Z), 112KW	07/96 →	SP-943	MD-5034	SP-2061	MS-6184	
2000i, RFV (XU10J4R), 97 KW	03/97 →	SP-943	MD-9486	SP-2061	MS-6184	
2000i, RFX (XU10J2), 89 KW	07/96 →	SP-943	MD-9250	SP-2024	MS-6184	
2000i,RFX (XU10J2), 89 KW	05/93 → 06/96	SP-943	MD-9250	SP-2001	MS-6184	
2000iS16,RFS(XU10J4RS), 120KW	03/96 →	SP-943	MD-5034	SP-2061	MS-6184	
2000iS16,RFY(XU10J4Z), 112KW	05/93 →	SP-943	MD-5034	SP-2024	MS-6184	

307 (01-)

1400 16V, KFX(TU3JP4), 65 KW	10/03 →	MD-525	MD-8174	SP-2061	MS-6237	
1400 HDI 70, 8HZ (DV4TD), 51 KW	12/01 →	MD-509	MD-9756 MD-8486	FF-058	MS-6237	
Comments: For dusty environment use MD-9756						
1400 HDI, DV4TED4, 68 KW	09/03 →	MD-509	MD-8038	FF-064	MS-6237	
1400i, KFX (TU3JP), 55 KW	03/01 →	MD-425	MD-9752	SP-2061	MS-6237	
Comments: Up to motor no. 471 7577						
	03/01 →	MD-525	MD-9752	SP-2061	MS-6237	
Comments: From motor no. 471 7578						
1600 HDI, (DV6ATED4), 66 KW	09/05 →	MD-509	MD-8038	FF-064	MS-6237	
1600 HDI, DV6TED4, 80 KW	02/04 →	MD-509	MD-8038	FF-064	MS-6237	
1600i 16V, TU5JP4, 80 KW	03/01 → 03/05	MD-425	MD-9752	SP-2061	MS-6237	
	05/04 →	MD-525	MD-9752	SP-2061	MS-6237	
	11/04 →	MD-525	MD-8328	SP-2061	MS-6237	
2000 HDI 90,RHY(TD),66KW	03/01 → 05/05	SP-943	MD-9750	MD-493	MS-6237	
Comments: Siemens Injection System						
	03/01 → 05/05	SP-943	MD-9750	MD-393	MS-6237	
Comments: Bosch Injection System						
2000 HDI FAP,RHS(ATED),79KW	09/01 →	SP-943	MD-8218	MD-393	MS-6237	
Comments: Bosch inj. system						
	09/01 →	SP-943	MD-8218	MD-493	MS-6237	
Comments: Siemens inj. system						
2000 HDI,RHS(ATED4),81KW	06/01 →	SP-943	MD-8218	MD-393	MS-6237	
Comments: Bosch inj. system						
	06/01 →	SP-943	MD-8218	MD-493	MS-6237	
Comments: Siemens inj. system						
2000HDI135/140,RHZ(BTED4),100KW	10/03 →	MD-525	MD-8132	MD-393	MS-6237	
Comments: Manual Gearbox						
	10/03 →	MD-525	MD-8456	MD-393	MS-6237	
Comments: Automatic						
2000HDI90,RHY(TD),66KW	03/01 → 05/05	SP-943	MD-9750	MD-393	MS-6237	
Comments: Bosch inj. system						
	03/01 → 05/05	SP-943	MD-9750	MD-493	MS-6237	
Comments: Siemens inj. system						
2000HDIFAP,RHS(ATED),79KW	09/01 →	SP-943	MD-9750	MD-493	MS-6237	
Comments: Siemens injection system						
	09/01 →	SP-943	MD-9750	MD-393	MS-6237	
Comments: Bosch injection system						
2000i 16V T,EW10J4S,130 KW	07/05 →	SP-943	MD-8218		MS-6237	
2000i 16V Turbo, EW10J4S, 132 KW	09/03 → 03/05	SP-943	MD-8220	SP-2061	MS-6237	
2000i 16V, EW10A, 103 KW	04/05 →	MD-525	MD-8220	SP-2061	MS-6237	
2000i 16V, EW10J4, 100 KW	06/01 → 05/05	SP-943	MD-9752	SP-2061	MS-6237	
2000i 16V, RFN (EW10J4), 101 KW	09/03 →	SP-943	MD-9752	SP-2061	MS-6237	

308 (07-)

1400, EP3, 70KW	09/07 → 04/10	MD-525	MD-8448		MS-6237	
1400, EP3, 72 KW	05/10 →	MD-525	MD-8448	SP-2061	MS-6237	

PEUGEOT

308 (07-)						
1600 16V Turbo, EP6CDT, 115 KW	09/07 →	MD-525	MD-8498	SP-2061	MS-6237	
1600 16V Turbo, EP6DT, 103KW	09/07 →	MD-525	MD-8498	SP-2061	MS-6237	
Comments: Air-Filter: chassis no. up to ORGA 11920						
1600 16V Turbo, EP6DT, 110KW	09/07 →	MD-525	MD-8498	SP-2061	MS-6237	
Comments: Air-Filter: chassis no. up to ORGA 11920						
1600 16V Turbo, EP6DTS, 128KW	03/08 →	MD-525	MD-8498		MS-6237	
Comments: Air-Filter: chassis no. up to ORGA 11920						
1600 16V, EP6, 88KW	09/07 →	MD-525	MD-8448		MS-6237	
1600 Bioflex, R95-02, 82 KW	03/09 →	MD-525	MD-8328	SP-2061	MS-6237	
1600 GTi, EP6CDTX, 147 KW	08/10 →	MD-525			MS-6237	
1600 HDi 110 FAP, DV6CTED, 82KW	03/10 →	MD-509	MD-8526		MS-6237	
1600 HDi 90 FAP, DV6DTE, 68 KW	03/10 →	MD-509	MD-8526		MS-6237	
1600 HDi, DV6ATED4, 80 KW	09/07 → 02/10	MD-509	MD-8038	FF-064	MS-6237	
1600 HDi, DV6TED4, 66 KW	09/07 → 02/10	MD-509	MD-8038	FF-064	MS-6237	
2000 HDi, DW10BTED4, 100KW	09/07 →	MD-525	MD-8456	MD-563	MS-6237	
2000 HDi, DW10CTED4, 120 KW	06/09 →	MD-525	MD-8456	MD-657	MS-6237	
2000 HDi, RHR, 103KW	02/09 →	MD-525	MD-8456	MD-563	MS-6237	
309 (85-93)						
1100, TU1M, 44 KW	10/85 → 07/88	SP-833	MD-5002	FF-009		
1100i, E1, 40 KW	08/89 → 12/93	SP-943	MD-5002	SP-2003		
1300, G1, 47 KW	10/85 → 07/88	SP-833	MD-5002	FF-009		
1400, Y2/Y2A, 61 KW	03/89 → 12/93	SP-943	MD-5002	FF-009		
1400i Kat, TU3M, 55 KW	03/89 → 12/93	SP-943	MD-5002	SP-2003		
1580, XU5M2Z, 65 KW	10/85 → 08/90	SP-943	MD-5002	FF-009		
1580i (GTI), XU5J, 76 KW	10/85 → 12/90	SP-943	MD-5034	SP-2022		
	10/85 → 12/90			SP-2003		
1580i, XU51C, 53 KW	01/87 → 08/90	SP-943	MD-5002	SP-2022		
	01/87 → 12/93			SP-2003		
1580i, XU52C/K, 68 KW	09/90 → 12/93	SP-943	MD-5070	SP-2024		
1800D, XUD7, 44 KW	10/85 → 06/92	SP-943	MD-572	MD-195		
	10/85 → 06/92	SP-943	MD-572	MD-101		
	07/92 → 12/93	SP-943	MD-572	MD-069		
1800TD, 57 KW	01/87 → 06/92	SP-943	MD-572	MD-195		
	01/87 → 06/92			MD-101		
	07/92 → 12/93	SP-943	MD-572	MD-069		
1900i (GTI 16V), XU9J4, 116 KW	10/85 → 08/90	SP-943	MD-5034	SP-2022		
1900i (GTI 16V), XU9J4Z, 108 KW	09/90 → 12/93	SP-943	MD-5034	SP-2024		
1900i (SRI KAT), XU9JAZ, 88 KW	01/87 → 12/88	SP-943	MD-5070	SP-2022		
	01/89 → 12/93	SP-943	MD-5070	SP-2024		
1900i, XU9, 72-80KW	10/85 → 12/93	SP-943	MD-5002	SP-2022		
1900i, XU9, 72-80KW	10/85 → 12/93		MD-5034	SP-2022		
4007 (07-)						
2000 16V, MMC, 108 KW	11/10 →	SP-1001	MD-8398		MS-6376	
2200 HDi 155, DW12BTED4, 115 KW	09/07 →	MD-525	MD-8398		MS-6376	
2400 16V, 125 KW	11/07 →	SP-1001	MD-8398		MS-6376	
4008 (12-)						
1600i, MMC 4A92, 84 KW	04/12 →	SP-1001	MD-8398		MS-6376	
1800 HDi 150, MMC 4N13, 110 KW	04/12 →	SP-1001			MS-6376	
2000i, MMC 4B11, 110 KW	04/12 →	SP-1001	MD-8398		MS-6376	
404 (60-75)						
1600, 53 KW	07/67 → 10/75	SP-893				
	11/60 → 12/75	SP-943				
1900D, 47 KW	10/69 → 12/75	SP-893		MD-093		
	10/69 → 12/75	SP-893		MD-101		
405 (86-96)						
1360, TU3, 47 KW	07/86 → 07/90	SP-943	MD-5002	FF-009		
	08/90 → 10/94	SP-943	MD-5070	FF-009	MS-6104	
1360i, TU3MC, 55 KW	07/86 → 07/90	SP-943	MD-5002	SP-2003		
	07/90 → 10/94	SP-943	MD-5070	SP-2003	MS-6104	
1580, XU52C, 69 KW	07/86 → 06/92	SP-943	MD-9088	FF-009		

PEUGEOT

405 (86-96)

1580i, XU52C, 69 KW	07/86 → 03/88	SP-943	MD-9088	SP-2022		
1580i, XU5M, 66 KW	04/88 → 10/94	SP-943	MD-9088	SP-2003	MS-6104	
1760i, XU7JP, 74 KW	10/92 → 10/94	SP-943	MD-9250	SP-2003	MS-6104	
1800TD, XUD7TEY, 66 KW	01/88 → 06/92	SP-943	MD-9088	MD-195	MS-6104	
	01/88 → 06/92			MD-111	MS-6104	
	07/92 → 10/94	SP-943	MD-9088	MD-069	MS-6104	
1900D, XUD9A, 51 KW	03/88 → 06/92	SP-943	MD-9088	MD-195	MS-6104	
1900D, XUD9Y, 47 KW	03/88 → 06/92			MD-111	MS-6104	
	07/92 → 10/94	SP-943	MD-9088	MD-069	MS-6104	
1900i (incl.Mi16), XU9J4, 116 KW	07/86 → 03/88	SP-943	MD-9088	SP-2022		
1900i (incl.Mi16), XU9J4Z, 108 KW	04/88 → 12/92	SP-943	MD-9088	SP-2003	MS-6104	
1900TD, XUD9TE, 66 KW	08/92 → 12/94	SP-943	MD-9088	MD-069	MS-6104	
2000i 16V (Mi16), XU10J4TE, 144 KW	08/92 → 10/94	SP-943	MD-5034	SP-2003	MS-6104	
2000i T16, XU10J4TE, 144 KW	08/92 → 10/94			SP-2022	MS-6104	
2000i Turbo (T16), XU10J4Z, 112 KW	10/92 → 10/94	SP-943	MD-5034	SP-2003	MS-6104	
	10/92 → 10/94	SP-943	MD-5034	SP-2022	MS-6104	

406 (95-)

1600i, XU5JP, 65KW	10/95 → 05/04	SP-943	MD-9250	SP-2061		
1800i 16V, LFY, 81KW	10/95 → 12/00	SP-943	MD-9088	SP-2061		
1800i, XU7JB, 66KW	05/97 → 12/00	SP-943	MD-9088	SP-2061	MS-6150	
1900D, XUD9SE, 55KW	10/96 →	SP-943	MD-9088	MD-069	MS-6150	
1900TD, XUD9TE, 66/68KW	01/96 →	SP-943	MD-9088	MD-069	MS-6150	
2000 HDi, DW10TD, 66/80KW	07/01 →	SP-943	MD-9088	MD-493	MS-6150	
Comments: Siemens Injection System						
2000HDI, DW10TD, 66/80/81KW	02/99 →	SP-943	MD-9088	MD-393	MS-6150	
2000i 16V, RFR, 99KW	01/99 → 11/00	SP-943	MD-9088	SP-2061	MS-6150	
2000i 16V, XU10J2TE, 97KW	10/95 → 12/00	SP-943	MD-9088	SP-2061		
2000i Turbo, XU10J2TE, 108KW	04/96 →	SP-943	MD-9088	SP-2061	MS-6150	
2100TD, P8C, 80 KW	01/96 → 11/96	SP-943	MD-9088	MD-069	MS-6150	
	12/96 →	SP-943	MD-9088	MD-363	MS-6150	
2200 16V, EW12J4, 140KW	07/00 →	SP-943	MD-9088	SP-2061	MS-6150	
2200 HDi, DW12TED4, 135KW	03/00 →	SP-943	MD-9088	MD-393	MS-6150	
2900i 24V, ES9J4, 140KW	10/96 → 05/00	SP-943	MD-9088	SP-2061	MS-6150	
3000i V6, ES9J4S, 152KW	05/00 →	SP-943	MD-9088	SP-2061	MS-6150	
3000i, XFZ, 140 KW	05/00 →	SP-943	MD-9088	SP-2061	MS-6150	

407 (04-)

1600 HDI 16V, DV6TED4, 80 KW	06/04 →	MD-509	MD-8176	FF-064	MS-6306 MS-6406C	
Comments: MS-6406C 7/8 onwards ORGA 11557 (BEHR-System)						
1800 16V, EW7A / EW7J4, 92 KW	10/05 →	MD-525	MD-8190	SP-2061	MS-6306 MS-6406C	
Comments: MS-6406C 7/8 onwards ORGA 11557 (BEHR-System)						
1800 16V, EW7A/EW7J4, 92 KW	10/05 →	SP-943	MD-8190	SP-2061	MS-6306 MS-6406C	
Comments: MS-6406C 7/8 onwards ORGA 11557 (BEHR-System)						
1800 16V, EW7JA, 85 KW	06/04 → 09/05	SP-943	MD-8190	SP-2061	MS-6306 MS-6406C	
Comments: MS-6406C 7/8 onwards ORGA 11557 (BEHR-System)						
2000 16V, EW10A, 103 KW	05/05 →	MD-525	MD-8190	SP-2061	MS-6306 MS-6406C	
Comments: MS-6406C 7/8 onwards ORGA 11557 (BEHR-System)						
2000 16V, EW10J4, 100 KW	04/04 →	MD-525	MD-8190	SP-2061	MS-6306 MS-6406C	
Comments: MS-6406C 7/8 onwards ORGA 11557 (BEHR-System)						
2000HDI 135FAP,BTED4,100KW	04/04 →	MD-525	MD-8116	MD-563	MS-6306 MS-6406C	
Comments: MS-6406C 7/8 onwards ORGA 11557 (BEHR-System)						
2000HDI FAP, DW10CTEDD4,120KW	06/09 →	MD-525		MD-657	MS-6406C	
2200 16V (EW12J4), 120 KW	09/05 →	SP-943	MD-8190	SP-2061	MS-6306 MS-6406C	
Comments: MS-6406C 7/8 onwards ORGA 11557 (BEHR-System)						

PEUGEOT

407 (04-)

2200 16V,EW12J4, 116 KW	04/04 → 09/05	SP-943	MD-8190	SP-2061	MS-6306 MS-6406C	
Comments: MS-6406C 7/8 onwards ORGA 11557 (BEHR-System)						
2200HDiBi-TFAP,12BTED4PF,125KW	03/06 →	MD-525	MD-8494		MS-6306 MS-6406C	
Comments: MS-6406C 7/8 onwards ORGA 11557 (BEHR-System)						
2700 V6 HDi, DT17TED4,150KW	09/05 →	MD-611	MD-8430	MD-575	MS-6306 MS-6406C	
Comments: MS-6406C 7/8 onwards ORGA 11557 (BEHR-System)						
3000 24V V6, ES9A, 155 KW	04/04 →	SP-943	MD-8190	SP-2061	MS-6306 MS-6406C	
Comments: MS-6406C 7/8 onwards ORGA 11557 (BEHR-System)						
3000 V6 HDI FAP, DT20C, 177 KW	07/09 →	MD-667		MD-665	MS-6406C	

5008 (09-)

1600 16V, EP6, 88 KW	09/09 →	MD-525	MD-8448		MS-6400
1600 16V, EP6CDT, 115 KW	09/09 →	MD-525			MS-6400
1600 HDi, DV6CTED, 82 KW	09/09 →	MD-509	MD-8526	FF-064	MS-6400
2000 HDi, 100 KW	02/12 →	MD-525	MD-8456	MD-657	MS-6400
2000 HDi, DW10CTEDD4, 110KW	09/09 →	MD-525	MD-8038	MD-657	MS-6400
2000 HDi, DW10CTEDD4, 120KW	04/10 →	MD-525	MD-8456	MD-657	MS-6400

504 (67-89)

1800, XM7, 53KW	02/71 → 11/82	SP-893	MD-5006	FF-009	
1800, XM7, 54 KW	12/82 → 07/86	SP-948	MD-5006	FF-009	
1800, XM7, 58 KW	07/67 → 01/71	SP-893		FF-009	
1900D Bosch, XD4x88, 40 KW	03/73 → 09/81	SP-893		MD-101	
	10/81 → 07/86	SP-943		MD-101	
1900D CAV, XD4x88, 40 KW	03/73 → 09/81	SP-893		MD-093	
	10/81 → 07/86	SP-943		MD-093	
2000 TI, XN2, 78KW	01/71 → 06/82	SP-893	MD-5006		
2000, 75 KW	12/82 → 07/89	SP-948	MD-5006	FF-009	
2000, XN1, 68 KW	01/71 → 09/75	SP-893		FF-009	
	10/75 → 11/82	SP-893	MD-5006	FF-009	
2100D Bosch, XN1, 48 KW	02/71 → 10/81	SP-893	MD-5006	MD-101	
	11/81 → 07/86	SP-948	MD-5006	MD-101	
2100D CAV, XN1, 48 KW	02/71 → 10/81	SP-893	MD-5006	MD-093	
	11/81 → 07/86	SP-948	MD-5006	MD-093	
2300D Bosch, XD2, 51 KW	07/75 → 10/81	SP-893	MD-5006	MD-101	
	11/81 → 07/86	SP-948	MD-5006	MD-101	
2300D CAV, XD2, 51 KW	07/75 → 10/81	SP-893	MD-5006	MD-093	
	11/81 → 07/86	SP-948	MD-5006	MD-093	
2600i V6	01/74 → 12/80	SP-888		SP-2002	
2600i V6, 106 KW	01/80 → 07/86	SP-888			

505 (79-93)

1800, XM7, 55 KW	01/82 → 09/82	SP-893	MD-5006	FF-009	
1800, XM7, 60 KW	10/82 → 10/85	SP-948	MD-5006	FF-009	
2000, XN1, 60-72KW	11/80 → 09/82	SP-893	MD-5006	FF-009	
	10/82 → 11/86	SP-948	MD-5006	FF-009	
2000i -1578000, XN1, 69 KW	09/80 → 01/83	SP-888		SP-2004	
2000i 1578001-, XN1, 69 KW	01/83 → 10/85	SP-948		SP-2004	
2000i, ZEJ, 81KW	08/79 → 10/86	SP-888		SP-2002	
2200, ZDJ, 84-85KW	05/80 → 12/93	SP-948		SP-2004	
2200i GTI, ZDJL, 90-96KW	08/82 → 12/93	SP-948		SP-2003	
2200i Turbo	01/83 → 10/82	SP-888			
2200i Turbo, N9TE, 110 KW	11/82 → 10/88		MD-9530		
2200i Turbo, N9TE, 114 KW	11/82 → 10/88	SP-948		SP-2022	
2300TD BOSCH, XD2S, 59 KW	07/82 → 06/86	SP-953		MD-101	
2300TD CAV, XD2S, 59 KW	07/82 → 06/86	SP-953		MD-093	
2300TD, XD2S, 59 KW	07/82 → 06/86		MD-9530		
2500D BOSCH, XD3, 51 KW	11/81 → 11/89	SP-948		MD-101	
2500D BOSCH, XD3, 55 KW	06/80 → 10/81	SP-893		MD-101	

PEUGEOT

505 (79-93)

2500D CAV, XD3, 51 KW	06/80 → 10/81	SP-893		MD-093		
	11/81 → 11/89	SP-948		MD-093		
2500TD BOSCH, XD3TE, 77 KW	07/82 →	SP-953	MD-9530	MD-101		
2500TD CAV, XD3T, 66 KW	07/82 → 12/93	SP-953	MD-9530	MD-093		
2800i GTI V6, ZN3J, 105 KW	06/86 → 12/93	SP-953	MD-9178	SP-2022		

508 (10-)

1600 HDi, 84 KW	03/12 →	MD-509	MD-8526			
1600 HDI, DV6C, 82 KW	11/10 →	MD-509	MD-8526			
1600 THP, EP6CDT, 115 KW	11/10 →	MD-525		SP-2061		
1600 VTI EP6C, 88 KW	11/10 →	MD-525		SP-2061		
2000 HDI DW10CTED4, 103KW	11/10 →	MD-525		MD-657		
2000 HDI DW10CTED4, 120KW	11/10 →	MD-525		MD-657		
2000 HDi FAP, Hybrid 4, 147 kw	04/12 →	MD-525		MD-657		
		SP-943				

Comments: MD-525: Filter element, SP-943: Spin-on

2200 HDI DW12C, 150Kw	11/10 →	MD-525				
-----------------------	---------	--------	--	--	--	--

604 (77-87)

2300TD BOSCH, XD2S, 59 KW	06/82 → 12/82	SP-953	MD-9530	MD-101		
2300TD CAV, XD2S, 59 KW	06/82 → 12/82	SP-953	MD-9530	MD-195		
2500TD BOSCH, XD3T, 66 KW	09/82 → 12/85	SP-953	MD-560	MD-101		
2500TD CAV, XD3T, 66 KW	09/82 → 12/85	SP-953	MD-560	MD-093		
2700 TI, ZMJ, 106 KW	08/77 → 05/83	SP-824		SP-2002		
2800i GTI, ZMJK, 110KW	09/82 → 07/86	SP-888				

605 (89-99)

2000, 84 KW	01/89 → 08/93	SP-943	MD-9178	FF-009		
2000i 16VM XU10J4R, 97 KW	08/93 → 12/99	SP-943	MD-9178	SP-2003	MS-6229	
2000i Turbo, XU10J2TE, 108 KW	09/92 → 12/99	SP-943	MD-9178	SP-2003	MS-6229	
2000i, 79 KW	01/89 → 12/99	SP-943	MD-9178	SP-2003		
2100D BOSCH, XUD11A, 60 KW	08/89 → 06/94	SP-943	MD-9178	MD-111	MS-6199	
2100D CAV, XUD11A, 60 KW	08/89 → 06/94	SP-943	MD-9178	MD-195	MS-6199	
2100TD BOSCH, XUD11ATE, 80 KW	09/89 → 11/94	SP-943	MD-9178	MD-111	MS-6199	
2100TD CAV, XUD11ATE, 80 KW	09/89 → 11/94	SP-943	MD-9178	MD-195	MS-6199	
2100TD, XUD11ATE, 80 KW	12/94 → 12/99	SP-943	MD-9178	MD-363	MS-6229	
2500TD BOSCH, DK5ATE, 95 KW	09/93 → 12/99	SP-943	MD-9178	MD-111	MS-6229	
2500TD CAV, DK5ATE, 95 KW	09/93 → 12/99	SP-943	MD-9178	MD-195	MS-6229	
3000i SV 24, ZPJ4/Z, 147KW	05/90 → 12/99	SP-953	MD-9178	SP-2003		
3000i V6, 140KW	04/96 → 12/99	SP-943	MD-9178	SP-2003		
3000i, ZPJ, 123KW	01/89 → 12/99	SP-953	MD-9178	SP-2003		

607 (00-)

2000HDI,ATED(RHS/RHZ),80KW	03/01 → 02/09	SP-943	MD-9088	MD-493		
Comments: Siemens Injection System						
	03/01 → 02/09	SP-943	MD-9088	MD-393		
Comments: Bosch inj. system						
2000HDI,BTED4,99KW	12/05 → 02/09	MD-525		MD-563		
2000i 16V, EW10J4 (RFN) 110 KW	02/00 → 02/09	SP-943	MD-9088	SP-2061		
2200HDI,12TED4(4HX),98KW	06/01 → 02/09	SP-943	MD-9088	MD-493		
			MD-9410			








Comments: Siemens inj. system / MD-9410: Use in dusty env.

	02/00 → 05/01	SP-943	MD-9088	MD-393		
			MD-9410			

Comments: Bosch inj. system / MD-9410: Use in dusty env.

2200HDIBi-TFAP,12BTED4PF,125KW	05/06 →	MD-525	MD-9088			
2200i 16V, EW12J4, 120 KW	09/04 → 02/09	SP-943	MD-9088	SP-2061		
2200i, EW12J4 (3FZ), 116 KW	02/00 → 09/04	SP-943	MD-9088	SP-2061		
2700 V6 HDi, FAP, DT17TED4,150KW	01/05 →	MD-611		MD-575		
3000i V6, ES9J4S, 152KW	02/00 → 02/09	SP-943	MD-9088	SP-2061		
3000i V624V,ES9J4S(XFX),152KW	02/00 → 02/09	SP-943	MD-9088	SP-2061		

806 (94-02)

		 OIL	 AIR	 FUEL	 CABIN	 OTHER
PEUGEOT						
806 (94-02)						
1800i, XU7JP, 73KW	07/94 → 08/02	SP-943	MD-9410	SP-2061		
	07/94 → 08/02	SP-943	MD-9410	SP-2061	MS-6146	
Comments: With A/C						
1905TD 66/68KW	07/94 → 08/02	SP-948	MD-9088	MD-069	MS-6146	
Comments: With A/C						
1905TD, XUD9TF/TE, 66/68KW	07/94 → 08/02	SP-948	MD-9088	MD-069		
2000HDI 80/81KW	08/98 → 08/02	SP-943	MD-9088		MS-6146	
Comments: With A/C						
2000HDI, DW10ATED/4, 80/81KW	08/98 → 08/02	SP-943	MD-9088			
2000i 89KW	07/96 → 08/02	SP-943	MD-9088	SP-2061	MS-6146	
Comments: With A/C						
2000i 97KW	05/98 → 08/02	SP-943	MD-9088	SP-2061	MS-6146	
Comments: With A/C						
2000i Turbo, XU10J2TE, 108 KW108KW	08/93 → 06/96	SP-943	MD-9088	SP-2003		
2000i Turbo, XU10J2TE, 108KW	07/96 → 08/02	SP-943	MD-9088	SP-2024		
2000i, XU10J2, 89KW	08/94 → 06/96	SP-943	MD-9088	SP-2003		
2000i, XU10J2, 89KW	07/96 → 08/02	SP-943	MD-9088	SP-2061		
2000i, XU10J4,97KW	05/98 → 08/02	SP-943	MD-9088	SP-2061		
2000iT 108KW	07/96 → 08/02	SP-943	MD-9088	SP-2024	MS-6146	
Comments: With A/C						
2100TD 12V	06/96 → 08/02	SP-943	MD-9088	MD-363	MS-6146	
Comments: With A/C						
2100TD 12V, XUD11BTE, 80 KW	06/96 → 08/02	SP-943	MD-9088	MD-363		
807 (02-)						
2000 EW10J4, 100 KW	06/02 → 11/05	SP-943	MD-9088		MS-6255	
2000 HDI DW10CTED4, 120KW	08/10 →	MD-525	MD-8388	MD-657	MS-6255	
2000 HDI FAP, DW10BTED4, 100KW	07/06 →	MD-525	MD-8388	MD-563	MS-6255	
2000 HDi, DW10UTED4, 88 KW	06/02 →	SP-943	MD-9410	MD-493	MS-6255	
2000, EW10A, 103 KW	10/05 →	MD-525	MD-9088		MS-6255	
2200 HDI FAP, DW10ATED4, 79 KW	06/02 →	SP-943	MD-9088	MD-493	MS-6255	
Comments: Chassis no. to ORGA 10121						
	06/02 →	SP-943	MD-9410	MD-493	MS-6255	
Comments: Chassis no. to ORGA 10122						
2200 HDI FAP, DW12BTED4, 125 KW	10/07 → 07/06	SP-943	MD-9088	MD-493	MS-6255	
Comments: Siemens Injection System						
2200 HDI FAP, DW12TED4FAP, 94 KW	06/02 → 07/06	SP-943	MD-9088	MD-493	MS-6255	
Comments: Siemens Injection System						
2200 HDI, DW12TED4, 100 KW	06/02 → 07/06	SP-943	MD-9088	MD-493	MS-6255	
Comments: Siemens Injection System						
2200, EW12J4, 116 KW	06/02 → 11/05	SP-943	MD-9088		MS-6255	
3000 V6, ES9J4S, 150 KW	06/02 →	SP-943	MD-9088		MS-6255	
Bipper (08-)						
1300 HDi 75, F130DTE5, 55 KW	09/10 →	MD-637	MD-8594		MS-6380 MS-6339	
Comments: MS-6380: A/C L.H.D / MS-6339: A/C R.H.D						
1400 HDi, DV4TED, 50 KW	02/08 →	MD-509	MD-8486	FF-058	MS-6380 MS-6339	
Comments: MS-6380: A/C L.H.D / MS-6339: A/C R.H.D						
1400i, TU3A, 54 KW	02/08 →	MD-525	MD-8478		MS-6380 MS-6339	
Comments: MS-6380: A/C L.H.D / MS-6339: A/C R.H.D						
Boxer I (94-02)						
1900D BOSCH, XUD9AU, 51 KW	02/94 → 03/02	SP-948	MD-5018	SP-966	MS-6145	
1900D CAV, XUD9AU, 51 KW	02/94 → 03/02	SP-948	MD-5018	MD-093	MS-6145	
1900TD BOSCH, XUD9TE, 66 KW	02/94 → 03/02	SP-948	MD-690	SP-966	MS-6145	
1900TD CAV, XUD9TE, 66 KW	02/94 → 03/02	SP-948	MD-690	MD-093	MS-6145	
2000i, XU10J2U, 80 KW	02/94 → 03/02	SP-948	MD-690	SP-2002	MS-6145	
2500D, DJ5, 63KW	02/94 → 03/02	SP-953	MD-5018	MD-093 SP-966	MS-6145	
2500TD, DJ5TED, DJ5T, 73/79KW	02/94 → 12/00	SP-953	MD-690	MD-093 SP-966	MS-6145	
2800 HDi, 94 KW	09/00 → 03/02	SP-990	MD-690	SP-1239	MS-6145	
Boxer II (02-06)						

PEUGEOT

Boxer II (02-06)

2000 HDI, RHV (DW10UTD), 62 KW	02/02 → 06/06	SP-943	MD-690	SP-1239	MS-6145
	01/05 → 06/06	SP-943	MD-690	MD-577	MS-6145
2000i Bipower, RFL (XU10J2), 70 KW	02/02 → 06/06	SP-943	MD-690	SP-2022	MS-6145
2000i, RFL (XU10J2U), 81 KW	02/02 → 06/06	SP-943	MD-690	SP-2022	MS-6145
2200 HDI, 4HY (DW12TED), 74 KW	02/02 → 06/06	SP-943	MD-690	SP-1239	MS-6145
	01/05 → 06/06	SP-943	MD-690	MD-577	MS-6145
2800 HDI 127,8140.43S, 94 KW	02/02 → 09/02	SP-990	MD-690	SP-1239	MS-6145
	01/05 → 06/06	SP-990	MD-690	MD-577	MS-6145
2800 HDI 146,8140.43S, 107 KW	04/04 → 12/04	SP-990	MD-690	SP-1342	MS-6145
		SP-1269			

Comments: SP-1269: From eng. no.4006626

	01/05 → 06/06	SP-990	MD-690	MD-577	MS-6145
		SP-1269			

Comments: SP-1269: From eng. no.4006626

Boxer III (06-)

2200 HDi 100, 22DTPUMA, 74 KW	07/06 →	MD-525	MD-5274	MD-577	MS-6329
2200 HDi 120, 22DTPUMA, 88 KW	07/06 →	MD-525	MD-5274	MD-577	MS-6329
2200 HDi FAP 110, 22DT PUMA Euro 5, 81 KW	07/11 →	MD-525	MD-5274	MD-577	MS-6329
2200 HDi FAP 130, 22DT PUMA Euro 5, 96 KW	07/11 →	MD-525	MD-5274	MD-577	MS-6329
2200 HDi FAP 150, 22DT PUMA Euro 5, 110KW	07/11 →	MD-525	MD-5274	MD-577	MS-6329
3000 HDi 160, F30DT, F30DTE5, 115 KW	07/06 →		MD-5274	MD-577	MS-6329
3000 HDi FAP 180, F30DTEuro5, 130KW	07/11 →		MD-5274	MD-577	MS-6329
3000 HDi FAP, F30DTE5, 107 KW	01/10 →		MD-5274	MD-577	MS-6329

Expert I (96-07)

1600i, 1580SPI, 58 KW	02/96 → 06/96	SP-943	MD-9088	SP-2003	
	07/96 → 01/07	SP-943	MD-9088	SP-2061	
	04/04 → 01/07	SP-943	MD-9088	SP-2061	MS-6255
	02/96 → 03/04	SP-943	MD-9088	SP-2003	MS-6146
1900D, WJY,WJZ, 51KW	07/98 → 01/07	SP-943	MD-9088	MD-375	
	07/98 → 01/07	SP-943	MD-9088	MD-375	MS-6146

Comments: With A/C

1900D, XUD9AU, 51KW	02/96 → 04/98	SP-943	MD-9088	MD-069	
	02/96 → 04/98	SP-943	MD-9088	MD-069	MS-6146

Comments: With A/C

1900TD, XUD9TEF, XUD9TF, 66/68KW	02/96 → 01/07	SP-943	MD-9088	MD-069	
2000 16V, EW10J4, 102 KW	02/00 →	SP-943	MD-9088	SP-2061	MS-6146

Comments: With A/C

2000 HDi, DW10bTED4, 69 KW	02/00 → 03/04	SP-943	MD-9088	MD-493	MS-6146
----------------------------	---------------	--------	---------	--------	---------

Comments: Siemens inj. system

	04/04 → 01/07	SP-943	MD-9088	MD-393	MS-6255
--	---------------	--------	---------	--------	---------

Comments: Bosch inj. system

2000HDI 110, DW10ATED, 80 KW	02/00 → 01/07	SP-943	MD-9088	MD-493	MS-6146
------------------------------	---------------	--------	---------	--------	---------

Expert II (07-)

1600 HDi 90, DV6UTED4, 66 KW	01/07 →	MD-509	MD-8176	FF-064	MS-6402
------------------------------	---------	--------	---------	--------	---------

Comments: Engine code DV6UTED4

	01/07 →	MD-509	MD-8526	FF-064	MS-6402
--	---------	--------	---------	--------	---------

Comments: Engine code DV6DU, DV6UC

2000 HDi 120, DW10UTED4, 88 KW	01/07 →	MD-525	MD-8388	MD-563	MS-6402
2000 HDi 140, DW10BTED4, 100 KW	01/07 →	MD-525	MD-8388	MD-563	MS-6402
2000 HDi 165 FAP, DW10CTED4, 120 KW	07/10 →	MD-525	MD-8388	MD-657	MS-6402
2000 HDi FAP 125, DW10CE E5, 94KW	07/11 →	MD-525	MD-8388	MD-657	MS-6402
2000 HDi FAP 95, DW10CD E5, 72KW	07/11 →	MD-525	MD-8388	MD-657	MS-6402
2000, EW10A, 103 KW	01/07 →	MD-525	MD-8388	SP-2061	MS-6402

iON (10-)

Electric, 47 KW	12/10 →				
-----------------	---------	--	--	--	--

J5 (81-94)

1800, XM7T, 51 KW	08/81 → 09/82	SP-893	MD-5006	FF-009	
	10/82 → 04/94	SP-948	MD-5006	FF-009	
1900D, XUD9A, 51 KW	11/86 → 03/94	SP-948	MD-5018	MD-101	
	11/86 → 03/94			MD-093	
	11/86 →			MD-195	

PEUGEOT

J5 (81-94)						
2000, XN1T, XN1TACP, 55-62 KW	10/82 → 04/94	SP-948	MD-5006	FF-009		
2000, XN1T, XNATACP, 55-62 KW	08/81 → 09/82	SP-893	MD-5006	FF-009		
2500D BOSCH, CRD93, 54 KW	08/81 → 09/82	SP-897	MD-5008	MD-101		
	10/82 → 04/94	SP-953	MD-5074	MD-101		
2500D CAV, CRD93, 54 KW	08/81 → 09/82	SP-897	MD-5008	MD-195		
	10/82 → 04/94	SP-953	MD-5074	MD-195		
	08/81 → 04/94			MD-093		
2500TD BOSCH, CRD93LS, 70 KW	10/82 → 04/94	SP-953	MD-5074	MD-101		
2500TD CAV CRD93LS, 70 KW	08/81 → 04/94			MD-093		
2500TD CAV, CRD93LS, 70 KW	10/82 → 04/94	SP-953	MD-5074	MD-195		
J7 (67-80)						
1.8-2.3 Diesel BOSCH, XDP85-90, XD2P94, 36-55 KW	01/69 → 09/80	SP-893		MD-101		
1.8-2.3 Diesel CAV, XDP85-90, XD2P94, 36-55 KW	01/69 → 09/80	SP-893		MD-093		
1500/1600/1800, XB5P, XC5P, XC7P, XM7P, 35-50 KW	10/67 → 03/75	SP-893	MD-5006			
1500/1600/1800, XB5P, XC5P, XV7P, XM7P, 35-50 KW	09/75 → 09/80	SP-893				
J9 (80-87)						
1600-2000, XC7P, XN1P, 43-55 KW	10/80 → 09/82	SP-893				
	11/82 → 09/87	SP-948				
2100-2300 D BOSCH, XDP4, XD2P, 41-49 KW	10/80 → 09/87	SP-893		MD-101		
2100-2300 D CAV, XDP4, XD2P, 41-49 KW	10/81 → 09/87	SP-948		MD-093		
2500 D, XD3P TD, 53 KW	10/80 → 10/82	SP-897		MD-093		
	10/82 → 09/87	SP-953		MD-093		
Partner I (96-)						
1100i, TU1M, 44KW	06/96 → 05/08	SP-943	MD-5070	SP-2061	MS-6018	
Comments: With A/C						
1400 Bifuel, TU3JP, 55 KW	04/03 →	MD-425	MD-9780	SP-2061	MS-6231	
Comments: Up to motor no. 4 717 577						
	04/03 →	MD-525	MD-9780	SP-2061	MS-6231	
Comments: From motor no. 4 717 578						
1400i, TU3JP, 55KW	06/96 →	SP-943	MD-5070	SP-2061	MS-6018	
Comments: With A/C						
1600 16V, NFU (TU5JP4), 80 KW	10/00 → 10/02	MD-425	MD-8016	SP-2061	MS-6231	
	11/02 →	MD-425	MD-9772	SP-2061	MS-6231	
	10/00 → 05/04	MD-425	MD-9772	SP-2061	MS-6231	
	05/04 →	MD-525	MD-9772	SP-2061	MS-6231	
1600 HDI 75, DV6B, 55 KW	09/05 →	MD-509	MD-8038	FF-064	MS-6231	
1600 HDI 90, DV6ATED4, 66 KW	07/05 →	MD-509	MD-8038	FF-064	MS-6231	
1800, LFX (XU7JB), 66KW	05/97 →	SP-943	MD-9772	SP-2061	MS-6231	
1800D A9A(XUD7), 43 KW	06/96 →	SP-943	MD-8038	MD-069	MS-6231	
	06/96 → 12/96	SP-943	MD-572	MD-069	MS-6231	
Comments: Series -7300						
	01/97 →	SP-943	MD-5122	MD-069	MS-6231	
Comments: Series 7301-						
1800D, XUD7, 43KW	09/96 → 12/02	SP-943	MD-572	MD-069		
1800D, XUD7, 43KW	09/96 → 12/02	SP-943	MD-572	MD-069	MS-6018	
Comments: With A/C						
1800i, XU7JB, 66KW	05/96 → 12/02	SP-943	MD-9250	SP-2061	MS-6018	
Comments: With A/C						
1900D, DJY(XUD9A), 50KW	06/96 →	SP-943	MD-8030	MD-069	MS-6231	
	06/96 → 12/96	SP-943	MD-572	MD-069	MS-6231	
Comments: Series -7300						
	01/97 →	SP-943	MD-5122	MD-069	MS-6231	
Comments: Series 7301-						
1900D, DW8B, 51KW	07/98 → 05/08	SP-943	MD-572	MD-375	MS-6018	
Comments: With A/C						
1900D, XUD9A, 50KW	09/96 → 12/98	SP-943	MD-572	MD-069	MS-6018	
Comments: With A/C						

PEUGEOT

Partner I (96-)

1900D,WJY/WJZ(DW8),51KW	11/02 →	SP-943	MD-8030	MD-375	MS-6231	
	12/98 → 10/02	SP-943	MD-572	MD-375	MS-6231	
Comments: Engine code WJZ (DW8)						
	12/98 → 10/02	SP-943	MD-5122	MD-375	MS-6231	
Comments: Engine code WJY (DW8B)						
	12/98 → 10/02	SP-943	MD-5122	MD-375	MS-6018	
Comments: WITH A/C SYSTEM						
2000 HDI,RHY (DW10TD),66 KW	06/99 → 10/02	SP-943	MD-9774	MD-393	MS-6018	
	11/02 →	SP-943	MD-8030	MD-393	MS-6018	
	06/99 → 08/05	SP-943	MD-8030	MD-393	MS-6018	
Comments: Bosch inj. system						
	06/99 → 08/05	SP-943	MD-8030	MD-493	MS-6018	
Comments: Siemens injection system						
	11/02 →	SP-943	MD-8030	MD-493	MS-6031	
2000HDI, DW10TD, 66KW	06/98 → 08/05	SP-943	MD-9774	MD-393	MS-6018	
Comments: In dusty environments use MD-9510						

Partner II (08-)

1600 16V, TU5JP4, 80KW	04/08 →	MD-525	MD-8328		MS-6400	
1600 16V, TU5JP4B, 66KW	04/08 →	MD-525	MD-8328		MS-6400	
1600 HDi FAP, DV6CTED, 82 Kw	03/10 →	MD-509	MD-8526		MS-6400	
1600 HDi FAP, DV6DTE4, 68 Kw	03/10 →	MD-509	MD-8526		MS-6400	
1600 HDi, DV6ATED4, 66KW	04/08 →	MD-509	MD-8038	FF-064	MS-6400	
1600 HDi, DV6BTED4, 55KW	04/08 →	MD-509	MD-8038	FF-064	MS-6400	
			MD-8526			
Comments: Engine code DV6ETED4 use MD-8526						
1600 HDi, DV6TED4, 80KW	04/08 →	MD-509	MD-8038	FF-064	MS-6400	
1600, EP6C, 88 KW	04/10 →	MD-525		SP-2061	MS-6400	
1600, EP6CDTR, 72 KW	08/10 →	MD-525		SP-2061	MS-6400	

RCZ (10-)

1600 16V, EP6CDT, 115 KW	03/10 →	MD-525			MS-6237	
1600 16V, EP6CDTX, 147 KW	06/10 →	MD-525			MS-6237	
2000 HDI, DW10CTEDD4, 120 KW	03/10 →	MD-525	MD-8456	MD-657	MS-6237	

PORSCHE

356 (50-68)

1100-1600 Super (All Engines Incl.)	01/50 → 03/68	MD-017A				
-------------------------------------	---------------	---------	--	--	--	--

911 - 911 (63-90)

2200, 911, 92KW	07/67 → 08/71	SP-837	MD-246			
	09/71 → 12/72	SP-856	MD-246			
2300, 911, 96KW	01/72 → 12/72	SP-856	MD-246			
2400, 911.62, 140 KW	09/71 → 12/72	SP-856	MD-246			
2700 Carrera RS, 911.83, 154 KW	08/72 → 09/75	SP-856	MD-246			
2700, 911, 110/121KW	09/72 → 12/73	SP-856	MD-9174			
2700, 911, 110KW	01/75 → 07/76	SP-856	MD-9174	SP-2005		
2700, 911, 121KW	08/76 → 06/80	SP-856	MD-9174	SP-2002		
3000 Turbo, 930.50, 191 KW	01/75 → 12/77	SP-856				
3000, 930, 147 KW	09/75 → 07/76	SP-856	MD-9174	SP-2005		
3000, 930, 154 KW	08/76 → 07/82	SP-856	MD-9174	SP-2081		
3200 Carrera, 930, 170 KW	08/82 → 12/89	SP-856		SP-2081		
3300 Turbo S, 930, 243 KW	09/86 → 11/90	SP-856		SP-2096		
3300 Turbo, 930, 221KW	09/77 → 06/80	SP-856	MD-9532	SP-2002		
	07/80 → 08/89	SP-856	MD-9532	SP-2081		

911 - 964 (88-93)

3300 Turbo, M30, 261KW	06/90 → 12/92		MD-9532			
3300 Turbo, M30, 235KW	08/89 → 09/93		MD-9532			
3600 Carrera 2/4, M64, 184KW	08/89 → 07/93	SP-856		SP-2081		
3600 Carrera RS, M64, 191KW	06/90 → 09/93	SP-856		SP-2081		
3600 Turbo, M64, 265KW	01/92 → 09/93		MD-9532			

911 - 991 (11-)

3400 Carrera MA1.04, 257 KW	10/11 →					
-----------------------------	---------	--	--	--	--	--

		 OIL	 AIR	 FUEL	 CABIN	 OTHER
PORSCHE						
911 - 991 (11-)						
3800 Carrera S MA1.03, 294 KW	10/11 →					
911 - 993 (93-97)						
3600 Turbo Bypass, M64.60S, 331 KW	03/95 → 10/97	SP-1238				
3600 Turbo GT2, M64.60R 316KW	03/95 → 10/97	SP-1096		SP-2081		
3600 Turbo, M64.60, 300 KW	03/95 → 10/97	SP-1096		SP-2081		
3600, M64, 200/210KW Bypass	10/93 → 10/97	SP-1238				
3600, M64.05, 200/210KW	10/93 → 10/97	SP-1096		SP-2081		
3800 Bypass, M64, 210/221KW	06/94 → 10/97	SP-1238		SP-2081		
3800, M64.06S/05S, 210/221KW	06/94 → 10/97	SP-1096		SP-2081		
911 - 996 (97-06)						
3400, M96.01/02/04, 221 KW	06/97 → 10/01	MD-475			MS-6186	
3400i, M96.01S/M96.02S, 235 KW	06/99 → 08/05	MD-475			MS-6186	
3600 GT2, M96.70S 340 KW	02/01 → 10/03	MD-475			MS-6186	
3600 GT2, M96.70SL 355 KW	10/03 → 08/05	MD-475			MS-6186	
3600 GT3, M96.79, 280 KW	02/03 → 08/05	MD-475			MS-6186	
3600 T, M96.70, 309 KW	03/00 → 08/05	MD-475			MS-6186	
3600 T, M96.70E/Powerkit, 309 KW	01/03 → 08/05	MD-475			MS-6186	
3600, M96 Powerkit, 254 KW	05/02 → 05/06	MD-475			MS-6186	
3600, M96.03, 235 KW	09/01 → 08/05	MD-475			MS-6186	
3600, M96.03S, 254 KW	05/03 → 08/05	MD-475			MS-6186	
3600i GT3, M96.76, 265 KW	03/99 → 03/03	MD-475			MS-6186	
911 - 997 (04-)						
3600 GT3, M97.76, 305 KW	04/06 → 03/09	MD-475			MS-6186	
3600, M96.05, 239 KW	07/04 → 06/08	MD-475			MS-6186	
3600, MA1.02, 254 KW	07/08 →				MS-6186	
3600 GT2 RS, M97, 456 KW	06/10 →	MD-475			MS-6186	
3600 Turbo, M97, 305 KW	06/06 → 12/09	MD-475			MS-6186	
3800 Carrera S, M97.01, 261 KW	07/04 → 06/08	MD-475			MS-6186	
3800 Carrera S, MA1.01, 283 KW	07/08 →				MS-6186	
3800 GT3 RS, M97.77-1004, 331 KW	09/09 →	MD-475				
3800 GT3, M97, 320 KW	04/09 →	MD-475			MS-6186	
3800 GTS, MA.015, 300 KW	11/10 →					
3800 Turbo, MA1.70, 368 KW	11/09 →				MS-6186	
3800 Turbo, MA1.70, 390 KW	05/10 →				MS-6186	
4000 GT3 RS, 368 KW	06/11 →	MD-475				
912 (65-70)						
1600, 66 KW	01/65 → 08/69	MD-017A	MD-196			
924 (75-89)						
2000 Carrera GT/GTS, 154 KW	06/80 → 10/86	SP-812	MD-9462			
2000 Turbo, 125KW	11/77 → 06/80	SP-812	MD-9462			
2000 Turbo, 130KW	06/80 → 10/85	SP-812	MD-9462			
2000i, 92KW	11/75 → 10/77	SP-812	MD-9432			
	04/80 → 08/85	SP-812	MD-9432	SP-2002		
2500i, 118 KW	09/85 → 07/88		MD-9176	SP-2081		
2500i, 120 KW	10/81 → 12/84		MD-9176	SP-2081		
928 (77-95)						
4500, M28, 177 KW	09/77 → 08/82	SP-1095			SP-2082 SP-2096	TR-057
4700 S, M28.12, 228 KW	08/83 → 07/86	SP-1095			SP-2081	TR-057
5000 GT, M28.47, 243 KW	01/89 → 07/91	SP-1095			SP-2081	
5000 S, M28.46, 212 KW	09/85 → 05/94	SP-1095			SP-2081	
5000 S4, M28.42, 235 KW	08/86 → 07/91	SP-1095			SP-2081	
5400 GTS, M28.50, 257 KW	08/91 → 11/95	SP-1095			SP-2081	
944 (82-91)						
2500 S, M44, 140KW	08/86 → 07/88				SP-2081	
2500 Turbo, M44, 162 KW	08/85 → 07/88		MD-9342	SP-2081		
2500 Turbo, M44, 184 KW	09/87 → 07/91		MD-9342	SP-2081		
2500, M44, 110-120KW	01/82 → 12/90		MD-9176	SP-2081		
2700, M44, 121KW	11/88 → 08/89		MD-9176	SP-2081		

PORSCHE

944 (82-91)						
3000 S2, M44, 155KW	09/88 → 05/90	SP-812		SP-2081		
3000, M44, 155 KW	11/88 → 07/91			SP-2081		
959 (86-91)						
2900, 959.50, 330 KW	01/86 → 04/91	SP-856		SP-2096		
968 (90-95)						
3000i 176KW	06/90 → 11/94		MD-9412	SP-2096		
3000i Turbo 224KW	03/93 → 11/94		MD-9412	SP-2096		
Boxster - 986 (96-05)						
2500, M96.20, 150 KW	09/96 → 09/99	MD-475	MD-9534		MS-6186	
2700, M96.22, 162 KW	08/99 → 09/02	MD-475	MD-9534		MS-6186	
2700, M96.23, 168 KW	07/02 → 01/05	MD-475	MD-9534		MS-6186	
3200 S,M96.24,191 KW	07/02 → 01/05	MD-475	MD-9534		MS-6186	
3200 S,M96.24S,196 KW	03/04 → 11/04	MD-475	MD-9534		MS-6186	
3200, M96.21, 185 KW	08/99 → 09/02	MD-475	MD-9534		MS-6186	
Boxster - 987 (04-12)						
2700, M96.25, 176 KW	11/04 → 09/06	MD-475			MS-6186	
2700, M97.20, 180 KW	08/06 → 02/09	MD-475			MS-6186	
2900, MA01.20, 188 KW	02/09 → 01/12				MS-6186	
3200 S,M96.26,206 KW	11/04 → 09/06	MD-475	MD-9534		MS-6186	
3400 S Black Edition, MA1.21, 235 KW	03/11 → 01/12				MS-6186	
3400 S Edition, M97.21, 223 KW	09/08 → 02/09	MD-475			MS-6186	
3400 S, M97.21, 217 KW	08/06 → 02/09	MD-475			MS-6186	
3400 S, Ma1.21, 228 KW	02/09 →				MS-6186	
Carrera GT - 980 (03-06)						
5700 V10, M80.01, 450 KW	07/03 → 06/06	MD-475				
Cayenne - 955 (02-10)						
3000 V6 Turbodiesel, M05.9D, 176 KW	02/09 → 05/10		MD-8100	MD-659	MS-6277 MS-6277C	
3200 V6, M02.2Y, 184 KW	09/03 → 02/07	MD-353	MD-8100		MS-6277 MS-6277C	
3600 V6, M55.01, 213 KW	02/07 → 05/10	MD-353	MD-8100		MS-6277 MS-6277C	
4500 V8 T S, M48, 383 KW	02/06 →	MD-475	MD-8100		MS-6277 MS-6277C	
	02/06 → 02/07	MD-475	MD-8100		MS-6277 MS-6277C	
4500 V8 T, M48.50, 330 KW	11/02 → 02/07	MD-475	MD-8100		MS-6277 MS-6277C	
4500 V8 T, M48.50SP/kit, 368 KW	12/04 → 02/07	MD-475	MD-8100		MS-6277 MS-6277C	
4500 V8, M48.00, 250 KW	11/02 → 02/07	MD-475	MD-8100		MS-6277 MS-6277C	
4800 V8 GTS Transsyberia, M48.01, 298 KW	03/08 → 02/07		MD-8100		MS-6277 MS-6277C	
4800 V8 S, M48.01, 283 KW	02/07 → 02/07		MD-8100		MS-6277 MS-6277C	
4800 V8 T S, M48.51, 405 KW	07/08 → 05/10		MD-8100		MS-6277 MS-6277C	
4800 V8 T, M48.51, 368 KW	02/07 → 05/10		MD-8100		MS-6277 MS-6277C	
4800 V8 T, M48.51, 397 KW	02/07 → 05/10		MD-8100		MS-6277 MS-6277C	
Cayenne - 958 (10-)						
3000 S Hybrid, M06.EC, 279 KW	05/10 →	MD-595	MD-8100		MS-6417C	
3000 V6 Diesel, MCR.CA/CB, 180 KW	08/11 →		MD-8100		MS-6417C	
3000 V6 Turbodiesel, M05.9E, 176 KW	05/10 →		MD-8100		MS-6417C	
3600 V6, M55.02, 220 KW	05/10 → 07/11	MD-353	MD-8100		MS-6417C	
4800 GTS, M48.02, 309 KW	06/12 →		MD-8100		MS-6417C	
4800 S, M48.02, 294 KW	05/10 →		MD-8100		MS-6417C	

PORSCHE

Cayenne - 958 (10-)						
4800 Turbo S, M48.52, 397 KW	06/10 →		MD-8100		MS-6417C	
4800 Turbo, M48.52, 368 KW	05/10 →		MD-8100		MS-6417C	
Cayman - 987 (05-)						
2700, M97.20, 180 KW	07/06 → 02/09	MD-475			MS-6186	
2700, MA1.20, 195 KW	02/09 →				MS-6186	
3400 R, MA1.22, 243 KW	01/11 →				MS-6186	
3400 S Sport, M97.21, 223 KW	09/08 → 02/09	MD-475			MS-6186	
3400 S, M97.21, 217 KW	11/05 → 02/09	MD-475			MS-6186	
3400 S, MA1.21, 235 KW	02/09 →				MS-6186	
Panamera - 970 (09-)						
3000 Diesel, MCR.CB, 155 KW	09/11 →					
3000 Diesel, MCR.CC, 184 KW	09/11 →					
3000 S Hybrid, MCG.EA/FA, 279 KW	06/11 →	MD-595				
3600, M46.20/40, 220 KW	06/10 →					
4800 GTS, M48.401015, 316 KW	02/12 →					
4800 S/S4, M48.20/40, 294 KW	09/09 →					
4800 Turbo S, M48.70, 405 KW	05/11 →					
4800 Turbo, M48.70, 368 KW	09/09 →					
4800 Turbo, M48.70, 397 KW	08/10 →					

PROTON

Aeroback (89-00)						
1300, G13B, 50 KW	01/89 → 12/92	SP-934		FF-008		
1300i, G13BI, 55 KW	09/92 → 11/00	SP-934	MD-9862			
1500, G15B, 55 KW	01/89 → 12/92	SP-934		FF-008		
1500i, G15BI, 66 KW	09/92 → 12/00	SP-934	MD-9862			
Coupe (97-)						
1800 16V Evo, 4G93, 97 KW	06/98 →	SP-1001	MD-9940			
1800 16V, 4G93, 92 KW	06/97 →	SP-1001	MD-9940			
GEN 2 (04-)						
1300, 70 KW	06/04 →		MD-8262	SP-2060		
1600, 82 KW	06/04 →		MD-8262	SP-2060		
Impian (01-)						
1600, 76 KW	09/01 →					
Jumbuck Pick-up (02-)						
1500, 64 KW	05/02 →					
Persona 300 (96-)						
1300i	01/89 → 01/91	SP-911	MD-368			
	01/91 → 07/92	SP-911	MD-9912			
	08/92 → 12/93	SP-911	MD-9862			
1500i	01/89 → 01/91	SP-911	MD-368			
	01/91 → 07/92	SP-911	MD-9912			
	08/92 → 12/93	SP-911	MD-9862			
1600 GLXi, 4G92, 83 KW	01/94 →	SP-911	MD-9940	SP-2048		
	03/96 →	SP-934	MD-9940	SP-2129		
1600i	01/94 →	SP-911	MD-9940	SP-2048		
	03/96 →	SP-911	MD-9940			
1800 GTi, 99 KW	09/96 →	SP-934	MD-9940	SP-2129		
Persona 400 (94-)						
1300, GLSi, 4G13, 55 KW	01/94 →	SP-934		SP-2048		
1500, GLi/GLSi, 4G15, 66 KW	01/94 →	SP-1001	MD-9940	SP-2048		
1600, 4G92, 70 KW	09/96 →	SP-1001	MD-9940	SP-2048		
1600, 83 KW	01/94 →	SP-1001	MD-9940	SP-2048		
1850i, GLXi, 4G93, 85 KW	05/96 →	SP-1001	MD-9940	SP-2048		
2000 TD, 4D68T, 60 KW	09/96 →	SP-997		SP-1003		
2000D, GLS, 4D68, 48 KW	05/96 →	SP-997		SP-1003		
Proton (89-00)						

PROTON

Proton (89-00)

1300, G13B, 50 KW	01/89 → 12/92	SP-934		FF-008		
	01/89 → 12/90	SP-934	MD-368	FF-008		
1300, G13B1, 55 KW	06/92 → 12/00	SP-934	MD-9862			
1500, G15B, 55 KW	01/89 → 12/92	SP-934		FF-008		
	01/89 → 12/90	SP-934	MD-368	FF-008		
1500, G15B1, 66 KW	06/92 → 12/00	SP-934	MD-9862			

Saloon (89-00)

1300, G13B, 50 KW	01/89 → 12/92	SP-934		FF-008		
1300i, G13BI, 55 KW	09/92 → 12/00	SP-934	MD-9862			
1500, G15B, 66 KW	01/89 → 12/92	SP-934		FF-008		
1500i, G15BI, 66 KW	09/92 → 12/00	SP-934	MD-9862			

Satria (00-)

1300, G13B, 55 KW	01/00 →	SP-934	MD-9940			
1500i, G15BI, 64 KW	01/00 →	SP-934	MD-9940			
1600i, 4G92, 70 KW	01/00 →	SP-1001	MD-9940			
1800 16V, 4G93, 103 KW	01/00 →	SP-1001	MD-9940			

Wira (00-)

1300i	01/00 →	SP-911	MD-9912			
1300i G13B, 55 KW	01/00 →	SP-934	MD-9940			
1500i	01/00 →	SP-911	MD-9912			
1500i G15B, 64 KW	01/00 →	SP-934	MD-9940			
1600i 4G92, 70 KW	01/00 →	SP-1001	MD-9940			
1800i 16V 4G93, 85 KW	01/00 →	SP-1001	MD-9940			
2000Diesel	01/00 →	SP-997	MD-9862	SP-1003		
2000Diesel, 4D68, 50 KW	01/00 →	SP-997	MD-9688	SP-1003		
2000TDi	01/00 →	SP-997	MD-9862	SP-1003		
2000TDi, 4D68T, 59 KW	01/00 →	SP-997	MD-9688	SP-1003		

RENAULT

Alpine (66-95)

A110, 1300, 81 KW	01/68 → 12/70	SP-806				
A310 1600, 93 KW	01/71 → 12/77	SP-806				
A310, 2700 V6, Z6W, 110 KW	07/84 → 12/95	SP-948				
A310, 2700 V6,, Z6W, 110 KW	09/76 → 06/84	SP-806				
A610, 3000i V6 Turbo, 184 KW	03/91 → 12/95	SP-948		SP-2003		
V6, 2500 V6 Turbo, Z7U, 147 KW	01/88 → 12/90	SP-952	MD-5064	SP-2003		

Avantime (01-03)

2000 16V Turbo, F4R760/761, 120 KW	06/01 → 05/03	SP-1039	MD-9536	SP-2061	MS-6024	
2200 dCi, G9T, 110KW	09/02 → 05/03	MD-477	MD-8280	MD-397	MS-6024	
3000 V6 24V, L7X, 152 KW	06/01 → 05/03			SP-2061	MS-6024	

Clio I (91-98)

1100, C1E700, 34/36KW	09/89 → 02/98	SP-1039	MD-056	FF-009		
1200, D7F730, 43KW	09/96 → 02/98	SP-1039	MD-628	FF-009		
1200i, C3G, 40 KW	11/92 → 08/94	SP-955	MD-9280	SP-2003		
	09/94 → 02/96	SP-1039	MD-9280	SP-2003		
	03/96 → 02/98	SP-1039	MD-9280	SP-2061		
1200i, D7F, 40KW	04/96 → 02/98	SP-1075	MD-5116	SP-2061		
1400, E7J, 55 KW	01/91 → 03/94	SP-955	MD-628	FF-009		
1400i, E7J, 59 KW	12/90 → 02/96	SP-955	MD-628	SP-2003		
	03/96 → 02/98	SP-955	MD-628	SP-2061		
1700, F3N, 68 KW	01/91 → 02/97	SP-946	MD-668	FF-009		
	03/97 → 02/98	SP-1039	MD-668	FF-009		
1800i 16V, F3P, 99KW	03/96 → 02/98	SP-955	MD-9224	SP-2061		
1800i 16V, F4P, 99KW	01/91 → 02/96	SP-955	MD-9224	SP-2003		
1800i, F3P, 65-80KW	01/91 → 09/93	SP-946	MD-668	SP-2003		
	10/93 → 02/96	SP-946	MD-9428	SP-2003		
	03/96 → 02/97	SP-946	MD-9428	SP-2061		
	03/97 → 02/98	SP-1039	MD-9428	SP-2061		

RENAULT

Clio I (91-98)						
1900D BOSCH, F8Q, 40 KW	05/91 → 02/96	SP-985	MD-668	MD-101		
	03/96 → 02/98	SP-956	MD-668	MD-101		
1900D CAV, F8Q, 40 KW	05/91 → 02/96	SP-985	MD-668	MD-093		
	03/96 → 02/98	SP-956	MD-668	MD-093		
1900TD BOSCH, 40 KW	03/94 → 04/96	SP-985	MD-668	MD-101		
1900TD CAV, 47 KW	03/94 → 04/96	SP-985	MD-668	MD-093		
2000i 16V Williams, F7R700, 108 KW	01/94 → 02/96	SP-955	MD-9224	SP-2003		
	03/96 → 02/98	SP-955	MD-9224	SP-2061		
Clio II (98-)						
1200 16V D4F712, 55 KW	08/04 →	MD-389	MD-9776	SP-2061	MS-6283	
	01/01 → 07/04	MD-389	MD-9776	SP-2061	MS-6151	
	01/01 → 03/03	MD-389	MD-9776	SP-2061	MS-6151	
	04/03 →	SP-1306	MD-9776	SP-2061	MS-6151	
Comments: From engine no. 30220						
1200i, D7F710, 43/44KW	03/98 → 05/00	SP-1075	MD-5116	SP-2061	MS-6151	
Comments: With A/C						
1200i, D7F710/720/722/726, 43 KW	09/98 → 05/00	SP-1075	MD-5116	SP-2061	MS-6151	
	06/00 → 03/03	MD-389	MD-5116	SP-2061	MS-6151	
	04/03 →	SP-1306	MD-5116	SP-2061	MS-6151	
1400 E7J780,55 KW	09/98 → 07/04	SP-1039	MD-8076	SP-2061	MS-6151	
	08/04 →	SP-1039	MD-8076	SP-2061	MS-6283	
1400i 16V, K4J712/713/714/750, 72KW	01/00 →	SP-1039	MD-9492	SP-2061	MS-6151	
Comments: With A/C						
1400i 16V,K4J712/713, 72 KW	01/00 → 06/05	SP-1039	MD-9492	SP-2061	MS-6151	
1400i, E7J, 55KW	03/98 →	SP-1039	MD-9250	SP-2061	MS-6151	
1400i, E7J780, 55KW	03/98 →	SP-1039	MD-9250	SP-2061	MS-6151	
Comments: With A/C						
1500 dCi, K9K700, 48 KW	06/01 → 12/04	SP-1039	MD-9778	FF-060 FF-057	MS-6151	
Comments: FF-057 with water sensor connection						
	01/05 → 09/05	SP-1039	MD-9778	FF-068 FF-061	MS-6283	
Comments: FF-061 with water sensor connection						
1500 dCi, K9K790/792, 50 KW	08/04 →	SP-1039	MD-9778	FF-068 FF-061	MS-6151	
Comments: FF-061 with water sensor connection						
1500 dCi. K9K700, 60 KW	06/01 → 12/04	SP-1039	MD-9778	FF-060 FF-057	MS-6151	
Comments: FF-057 with water sensor connection						
	01/05 → 09/05	SP-1039	MD-9778	FF-068 FF-061	MS-6151	
Comments: FF-061 with water sensor connection						
1500 dCi. K9K712, 74 KW	12/03 → 12/04	SP-1039	MD-9778	FF-060 FF-057	MS-6151	
Comments: FF-057 with water sensor connection						
	01/05 → 09/05	SP-1039	MD-9778	FF-068 FF-061	MS-6283	
Comments: FF-061 with water sensor connection						
1600i 16V, K4M748, 79 KW	09/98 → 06/05	SP-1039	MD-9492	SP-2061	MS-6151	
	07/05 → 09/05	SP-1039		SP-2061	MS-6151	
	08/04 → 09/05	SP-1039	MD-9492	SP-2061	MS-6283	
1600i 66KW	08/04 →	SP-1039	MD-9250	SP-2061	MS-6283	
Comments: With A/C						
1600i 79/81KW	03/98 →	SP-1039	MD-9492	SP-2061	MS-6151	
Comments: With A/C						
1600i, K7M, 79/81KW	03/98 →	SP-1039	MD-9492	SP-2061	MS-6151	
1600i, K7M744, 66 KW	03/98 →	SP-1039	MD-9250	SP-2061	MS-6151	
	03/98 →	SP-1039	MD-9250	SP-2061	MS-6151	
	08/04 →	SP-1039	MD-9250	SP-2061	MS-6283	
Comments: With A/C						
1900 dTi, F9Q-780, 59 KW	01/00 → 06/01	SP-1321		MD-395	MS-6151	

RENAULT

Clio II (98-)

1900D F8Q-630,632,662, 47 KW Comments: Purflux Assembly	09/98 → 07/04	SP-1039	MD-9490	MD-395	MS-6151	
Comments: Purflux Assembly	08/04 →	SP-1039	MD-9490	MD-395	MS-6283	
Comments: Engine code F8Q-632	08/04 →	SP-1039	MD-9632	MD-395	MS-6283	
Comments: Engine code F8Q-630 + 662	08/04 →	SP-1039	MD-9490	MD-395	MS-6283	
Comments: Bosch inj. system	08/04 →	SP-1039	MD-9490		MS-6283	
Comments: CAV/Delphi injection system	09/98 →	SP-1039	MD-9490	MD-395	MS-6151	
1900D F8Q630 47KW Comments: Purflux Assembly	09/98 → 09/01	SP-1039	MD-9632	MD-395 MD-377	MS-6151	
Comments: MD-395: BOSCH injection system, MD-377: CAV/Delphi injection system.	12/03 → 08/05	SP-1039	MD-8544	SP-2061	MS-6151	
2000i 16V, Sport, F4R, 132 KW	03/00 → 05/01	SP-1039	MD-5064	SP-2061	MS-6151	
2000i 16V, Sport, F4R730/732/736, 124 KW	06/01 →	SP-1039	MD-8544	SP-2061	MS-6151	
3000 V6 Sport, L7X, 187 KW	12/02 → 07/04	SP-1039	MD-8028	SP-2061	MS-6151	
	08/05 →	SP-1039	MD-8028	SP-2061	MS-6283	

Clio III (05-)

1200 16V (D4F), 48 KW	12/05 →	SP-1306	MD-8222	SP-2061	MS-6283	
1200 16V (D4F740), 55 KW	09/05 →	SP-1306	MD-8222	SP-2061	MS-6283	
1200 16V Turbo TCE, D4F784, 74 KW	09/06 →	SP-1306	MD-8334	SP-2061	MS-6283	
1400 16V (K4J780), 72 KW	09/05 →	SP-1039	MD-8334	SP-2061	MS-6283	
1500 dCi, (K9K768), 50 KW	09/05 → 08/08	SP-1039	MD-8120		MS-6283	
	09/08 →	SP-1321	MD-8120		MS-6283	
1500dCi, (K9K752), 48 KW	05/05 →	SP-1039	MD-8120		MS-6283	
1500dCi, (K9K764), 78 KW	09/05 → 08/08	SP-1039	MD-8120		MS-6283	
	09/08 →	SP-1321	MD-8120		MS-6283	
1500dCi, (K9K766), 63 KW	09/05 → 08/08	SP-1039	MD-8120		MS-6283	
	09/08 →	SP-1321	MD-8120		MS-6283	
1600 16V GT, (K4M862), 94 KW	05/09 →	SP-1039	MD-8120	SP-2061	MS-6283	
1600 16V, (K4M800/801), 82 KW	09/05 →	SP-1039	MD-8120	SP-2061	MS-6283	
1600 16V, (K4M804), 65 KW	09/05 →	SP-1039	MD-8120	SP-2061	MS-6283	
2000 16V (F4R830), 147KW	05/06 →	SP-1039	MD-8120	SP-2061	MS-6283	
2000 16V (M4R700), 102KW	12/06 →	SP-1002	MD-8120	SP-2061	MS-6283	

Clio Symbol (98-)

1400 16V, K4J712/713, 72 KW	01/00 →	SP-1039	MD-9492	SP-2061	MS-6151	
1400, E7J780, 55 KW	09/98 →	SP-1039	MD-9250 MD-8076	SP-2061	MS-6151	
Comments: MD-8076: Partly/Or						

Espace I (84-92)

2000 GTS, J6R, 80 KW	01/84 → 12/92	SP-948	MD-276	SP-2003		
2000i, J7R, 87 KW	06/84 → 12/89	SP-948	MD-276	SP-2003		
2100TD BOSCH, J8S, 65 KW	01/84 → 06/90	SP-952	MD-5038	SP-966		
2100TD CAV, J8S, 65 KW	01/84 → 07/90	SP-952	MD-5038	MD-195		
	01/84 → 07/90	SP-952	MD-5038	MD-093		

Espace II (91-96)

2000i, J7R, 76KW	01/94 → 09/96	SP-948	MD-276	SP-2003		
2100 TD, J8S778, 65KW	01/91 → 10/96	SP-952	MD-5038	MD-093		
2100TD BOSCH, J8S, 66 KW	07/91 → 09/96	SP-985	MD-5038	SP-966		
2100TD CAV, J8S, 66 KW	07/91 → 09/96	SP-985	MD-5038	MD-195		
	07/91 → 09/96	SP-985	MD-5038	MD-093		
2200i, J7T, 79 KW	01/91 → 10/96	SP-948	MD-276	SP-2003		
2800i V6, Z7W, 110 KW	03/91 → 09/96	SP-948	MD-5064	SP-2003		

Espace III (96-02)

1900 dTI, F9Q-720, 72 KW	02/99 → 10/00	SP-1079		MD-397	MS-6024	
2000i 16V, E4R, 102 KW	09/01 → 11/02	SP-1039	MD-9492	SP-2061	MS-6024	

RENAULT

Espace III (96-02)

2000i 16V, E4R-700, 103 KW	10/98 → 11/02	SP-1039	MD-9492	SP-2061	MS-6024	
2000i, F3RJ7, 84 KW	11/96 → 10/00	SP-1039	MD-9354	SP-2061	MS-6024	
2200 dCi, G9T710,95 KW	08/00 → 11/02	MD-477	MD-8280	FF-063	MS-6024	
2200 TD 12V,G8T714/716,83 KW	11/96 → 01/99	SP-992	MD-9536	MD-397	MS-6024	
	02/99 → 10/00		MD-9536	MD-397	MS-6024	
	11/96 → 10/97	SP-992	MD-9536	SP-1098	MS-6024	
	11/97 → 10/00	SP-992	MD-9536	MD-397	MS-6024	
2200TD 12V Eng:G8T 714/716 83KW	11/96 → 10/00	SP-1237	MD-9536	SP-1098	MS-6024	
3000i V6 24V, L7X-700,140 KW	10/98 → 11/02		MD-9494	SP-2061	MS-6024	
3000i V6, L7X, 140KW	10/97 → 01/02	SP-948	MD-9494	SP-2061	MS-6024	
3000i V6, Z7X27,123 KW	11/96 → 10/00	SP-948	MD-9360	SP-2061	MS-6024	

Espace IV (02-)

1900 dCi, F9Q820, 85 KW	04/03 → 02/05	SP-1039	MD-8028	MD-397	MS-6284 MS-6284C	
1900 dCi, F9QT, 88 KW	10/02 →	SP-1039	MD-8028	MD-397	MS-6284 MS-6284C	
2000 16V Turbo, Eng: F4RT, 120KW	10/02 →	SP-1039	MD-8028	SP-2061	MS-6284 MS-6284C	
2000 16V Turbo, F4RT,125 KW	05/05 →	SP-1039	MD-8028	SP-2061	MS-6284 MS-6284C	
2000 16V,F4R, 100 KW	10/02 → 06/05	SP-1039	MD-9492	SP-2061	MS-6284 MS-6284C	
	07/05 →	SP-1039		SP-2061	MS-6284 MS-6284C	
2000 dCi, 96 KW	01/06 →	MD-631	MD-8028	MD-397	MS-6284 MS-6284C	
2000 dCi, M9R, 110 KW	04/06 →	MD-631	MD-8028	MD-397	MS-6284 MS-6284C	
2000 dCi, M9R, 127 KW	04/06 →	MD-631	MD-8028	MD-397	MS-6284 MS-6284C	
2200 dCi FAP, G9T,102 KW	04/06 →	MD-477	MD-8028	MD-397	MS-6284 MS-6284C	
2200 dCi,G9T,110 KW	10/02 →	MD-477	MD-8028	MD-397	MS-6284	
3000 dCi V6,P9X,130 KW	10/02 → 12/05	MD-523	MD-8028	MD-397	MS-6284 MS-6284C	
3000 dCi V6,P9X,133 KW	01/06 →	MD-523		MD-397	MS-6284 MS-6284C	
3500 V6,V4Y,177 KW	10/02 → 09/05	SP-1002		SP-2061	MS-6284 MS-6284C	
	10/05 →	SP-1002	MD-8028	SP-2061	MS-6284 MS-6284C	

Express (86-)

0950, C1C, 30 KW	01/86 → 08/90	SP-955	MD-014	FF-009		
	01/86 → 08/90					
1100 GTC, C1E, 33 KW	01/86 → 06/90		MD-014			
	07/90 → 08/92	SP-955	MD-056	FF-009		
1100 GTC, C1E, 36 KW	01/86 → 06/90	SP-955	MD-5036	FF-009		
1200, C1G, 40 KW	09/90 →	SP-955	MD-056	FF-009		
1200i, C3G, 40 KW	09/90 →	SP-955	MD-9280	SP-2003		
1400 GTL, C2J, 44 KW	09/90 → 03/96	SP-946	MD-628	FF-009		
1400 GTL, C3J, 44 KW	01/86 → 08/91	SP-955	MD-056	FF-009		
1400i Klima, E6J/E7J, 43 KW	09/90 →	SP-955	MD-628	SP-2003		
1400i, E6J/E7J, 43 KW	03/86 → 08/91	SP-955	MD-056	SP-2003		
	09/90 →	SP-946	MD-628	SP-2003		
1600D BOSCH, F8M, 40 KW	01/86 →	SP-946	MD-9406	SP-966		
1600D CAV, F8M, 40 KW	01/86 →	SP-946	MD-9406	MD-093		
1900D BOSCH, F8Q, 47 KW	09/90 → 02/96	SP-985	MD-668	MD-101		
	03/96 →	SP-956	MD-668	MD-101		

RENAULT

Express (86-)

1900D CAV, F8Q, 47 KW	09/90 → 02/96	SP-985	MD-668	MD-093		
	03/96 →	SP-956	MD-668	MD-093		

Fluence (10-)

1500 dCi FAP K9K 830 63KW	02/10 →	SP-1321	MD-8556	SP-1355	MS-6401	
1500 dCi FAP K9K 834 66KW	02/10 →	SP-1321	MD-8556	SP-1355	MS-6401	
1500 dCi FAP (BZ1M) K9K 832 81KW	02/10 →	SP-1321	MD-8556	SP-1355	MS-6401	
1600 16V K4M 838/839 81KW	02/10 →	SP-1039	MD-8556	SP-2061	MS-6401	
2000 16V, M4R 714/751, 103 KW	02/10 →		MD-8556	SP-2061	MS-6401	
Z.E, 70 KW	02/12 →				MS-6401	

Fuego (80-85)

1400, 847720, 47 KW	03/80 → 10/85	SP-806	MD-390	FF-009		
	07/84 → 10/85	SP-955	MD-390	FF-009		
1600 TS/GTS, A6M, 71KW	03/80 → 06/84	SP-806	MD-076	FF-009		
1600, A6M, 71KW	07/84 → 10/85	SP-955	MD-076	FF-009		
1600i, 52 KW	07/84 → 10/85	SP-1079	MD-276	SP-2003		
1600i TS, GTS, A6M726, 71 KW	10/80 → 06/84	SP-806	MD-076	SP-2003		
	07/84 → 10/85	SP-806	MD-076	SP-1039		
1600i Turbo, A5L750, 97 KW	09/83 → 06/84	SP-806	MD-276	SP-2003		
1600i, 52 KW	04/83 → 06/84	SP-806	MD-076	SP-2003		
2000 TX, GTX, J6R726, 81 KW	10/80 → 10/85	SP-824	MD-276	FF-009		
2100TD CAV, J8S712, 65 KW	10/81 → 10/85	SP-952	MD-5038	MD-093		
	10/81 → 10/85	SP-952	MD-5038	MD-195		
2100TD, J8S712, 65 KW BOSCH	10/81 → 10/85	SP-1039	MD-5038	SP-966		

Fulence (10-)

2000 16V M4R 714/751 103Kw	02/10 →			SP-1355		
----------------------------	---------	--	--	---------	--	--

Kangoo I (97-)

1200 16V, D4F716, D4D700, 55 KW	07/01 → 03/03	MD-389	MD-9776	SP-2061	MS-6151	
	04/03 →	SP-1306	MD-9776	SP-2061	MS-6151	
1200, D7F 726/744/746, 44 KW	11/97 → 05/00	SP-1075	MD-5116	SP-2061	MS-6151	
	06/00 → 03/03	MD-389	MD-5116	SP-2061	MS-6151	
	04/03 →	SP-1306	MD-5116	SP-2061	MS-6151	
1400, E7J634/635, 55 KW	11/97 →	SP-1039	MD-9250	SP-2061	MS-6151	
1500 dCi K9K 710, 60 KW	04/02 → 12/04	SP-1039	MD-9778	FF-060	MS-6151	
				FF-057		

Comments: FF-057 with water sensor connection

	01/05 →	SP-1039	MD-9778	FF-068	MS-6151	
				FF-061		

Comments: FF-061 with water sensor connection

1500 dCi K9K, 42 KW	11/02 → 12/04	SP-1039	MD-9778	FF-060	MS-6151	
				FF-057		

Comments: FF-057 with water sensor connection

	01/05 →	SP-1039	MD-9778	FF-068	MS-6151	
				FF-061		

Comments: FF-061 with water sensor connection

1500 dCi K9K, 50 KW	06/05 → 12/04	SP-1039	MD-9778	FF-060	MS-6151	
				FF-057		

Comments: FF-057 with water sensor connection

	01/05 →	SP-1039	MD-9778	FF-068	MS-6151	
				FF-057		

Comments: FF-061 with water sensor connection

1500 dCi K9K, 62 KW	06/05 → 12/04	SP-1039	MD-9778	FF-060	MS-6151	
				FF-057		

Comments: FF-057 with water sensor connection

	01/05 →	SP-1039	MD-9778	FF-068	MS-6151	
				FF-061		

Comments: FF-061 with water sensor connection

RENAULT

Kangoo I (97-)

1500 dCi, K9K702,48 KW	07/01 → 12/04	SP-1039	MD-9778	FF-060 FF-057	MS-6151	
Comments: FF-057 with water sensor connection						
	01/05 →	SP-1039	MD-9778	FF-068 FF-061	MS-6151	
Comments: FF-061 with water sensor connection						
1600 16V Bivalent K4M, 60 KW	07/06 →	SP-1039		SP-2061	MS-6151	
1600 16V K4M750/753, 70 KW	07/01 →	SP-1039	MD-9492	SP-2061	MS-6151	
1600 K7M746, 66 KW	07/99 →	SP-1039	MD-276	SP-2061	MS-6151	
1900 D, F8Q-630, F8Q-632, 47 KW	11/97 →	SP-1039	MD-9490	MD-395 MD-377	MS-6151	
Comments: MD-395: BOSCH injection system, MD-377: CAV/Delphi injection system.						
1900 D, F8Q-662,40 KW	11/97 →	SP-1039	MD-9490	MD-395 MD-377	MS-6151	
Comments: MD-395: BOSCH injection system, MD-377: CAV/Delphi injection system.						
1900 dCi F9Q, 62 KW	10/03 →	SP-1321	MD-9714	MD-395 MD-377	MS-6151	
Comments: MD-395: BOSCH injection system, MD-377: CAV/Delphi injection system.						
1900 dCi F9Q-782/790, 59 KW	09/01 →	SP-1321	MD-9714	MD-395	MS-6151	
1900 dCi, F9Q-782/790, 59 KW	09/01 →	SP-1321	MD-9714	MD-395 MD-377	MS-6172 MS-6151	
Comments: MD-395: BOSCH injection system, MD-377: CAV/Delphi injection system, MS-6172: Without air-condition system, MS-6151: With air-condition system.						
1900 dTi F9Q-780, 59 KW	03/00 →	SP-1321	MD-9714	MD-395	MS-6151	
Comments: Bosch inj. system						
	03/00 →	SP-1321	MD-9714	MD-359 MD-377	MS-6151	
Comments: MD-359: BOSCH injection system, MD-377: CAV/Delphi injection system.						

Kangoo II (08-)

1500 dCi 110, 80 KW	09/10 →	SP-1321	MD-9752		MS-6395	
1500 dCi 75, 55 KW	09/10 →	SP-1321			MS-6395	
1500 dCi, K9K, 50 KW	02/08 → 05/09	SP-1321	MD-8090	SP-1362 SP-1363	MS-6395	
Comments: SP-1363 = With water sensor connection						
1500 dCi, K9K, 76 KW	02/08 → 05/09	SP-1321	MD-8090	SP-1362 SP-1363	MS-6395	
Comments: SP-1363 = With water sensor connection						
1500 dCi, K9K802, 63 KW	02/08 → 05/09	SP-1321	MD-8090	SP-1362 SP-1363	MS-6395	
Comments: SP-1363 = With water sensor connection						
1600 16V LPG, 72 KW	02/08 →	SP-1039	MD-9492		MS-6395	
1600 16V, K4M, 64 KW	05/08 →	SP-1039	MD-9492	SP-2061	MS-6395	
1600 16V, K4M. 78 KW	02/08 →	SP-1039	MD-9492		MS-6395	
Z.E, 5AM400, 44 KW	10/11 →				MS-6395	

Koleos (08-)

2000 dCi, M9R, 110KW	09/08 →	MD-631			MS-6407	
2000 dCi, M9R, 127KW	09/08 →	MD-631			MS-6407	
2500, 2TRB700, 126 KW	09/08 →	SP-1002	MD-9182		MS-6407	

Laguna I (93-01)

1600i 16V, Eng: K4M-720, 79KW	11/97 → 03/01	SP-1039	MD-9492	SP-2061	MS-6114	
	11/97 → 03/01	SP-1039	MD-9492	SP-2110	MS-6301	
1600i 16V, K4M720, 79/81KW	09/97 → 03/01	SP-1039	MD-9492	SP-2061	MS-6114	
1800 16V, Eng: F4P760,88KW	09/98 → 03/01	SP-1039	MD-9492	SP-2061	MS-6114	
1800, F3P, 66KW	11/93 → 03/01	SP-946		SP-2097	MS-6301	
	08/95 → 03/01	SP-1039	MD-9354	SP-2097	MS-6301	
1800i 16V, F4P760, 88KW	09/97 → 03/01	SP-1039	MD-9492	SP-2061	MS-6114	
1800i Eng: F3P724, 66KW	11/93 → 08/98	SP-946	MD-9354	SP-2097	MS-6114	
1800i Eng: F3P724,69KW	08/95 → 08/98	SP-1039	MD-9354	SP-2061	MS-6114	
1800i Eng:F3-678, 66KW	08/95 → 08/98	SP-1039	MD-9354	SP-2097	MS-6114	
1900 dCi, Eng:F9Q718,79KW	11/99 → 03/01	SP-1039	MD-9714	FF-063	MS-6114	

RENAULT

Laguna I (93-01)

1900 dTi, Eng: F9Q716,74KW	09/98 → 03/01	SP-1039	MD-5124	MD-395 MD-377	MS-6114 MS-6301	
Comments: MD-395: BOSCH injection system, MD-377: CAV/Delphi injection system, MS-6114: Left hand drive, MS-6301: Right hand drive.						
2000, Eng:F3R728/729, 84KW	08/95 → 08/98	SP-1039	MD-9354	SP-2061	MS-6114	
2000,Eng:F3R723, 83KW	11/93 → 08/98	SP-1039	MD-9354	SP-2061	MS-6114	
2000i Eng: F3R-722/723, 70KW	11/93 → 08/98	SP-946	MD-9354	SP-2097	MS-6114	
2000i 16V, Eng:F4R780,103KW	09/99 → 03/01	SP-1039	MD-9492	SP-2061	MS-6114	
2000i 16V, Eng:N7Q704,102KW	06/95 → 08/98	SP-948	MD-9358	SP-2061	MS-6114	
2000i Eng: F3R750, 80KW	03/99 → 03/01	SP-1039	MD-9354	SP-2061	MS-6114	
2000i Eng: F3R768/769, 85KW	09/98 → 03/01	SP-1039	MD-9354	SP-2097	MS-6114	
2000i, F3R768/769, 85KW	09/97 → 03/01	SP-1039	MD-9354	SP-2061	MS-6114	
2200 D(B56F), Eng:G8T794,61KW	08/94 → 08/98		MD-9356	SP-1098	MS-6114	
2200 DT, Eng:G8T760,85KW	09/98 → 03/01	SP-1237	MD-9356	MD-397	MS-6114	
2200 DT,Eng:G8T760, 83KW	03/96 → 08/98		MD-9356	SP-1098	MS-6114	
3000, Z7X765, 123KW	02/96 → 03/01	SP-948	MD-9360	SP-2061	MS-6301	
3000i V6 24V, Eng:L7X700/701, 140KW	03/97 → 08/98		MD-9494	SP-2061	MS-6114	
3000i V6 24V, Eng:L7X700/701, 143KW	09/98 → 03/01		MD-9494	SP-2061	MS-6114	
3000i V6, Eng:Z7X765, 123KW	12/93 → 08/98	SP-948	MD-9360	SP-2097	MS-6114	
3000i, Z7X765, 123KW	03/96 → 08/98	SP-948	MD-9360	SP-2061	MS-6114	

Laguna II (00-)

1600 16V, K4M, 79 KW	11/00 →	SP-1039	MD-9492	SP-2061	MS-6203 MS-6203C	
1600 16V, K4M, 82 KW	04/05 → 06/05	SP-1039	MD-9492	SP-2061	MS-6203 MS-6203C	
1800 16V, F4P, 88 KW	11/00 →	SP-1039	MD-9492	SP-2061	MS-6203 MS-6203C	
1900 dCi, F9Q-751, 74 KW	09/01 →	SP-1039	MD-8028	FF-063	MS-6203 MS-6203C	
1900dCi, F9Q, 79 KW	11/00 →	SP-1039	MD-8028	FF-063 MD-397	MS-6203 MS-6203C	
Comments: MD-397: Partly/or, Purflux housing FC 500						
1900dCi, F9Q, 81 KW	04/05 →	SP-1321	MD-8028	MD-397	MS-6203 MS-6203C	
1900dCi, F9Q, 88 KW	04/05 →	SP-1321	MD-8028	MD-397	MS-6203 MS-6203C	
	11/00 → 03/05	SP-1039	MD-8028	MD-397	MS-6203 MS-6203C	
1900dCi, F9Q, 96 KW	04/05 →	SP-1321	MD-8028	MD-397	MS-6203 MS-6203C	
1900dCi, F9Q-664, 68 KW	03/04 →	SP-1321	MD-8028	MD-397	MS-6203 MS-6203C	
2000 16V GT T, F4R764 150 KW	04/05 →	SP-1039	MD-8028	SP-2061	MS-6203 MS-6203C	
2000 16V IDE, IDE- F5R, 103 KW	11/00 → 08/03	SP-1039	MD-8028	SP-2061	MS-6203 MS-6203C	
2000 16V T,F4R712-715,99 KW	03/01 → 06/05	SP-1039	MD-8028	SP-2061	MS-6203 MS-6203C	
2000 16V T,F4R764 121 KW	11/02 →	SP-1039	MD-8028	SP-2061	MS-6203 MS-6203C	
2000 16V T,F4R764 125 KW	04/05 →	SP-1039	MD-8028	SP-2061	MS-6203 MS-6203C	
2000 dCi 16V, M9R, 127 KW	02/06 →	MD-631	MD-8028	MD-397	MS-6203 MS-6203C	
2000 dCi 16V, M9R740, 110 KW	10/05 →	MD-631	MD-8028	MD-397	MS-6203 MS-6203C	
2200 dCi 16V FAP,G9T,102 KW	12/04 →	MD-477	MD-8028	MD-397	MS-6203 MS-6203C	
2200 dCi 16V G9T-702, 110 KW	02/02 →	SP-1039	MD-8028	MD-397	MS-6203 MS-6203C	

RENAULT

Laguna II (00-)

2200 dCi G9Y, 84 KW	04/04 → 11/05	MD-477	MD-8028	MD-397	MS-6203 MS-6203C
2200 dCi, G9T, 98 KW	11/00 → 03/02	MD-477	MD-8028	MD-397	MS-6203 MS-6203C
3000 V6 24V, L7X, 152 KW	11/00 →		MD-8028	SP-2061	MS-6203 MS-6203C

Laguna III (07-)

1500 DCi, K9K780, 81 KW	10/07 → 05/09	SP-1321	MD-8488	SP-1362 SP-1363	MS-6414C	
Comments: SP-1363 = With water sensor connection						
1600 16V, K4M824, 81 KW	10/07 →	SP-1039	MD-9492	SP-2061	MS-6414C	
2000 16V GT TURBO, F4R, 150 KW	10/07 →	SP-1321	MD-8488	SP-2061	MS-6414C	
Comments: SP-2061: Optional extra, export model						
2000 16V TURBO, F4R, 125 KW	10/07 →	SP-1039		SP-2061	MS-6414C	
Comments: SP-2061: Optional extra, export model						
2000 16V, M4R704, 103 KW	10/07 →	SP-1079		SP-2061	MS-6414C	
Comments: SP-2061: Optional extra, export model						
2000 DCi M9R742/802, 96KW	10/07 → 05/09	MD-631	MD-8488	SP-1362 SP-1363	MS-6414C	
Comments: SP-1363: With water sensor connection						
2000 DCi, M9R 816, 131 KW	10/07 → 05/09	MD-631		SP-1362 SP-1363	MS-6414C	
Comments: SP-1363: With water sensor connection						
2000 DCi, M9R742/802/805, 110 KW	10/07 → 05/09	MD-631	MD-8488	SP-1362 SP-1363	MS-6414C	
Comments: SP-1363: With water sensor connection						
2000 DCi, M9R800, 127 KW	10/07 → 05/09	MD-631		SP-1362 SP-1363	MS-6414C	
Comments: SP-1363: With water sensor connection						
3000 DCi, 173 KW	12/08 →			SP-1362 SP-1363	MS-6414C	
Comments: SP-1363: With water sensor connection						
3000 DCi, 177 KW	01/12 →				MS-6414C	
3500 24V, V4Y713, 175 KW	10/08 →	SP-1002		SP-2061	MS-6414C	

Latitude (11-)

2000 16V, M4R, 103 KW	02/11 →			SP-2061	MS-6436 MS-6436C
2000 dCi, M9R, 110 KW	02/11 →				MS-6436 MS-6436C
2000 dCi, M9R, 127 KW	02/11 →				MS-6436 MS-6436C
2000 dCi, M9R, 130 KW	02/11 →				MS-6436 MS-6436C
3000 dCi, V9X, 177 KW	02/11 →		MD-8600		MS-6436 MS-6436C

Lodgy (12-)

1500 dCi 110, 79 KW	03/12 →	SP-1321			
1600 MPI 85, 61 KW	03/12 →	SP-1039			

Master I (80-98)

1400, 35 KW	09/80 → 06/84	SP-898	MD-076	FF-009	
	07/84 → 10/97	SP-956	MD-076	FF-009	
1700, 48 KW	09/80 → 06/84	SP-898	MD-076	FF-009	
	07/84 → 10/97	SP-956	MD-076	FF-009	
2000, 829.730/731, 59 KW	09/80 → 06/84	SP-888	MD-5038	FF-009	
2000, J5R, 59 KW	07/84 → 10/97	SP-948	MD-5038	FF-009	
2100D BOSCH, J8S, 44 KW	01/80 → 10/97	SP-952	MD-5038	SP-966	
2100D CAV, J8S, 44 KW	01/80 → 10/97	SP-952	MD-5038	MD-093	
	01/80 → 10/97	SP-952	MD-5038	MD-195	

RENAULT

Master I (80-98)

2200i, J5R, 67 KW	07/84 → 10/97	SP-948	MD-5038	SP-2003		
2500D BOSCH, S8U, 55 KW	09/80 → 03/85	SP-906	MD-5038	MD-101		
	04/86 → 10/97	SP-990	MD-5038	MD-101		
2500D CAV, S8U, 55 KW	09/80 → 03/85	SP-906	MD-5038	MD-093		
	09/80 → 03/85	SP-906	MD-5038	MD-195		
	04/86 → 10/97	SP-990	MD-5038	MD-093		
	04/86 → 10/97	SP-990	MD-5038	MD-195		
2500D Eng:S8U 60KW	06/97 → 07/98	SP-1237	MD-9514	MD-397		
2500TD, S9U, 69 KW	04/86 → 10/97	SP-990	MD-5038	MD-101		

Master II (98-03)

1900 dCi, F9Q-772, 60 KW	09/01 → 11/03	SP-1039	MD-9514	MD-397		
1900 DTi, F9Q-780, 59 KW	03/00 → 11/03		MD-9514	MD-397		
2200 dCi,G9T-720, 66 KW	10/00 → 11/03	MD-477	MD-9514	MD-513		
				FF-063		
2500 D, S8U770, 59 KW	07/98 → 02/01	MD-477	MD-9514	MD-397		
2500 dCi,G9U-720, 84 KW	09/01 → 11/03	MD-477	MD-9514			
2800 dTi, S9W-700, 85 KW	07/98 → 11/01	SP-1237	MD-9514	MD-397		

Master III (03-10)

1900 dCi 80, F9Q774, 60 KW	10/03 → 06/10	SP-1321	MD-9514	MD-531		
2200 dCi 90, G9T720, 66 KW	10/03 → 06/10	MD-477	MD-8162	MD-531		
Comments: MD-531: Purflux housing FC 578+ FC 580						
	10/03 → 06/10	MD-477	MD-8162	MD-567		
Comments: MD-567: Purflux housing FC 579						
	10/03 → 06/10	MD-477	MD-8162	MD-513		
Comments: MD-513: Delphi housing						
2500 dCi 100, G9U750/754, 73 KW	10/03 → 07/06	MD-477	MD-8162	MD-531		
Comments: MD-531: Purflux housing FC 578+FC 580						
	10/03 → 07/06	MD-477	MD-8162	MD-567		
Comments: MD-567: Purflux housing FC 579						
	10/03 → 07/06	MD-477	MD-8162	MD-513		
Comments: MD-513: Delphi housing						
2500 dCi 100,G9U650, 74 KW	07/06 → 06/10	MD-477	MD-8162	MD-567		
Comments: MD-567: Purflux housing FC 579						
	07/06 → 06/10	MD-477	MD-8162	MD-531		
Comments: MD-531: Purflux housing FC 578+FC 580						
	07/06 → 06/10	MD-477	MD-8162	MD-513		
Comments: MD-513: Delphi housing						
2500 dCi 120,G9T750, 84 KW	10/03 → 07/06	MD-477	MD-8162	MD-567		
Comments: MD-567: Purflux housing FC 579						
	10/03 → 07/06	MD-477	MD-8162	MD-531		
Comments: MD-531: Purflux housing FC 578+FC 580						
	10/03 → 07/06	MD-477	MD-8162	MD-513		
Comments: MD-513: Delphi housing						
2500 dCi 120,G9U650, 88 KW	07/06 → 06/10	MD-631	MD-8162	MD-567		
Comments: MD-567: Purflux housing FC 579						
	07/06 → 06/10	MD-631	MD-8162	MD-531		
Comments: MD-531: Purflux housing FC 578+FC 580						
	07/06 → 06/10	MD-631	MD-8162	MD-513		
Comments: MD-513: Delphi housing						
2500 dCi 150 (G9U632), 107 KW	07/06 → 06/10	MD-631	MD-8162	MD-567		
Comments: MD-567: Purflux housing FC 579						
	07/06 → 06/10	MD-631	MD-8162	MD-531		
Comments: MD-531: Purflux housing FC 578+ FC 580						
	07/06 → 06/10	MD-631	MD-8162	MD-513		
Comments: MD-513: Delphi housing						
3000 dCi 140,ZD3 200/203, 100 KW	01/04 → 07/06	MD-399	MD-8378	MD-531		
Comments: MD-531: Purflux housing						
	01/04 → 07/06	MD-399	MD-8378	MD-513		
Comments: MD-513: Delphi housing						
3000 dCi 160,ZD3, 115 KW	05/04 → 06/10	MD-399	MD-8378	MD-531		
Comments: MD-531: Purflux housing						
	05/04 → 06/10	MD-399	MD-8378	MD-513		

Master IV (10-)

RENAULT

Master IV (10-)

2300 dCi 150, M9T678, 107 KW	04/10 →	MD-703	MD-8512	MD-531	MS-6395	
Comments: MD-531: Purflux housing FC 578+ FC 580						
	04/10 →	MD-703	MD-8512	MD-567	MS-6395	
Comments: MD-567: Exp. model, Purflux housing FC 579+ FC 581						
2300 dCi, 100 M9T670, 74 KW	04/10 →	MD-703	MD-8512	MD-531	MS-6395	
Comments: MD-531: Purflux housing FC 578+FC 580						
	08/10 →	MD-703	MD-8512	MD-567	MS-6395	
Comments: MD-567: Exp. model, Purflux housing FC 579+ FC 581						
2300 dCi, 125 M9T690, 92 KW	04/10 →	MD-703	MD-8512	MD-531	MS-6395	
Comments: MD-531: Purflux housing FC 578+ FC 580						
	08/10 →	MD-703	MD-8512	MD-567	MS-6395	
Comments: MD-567: Exp. model, Purflux housing FC 579+FC 581						

Megane CC (10-)

1400 16V (BZ0F), H4J700, 96KW	06/10 →	SP-1321	MD-8556	SP-2061	MS-6403C	
1500 dCi FAP, (BZ1M), K9K832, 81 KW	06/10 →	SP-1321	MD-8556		MS-6403C	
1600 16V, K4M858, 81 KW	06/10 →	SP-1039	MD-8556	SP-2061	MS-6403C	
1600 dCi 130, R9M, 96 KW	05/11 →	MD-703	MD-8556		MS-6403C	
1900 dCi FAP, (BZ0J), F9Q, 96 KW	06/10 →		MD-8556		MS-6403C	
2000 16V TCE, F4R 870/F4R 872, 132 KW	06/10 →	SP-1321	MD-8506	SP-2061	MS-6403C	
2000 16V, M4R711, 103 KW	06/10 →	SP-1079	MD-8470	SP-2061	MS-6403C	
2000 dCi FAP, (BZ0L), M9R610, 118 KW	06/10 →	MD-631	MD-8506		MS-6403C	

Megane GrandTour (97-)

1400i , K4J, 70KW	10/97 →		MD-9492	SP-2061		
1400i, E7J, 55KW	10/97 →			SP-2061		
1600i, K4M, 79KW	10/97 →		MD-9492	SP-2061		

Megane I (96-)

1400,Eng:E7J624,52/55KW	02/96 → 12/99	SP-1039	MD-8076	SP-2061	MS-6151	
	02/96 →	SP-1039	MD-8076	SP-2144	MS-6151	
1400i 52/55KW	01/96 →	SP-1039	MD-628	SP-2061	MS-6151	
	01/96 →	SP-1039	MD-628	SP-2061	MS-6017	
Comments: With A/C						
1400i 70KW 16V	03/99 →	SP-1039	MD-9492	SP-2061	MS-6151	
	03/99 →	SP-1039	MD-9492	SP-2061	MS-6162	
Comments: With A/C						
1600i , K4M, 66KW	01/96 →	SP-1039	MD-276	SP-2144	MS-6151	
1600i 84KW 16V	03/99 →	SP-1039	MD-9492	SP-2061	MS-6151	
	03/99 →	SP-1039	MD-9492	SP-2061	MS-6162	
Comments: With A/C						
1600i, K4M, 66KW	01/96 → 10/96	SP-1039	MD-276	SP-2061	MS-6151	
	11/96 →	SP-1039	MD-5122	SP-2061	MS-6151	
1600i, K7M, 55KW	01/96 →	SP-1039	MD-276	SP-2061	MS-6151	
	01/96 →	SP-1039	MD-276	SP-2061	MS-6017	
Comments: With A/C						
	01/96 →	SP-1039	MD-276	SP-2144	MS-6017	
1600i, K7M, 66KW	01/96 → 10/96	SP-1039	MD-276	SP-2061	MS-6017	
Comments: With A/C						
	11/96 →	SP-1039	MD-5122	SP-2061	MS-6017	
Comments: With A/C						
1900 dCi, F9Q, 75KW	10/00 →	SP-1321		FF-063	MS-6151	
					MS-6162	
1900 dTi, F9Q 730/731/734/736, 72 KW	03/97 → 03/98	SP-1321	MD-744	MD-395	MS-6017	
				MD-377		
Comments: MD-744: Engine code F9Q 730/734, MD-395: BOSCH injection system, MD-377: CAV/Delphi injection system.						
	04/98 → 02/99	SP-1321	MD-744	MD-395	MS-6151	
				MD-377	MS-6162	
Comments: MD-744: Engine code F9Q 730/734, MD-395: BOSCH injection system, MD-377: CAV/Delphi injection system.						
	03/99 → 08/03	SP-1321	MD-9714	MD-395	MS-6151	
				MD-377	MS-6162	
Comments: MD-9714: Engine code F9Q 731/736, MD-395: BOSCH injection system, MD-377: CAV/Delphi injection system.						
1900 dTi, F9Q, 59 KW	10/00 →	SP-956	MD-9714	MD-395	MS-6151	
				MD-377	MS-6162	
Comments: MD-395: BOSCH injection system, MD-377: CAV/Delphi injection system, MS-6162: With air-condition system.						

RENAULT

Megane I (96-)

1900D, F8Q, 47KW Comments: With A/C	01/96 →	SP-956	MD-5062	MD-361	MS-6017	
1900D, F8Q, 48KW Comments: MD-395: BOSCH injection system, MD-377: CAV/Delphi injection system, MS-6162: With air-condition system.	01/96 →		MD-9632			
	03/99 →	SP-956		MD-395 MD-377	MS-6151 MS-6162	
Comments: With A/C	03/99 →	SP-956		MD-069	MS-6162	
1900D, F8Q, 47KW	01/96 →	SP-956	MD-5062	MD-361	MS-6151	
1900TD, F8Q, 66KW	01/96 →	SP-956	MD-744	MD-361	MS-6151	
Comments: With A/C	01/96 →	SP-956	MD-744	MD-361	MS-6017	
1900TDI, F9Q, 69-72KW Comments: With A/C	01/96 →	SP-956	MD-744	MD-069	MS-6151	
	01/96 →	SP-956	MD-744	MD-069	MS-6017	
2000i 16V, F5R, 103KW Comments: With A/C	03/99 →	SP-1039	MD-5062	SP-2061	MS-6151	
	03/99 →	SP-1039	MD-5062	SP-2061	MS-6162	
2000i 16V, F7R, 108KW Comments: With A/C	03/96 →	SP-1039	MD-9224	SP-2061	MS-6151	
	03/96 →	SP-1039	MD-9224	SP-2061	MS-6017	
2000i, F3R, 84KW Comments: With A/C	01/96 →	SP-1039	MD-5062	SP-2061	MS-6151	
	01/96 →	SP-1039	MD-5062	SP-2061	MS-6017	

Megane II (02-)

1400 16V,K4J, 60 KW	10/02 →	SP-1039	MD-9492	SP-2061	MS-6271	
1400 16V,K4J-730,72 KW	10/02 →	SP-1039	MD-9492	SP-2061	MS-6271	
1500 dCi, K9K, 74 KW Comments: FF-066 with water sensor connection	10/03 → 12/04	SP-1039	MD-8264	FF-065 FF-066	MS-6271	
Comments: FF-071 w/water sensor conn, FF-070 Export Model	01/05 → 06/05	SP-1039	MD-8264	FF-069 FF-071	MS-6271	FF-070
1500 dCi, K9K-722, 60 KW Comments: FF-066 with water sensor connection	10/02 → 12/04	SP-1039	MD-8264	FF-065 FF-066	MS-6271	
Comments: FF-071 w/water sensor conn, FF-070 Export Model	01/05 → 06/05	SP-1039	MD-8264	FF-069 FF-071	MS-6271	FF-070
1500 dCi, K9K-724, 63 KW Comments: Without Water Sensor Connector	06/05 →	SP-1039	MD-8264	SP-1327	MS-6271	
Comments: With Water Sensor Connector	06/05 →	SP-1039	MD-8264	SP-1332	MS-6271	
1500dCi, (K9K), 78 KW Comments: Without Water Sensor Connector	06/05 →	SP-1039	MD-8264	SP-1327	MS-6271	
Comments: With Water Sensor Connector	06/05 →	SP-1039	MD-8264	SP-1332	MS-6271	
1600 16V, K4M-760M, 83 KW	10/02 →	SP-1039	MD-8264	SP-2061	MS-6271	
1600 16V, K4M762, 77 KW	05/05 →	SP-1039	MD-9492	SP-2061	MS-6271	
1900 dCi, F9Q, 68 KW	03/04 → 06/05	SP-1321	MD-8090	MD-397	MS-6271	
1900dCi FAP, F9Q, 81 KW	01/06 →	SP-1321	MD-8090	MD-397	MS-6271	
1900dCi FAP, F9Q, 96 KW	06/05 →	SP-1321	MD-8090	MD-397	MS-6271	
1900dCi, F9Q-800, 88 KW	10/02 → 06/05	SP-1321	MD-8090	MD-397	MS-6271	
2000 16V T RS(Megane Sport), F4R,165 KW	09/03 →	SP-1039	MD-8090	SP-2061	MS-6271	
2000 16V T,F4R, 120 KW	09/04 →	SP-1039	MD-8090	SP-2061	MS-6271	
2000 16V, F4R-770M, 99 KW	10/02 →	SP-1039	MD-8090	SP-2061	MS-6271	
2000 dCi 16V, M9R, 127 KW Comments: SP-1332: L.H.D with water sensor	04/07 →	MD-631	MD-8090	SP-1332	MS-6271	
Comments: SP-1327: L.H.D without water sensor	04/07 →	MD-631	MD-8090	SP-1327	MS-6271	
2000 dCi 16V, M9R740/700, 110 KW Comments: SP-1332: L.H.D with water sensor connection	01/06 →	MD-631	MD-8090	SP-1332	MS-6271	
Comments: SP-1327: L.H.D without water sensor connection	01/06 →	MD-631	MD-8090	SP-1327	MS-6271	

RENAULT

Megane III (08-)

1400 16V (BZ0F), H4J700, 96 KW	04/09 →	SP-1321	MD-8556	SP-2061	MS-6403C	
1500 dCi FAP, (BZ1M), K9K832, 81 KW	01/09 →	SP-1321	MD-8556	SP-1355	MS-6403C	
1500 dCi FAP, K9K830, 63 KW	11/08 →	SP-1321	MD-8556	SP-1355	MS-6403C	
1500 dCi FAP, K9K834, 66 KW	11/08 →	SP-1321	MD-8556	SP-1355	MS-6403C	
1600 16V, K4M848, 74 KW	11/08 →	SP-1039	MD-8556	SP-2061	MS-6403C	
1600 16V, K4M858, 81 KW	11/08 →	SP-1039	MD-8556	SP-2061	MS-6403C	
1600 dCi 130, R9M, 96 KW	05/11 →	MD-703	MD-8556		MS-6403C	
1900 dCi 130 FAP, (BZ0J), F9Q, 96 KW	11/08 →		MD-8556	SP-1355	MS-6403C	
2000 16V RS, F4R874, 184 KW	12/09 →	SP-1321		SP-2061	MS-6403C	
2000 16V, M4R711, 103 KW	04/09 →	SP-1079	MD-8470	SP-2061	MS-6403C	
2000 16V, TCE F4R 870/F4R 872, 132 KW	01/09 →	SP-1321	MD-8506	SP-2061	MS-6403C	
2000 dCi FAP, (BZ0L), M9R610, 118 KW	04/09 →	MD-631	MD-8506	SP-1355	MS-6403C	
2000 dCi FAP, (BZ0Y), M9R615, 110 KW	04/09 →	MD-631	MD-8506	SP-1355	MS-6403C	

Megane Scenic (97-99)

1400i 55KW	01/97 → 09/99	SP-1039	MD-628	SP-2061	MS-6031 MS-6343	
1400i 55KW (With A/C)	01/98 → 09/99	SP-1039	MD-628	SP-2061	MS-6158 MS-6343	
Comments: With A/C						
1600i 55/66KW	01/97 → 09/99	SP-1039	MD-276	SP-2061	MS-6031 MS-6343	
1600i 55/66KW (With A/C)	01/98 → 09/99	SP-1039	MD-276	SP-2061	MS-6158 MS-6343	
Comments: With A/C						
1900 D, F8Q 788/790, 47 KW	03/97 → 12/97	SP-956	MD-5062	MD-395 MD-377	MS-6031	
Comments: MD-395: BOSCH injection system, MD-377: CAV/Delphi injection system, MS-6031: Left hand drive with air-condition system.						
	01/98 → 02/99	SP-956	MD-5062	MD-395 MD-377	MS-6158	
Comments: MD-395: BOSCH injection system, MD-377: CAV/Delphi injection system, MS-6158: Left hand drive with air-condition system.						
	03/99 → 09/99	SP-956		MD-395 MD-377	MS-6158	
Comments: MD-395: BOSCH injection system, MD-377: CAV/Delphi injection system, MS-6158: Left hand drive with air-condition system.						
1900 dTi, F9Q 730/734, 72 KW	04/97 → 12/97	SP-956	MD-744	MD-395 MD-377	MS-6031 MS-6343	
Comments: MD-395: BOSCH injection system, MD-377: CAV/Delphi injection system, MS-6031: Left hand drive with air-condition system, MS-6343: Right hand drive with air-condition system.						
	01/98 → 02/99	SP-956	MD-744	MD-395 MD-377	MS-6158 MS-6343	
Comments: MD-395: BOSCH injection system, MD-377: CAV/Delphi injection system, MS-6158: Left hand drive with air-condition system, MS-6343: Right hand drive with air-condition system.						
	03/99 → 09/99	SP-956	MD-9714	MD-395 MD-377	MS-6158 MS-6343	
Comments: MD-395: BOSCH injection system, MD-377: CAV/Delphi injection system, MS-6158: Left hand drive with air-condition system, MS-6343: Right hand drive with air-condition system.						
1900TD 69/74KW	01/97 → 09/99	SP-956	MD-744	MD-361	MS-6031 MS-6343	
1900TD 69/74KW (With A/C)	01/98 → 09/99	SP-956	MD-744	MD-361	MS-6158 MS-6343	
Comments: With A/C						
1900TDI 72KW (With A/C)	01/98 → 09/99	SP-956	MD-744	MD-069	MS-6158 MS-6343	
Comments: With A/C						
2000i	01/97 → 09/99	SP-1039	MD-5062	SP-2061	MS-6031 MS-6343	
2000i (With A/C)	01/98 → 09/99	SP-1039	MD-5062	SP-2061	MS-6158 MS-6343	
Comments: With A/C						

Modus / Grand Modus (04-)

1200 16V Turbo TCE, D4F, 74 KW	09/06 →	SP-1306	MD-8334		MS-6283	
1200 16V, D7F, 55 KW	07/04 →	SP-1306	MD-8222		MS-6283	
1200, D4F784, 76 KW	04/11 →	SP-1306	MD-8334		MS-6283	
1200, D7F, 48 KW	05/05 →	SP-1306	MD-8222		MS-6283	

RENAULT

Modus / Grand Modus (04-)

1400 16V, K4J, 72 KW	07/04 →	SP-1039	MD-8334		MS-6283
1500 dCi 90, K9K770, 63 KW	10/10 →	SP-1039	MD-8334		MS-6283
1500 dCi, K9K, 50 KW	07/04 →	SP-1039	MD-8334		MS-6283
1500 dCi, K9K, 63 KW	07/04 →	SP-1039	MD-8334		MS-6283
1500 dCi, K9K, 76 KW	04/05 →	SP-1039	MD-8334		MS-6283
1500 dCi, K9K, 78 KW	04/05 →	SP-1039	MD-8334		MS-6283
1500 dCi, K9K770, 55 KW	10/10 →	SP-1039	MD-8334		MS-6283
1600 16V, K4M, 65 KW	07/04 →	SP-1039	MD-8334		MS-6283
1600 16V, K4M, 82 KW	07/04 →	SP-1039	MD-8334		MS-6283

R 4 (62-93)

0850/1000	07/71 → 06/84	SP-898	MD-186	FF-009	
0850/1000, 19-25 KW	07/71 → 06/84	SP-898	MD-084	FF-009	
	07/71 → 06/84	SP-898	MD-182	FF-009	
	07/71 → 06/84	SP-898	MD-332	FF-009	
	07/71 → 06/84	SP-898	MD-348	FF-009	
	07/84 → 06/93	SP-955	MD-014	FF-009	
	07/84 → 06/93	SP-955	MD-332	FF-009	
1100 GTL, C1E719, 25 KW	01/78 → 06/84	SP-813	MD-132	FF-009	
	07/84 → 12/93	SP-955	MD-014	FF-009	
	07/84 → 12/93	SP-955	MD-132	FF-009	

R 5 (72-)

0800 26KW	01/72 → 06/79	SP-898	MD-184	FF-009	
0800/0900/1000	01/72 → 06/79	SP-898	MD-184	FF-009	
0900 25KW	01/72 → 06/79	SP-898	MD-184	FF-009	
1000 32KW	01/72 → 06/79	SP-898	MD-184	FF-009	
1100 33KW	07/79 → 06/84	SP-898	MD-348	FF-009	
	07/84 → 12/84	SP-955	MD-348	FF-009	
1300 31KW	02/76 → 06/79	SP-898	MD-184	FF-009	
1300 46/47KW	04/73 → 06/84	SP-898	MD-076	FF-009	
1400 43-47KW	07/79 → 06/84	SP-898	MD-076	FF-009	
1400 43/46KW	07/84 → 12/84	SP-955	MD-076	FF-009	
1709 64/66KW GTX	06/86 →	SP-946	MD-628	FF-009	
1709i 55/69KW	06/86 →	SP-946	MD-628	SP-2003	
1709i 55/69KW GTX	06/86 →	SP-946	MD-5064	SP-2003	
1721 54KW GTX	06/86 →	SP-946	MD-628	FF-009	
1721i 69KW GTE	01/88 →	SP-946	MD-5064	SP-2003	

R 5 ALPINE (76-84)

1400 68KW	03/76 → 06/84	SP-898	MD-076		
1400 79/81KW Turbo	09/81 → 03/84		MD-076	SP-2002	








R 5 SUPER 5 (85-96)

0950 30KW	01/85 → 07/86	SP-955	MD-056	FF-009	
	08/85 → 06/96	SP-955	MD-5036	FF-009	
1000 30KW	01/85 → 07/86	SP-955	MD-056	FF-009	
	08/85 → 06/96	SP-955	MD-5036	FF-009	
1100 33KW	01/85 → 07/86	SP-955	MD-056	FF-009	
	08/85 → 06/96	SP-955	MD-5036	FF-009	
1400 43KW	01/85 → 07/86	SP-955	MD-056	FF-009	
	01/86 → 06/96	SP-955	MD-5036	FF-009	
1400 44/52KW	01/85 → 06/96	SP-955	MD-056	FF-009	
1400 50KW	01/85 → 06/96	SP-955	MD-076	FF-009	
1400 GT Turbo 85/88KW	04/85 → 12/89	SP-955	MD-5056	SP-2002	
1400i	05/92 →	SP-955	MD-5064	SP-2003	
1600D BOSCH	09/85 → 06/96	SP-952	MD-9406	MD-101	
	09/85 → 06/96	SP-952	MD-9406	SP-966	
1600D CAV	09/85 → 06/96	SP-952	MD-9406	MD-093	

R 5 Turbo/Turbo2 (77-86)

1400 118KW	10/77 → 06/84	SP-806	MD-076	SP-2002	
	07/84 → 06/86	SP-955	MD-076	SP-2002	

R 6 (69-87)

		 OIL	 AIR	 FUEL	 CABIN	 OTHER
RENAULT						
R 6 (69-87)						
1100, 35 KW	10/69 → 01/87	SP-898				
1300	08/79 → 04/87	SP-898				
900, 25 KW	07/71 → 04/80	SP-898	MD-348	FF-009		
R 8 (62-72)						
100/1100, 29-33 KW	01/62 → 10/72	SP-806				
R 9 (81-89)						
1100, 35 KW	09/81 → 06/84	SP-806	MD-056	FF-009		
	07/84 → 07/86	SP-955	MD-056	FF-009		
	08/85 → 12/89	SP-955	MD-014	FF-009		
	08/85 → 12/89	SP-955	MD-5036	FF-009		
1230	01/87 → 12/89	SP-955	MD-056	FF-009		
1400, 49 KW	07/84 → 12/89	SP-955	MD-056	FF-009		
1400, 53 KW	09/81 → 06/84	SP-806	MD-056	FF-009		
1400T	01/87 → 12/89	SP-955	MD-076	SP-2003		
1600D BOSCH	12/81 → 12/89	SP-952	MD-9406	SP-966		
1600D CAV	12/81 → 12/89	SP-952	MD-9406	MD-093		
1600D CAV some/teilweise	12/81 → 12/89	SP-952	MD-9406	MD-195		
1700 69KW (GTE - Kat.)	01/89 → 12/89	SP-946	MD-5064	SP-2003		
1700i 55/69KW Inj.Kat.	04/84 → 12/89	SP-948	MD-5042	SP-2003		
1700i 60KW (GTX/TXE)	03/83 → 12/89	SP-948	MD-628	SP-2003		
R10 (69-72)						
1300, 35 kw	07/69 → 10/72	SP-806				
R11 (83-89)						
1100	02/82 → 06/84	SP-806	MD-056	FF-009		
	07/84 → 12/85	SP-955	MD-056	FF-009		
	01/87 → 07/89	SP-955	MD-014	FF-009		
	01/87 → 07/89	SP-955	MD-5036	FF-009		
1400	02/82 → 06/84	SP-806	MD-056	FF-009		
	07/84 → 07/89	SP-955	MD-056	FF-009		
1400T	03/83 → 06/84	SP-806	MD-076	SP-2003		
	07/84 → 07/89	SP-955	MD-076	SP-2003		
1600D BOSCH	02/82 → 07/89	SP-952	MD-9406	SP-966		
1600D CAV	02/82 → 07/89	SP-952	MD-9406	MD-093		
1600D CAV some/teilweise	02/82 → 07/89	SP-952	MD-9406	MD-195		
1700 60KE (GTX/TXE)	09/82 → 07/89	SP-948	MD-628	SP-2003		
1700i 55KW	04/84 → 07/89	SP-948	MD-5042	SP-2003		
1700i 69KW	04/84 → 07/89	SP-946	MD-5064	SP-2003		
R12 (69-80)						
1300, 810-06, 44 KW	06/69 → 12/80	SP-806	MD-076	FF-009		
R12 Gordini (70-74)						
1600, 82120, 83 KW	08/70 → 12/74	SP-898				
R14 (76-83)						
1200, 129, 43 KW	01/76 → 12/83	SP-888		FF-009		
1400, X5J, 52 KW	01/76 → 12/83	SP-888		FF-009		
R15 TL (72-80)						
1300, 44 KW	01/72 → 12/79	SP-806	MD-076	FF-009		
R15 TS (72-80)						
1600, 66 KW	01/72 → 12/79	SP-813	MD-076	FF-009		
R16 (65-80)						
1600 L/TL, 821, 40-44 KW	10/68 → 12/80	SP-806	MD-226			
1600 TA/TS/TX, 843, 52-66 KW	10/68 → 12/80	SP-898	MD-076			
R17 (72-80)						
1600 Gordini, 79 KW	01/72 → 12/79	SP-806	MD-076			
1600 TL, 66 KW	01/72 → 12/79	SP-898	MD-076			
R18 (78-86)						
1400, 47 KW	03/78 → 06/84	SP-806	MD-390	FF-009		
	07/84 → 07/86	SP-955	MD-390	FF-009		

RENAULT

R18 (78-86)						
1600i Turbo 92KW	09/80 → 06/84	SP-806	MD-276	SP-2003		
	07/84 → 07/86	SP-955	MD-276	SP-2003		
1700, 80 KW	04/78 → 06/84	SP-806	MD-076	FF-009		
	07/84 → 07/86	SP-955	MD-076	FF-009		
2000 GTX, 77 KW	01/83 → 06/84	SP-888	MD-276			
	07/84 → 07/86	SP-948	MD-276			
2100D BOSCH, 49 KW	07/80 → 07/86	SP-952	MD-9406	SP-966		
2100D CAV, 49 KW	07/80 → 07/86	SP-952	MD-9406	MD-093		
	07/80 → 07/86	SP-952	MD-9406	MD-195		
2100TD BOSCH, 65 KW	10/82 → 07/86	SP-952	MD-5038	SP-966		
2100TD CAV, 65 KW	10/82 → 07/86	SP-952	MD-5038	MD-093		
	10/82 → 07/86	SP-952	MD-5038	MD-195		
2200i, 76 KW	07/84 → 12/85			SP-2003		
R19 (88-95)						
1171, 40 KW	05/92 → 12/95	SP-955	MD-056	FF-009		TR-053
1171i, 43 kw	10/88 → 12/95	SP-955	MD-056	SP-2003		TR-053
1237, 40 KW	10/88 → 12/95	SP-955	MD-056	FF-009		TR-053
1400, 42-50KW	10/88 → 12/95	SP-955	MD-056	FF-009		TR-053
1400, 58 KW	10/88 → 12/95	SP-955	MD-276	FF-009		TR-053
1400i, 55 KW	10/88 → 12/95	SP-955	MD-5064	SP-2003		TR-053
1800 55KW	10/88 → 12/95	SP-948	MD-628	FF-009		TR-053
1800 67KW	10/88 → 12/95	SP-946	MD-628	FF-009		TR-053
1800i 16V, 101 kw	05/92 → 12/95	SP-955	MD-5062	SP-2003		TR-053
1800i 54KW	10/89 → 04/92	SP-948	MD-5042	SP-2003		TR-053
1800i 65-80KW	05/92 → 12/95	SP-946		SP-2003		TR-053
1800i 66/69KW	08/88 → 04/92	SP-946	MD-5064	SP-2003		TR-053
1900D BOSCH, 47 KW	10/90 → 12/95	SP-952	MD-5062	SP-966		TR-053
1900D CAV, 47 KW	10/90 → 12/95	SP-952	MD-5062	MD-093		TR-053
1900TD, 66 KW	10/88 → 12/95	SP-952	MD-744	MD-093		TR-053
R20 (75-83)						
1700, 74 KW	10/75 → 12/83	SP-813	MD-276	FF-009		
2000, 80 KW	07/77 → 12/83	SP-888	MD-276	FF-009		
2100D BOSCH, 47 KW	09/79 → 12/83	SP-952	MD-9406	SP-966		
2100D CAV, 47 KW	09/79 → 12/83	SP-952	MD-9406	MD-093		
	09/79 → 12/83	SP-952	MD-9406	MD-195		
2100TD BOSCH, 66 KW	09/81 → 12/93	SP-952	MD-5038	SP-966		
2100TD CAV, 63 KW	09/81 → 12/83	SP-952	MD-5038	MD-093		
	09/81 → 12/93	SP-952	MD-5038	MD-195		
2200, 85 KW	07/80 → 12/83	SP-888	MD-276			
R21 (86-95)						
1700 54-65KW	03/85 → 12/88	SP-948	MD-628	FF-009		
	01/89 → 09/95	SP-948	MD-5062	FF-009		
1700i 55KW	03/85 → 12/89	SP-948	MD-5042	SP-2003		
1700i 69KW	03/85 → 12/89	SP-948	MD-5064	SP-2003		
1900D Eng:F8Q710 74KW	09/89 → 12/94	SP-952	MD-5062	MD-093		
2000i	03/85 → 10/93	SP-948	MD-276	SP-2003		
2000T	07/86 → 12/95	SP-948	MD-5064	SP-2003		
2100D BOSCH	03/85 → 09/95	SP-952	MD-9406	SP-966		
2100D CAV	03/85 → 12/88	SP-952	MD-9406	MD-195		
2100TD BOSCH	03/85 → 01/92	SP-952	MD-5038	SP-966		
2100TD CAV	03/85 → 09/95	SP-952	MD-5038	MD-195		
2200i	03/85 → 08/89	SP-948	MD-276	SP-2003		
	09/89 → 05/95	SP-948				
R25 (84-93)						
2000	03/83 → 06/84	SP-888	MD-276			
	07/84 → 05/90	SP-948	MD-276			
2000i	07/84 → 12/93	SP-948	MD-276	SP-2003		
2100D BOSCH	03/83 → 10/89	SP-952	MD-9406	SP-966		
2100D CAV	03/83 → 12/93	SP-952	MD-9406	MD-093		

RENAULT

R25 (84-93)

2100D CAV some/teilweise	03/83 → 12/93	SP-952	MD-9406	MD-195		
2100TD BOSCH	03/83 → 06/90	SP-952	MD-5038	SP-966		
	07/90 → 12/93	SP-985	MD-5038	SP-966		
2100TD CAV	03/83 → 06/90	SP-952	MD-5038	MD-093		
	07/90 → 12/93	SP-985	MD-5038	MD-093		
2100TD CAV some/teilweise	03/83 → 06/90	SP-952	MD-5038	MD-195		
	07/90 → 12/93	SP-985	MD-5038	MD-195		
2200i	03/83 → 06/84	SP-888	MD-276	SP-2003		
	07/84 → 12/89	SP-948	MD-276	SP-2003		
2500i V6 Turbo	05/84 → 12/90	SP-948	MD-5064	SP-2003		
2600i V6 Automatik	07/84 → 06/89	SP-948	MD-9124	SP-2003		
2700i	10/84 → 12/93	SP-888	MD-9124	SP-2003		
	07/84 → 06/89	SP-948	MD-9124	SP-2003		
	07/84 → 12/93	SP-948	MD-5064	SP-2003		
2800i V6 Kat.	03/85 → 01/93	SP-948	MD-5064	SP-2003		
2900i V6 Kat.	03/85 → 12/93	SP-948	MD-5064	SP-2003		

R30 (75-86)

2100TD BOSCH	01/75 → 03/86	SP-952	MD-5038	SP-966		
2100TD CAV	01/75 → 12/85	SP-952	MD-5038	MD-093		
2100TD CAV some/teilweise	01/75 → 07/76	SP-952	MD-5038	MD-195		
2600 V6 (TS)	01/75 → 01/84	SP-888				
2600i V6 (TX)	01/78 → 01/84	SP-888		SP-2002		

Rapid (85-)

0950	03/85 → 05/92	SP-955				
1100	03/85 → 09/90	SP-955	MD-5036	FF-009		
	10/90 → 05/92	SP-955	MD-056	FF-009		
1100 some/teilweise	01/86 → 09/90		MD-014			
1200	09/90 → 05/92	SP-955	MD-056	FF-009		
1200i	09/90 →	SP-955	MD-9280	SP-2003		
1400 43/44KW	03/85 → 09/90	SP-955	MD-056	FF-009		
	10/90 → 05/92	SP-955	MD-628	FF-009		
1400i	03/85 → 08/90	SP-955	MD-056	SP-2003		
	09/90 → 02/97	SP-946	MD-628	SP-2003		
	03/97 → 05/92	SP-1039	MD-628	SP-2003		
1400i Klima	09/90 → 05/92	SP-955	MD-628	SP-2003		
1600D BOSCH	03/85 → 12/88	SP-952	MD-9406	SP-966		
	12/88 → 05/92	SP-946	MD-9406	SP-966		
1600D CAV	03/85 → 12/88	SP-952	MD-9406	MD-093		
	12/88 → 05/92	SP-946	MD-9406	MD-093		
1900D BOSCH	09/90 → 05/92	SP-985	MD-668	MD-101		
1900D CAV	09/90 → 05/92	SP-985	MD-668	MD-093		

Safrane (92-00)

2000i 77KW	05/92 → 12/00	SP-948	MD-9406	SP-2003	MS-6111	
2000i 16V 100KW	07/96 → 12/00	SP-948	MD-9358	SP-2097	MS-6111	
2100TD 65/66KW	08/93 → 09/94	SP-956	MD-9406	MD-111	MS-6111	
	10/94 → 12/00	SP-952	MD-9406	MD-361	MS-6111	
2200 Si RN, Eng: J7T761, 101KW	12/92 → 12/00		MD-9406	SP-2003	MS-6111	
2200i RN, Eng: J7T763, 79KW	08/94 → 12/00	SP-948	MD-9406	SP-2003	MS-6111	
2200TD, Eng: G8T740, 83KW	07/96 → 01/99		MD-9536		MS-6111	
	01/99 → 12/00		MD-9536	MD-397	MS-6111	
2500i 20V 121KW	07/96 → 12/00	SP-948		SP-2097	MS-6111	
2500TD 83KW	09/92 → 09/94	SP-990		MD-111	MS-6111	
2500TD 83KW	10/94 → 09/96	SP-990		MD-361	MS-6111	
2900i V6 140KW	03/99 → 12/00			SP-2097	MS-6111	
3000i V6 123KW	05/92 → 12/00	SP-948	MD-9278	SP-2003	MS-6111	
3000i V6 Turbo 193KW	05/92 → 12/00	SP-948	MD-9278	SP-2003	MS-6111	

Sandero (08-)

1200 16V, D4F, 55 KW	01/09 →	SP-1306	MD-8222	SP-2061	MS-6283	
1400 MPI, K7J, 55 KW	05/08 →	SP-1039	MD-8076	SP-2061	MS-6283	

RENAULT

Sandero (08-)

1500 dCi, K9K, 50 KW	01/09 →	SP-1039	MD-9778	SP-1326	MS-6283	
Comments: SP-1326: With water sensor connection						
	01/09 →	SP-1039	MD-9778	SP-1328	MS-6283	
Comments: SP-1328: Filtration system MAHLE						
1500 dCi, K9K, 63 KW	01/09 →	SP-1321	MD-9778	SP-1326	MS-6283	
Comments: SP-1326: With water sensor connection						
	01/09 →	SP-1321	MD-9778	SP-1328	MS-6283	
Comments: SP-1328: Filtration system MAHLE						
1500 dCi, K9K892, 55 KW	10/10 →	SP-1321	MD-9778		MS-6283	
1500 dCi, K9K892, 65 KW	10/10 →	SP-1321	MD-9778		MS-6283	
1600 MPI, K7M, 64 KW	05/08 →	SP-1039	MD-8076	SP-2061	MS-6283	
1600 MPI, K7M800/718, 62 KW	10/10 →	SP-1039	MD-8076	SP-2061	MS-6283	

Scenic I (99-03)

1400i 16V, K4J-714/750, 70 KW	09/99 → 06/03	SP-1039	MD-9492	SP-2061	MS-6191 MS-6343	
1600i 16V, K4M-700/1/4/8, 79 KW	09/99 → 06/03	SP-1039	MD-9492	SP-2061	MS-6191 MS-6343	
1800i 16V, K4M-720/722, 85 KW	05/01 → 06/03	SP-1039	MD-9492	SP-2061	MS-6191 MS-6343	
1900 dCi, F9Q-732/733/740, 75 KW	10/00 → 06/03	SP-1321		FF-063	MS-6191 MS-6343	
1900 dTi, F9Q-731/736, 72 KW	09/99 → 07/01	SP-1321	MD-9714	MD-395 MD-377	MS-6191 MS-6343	
Comments: MD-395: BOSCH injection system, MD-377: CAV/Delphi injection system, MS-6191: Left hand drive with air-condition system, MS-6343: Right hand drive with air-condition system.						
1900 dTi, F9Q-744, 59 KW	04/01 → 06/03	SP-1321	MD-9714	MD-395 MD-377	MS-6191 MS-6343	
Comments: MD-395: BOSCH injection system, MD-377: CAV/Delphi injection system, MS-6191: Left hand drive with air-condition system, MS-6343: Right hand drive with air-condition system.						
1900D, F8Q-790, 48 KW	09/98 → 06/03	SP-956	MD-9632	MD-069	MS-6191 MS-6343	
2000i 16V, F4R-740/741/744, 102 KW	09/99 → 06/03	SP-1039	MD-9492	SP-2061	MS-6191 MS-6343	
2000i F3R-750, 80 KW	03/99 → 06/03	SP-1039	MD-5062	SP-2061	MS-6191 MS-6343	

Scenic II (03-)

1400 16V, K4J-730, 72 KW	04/03 →	SP-1039	MD-9492	SP-2061	MS-6285 MS-6285C	
1500 dCi, K9K, 63 KW	06/05 → 08/06	SP-1039	MD-9492	SP-1327	MS-6285 MS-6285C	
Comments: SP-1327: Without water sensor connection						
	06/05 → 08/06	SP-1039	MD-9492	SP-1332	MS-6285 MS-6285C	
Comments: SP-1332: With water sensor connection						
1500 dCi, K9K, 74 KW	04/03 → 12/04	SP-1039	MD-9492	FF-065 FF-066	MS-6285 MS-6285C	
Comments: FF-066 with water sensor connection						
	01/05 → 06/05	SP-1039	MD-9492	FF-069 FF-071	MS-6285 MS-6285C	FF-070
Comments: FF-071 w/water sensor conn, FF-070 Export Model						
1500 dCi, K9K, 78 KW	06/05 →	SP-1039	MD-9492	SP-1327	MS-6285 MS-6285C	
Comments: SP-1327: Without water sensor connection						
	06/05 →	SP-1039	MD-9492	SP-1332	MS-6285 MS-6285C	
Comments: SP-1332: With water sensor connection						
1500 dCi, K9K-722, 60 KW	04/03 → 12/04	SP-1039	MD-9492	FF-065 FF-066	MS-6285 MS-6285C	
Comments: FF-066 with water sensor connection						
	01/05 → 06/05	SP-1039	MD-9492	FF-069 FF-071	MS-6285 MS-6285C	FF-071
Comments: FF-071 w/water sensor conn, FF-070 Export Model						

RENAULT

Scenic II (03-)

1600 16V,K4M-760/2, 83 KW	04/03 →	SP-1039	MD-8264	SP-2061	MS-6285 MS-6285C
1900 dCi FAP, F9Q, 81 KW	06/05 →	SP-1321	MD-8090	MD-397	MS-6285 MS-6285C
1900 dCi FAP, F9Q, 96 KW	06/05 →	SP-1321	MD-8090	MD-397	MS-6285 MS-6285C
1900 dCi, F9Q-802/12, 88 KW	04/03 → 06/05	SP-1321	MD-8090	MD-397	MS-6285 MS-6285C
1900 dCi, F9Q803/F9Q812, 85 KW	06/06 →	SP-1321	MD-8090	MD-397	MS-6285 MS-6285C
2000 16V T, F4R, 120 KW	03/04 →	SP-1039	MD-8090	SP-2061	MS-6285 MS-6285C
2000 16V, F4R-770/1, 99 KW	04/03 →	SP-1039	MD-8090	SP-2061	MS-6285 MS-6285C
2000 dCi, M9R, 110 KW	09/05 →	MD-631	MD-8090	SP-1327	MS-6285 MS-6285C
Comments: SP-1327: Without water sensor connection	09/05 →	MD-631	MD-8090	SP-1332	MS-6285 MS-6285C

Comments: SP-1332: With water sensor connection

Scenic III (09-)

1400 16V, HAJ, 96 KW	06/09 →	SP-1039	MD-8556		MS-6428C
1500 dCi FAP, K9K, 78 KW	06/09 →	SP-1321	MD-8556	SP-1355	MS-6428C
1500 dCi FAP, K9K, 81 KW	06/09 →	SP-1321	MD-8556	SP-1355	MS-6428C
1600 16v, K4M, 81 KW	06/09 →	SP-1039	MD-8556		MS-6428C
1600 dCi 130, R9M, 96 KW	05/11 →	MD-703	MD-8556		MS-6428C
1900 dCi FAP, F9Q, 96 KW	06/09 →		MD-8556	SP-1355	MS-6428C
2000 16v, M5R, 103 KW	06/09 →	SP-1079	MD-8470		MS-6428C
2000 dCi FAP, M9R610, 118 KW	06/09 →	MD-631	MD-8506	SP-1355	MS-6428C
2000 dCi FAP, M9R615, 110 KW	06/09 →	MD-631	MD-8506	SP-1355	MS-6428C

Sport Spider (95-99)

2000i 16V, 110 KW	03/95 → 10/99	SP-1039		SP-2003	
-------------------	---------------	---------	--	---------	--

Symbol (08-)

1200 16V, D4F712/728, 55 KW	09/08 →	SP-1306	MD-8222	SP-2061	MS-6151
1400 16V, K4J712/713, 72 KW	09/08 →	SP-1039	MD-9492	SP-2061	MS-6151
1400, K7J700, 55 KW	09/08 →	SP-1039	MD-8076	SP-2061	MS-6151
1500 dCi, K9K700, 47 KW	09/08 →	SP-1039	MD-9778	FF-068	MS-6151
Comments: FF-068: Without water sensor connection					
1500 dCi, K9K718, 62 KW	09/08 →	SP-1039	MD-9778	FF-068	MS-6151
Comments: FF-068: Without water sensor connection					
1500 dCi, K9K740, 48 KW	09/08 →	SP-1039	MD-9778	FF-068	MS-6151
Comments: FF-068: Without water sensor connection					
1600 16V, K4M743, 75 KW	09/08 →	SP-1039	MD-9492	SP-2061	MS-6151

Thalia (98-08)

1200 16V, KD4F712/722, 55 KW	01/03 → 03/03	MD-389		SP-2061	MS-6151
Comments: MD-389: Up to engine no. 30219					
	04/03 → 08/08	SP-1306		SP-2061	MS-6151
Comments: MD-1306: From engine no. 30220					
	01/01 → 08/08		MD-9776	SP-2061	MS-6151
Comments: MD-9776: Engine code D4F712					
	01/01 → 08/08		MD-8222	SP-2061	MS-6151
Comments: MD-8222: Engine code D4F722					
1400 16V, K4J, 72KW	01/00 → 08/08	SP-1039	MD-9492	SP-2061	
1400E,Eng:E7J780,(Poland), 55 KW	09/98 →	SP-1039	MD-8076 MD-9250	SP-2061	MS-6151
Comments: MD-9250: Partly/or					
1500 dCi, K9K, 48 KW	03/02 → 12/04	SP-1039	MD-9778	FF-060 FF-057	MS-6151
Comments: FF-057 with water sensor connection					
	12/04 →	SP-1039	MD-9778	FF-068 FF-061	MS-6151
Comments: FF-061 with water sensor connection					

RENAULT

Thalia (98-08)

1600 16V, K4M748, 79 KW	03/02 → 08/08	SP-1039	MD-9492 MD-8222			
-------------------------	---------------	---------	--------------------	--	--	--

Comments: MD-8222: Partly/or

Thalia II (08-)

1200 16V, D4F712/728, 55 KW	09/08 →	SP-1306	MD-8222	SP-2061	MS-6151	
1400 16V, K4J712/713, 72 KW	09/08 →	SP-1039	MD-9492	SP-2061	MS-6151	
1400, K7J700, 55 KW	09/08 →	SP-1039	MD-8076	SP-2061	MS-6151	
1500 dCi, K9K700, 47 KW	09/08 →	SP-1039	MD-9778	FF-068	MS-6151	
Comments: FF-068: Without water sensor connection						
1500 dCi, K9K718, 62 KW	09/08 →	SP-1039	MD-9778	FF-068	MS-6151	
Comments: FF-068: Without water sensor connection						
1500 dCi, K9K740, 48 KW	09/08 →	SP-1039	MD-9778	FF-068	MS-6151	
Comments: FF-068: Without water sensor connection						
1600 16V, K4M743, 75 KW	09/08 →	SP-1039	MD-9492	SP-2061	MS-6151	

Traffic I (80-01)

1400	08/80 → 06/84	SP-806	MD-076	FF-009		
	07/84 → 08/93	SP-956	MD-076	FF-009		
1600	08/80 → 06/84	SP-806	MD-076	FF-009		
	07/84 → 08/93	SP-956	MD-076	FF-009		
1700	08/80 → 06/84	SP-806	MD-076	FF-009		
	07/84 → 08/93	SP-956	MD-076	FF-009		
2000	08/80 → 06/84	SP-888	MD-5038	FF-009		
	07/84 → 08/93	SP-948	MD-5038	FF-009		
2100D 47KW some/teilweise	06/94 → 03/01		MD-5064	MD-195		
	06/94 → 03/01		MD-9076	SP-966		
2100D CAV	08/80 → 05/94	SP-952	MD-9076	MD-093		
2100D CAV some/teilweise	08/80 → 05/94	SP-952	MD-9076	MD-195		
2100D Eng:852 720/750 43KW (BOSCH)	08/80 → 05/94	SP-952	MD-9076	SP-966		
2100D Eng:J8S758 47KW	06/94 → 03/01	SP-956		MD-093		
2200i	03/89 → 07/94	SP-948	MD-5064	SP-2003		
2500D BOSCH	08/80 → 03/85	SP-888	MD-5038	MD-101		
	04/86 → 07/94	SP-990	MD-5038	MD-101		
2500D CAV	08/80 → 03/85	SP-888	MD-5038	MD-093		
	04/86 → 07/94	SP-990	MD-5038	MD-093		
2500D CAV some/teilweise	04/86 → 07/94			MD-195		
	08/80 → 03/85	SP-888	MD-5038	MD-195		

Traffic II (01-)

1900 dCi 100, F9Q-760,74 KW	02/01 → 07/06	SP-1321	MD-9714	MD-531	MS-6332	
Comments: MD-531: Purflux housing FC 580						
	02/01 → 07/06	SP-1321	MD-9714	MD-513	MS-6332	
Comments: MD-513: Delphi housing						
	02/01 → 07/06	SP-1321	MD-9714	MD-567	MS-6332	
Comments: MD-567: Purflux housing FC 578+FC 581						
1900 dCi 80, F9Q-760, 60 KW	02/01 → 08/06	SP-1321	MD-9714	MD-531	MS-6332	
Comments: MD-531: Purflux housing FC 580						
	02/01 → 08/06	SP-1321	MD-9714	MD-513	MS-6332	
Comments: MD-513: Delphi housing						
	02/01 → 08/06	SP-1321	MD-9714	MD-567	MS-6332	
Comments: MD-567: Purflux housing FC 578+ FC 581						
2000 16V, F4R720/722, 88 KW	02/01 →	SP-1039	MD-9492	SP-2061	MS-6332	
2000 dCi 115, M9R, 84KW	09/06 →	MD-631	MD-8160	MD-567	MS-6332	
Comments: MD-567: Purflux housing FC 579+FC 581						
	09/06 →	MD-631	MD-8160	MD-531	MS-6332	
Comments: MD-531: Purflux housing FC 580						
2000 dCi 90, M9R,66 KW	09/06 →	MD-631	MD-8160	MD-531	MS-6332	
Comments: MD-531: Purflux housing FC 580						
	09/06 →	MD-631	MD-8160	MD-567	MS-6332	
Comments: MD-567: Purflux housing FC 579+FC 581						

RENAULT

Traffic II (01-)

2500 dCG9U-630/632i, 107 KW Comments: MD-531: Purflux housing FC 580	09/06 →	MD-631	MD-8160	MD-531	MS-6332	
	09/06 →	MD-631	MD-8160	MD-567	MS-6332	
Comments: MD-567: Purflux housing FC 579+FC 581	09/06 →	MD-631	MD-8160	MD-513	MS-6332	
Comments: MD-513: Delphi housing 2500 dCi, G9U730, 99 KW Comments: MD-531: Purflux housing FC 580	09/02 → 08/06	MD-477	MD-8160	MD-531	MS-6332	
Comments: MD-567: Purflux housing FC 579+FC 581	09/02 → 08/06	MD-477	MD-8160	MD-567	MS-6332	
Comments: MD-513: Delphi housing	09/02 → 08/06	MD-477	MD-8160	MD-513	MS-6332	

Twingo I (93-07)

1100i, D7F 701/ 06, 43 KW	05/96 → 05/00	SP-1075	MD-5116	SP-2061	MS-6189	TR-053
	06/00 → 03/03	MD-389	MD-5116	SP-2061	MS-6189	TR-053
	04/03 → 06/07	SP-1306	MD-5116	SP-2061	MS-6189	TR-053
1200 16V, D4F, 44 KW	07/04 → 06/07	SP-1306	MD-8222	SP-2061	MS-6151	TR-053
1200 16V, D4F, 55 KW	07/00 → 03/03	MD-389		SP-2061	MS-6151	TR-053
	04/03 → 06/07	SP-1306		SP-2061	MS-6151	TR-053
	07/00 → 06/07		MD-9776	SP-2061	MS-6151	TR-053
	07/00 → 06/07		MD-5116	SP-2061	MS-6151	TR-053
Comments: MD-5116: Eng. code D47702 partly/or	07/00 → 06/07		MD-8222	SP-2061	MS-6151	TR-053
Comments: MD-8222: Partly/or 1200i C3G 702 Mot, 40 KW	03/93 → 02/96	SP-1039	MD-9280	SP-2144	MS-6151	TR-053
	03/96 → 12/96	SP-1039	MD-9280	SP-2061	MS-6151	TR-053
1200i, D7F 701, 40 KW	09/96 → 05/00	SP-1075	MD-5116	SP-2061	MS-6189	TR-053
	06/00 → 03/03	MD-389	MD-5116	SP-2061	MS-6189	TR-053
	04/03 → 06/07	SP-1306	MD-5116	SP-2061	MS-6189	TR-053

Twingo II (07-)

1200 16V Turbo TCE, D4F780, 74 KW	06/07 →	SP-1306	MD-8554	SP-2061	MS-6283	
1200 16V, D4F772, 55 KW	06/07 →	SP-1306	MD-8222	SP-2061	MS-6283	
1200, D7F800, 44 KW	06/07 →	SP-1306	MD-5116	SP-2061	MS-6283	
1500 dCi 75, K9K820, 55 KW	10/10 →	SP-1321			MS-6283	
1500 dCi 90, K9K820, 63 KW	10/10 →	SP-1321			MS-6283	
1500 dCi, 62 KW	04/08 → 05/09	SP-1321	MD-9778	SP-1362 SP-1363	MS-6283	
Comments: SP-1363 = With water sensor connection 1500 dCi, K9K, 48 KW	06/07 → 05/09	SP-1039	MD-9778	SP-1362 SP-1363	MS-6283	
Comments: SP-1363 = With water sensor connection 1600 16V Sport, K4M, 98 KW	09/08 →	SP-1039			MS-6283	

Twizy (12-)

450, 4 KW	04/12 →					
800, 13 KW	04/12 →					

Vel Satis (01-)

2000 16V T, F4R, 120 KW	03/02 →	SP-1039	MD-8028		MS-6203 MS-6203C	
2000 16V T, F4R, 125 KW	04/05 →	SP-1039	MD-8028		MS-6203 MS-6203C	
2000 dCi, M9R, 110 KW	03/02 →	MD-477	MD-8028	MD-397	MS-6203 MS-6203C	
2000 dCi, M9R, 127 KW	05/06 →			MD-397	MS-6203 MS-6203C	
2200 dCi 16V FAP, G9T, 102 KW	09/04 →	MD-477	MD-8028	MD-397	MS-6203 MS-6203C	
2200 dCi 16V FAP, G9T, 85 KW	04/04 →	MD-477	MD-8028	MD-397	MS-6203 MS-6203C	
2200 dCi 16V, G9T, 110 KW	03/02 →	MD-477	MD-8028	MD-397	MS-6203 MS-6203C	

RENAULT

Vel Satis (01-)

3000 dCi V6 24V, P9X, 130 KW	10/01 → 05/06	MD-523	MD-8028	MD-397	MS-6203 MS-6203C
3000 dCi V6 24V, P9X-715, 133 KW	06/06 →	MD-523	MD-8028	MD-397	MS-6203 MS-6203C
3500 V6 24V (BJOVOB) V4Y, 177 KW	10/01 → 09/05	SP-1002	MD-8028		MS-6203 MS-6203C

Wind (10-)

1200, D4F, 74 KW	06/10 →	SP-1306	MD-8554		MS-6283
1600, K4M, 98 KW	06/10 →	SP-1039	MD-8602		MS-6283

Winnebago (82-)

2100 Diesel (T530), J85232, 43 KW Comments: MD-195: CAV/Delphi injection system	04/82 → 02/83	SP-956		MD-195	
Comments: SP-966: BOSCH injection system	04/82 → 02/83	SP-956		SP-966	
2100 Diesel (T530), J85234, 43 KW Comments: SP-966: BOSCH injection system	03/83 → 06/87	SP-956		SP-966	
Comments: MD-195: CAV/Delphi injection system	03/83 → 06/87	SP-956		MD-195	
2200 (T538), J7T284, 43 KW	03/88 →			SP-2003	

ROLLS ROYCE

Ghost (09-)

6600 V12, 420Kw	11/09 →				MS-6404C MS-6404
-----------------	---------	--	--	--	---------------------

ROVER

100 (90-)

1100i, 11K2D, 44 KW	09/90 →	SP-909	MD-9228	SP-2083	
1400D, TUD3, 38KW	01/91 → 12/94	SP-943		SP-967	
1400i, 14K2D, 55KW	12/93 → 12/98	SP-909		SP-2167	
1400i, 14K4C, 66-76KW	05/90 → 11/93	SP-909		SP-2083	
1400i, 14K4D, 55KW	09/89 → 11/93	SP-909		SP-2083	
1400i, 14K4D66-76KW	12/93 → 12/98	SP-909	MD-9348	SP-2167	
1500D, Peugeot eng. TUD5, 42KW	01/94 →	SP-943	MD-9488	SP-967	

200 (85-)

1100i, 44KW	01/98 → 03/00	SP-909	MD-9348		MS-6163
1300, EV2, 54KW	01/85 → 09/89	SP-904	MD-420	FF-022	
1400 55KW	01/89 → 08/93	SP-909	MD-9228	SP-2083	
1400i 7KW	01/90 →	SP-909		SP-2083	
1400i, 14 K4C, 14K4D,66/76KW	10/89 → 10/94	SP-909	MD-9348	SP-2083	
1400i, 14K2D, 55KW	09/90 → 10/95	SP-909	MD-9348	SP-2167	MS-6163
1400i, 14K4C, 14K4D, 66/76KW	11/95 →	SP-909	MD-9348	SP-2167	MS-6163
1400i, 14K4F, 55KW	10/92 → 10/94	SP-909	MD-9348	SP-2083	
1600 GSi,D16Z2, 85KW	10/89 → 10/95	SP-937		SP-2108	
1600 GTi, D16A8,96KW	09/90 →	SP-937		SP-2108	
1600 GTi,16A8,90KW	09/90 →	SP-937		SP-2108	
1600 Vitesse, 16H,75KW	08/85 → 09/89	SP-1072	MD-304	SP-2003	
1600i , 61KW	03/85 → 09/89	SP-1072	MD-304	SP-2003	
1600i 16V Cabrio, 16K4F,82KW	01/96 → 01/99	SP-909		SP-2167	MS-6163
1600i GSi, D16Z2, 82KW	10/89 → 10/95	SP-937		SP-2108	
1600i Si,6K, 82KW	02/96 → 03/00	SP-909	MD-9348	SP-2167	MS-6163
1800 SLD,GSD, XUD7TE, 65KW	11/95 → 03/00	SP-943	MD-9242	MD-195	
1800D, 52KW	01/91 → 02/96	SP-943	MD-9242	MD-195	
1800i KVi, 18K4K (VVC),107KW	02/96 → 03/00	SP-909	MD-9348	SP-2167	MS-6163
1800TD, XUD7TE, 65 KW	01/91 → 02/96			SP-966	
2000 SDI, 77KW	10/94 → 03/00	SP-954	MD-9430	SP-973	
2000DSD, 63KW	02/96 → 03/00	SP-954	MD-9430	SP-973	MS-6163
2000i GTi,T16, 100KW	01/93 →	SP-909	MD-9348	SP-2083	
2000i Turbo,20T4G,147KW	01/93 →	SP-909	MD-9348	SP-2083	

ROVER

25 (99-05)

1100 16V, K1.1, 55 KW	09/99 →	SP-909	MD-9348	SP-2167	MS-6183	
1100 8V, 44 KW	11/99 →	SP-909	MD-9348	SP-2167	MS-6183	
1400i, K1.4, 62KW	10/99 →	SP-909	MD-9348	SP-2167	MS-6183	
1400i, K1.4, 76/83KW	10/99 →	SP-909	MD-9348	SP-2167	MS-6163	
1600i 16V, K1.6, 80KW	10/99 →	SP-909	MD-9348	SP-2167	MS-6163	
1800i 16V, K1.7, 107KW	02/00 →	SP-909	MD-9348	SP-2167	MS-6163	
1800i 16V, K1.8, 85KW	10/99 →	SP-909	MD-9348	SP-2167	MS-6163	
2000iDT (Turbodiesel), TCie, 74KW	10/99 →	SP-1083	MD-9340	SP-973	MS-6163	
2000iDT, 83 KW	01/02 →	SP-1083	MD-9340	SP-973	MS-6163	

400 (90-)

1400i, 14K4D, 66KW	01/90 → 03/95	SP-909	MD-9228	SP-2083		
	04/95 →	SP-909	MD-9430	SP-2167		
1400i, 14K4F, 76KW Automatik	01/95 →	SP-909	MD-9430	SP-2167	MS-6153	
1400i, 14K4F, 76KW Schaltung	01/92 →	SP-909	MD-9348	SP-2083		
1400i, K16, 70KW	01/92 → 03/95	SP-909	MD-9228	SP-2083		
	04/95 →	SP-909	MD-9430	SP-2167		
1600i GSI, D16A8, 90 KW	01/90 → 04/98	SP-937	MD-9920	SP-2084	MS-6154	
1600i GSI, D16Z2, 82 KW	05/95 → 03/00	SP-909	MD-9430	SP-2167	MS-6154	
1800D BOSCH, XUD7TE, 49 KW	01/91 → 05/94	SP-948	MD-9242	SP-966		
1800D CAV, XUD7TE, 65 KW	01/91 → 05/98	SP-948	MD-9242	MD-195		
2000D, TDI16, 63/77KW Schaltung	05/94 → 11/98	SP-954	MD-9348	SP-973		
2000D, TDI16, 63/77KW Automatik	05/94 → 11/98	SP-954	MD-9430	SP-973		
2000i Turbo, T16Turbo, 147 KW	01/92 → 05/95	SP-909	MD-9348	SP-2083		
2000i, T16, 100KW Automatik	05/95 →	SP-909	MD-9430	SP-2167		
2000i, T16, 100/103KW	11/90 → 05/94	SP-909	MD-9348	SP-2083		

45 (00-)

1400i 16V, K 1.4, 76 KW	02/00 →	SP-937	MD-9430	SP-2167	MS-6163	
1600i 16V, K 1.6 80 KW	02/00 →	SP-937	MD-9430	SP-2167	MS-6163	
1800i, K 1.8, 86 KW	02/00 →	SP-909	MD-9430	SP-2167	MS-6163	
2000i TD, 74 KW	02/00 →	SP-1083	MD-9430	SP-973	MS-6163	
2000i, KV6, 110 KW	02/00 →	SP-909	MD-9430	SP-2167	MS-6163	
2000iDT, 83 KW	01/04 →	SP-1083	MD-9430	SP-973	MS-6163	

600 (93-99)

1800i, SI 85KW	03/96 → 02/99	SP-937	MD-9198	SP-2036		
2000i Turbo 147KW	07/94 → 02/99	SP-909	MD-9430			
2000i, F20Z1, 96-98KW (HONDA)	01/92 → 02/99	SP-937	MD-9198	SP-2036		
2000i, F20Z2, 85KW	08/93 → 06/96	SP-954	MD-9198	SP-2036		
2000TD, 77KW	12/93 → 02/99	SP-954	MD-9430	SP-973		
2300i, H23A3, 116 KW	08/93 → 02/99	SP-937	MD-9198	SP-2036		




75 (99-)

1800 T, K 1.8, 110 KW	07/03 →	SP-909	MD-8044		MS-6222	
1800, K 1.8, 88 KW	04/99 →	SP-909	MD-8044		MS-6222	
2000 CDT, M47R, 85 KW	04/99 →	MD-337B	MD-9504		MS-6222	
2000 CDTi, M47, 96 KW	02/03 →	MD-337B	MD-9504		MS-6222	
2000 V6, KV6, 110 KW	04/99 →		MD-8044		MS-6222	
2500 V6, KV6, 130 KW	10/01 →		MD-8044		MS-6222	
2500 V6, KV6, 129 KW	04/99 → 10/01		MD-8044		MS-6222	
4600 V8, 191 KW	10/04 → 10/01	SP-1084			MS-6222	

800 (86-99)

2000i Turbo 16V, T16, 132 KW	11/90 → 02/99	SP-909	MD-9348	SP-2104		
2000i, 20HDM16, 88/98/100KW	05/90 → 12/91	SP-909	MD-9346	SP-2104		
2000i, 20HDM16, 88/98/103KW	01/86 → 05/90	SP-909	MD-304	SP-2104		
2500 D, 425SL1RR, 87 KW	01/92 → 02/99	SP-838	MD-304	SP-966		
2500 Sterling KAT, C25A, 110 KW	01/87 → 12/91		MD-9430	SP-2035		
2500 Sterling, C25A, 127 KW	01/87 → 12/91		MD-9430	SP-2035		
2500i, 129KW	03/96 → 02/99	SP-954	MD-9430	SP-2035		
2700 Sterling KAT, C27A, 124 KW	02/88 → 12/91	SP-1005				
2700 Sterling, C27A, 130 KW	02/88 → 12/91	SP-1005		SP-2035		

A35 (56-68)

		 OIL	 AIR	 FUEL	 CABIN	 OTHER
ROVER						
A35 (56-68)						
948/1098, 25-41 KW	01/56 → 12/68	MD-007	MD-010			
A40 (47-67)						
948, 25 KW	01/58 → 01/66	MD-007	MD-010			
A55 (57-61)						
1500, 38 KW	01/57 → 12/58	MD-005	MD-006			
A60 (61-69)						
1500, 22KW	01/61 → 01/69	MD-005	MD-006			
1600-ch.no. 50070, 35 KW	01/61 → 01/62	MD-005	MD-006			
1600-ch.no. 50071, 35 KW	01/62 → 01/69	MD-005	MD-028			
Allegro (73-82)						
1100, 10H, 33 KW	10/75 → 10/79	SP-828	MD-004			
	10/79 → 12/80	SP-828	MD-004			
1300, 12H, 40 KW	10/79 → 03/81	SP-828	MD-384			
1500 Super, 14H, 50 KW	05/73 → 03/81	SP-864	MD-066			
Ambrassador (82-84)						
1700, 62 KW	01/82 → 01/84	SP-909	MD-028			
2000 Singlecaburator. 69 KW	01/82 → 01/84	SP-909				
2000 Twincaburator	01/82 → 01/84	SP-909	MD-304			
Cityrover (04-)						
1400, 62 KW	01/04 →					
Maestro (83-95)						
1300 with oilcooler, 12HC32, 46 KW	03/83 → 08/85	SP-909	MD-530			
1300 with oilcooler, A Plus, 51 KW	01/90 → 01/95	SP-909	MD-530			
1300 without oilcooler, 12HC32, 46 KW	03/82 → 08/85	SP-815	MD-530			
1300 without oilcooler, A Plus, 51 KW	01/90 → 01/95	SP-815	MD-530			
1600 R Series 16	03/82 → 01/84	SP-909	MD-530			
1600 S Series 16	01/84 → 01/92	SP-892	MD-304			
2000D, Prisma 65, 44 KW	01/90 → 10/92	SP-954	MD-304	SP-966		
2000D, Prisma 65, 46 KW	01/87 → 10/92	SP-954	MD-304	SP-966		
2000i Turbo, O Series	01/89 → 01/91	SP-954	MD-304	SP-2003		
2000i, 20HC51AA, 83 KW	01/84 → 08/88	SP-909	MD-304	SP-2003		
2000TD, Prima 80T, 60 KW	07/89 → 01/95	SP-954	MD-304	SP-966		
	01/90 → 01/95	SP-954	MD-304	SP-966		
Maxi (69-80)						
1500, 50 KW	04/69 → 07/73	SP-942	MD-066			
	01/74 → 01/80	SP-976	MD-066			
1750 HL, 66 KW	10/72 → 10/80	SP-976		FF-009		
1750, 17H, 53 KW	01/69 → 01/73	SP-942	MD-066			
	01/74 → 01/80	SP-976	MD-066			
Metro (69-90)						
1000, 30 KW	01/79 → 03/90	SP-828	MD-384			
1000, 99H, 33 KW	10/80 → 04/90	SP-909	MD-9228			
1300 Automatik, 12HA83AA, 51 KW	01/80 → 03/90	MD-009	MD-384			
1300, 12HA83AA, 51 KW	01/79 → 03/90	SP-828	MD-384			
MG TF (02-)						
115, K1.6, 85 KW	03/02 →	SP-909	MD-8054	SP-2167		
Comments: MD-8054: From chassis no. YD522573						
120 Stepspeed, K1.8, 88 KW	03/02 →	SP-909	MD-8054	SP-2167		
135, K1.8, 100 KW	03/02 →	SP-909	MD-8054	SP-2167		
160, K1.8 VVC, 118 KW	03/02 →	SP-909	MD-8054	SP-2167		
MG X-Power (03-)						
4600 SV V8, Ford V8, 230 KW	09/03 →	SP-1084			MS-6222	
MG ZR (01-)						
1400 16V, 76 KW	02/02 →	SP-909	MD-9348	SP-2167	MS-6163	
1800 16V K1.8, 86 KW	02/02 →	SP-909	MD-9348	SP-2167	MS-6163	
1800 16V, K1.8 VVC, 118 KW	09/01 →	SP-909	MD-9340	SP-2167	MS-6163	
2000iDT, 74 KW	02/02 →	SP-1083	MD-9340	SP-973	MS-6163	
MG ZS (01-)						

ROVER

MG ZS (01-)

1600, 79 KW	07/03 → 12/05	SP-909	MD-9348	SP-2167	MS-6153	
Comments: MS-6153: Without A/C, chassis no. to WD354434						
	07/03 → 12/05	SP-909	MD-9348	SP-2167	MS-6163	
Comments: MS-6163: With A/C						
1800, K1.8, 86 KW	02/02 →	SP-909	MD-9340	SP-2167	MS-6153	
Comments: MS-6153: Without A/C, chassis no. to WD354434						
	02/02 →	SP-909	MD-9340	SP-2167	MS-6163	
Comments: MS-6163: With A/C						
2000iDT, 74 KW	02/02 →	SP-1083	MD-9340	SP-973	MS-6153	
Comments: MS-6153: Without A/C, chassis no. to WD354434						
	02/02 →	SP-1083	MD-9430	SP-973	MS-6163	
Comments: MS-6163: With A/C						
2500 V6, KV6, 130 KW	09/01 →			SP-2167	MS-6153	
Comments: MS-6153: Without A/C, chassis no. to WD354434						
	09/01 →			SP-2167	MS-6163	
Comments: MS-6163: With A/C						

MG ZT (01-)

1800 Turbo, K1.8T, 118 KW	09/03 →	SP-909	MD-8084		MS-6222	
2000 CDTi, M47, 85 KW	06/02 → 09/03	MD-337B	MD-9504		MS-6222	
2000 CDTi, M47, 96 KW	02/03 →	MD-337B	MD-9504		MS-6222	
2500 V6, KV6, 118 KW	06/01 →	SP-1084	MD-8044		MS-6222	
2500 V6, KV6, 130 KW	02/02 →	SP-1084	MD-8044		MS-6222	
2500 V6, KV6, 140 KW	09/01 →	SP-1084	MD-8044		MS-6222	
4600 V8, Ford V8, 191 KW	09/03 →	SP-1084			MS-6222	

MG ZT-T (01-)

2000 CDTi, M47, 96 KW	02/03 →	MD-337B	MD-9504		MS-6222	
2500 V6, KV6, 140 KW	10/01 →		MD-8044		MS-6222	
4600 V8, Ford V8, 191 KW	09/03 →	SP-1084			MS-6222	

MGF (95-02)

1600i, K1.6, 75 KW	04/01 → 04/02	SP-909	MD-8054	SP-2167		
Comments: MD-8054: From engine no. YD522573						
1800i VVC Trophy, K1.8, 118 KW	05/01 → 04/02	SP-909	MD-8054	SP-2167		
Comments: MD-8054: From engine no. YD522573						
1800i VVC, 18K4K, 107 KW	12/95 → 04/02	SP-909	MD-8054	SP-2167		
Comments: MD-8054: From engine no. YD522573						
1800i, 18K4F, 88 KW	10/95 → 04/02	SP-909	MD-8054	SP-2167		
Comments: MD-8054: From engine no. YD522573						

Mini (67-)

1000, 26 KW	10/67 → 12/73	MD-007	MD-002			
	01/74 → 09/84	SP-828	MD-002			
1000, 99HD81, 30 KW	01/92 → 06/93	SP-828		SP-2083		
1000/1000 Auto, 99HC20P, 31 KW	08/82 → 06/93	SP-828	MD-384			
1275 GT, 39 KW	10/69 → 08/80	MD-007	MD-004			
	01/74 → 01/79	SP-828	MD-004			
1300, 12A2B, 37 KW	10/92 →	SP-828	MD-384			
1300i Cooper, 12A2A, 45 KW	01/91 → 12/91	SP-828	MD-004	SP-2083		
1300i Cooper, 12A2E/L, 46 KW	01/92 →	SP-828	MD-142	SP-2083		
1300i, 12 A2D, 39 KW	01/92 → 04/95	SP-828	MD-5314	SP-2083		
			MD-384			
1300i, 12H M.P.I., 46 KW	07/96 →	SP-828	MD-384			
1300i, 12H S.P.I., 39 KW	01/91 →	SP-828	MD-384	SP-2083		
850, BMC Series A, 25 KW	01/67 → 08/79	MD-007	MD-002			

Montego (84-95)

1300, A-Plus, 50 KW with oilcooler	10/84 → 10/88	SP-909	MD-530			
1300, A-Plus, 50 KW without oilcooler	10/84 → 10/88	SP-815	MD-530			
1600, 16HV37 S-Series, 61 KW	04/84 → 12/91	SP-892	MD-304			
2000 EFI, 20 H O-Series, 83 KW	04/84 → 04/89	SP-909	MD-304	SP-2003		
	04/89 → 12/93	SP-909		SP-2003		
2000 GTI CAT, 20 H O-Series, 86 KW	10/88 → 10/91	SP-909	MD-304	SP-2003		
2000, 20 H O-Series, 74 KW	04/84 → 12/93	SP-909	MD-304	SP-2003		
2000D	10/86 →	SP-954	MD-304	SP-966		
2000i, 20H-Cat O-Series, 75 KW	09/89 → 12/92	SP-909	MD-9468	SP-2003		

		 OIL	 AIR	 FUEL	 CABIN	 OTHER
ROVER						
Montego (84-95)						
2000TD, BB Prima 80-T, 60 KW	10/88 → 10/95	SP-954	MD-304	SP-966		
Princess (76-79)						
1800, 18H, 60 KW Oilfilter hanging	04/76 → 09/79	SP-828	MD-084			
1800, 18H, 60 KW Oilfilter standing	04/76 → 09/79	SP-816	MD-084			
2200, 22H, 81 KW Oilfilter hanging	04/76 → 09/79	SP-864				
2200, 22H, 81 KW Oilfilter standing	04/76 → 09/79	SP-816				
Rover Metro (90-94)						
1100, 11K	05/90 → 12/94	SP-909	MD-9228			
1100i, 11K	12/90 → 07/92	SP-909		SP-2083		
1400, 14K	01/90 → 12/94	SP-909	MD-9228	SP-2083		
	04/90 → 12/94	SP-909	MD-9228			
1400D, Peugeot TUD3	04/92 → 12/94	SP-943	MD-9088	SP-967		
1400i GTI Multipoint, 14K	05/90 → 12/94	SP-909		SP-2083		
1400i GTI Single point Inj., 14K	06/90 → 12/94	SP-909	MD-9228	SP-2083		
1400i, 14K	06/90 → 12/94	SP-909	MD-9228			
SDI (63-86)						
2000, 74 KW	01/82 → 01/86	SP-909	MD-304			
2300, 88 KW	01/77 → 10/86	SP-935				
	01/82 → 01/82	SP-935	MD-304			
2400TD, 67 KW	01/82 → 01/86	SP-802	MD-304	SP-966		
2600, 13C, 99 KW	01/77 → 01/82	SP-935				
2600S, 13C, 93 KW	01/82 → 01/86	SP-935	MD-304			
3500 Vanden Plas, 115 KW	06/76 → 10/86	SP-866		SP-2003		
Sherpa (73-96)						
1622, Petrol	09/73 → 12/78	SP-828	MD-028			
1700, 54 KW	10/78 → 12/82	SP-909	MD-028			
	10/78 → 12/82	SP-909	MD-028			
1700, Rover O-Series	09/83 → 04/89	SP-909	MD-304			
1798D, Rover B-Series	01/73 → 12/78	SP-815	MD-028	MD-093		
	01/73 → 12/82	SP-816	MD-028	MD-093		
1800, Leyland DAF	01/73 → 09/78	SP-828	MD-028			
2000, Rover O-Series, 65 KW	11/86 → 04/89	SP-909	MD-304			
2000, Rover O-Series, 65 KW	01/83 → 09/88	SP-909	MD-028			
	11/86 → 04/89	SP-909	MD-304			
	11/86 → 04/89	SP-909	MD-028			
	11/86 → 04/89	SP-909	MD-304			
2000, Rover O-Series, 67 KW	01/79 → 12/82	SP-909	MD-304			
2000D, Perkins Prima 65, 48 KW	05/86 → 04/89	SP-954		SP-966		
2500D, Rover 12J,	11/86 → 04/89	SP-866		MD-093		
2500D, Rover 12J, 49 KW	11/86 → 04/89	SP-866		MD-093		
2500D, Rover 12J, 54 KW	09/83 → 03/89	SP-866		MD-093		
2500TD Peugeot, ET70/XD3T, 71 KW	04/89 → 08/96	SP-943	MD-192	MD-195		
3500 V8, 3.5V8, 106 KW	09/83 → 04/89			SP-838		
range alternative air filter	→		MD-552K MD-7080			
Streetwise (03-)						
1400, K1.4, 62 KW	09/03 →	SP-909	MD-9348	SP-2167	MS-6163	
1400, K1.4, 76 KW	09/03 →	SP-909	MD-9348	SP-2167	MS-6163	
1600 16V, K1.6, 80 KW	03/04 →	SP-909	MD-9348	SP-2167	MS-6163	
1800 16V, K1.8, 85 KW	09/03 →	SP-909	MD-9348	SP-2167	MS-6163	
TR4 (61-65)						
2000, 75 KW	01/61 → 12/65	MD-139				
TR4A (65-67)						
2100, 76 KW	12/65 → 12/67	MD-139				
TR5 (67-68)						
2500 Pi, 105 KW	01/67 → 12/68	MD-037				
2500, 76 KW	01/67 → 12/68	MD-037				
TR6 (69-76)						

ROVER

TR6 (69-76)

2500 Pi, 105 KW	01/69 → 12/76	MD-037	MD-064			
2500, 70 KW	01/69 → 12/76	MD-037	MD-008			
2500, 90 KW	01/72 → 12/76	MD-037	MD-008			

TR7 (75-81)

2000, 68 KW	01/75 → 12/81	MD-034				
2000, 78 KW	01/75 → 12/81	MD-034				

TR8 (80-81)

3500 USA, 3.5V8, 102 KW	01/80 → 12/81	SP-838				
3500, 3.5V8, 99 KW	01/80 → 12/81	SP-838				

Vitesse (76-82)

3500	06/76 → 02/82	SP-866	MD-304	SP-2003		
------	---------------	--------	--------	---------	--	--

SAAB

9-3 Series I (98-03)

2000i 16V, B204/B205, 96KW	03/98 → 10/00	SP-1067	MD-9292	SP-2004	MS-6167 MS-6167C	
2000i S Turbo, B204/205, 151 KW	09/99 → 07/00	SP-1067	MD-9292	SP-2004	MS-6167 MS-6167C	
	08/00 → 08/03	SP-1067	MD-9292	SP-2004	MS-6167 MS-6167C	
2000i Turbo all models, B204 variants	03/98 → 08/02	SP-1067	MD-9292	SP-2004	MS-6167 MS-6167C	
2200TiD 16V,X22DTH,85KW	03/98 → 09/00	MD-337	MD-9740	MD-381	MS-6167 MS-6167C	
2200TiD 16V,X22DTH,92KW	08/00 → 08/02	MD-337	MD-9740	MD-381	MS-6167 MS-6167C	
2300i 16 V Turbo, B235R 165KW	10/98 → 08/02	SP-1067	MD-9292	SP-2004		
2300i 16V, B234, 110KW	03/98 → 08/02	SP-1067	MD-9292	SP-2004	MS-6167 MS-6167C	

9-3 Series II (02-)

1800 T Biopower, B207E,129 KW	10/05 →	MD-463	MD-8208	SP-2060	MS-6224 MS-6224C	
1800 T, B207E,110 KW	08/02 →	MD-463	MD-8208	SP-2060	MS-6224 MS-6224C	
1800 Z18XE,90 KW	08/03 →	MD-335		SP-2060	MS-6224 MS-6224C	

Comments: from chassis no. 3 515 366

	08/03 →	SP-1275		SP-2060	MS-6224 MS-6224C	
--	---------	---------	--	---------	---------------------	--

Comments: chassis no. to 3 515 366

1900 TiD, Z19DT,88 KW	08/04 → 09/05	MD-515	MD-8208	MD-577	MS-6224 MS-6224C	
1900 TiD, Z19DTH,110 KW	08/04 → 09/05	MD-515	MD-8208	MD-577	MS-6224 MS-6224C	
1900 TiD, Z19DTR, 132 KW	12/07 → 07/08	MD-515	MD-8208	MD-577	MS-6224 MS-6224C	
	08/08 →	MD-637	MD-8208	MD-577	MS-6224 MS-6224C	
1900 TTiD, 118 KW	01/10 →	MD-637	MD-8208	MD-653	MS-6224 MS-6224C	
1900 TTiD, 96 KW	01/10 →	MD-637	MD-8208	MD-653	MS-6224 MS-6224C	
2000 T Biopower, 120 KW	01/11 →		MD-8208	SP-2060	MS-6224 MS-6224C	
2000 T Biopower, 162 KW	01/11 →		MD-8208	SP-2060	MS-6224 MS-6224C	
2000 T Biopower, B207, 147 KW	06/07 →	MD-463	MD-8208	SP-2060	MS-6224 MS-6224C	

SAAB

9-3 Series II (02-)

2000 T, B205R, 154 KW	08/02 →	MD-463	MD-8208	SP-2024	MS-6224 MS-6224C
2000 T, B207, 177 KW	06/09 →	MD-463	MD-8208	SP-2060	MS-6224 MS-6224C
2000 T, B207L, 129 KW	08/02 →	MD-463	MD-8208	SP-2024	MS-6224 MS-6224C
2200 TiD, D223L, 92 KW	08/02 → 09/04	MD-337	MD-8208	MD-381	MS-6224 MS-6224C
2800 T V6, 169 KW	03/05 →	MD-695	MD-8208	SP-2060	MS-6224 MS-6224C
2800 T V6, B284L, 184 KW	08/05 →	MD-695	MD-8208	SP-2060	MS-6224 MS-6224C
2800 T V6, B284L, 188 KW	08/07 →	MD-695	MD-8208	SP-2060	MS-6224 MS-6224C
2800 T V6, B284L, 206 KW	11/07 →	MD-695	MD-8208	SP-2060	MS-6224 MS-6224C

9-5 Series I (97-)

1900 TiD, Z19DTH, 110 KW	10/05 →	MD-515			MS-6168C
1900 TiD, Z19DTH, 129 KW	01/07 →	MD-515			MS-6168C
2000 T B205E, 141 KW	01/98 →	SP-1067	MD-786	SP-2004	MS-6168C
Comments: SP-2004: Chassis no. to 53510415					
	01/98 →	SP-1067	MD-786	SP-2060	MS-6168C
Comments: SP-2060: From chassis no. 53510416					
2000 T Biopower, 110 KW	01/05 →	SP-1067	MD-786	SP-2004	MS-6168C
Comments: SP-2004: Chassis no. to 53510415					
	01/05 →	SP-1067	MD-786	SP-2060	MS-6168C
Comments: SP-2060: From chassis no. 53510416					
2000 T Biopower, 132 KW	10/05 →	SP-1067	MD-786	SP-2004	MS-6168C
Comments: SP-2004: Chassis no. to 53510415					
	10/05 →	SP-1067	MD-786	SP-2060	MS-6168C
Comments: SP-2060: From chassis no. 53510416					
2000 T, B205L, 136 KW	07/00 → 07/01	SP-1067	MD-786	SP-2004	MS-6168C
2000i T 16V, B205E, 110 KW	09/97 →	SP-1067	MD-786	SP-2004	MS-6168C
Comments: SP-2004: Chassis no. to 5351415					
	09/97 →	SP-1067	MD-786	SP-2060	MS-6168C
Comments: SP-2060: From chassis no. 5351046					
2200TiD, D223L, 88 KW	08/03 → 09/05	MD-337		MD-381	MS-6168C
2300 16V T, B235, 184 KW	07/01 → 09/05	SP-1067	MD-786	SP-2004	MS-6168C
Comments: SP-2004: Chassis no. to 53510415					
	07/01 → 09/05	SP-1067	MD-786	SP-2060	MS-6168C
Comments: SP-2060: From chassis no. 53510416					
2300 16V T, B235R, 169 KW	01/99 → 09/01	SP-1067	MD-786	SP-2004	MS-6168C
2300 Biopower, B235, 154 KW	10/05 →	SP-1067	MD-786	SP-2004	MS-6168C
2300i T Aero, B235, 191 KW	10/05 →	SP-1067	MD-786	SP-2004	MS-6168C
2300i T, B235, 136 KW	02/01 →	SP-1067	MD-786	SP-2004	MS-6168C
2300i T, B235, 162 KW	07/03 →	SP-1067		SP-2004	MS-6168C
Comments: SP-2004: Chassis no. to 53510415					
	07/03 →	SP-1067		SP-2060	MS-6168C
Comments: SP-2060: From chassis no. 53510416					
2300i T, B235E, 125 KW	09/97 → 04/01	SP-1067	MD-786	SP-2004	MS-6168C
3000 TiD ESTATE, YS3E, 130 KW	07/01 →	MD-523	MD-786	MD-381	MS-6168C
3000i V6 24V T, B308E, 147 KW	01/98 → 09/03	SP-1067	MD-786	SP-2004	MS-6168C

9-5 Series II (10-)

1600 T, A16LET, 132 KW	09/10 →	MD-619	MD-8598		MS-6398 MS-6398C
2000 T, A20NHT/A20NFT, 162 KW	09/10 → 12/10		MD-8460		MS-6398 MS-6398C
Comments: MD-8046: Air Filter from 01/11					
	01/11 →		MD-8598		MS-6398 MS-6398C
Comments: MD-8046: Air Filter from 01/11					
2000 TiD, A20DTH, 118 KW	09/10 →	MD-699	MD-8598	MD-653	MS-6398 MS-6398C

		 OIL	 AIR	 FUEL	 CABIN	 OTHER
SAAB						
9-5 Series II (10-)						
2000 TTiD, A20DTR, 140 KW	09/10 →	MD-699	MD-8598	MD-653	MS-6398 MS-6398C	
2800 T, A28NER, 221 KW	09/10 →	MD-695	MD-8598		MS-6398 MS-6398C	
9-7x (05-)						
4200, 213 KW	12/05 →					
5300, 220 KW	12/05 →					
90 (84-87)						
2000, B20, 74 KW	01/84 → 08/87	SP-1067	MD-278			
900 (79-98)						
2000i 8V Turbo, 107 KW	01/79 → 08/85	SP-1067	MD-278	SP-2002		
	09/85 → 12/85	SP-1067	MD-278	SP-2022		
2000i 8V Turbo, 110 KW	01/87 → 08/89	SP-1067	MD-278	SP-2004		
2000i 8V, 74 KW	09/85 → 12/88	SP-1067	MD-278	SP-2022		
2000i 8V, 79 KW	01/79 → 08/85	SP-1067	MD-278	SP-2002		
2000i 8V, 81 KW	09/89 → 06/92	SP-1067		SP-2004		
2000i 8V, 85 KW	01/87 → 08/89	SP-1067	MD-278	SP-2004		
2000i 8V, 87 KW	07/92 → 02/98	SP-1067	MD-9292	SP-2004	MS-6167 MS-6167C	
2000i 16V Turbo 118KW	01/84 → 08/89	SP-1067	MD-5068	SP-2004		
	09/89 → 12/93	SP-1067	MD-750	SP-2004		
2000i 16V Turbo 129KW	01/84 → 12/93	SP-1067	MD-5068	SP-2004		
2000i 16V Turbo 132KW	01/92 → 06/94	SP-1067	MD-750	SP-2004	MS-6167 MS-6167C	
2000i 16V Turbo 136KW	07/92 → 02/98	SP-1067	MD-9292	SP-2004	MS-6167 MS-6167C	
2000i 16V, 93 KW	01/84 → 06/92	SP-1067	MD-5068	SP-2004		
2000i 16V, B206I, 98 KW	07/92 → 02/98	SP-1067	MD-9292	SP-2004	MS-6167 MS-6167C	
2100i 16V, 100 KW	09/89 → 12/93	SP-1067	MD-750	SP-2002		
2300i 16V, B234I, 110 KW	07/92 → 02/98	SP-1067	MD-9292	SP-2004	MS-6167 MS-6167C	
2500i V6, B258I, 125 KW	07/92 → 02/98	SP-935	MD-9134	SP-2004	MS-6167 MS-6167C	
9000 (84-98)						
2000 16 CS, B202I/B204I, 9W KW	01/89 → 08/91	SP-1067	MD-5066	SP-2004	MS-6014	
2000 16 CS, B204I, 96 KW	09/91 → 01/98	SP-1067	MD-5066	SP-2004	MS-6126	
2000i 16V, B202XI KAT, 92 KW	09/88 → 08/89	SP-1067	MD-5066	SP-2004		
2000i 16V, B202XI, 94 KW	01/86 → 08/88	SP-1067	MD-9162	SP-2004		
	09/88 → 08/89	SP-1067	MD-5066	SP-2004	MS-6014	
Comments: With A/C						
2000i Turbo 16V, B202 XL, 129 KW	08/85 → 07/86	SP-1067	MD-9162	SP-2004		
2000i Turbo 16V, B202XL, 118 KW	08/86 → 08/93	SP-1067	MD-5066	SP-2004		
	08/85 → 07/86	SP-1067	MD-9162	SP-2004	MS-6014	
Comments: With A/C						
2000i Turbo 16V, B202XL, 120 KW	08/86 → 09/93	SP-1067	MD-5066	SP-2004	MS-6014	
Comments: With A/C						
2300i 16V CS, B234I, 107 KW	01/89 → 12/98	SP-1067	MD-5066	SP-2004		
2300i 16V, B234I, 103 KW	01/89 → 12/98	SP-1067	MD-5066	SP-2004	MS-6014	
Comments: With A/C						
2300i Turbo 16V, B234L, 143 KW	09/89 → 12/98	SP-1067	MD-5066	SP-2004	MS-6014	
Comments: With A/C						
2300i Turbo 16V, B234L, 147 KW	09/89 → 12/98	SP-1067	MD-5066	SP-2004		
3000i V6 24V, B308I, 155 KW	07/94 → 12/98	SP-935	MD-5066	SP-2004		
95 Station Wagon						
800 3 Cyl two-stroke, 23Kw	02/60 → 12/68		MD-5336			
96 (65-80)						
1700 V4, ENG. No.21971	01/64 → 12/65	SP-1067	MD-034	FF-010		
1700 V4, ENG. No.21972	01/66 → 09/77	SP-1067	MD-306	FF-010		
1700 V4, ENG. No.21972	10/77 → 12/80	SP-1067	MD-130	FF-010		

SAAB

96 (65-80)

800 3 Cyl two-stroke, 23Kw	02/60 → 12/68		MD-5336			
----------------------------	---------------	--	---------	--	--	--

99 (72-84)

2000 Combi Coupe, 79 KW	03/76 → 05/78	SP-1067	MD-278			
2000 Turbo, 107 KW	01/78 → 12/81	SP-1067	MD-278	SP-2002		
2000, 70 KW	10/72 → 08/74	MD-007	MD-126			
2000i, 87 KW	01/75 → 12/81	SP-1067	MD-278	SP-2002		

SEAT

Alhambra I (96-10)

1800T 20V, 110 KW	10/98 → 06/00	SP-978	MD-9394	SP-2003	MS-6020 MS-6020C	
	07/00 → 08/10	SP-978	MD-9790	SP-2003	MS-6020 MS-6020C	
1900TDI, 1Z+AHU, 66 KW	04/96 → 06/00	SP-1120	MD-9394	SP-972	MS-6020 MS-6020C	
1900TDI, AFN/AVG, 81 KW	08/96 → 06/00	SP-1078	MD-9394	SP-972	MS-6020 MS-6020C	
1900TDI, AJM/AUY/BVK, 85 KW	07/00 → 08/10	MD-355	MD-9790	SP-1253	MS-6020C	
1900TDI, ANU, 66 KW	07/00 → 08/10	MD-355	MD-9790	SP-1253	MS-6020 MS-6020C	
1900TDI, ASZ, 96 KW	10/02 → 08/10	MD-437	MD-9790	SP-1253	MS-6020 MS-6020C	
1900TDI, BTB, 110 KW	09/05 → 08/10	MD-437	MD-9790	SP-1253	MS-6020C	
2000i, ADY/ATM, 85 KW	04/96 → 06/00	SP-978	MD-9394	SP-2003	MS-6020 MS-6020C	
	07/00 → 08/10		MD-9790		MS-6020 MS-6020C	
2000TDI, BRT, 103 KW	11/05 → 08/10	MD-437	MD-9790	SP-1253	MS-6020 MS-6020C	
2800i V6, Eng:AYL, 150KW	07/00 → 08/10	MD-437	MD-9790	SP-2003	MS-6020 MS-6020C	

Alhambra II (10-)








1400 TSI, CAVA, 110 KW	08/10 →		MD-8060	SP-2179	MS-6274 MS-6274C	
2000 TDI, CFFA, 100 KW	08/10 →		MD-8060		MS-6274 MS-6274C	
2000 TDI, CFFB, 103 KW	08/10 →	MD-679	MD-8060	MD-691	MS-6274 MS-6274C	
2000 TDI, CFFE, 85 KW	05/11 →		MD-8060		MS-6274 MS-6274C	
2000 TDI, CFGB, 125 KW	08/10 →	MD-679	MD-8060	MD-691	MS-6274 MS-6274C	
2000 TSI, CCZA, 147 KW	11/10 →	SP-1356	MD-8060	SP-2179	MS-6274 MS-6274C	

Altea (04-)

1200 TSI, CBZB, 77 KW	05/10 →		MD-5226 MD-5226/1	SP-2149	MS-6274 MS-6274C	
1400 16V, BXW/CGGB, 63 KW	05/06 →	SP-1135	MD-8358	SP-2156	MS-6274 MS-6274C	
1400 TSI, CAXA, 92KW	06/10 →	MD-535	MD-5226 MD-5226/1	SP-2149	MS-6274 MS-6274C	
Comments: MD-535: Chassis no. to SP_8_090 000						
1400 TSI, CAXC, 92KW	09/07 → 05/10	SP-1350	MD-5226 MD-5226/1	SP-2149	MS-6274 MS-6274C	
Comments: SP-1350: From chassis no. SP_8_090 001						
1600 TDI, CAYB, 66 KW	11/10 →	MD-679	MD-8060	MD-613	MS-6274 MS-6274C	

SEAT

Altea (04-)						
1600 TDI, CAYC, 77 KW	11/09 →	MD-679	MD-8060	MD-613	MS-6274 MS-6274C	
Comments: MD-613: Housing 3C0 127400 UFI						
	11/09 →	MD-679	MD-8060	MD-539	MS-6274 MS-6274C	
Comments: MD-539: Housing 1K0 127400C/E/J (M+H)						
	11/09 →	MD-679	MD-8060	MD-615	MS-6274 MS-6274C	
Comments: MD-615: Housing 1K0 127400K (M+H)						
1600, BGU/BSE/BSF 75 KW	04/04 → 09/05	SP-978	MD-5226 MD-5226/1	SP-2137/1	MS-6274 MS-6274C	
	10/05 →	SP-978	MD-5226 MD-5226/1	SP-2156	MS-6274 MS-6274C	
1800 Turbo FSI, BYT,BZB, 118KW	11/06 →	SP-1356	MD-8060	SP-2149	MS-6274 MS-6274C	
1900TDi, BKC,BJB,BLS,77 KW	04/04 →	MD-437	MD-8060	MD-539	MS-6274 MS-6274C	
Comments: MD-539: Housing 1K0 127400C/E/J (M+H)						
	04/04 →	MD-437	MD-8060	MD-613	MS-6274 MS-6274C	
Comments: MD-613: Housing 3C0 127400 UFI						
	04/04 →	MD-437	MD-8060	MD-615	MS-6274 MS-6274C	
Comments: MD-615: Housing 1K0 127400K(M+H)						
1900TDi, BXF, 66 KW	09/09 →	MD-437	MD-8060	MD-539 MD-613	MS-6274 MS-6274C	
2000 FSi, BHD/BLR/BLY/BVY,BVZ, 110 KW	04/04 →	MD-573	MD-5226 MD-5226/1	SP-2149	MS-6274 MS-6274C	
2000 TDI FR, BMN, 125 KW	01/06 →	MD-437	MD-8060	MD-539	MS-6274 MS-6274C	
Comments: MD-539: Housing 1K01 27400C/E/J(M+H)						
	01/06 →	MD-437	MD-8060	MD-613	MS-6274 MS-6274C	
Comments: MD-613: Housing 3C0 127400 UFI						
	01/06 →	MD-437	MD-8060	MD-615	MS-6274 MS-6274C	
Comments: MD-615: Housing 1K01 27400K(M+H)						
2000 TFSi, CCZB, 155 KW	05/10 →	SP-1356	MD-8060	SP-2149	MS-6274 MS-6274C	
2000 Turbo FSi, BWA,147 KW	05/06 → 09/09	SP-1356	MD-8284	SP-2149	MS-6274 MS-6274C	
2000TDi, AZV, 100 KW	04/04 → 12/07	MD-437	MD-8060	MD-539	MS-6274 MS-6274C	
Comments: MD-539: Housing 1K01 27400C/E/J(M+H)						
	04/04 → 12/07	MD-437	MD-8060	MD-615	MS-6274 MS-6274C	
Comments: MD-615: Housing 1K01 27400K(M+H)						
	04/04 → 12/07	MD-437	MD-8060	MD-613	MS-6274 MS-6274C	
Comments: MD-613: Housing 3C01 27400 UFI						
2000TDi, AZV,BKD,BMM,103 KW	04/04 → 12/07	MD-437	MD-8060	MD-539	MS-6274 MS-6274C	
Comments: MD-539: Housing 1K01 27400C/E/J(M+H)						
	04/04 → 12/07	MD-437	MD-8060	MD-613	MS-6274 MS-6274C	
Comments: MD-613: Housing 3C01 27400 UFI						
	04/04 → 12/07	MD-437	MD-8060	MD-615	MS-6274 MS-6274C	
Comments: MD-615: Housing 1K01 27400K(M+H)						
Arosa (97-05)						
1000 (6H), Eng:AER,LD,LL,NV,UC,37KW	05/97 → 06/04	SP-1123	MD-130	SP-2060	MS-6109 MS-6109C	
Comments: Engine code AER/AHT/ALL						

		 OIL	 AIR	 FUEL	 CABIN	 OTHER
SEAT						
Arosa (97-05)						
1000 (6H),ALD,NV,UC, 37 KW	05/97 → 06/04	SP-1123	MD-9560	SP-2060	MS-6109 MS-6109C	
Comments: Engine code ALD/ANV/AUC						
	05/97 → 06/04	SP-1123	MD-9560	SP-1135	MS-6109 MS-6109C	
Comments: Engine code AER/ALD/ALL/ANV/AUC						
	05/97 → 06/04	SP-1123	MD-9560	SP-1123	MS-6109 MS-6109C	
Comments: Engine code AHT						
1200 TDi(3L) ,ANY, 45 KW	10/99 → 06/04	MD-437	MD-746	SP-1258	MS-6109 MS-6109C	
1400 TDI, AMF,55 KW	10/99 → 05/05	MD-437	MD-746	SP-1258	MS-6109 MS-6109C	
1400i 16V, AFK, ANM, AQQ, 74 KW	10/99 → 05/05	SP-839	MD-9482	SP-2060	MS-6109 MS-6109C	
1400i, AEX/KK/KV/PQ, 44 KW	05/97 → 05/05	SP-839	MD-130	SP-2060	MS-6109 MS-6109C	
Comments: MD-130: Engine code AEX/AKV/APQ						
	05/97 → 05/05	SP-839	MD-9560	SP-2060	MS-6109 MS-6109C	
Comments: MD-9560: Engine code AKK/ANW/AUD						
1700 SDI, AKU, 44 KW	05/97 → 05/05	SP-1065	MD-746	SP-1258	MS-6109 MS-6109C	
Comments: from chassis no. 6H-Y 020 000						
	05/97 → 05/05	SP-1065	MD-746		MS-6109 MS-6109C	
Cordoba I (93-99)						
1000i, AER, ALD, ANV, 37KW	09/96 → 06/99	SP-839	MD-130	SP-2024	MS-6109 MS-6109C	
1400i 16V, AFH, 74KW	09/96 → 09/97	SP-839	MD-9482	SP-2024	MS-6109 MS-6109C	
1400i, AEX, 44KW	01/94 → 09/97	SP-839	MD-130	SP-2024	MS-6109 MS-6109C	
1600i, 1F, 55KW	10/97 → 06/99	SP-978	MD-9208	SP-2060	MS-6109 MS-6109C	
1600i, ABU,55KW	01/94 → 09/97	SP-839	MD-130	SP-2024	MS-6109 MS-6109C	
1600i, AFT, 74KW	01/94 → 09/97	SP-839	MD-130	SP-2024	MS-6109 MS-6109C	
1600i. AFT, 74KW	10/97 → 06/99	SP-839	MD-130	SP-2060	MS-6109 MS-6109C	
1700 SDI, 44 KW	07/97 → 06/99	SP-1065	MD-746	SP-1254	MS-6109 MS-6109C	
1800i 16V GTi, ADL, 95KW	01/94 → 07/98	SP-812	MD-9208	SP-2024	MS-6109 MS-6109C	
1800i, ABS, ACC, ADZ, 66KW	08/98 → 06/99	SP-978	MD-9208	SP-2024	MS-6109 MS-6109C	
1900 D Turbo, AAZ, 55KW	10/93 → 02/97	SP-980	MD-9208	SP-972	MS-6109 MS-6109C	
1900 D, 1Y, 47KW	01/96 → 06/99	SP-980	MD-9208	SP-972	MS-6109 MS-6109C	
1900 D, 1Y, 50 KW	10/93 → 06/99	SP-980	MD-9208	SP-972	MS-6109 MS-6109C	
1900 TDI, AFN, 81KW	08/96 → 08/98	SP-1078	MD-9208	SP-972	MS-6109 MS-6109C	
1900 TDI, AHU, 66 KW	08/96 → 06/99	SP-1120	MD-9208	SP-972	MS-6109 MS-6109C	
2000i 16V, ABF, 110KW	08/96 → 06/99	SP-978	MD-9208	SP-2024	MS-6109 MS-6109C	
2000i GTi, AGG, 85KW	10/93 → 07/98	SP-812	MD-9208	SP-2024	MS-6109 MS-6109C	

SEAT

Cordoba II (99-02)

1000i, ALD, ANV, AST, 37 KW	06/99 → 12/02	SP-1135	MD-9560	SP-2060	MS-6109 MS-6109C
1400i, AKK, AUD 44 KW	06/99 → 12/02	SP-1135	MD-9482	SP-2060	MS-6109 MS-6109C
1400i, APE, 55 KW	06/99 → 12/02	SP-1135	MD-9482	SP-2060	MS-6109 MS-6109C
1600i, AEH, AUR, 74 KW	06/99 → 12/02	SP-978	MD-9710	SP-2060	MS-6109 MS-6109C
1600i, ALM, AEE, 55 KW	06/99 → 12/00	SP-839	MD-130	SP-2060	MS-6109 MS-6109C
1800i T 20V,AQX,115 KW	06/99 → 12/02	SP-978	MD-9710	SP-2060	MS-6109 MS-6109C
1900 SDI, AGP,AQM, AEY,50 KW	06/99 → 12/02	MD-355	MD-9710	SP-972	MS-6109 MS-6109C
1900 TDI, AGR,ALH, 66 KW	09/99 → 12/02	MD-355	MD-9710	SP-1111	MS-6109 MS-6109C
1900 TDI, ASK, ASV 81 KW	06/99 → 12/02	MD-355	MD-9710	SP-1111	MS-6109 MS-6109C

Cordoba III (02-)

1200 12V, AZQ, BME, 47 KW	10/02 →	MD-427	MD-9624	SP-2137	MS-6216 MS-6216C	
Comments: SP-2137: Without integrated pressure regulator						
	10/02 →	MD-427	MD-9624	SP-2137/1	MS-6216 MS-6216C	
Comments: SP-2137/1: With int. pressure regulator 3 bar						
1200 12V, BVX, 51 KW	06/06 →	MD-427	MD-9624	SP-2156	MS-6216 MS-6216C	
1400 16V AUB, BBZ, 74KW	10/02 →	SP-1135	MD-8040	SP-2137	MS-6216 MS-6216C	
1400 16V, AUB, BBZ, 74KW	10/05 →	SP-1135	MD-8040	SP-2137/1	MS-6216 MS-6216C	
1400 16V, BBY,55 KW	10/02 →	SP-1135	MD-8040	SP-2137	MS-6216 MS-6216C	
	10/05 →	SP-1135	MD-8040	SP-2137/1	MS-6216 MS-6216C	
1400 16V, BXW,63 KW	06/06 →	SP-1135	MD-8040	SP-2156	MS-6216 MS-6216C	
1400 TDI, BMS,BNV, 58 KW	06/05 →	MD-437	MD-9768	SP-1292	MS-6216 MS-6216C	
1400 TDI,AMF, 55 KW	02/03 →	MD-437	MD-9768	SP-1255	MS-6216 MS-6216C	
1400 TDI,BNM, 51 KW	06/05 →	MD-437	MD-9768	SP-1292	MS-6216 MS-6216C	
1600 16V, BAH, 74 KW	02/03 →	SP-1135	MD-9482	SP-2137/1	MS-6216 MS-6216C	
Comments: SP-2137/1: With int. pressure regulator 3 bar						
	02/03 →	SP-1135	MD-9482	SP-2137	MS-6216 MS-6216C	
Comments: SP-2137: Without integrated pressure regulator						
1600 16V, BTS, 77 KW	09/06 →	MD-535	MD-8358	SP-2156	MS-6216 MS-6216C	
1900 SDI,ASY,47 KW	10/02 →	MD-437	MD-9768	SP-1255	MS-6216 MS-6216C	
1900 TDI, ASZ, 96 KW	10/02 → 04/05	MD-437	MD-9768	SP-1255	MS-6216 MS-6216C	
	05/05 →	MD-437	MD-9768	SP-1305	MS-6216 MS-6216C	

SEAT

Cordoba III (02-)

1900 TDI, ATD,AXR 74 KW	10/02 → 04/05	MD-437	MD-9768	SP-1255	MS-6216 MS-6216C	
	05/05 →	MD-437	MD-9768	SP-1305	MS-6216 MS-6216C	
2000i, AZL, BBX, 85 KW	03/03 →	SP-978	MD-9768	SP-2137	MS-6216 MS-6216C	
Comments: SP-2137: Without integrated pressure regulator						
	03/03 →	SP-978	MD-9768	SP-2137/1	MS-6216 MS-6216C	

Comments: SP-2137/1: With int. pressure regulator 3 bar

Exeo (09-)

1600, ALZ, 75 KW	02/09 →	SP-978	MD-9620	SP-2120	MS-6202 MS-6202C
1800 TFSI, CDHA, 88 KW	05/10 →	SP-1356	MD-9620	SP-2150	MS-6202 MS-6202C
1800 TFSI, CDHB, 118 KW	05/10 →	SP-1356	MD-9620	SP-2150	MS-6202 MS-6202C
1800 Turbo, CFMA, 110 KW	02/09 → 06/10	SP-980	MD-9620		MS-6202 MS-6202C
2000 TDI, CAGA, 105 KW	02/09 →	MD-437	MD-9620		MS-6202 MS-6202C
2000 TDI, CAGC, 88 KW	06/09 →	MD-437	MD-9620		MS-6202 MS-6202C
2000 TDI, CAHA, 125 KW	02/09 →	MD-437	MD-9620		MS-6202 MS-6202C
2000 TFSI, BWE, 147 KW	02/09 →	MD-573	MD-9620	SP-2150	MS-6202 MS-6202C
2000 TFSI, CDND, 155 KW	05/10 →	SP-1356	MD-9620	SP-2150	MS-6202 MS-6202C

Fura 127 (82-86)

1050, 33KW	01/82 → 06/86	SP-927	MD-214	FF-010	
1400, 127B, 55 KW	01/82 → 06/86	SP-824	MD-024	FF-010	
900, HB90, 29-31 KW	11/82 → 12/86	SP-927	MD-044	FF-010	

Ibiza I (84-93)

0900 Junior, 146A, 32 KW	01/86 → 05/92	SP-927	MD-244	FF-010	
1200, 021C, 52 KW	01/84 → 05/92	SP-812	MD-508	FF-010	
1200i, 021A, 63 KW	01/84 → 05/92	SP-812	MD-9068	SP-2003	
1500, 021C, 66 KW	01/84 → 05/92	SP-812	MD-508	FF-010	
1500i, 021D, 65 KW	01/84 → 05/92	SP-812	MD-9068	SP-2003	
1700D BOSCH, 022A, 40 KW	01/84 → 05/92	SP-907	MD-9454	SP-966	
1700D CAV, 022A, 42 KW	01/84 → 05/92	SP-907	MD-9454	MD-093	
1700i, 021A, 72 KW	01/86 → 05/92	SP-812	MD-9068	SP-2003	

Ibiza II (93-99)

1000i, AER, 37KW	09/96 → 08/98	SP-839	MD-130	SP-2024	MS-6109 MS-6109C
1050i, AAU, 33KW	05/92 → 09/97	SP-839	MD-130	SP-2024	MS-6109 MS-6109C
	10/97 → 08/98	SP-839	MD-130	SP-2060	MS-6109 MS-6109C
1300i, AAV, 40KW	05/92 → 09/97	SP-839	MD-130	SP-2024	MS-6109 MS-6109C
	10/97 → 08/98	SP-839	MD-130	SP-2060	MS-6109 MS-6109C
1400i 16V, AFH, 74KW	08/93 → 09/97	SP-839	MD-9482	SP-2024	MS-6109 MS-6109C
	10/97 → 08/98	SP-839	MD-9482	SP-2060	MS-6109 MS-6109C
1400i, ABD,AEX,AKV,APQ, 44KW	05/92 → 08/98	SP-839	MD-130	SP-2024	MS-6109 MS-6109C

SEAT

Ibiza II (93-99)








1600i, 1F, 55KW	05/94 → 09/97	SP-978	MD-9208	SP-2024	MS-6109 MS-6109C
	10/97 → 08/98	SP-978	MD-9208	SP-2060	MS-6109 MS-6109C
1600i, ABU/AEE, 55 KW	05/92 → 09/97	SP-839	MD-130	SP-2024	MS-6109 MS-6109C
	10/97 → 09/98	SP-839	MD-130	SP-2060	MS-6109 MS-6109C
1600i, AFT, 74KW	03/96 → 09/97	SP-978	MD-130	SP-2024	MS-6109 MS-6109C
	10/97 → 08/98	SP-978	MD-130	SP-2060	MS-6109 MS-6109C
1800i GTi 16V, ADL, 95KW	11/93 → 08/98	SP-812	MD-9208	SP-2024	MS-6109 MS-6109C
1800i, ACC, ABS, ADZ, 66KW	05/92 → 09/97	SP-812	MD-9208	SP-2024	MS-6109 MS-6109C
	10/97 → 08/98	SP-812	MD-9208	SP-2060	MS-6109 MS-6109C
1900 D/SDI, 1Y, AEF, 47/50KW	02/97 → 08/98	SP-915	MD-9208	SP-972	MS-6109 MS-6109C
	03/93 → 01/97	SP-915	MD-9208	SP-972	MS-6109 MS-6109C
1900 TD, AAZ, 55KW	03/93 → 08/98	SP-915	MD-9208	SP-972	MS-6109 MS-6109C
1900 TDI, 66KW	08/96 → 08/99	SP-1120	MD-9208	SP-972	MS-6109 MS-6109C
1900 TDI, AFN, 81KW	09/96 → 08/98	SP-1078	MD-9208	SP-972	MS-6109 MS-6109C
2000i 16V, ABF, 110KW	08/96 → 09/97	SP-978	MD-9208	SP-2024	MS-6109 MS-6109C
	10/97 → 08/98	SP-978	MD-9208	SP-2060	MS-6109 MS-6109C
2000i, AGG, 2E, 85KW	05/92 → 08/98	SP-812	MD-9208	SP-2024	MS-6109 MS-6109C

Ibiza III (99-02)

1000i ,ALD,NV,ST,VZ,37 KW	08/99 → 02/02	SP-1135	MD-9560	SP-2060	MS-6109 MS-6109C
1400i ,AEX, 44 KW	08/99 → 02/02	SP-1135	MD-9560	SP-2060	MS-6109 MS-6109C
1400i 16V, AFH, 74 KW	08/99 → 02/02	SP-1066	MD-9482	SP-2060	MS-6109 MS-6109C
1400i 16V, APE, 55 KW	08/99 → 02/02	SP-1066	MD-130	SP-2060	MS-6109 MS-6109C
1600 16V, APF,AZD,77 KW	02/00 → 02/02	SP-1135	MD-8040	SP-2060	MS-6109 MS-6109C
1600i 16V, Eng:AEH,KL,PF,74KW	09/99 → 02/02	SP-978	MD-9710	SP-2060	MS-6109 MS-6109C
1600i, AEE,ALM, 55 KW	09/99 → 12/00	SP-1066	MD-130	SP-2060	MS-6109 MS-6109C
1800i, 114/115 KW	09/99 → 02/02	SP-1137	MD-9710	SP-2060	MS-6109 MS-6109C
1900 SDI, AGP, AQP, 50 KW	09/99 → 02/02	MD-355	MD-9710	SP-1111	MS-6109 MS-6109C
1900 TDI, AHU, ALH, ALK, 66KW	09/99 → 02/02	MD-355	MD-9710	SP-1111	MS-6109 MS-6109C
1900 TDI, ASK,ASV, 81KW	09/99 → 02/02	MD-355	MD-9710	SP-1111	MS-6109 MS-6109C

Ibiza IV (02-)

		 OIL	 AIR	 FUEL	 CABIN	 OTHER
SEAT						
Ibiza IV (02-)						
1200 12V , AZQ,BME,47 KW	10/05 →	MD-427	MD-9624	SP-2137/1	MS-6216 MS-6216C	
Comments: SP-2137/1: With int. pressure regulator 3 bar						
1200 12V, AZQ,BME,47 KW	02/02 →	MD-427	MD-9624	SP-2137	MS-6216 MS-6216C	
Comments: SP-2137: Without integrated pressure regulator						
1200 12V, BXV,51 KW	06/06 → 12/09	MD-427	MD-9624	SP-2156	MS-6216 MS-6216C	
1200 6V, BBM, 40 KW	06/07 → 12/09	MD-427	MD-8050	SP-2156	MS-6216 MS-6216C	
1400 16V, BBY, BKY, 55 KW	02/02 → 12/09	MD-437	MD-8040	SP-2137	MS-6216 MS-6216C	
Comments: SP-2137: Without integrated pressure regulator						
	10/05 →	MD-437	MD-8040	SP-2137/1	MS-6216 MS-6216C	
Comments: SP-2137/1: With int. pressure regulator 3 bar						
1400 16V, BXW 63 KW	06/06 → 12/09	SP-1135	MD-8358	SP-2156	MS-6216 MS-6216C	
1400 16V,AUB, BBZ, 74 KW	02/02 → 12/09	SP-1135	MD-8040	SP-2137	MS-6216 MS-6216C	
Comments: SP-2137: Without integrated pressure regulator						
	10/05 →	SP-1135	MD-8040	SP-2137/1	MS-6216 MS-6216C	
Comments: SP-2137/1: With int. pressure regulator 3 bar						
1400 TDI, AMF,55 KW	05/05 →	MD-437	MD-9768	SP-1292	MS-6216 MS-6216C	
	02/02 → 04/05	MD-437	MD-9768	SP-1255	MS-6216 MS-6216C	
1400 TDI, BMS, BNV, 59 KW	06/05 →	MD-437	MD-9768	SP-1292	MS-6216 MS-6216C	
1400 TDI, BNM,51 KW	06/05 → 12/09	MD-437	MD-9768	SP-1292	MS-6216 MS-6216C	
1600 16V, BAH, 74 KW	02/03 → 12/09	SP-1135	MD-9482	SP-2137	MS-6216 MS-6216C	
Comments: SP-2137: Without integrated pressure regulator						
	10/05 →	SP-1135	MD-9482	SP-2137/1	MS-6216 MS-6216C	
Comments: SP-2137/1: With int. pressure regulator 3 bar						
1600 16V, BTS, 77 KW	09/06 → 12/06	MD-535	MD-8358	SP-2156	MS-6216 MS-6216C	
1800 T Cupra, BBU,BLZ, 132 KW	05/04 → 12/09	SP-978	MD-9768	SP-2137	MS-6216 MS-6216C	
1800 T, 20V FR, BJX,BKV, 110 KW	02/04 → 12/09	SP-978	MD-9768	SP-2137	MS-6216 MS-6216C	
1900 SDI, ASY,47 KW	02/02 → 12/09	MD-437	MD-9768	SP-1255	MS-6216 MS-6216C	
1900 TDI , ATD, AXR, BMT,74 KW	02/02 → 05/05	MD-437	MD-9768	SP-1255	MS-6216 MS-6216C	
	06/05 → 12/09	MD-437	MD-9768	SP-1305	MS-6216 MS-6216C	
1900 TDI Cupra , ATD, BPX, BUK,118 KW	05/04 → 05/05	MD-437	MD-9768	SP-1255	MS-6216 MS-6216C	
Comments: MD-437: Chassis no. to 6L_5_999999						
1900 TDI Cupra, ATD, BPX, BUK,118 KW	06/05 → 12/09	MD-355	MD-9768	SP-1305	MS-6216 MS-6216C	
Comments: MD-355: From chassis no. 6L_6_000001						
1900 TDI, ASZ,BLT, 96 KW	02/02 → 05/05	MD-437	MD-9768	SP-1255	MS-6216 MS-6216C	
	06/05 → 12/09	MD-437	MD-9768	SP-1305	MS-6216 MS-6216C	

		 OIL	 AIR	 FUEL	 CABIN	 OTHER
SEAT						
Ibiza IV (02-)						
2000 , AZL, 85 KW	04/02 → 04/04	SP-978	MD-9768	SP-2060	MS-6216 MS-6216C	
Comments: Engine code AZL/optional extra/fuel ret. system						
2000, AZL, BBX,85 KW	10/05 →	SP-978	MD-9768	SP-2137/1	MS-6216 MS-6216C	
Comments: SP-2137/1: With integrated pressure regulator						
	10/05 →	SP-978	MD-9768	SP-2137	MS-6216 MS-6216C	
Comments: SP-2137: Without int. pressure regulator 3 bar						
Ibiza V (08-)						
1200, BZG, CGPA, 51 KW	05/08 → 09/10	MD-427	MD-8050	SP-2156	MS-6216 MS-6216C	
	10/01 →	MD-427	MD-8050	SP-2156	MS-6438	
1200, CGPB, CHFA, 44 KW	08/09 → 09/10	MD-427	MD-8050	SP-2156	MS-6216 MS-6216C	
	10/10 →	MD-427	MD-8050	SP-2156	MS-6438	
1200TDI, CFWA, 55 KW	05/10 → 09/10		MD-5320	SP-1292	MS-6216 MS-6216C	
	10/10 →		MD-5320		MS-6438	
1200TSI, CBZB, 77 KW	06/10 → 09/10		MD-5320	SP-2156	MS-6216 MS-6216C	
	10/10 →		MD-5320	SP-2156	MS-6438	
1400 16V, BXW, CGGB, 63KW	05/08 → 09/10	SP-1135	MD-8358	SP-2149	MS-6216 MS-6216C	
	10/10 →	SP-1135	MD-8358	SP-2149	MS-6438	
1400 FSI FR, CAVF, 110 KW	06/09 → 05/10	SP-1350	MD-5320	SP-2149	MS-6216 MS-6216C	
	06/10 → 09/10		MD-5320	SP-2149	MS-6216 MS-6216C	
	10/10 →		MD-5320	SP-2149	MS-6438	
1400 TDI, BMS, 59 KW	07/08 → 07/10	MD-437	MD-9768	SP-1292	MS-6216 MS-6216C	
1400 TFSI CUPRA, CAVE, 132 KW	06/09 → 05/10	SP-1350	MD-5320	SP-2149	MS-6216 MS-6216C	
	06/10 → 09/10		MD-5320	SP-2149	MS-6216 MS-6216C	
	10/10 →		MD-5320	SP-2149	MS-6438	
1600 16V, BTS, 77 KW	05/08 → 09/10	MD-535	MD-8358	SP-2156	MS-6216 MS-6216C	
	10/10 →	MD-535	MD-8358	SP-2156	MS-6438	
1600 LPG, CNKA, 60 KW	05/11 →		MD-8358	SP-2156	MS-6438	
1600 TDI, CAYA, 55 KW	05/10 → 09/10		MD-5320	SP-1292	MS-6216 MS-6216C	
	10/10 →		MD-5320	SP-1292	MS-6438	
1600 TDI, CAYB, 66 KW	05/09 → 09/10	MD-679	MD-5320	SP-1292	MS-6216 MS-6216C	
	10/10 →	MD-679	MD-5320	SP-1292	MS-6438	
1600 TDI, CAYC, CLNA, 77 KW	10/10 →	MD-679	MD-5320	SP-1292	MS-6438	
1600 TDI, CAYC, CLNA, 77KW	05/09 → 09/10	MD-679	MD-5320	SP-1292	MS-6216 MS-6216C	
1900 TDI, BLS, 77 KW	05/08 → 07/10	MD-437	MD-9768	SP-1292	MS-6216 MS-6216C	
1900 TDI, BXJ, 66 KW	07/08 → 07/10	MD-437	MD-9768	SP-1292	MS-6216 MS-6216C	
2000 TDI, CFHD, 105 KW	01/10 → 09/10	MD-679		SP-1292	MS-6216 MS-6216C	
	10/10 →	MD-679		SP-1292	MS-6438	
2000, CEKA, 85 KW	09/08 → 09/10	SP-978	MD-9768	SP-2156	MS-6216 MS-6216C	
	10/10 →	SP-978	MD-9768	SP-2156	MS-6438	

SEAT

Inca (95-04)

1400i, AEX, 44KW	11/95 → 08/98	SP-839	MD-130	SP-2024	MS-6109 MS-6109C	
	08/98 → 05/04	SP-1066	MD-130	SP-2024	MS-6109 MS-6109C	
1600i, 1F, 55KW	11/95 → 07/98	SP-812	MD-9208	SP-2024	MS-6109 MS-6109C	
	08/98 → 10/00	SP-978	MD-9208	SP-2024	MS-6109 MS-6109C	
1700 D, AHB, 42KW	09/96 → 02/04	SP-915	MD-9208	SP-972	MS-6109 MS-6109C	
1900 D/SDI, AEY,AQY,1Y, 47KW	11/95 → 08/00	SP-915	MD-9710	SP-972	MS-6109 MS-6109C	
	08/99 → 04/04	MD-355	MD-9710	SP-1111	MS-6109 MS-6109C	
1900 TDI, AHU, 66KW	09/96 → 02/04	SP-915	MD-9208	SP-972	MS-6109 MS-6109C	

Leon I (99-)








1400i 16V, AHW, APE, 55 KW	11/99 → 10/05	SP-1135	MD-9482	SP-2120	MS-6109 MS-6109C	TR-015
1600 16V, ATN,AUS,AZD,77 KW	11/99 → 04/01	SP-1135	MD-9482	SP-2120	MS-6109 MS-6109C	TR-015
	05/01 →	SP-1135	MD-8040	SP-2120	MS-6109 MS-6109C	TR-015
	05/01 → 10/05	SP-1135	MD-8040	SP-2120	MS-6109 MS-6109C	TR-015
1600 BFK, 75 KW	10/05 →	SP-978	MD-9422	SP-2120	MS-6109 MS-6109C	TR-015
1600i ,AEH,AKL,APF, 74 KW	11/99 → 10/05	SP-978	MD-9422	SP-2120	MS-6109 MS-6109C	TR-015
1800 20V Cupra R, AMK,154 KW	01/02 → 10/05	SP-978	MD-9422	SP-2120	MS-6109 MS-6109C	
1800 20V Cupra R, BAM,165 KW	05/03 →	SP-978	MD-9422	SP-2120	MS-6109 MS-6109C	
1800i 20V T, APP, 132 KW	11/99 → 10/05	SP-978	MD-9422	SP-2120	MS-6109 MS-6109C	
1800i 20V, AGN, APG, 92 KW	11/99 → 10/05	SP-978	MD-9422	SP-2120	MS-6109 MS-6109C	
1900 SDI, AQM, 50 KW	11/98 → 10/02	MD-355	MD-9422	SP-1041	MS-6109 MS-6109C	
	11/02 → 10/05	MD-355	MD-9422	SP-1271	MS-6109 MS-6109C	
1900 TDI, AGR,ALH, 66 KW	11/99 → 10/02	MD-355	MD-9422	SP-1041	MS-6109 MS-6109C	
1900 TDI, AHF,ASV, 81 KW	11/02 → 10/05	MD-355	MD-9422	SP-1271	MS-6109 MS-6109C	
1900 TDI, AHF,ASV,81 KW	11/99 → 10/02	MD-355	MD-9422	SP-1041	MS-6109 MS-6109C	
1900 TDI, ARL,110 KW	03/01 → 10/05	MD-355	MD-9422	SP-1041	MS-6109 MS-6109C	
1900 TDI, ASZ, 96 KW	03/03 → 10/05	MD-355	MD-9422	SP-1041	MS-6109 MS-6109C	
1900 TDI,AXR, 74 KW	10/05 →	MD-355	MD-9422	SP-1041	MS-6109 MS-6109C	
1900TDI, AGR,ALH, 66 KW	11/02 → 10/05	MD-355	MD-9422	SP-1271	MS-6109 MS-6109C	
2800 VR6 Cubra 4, AUE,150 KW	02/01 → 10/05	MD-355	MD-9422	SP-2120	MS-6109 MS-6109C	








Leon II (05-)

SEAT

Leon II (05-)

1200 TSI, CBZB, 77 KW	02/10 →		MD-5226 MD-5226/1	SP-2149	MS-6274 MS-6274C	
Comments: MD-5226/1 for cold climates						
1400 TSI, CAYC, 92KW	09/07 → 05/08	MD-535	MD-5226 MD-5226/1	SP-2149	MS-6274 MS-6274C	
Comments: MD-5226/1: For cold climates						
	06/08 → 05/10	SP-1350	MD-5226 MD-5226/1	SP-2149	MS-6274 MS-6274C	
Comments: MD-5226/1: For cold climates						
1400i, BXW,CGGB, 63 KW	06/06 →	SP-1135	MD-8358	SP-2156	MS-6274 MS-6274C	
1600 TDI, CAYB, 66 KW	11/10 →	MD-679	MD-8060	MD-613	MS-6274 MS-6274C	
1600 TDI, CAYC, 77 KW	12/09 →	MD-679	MD-8060	MD-613	MS-6274 MS-6274C	
1600, BSE, BSF, 75 KW	08/05 →	SP-978	MD-5226 MD-5226/1	SP-2137/1	MS-6274 MS-6274C	
Comments: SP-2137/1: With int. pressure regulator 3 bar						
	10/05 →	SP-978	MD-5226 MD-5226/1	SP-2156	MS-6274 MS-6274C	
1800 Turbo FSI, BYT/BZB, 118KW	08/07 →	SP-1356	MD-5226 MD-5226/1	SP-2149	MS-6274 MS-6274C	
1900 TDI, BKC, BLS, BXE, 77 KW	08/05 →	MD-437	MD-8060	MD-539	MS-6274 MS-6274C	
Comments: MD-539: Housing 1K01 27400J(M+H)						
	08/05 →	MD-437	MD-8060	MD-615	MS-6274 MS-6274C	
Comments: MD-615: Housing 1K01 27400K(M+H)						
	08/05 →	MD-437	MD-8060	MD-613	MS-6274 MS-6274C	
Comments: MD-613: Housing 3C01 27400C UFI						
1900 TDi, BXF, 66 KW	07/07 →	MD-437	MD-8060	MD-615	MS-6274 MS-6274C	
Comments: MD-615: Housing 1K01 27400(M+H)						
	07/07 →	MD-437	MD-8060	MD-539	MS-6274 MS-6274C	
Comments: MD-539: Housing 1K01 27400J(M+H)						
	07/07 →	MD-437	MD-8060	MD-613	MS-6274 MS-6274C	
Comments: MD-613: Housing 3C01 27400C(M+H)						
2000 FSI, BLR/BLY/BVY/BVZ, 110 KW	08/05 →	MD-573	MD-5226 MD-5226/1	SP-2149	MS-6274 MS-6274C	
Comments: MD-5226/1: For cold climates						
2000 T FSI FR, BWA, 147 KW	11/05 →	MD-573	MD-8284	SP-2149	MS-6274 MS-6274C	
2000 T FSI, BWA, 136 KW	06/06 → 06/09	MD-573	MD-8284	SP-2149	MS-6274 MS-6274C	
2000 T FSI, CCZB, 155 KW	07/09 →	SP-1356	MD-8060	SP-2149	MS-6274 MS-6274C	
2000 TDI, AZV, 100 KW	08/05 →	MD-437	MD-8060	MD-539	MS-6274 MS-6274C	
Comments: MD-539: Housing 1K01 27400J(M+H)						
	08/05 →	MD-437	MD-8060	MD-615	MS-6274 MS-6274C	
Comments: MD-615: Housing 1K01 27400K(M+H)						
	08/05 →	MD-437	MD-8060	MD-613	MS-6274 MS-6274C	
Comments: MD-613: Housing 3C01 27400C UFI						

		 OIL	 AIR	 FUEL	 CABIN	 OTHER
SEAT						
Leon II (05-)						
2000 TDI, BKD,BMM, 103 KW	08/05 →	MD-437	MD-8060	MD-539	MS-6274 MS-6274C	
Comments: MD-539: Housing 1K01 27400J(M+H)						
	08/05 →	MD-437	MD-8060	MD-615	MS-6274 MS-6274C	
Comments: MD-615: Housing 1K01 27400(M+H)						
	08/05 →	MD-437	MD-8060	MD-613	MS-6274 MS-6274C	
Comments: MD-613: Housing 3C01 27400C UFI						
2000 TDI, BMN, 125 KW	01/06 →	MD-437	MD-8060		MS-6274 MS-6274C	
Comments: MD-437: Engine code CEGA						
	01/06 →	MD-437	MD-8060	MD-615	MS-6274 MS-6274C	
Comments: MD-615: Housing 1K01 27400(M+H)						
	01/06 →	MD-437	MD-8060	MD-539	MS-6274 MS-6274C	
Comments: MD-539: Housing 1K01 27400J(M+H)						
	01/06 →	MD-437	MD-8060	MD-613	MS-6274 MS-6274C	
Comments: MD-613: Housing 3C01 27400C UFI						
2000 TFSI CUPRA R, CDLA, 195 KW	07/09 →	MD-573		SP-2149	MS-6274 MS-6274C	
2000 TFSI CUPRA, BWJ, CDLD, 177 KW	11/06 →	MD-573		SP-2149	MS-6274 MS-6274C	
Malaga (84-93)						
1200, 021A, 44 KW	05/84 → 09/93	SP-812	MD-508	FF-010		
1200i, 021C, 52 KW	01/86 → 09/93	SP-812	MD-9068	SP-2003		
1500, 021A, 63 KW	05/84 → 09/93	SP-812	MD-508	FF-010		
1500i, 021D, 66 KW	01/86 → 09/93	SP-812	MD-9068	SP-2003		
1700D BOSCH, 022A, 40-42 KW	05/84 → 09/93	SP-907	MD-9454	SP-966		
1700D CAV, 022A, 40-42 KW	05/84 → 09/93	SP-907	MD-9454	MD-093		
Marbella (87-98)						
850, 08NCA, 25-32 KW	01/87 → 12/93	SP-927	MD-244	FF-010		
900, 09NCA, 29 KW	01/87 → 12/96	SP-927	MD-244	FF-010		
900i Kat, 08NCB, 30 KW	01/97 → 10/98	SP-927	MD-130	SP-2003		
Mii (11-)						
1000 Ecofuel Ecomotive, CPGA, 50 KW	11/12 →					
1000, CHYA, 44 KW	12/11 →					
1000, CHYB, 55 KW	12/11 →					
Ronda (82-86)						
1200 Mot. Fiat, 124B6, 47 KW	01/82 → 05/84	SP-907	MD-024	FF-010		
1200 Mot. Porsche, 48 KW	05/84 → 12/86	SP-812	MD-508	FF-010		
1200, 021A, 44 KW	01/82 → 05/84	SP-907	MD-214	FF-010		
1600, 022A, 68-70 KW	01/82 → 05/84	SP-907	MD-024	FF-010		
1700D BOSCH, 022A, 41 KW	07/82 → 12/86	SP-907	MD-9454	SP-966		
1700D CAV, 022A, 40 KW	07/82 → 12/86	SP-907	MD-9454	MD-093		
Terra (87-96)						
1300D, MN, 35 KW	04/90 → 12/95	SP-915	MD-9432	SP-973		
1400D, 1W, 35 KW	04/90 → 12/95	SP-915	MD-9432	SP-972		
900, 09NCA, 29 KW	07/87 → 12/96	SP-927	MD-244	FF-010		
Toledo I (91-99)						
1600, EZ, 54 KW	03/91 → 08/94	SP-812	MD-9208	FF-007	MS-6121	
1600i, 1F, 52-55KW	03/91 → 02/99	SP-812	MD-9208	SP-2003	MS-6121	
1600i, AFT, 74KW	10/96 → 02/99	SP-978	MD-9210	SP-2003	MS-6121	
1800i 8V, ADZ, 66 KW	03/91 → 08/94	SP-812	MD-9208	SP-2003	MS-6121	
1800i 16V, KR, 98 KW	03/91 → 08/94	SP-812	MD-9210	SP-2020	MS-6121	
1900D, 1Y, 47/50KW	03/91 → 02/99	SP-915	MD-9208	SP-972	MS-6121	
1900TD, AAZ, 55KW	09/94 → 02/99	SP-980	MD-9208	SP-972	MS-6121	
1900TDI, AFN, 81KW	11/96 → 02/99	SP-980	MD-9208	SP-972	MS-6121	

		 OIL	 AIR	 FUEL	 CABIN	 OTHER
SEAT						
Toledo I (91-99)						
1900TDI, AHU, 1Z, 66KW	09/94 → 02/99	SP-1120	MD-9208	SP-972	MS-6121	
2000i 16V, ABF, 110 KW	03/91 → 02/99	SP-978	MD-9208	SP-2003	MS-6121	
2000i 8V, AGG, 85 KW	03/91 → 02/99	SP-812	MD-9208	SP-2003	MS-6121	
Toledo II (99-06)						
1400 16V, AHW, 55 KW	07/99 → 05/06	SP-1135	MD-9482	SP-1112	MS-6109 MS-6109C	
1600 16V, AZD, AUS, 77 KW	10/00 → 04/01	SP-1135	MD-9482	SP-2120	MS-6109 MS-6109C	
	05/01 → 05/06	SP-1135	MD-8040	SP-2120	MS-6109 MS-6109C	
1600i, AEH, AKL, 74 KW	03/99 → 12/00	SP-978	MD-9422	SP-2120	MS-6109 MS-6109C	
1800 20V T, AUQ 132 KW	07/02 → 05/06	SP-978	MD-9422	SP-2120	MS-6109 MS-6109C	
1800i 20V, AGN, APG, 92 KW	03/99 → 05/06	SP-978	MD-9422	SP-2120	MS-6109 MS-6109C	
1900 SDI, AQM, 50 KW	03/99 → 10/02	MD-355	MD-9422	SP-1041	MS-6109 MS-6109C	
	11/02 → 05/06	MD-355	MD-9422	SP-1271	MS-6109 MS-6109C	
1900 TDI, AGR, ALH, 66 KW	11/02 → 05/06	MD-355	MD-9422	SP-1271	MS-6109 MS-6109C	
1900 TDI, AGR,ALH, 66 KW	03/99 → 10/02	MD-355	MD-9422	SP-1041	MS-6109 MS-6109C	
1900 TDI, AHF, ASV, 81 KW	03/99 → 10/02	MD-355	MD-9422	SP-1041	MS-6109 MS-6109C	
	11/02 → 05/06	MD-355	MD-9422	SP-1271	MS-6109 MS-6109C	
Comments: SP-1041: Engine code ASV 1900 TDI, AHF,ASV, 81 KW	03/99 → 05/06	MD-355	MD-9422	SP-1041	MS-6109 MS-6109C	
Comments: SP-1271: Engine code ASV						
Comments: SP-1041: Engine code AHF 1900 TDI, ARL, 110 KW	03/01 → 05/06	MD-355	MD-9422	SP-1041	MS-6109 MS-6109C	
	03/03 → 05/06	MD-355	MD-9422	SP-1041	MS-6109 MS-6109C	
1900 TDI, ASZ, 96 KW	03/03 → 05/06	MD-355	MD-9422	SP-1041	MS-6109 MS-6109C	
2300 V5 20V, AQN, 125 KW	10/00 → 05/06	MD-437	MD-9422	SP-2120	MS-6109 MS-6109C	
2300i V5, AGZ, 110 KW	03/99 → 05/01	MD-437	MD-9422	SP-2120	MS-6109 MS-6109C	
Toledo III (04-)						
1400 TSI, CAXA, 92KW	09/07 →	MD-535	MD-5226 MD-5226/1	SP-2149	MS-6274 MS-6274C	
1600, BGU/BSE/BSF, 75 KW	11/04 →	SP-978	MD-5226 MD-5226/1	SP-2137	MS-6274 MS-6274C	
	10/05 →	SP-978	MD-5226 MD-5226/1	SP-2156	MS-6274 MS-6274C	
1800 Turbo FSI, BYT/BZB, 118KW	01/07 →	SP-1356	MD-8060	SP-2149	MS-6274 MS-6274C	
1900 TDI, 77 KW	11/04 →	MD-437	MD-8060	MD-539	MS-6274 MS-6274C	
	11/04 →	MD-437	MD-8060	MD-615	MS-6274 MS-6274C	
Comments: MD-539: Housing 1K01 27400K(M+H)						
Comments: MD-615: Housing 1K01 27400C/E/J(M+H)	11/04 →	MD-437	MD-8060	MD-613	MS-6274 MS-6274C	
Comments: MD-615: Housing 3C01 27400C UFI						
2000 FSI,BLR/BLY/BVY/BVZ, 110 KW	11/04 →	MD-573	MD-5226 MD-5226/1	SP-2149	MS-6274 MS-6274C	

SEAT

Toledo III (04-)

2000 T FSI, AXX, BWA, 147 KW	05/06 →	MD-573	MD-8284	SP-2149	MS-6274 MS-6274C
2000 TDI, 103 KW	11/04 →	MD-437	MD-8060	MD-539	MS-6274 MS-6274C
Comments: MD-539: Housing 1K01 27400K(M+H)					
	11/04 →	MD-437	MD-8060	MD-615	MS-6274 MS-6274C
Comments: MD-615: Housing 1K01 27400C/E/J(M+H)					
	11/04 →	MD-437	MD-8060	MD-613	MS-6274 MS-6274C
Comments: MD-613: Housing 3C01 27400C UFI					
2000 TDI, AZV, 100 KW	11/04 →	MD-437	MD-8060	MD-615	MS-6274 MS-6274C
Comments: MD-615: Housing 1K01 27400C/E/J(M+H)					
	11/04 →	MD-437	MD-8060	MD-539	MS-6274 MS-6274C
Comments: MD-539: Housing 1K01 27400K(M+H)					
	11/04 →	MD-437	MD-8060	MD-613	MS-6274 MS-6274C
Comments: MD-613: Housing 3C01 27400C UFI					
2000 TDI, BMN, 125 KW	01/06 →	MD-437	MD-8060	MD-615	MS-6274 MS-6274C
Comments: MD-615: Housing 1K01 27400C/E/J(M+H)					
	01/06 →	MD-437	MD-8060	MD-539	MS-6274 MS-6274C
Comments: MD-539: Housing 1K01 27400K(M+H)					
	01/06 →	MD-437	MD-8060	MD-613	MS-6274 MS-6274C
Comments: MD-613: Housing 3C01 27400C UFI					

SKODA

Citigo (11-)

1000, CHVA, 44 KW	12/11 →				
1000, CHVB, 55 KW	12/11 →				

Fabia I 6Y2/6Y3/6Y5 (99-)

1000, ARV, AQV, ATY, 37 KW	09/99 → 10/02	SP-1123	MD-8050	SP-2137/1	MS-6216 MS-6216C
Comments: From chassis no.F6Y_1_247001/F6Y_1X016201					
	09/99 → 10/02	SP-1123	MD-8050	SP-2137/1	MS-6216 MS-6216C
Comments: SP-2137/1: With int. pressure regulator 3 bar					
	09/99 → 10/02	SP-1123	MD-8050	SP-2137	MS-6216 MS-6216C
Comments: From chassis no.F6Y_1_247001/F6Y_1X016201					
	09/99 → 10/02	SP-1123	MD-8050	SP-2137	MS-6216 MS-6216C
Comments: SP-2137: With integrated pressure regulator					
	09/99 → 10/02	SP-1123	MD-8050	SP-2060	MS-6216 MS-6216C
Comments: Chassis no.to F6Y_1_247000/F6Y_1X016200					

SKODA

Fabia I 6Y2/6Y3/6Y5 (99-)

1200 (6Y2,6Y3,6Y5), AWY, BMD,40 KW	08/02 →	MD-427	MD-8050	SP-2137	MS-6216 MS-6216C
Comments: MD-8050: Engine code BMD					
	08/02 →	MD-427	MD-8034	SP-2060	MS-6216 MS-6216C
Comments: SP-2060: Eng.code AWY					
	08/02 →	MD-427	MD-8050	SP-2137/1	MS-6216 MS-6216C
Comments: SP-2137/1: Eng. code BMD, with int. pr. reg. 3 bar					
	08/02 →	MD-427	MD-8050	SP-2137	MS-6216 MS-6216C
Comments: SP-2137: Eng code BMD, without int. pr. reg.					
	08/02 →	MD-427	MD-8050	SP-2156	MS-6216 MS-6216C
Comments: SP-2156: Eng code BMD, with int. pr. reg. 4 bar					
1200 12V, AZQ,BME, 47 KW	01/03 →	MD-427	MD-9624	SP-2137/1	MS-6216 MS-6216C
Comments: SP-2137/1: With int. pr. reg. 3 bar					
	01/03 →	MD-427	MD-9624	SP-2137	MS-6216 MS-6216C
Comments: SP-2137: Without integrated pressure regulator					
	01/03 →	MD-427	MD-9624	SP-2156	MS-6216 MS-6216C
Comments: SP-2156: With integrated pressure regulator 4 bar					
1400 AZE, AZF, 44 KW	06/00 → 10/02	SP-1123	MD-8050	SP-2137/1	MS-6216 MS-6216C
Comments: From chassis no. F6Y_1-247001/F6Y_1X0162001					
	06/00 → 10/02	SP-1123	MD-8050	SP-2137/1	MS-6216 MS-6216C
Comments: SP-2137/1: With int. pressure regulator 3 bar					
	06/00 → 10/02	SP-1123	MD-8050	SP-2137	MS-6216 MS-6216C
Comments: SP-2137: Without integrated pressure regulator					
	06/00 → 10/02	SP-1123	MD-8050	SP-2137	MS-6216 MS-6216C
Comments: From chassis no.F6Y_1_247001/F6Y_1X016201					
	06/00 → 10/02	SP-1123	MD-8050	SP-2060	MS-6216 MS-6216C
Comments: Chassis no. to F6Y_1_247000/F6Y_1X016200					
1400 TDI, AMF,BAY, 55 KW	04/03 → 10/05	MD-437	MD-9768	SP-1255	MS-6216 MS-6216C
1400 TDI, BMS, BNV, 58 KW	09/05 →	MD-437	MD-8050	SP-1292	MS-6216 MS-6216C
1400 TDI, BNM, 51 KW	09/05 →	MD-437	MD-8050	SP-1292	MS-6216 MS-6216C
1400i 16V, AUA, BBY,BKY, 55 KW	09/99 →	SP-1135	MD-8040	SP-2137/1	MS-6216 MS-6216C
Comments: SP-2137/1: With int. pressure regulator 3 bar					
	09/99 →	SP-1135	MD-8040	SP-2137	MS-6216 MS-6216C
Comments: SP-2137: Without integrated pressure regulator					
1400i 16V, BUD, 59 KW	06/06 →	SP-1135			MS-6216 MS-6216C








SKODA

Fabia I 6Y2/6Y3/6Y5 (99-)

1400i AME, AQE, AQW, ATZ, 50 KW	09/99 → 01/03	SP-1123	MD-8050	SP-2137/1	MS-6216 MS-6216C	
Comments: From chassis no.F6Y_1_247001/F6Y_1X						
	09/99 → 01/03	SP-1123	MD-8050	SP-2137/1	MS-6216 MS-6216C	
Comments: SP-2137/1: With int. pressure regulator 3 bar						
	09/99 → 01/03	SP-1123	MD-8050	SP-2137	MS-6216 MS-6216C	
Comments: SP-2137: Without integrated pressure regulator						
	09/99 → 01/03	SP-1123	MD-8050	SP-2137	MS-6216 MS-6216C	
Comments: From chassis no.F6Y_1_247001/F6Y_1X016201						
	09/99 → 01/03	SP-1123	MD-8050	SP-2060	MS-6216 MS-6216C	
Comments: SP-2060: Chassis no. to F6Y_1247000/F6Y_1X016200						
1400i AUB/ BBZ, 74 KW	09/99 → 09/05	SP-1123	MD-8040	SP-2137/1	MS-6216 MS-6216C	
Comments: SP-2137/1: Without integrated pressure regulator						
	09/99 → 09/05	SP-1123	MD-8040	SP-2137	MS-6216 MS-6216C	
Comments: SP-2137: With int. pressure regulator 3 bar						
1900 SDI,ASY, 47 KW	09/99 →	MD-437	MD-9768	SP-1255	MS-6216 MS-6216C	
1900 TDI RS,ASZ, 96 KW	09/03 →	MD-437	MD-9768	SP-1255	MS-6216 MS-6216C	
Comments: chassis no. to 6Y-5-391 600						
	09/03 →	MD-437	MD-9768	SP-1305	MS-6216 MS-6216C	
Comments: chassis no. from 6Y-5-391 601						
1900 TDI, ATD,74 KW	09/99 →	MD-437	MD-9768	SP-1255	MS-6216 MS-6216C	
Comments: chassis no. to 6Y-5-391 600						
	09/99 →	MD-437	MD-9768	SP-1305	MS-6216 MS-6216C	
Comments: chassis no. from 6Y-5-391 601						
2000, AQY, AZL, 85 KW	09/99 →		MD-9768	SP-2137/1	MS-6216 MS-6216C	
Comments: From chassis no. F6Y_1_247 001/F6Y_1X016201						
	09/99 →		MD-9768	SP-2137/1	MS-6216 MS-6216C	
Comments: SP-2137/1: With int. pressure regulator 3 bar						
	09/99 →		MD-9768	SP-2137	MS-6216 MS-6216C	
Comments: From chassis no. F6Y_1_247 001/F6Y_1X016201						
	09/99 →		MD-9768	SP-2137	MS-6216 MS-6216C	
Comments: SP-2137: Without integrated pressure regulator						
	09/99 →		MD-9768	SP-2060	MS-6216 MS-6216C	
Comments: Chassis no.to F6Y_1_24700/F6Y_1X016200						

Fabia II 5J6/5J9 (07-)

1200 12V, BBM, 44KW	02/07 → 07/10	MD-427	MD-8050	SP-2156	MS-6216 MS-6216C	
	08/10 →	MD-427	MD-8050	SP-2156	MS-6438	
1200 12V, BZG, CEVA, 51KW	02/07 → 07/10	MD-427	MD-8050	SP-2156	MS-6216 MS-6216C	
	08/10 →	MD-427	MD-8050	SP-2156	MS-6438	
1200 TDI, CFWA, 55 KW	03/10 → 07/10				MS-6216 MS-6216C	
	08/10 →				MS-6438	
1200 TSI, CBZA, 63 KW	03/10 → 07/10			SP-2149	MS-6216 MS-6216C	
	08/10 →			SP-2149	MS-6438	

		 OIL	 AIR	 FUEL	 CABIN	 OTHER
SKODA						
Fabia II 5J6/5J9 (07-)						
1200 TSI, CBZB, 77 KW	03/10 → 07/10			SP-2149	MS-6216 MS-6216C	
	08/10 →			SP-2149	MS-6438	
1400 16V, BXW, 63KW	02/07 → 07/10	SP-1135	MD-8358	SP-2156	MS-6216 MS-6216C	
	08/10 →	SP-1135	MD-8358	SP-2156	MS-6438	
1400 TDI, BNM, 51 KW	02/07 → 04/10	MD-437	MD-9768	SP-1292	MS-6216 MS-6216C	
	02/07 → 04/10	MD-437	MD-9768	SP-1292	MS-6216 MS-6216C	
1400 TSI RS, CAVE, 132 KW	06/10 → 07/10	SP-1350		SP-2149	MS-6216 MS-6216C	
	08/10 →	SP-1350		SP-2149	MS-6438	
1600 16V, BTS, 77KW	02/07 → 07/10	MD-535	MD-8358	SP-2156	MS-6216 MS-6216C	
	08/10 →	MD-535	MD-8358	SP-2156	MS-6438	
1600 TDI, CAYA, 55 KW	03/10 → 07/10	MD-679	MD-5320	SP-1292	MS-6216 MS-6216C	
	08/10 →	MD-679	MD-5320	SP-1292	MS-6438	
1600 TDI, CAYB, 66 KW	03/10 → 07/10	MD-679	MD-5320	SP-1292	MS-6216 MS-6216C	
	08/10 →	MD-679	MD-5320	SP-1292	MS-6438	
1600 TDI, CAYC, 77 KW	03/10 → 07/10	MD-679	MD-5320	SP-1292	MS-6216 MS-6216C	
	08/10 →	MD-679	MD-5320	SP-1292	MS-6438	
1900 TDI, BLS, BSW, 77 KW	02/07 → 04/10	MD-437	MD-9768	SP-1305	MS-6216 MS-6216C	
Favorit/Favorit Pickup (89-97)						
1300, 136L, 45 KW	10/90 → 10/94	SP-1072	MD-042	FF-007		
1300, 43 KW	05/89 → 10/94	SP-1072	MD-042	FF-007		
1300, 781.135, 42 KW	12/91 → 07/97	SP-1072	MD-042	FF-007		
1300, 781.135, 43 KW	12/91 → 10/94	SP-1072	MD-042	FF-007		
1300, 781.135, 44 KW	10/90 → 10/94	SP-1072	MD-042	FF-007		
1300, 781.135E, 40 KW	01/90 → 07/97	SP-1072	MD-042	FF-007		
1300i, 136B, 50 KW	01/94 → 07/97	SP-1072	MD-130	SP-2024		
Felicia (94-01)						
1300i, 135B, AMG, 40 KW	10/94 → 08/01	SP-1072	MD-130	SP-2024	MS-6174	
1300i, 135L/AMJ, 43 KW	10/94 → 08/01	SP-1072	MD-130	SP-2024	MS-6174	
1300i, 136B/M, AMH, 50 KW	10/94 → 08/01	SP-1072	MD-130	SP-2024	MS-6174	
1600i, AEE, 55 KW	08/94 → 08/01	SP-839	MD-9208	SP-2024	MS-6174	
1900D, AEF, 47 KW	08/96 → 08/01	SP-1065	MD-9208	SP-972	MS-6174	
Forman (91-95)						
1300, 781.135, 44 KW	12/91 → 07/95	SP-892	MD-130	FF-007		
1300, OHC, 45 KW	08/91 → 07/95	SP-850	MD-054	FF-007		
1300i, 136 B, 50 KW	03/93 → 07/95	SP-892	MD-130	SP-2024		
1300i, 781.135E, 40 KW	11/92 → 07/95	SP-892	MD-054	SP-2024		
MB 1000 (64-69)						
1000, 710/721990/721, 27-35 KW	01/64 → 12/69	MD-079	MD-634	FF-009		
MB 1100 (68-69)						
1100, 715/723, 35 KW	01/68 → 12/69	MD-079	MD-634	FF-009		
Octavia I (96-10)						
1400 AME, 50 KW	01/00 → 07/04	SP-1123	MD-9422	SP-2120	MS-6109 MS-6109C	
1400, AMD, 44 KW	04/99 → 07/04	SP-1123	MD-9422	SP-2120	MS-6109 MS-6109C	
1400i, AXP, BCA, 55 KW	09/00 → 07/04	SP-1123	MD-130	SP-2120	MS-6109 MS-6109C	
1600i, AEE, 55 KW	09/96 → 11/00	SP-1135	MD-130	SP-2120	MS-6109 MS-6109C	

SKODA

Octavia I (96-10)

1600i, AEH/AFT/AKL, 74 KW	05/97 → 11/00	SP-978	MD-9422	SP-2120	MS-6109 MS-6109C
1600i, AVU, BFQ, 75 KW	09/00 → 12/07	SP-978	MD-9422	SP-2120	MS-6109 MS-6109C
1800i 20V, AGN, 92 KW	09/96 → 09/04	SP-978	MD-9422	SP-2120	MS-6109 MS-6109C
1800i T RS, AUQ, 132 KW	01/01 → 02/06	SP-978	MD-9422	SP-2120	MS-6109 MS-6109C
1800i T, AEB,AGU,ARX,AUM, 110 KW	08/97 → 09/04	SP-978	MD-9422	SP-2120	MS-6109 MS-6109C
1900 SDI, AEY, 47 KW	09/96 → 09/04	MD-355	MD-9422	SP-1041	MS-6109 MS-6109C
1900 SDI,AGP, AQM, 50 KW	06/97 → 09/04	MD-355	MD-9422	SP-1041	MS-6109 MS-6109C
1900 TDI, AGR, ALH, 66 KW	09/96 → 12/10	MD-355	MD-9422	SP-1041	MS-6109 MS-6109C
1900 TDI, AHF, ASV, 81 KW	05/97 → 02/06	MD-355	MD-9422	SP-1041	MS-6109 MS-6109C
1900 TDI, ASZ, 96 KW	02/03 → 09/04	MD-355	MD-9422	SP-1041	MS-6109 MS-6109C
1900 TDI, ATD, 74 KW	09/00 → 09/04	MD-355	MD-9422	SP-1041	MS-6109 MS-6109C
2000 ATF, 88 KW	01/00 → 09/04	SP-978	MD-9422	SP-2120	MS-6109 MS-6109C
2000i, AEG, APK, AQY, AZH, 85 KW	04/99 → 09/04	SP-978	MD-9422	SP-2120	MS-6109 MS-6109C

Octavia II (04-)

1200 TSI, CBZB, 77 KW	02/10 →		MD-5226 MD-5226/1	SP-2149	MS-6274 MS-6274C	
Comments: MD-5226/1 for cold climates						
1400 16V, BCA, 55 KW	05/04 → 06/06	SP-1135	MD-8040	SP-2137	MS-6274 MS-6274C	
Comments: SP-2137: Without integrated pressure regulator						
	05/04 → 06/06	SP-1135	MD-8040	SP-2156	MS-6274 MS-6274C	
Comments: SP-2156: With int. pressure regulator 4 bar						
1400 16V, BUD, 59 KW	06/06 →	SP-1135	MD-5226 MD-5226/1		MS-6274 MS-6274C	
1400 TSI, CAXA, 90 KW	11/08 → 06/10	SP-1350	MD-5226 MD-5226/1	SP-2149	MS-6274 MS-6274C	
Comments: MD-5226/1 for cold climates						
1600 16V, BGU/BSE/BSF, 75 KW	05/04 →	SP-978	MD-5226 MD-5226/1	SP-2137	MS-6274 MS-6274C	
Comments: SP-2137: Without integrated pressure regulator						
	05/04 →	SP-978	MD-5226 MD-5226/1	SP-2156	MS-6274 MS-6274C	
Comments: SP-2156: With int. pressure regulator 4 bar						
1600 FSI, BLF, 85 KW	05/04 → 11/08	MD-535	MD-8248	SP-2149	MS-6274 MS-6274C	
1600 TDI, CAYC, 77 KW	06/09 →	MD-679	MD-8060	MD-613	MS-6274 MS-6274C	
1800 TFSI, BYT, BZB, CDAA, CDAB, 118 KW	03/07 →	SP-1356	MD-8060	SP-2149	MS-6274 MS-6274C	
1800 TSI, CDAB, 112 Kw	03/09 →	SP-1356	MD-8060	SP-2149	MS-6274 MS-6274C	

SKODA

Octavia II (04-)

1900 TDI, BJB, BKC,BLS, 77 KW	04/06 →	MD-437	MD-8060	MD-615	MS-6274 MS-6274C
Comments: MD-615: Housing 1K01 27400K(M+H)					
	04/06 →	MD-437	MD-8060	MD-539	MS-6274 MS-6274C
Comments: MD-539: Housing 1K01 27400C/E/J(M+H)					
	09/05 →	MD-437	MD-8060	MD-613	MS-6274 MS-6274C
Comments: MD-613: Housing 3C01 27400C UFI					
2000 FSI, BLR/BVX, 110 KW	12/04 → 11/08	MD-573	MD-5226 MD-5226/1	SP-2149	MS-6274 MS-6274C
2000 RS, BWA, CCZA ,147 KW	09/05 → 10/08	MD-573	MD-8284	SP-2149	MS-6274 MS-6274C
2000 RS, BWA, CCZA,147 KW	11/08 →	MD-573 SP-1356	MD-8284 MD-8060	SP-2149	MS-6274 MS-6274C
Comments: Engine Code CCZA use SP-1356, MD-8060					
2000 TDI RS,BMN, 125 KW	07/06 →	MD-437	MD-8060	MD-615	MS-6274 MS-6274C
Comments: MD-615: Housing 1K01 27400K(M+H)					
	07/06 →	MD-437	MD-8060	MD-613	MS-6274 MS-6274C
Comments: MD-613: Housing 3C01 27400C UFI					
2000 TDI, AZV,BKD,BMM, 103 KW	05/04 →	MD-437	MD-8060	MD-539	MS-6274 MS-6274C
Comments: MD-539: Housing 1K01 27400C/E/J(M+H)					
	04/04 →	MD-437	MD-8060	MD-615	MS-6274 MS-6274C
Comments: MD-615: Housing 1K01 27400K(M+H)					
	09/05 →	MD-437	MD-8060	MD-613	MS-6274 MS-6274C
Comments: MD-613: Housing 3C01 27400C UFI					
2000 TDI, CLCA, CFHF, 81Kw	03/10 →	MD-679	MD-8060	MD-613	MS-6274 MS-6274C
Comments: MD-613 only Engine code CFHF.					

Praktik (07-)

1200 12V, BZG, CEVA, 51KW	06/07 → 07/10	MD-427	MD-8050	SP-2156	MS-6216 MS-6216C
	08/10 →	MD-427	MD-8050	SP-2156	MS-6438
1400 16V, BXW, 63KW	06/07 → 07/10	SP-1135	MD-8358	SP-2156	MS-6216 MS-6216C
	08/10 →	SP-1135	MD-8358	SP-2156	MS-6438
1400 TDI, BNM, 51 KW	06/07 → 07/10	MD-437	MD-9768	SP-1292	MS-6216 MS-6216C
	08/10 →	MD-437	MD-9768	SP-1292	MS-6438
1400 TDI, BNV,BMS, 59 KW	06/07 → 07/10	MD-437	MD-9768	SP-1292	MS-6216 MS-6216C
	08/10 →	MD-437	MD-9768	SP-1292	MS-6438

Rapid (83-91)

1200 120G, 43KW	02/83 → 12/90	SP-1072	MD-196		
1300 130G, 39KW	08/87 → 10/91	SP-1072	MD-196		
1300 130G, 742,13, 45KW	03/85 → 08/88	SP-1072	MD-196		
1300 S 135 L, GL, 135/8,43KW	09/84 → 12/90	SP-1072	MD-196		

Rapid (NA2) (11-)

1600 TDi, CLNA, 77 KW	11/11 →		MD-5320		MS-6216 MS-6216C
1600, CLSA, 77 KW	11/11 →			SP-2156	MS-6216 MS-6216C

Roomster (06-)

1200 12V, BME, 47 KW	06/06 → 04/10	MD-427	MD-9624	SP-2156	MS-6216 MS-6216C
----------------------	---------------	--------	---------	---------	---------------------

SKODA

Roomster (06-)

1200 12V, BZG, CGPA, 51 KW	02/07 → 07/10	MD-427	MD-9624	SP-2156	MS-6216 MS-6216C	
	08/10 →	MD-427	MD-9624	SP-2156	MS-6438	
1200 TDI, CFWA, 55 KW	03/10 → 07/10		MD-5320	SP-1292	MS-6216 MS-6216C	
	08/10 →		MD-5320	SP-1292	MS-6438	
1200 TSI, CBZA, 63 KW	03/10 → 07/10		MD-5320	SP-2149	MS-6216 MS-6216C	
	08/10 →		MD-5320	SP-2149	MS-6438	
1200 TSI, CBZB, 77 KW	03/10 → 07/10		MD-5320	SP-2149	MS-6216 MS-6216C	
	08/10 →		MD-5320	SP-2149	MS-6438	
1400 16V, BXW, 63 KW	06/06 → 07/10	SP-1135	MD-8358	SP-2156	MS-6216 MS-6216C	
	08/10 →	SP-1135	MD-8358	SP-2156	MS-6438	
1400 TDI, BNM, 51 KW	06/06 → 04/10	MD-437	MD-9768	SP-1292	MS-6216 MS-6216C	
1400 TDI, BNV, 59 KW	06/06 → 04/10	MD-437	MD-9768	SP-1292	MS-6216 MS-6216C	
1600 16V, BTS, 77 KW	06/06 → 07/10	MD-535	MD-8358	SP-1292	MS-6216 MS-6216C	
	08/10 →	MD-535	MD-8358	SP-1292	MS-6438	
1600 TDI, CAYB, 66 KW	03/10 → 07/10	MD-679	MD-5320	SP-1292	MS-6216 MS-6216C	
	08/10 →	MD-679	MD-5320	SP-1292	MS-6438	
1600 TDI, CAYC, 77 KW	03/10 → 07/10	MD-679	MD-5320	SP-1292	MS-6216 MS-6216C	
	08/10 →	MD-679	MD-5320	SP-1292	MS-6438	
1900 TDI, AXR, 74 KW	06/06 → 04/10	MD-437	MD-9768	SP-1305	MS-6216 MS-6216C	
1900 TDI, BLS/ BSW, 77 KW	06/06 → 04/10	MD-437	MD-9768	SP-1305	MS-6216 MS-6216C	

S100 - S130 (69-91)

1000-1200	01/70 → 12/90	MD-079	MD-196	FF-009		
1300, 39-46 KW	05/88 → 10/91	SP-850	MD-196	FF-009		

Superb I 3U (01-08)

1800 20V T, AWT, 110 KW	09/01 → 09/08	SP-980	MD-9090	SP-2003	MS-6109 MS-6109C	TR-019
1900 TDI, AVB, 74 KW	09/01 → 09/08	MD-355	MD-9090	SP-1041	MS-6109 MS-6109C	TR-019
Comments: from chassis no. 3U-3-018 402	09/01 → 09/08	MD-355	MD-9090	SP-1264	MS-6109 MS-6109C	TR-019
1900 TDI, AWX, AVF, 96 KW	09/01 → 09/08	MD-355	MD-9090	SP-1041	MS-6109 MS-6109C	TR-019
Comments: from chassis no. 3U-3-018 402	09/01 → 09/08	MD-355	MD-9090	SP-1264	MS-6109 MS-6109C	TR-019
Comments: chassis no. to 3U-3-018 401						
1900 TDi, BPZ, 85 KW	02/07 → 09/08	MD-355	MD-9090	SP-1041	MS-6109 MS-6109C	TR-019
1900 TDI, BSV, 77 KW	09/05 → 09/08	MD-355	MD-9090	SP-1041	MS-6109 MS-6109C	TR-019
2000 TDI, BSS, 103 KW	09/05 → 09/08	MD-355	MD-9090	SP-1041	MS-6109 MS-6109C	TR-019
2000 TDI, BWW, 91 KW	03/06 → 09/08	MD-355	MD-9090	SP-1041	MS-6109 MS-6109C	TR-019
2000i, AZM, 85 KW	09/01 → 09/08	SP-978	MD-9090	SP-2003	MS-6109 MS-6109C	TR-019

SKODA

Superb I 3U (01-08)

2500 V6 TDI, AYM, 114 KW	09/01 → 09/08	MD-391	MD-9472	SP-1241	MS-6109 MS-6109C	TR-019
	09/01 → 09/08	MD-391	MD-9090	SP-1241	MS-6109 MS-6109C	TR-019
Comments: MD-9090: Export model to Scandinavia						
2500 V6 TDI, BDG, 120 KW	06/03 → 09/08	MD-391	MD-9472	SP-1241	MS-6109 MS-6109C	TR-019
	06/03 → 09/08	MD-391	MD-9090	SP-1241	MS-6109 MS-6109C	TR-019
Comments: MD-9090: Export model to Scandinavia						
2800 V6, AMX, BBG, 142 KW	09/01 → 09/08	SP-979	MD-9090	SP-2003	MS-6109 MS-6109C	TR-019

Superb II 3T (08-)

1400 TSI, CAXC, 92 KW	07/08 →	MD-535	MD-5226 MD-5226/1	SP-2149	MS-6274 MS-6274C	
Comments: MD-5226/1 for cold climates						
	07/08 → 06/10	SP-1350	MD-5226 MD-5226/1	SP-2149	MS-6274 MS-6274C	
Comments: MD-5226/1 for cold climates						
	07/08 →	MD-535	MD-5226 MD-5226/1	SP-2149	MS-6274 MS-6274C	
Comments: MD-535: Filter element parity/or						
1600 TDI, CAYC, 77 KW	09/10 →	MD-679	MD-8060	MD-613	MS-6274 MS-6274C	
1800 TSI, BZB, CDAA, CDAB, 118 KW	07/08 →	SP-1356	MD-8060	SP-2149	MS-6274 MS-6274C	
1900 TDI, BLS, BXE, 77 KW	07/08 →	MD-437	MD-8060	MD-613	MS-6274 MS-6274C	
2000 TDI, BKD, BMP, CFFB, CLJA, 103 KW	07/08 →	MD-437	MD-8060	MD-613	MS-6274 MS-6274C	
Comments: MD-437 eng. BKD/BMP. MD-613 eng. BKD/BMP/CFFB						
2000 TDI, CBBB, CFGB, 125 KW	07/08 →	MD-437	MD-8060	MD-613	MS-6274 MS-6274C	
Comments: MD-437 eng. CBBB						
2000 TFSI, CCZA, 147 KW	05/10 →	SP-1356	MD-8060	SP-2149	MS-6274 MS-6274C	
3600 FSI V6, CDVA, 191 KW	11/08 →	MD-437	MD-8402	SP-2149	MS-6274 MS-6274C	

Yeti (09-)

1200 TSI, CBZB, 77 KW	12/09 →		MD-5226 MD-5226/1	SP-2149	MS-6274 MS-6274C	
Comments: MD-5226/1 with A/C						
1400 TSI, CAXA, 90 KW	07/10 →		MD-5226 MD-5226/1	SP-2149	MS-6274 MS-6274C	
Comments: MD-5226/1 with A/C						
1600 TDI, CAYC, 77 KW	11/10 →	MD-679	MD-8060	MD-613	MS-6274 MS-6274C	
1800 TSI, CDAA, CDAB, 118 KW	08/09 →	SP-1356	MD-8060	SP-2149	MS-6274 MS-6274C	
2000 TDI, CBDB, CFHC, 103 KW	08/09 →	MD-437	MD-8060	MD-613	MS-6274 MS-6274C	
2000 TDI, CEGA, CFJA, 125 KW	11/09 →	MD-437	MD-8060	MD-613	MS-6274 MS-6274C	
2000 TDI, CFHA, CFHF, 81 KW	11/09 →	MD-679	MD-8060	MD-613	MS-6274 MS-6274C	

SMART

City CC/Fortwo (07-)

1000 Brabus Turbo, M132, 72KW	04/07 → 08/10				MS-6379C	
1000 Brabus Turbo, M132, 75KW	09/10 →				MS-6379C	
1000 Brabus Ultimate, M132, 88 KW	04/12 →				MS-6379C	

SMART

City CC/Fortwo (07-)

1000 Turbo, M132, 62KW	03/07 →	SP-1335			MS-6379C	
1000, M132, 45KW	03/07 →	SP-1335			MS-6379C	
1000, M132, 52KW	03/07 →	SP-1335	MD-8380		MS-6379C	
800 CDi, OM660, 33KW	03/07 →	MD-449			MS-6379C	
800 CDi, OM660, 40KW	08/09 →	MD-449			MS-6379C	
ED, electric drive, Electric Motor, 55 KW	05/12 →				MS-6379C	

Forfour (04-06)

1100, M134, 47 KW	03/05 → 06/06	SP-1001	MD-8112		MS-6308C	
1100, M134, 55 KW	04/04 → 06/06	SP-1001	MD-8112		MS-6308C	
1300, M135, 70 KW	04/04 → 06/06	SP-1001	MD-8112		MS-6308C	
1500 Brabus, M122, 130 KW	05/05 → 06/06	SP-934		SP-934	MS-6308C	
1500 CDi, OM639, 50 KW	09/04 → 06/06	SP-937	MD-8112	SP-2138	MS-6308C	
1500 CDi, OM639, 70 KW	09/04 → 06/06	SP-937	MD-8112	SP-2138	MS-6308C	
1500, M135, 80 KW	04/04 → 06/06	SP-1001	MD-8112		MS-6308C	

Fortwo CC (98-07)

600 Crossblade, M160, 52 KW	06/02 → 03/07	MD-449	MD-5160	SP-2061	MS-6182C	
600, M160, 45 KW	01/01 → 01/04	MD-449	MD-5160	SP-2061	MS-6182C	
600, M160, 33 KW	08/98 → 01/04	MD-449	MD-5160	SP-2061	MS-6182C	
600, M160, 40 KW	06/98 → 01/04	MD-449	MD-5160	SP-2061	MS-6182C	
700, M160, 37 KW	01/03 → 03/07	MD-449	MD-5160	SP-2061	MS-6182C	
700, M160, 45 KW	01/03 → 03/07	MD-449	MD-5160	SP-2061	MS-6182C	
700, M160, 55 KW	01/03 → 03/07	MD-449	MD-5160	SP-2061	MS-6182C	
800 CDi, (OM660 DE8LA), 30 KW	11/99 → 03/07	MD-449	MD-5160	SP-1272	MS-6182C	

Roadster/ R.Coupe (03-05)

700 (racing edition), 66 KW	07/05 → 12/05	MD-449	MD-5160	SP-2061	MS-6308C	
700 Brabus, 74 KW	12/03 → 12/05	MD-449	MD-5160	SP-2061	MS-6308C	
700, 45 KW	04/03 → 12/05	MD-449	MD-5160	SP-2061	MS-6308C	
700, 60 KW	04/03 → 12/05	MD-449	MD-5160	SP-2061	MS-6308C	

SSANGYONG

Actyon (07-)

2000 Xdi, 104 KW	01/07 →	MD-341	MD-8492	SP-1263	MS-6434	
Comments: SP-1263: With water drain screw						
2300, 110 KW	04/07 →		MD-8492		MS-6434	

Actyon (11-)

2000 D, 110Kw	01/11 → 01/00			MD-701		
2000 D, 129Kw	01/11 → 01/00			MD-701		

Istana (95-)

2900 Diesel, MB0M662, 72 KW	07/95 →	MD-491		SP-1038		
		MD-249				

Comments: MD-249: Partly/or

Korando (88-)

2000i, 94 KW	05/97 →	MD-341	MD-9998		MS-6356	
2200D, DC23, 50KW	12/88 → 12/96	MD-249	MD-9458	SP-1038	MS-6356	
2300, 103 KW	05/97 →	MD-341				
2300, 105 KW	01/99 →	MD-341				
2300, 110 KW	01/02 →	MD-341				
2300D, OM601, 58KW	12/96 →	MD-249	MD-9458	SP-1038	MS-6356	
2900 TD, 88 KW	04/98 → 01/99	MD-249		SP-1038		
				FF-015		

Comments: FF-015: Pre-filter

2900D, OM662, 72KW	12/96 →	MD-249	MD-9556	SP-1038	MS-6356	
				FF-015		

Comments: FF-015: Pre-filter

3200i, M104, 154 KW	12/96 →	MD-341	MD-9998	SP-2003	MS-6356	
---------------------	---------	--------	---------	---------	---------	--

KYRON (05-)

2000 Xdi, 104 KW	02/06 →	MD-341	MD-8492	SP-1263	MS-6434	
2300, 110 KW	01/10 →	MD-341			MS-6434	
2700 Xdi, 121 KW	05/05 →	MD-341	MD-8492	SP-1263	MS-6434	

SSANGYONG

KYRON (05-)

3200M, 162 KW	03/08 →	MD-341	MD-8492		MS-6434	
---------------	---------	--------	---------	--	---------	--

Musso (95-)

2000i, E20, 93 KW	10/96 →	MD-341	MD-9284		MS-6356	
2300 MB-M111, 110 KW	04/03 →	MD-431				
2300D, OM661, 59 KW	05/96 →	MD-249	MD-9458	SP-1038	MS-6356	
2300D, OM661, 59 KW Vorfilter	05/96 →	MD-249	MD-458	FF-015	MS-6356	
2300i, M111, 103KW	10/96 →	MD-281	MD-9364	SP-2003	MS-6356	
2900D, OM662, 73 KW	01/96 →	MD-249	MD-9556	SP-1038	MS-6356	
2900D, OM662, 73 KW Vorfilter	01/96 →	MD-249	MD-9556	FF-015	MS-6356	
2900TD, OM662, 88 KW	01/96 →	MD-249	MD-726	SP-1038	MS-6356	
3200i, M104, 161KW	03/95 →	MD-281	MD-9364	SP-2003	MS-6356	

REXTON (01-)

2300 TD, OM601,74 KW	09/01 →	MD-491 MD-249		SP-1038	MS-6357 MS-6358	
Comments: MD-249: Partly/or						
2300, M111,110 KW	09/01 →	MD-341			MS-6357 MS-6358	
2700 Xdi, 118 KW	03/11 →	MD-341		SP-1263		
Comments: SP-1263: With water drain screw						
2700 Xdi, 132 KW	03/11 →	MD-341		SP-1263		
Comments: SP-1263: With water drain screw						
2700 Xdi, 120 KW	06/04 →	MD-341	MD-9308	SP-1263	MS-6357 MS-6358	
Comments: SP-1263: With water drain screw						
2900 TD, OM602,88 KW	08/01 →	MD-491	MD-9308	SP-1038	MS-6358 MS-6357	
2900 TDS, OM602,107 KW	02/04 →	MD-491 MD-249		SP-1038	MS-6358 MS-6357	
Comments: MD-249: Partly/or						
3200, M104,161 KW	09/01 →	MD-341			MS-6357 MS-6358	

Rodius (05-)

2700 Xdi, 120 KW	05/05 →	MD-341	MD-8492	SP-1263		
Comments: SP-1263: With water drain screw						
3200, 162 KW	07/07 →	MD-341				

SUBARU

Forester

2000 (SG) EJ20, 92KW	09/02 → 03/08	SP-1002	MD-9692 MD-9640	SP-2059	MS-6280	
Comments: MD-9640: Partly/or						
2000 16V, 110KW	04/08 →	SP-1002	MD-8230	SP-2059	MS-6409	
2000 Diesel, 108 KW	10/08 →		MD-8230	SP-969	MS-6409	
2000 S-Turbo (SF), 130KW	02/01 → 09/02	SP-1002	MD-9640	SP-2059	MS-6280	
2000 S-Turbo (SG) 130KW	09/02 → 03/08	SP-1002	MD-9640	SP-2059	MS-6280	
2000i S-Turbo (SF), 125KW	04/99 → 03/01	SP-1002	MD-9640	SP-2059		
2000i, EJ20, 115 KW	09/05 → 03/08	SP-1002	MD-9692 MD-9640	SP-2059	MS-6280	
Comments: MD-9640: Partly/or						
2000i, EJ20, 90 KW	08/97 → 06/98 07/98 → 12/98	SP-1002	MD-9640	SP-2059		
2000i, EJ20, 92 KW	06/98 → 09/02	SP-1002	MD-9692 MD-9640	SP-2059		
Comments: MD-9640: Partly/or						
2500 X, 126 KW	06/10 →	SP-1002	MD-8230		MS-6409	
2500 XT, 169 KW	04/08 →	SP-1002	MD-8230		MS-6409	
2500 XT-Turbo, EJ25, 155 KW	09/04 → 03/08	SP-1002	MD-9640	SP-2059	MS-6280	
2500 XT-Turbo, EJ25, 169 KW	09/05 → 03/08	SP-1002	MD-9640	SP-2059	MS-6280	








Impreza I

2000i 85/92KW	10/94 → 09/97	SP-1006	MD-9640	SP-2059		
---------------	---------------	---------	---------	---------	--	--

Impreza I (92-00)

SUBARU

Impreza I (92-00)						
1600i 66KW	04/92 → 08/97	SP-1006	MD-9640	SP-2059		
	09/97 → 12/00	SP-1006	MD-9692	SP-2059		
1800i 76KW	04/92 → 08/97	SP-1006	MD-9640	SP-2059		
	09/97 → 12/00	SP-1006	MD-9692	SP-2059		
2000i 85/92KW	09/97 → 12/00	SP-1006	MD-9692	SP-2059		
2000i Turbo 155KW	04/94 → 12/00	SP-1006	MD-9640	SP-2059		
2000i Turbo 160KW	06/98 → 08/97	SP-1006	MD-9640	SP-2059	MS-6243	
	09/97 → 12/00	SP-1006	MD-9692	SP-2059	MS-6243	
Impreza II (00-07)						
1500 R, 77 KW	09/06 → 08/07	SP-1002	MD-9692	SP-2059	MS-6280	
1600, EJ16, 70 KW	12/00 → 12/05	SP-1002	MD-9692	SP-2059	MS-6280	
2000 GX, EJ20, 92KW	12/00 → 12/05	SP-1002	MD-9692	SP-2059	MS-6280	
2000 R, EJ20, 118 KW	11/05 → 08/07	SP-1002	MD-9692	SP-2059	MS-6280	
2000 WRX STi, EJ20T, 195KW	02/02 → 12/05	SP-1002	MD-9640	SP-2059	MS-6280	
2000 WRX STi, EJ20T, 235KW	07/02 → 12/05	SP-1002	MD-9640	SP-2059	MS-6280	
2000 WRX, EJ20T, 160KW	12/00 → 03/03	SP-1002	MD-9640	SP-2059	MS-6280	
2000 WRX, EJ20T, 165KW	02/03 → 12/05	SP-1002	MD-9640	SP-2059	MS-6280	
2500 WRX STi, EJ25, 206 KW	11/05 → 08/07	SP-1002	MD-9640	SP-2059	MS-6280	
2500 WRX, EJ25, 169 KW	11/05 → 08/07	SP-1002	MD-9640	SP-2059	MS-6280	
Impreza III (07-)						
1500 16V, 79 KW	09/07 →	SP-1002	MD-8230		MS-6409	
2000 16V, 110 KW	09/07 →	SP-1002	MD-8230		MS-6409	
2000 Diesel, 110 KW	10/08 → 01/00	SP-937	MD-8230	SP-969	MS-6409	
2500 STi, 294 KW	04/10 →	SP-1002	MD-8230		MS-6409	
2500 WRX STi, 221 KW	02/08 →	SP-1002	MD-8230		MS-6409	
2500, 169 KW	02/08 →	SP-1002	MD-8230		MS-6409	
Jesty (84-04)						
1000, 4WD EF10, 37 KW	05/87 → 12/94	SP-1002	MD-100	FF-019		
1000, 4WD EF10, 40 KW	11/84 → 12/90	SP-1002	MD-100	FF-019		
1000, EF10, 37 KW	05/87 → 12/94	SP-1002	MD-100	FF-019		
1000, EF10, 40 KW	11/84 → 06/89	SP-1002	MD-100	FF-019		
1200, 4WD EF12, 49 KW	05/87 → 09/95	SP-1002	MD-100	FF-019		
1200, EF12, 49 KW	05/87 → 10/95	SP-1002	MD-100	FF-019		
1200, EF12, 50 KW	10/86 → 12/90	SP-1002	MD-100	FF-019		
1200, EF12, 55 KW	10/90 → 10/95	SP-1002				
1300, GX 4WD, EF13, 50 KW	10/95 → 12/00	SP-1008	MD-9872			
	01/01 → 01/04	SP-1227	MD-9872			
1300, GX16V, G13B, 63 KW	01/01 → 01/04	SP-1002		SP-2018		
Jesty G3X (03-)						
1300 16V, 69 KW	12/03 →	SP-1227	MD-8142		MS-6359	
1300 Turbodiesel CR Z13DT 51Kw	12/03 →	MD-547 MD-537	MD-8476	MD-577	MS-6359	
Comments: UFI Housing use MD-547, Purflux housing use MD-537						
1500 16V, 73 KW	12/03 →	SP-1227	MD-8142		MS-6359	
Jesty IV (07-)						
1000 12V, 1KR-FE, 51 KW	09/07 →		MD-9682		MS-6378	
1300, 67 KW	03/08 →	SP-1227	MD-8142		MS-6378	
Legacy I (88-99)						
1600 BC	10/89 → 06/96	SP-1006	MD-9182			
1800i BC2 76KW	10/89 → 06/96	SP-1006	MD-9182	SP-2059		
2000i 85KW BC	05/90 → 06/96	SP-1006	MD-9640	SP-2059		
2000i Turbo 147KW BC	05/90 → 05/96	SP-1006	MD-9640	SP-2059		
2200i 100KW BC7	10/89 → 06/96	SP-1006	MD-9640	SP-2059		
2200i 94-100KW	10/89 → 09/97	SP-1006	MD-9640	SP-2059		
Legacy II (98-04)						
1800i BD/BG	06/96 → 09/97	SP-1006	MD-9640	SP-2059		
2000i 85KW BD	06/96 → 09/97	SP-1006	MD-9640	SP-2059		
	09/97 → 03/99	SP-1006	MD-9692	SP-2059		
2000i Turbo BD/BG	06/96 → 01/98	SP-1006	MD-9640	SP-2059		

		 OIL	 AIR	 FUEL	 CABIN	 OTHER
SUBARU						
Legacy II (98-04)						
2000i, (BE, BH), 92 KW	04/99 → 01/03	SP-1006	MD-9692	SP-1280		
2200i 94/96KW BD	09/97 → 01/99	SP-1006	MD-9692	SP-2059		
2500i BD/BG 110KW	06/96 → 08/97	SP-1006	MD-9640	SP-2059		
2500i, (BE, BH), 115 KW	10/98 → 01/03	SP-1006	MD-9692		MS-6240	
Legacy III (03-)						
2000 16V, EJ20, 120 KW	02/08 →	SP-1002	MD-8230		MS-6240	
2000 Diesel, 110 KW	02/08 →		MD-8230		MS-6188	
2000i, 16V EJ20, 101 KW	09/03 →	SP-1006	MD-8230	SP-1280	MS-6240	
2500i, 16V EJ25, 121 KW	09/03 →	SP-1006	MD-8230	SP-1280	MS-6240	
3000i, EZ30, 180 KW	09/03 →	SP-1006	MD-8230	SP-1280	MS-6240	
Legacy IV (09-)						
2000 D, 110 KW	09/09 →		MD-8230		MS-6368	
2000i, 110 KW	09/09 →	SP-1002	MD-8230		MS-6368	
2500 GT, 195 KW	07/10 →	SP-1002	MD-8230		MS-6368	
2500, 123 KW	09/09 →	SP-1002	MD-8230		MS-6368	
Leone 2WD						
1300/1600/1800	10/79 → 07/82	SP-932	MD-178	FF-019		
	08/81 → 07/84	SP-932	MD-178			
	08/84 →	SP-929	MD-178	FF-005		
Leone 4WD						
1600 AM3	10/80 → 07/82	SP-932	MD-178	FF-019		
	08/81 → 07/84	SP-932	MD-178			
1600 AN3	08/84 →	SP-929	MD-178	FF-005		
1800 66KW	08/84 → 07/90	SP-929	MD-178	FF-005		
1800 AB/AF/AJ/AM5	10/80 → 07/82	SP-932	MD-178	FF-019		
	08/81 → 07/84	SP-932	MD-178			
1800i 70-77KW	08/84 → 07/90	SP-929	MD-9642	SP-2026		
1800i 96-100KW Turbo	08/84 → 07/90	SP-929	MD-9642	SP-2026		
Mini Bus						
1000 E10	10/82 → 12/89	SP-1002				
1200 E12	10/82 → 09/93	SP-1002				
1200i E12	10/93 →	SP-1002				
Mini Jumbo						
700 M60	01/82 → 10/86	SP-934	MD-100	FF-003		
700 M70	11/86 → 12/89	SP-1002	MD-9904	FF-003		
800 M80	01/90 →	SP-1002	MD-9904	FF-003		
Outback I (00-04)						
2500i 16V 110KW	06/96 → 12/97	SP-1006	MD-9692	SP-2059		
2500i 16V,(BE, BH), 110 KW	10/00 →	SP-1006	MD-9692	SP-1280		
3000i H6 16V,(BE, BH), 154 KW	10/00 →	SP-934	MD-9692	SP-1280		
Outback II (04-)						
2000 Diesel, 110 KW	02/08 →		MD-8230		MS-6188	
2500i , 121 KW	01/04 →	SP-1006	MD-9692	SP-1280	MS-6280	
3000i ,180 KW	01/04 →	SP-934	MD-9692	SP-1280	MS-6280	
Outback III (09-)						
2000 D, 110 KW	09/09 →		MD-8230		MS-6368	
2500i, 123 KW	09/09 →	SP-1002	MD-8230		MS-6368	
3600 R, 191 KW	09/09 →	SP-934	MD-8230		MS-6368	
SVX (92-97)						
3300i CXD 162/169KW	01/91 →	SP-934	MD-9640	SP-2059		
Traviq (01-)						
2200 16V,Eng:Z22SE,106KW	08/01 →	MD-463				
Trezia (11-)						
1300i, 73 Kw	03/11 →		MD-9592		MS-6368	
1400 D, 66Kw	03/11 →		MD-8560	SP-1080	MS-6368	
Tribeca B9 (06-)						
3000 24V, 180 KW	11/06 →	SP-934	MD-8230		MS-6240	
3500 V6, 190 KW	09/07 →	SP-934	MD-8230		MS-6240	

SUBARU

Vivio (92-95)

660 KK3/W3	12/92 →	SP-1002	MD-9084	FF-011		
660i KK3/W3	12/92 →	SP-1002	MD-9686	SP-2126		

XT (84-91)

1800 Ti, EA82T, 100 KW	08/84 → 12/87	SP-929	MD-9642	SP-2026		
1800 Ti, EA82T, 88 KW	05/85 → 11/91	SP-929	MD-9642	SP-2026		
1800 Ti, EA82T, 96 KW	01/88 → 12/91	SP-929	MD-9642	SP-2026		

XV (12-)

1600i, 84 KW	03/12 →		MD-8230		MS-6409	
2000D, 108 KW	03/12 →		MD-8230		MS-6409	
2000i, 110 KW	03/12 →		MD-8230		MS-6409	

SUZUKI

800 (91-)

800 26 KW	01/91 →	SP-917	MD-9378			
-----------	---------	--------	---------	--	--	--

Aerio

1100	11/01 →		MD-8140			
1300	01/01 →		MD-8140			
1500i Eng:M15A	01/01 →	SP-1087	MD-9608			

Alto (82-)

1000 K10B 50KW	03/09 →	SP-1008	MD-8474		MS-6396	
1000, Eng: G10B	01/94 → 01/98	SP-994	MD-378	SP-2127		
1000, Eng: G10B, 39 KW	01/98 →	SP-994	MD-9684	SP-2127		
1000, Eng: G10BB, 43 KW	01/00 →	SP-1008	MD-9684	SP-2127		
1100, 46 KW	06/02 →	SP-1008				
550 SS40	08/81 → 12/85	SP-917	MD-378			
660 2WD/4WD,Eng:F6A,Mod:CR22S	09/91 → 11/94	SP-1008	MD-8008			
660 4WD,Eng:F6A,Mod:CM22S	09/91 → 11/94	SP-1008	MD-8048			
660 4WD,Eng:F6A,Mod:HB11S	11/94 → 11/95	SP-1008	MD-8048			
660 4WD,Eng:F6A,Mod:HB11S(3)	11/95 → 10/98	SP-1008	MD-8048			
660 4WD,Eng:F6A,Mod:HB11S(5)	11/95 → 10/98	SP-1008	MD-8048			
660 EPI	10/98 →	SP-1008	MD-9618			
660,4WD,Eng:HC11V	08/97 →	SP-1008	MD-8048			
660,Eng:F6A,Mod:CL22V	09/91 → 11/94	SP-1008	MD-8048			
660,Eng:F6A,Mod:HA11S	11/94 → 11/95	SP-1008	MD-8048			
	04/97 → 10/98	SP-1008	MD-8048			
	11/95 → 10/98	SP-1008	MD-8048			
660,Eng:F6A,Mod:HC11V	11/94 → 11/95	SP-1008	MD-8048			
	08/97 → 10/98	SP-1008	MD-8048			
660,HA23V	02/05 → 11/95	SP-1008	MD-8394			
800 SB308	01/92 → 12/94	SP-1008	MD-378			
	12/94 →	SP-1008	MD-9680			
	01/86 → 12/92	SP-917	MD-378			
800 SS80	08/81 → 12/85	SP-917	MD-378	FF-020		

Baleno (95-)

1300i 52/63KW	02/95 →	SP-1008	MD-9974	SP-2098		
1600i 72KW	02/95 →	SP-1008	MD-9974	SP-2098		
1800i 16V 85KW	03/97 →	SP-1227	MD-9974	SP-2098		
1800i 89KW	09/94 →	SP-1008	MD-9974	SP-2098		
1900TD 55KW	02/98 →	SP-943	MD-9974	MD-093		

Cappuccino

660 Turbo	10/91 →	SP-1008	MD-9684	SP-2133		
	05/95 →	SP-1008	MD-9684	SP-2133		

Cappucino

700 Turbo SX306	08/93 →	SP-1008	MD-9684			
-----------------	---------	---------	---------	--	--	--

Carry

1000 30/31KW	09/92 →	SP-1008	MD-380	SP-2063		
1000 33KW SK410	01/86 →	SP-917	MD-380	SP-2063		
1300,Mod:DA52T,Eng:F6A,2WD	01/99 →	SP-1008	MD-9612			

SUZUKI

Carry

1300, Mod: DA52T, Eng: F6A-T, 2WD	01/99 →	SP-1008	MD-9612			
1300, Mod: DA62T, Eng: K6A, 2WD	09/01 →	SP-1008	MD-9612			
1300, Mod: DA62T, Eng: K6A, 4WD	09/01 →	SP-1008	MD-9612			
1300, Mod: DB52T, Eng: F6A, 4WD	01/99 →	SP-1008	MD-9612			
1300, Mod: DB52T, Eng: F6A-T, 4WD	01/99 →	SP-1008	MD-9612			
800 SK408	01/86 →	SP-917	MD-380	SP-2063		
800 ST80	01/79 → 07/82	SP-917	MD-380	FF-020		
800 ST90	04/80 → 12/85	SP-917	MD-380	FF-020		

Cervo

660 4WD, Eng: F6A, Mod: CN22S	08/96 →	SP-1008	MD-8048			
660 4WD, Eng: F6A, Mod: CP22S	09/91 → 10/95	SP-1008	MD-8048			
	10/95 → 10/98	SP-1008	MD-8048			
660, Eng: F6A, Mod: CN22S	09/91 → 10/95	SP-1008	MD-8048			
	10/95 → 10/98	SP-1008	MD-8048			

Every

1300, Mod: DA52T, Eng: F6A, 2WD	01/99 →	SP-1008	MD-9612			
1300, Mod: DA52V, Eng: F6A-T, 2WD	12/98 →	SP-1008	MD-9612			
1300, Mod: DA52W, Eng: F6A-T, 4WD	06/99 →	SP-1008	MD-9612			

Every Landy

1300, Mod: DA32W, Eng: G13B, 2/4WD	05/01 →	SP-1008	MD-9612			
------------------------------------	---------	---------	---------	--	--	--

Grand Vitara (98-05)

1600i 69/78 KW	03/98 →	SP-1087	MD-9994	SP-2141	MS-6315	
2000HDI, Peugeot, 80 KW	02/00 →	SP-943	MD-9994	MD-393 MD-493	MS-6315	
Comments: MD-393: BOSCH inj system, MD-493: Siemens inj system						
2000i GT, 94 KW	03/98 → 12/00	SP-1087	MD-9994	SP-2146	MS-6315	
2000TD 64KW	03/98 → 08/01	SP-1009	MD-9994	SP-970	MS-6315	
2500i V6 24V, H25A DOHC, 106 KW	04/98 → 09/05	SP-951	MD-9994	SP-2146	MS-6315	
2700i V6, H27A, 125 KW	01/00 → 12/03	SP-951	MD-9994	SP-2146	MS-6315	

Grand Vitara New (05-)

1600, M16A, 78 KW	10/05 →	SP-1227	MD-8188		MS-6372	
1900 DDiD	03/06 →	SP-1321	MD-8188	MD-397	MS-6372	
2000, J20A, 103 KW	10/05 →	SP-1227	MD-8188		MS-6372	
2400, 124 KW	10/08 →	SP-1227			MS-6372	
3200 V6, 171 KW	10/08 →				MS-6372	

Ignis I (00-04)

1300, 61 KW	10/00 → 01/04	SP-1227	MD-9724 MD-8142			
-------------	---------------	---------	--------------------	--	--	--

Comments: MD-8142: Country of manufactured Japan

Ignis II (03-)

1300 DDiS, Z13DT, 51 KW	09/03 →	MD-537 MD-547	MD-8476	MD-577	MS-6359	
1300 VVT, M13A, 69 KW	12/03 →	SP-1227	MD-9724		MS-6359	
1500 Sport VVTi, M15 A, 80 KW	12/03 →	SP-1227	MD-8142		MS-6359	
1500, M15A, 73 KW	12/03 →	SP-1227	MD-8142		MS-6359	

Jimny (98-)








1300, Mod: JB23W, Eng: K6A, 4WD	10/98 → 10/99	SP-1227	MD-9612	SP-2063	MS-6318	
1300, Mod: JB23W, Eng: K6A-T, 2WD	04/00 →	SP-1227	MD-9612	SP-2063	MS-6318	
1300, Mod: JB23W, Eng: K6A-T, 4WD	10/99 → 04/00	SP-1227	MD-9612	SP-2063	MS-6318	
1300, Mod: JB33W, 16V, 4WD, 59KW, Eng: G13B	01/98 →	SP-1227	MD-9720	SP-2063	MS-6318	
1300, Mod: JB43W, 2WD, 60KW, Eng: M13A	04/00 →	SP-1227	MD-9720	SP-2063	MS-6318	
1500 DDiS, 48 KW	12/03 →	SP-1039	MD-8392	FF-057 FF-060	MS-6318	

Kizashi (10-)

2400, A6B424, 131 KW	09/10 →	SP-1227	MD-8592			
----------------------	---------	---------	---------	--	--	--

Liana (01-)

1300i, M13A, 66 KW	06/01 → 11/02	SP-1227	MD-8140			
1400 DDiS, 8HY, 66 KW	06/04 →	MD-509	MD-8038	FF-064		
1600 16V, M16A, 76 KW	06/01 → 11/02	SP-1227				

		 OIL	 AIR	 FUEL	 CABIN	 OTHER
SUZUKI						
Liana (01-)						
1600 16V, M16A, 78 KW	04/02 → 11/02	SP-1227				
LJ80 4WD						
800 LJ80	01/79 →	SP-951	MD-386	FF-020		
Samurai						
1000 SJ410 33KW	01/88 →	SP-951	MD-380	FF-020		
1300 SJ416 47KW	01/88 → 01/95	SP-951	MD-080	FF-020		
1300i 51KW	01/95 →	SP-1008	MD-080	SP-2063		
	01/95 →	SP-1004	MD-080	SP-2063		
1300i SJ416 44/47KW	01/88 → 01/95	SP-951	MD-080	SP-2063		
1900 TD ST, (Renault Eng.)	09/01 →	SP-1039	MD-9786	MD-395		
1900TDiesel 46KW	09/99 →	SP-943	MD-9874	SP-1246		
SC100 6X						
1000	01/79 → 12/84	SP-917	MD-380	FF-020		
SJ410 4WD						
1000 SJ40	09/81 → 09/85	SP-951	MD-380	FF-020		
SJ413 4WD						
1300 SJ50/SJ70	10/84 → 05/88	SP-951	MD-080	FF-020		
Splash (08-)						
1000 48 KW	05/08 →	SP-1008	MD-8394		MS-6418	
1000 VVT, 50 KW	09/11 →	SP-1008			MS-6418	
1200 63 KW	05/08 →	SP-1008	MD-8394		MS-6418	
1200 VVT	09/10 →	SP-1008	MD-8578		MS-6418	
1300 DDiS	00/08 →	MD-547	MD-8322	MD-577	MS-6418	
Swift I (83-89)						
1000 AA41	01/84 → 07/86	SP-917	MD-584	FF-022		
1000 AA43	08/85 → 12/88	SP-917	MD-584	FF-022		
1300 AA51/AA53	09/84 → 12/88	SP-917	MD-584	FF-022		
1300i AA33/AB33	06/86 → 10/86	SP-917	MD-9158	SP-2017		
	10/86 → 09/88	SP-917	MD-9898	SP-2017		
Swift II (89-05)						
1000 AA44	01/89 → 12/90	SP-917	MD-9896	FF-028		
1000i AA44	01/89 → 04/94	SP-917	MD-9872	SP-2018		
	05/94 → 12/00	SP-1008	MD-9872	SP-2018		
1300 AA35	01/89 → 12/90	SP-917	MD-9896	FF-028		
1300i AA34 (GTI)	01/89 → 09/96	SP-917	MD-9870	SP-2018		
1300i AA35/AB35/AH35	01/89 → 04/94	SP-917	MD-9872	SP-2018		
	05/94 → 12/00	SP-1008	MD-9872	SP-2018		
1300i AF35 (4WD)	10/89 → 12/90	SP-917	MD-9872			
1300i AK35(CABRIO)	09/90 → 12/00	SP-917	MD-9872	SP-2018		
1600i AJ14 2WD	09/89 → 09/96	SP-917	MD-9918	SP-2018		
1600i AJ14 4WD	03/90 → 04/94	SP-917	MD-9918			
	05/94 → 09/96	SP-1008	MD-9918			
Swift III (05-)						
1300 DDiS, Z13DT/D13A, 55 KW	09/03 →	MD-637	MD-8322	MD-577	MS-6273	
Comments: MD-637: Engine code D13A						
	09/03 →	MD-547	MD-8322	MD-577	MS-6273	
Comments: MD-547: Engine code Z13DT, UFI housing						
	09/03 →	MD-537	MD-8322	MD-577	MS-6273	
Comments: MD-537: Engine code Z13DT, Purflux housing						
1300 SG, 68 KW	05/05 → 08/10	SP-1227	MD-8152		MS-6273	
1500 SG, M15A, 75 KW	05/05 →	SP-1227	MD-8152		MS-6273	
1600 16V, M16A, 92 KW	01/07 → 08/10	SP-1227			MS-6273	
Swift IV (10-)						
1200, K12B, 66 KW	09/10 →	SP-1006	MD-8578		MS-6273	
1200, K12B, 69 KW	09/10 →	SP-1006	MD-8578		MS-6273	

SUZUKI

Swift IV (10-)

1300 DDiS, 55 KW Comments: MD-637: Engine code D13A	10/10 →	MD-637	MD-8322		MS-6273	
	10/10 →	MD-547	MD-8322		MS-6273	
Comments: MD-547: Engine code Z13DT, UFI housing	10/10 →	MD-537	MD-8322		MS-6273	
Comments: MD-537: Engine code Z13DT, Purflux housing	01/12 →	SP-1227		MD-577	MS-6273	

SX4 (06-)

1500 VVT, 82 Kw Comments: For Japan Made use MS-6392	07/10 →	SP-1227	MD-8324		MS-6273 MS-6392	
1500,73 KW Comments: For Japan Made use MS-6392	06/06 →	SP-1227	MD-8324	SP-2127	MS-6273 MS-6392	
1600 16V, 79 Kw Comments: For Japan Made use MS-6392	05/06 → 08/09	SP-1227	MD-8324		MS-6273 MS-6392	
1600 16V, 88 Kw Comments: For Japan Made use MS-6392	09/09 →	SP-1227	MD-8572		MS-6273 MS-6392	
1600 DDiS, 66 Kw Comments: For Japan Made use MS-6392	05/07 →	MD-509	MD-8038	FF-065	MS-6273 MS-6392	
1900 DD1S, 88KW Comments: For Japan Made use MS-6392	05/06 → 01/00	MD-515	MD-8344	MD-577	MS-6273 MS-6392	
Comments: For Japan Made use MS-6392	05/06 → 01/00	MD-637	MD-8344	MD-577	MS-6273 MS-6392	
Comments: UFI Housing/ For Japan Made use MS-6392	09/09 →	MD-637	MD-8552	MD-577	MS-6273 MS-6392	

Vitara (88-)

1600 SE416 55KW	09/88 → 03/99	SP-951	MD-9876	FF-033		
1600i SE416 8V 59KW	09/88 → 01/95	SP-951	MD-9874	SP-2062		
	01/95 → 03/99	SP-1087	MD-9662	SP-2062		
1600i SE416 16V 71KW	09/90 → 01/95	SP-951	MD-9926	SP-2062		
	01/95 → 03/99	SP-1087	MD-9662	SP-2062		
1900D 50/55KW	01/95 → 03/99	SP-943	MD-9994	MD-093		
1900Diesel	08/96 → 03/98	SP-943	MD-9994	SP-1246		
2000 HDi (Eng: Peugeot)	09/01 →	SP-943	MD-9994	MD-393		
2000i 97KW 16V	12/96 → 03/99	SP-1087	MD-9994	SP-2062		
2000i 100KW V6 24V	01/95 → 03/99	SP-951	MD-9994	SP-2062		
2000TD 52KW	11/94 → 03/99	SP-1009	MD-9994	SP-970		
2000TDI 64KW	02/96 → 03/99	SP-1009	MD-9994	SP-970		
2500i 118KW V6	11/94 →	SP-951	MD-9994	SP-2062		

Wagon R (98-)

1000, 39 KW	07/03 → 08/05	SP-1227	MD-9726		MS-6187	
1000, 44 KW	06/04 →	SP-1227	MD-9726		MS-6187	
1000i, 48 KW	02/98 → 06/00	SP-1008				
1200 16V, Z12XEP, 59 KW Comments: MD-619: From eng. no. 19MA9235	07/04 →	MD-619	MD-9726		MS-6187	
Comments: MD-349: Up to eng. no. 19MA9234	07/04 →	MD-349	MD-9726		MS-6187	
1200i, 51 KW	02/98 → 06/00	SP-1008				
1300 DDiS, 51 KW	09/03 →	MD-537	MD-8476	MD-547	MS-6187	
1300 VVT, M13A, 69 KW	11/03 →	SP-1227	MD-8142		MS-6187	
1300i, 56KW	05/00 →	SP-1227	MD-9724			

X-90 (95-)

1600i 16V	09/94 →	SP-1008	MD-9662	SP-2062		
-----------	---------	---------	---------	---------	--	--

TALBOT

TALBOT

1000

LS/GL/GLS/S	01/67 →	SP-833	MD-262	FF-010		
Rallye 1	01/71 →	SP-833	MD-262	FF-010		
Rallye 2	01/72 →	SP-833				

1005/1006

	→	SP-833	MD-262			
--	---	--------	--------	--	--	--

1100

LS/GLS/GLX	→	SP-833	MD-092	FF-010		
Spezial	→ 08/71	SP-833	MD-262	FF-010		
TI Spezial	09/71 → 06/75	SP-833	MD-092	FF-010		
	07/75 →	SP-833	MD-5002	FF-010		

1200S Coupe

	→	SP-833				
--	---	--------	--	--	--	--

1307/1308/13090

	→	SP-833	MD-5002	FF-010		
--	---	--------	---------	--------	--	--

Bagheera

1300	→	SP-833	MD-5002	FF-010		
1500	→	SP-833	MD-5002	FF-010		

Chrysler

160/180/2L	→	SP-857	MD-296	FF-009		
------------	---	--------	--------	--------	--	--

Horizon

1100	01/79 →	SP-833	MD-092	FF-010		
1300	01/80 →	SP-833	MD-5002	FF-010		
1500	02/77 → 09/85	SP-833	MD-5002	FF-010		
1600 1 Vergaser/Carburator	07/82 → 06/86	SP-833	MD-5002	FF-010		
1600 2 Vergaser/Carburator	07/82 → 06/86	SP-833	MD-9018	FF-010		
1900D BOSCH	07/82 → 06/86	SP-943	MD-572			
CAV	→	SP-943	MD-572	MD-093		

Murena

1500	01/78 → 01/79	SP-833	MD-5002	FF-010		
1600	01/78 → 05/80	SP-833	MD-5002	FF-010		
	06/80 →	SP-833				
2200	→	SP-857	MD-5002	FF-009		

Rancho

1400	→ 01/84	SP-833	MD-5002	FF-010		
------	---------	--------	---------	--------	--	--

Samba

1000	01/80 →	SP-888	MD-5004	FF-010		
1100	01/80 →	SP-888	MD-5004	FF-010		
1400	01/80 →	SP-888	MD-5004	FF-010		

Samba Rallye

	→	SP-888	MD-5002			
--	---	--------	---------	--	--	--

Solara

1300	→	SP-833	MD-5002	FF-010		
1400	→	SP-833	MD-5002	FF-010		
1600 1 Vergaser/Carburator	01/79 → 12/85	SP-833	MD-5002	FF-010		
1600 2 Vergaser/Carurator	01/79 → 12/85	SP-833	MD-9018	FF-009		

Sunbeam

1000/1300/1600	01/77 →	SP-892	MD-322	FF-009		
1600TI	01/79 →	SP-892	MD-9018	FF-009		

Tagora

2200	02/80 → 12/82	SP-857	MD-5002	FF-009		
2300TD	07/82 → 12/82	SP-953				
2600 SX	02/80 → 12/82	SP-888		FF-009		

TOYOTA

4 - Runner (90-)

2400i 97KW	09/89 → 09/96	SP-994	MD-9938			
2400TD 66KW	09/89 → 09/96	SP-993	MD-9802	SP-969		
2700i 112KW	11/95 →	SP-994	MD-9938			

TOYOTA

4 - Runner (90-)

3000i V6 105KW N13	09/89 → 09/96	SP-994	MD-9828	SP-2076		
3000i V6 105KW N13 some/teilweise	09/89 → 09/96	SP-994	MD-9828	SP-2079		
3000TD 92KW N13	09/89 → 09/96	SP-993	MD-9554	SP-969		

Alphard I (03-08)

2400, 2AZ-FE/2AZ-FXE, 117 KW	09/03 → 09/08		MD-8058			
3000 V6, 1MZ-FE, 162 KW	09/03 → 03/08		MD-8058			

Alphard II (08-)

2400, 2AZ-FE, 125 KW	04/08 →				MS-6368	
3500, 2GR-FE, 206 KW	04/08 →		MD-8294		MS-6368	

Auris (07-)

1330 VVT, 79 KW	05/09 →		MD-8226		MS-6368	
1400 16V, 4ZZ-FE, 71 KW	02/07 →	SP-991	MD-8226		MS-6368	
1400 D4-D, 1ND-TV, 66 KW	02/07 →	SP-994	MD-8356	SP-1320	MS-6368	
1600 16V VVTi, 1ZR-FE, 91 KW	02/07 →	SP-991	MD-8226		MS-6368	
1600, 97 KW	05/09 →		MD-8226		MS-6368	
1800 16V, 108 KW	02/09 →		MD-8226		MS-6368	
1800 Hybrid, 73 KW	09/10 →	MD-675			MS-6368	
2000 D4-D, 1AD-FTV, 93KW	02/07 →	MD-583	MD-8356	SP-1320	MS-6368	
2200 D4-D, 130KW	02/07 →	MD-583	MD-8356		MS-6368	

Avenis I (97-)

1600i 16V	01/98 →	SP-991	MD-9306	SP-2069	MS-6246	
1800i 16V	01/98 →	SP-991	MD-9306	SP-2069	MS-6246	
1800i 16V, 95 KW	10/00 →	SP-991	MD-9306	SP-2148	MS-6240	
2000 D-4D Turbodiesel	04/00 →	SP-993	MD-9760	SP-1080	MS-6240	
2000i 16V	01/98 →	SP-991	MD-9306	SP-2069	MS-6246	
2000i 16V 110KW	10/00 →	SP-1227	MD-9306	SP-2164 SP-2165	MS-6240	
2000TD 66KW	01/98 →	SP-1086	MD-9380	SP-1080	MS-6246	

Avenis II (03-)

1600 16V, 3ZZ-FE, 81 KW	04/03 →	SP-991	MD-9306	SP-2148	MS-6267 MS-6267C	
1800 16V, 1ZZ-FE, 95 KW	03/03 →	SP-991	MD-9630	SP-2148	MS-6267 MS-6267C	
2000 16V, 108KW	03/03 →	SP-1227	MD-9630	FF-040	MS-6267 MS-6267C	
2000 D-4D 16V 81KW	03/03 →	SP-1086	MD-8134	SP-1080	MS-6267 MS-6267C	
2000 D-4D 16V 85KW	04/03 →	SP-1086	MD-8134	SP-1080	MS-6267 MS-6267C	
2000 D-4D(T25), 110 KW	09/06 →	SP-1086	MD-8198	SP-1080	MS-6267 MS-6267C	
2200 D-4D,16V,110 KW	10/05 →	SP-1086	MD-8134	SP-1080	MS-6267 MS-6267C	
2200 D-CAT(T25), 130 KW	06/05 →	SP-1087 MD-583	MD-8198	SP-1080	MS-6267 MS-6267C	
2400 16V, 120KW	10/03 →	SP-1227	MD-9630		MS-6267 MS-6267C	

Avenis III (09-)

1600 16V, 1ZR-FAE, 97Kw	01/09 →	MD-675	MD-8226		MS-6368	
1800 16V, 2ZR-FAE, 108 KW	01/09 →	MD-675	MD-8226		MS-6368	
2000 16V, 3ZR-FAE, 108 KW	01/09 →	MD-675	MD-8226		MS-6368	
2000 D-4D, 1AD-FTV, 93 KW	01/09 →	MD-583	MD-8356	SP-1080	MS-6368	
2200 D-4D, 2AD-FHV, 2AD-FTY, 110KW	01/09 →	MD-583	MD-8356	SP-1080	MS-6368	
2200 D-CAT, 2AD-FHV, 130 KW	01/09 →	MD-583		SP-1080	MS-6368	

Avenis Verso (01-)

2000 16V, 1AZ-FE/FSE, 110 KW	08/01 →		MD-9630		MS-6240	
Comments: MD-9630: Engine code 1AZ-FE						
	08/01 →		MD-9306		MS-6240	
Comments: MD-9306: Engine code 1AZ-FSE						

TOYOTA

Avensis Verso (01-)

2000 D-4D Turbodiesel, 1CD-FTV, 85KW	08/01 →	SP-1086	MD-9212	SP-1080	MS-6240	
--------------------------------------	---------	---------	---------	---------	---------	--

Aygo (05-)

1000, 1KR-FE, 50 KW	07/05 →	SP-991	MD-9682		MS-6313	
1400 HDi, DV4TED, 40 KW	03/06 →	MD-509	MD-9756 MD-8486	FF-058	MS-6313	

Comments: For dusty environment use MD-9756

Cami

1300i Eng: K3VET	05/00 →		MD-9604			
1300i Eng:K3-VE	05/00 →		MD-9604			

Camry (83-)

1800i SV20	10/85 → 12/89	SP-926	MD-046	FF-011		
1800TD	01/86 →	SP-836	MD-9144	SP-969		
1800TD CV10	08/82 → 09/85	SP-836	MD-9212	SP-969		
2000i SV11	09/84 → 09/85	SP-926	MD-9140	SP-2073		
2000i SV21 8V	10/85 → 12/89	SP-991	MD-9140	SP-2073		
2000i SV21 16V	10/85 → 12/89	SP-991	MD-9140	SP-2069		
2000i SV25 16V 4WD	09/86 → 12/89	SP-991	MD-9140	SP-2069		
2000i ZV30/ZV31	01/90 → 09/96	SP-994	MD-9212			
2000TD CV11	08/85 → 09/85	SP-836	MD-9212	SP-969		
2000TD CV20	10/85 → 12/89	SP-992	MD-9212	SP-969		
2000TD CV30	01/90 → 09/96	SP-992	MD-9212	SP-969		
2200i MCV20/SXV20	10/96 →	SP-991	MD-9936			
2200i SXV10	11/90 → 09/96	SP-991	MD-9936	SP-2048		
2500i VZV21	02/88 → 06/90	SP-994	MD-9212	SP-2069		
3.5 VVTi	01/06 →	MD-643	MD-8294	FF-039	MS-6383	
3000i MCV20/SXV20	10/96 →	SP-994	MD-9936	SP-2163		
3000i VCV10	11/90 → 09/96	SP-994	MD-9936	SP-2048		

Camry Gracia

2200 DOHC,En:5S-FE,Mod:SXV20	08/98 →	SP-991	MD-9936			
2500EFI,En:2MZ-EF,Mod:MCV21	01/96 → 07/98	SP-994	MD-9936			
2500EFI,En2MZ-FE,Mod:MCV21	08/98 →	SP-994	MD-9936			

Camry/Vista








1800EFI,En:1ZZ-FE	06/98 →	SP-991	MD-9212			
1800EFI,En:4S-FE,Mod:SV40	06/94 →	SP-991	MD-9212			
2000D-4D,En:3SFSE	06/98 →	SP-991	MD-9212			
2000EFI V6,En:1VZ-FE,Mod:VZV31	07/90 → 07/92	SP-991	MD-9212			
2000EFI,En:3S-FE	07/90 → 07/94	SP-991	MD-9212			
2000TD,En:2C-T,Mod:CV30	07/90 → 06/94	SP-992		SP-969		
2200TD,En:3C-T,Mod:CV40	07/94 → 07/98	SP-1086		SP-969		

Carina E (92-97)

1600i AT190	03/92 → 10/93	SP-991	MD-9212	SP-2065	MS-6246	
	05/96 →	SP-991	MD-9306	SP-2065	MS-6246	
1600i AT190 (Made in Japan)	11/93 → 04/96	SP-991	MD-9212	SP-2065	MS-6246	
1600i AT190 (Made in UK)	11/93 → 04/96	SP-991	MD-9306	SP-2065	MS-6246	
1800i AT191	03/92 → 10/93	SP-991	MD-9212	SP-2065	MS-6246	
	05/96 →	SP-991	MD-9306	SP-2065	MS-6246	
1800i AT191(Made in Japan)	11/93 → 04/96	SP-991	MD-9212	SP-2065	MS-6246	
1800i AT191(Made in UK)	11/93 → 04/96	SP-991	MD-9306	SP-2065	MS-6246	
2000D CT190 54KW	07/92 → 12/94	SP-992	MD-9212	SP-969	MS-6246	
	01/96 →	SP-992	MD-9380	SP-969	MS-6246	
2000i ST190 90/98KW	03/92 → 10/93	SP-991	MD-9212	SP-2053	MS-6246	
	05/96 →	SP-991	MD-9306	SP-2053	MS-6246	
2000i ST190 90/98KW (Made in Japan)	11/93 → 04/96	SP-991	MD-9212	SP-2053	MS-6246	
2000i ST190 90/98KW (Made in UK)	11/93 → 04/96	SP-991	MD-9306	SP-2053	MS-6246	
2000i ST191 116KW	03/92 → 10/93	SP-991	MD-9212	SP-2032	MS-6246	
	05/96 →	SP-991	MD-9306	SP-2032	MS-6246	
2000i ST191 116KW (Made in Japan)	11/93 → 04/96	SP-991	MD-9212	SP-2032	MS-6246	
2000i ST191 116KW (Made in UK)	11/93 → 04/96	SP-991	MD-9306	SP-2032	MS-6246	

TOYOTA

Carina E (92-97)						
2000i ST191 129KW	03/92 → 10/93	SP-991	MD-9212		MS-6246	
	05/96 →	SP-991	MD-9306		MS-6246	
2000i ST191 129KW (Made in Japan)	11/93 → 04/96	SP-991	MD-9212		MS-6246	
2000i ST191 129KW (Made in UK)	11/93 → 04/96	SP-991	MD-9306		MS-6246	
2000TD CT190 54KW	03/92 → 12/94	SP-992	MD-9380	SP-969	MS-6246	
	01/96 → 10/97	SP-1086	MD-9380	SP-1080	MS-6246	
2000TD CT190 61KW	01/96 →	SP-1086	MD-9380	SP-1080	MS-6246	
Carina I TA (73-83)						
1600 TA12/4 1Vergaser	04/69 → 07/77	SP-836	MD-046	FF-003		
1600 TA40/60 1Vergaser	08/77 → 09/82	SP-836	MD-046	FF-004		
1600 TA40/60 DOHC	09/77 → 09/82	SP-836	MD-048			
1800 TA4/TA6	08/77 → 09/82	SP-836	MD-046			
1800D CA60	01/82 → 09/82	SP-836	MD-9212	SP-969		
Carina II (82-93)						
1600 AT151	10/82 → 12/86	SP-926	MD-424	FF-011		
1600 AT171	12/86 → 06/92	SP-991	MD-9832			
1600i AT171	03/00 → 10/89	SP-991	MD-9146	SP-2071		
	11/89 → 06/92	SP-991	MD-9212	SP-2071		
1800i ST150	08/84 → 07/86	SP-926	MD-9140	SP-2072		
	08/86 → 10/89	SP-991	MD-9140	SP-2072		
1800i ST171	12/86 → 06/92	SP-991	MD-9212	SP-2071		
2000D CT150	10/82 → 12/86	SP-836	MD-9212	SP-969		
2000D CT170	12/86 → 06/92	SP-992	MD-9212	SP-969		
2000i ST171	12/86 → 06/92	SP-991	MD-9212	SP-2071		
2000i ST171some/teilweise	12/86 → 06/92	SP-991	MD-9140	SP-2071		
Celica (73-05)						
1600 AT160 63KW	08/85 → 02/90	SP-991	MD-424	FF-011		
1600i AT160 91KW	08/85 → 02/90	SP-991	MD-9140	SP-2072		
1600i AT180	03/90 → 02/94	SP-991	MD-9146	SP-2065		
1800i AT180	03/90 → 02/94	SP-991	MD-9146	SP-2065		
1800i AT200 85KW	11/93 → 12/99	SP-991	MD-9936	SP-2065		
2000i ST 185 Turbo	08/89 → 02/94	SP-991	MD-9212	SP-2032		
2000i ST162	08/85 → 09/86	SP-926	MD-9212	SP-2072		
	10/86 → 03/90	SP-991	MD-9212	SP-2072		
2000i ST165 Turbo	10/86 → 02/90	SP-994	MD-9212	SP-2070		
2000i ST182 115KW	08/89 → 02/94	SP-991	MD-9212	SP-2032		
2000i ST202 129KW	03/94 →	SP-991	MD-9936	SP-2089		
2000i Turbo ST204/ST205 178KW	07/94 →	SP-994	MD-9936	SP-2089		
Celica RA						
2000 RA2 1 Vergaser	10/75 → 07/77	SP-894	MD-188	FF-004		
2000 RA40 1 Vergaser	08/77 → 07/80	SP-894	MD-188	FF-004		
2000 RA40 2 Vergaser	08/77 → 07/80	SP-894	MD-048	FF-004		
2000 RA61	01/80 → 08/82	SP-920	MD-212	FF-004		
	08/82 → 07/84	SP-920	MD-212	FF-019		
2000 RA63	01/80 → 07/84	SP-894	MD-048	FF-004		
Celica TA						
1600 1 Vergaser	04/69 → 07/84	SP-836	MD-046	FF-004		
1600 DOHC 2 Vergaser	08/72 → 07/80	SP-836	MD-048	FF-004		
Chaser/Mark II/Cresta						
1800EFI,4S-FE,SX100	04/97 → 07/98	SP-994	MD-9652			
1800EFI,4S-FE,SX90	10/92 →	SP-994	MD-9652			
2000D,3Y-E,YX78V	02/93 → 09/95	SP-894	MD-9828	SP-2031		
2000EFI Twin Turbo,1G-GTE,GX81	08/88 → 08/90	SP-994	MD-9828			
2000EFI,1G-FE,GX100	09/96 →	SP-994				
	08/98 →	SP-994				
2000EFI,3Y-E,YX78V	09/95 →	SP-894	MD-9828	SP-2031		
2400D,2L,LX80Y	08/88 → 02/93	SP-993		SP-969		
2400EFI TD,2L TE,LX90	09/95 → 07/98	SP-993	MD-9656	SP-969		
2400TD,2L-TE,LZ100	08/98 →	SP-993	MD-9656	SP-1080		

		 OIL	 AIR	 FUEL	 CABIN	 OTHER
TOYOTA						
Chaser/Mark II/Cresta						
2500EFI 4WD,1JZ-GE,JZX93	10/92 → 09/96	SP-994	MD-9652			
2500EFI Twin Turbo,1JZ-GTE,JZX90	10/92 → 09/96	SP-994	MD-9652			
2500EFI,1JZ-GE,JZX90	10/92 → 09/96	SP-994	MD-9652			
3000EFI,2JZ-GE,JZX101	09/96 → 07/98	SP-994				
3000EFI,2JZ-GE,JZX91	10/92 → 09/96	SP-994	MD-9652			
Coaster						
2400 Mot 22R	03/81 → 05/92	SP-994	MD-194	FF-022		
3200D	01/77 → 01/82	SP-920	MD-194	SP-902		
3400D	01/82 → 01/83	SP-920	MD-194	SP-849		
	02/82 → 08/84	SP-920	MD-194	SP-921		
	09/84 →	SP-920	MD-194	SP-969		
3700D	06/88 → 02/93	SP-993	MD-194	SP-969		
4000D	05/82 → 01/90		MD-134	SP-921		
	02/90 →	SP-993	MD-134	SP-969		
4000D,N04C-T	→	SP-1287				
4200 D	01/90 →	SP-993	MD-134	SP-969		
4200 D Turbo	01/90 →	SP-993	MD-134	SP-969		
4200 EFI, (HDB51)	01/06 →	SP-993		SP-969		
Corolla (07-)						
1300 VVT, 1NR-FE, 74 KW	10/08 →		MD-8226		MS-6388	
1400 D-4D, 1ND-TV, 66 KW	04/07 →				MS-6388	
1600 16V, 1ZR-FAE, 97 KW	01/09 →		MD-8226		MS-6388	
1600 16V, 1ZR-FE, 91 KW	04/07 →	SP-991	MD-8226		MS-6388	
1800 16V, 2ZR-FAE, 108 KW	01/09 →		MD-8226		MS-6388	
2000 D-4D, 1AD-FTY, 93 KW	04/07 →				MS-6388	
2200 D-4D, 2AD-FHV, 130 KW	02/07 →				MS-6388	
Corolla E 5						
1600 TE51 1 Vergaser	01/77 → 07/79	SP-836	MD-046	FF-004		
Corolla E 7						
1300 KE70	08/79 → 05/82	SP-894	MD-344	FF-004		
1600 TE71 1 Vergaser	08/79 → 05/82	SP-836	MD-046	FF-004		
1600 TE71 DOHC 2Verg.	08/79 → 05/82	SP-836	MD-048	FF-004		
1800D CE70	08/81 → 05/82	SP-836	MD-9212	SP-969		
Corolla E 8						
1300 AE8/FE8	05/82 → 04/86	SP-926	MD-424	FF-011		
1300 EE8	10/84 → 04/86	SP-926	MD-9824	FF-011		
1600 AE82	05/82 → 05/86	SP-926	MD-424	FF-011		
1600i AE82GT DOHC	10/84 → 04/86	SP-926	MD-9140	SP-2069		
1600i AE866GT DOHC	08/82 → 04/84	SP-926	MD-9818	SP-2069		
1600i AE86GT 77KW	08/89 → 05/92	SP-991	MD-9212	SP-2070		
1600i AE86GT DOHC	04/84 → 04/86	SP-926	MD-9830	SP-2069		
1800D CE80	05/82 → 04/86	SP-836	MD-9212	SP-969		
Corolla E 9						
1300 EE9 53KW	05/86 → 05/92	SP-991	MD-9824	SP-2070		
1300 EE9 53KW some	05/86 → 05/92	SP-991	MD-9146	SP-2070		
1300i EE9 60KW	05/86 → 05/92	SP-991	MD-9146	SP-2070		
1600 AE92	05/86 → 08/89	SP-991	MD-9832	FF-011		
1600i AE92 92KW	05/86 → 07/88	SP-994	MD-9146	SP-2070		
	08/89 → 05/92	SP-994	MD-9212	SP-2070		
1600i AE95 (4WD)	03/88 → 05/92	SP-991	MD-9146	SP-2070		
1800D CE90	05/86 → 05/92	SP-992	MD-9212	SP-969		
Corolla E10						
1300i EE101	06/90 → 06/96	SP-991	MD-9934	SP-2068		
1400i EE100	05/92 → 06/96	SP-991	MD-9934	SP-2068		
1600i AE101	05/92 → 06/96	SP-991	MD-9932	SP-2068		
1800 4WD 81KW	09/94 → 06/96	SP-991	MD-9934			
1800i AE101	05/92 → 06/96	SP-991	MD-9932	SP-2068		
2000D CE100	05/92 → 05/94	SP-992	MD-9212	SP-969		
	06/94 → 06/96	SP-1086	MD-9212	SP-969		

TOYOTA

Corolla E11

1300i E111 63KW	07/97 → 12/99	SP-991	MD-9746	SP-2068	MS-6290	
1400i 16V, 71 KW	07/96 → 12/98	SP-991	MD-9934	SP-2068	MS-6290	
1400i EE11 71KW Made in Japan	07/96 → 12/98	SP-991	MD-9934	SP-2068	MS-6290	
1400i EE11 71KW Made in UK	07/96 → 12/98	SP-991	MD-9754	SP-2068	MS-6290	
1600i 16V, 81 KW	02/00 →	SP-991	MD-9754	SP-2147	MS-6290	
1600i AE11 79/81KW	07/96 → 12/98	SP-991	MD-9932	SP-2068	MS-6290	
1800 4WD 81KW	07/96 → 12/98	SP-991	MD-424		MS-6290	
1900 Diesel 51KW	02/00 → 12/01	SP-943	MD-9144		MS-6290	
2000 D-4D 66KW	11/00 → 12/01	SP-1086	MD-9144	SP-1080	MS-6290	
2000D CE11 53/54KW	07/96 →	SP-1086	MD-9212	SP-969	MS-6290	

Corolla E12J

1400 WTi	01/02 →	SP-991	MD-9630	FF-039	MS-6267 MS-6267C	
1600 WTi	01/02 → 01/00	SP-991	MD-9630	FF-039	MS-6267 MS-6267C	
1800 2ZZ-GE	01/02 →	SP-1227	MD-9630		MS-6267 MS-6267C	
2.0 D-4D, 66KW	01/02 →	SP-1086	MD-8134	SP-1080	MS-6267 MS-6267C	
2.2 D-4D, 100 KW	10/05 →	SP-1086	MD-8198	SP-1080	MS-6267 MS-6267C	

Corolla E12U (02-)

1400 D4-D, 1ND-TV, 66 KW	07/04 →	SP-994	MD-8134	SP-1080	MS-6267 MS-6267C	
1400 WTi, 4ZZ-FE, 71 KW	01/02 →	SP-991	MD-9630	SP-2147	MS-6267 MS-6267C	
1600 WTi, 3ZZ-FE, 81 KW	01/02 →	SP-991	MD-9630	SP-2147	MS-6267 MS-6267C	
1800 TS Compressor, 2ZZ-GE, 165 KW	04/05 →	SP-1227	MD-9630		MS-6267 MS-6267C	
1800 WTL-i TS, 141 KW	01/02 →	SP-991	MD-9630	SP-2147	MS-6267 MS-6267C	
2000 D-4D, 1C-FTV, 81 KW	01/02 → 07/03	SP-1086	MD-8134	SP-1080	MS-6267 MS-6267C	
2000 D-4D, 1CD-FTV, 66 KW	01/02 →	SP-1086	MD-8134	SP-1080	MS-6267 MS-6267C	
2000 D-4D, 1CD-FTV, 85 KW	06/03 →	SP-1086	MD-8134	SP-1080	MS-6267 MS-6267C	

Corolla TA








1300i Eng:2NZ-EF	08/00 →	SP-991	MD-9630			
1500i Eng:1NZ-FE	08/00 →	SP-991	MD-9630			
1500i Eng:1NZ-FE 4WD	08/00 →	SP-991	MD-9630			
1800i Eng:1ZZ-FE	08/00 →	SP-991	MD-9630			

Corolla Verso (02-)

1400, 4ZZ-FE, 71 KW	01/02 → 05/04	SP-991	MD-9630			
1600, 3ZZ-FE, 81 KW	01/02 →	SP-991	MD-9630			
	04/04 →	SP-991	MD-9630		MS-6267 MS-6267C	
1800, 1ZZ-FE, 95 KW	03/03 →	SP-991	MD-9630			
	04/04 →	SP-991	MD-9630		MS-6267 MS-6267C	
1800, 1ZZ-FE, 99 KW	01/02 → 05/04	SP-991	MD-9630			
2000 D-4D, 1CD-FTV, 66/85 KW	01/02 → 05/04	SP-1086	MD-8134	SP-1080		
2200 D-4D, 2AD-FTV, 100 KW	10/05 →		MD-8198	SP-1080	MS-6267 MS-6267C	
2200 D-CAT, 2AD-FHV, 130 KW	10/05 →		MD-8198	SP-1080	MS-6267 MS-6267C	

Corona (79-81)

1800 RT102/112/117	08/72 → 08/77	SP-836	MD-188	FF-003		
--------------------	---------------	--------	--------	--------	--	--

		 OIL	 AIR	 FUEL	 CABIN	 OTHER
TOYOTA						
Corona (79-81)						
1800 TT132	09/77 → 08/81	SP-836	MD-046	FF-005		
2000 RT 132	09/77 → 08/81	SP-894	MD-188	FF-005		
2000 RT104/114/118	08/72 → 08/77	SP-894	MD-188	FF-003		
Cressida (77-88)						
2000 RX30/35	12/76 → 08/80	SP-894	MD-188	FF-003		
2000 RX60	09/80 → 08/85	SP-920	MD-212	FF-003		
2000D LX60	09/80 → 07/84	SP-920	MD-9826	SP-921		
2000i GX60/61	08/81 → 07/84	SP-920	MD-9142	SP-2069		
2000i GX71	08/84 → 07/86	SP-920	MD-9828			
	07/86 →	SP-994	MD-9828			
2200D LX60/LX62	09/80 → 07/84	SP-920	MD-9826	SP-921		
2400TD LX70	08/84 → 12/85	SP-920	MD-9826	SP-969		
	01/87 →	SP-993	MD-9826	SP-969		
2800i MX73	08/84 → 07/86	SP-920		SP-2074		
3000i MX83	08/86 →	SP-994	MD-9828	SP-2074		
Crown (80-85)						
2000 MS105	01/77 → 08/79	SP-920	MD-9802			
2000 RS110	09/79 →		MD-188			
2000i MX112	09/79 →	SP-920	MD-212			
2800i MS123 125KW	09/82 → 12/85	SP-920	MD-9802	SP-2074		
Crown A						
2000i Eng:1G-FE	08/00 →	SP-994	MD-8004			
Dyna						
3000D some/teilweise	09/84 →	SP-920	MD-194	SP-969		
Dyna (84-87)						
1600 (YH80),Eng:Y1	08/85 → 09/86	SP-894	MD-266	FF-003		
1800 YY51	08/85 → 08/86	SP-994	MD-266	FF-003		
1800 (YH81),Eng:2Y	08/85 → 08/87	SP-894	MD-266	FF-003		
1800 (YY51),Eng:2Y	08/87 → 09/93	SP-894	MD-266	FF-003		
2000	01/77 → 01/84	SP-836				
	01/84 → 01/87	SP-894				
2000 (YY61),Eng:3Y	08/87 → 08/93	SP-894	MD-266	FF-003		
2200D LY60	01/88 →	SP-920	MD-194	SP-969		
2400D LH80	08/85 → 08/86	SP-920	MD-752	SP-969		
	09/86 → 04/94	SP-993	MD-752	SP-969		
2400D LY50/LY60	08/85 → 12/85	SP-920		SP-969		
2400D LY60	01/87 →	SP-993	MD-194	SP-969		
2500D (LH80),Eng:2L	08/85 → 08/87	SP-920		SP-969		
3000D	09/84 →	SP-920		SP-969		
3000D BU	08/77 → 08/84	SP-920	MD-194	SP-902		
3400D	09/80 → 08/84	SP-920	MD-194	SP-921		
	09/84 →	SP-920		SP-921		
3400D some/teilweise	09/84 →	SP-920	MD-134	SP-921		
3700D BU85	09/85 → 08/80	SP-920	MD-134	SP-969		
4000D	04/82 → 04/82		MD-134	SP-921		
4000D, N04C-T	→	SP-1287				
4600, S05C	→	SP-1287	MD-5148	SP-969		
4900D,S05D	→	SP-1287	MD-5148	SP-969		
5300, J05C	→	SP-1287	MD-5148			
Fielder TA						
1800i Eng: 2ZZ-GE	08/00 →	SP-1227	MD-9630			
Funcruiser						
2000i SXA10 95KW 16V	01/92 →	SP-991	MD-9212	SP-2101		
2400i SXA10	01/92 →	SP-991	MD-9212	SP-2101		
Hi-Ace (72-)						
1600 RH1	01/69 → 09/77	MD-087	MD-266	FF-004		
1600 RH2	10/77 → 11/85	SP-894	MD-266	FF-004		
1800 RH	12/77 → 11/81	SP-894	MD-266			
1800 YH50/60	12/81 → 07/88	SP-894	MD-9800	FF-019		

TOYOTA

Hi-Ace (72-)

2000 RH	07/77 → 11/81	SP-894	MD-266	FF-004		
2000 YH	01/84 → 07/88	SP-894	MD-9800	FF-019		
2000 ZH	03/90 → 09/94	SP-994	MD-694	SP-2067		
2200D LH11/20/30	01/79 → 01/80	SP-920	MD-316	SP-921		
	02/80 → 11/81	SP-920	MD-192K MD-7134	SP-921		
	12/81 → 12/85	SP-920	MD-192K MD-7134	SP-921		
2400D (H12G)	07/99 →	SP-993		SP-969		
2400D LH102/112/114	08/89 → 09/94	SP-993	MD-694	SP-969		
2400D LH51/61/71	01/84 → 07/86	SP-920	MD-192K MD-7134	SP-969		
	08/86 → 07/88	SP-993	MD-192K MD-7134	SP-969		
2400i H12	09/94 →	SP-994	MD-694	SP-2067		
2400i ZH	03/90 → 09/94	SP-836	MD-694	SP-2067		
2500 D-4D	10/01 →	SP-836	MD-5112	SP-969		
	10/06 →	SP-994	MD-5112	SP-969		
2500D 58KW H12 Kasten	10/94 →	SP-993	MD-694	SP-969		
2500D 58KW H12 Kombi	10/94 →	SP-993	MD-5112	SP-969		
2500D ZH	03/90 → 09/94	SP-993	MD-694	SP-969		
2500i 85KW H11/H13	10/94 →	SP-994	MD-694			
2500TD 66 KW H12 Kasten	10/94 →	SP-993		SP-969		
2500TD 66 KW H12 Kombi	10/94 →	SP-993	MD-5112	SP-969		
2800D LH103	03/90 → 09/94	SP-920	MD-694	SP-969		

Hi-Lux (78-)

1600 (RN3, RN4), (12R), 48 KW	08/78 → 03/84	SP-894		FF-004		
1800 (YN5), (2Y), 58 KW	01/83 → 12/89	SP-894		FF-004		
1800 (YN8, YN9), (2Y), 61 KW	09/89 → 12/93	SP-894		FF-004		
2000 (RN3, RN4)	05/79 → 10/84	SP-894		FF-004		
2000 (YN5), (3Y), 65 KW	01/84 → 12/86	SP-894		FF-004		
2300 4WD (YN5), (4Y), 69 KW	01/87 → 03/89	SP-894				
2400 (RN1, RN5, RN6), (22R), 84 KW	06/89 → 08/98	SP-994	MD-9938	SP-2079		
2400 4WD (RN1, RN5, RN6), (22R), 84 KW	08/97 → 09/05	SP-994	MD-9938	SP-2079		
2400 D (LN1), (2L), 55 KW	07/98 → 01/02	SP-993		SP-969		
2400 D (LN5, LN6, LN8), (2L), 59 KW	08/91 → 03/95	SP-993	MD-9802	SP-969		
	01/84 → 07/85	SP-920	MD-316	SP-921		
	08/85 → 09/85	SP-920	MD-316	SP-969		
	10/85 → 08/88	SP-920	MD-316	SP-969		
	09/88 → 02/89	SP-920	MD-9802	SP-969		
	03/89 →	SP-993	MD-9802	SP-969		
2400 D (LN5, LN6, LN8), (2L), 61 KW	03/83 → 12/95	SP-993	MD-9802	SP-969		
2400 D, 73 KW	08/91 → 07/97	SP-993	MD-9802	SP-969		
2400i 4WD (RZN1), (2RZ-FE), 103 KW	08/97 → 09/05	SP-994				
2400TD 4WD (LN1), (2L-T), 66 KW	08/97 → 09/05	SP-993		SP-1080		
2500 D-4D (KDN1), (2KD-FTV), 65 KW	10/01 → 08/05	SP-994	MD-5100	SP-969		
	09/05 →	SP-994	MD-5100			
2500 D-4D (KDN1), (2KD-FTV), 75 KW	10/01 → 09/05	SP-994	MD-5100	SP-969		
2500 D-4D (KUN1, KUN2), (2KD-FTV), 106 KW	12/07 →	SP-994	MD-5234	MD-593	MS-6368	
2500 D-4D (KUN1, KUN2), (2KD-FTV), 88 KW	10/05 →	SP-994	MD-5234	MD-593	MS-6368	
3000 D-4D (KUN1, KUN2), (1KD-FTV), 126 KW	03/07 →	SP-994	MD-5234	MD-593	MS-6368	

Highlander (00-07)

2400, 2AZ-FER, 115 KW	11/00 → 08/07		MD-8058			
3000 V6, 1MZ-FE, 164 KW	11/00 → 08/07		MD-8058			
3300 V6 Hybrid, 3MZ-FE, 200 KW	03/05 → 08/07					
3300 V6, 3MZ-FE, 170 KW	08/03 → 08/07		MD-8058			

Highlander II (07-)

2700, 2AR-FE, 140 KW	09/07 →		MD-8058		MS-6368	
3500 V6, 2GR-FE, 201 KW	09/07 →		MD-8058		MS-6368	

TOYOTA

IQ (09-)						
1000, 50 KW	01/09 →	SP-991	MD-8472		MS-6412	
1330 VVT, 72 KW	07/09 →	SP-991	MD-8472		MS-6412	
1400 D4-D, 66 KW	01/09 → 01/00	MD-651	MD-8560	SP-1080	MS-6412	
IST (02-)						
1300 EFI, (NCP60), 63 KW	01/03 →	SP-991	MD-9592	FF-038	MS-6188	
1500 EFI, (NCP61), 80 KW	01/03 →	SP-991	MD-9592	FF-038	MS-6188	
1500 EFI, (NCP65), 80 KW	01/03 →	SP-991	MD-9592	FF-038	MS-6188	
Landcruiser (69-)						
4500 Diesel V8	01/08 →			MD-639	MS-6368	
4700 V8 (J20) 212 KW	01/08 →		MD-8462		MS-6368	
Landcruiser FJ						
3900 FJ alle	01/69 → 01/79	SP-920	MD-134			
Landcruiser J10						
4200TD 150KW	01/98 →	SP-993	MD-5272	SP-969		
4700i 173KW V8	01/98 →	SP-994				
Landcruiser J12						
3000 D-4D 120KW	01/03 →	SP-993	MD-8170	SP-969	MS-6240	
3000 D-4D 122KW	01/05 →	SP-993	MD-8170	SP-969	MS-6240	
4000 D-4D 183 KW	01/03 →		MD-8150		MS-6240	
4000i, 183KW	01/03 →	SP-994	MD-8150	SP-2169	MS-6240	
Landcruiser J4						
3000D BJ40-43	08/79 → 10/84	SP-920	MD-134	SP-902		
	01/75 → 07/79	SP-920		SP-902		
3200D BJ41-44	01/79 → 01/82	SP-920	MD-134	SP-902		
3600D HJ45	01/75 → 12/80	SP-920	MD-134	SP-921		
Landcruiser J5						
4200 Benzin FJ5	02/75 → 07/80	SP-920		FF-003		
Landcruiser J6						
4000D HJ60	08/80 → 04/90		MD-134	SP-921		
4000TD HJ61	08/86 → 04/90		MD-134	SP-921		
4200 Benzin FJ6	08/80 → 01/88	SP-920	MD-134	FF-003		
Landcruiser J7						
2400 RJ70/73	11/84 → 01/90	SP-920	MD-212	FF-011		
2400D LJ70	11/84 → 12/86	SP-920	MD-236	SP-969		
2400i RJ70/73	01/90 → 12/92	SP-994	MD-9828	SP-2064		
2400TD LJ70/73	10/85 → 12/89	SP-920	MD-236	SP-969		
	01/90 → 09/94	SP-993	MD-236	SP-969		
3000TD KZJ73	01/94 → 06/96	SP-993	MD-134	SP-969		
3400D BJ70-75	08/80 → 10/84	SP-920	MD-134	SP-921		
	11/84 → 12/89	SP-920	MD-134	SP-969		
3400TD BJ70-75	10/85 → 12/89	SP-920	MD-134	SP-969		
3500D PZJ70/77	01/90 → 09/94	SP-993	MD-134	SP-969		
4200D	05/90 → 09/94	SP-993	MD-134	SP-969		
	10/94 →	SP-993	MD-134	SP-969		
4200TD	05/90 → 09/94	SP-993	MD-134	SP-969		
	10/94 →	SP-993	MD-134	SP-969		
4500i H2J7/K2J7 151/158KW	01/95 →	SP-920				
Landcruiser J8						
4000i FJ80	02/95 →		MD-134	SP-2090		
	01/90 → 01/95	SP-920	MD-134	SP-2090		
4500i 151KW	07/92 →	SP-920	MD-134	SP-2075		
Landcruiser J9						
3000 D4-D	10/00 →	SP-993	MD-5148	SP-969		
3000TD KJ9	07/96 →	SP-993	MD-5148	SP-969		
3400i ZJ9 131KW	03/96 →	SP-994	MD-9652	SP-2079		
			MD-5296			
Lite-Ace						
1800D CM30/35	09/86 → 12/89	SP-992	MD-9826	SP-969		

TOYOTA

Lite-Ace (79-95)

1300 KM11/KM20	10/79 → 10/81	SP-926	MD-266	FF-004		
1300 KM21	11/81 → 09/85	SP-926	MD-9820	FF-019		
1300 KM50	10/85 → 07/90	SP-926	MD-9834			
1500 KM30-36	10/85 → 07/90	SP-926	MD-9834	FF-003		
1500 KR27	08/94 →	SP-894	MD-9142	FF-019		
1800D CM20	10/81 → 07/86	SP-836	MD-192K MD-7134	SP-969		
1800D CM30/35	10/85 → 08/86	SP-836	MD-9826	SP-969		
2000D CM36	09/86 → 01/91	SP-992	MD-192K MD-7134	SP-969		
2000i YR22/29 65KW	01/91 → 01/92	SP-894	MD-9142			
	01/92 →		MD-9142			

Modell F

1800 YR20	11/81 → 07/84	SP-894	MD-9826	FF-019		
	08/84 →	SP-894	MD-9830			
2000 YR21	08/82 → 07/88	SP-894	MD-9826	FF-019		
2000i YR22/YR31	08/85 →	SP-894	MD-9142			

MR2

1600i AW11	11/84 → 04/86	SP-926	MD-9818	SP-2077		
	05/86 → 07/86	SP-994	MD-9828	SP-2077		
	08/86 → 05/90	SP-994	MD-9828	SP-2069		
2000i SW20	06/90 → 01/94	SP-991	MD-9212	SP-2078		
	01/94 →	SP-991	MD-9212			

Paseo

1500i EL5	02/96 →	SP-991	MD-9984	SP-2124		
-----------	---------	--------	---------	---------	--	--

Picnic

2000i 16V XM1	04/96 →	SP-991	MD-9212	SP-2119	MS-6246	
2200 TD	08/97 →	SP-1086	MD-9144	SP-1080	MS-6246	

Pilot (08-)

3500 V6, J35Z4	05/08 →				MS-6291	
----------------	---------	--	--	--	---------	--

Platz

1000 EFI, ISZ-FE	12/01 →	SP-991	MD-9682			
1500EFI, INZ-FE	11/00 →	SP-991	MD-9592			

Previa

2000 D4-D 16V 85KW	04/01 →	SP-1086	MD-9760	SP-1080		
2400 16V 2AZ-FE	08/00 →	SP-1227		FF-039	MS-6240	
2400 2AZ-FE, 115KW	06/00 →	SP-1227		FF-039	MS-6240	
2400i TCR11 97KW	10/90 →	SP-994	MD-9938	SP-2066	MS-6240	
3500	11/06 →	MD-643	MD-8294		MS-6368	

Prius (00-)

1500, 1NZ-FE, 53 KW	10/00 → 12/03	SP-991	MD-9796		MS-6240	
1500, 1NZ-FE, 57 KW	01/04 → 05/09	SP-991	MD-8426		MS-6240	
1800 Hybrid, 2ZR-FXE, 100 KW	06/12 →				MS-6188	
1800, 2ZR-FXE, 73 KW	06/09 →	MD-675	MD-8562		MS-6240	

Publica

1000 KP30-36	10/68 → 01/73	SP-894	MD-048	FF-003		
	10/72 → 01/78	SP-894	MD-048			

RAV 4 I (94-00)








2000i 95KW	05/94 → 08/00	SP-991	MD-9212	SP-2101	MS-6188	
------------	---------------	--------	---------	---------	---------	--

RAV 4 II (05-)

1800 16V VVTi, Eng: 1ZZ-FE, 92KW	06/00 → 02/06	SP-991	MD-9600	FF-038	MS-6188	
2000 16V VVTi, Eng: 1AZ-FE, 110KW	06/00 → 02/06	SP-1227	MD-9600	FF-038	MS-6188	
	01/03 → 02/06	SP-1227	MD-9600	FF-040	MS-6188	
2000 D-4D 16V 85KW	08/01 → 02/06	SP-1086	MD-9760	SP-1080	MS-6188	

RAV 4 III (06-)

2000 VVTi (XA3), 1AZ-FE, 112 KW	03/06 →	SP-1227	MD-8294		MS-6368	
2000 VVTi, 3ZR-FAE, 116 KW	03/06 →	SP-1227	MD-8294		MS-6368	
2200 D-4D, 110 KW	04/09 →		MD-8270	SP-1080	MS-6368	

		 OIL	 AIR	 FUEL	 CABIN	 OTHER
TOYOTA						
RAV 4 III (06-)						
2200 D4-D,2AD-FHV, 130 KW	03/06 →	MD-583	MD-8270	SP-1080	MS-6368	
2200, D4-D,2AD-FTV, 100 KW	03/06 →	MD-583	MD-8270	SP-1080	MS-6368	
2400 VVTi, 125 KW	11/05 →	SP-1227	MD-8294		MS-6368	
3500 VVTi, 201 KW	11/05 →	SP-1227	MD-8294		MS-6368	
Rush (06-)						
1300, 63 KW	03/06 →					
1500, 16V, 77 KW	05/06 →	SP-1008			MS-6273	
1500, 4X4, 80 KW	03/06 →					
1500, 80 KW	03/06 →					
Sparky						
1300EFi (K3-VE)	→	SP-1008	MD-8146			
Starlet						
1000 EP70	11/84 → 04/86	SP-926	MD-9824	FF-004		
	05/86 → 02/90	SP-991	MD-9824	FF-004		
1000 EP80	03/90 → 01/91	SP-991	MD-9824	FF-004		
1000 KP60	02/78 → 07/82	SP-926	MD-048	FF-003		
	08/81 → 10/84	SP-926	MD-344	FF-003		
1200 KP62	02/78 → 07/82	SP-926	MD-048	FF-003		
1300 EP71	11/84 → 02/90	SP-991	MD-9824	FF-004		
1300 EP81	02/90 → 02/96	SP-991	MD-9196	SP-2053		
1300 EP82	02/90 → 02/96	SP-991	MD-9188	SP-2053		
1300 KP61	08/80 → 10/84	SP-926	MD-344	FF-003		
1300i EP91	02/96 →	SP-991	MD-9654	SP-2124		
1500D NP70	01/87 → 01/89	SP-992	MD-9140	SP-969		
1500D NP80	02/90 → 01/96	SP-992	MD-9140	SP-969		
1500D NP90	02/96 →		MD-9140			
Supra						
2800i MA61	03/81 → 01/86	SP-920	MD-9802	SP-2075		
3000i MA70	01/86 → 12/89	SP-994	MD-9828	SP-2076		
3000i MA70 Turbo	09/86 → 01/92	SP-994	MD-9828	SP-2076		
3000i Turbo ZA80	01/92 → 08/94	SP-994	MD-9652	SP-2101		
3000i ZA80 24V	01/92 → 07/94	SP-994	MD-9652	SP-2101		
Tercel						
1300 AL11	07/79 → 07/82	SP-926	MD-424	FF-004		
1500 AL20 2WD	05/82 → 12/85	SP-926	MD-424	FF-004		
1500 AL25 4WD	08/81 → 04/84	SP-926	MD-424	FF-004		
	05/84 → 12/88	SP-991	MD-424	FF-004		
Tundra (07-)						
5700, 3UR-FE, 264 KW	01/07 →				MS-6368	
Urban Cruiser (09-)						
1330 VVT, 74 KW	04/09 →		MD-9682		MS-6368	
1400 D4-D, 66KW	04/09 →	MD-651	MD-8560	SP-1080	MS-6368	
1500 VVTi, 80 KW	10/06 →					
Verso (09-)						
1600, 97 KW	04/09 →	MD-675	MD-8226		MS-6368	
1800, 108 KW	04/09 →	MD-675	MD-8226		MS-6368	
2000 D-4D, 93 KW	04/09 →	MD-583		SP-1080	MS-6368	
2200 D-4D, 110 KW	04/09 →	MD-583		SP-1080	MS-6368	
2200 D-CAT, 130 KW	04/09 →	MD-583		SP-1080	MS-6368	
Verso S (10-)						
1300 VVT, 73 KW	11/10 →		MD-9592		MS-6368	
1400 D-4D, 66 KW	11/10 → 01/00		MD-8560		MS-6368	
Voxy A						
2000D Eng: 1AZ-FSE 4WD	11/01 →	SP-1227	MD-9630			
2000D Eng:1AZ-FSE	11/01 →	SP-1227	MD-9630			
Yaris I / Vitz (99-06)						

TOYOTA

Yaris I / Vitz (99-06)

1000 16V, 48 KW	03/03 →	SP-991	MD-9682		MS-6188	
Comments: MS-6188: Country of vehicle manufacture Japan						
	03/03 →	SP-991	MD-9682		MS-6240	
Comments: MS-6240: Country of vehicle manufacture France						
1000i 16V, 1SZ-FE, 50 KW	03/99 →	SP-991	MD-9682	FF-038	MS-6188	
Comments: MS-6188: Country of vehicle manufacture Japan						
	03/99 →	SP-991	MD-9682	FF-038	MS-6240	
Comments: MS-6240: Country of vehicle manufacture France						
1300, 2SZ-FE, 64 KW	04/02 →	SP-991	MD-9682		MS-6188	
Comments: MS-6188: Country of vehicle manufacture Japan						
	04/02 →	SP-991	MD-9682		MS-6240	
Comments: MS-6240: Country of vehicle manufacture France						
1300i 16V, 2SZ-FE, 63 KW	09/98 →	SP-991	MD-9592	FF-038	MS-6188	
Comments: MS-6188: Country of vehicle manufacture Japan						
	09/98 →	SP-991	MD-9592	FF-038	MS-6240	
Comments: MS-6240: Country of vehicle manufacture France						
1400 D-4D, 1ND-TV, 55 KW	09/01 →	SP-994	MD-8078	SP-1080	MS-6240	
Comments: MS-6240: Country of vehicle manufacture France						
	09/01 →	SP-994	MD-8078	SP-1080	MS-6188	
Comments: MS-6188: Country of vehicle manufacture Japan						
1500 VVTi, 110 KW	03/03 → 07/05		MD-8226		MS-6188	
Comments: MS-6188: Country of vehicle manufacture Japan						
	03/03 → 07/05		MD-8226		MS-6240	
Comments: MS-6240: Country of vehicle manufacture France						
1500i 16V VVTi TS, 1NZ-FE, 78 KW	02/01 →	SP-991	MD-9592	FF-038	MS-6188	
Comments: MS-6188: Country of vehicle manufacture Japan						
	02/01 →	SP-991	MD-9592	FF-038	MS-6240	
Comments: MS-6240: Country of vehicle manufacture France						

Yaris II (06-)

1000 16V, 1KR-FE, 51 KW	01/06 →	SP-991	MD-9682		MS-6368	
1300, 2SZ-FE, 64 KW	01/06 →	SP-991	MD-9682		MS-6368	
1330, VVT, 73 KW	01/09 →	MD-581	MD-9592		MS-6368	
1400 D-4D, 66 KW	01/06 → 12/08	SP-994	MD-8272	SP-1080	MS-6368	
	01/09 → 08/11		MD-8560	SP-1080	MS-6368	
1800 16V, 98 KW	01/07 →	MD-675	MD-8226		MS-6368	

Yaris III (11-)

1000 12V, 1KR-FE, 51 KW	09/11 →	SP-991	MD-9682		MS-6368	
1300 VVT, 1NR-FE, 73 KW	09/11 →		MD-9592		MS-6368	
1400 D-4D, 1ND-TV, 66 KW	09/11 →		MD-8560		MS-6368	
1500 Hybrid, 55 KW	03/12 →	SP-991			MS-6368	

TRABANT

1100

1100	11/89 → 12/90	SP-812	MD-9432	FF-010		
------	---------------	--------	---------	--------	--	--

601

1100, 4V05, 30 KW	05/90 → 12/91	SP-812	MD-9432			
600, 17 KW	07/66 → 05/10		MD-634	FF-010		
600, P63/64, 19 KW	03/70 → 04/90		MD-634	FF-010		

TC

2500 78KW	01/75 → 12/77		MD-064			
-----------	---------------	--	--------	--	--	--

VAUXHALL

-> Opel

	→					
--	---	--	--	--	--	--








VOLVO








142-145 (66-75)

2000, B20B/D, 70-74 KW	11/68 → 09/72	SP-816		FF-009		
2000, B20E/B20F, 85-91 KW	09/70 → 08/75	SP-816				

164 (68-74)

3000, B30A, 96 KW	10/68 → 07/73	SP-801		FF-009		
-------------------	---------------	--------	--	--------	--	--

		 OIL	 AIR	 FUEL	 CABIN	 OTHER
VOLVO						
164 (68-74)						
3000i, B30E, 118 KW	08/72 → 07/74	SP-816				
240-245 (74-93)						
1800 (B17A)	12/74 → 06/77	SP-816	MD-9448			
2000 (B19A), 66 KW	09/74 → 08/77	SP-816		FF-009		
	09/77 → 07/78	SP-816	MD-9448	FF-009		
2000 (B20A), 60 KW	09/73 → 08/76	SP-816	MD-144	FF-009		
	09/76 → 07/85	SP-816	MD-9448	FF-009		
2000D (D20)	05/74 → 07/78	SP-915	MD-9432	SP-966		
2000i (B19E/F+B200E/F)	08/80 → 07/84	SP-816	MD-9448	SP-2022		
	08/84 → 07/93	SP-816	MD-9448	SP-2004		
2000i Turbo (B19ET)	01/82 → 07/93	SP-816	MD-546	SP-2022		
2100 (B21A) 71 KW	09/73 → 08/77	SP-816	MD-144	FF-009		
2100 (B21A), 71 KW	09/73 → 08/77	SP-816		FF-009		
2100 (B21A), 74 KW	09/77 → 12/82	SP-816	MD-9448	FF-009		
2100i (B21E/F), 90 KW	06/78 → 07/80	SP-816	MD-9448	SP-2002		
	08/80 → 08/81	SP-816	MD-9448	SP-2004		
	09/81 → 01/93	SP-816	MD-9448	SP-2022		
2100i Turbo (B21ET), 114 KW	08/80 → 07/84	SP-816	MD-546	SP-2022		
2300 (B23A), 82 KW	08/80 → 07/84	SP-816	MD-9448	FF-009		
2300i (B23E), 103 KW	08/80 → 03/85	SP-816	MD-9448	SP-2022		
2300i (B23E), 98 KW	04/86 → 12/89	SP-816	MD-9448	SP-2004		
2400D (D24), 60 KW	09/78 → 09/93	SP-1044	MD-9432	SP-966		
262-265 (74-82)						
2700 (B27A), 92 KW	01/74 → 12/82	SP-816				
2700i (B27E), 103 KW	07/78 → 07/82	SP-816	MD-9124	SP-2002		
	01/75 → 06/78	SP-816				
2800i (B28E), 114 KW	08/80 → 07/82	SP-816	MD-9124	SP-2022		
2800i (B28E), 95 KW	08/80 → 07/82	SP-816	MD-9124	SP-2002		
340-345 (74-91)						
1300, B14.4S, 51 KW	08/75 → 07/83	SP-946	MD-390			
1400 (B14), 16 KW	08/80 → 05/84	SP-816	MD-390	FF-009		
1400 (B14), 46 KW	06/84 → 12/88	SP-946	MD-390	FF-009		
1400 (B14), 47 KW	08/79 → 07/83	SP-816	MD-076	FF-009		
1600D BOSCH, (D16), 40 KW	06/84 → 07/91	SP-946	MD-9406	SP-966		
1600D CAV, (D16), 40 KW	06/84 → 07/91	SP-946	MD-9406	MD-195		
1700 (B17), 59 KW	06/84 → 07/91	SP-946	MD-390	FF-009		
2000, (B200K), 70 KW	08/80 → 07/83	SP-816	MD-9448	FF-009		
2000i, (B19A), 65 KW	08/80 → 07/84	SP-816	MD-546			
360 (81-90)						
1700, (B17), 59 KW	01/82 → 06/90	SP-816	MD-390			
1900, (B19E), 83 KW	01/82 → 07/84	SP-816	MD-9448			
1900i, (B19A), 65 KW,	01/82 → 07/84	SP-816	MD-546			
2000, (B200E), 85 KW	01/82 → 07/86	SP-816	MD-9448			
2000i Turbo, (B200F), 80 KW	09/82 → 12/89	SP-816	MD-546	SP-2004		
2000i, (B200K), 75 KW	01/85 → 07/90	SP-816	MD-546	SP-2004		
440 (88-96)						
1600i 61KW	09/88 → 07/96	SP-946	MD-9110	SP-2022		
1700i 70/75/78KW	08/88 → 12/96	SP-946	MD-9072	SP-2022		
1700i Turbo 88/90KW	08/88 → 12/96	SP-946	MD-9072	SP-2022		
1700i, B18, 64KW	09/88 → 08/93	SP-946	MD-628	SP-2022		
1800i 66KW	08/90 → 07/96	SP-946	MD-9110	SP-2022		
1900TD (K) Eng:D19T 66KW	09/94 →	SP-952	MD-9222	MD-093		
1900TD 66KW	01/90 → 12/93	SP-952	MD-9072			
	01/94 → 07/96	SP-952	MD-9072	MD-093		
	09/93 → 07/96	SP-912	MD-9072	MD-093		
2000i 80/81KW	09/90 → 07/96	SP-946	MD-9110	SP-2022		
460 (88-)						
1600i, B16F, 61KW	07/92 → 07/96	SP-946	MD-9110	SP-2022		
1700, B18KP, 64 KW	01/90 → 09/90	SP-946	MD-9072	SP-2022		

		 OIL	 AIR	 FUEL	 CABIN	 OTHER
VOLVO						
460 (88-)						
1700i Turbo, B18FT, 88/90KW	08/89 → 07/96	SP-946	MD-9110	SP-2022		
1700i, 75 KW	03/90 →	SP-946	MD-9110	SP-2022		
1800i, B18U, 66KW	01/90 → 07/96	SP-946	MD-9110	SP-2022		
1900TD (L) Eng:D19T 66KW	09/94 →	SP-952	MD-9220	MD-093		
1900TD, D19T, 66 KW	01/90 → 08/93	SP-946	MD-9072	MD-093		
	09/93 → 07/96	SP-912	MD-9072	MD-093		
2000i, B20F, 80/81KW	01/91 → 07/96	SP-952	MD-9110	SP-2022		
480 (88-96)						
1700i Turbo, B18FT, 90 KW	01/87 → 12/96	SP-946	MD-9072	SP-2022		
1700i, B18EP, 88 KW	01/86 → 07/96	SP-946	MD-9110	SP-2022		
2000i, B20F, 81 KW	01/91 → 09/95	SP-952	MD-9110	SP-2022		
66 (72-79)						
1100, B11, 33 KW	08/75 → 08/78	SP-816	MD-076			
740 (83-92)						
2000, B200, 82-89 KW	09/82 → 07/92	SP-816	MD-9588	FF-009		
2000i Turbo	09/82 → 07/92	SP-816	MD-9450	SP-2004		
2000i, B200ET, 120 KW	09/82 → 07/92	SP-816	MD-9588	SP-2004		
2300, B230E, 96 KW	09/82 → 12/90	SP-816	MD-9588	FF-009		
2300i Turbo, B230 ET/FT, 121-140 KW	09/82 → 12/90	SP-816	MD-9450	SP-2004		
2300i, B234F, 111 KW	09/82 → 12/90	SP-816	MD-9588	SP-2004		
2400D, D24, 60 KW	01/84 → 07/90	SP-1044	MD-9450	SP-966		
2400TD, D24T, 80 KW	01/84 → 07/92	SP-1044	MD-9450	SP-966		
760 (81-92)						
2300i Turbo, B23/B230, 127-134 KW	01/82 → 07/84	SP-816	MD-9450	SP-2004		
2300i, B230FT, 119 KW	01/88 → 07/92	SP-816	MD-9044	SP-2004		
2400TD, D24T, 80-82 KW	01/82 → 07/92	SP-1044	MD-9450	SP-966		
2800i, B28/B280, 95-115 KW	08/81 → 07/92	SP-816	MD-9044	SP-2004		
780 Bertone (86-90)						
2800i, B280E, 115 KW	08/86 → 07/87	SP-816	MD-9588	SP-2004		
2800i, B280F, 108 KW	08/87 → 07/90	SP-816	MD-9588	SP-2004		
850 (91-97)						
2000i 20V Turbo, B5204FT, B5204T, 155 KW	01/91 → 12/96	SP-816	MD-9294	SP-2100	MS-6164	
2000i, B5204F, 105 KW	04/92 → 12/96	SP-850	MD-9294	SP-2100	MS-6164	
2300i Turbo T5, B5234FT, 166 KW	01/92 → 02/97	SP-816	MD-9294	SP-2100	MS-6164	
2500i 20V, B5254S, 125 KW	01/91 → 02/97	SP-816	MD-9294	SP-2100	MS-6164	
2500i 4WD, B5254T, 142 KW	04/96 → 12/96	SP-850	MD-9294	SP-2100	MS-6164	
2500i Turbo T5, B5234T4, 184 KW	08/93 → 02/97	SP-816	MD-9294	SP-2100	MS-6164	
940 (88-95)						
2000i, B200F, 82 KW	01/91 → 08/93	SP-850	MD-9588	SP-2004		
2300i 16V, B234F, 114 KW	01/90 → 12/93	SP-850	MD-9588	SP-2004		
2300i Turbo, B230FT, 121 KW	01/90 → 12/93	SP-850	MD-9450	SP-2004		
2400TD, D24T, 80 KW	01/90 → 07/95	SP-1044	MD-9450	SP-966		
960 (90-96)						
2400TD, D24TIC, 85 KW	01/91 → 12/96	SP-1044	MD-9450	SP-966		
2500i 24V, B6254S, B6304S, 125-150 KW	08/93 → 12/96	SP-816	MD-9588	SP-2004		
2900i 24V, B6304S, 150KW	08/94 → 12/96	SP-816	MD-9588	SP-2004		
3000i, B6304F, 150 KW	08/90 → 07/94	SP-816	MD-9588	SP-2004		
Amazon (56-70)						
2000, B20A	06/56 → 12/70	SP-816				
2000, B20B/D	06/56 → 12/70	SP-816	MD-144			
C30 (06-)						
1600 D2, D4162T, 84 KW	10/10 →	MD-509	MD-5294		MS-6303 MS-6303C	
1600, B4164S3, 74 KW	12/06 → 05/07	SP-1072	MD-8108	SP-2159	MS-6303 MS-6303C	
	06/07 →	SP-1072	MD-5294	SP-2159	MS-6303 MS-6303C	

VOLVO

C30 (06-)

1600, Diesel, D4164 T, 80 KW	12/06 → 05/07	MD-509	MD-8158	SP-1360	MS-6303 MS-6303C
	06/07 →	MD-509	MD-5294	SP-1360	MS-6303 MS-6303C
1800/1800Flexifuel, B4184S11, 92KW	12/06 → 05/07		MD-8108	SP-2159	MS-6303 MS-6303C
	06/07 →		MD-5294	SP-2159	MS-6303 MS-6303C
2000 D3, D5204T, 110 KW	10/10 →		MD-8586	MD-647	MS-6303 MS-6303C
2000 D4, D5204T, 130 KW	10/10 →		MD-8586	MD-647	MS-6303 MS-6303C
2000, Diesel, D4204 T, 100 KW	12/06 → 05/07	MD-525	MD-8106	MD-563	MS-6303 MS-6303C
	06/07 →	MD-525	MD-5294	MD-563	MS-6303 MS-6303C
2000/2000 Flexifuel, B4204S3, 107KW	12/06 → 05/07		MD-8108	SP-2159	MS-6303 MS-6303C
	06/07 → 05/07		MD-5294	SP-2159	MS-6303 MS-6303C
2400 D5, B5244T8, 132 KW	12/06 →	MD-469	MD-8586	MD-647	MS-6303 MS-6303C
2400, B5254T3, 125 KW	12/06 → 04/10	MD-469	MD-8306	SP-2159	MS-6303 MS-6303C
2500 T5, B5244T3, 162 KW	12/06 → 12/08	MD-469	MD-8306	SP-2159	MS-6303 MS-6303C
2500, D5254T7, 169 KW	03/07 →	MD-469	MD-8306	SP-2159	MS-6303 MS-6303C

C70 I (97-05)

2000 Turbo, B5204T4, 120KW	01/01 → 10/05	MD-357	MD-9294	SP-2100	MS-6132
2000i 20V Turbo, B5204T3, 166KW	03/97 → 06/98	SP-850	MD-9294	SP-2100	MS-6132
2000i 20V Turbo, B5204T3, 166KW	07/98 → 10/05	MD-357	MD-9294	SP-2100	MS-6132
2000i 20V, B5204T2, 132KW	03/97 → 10/05	SP-850	MD-9294	SP-2100	MS-6132
2300i 20V Turbo5, B5234T3, 176KW	03/97 → 06/98	SP-850	MD-9294	SP-2100	MS-6132
2300i 20V Turbo5, B5234T3, 176KW	07/98 → 10/05	MD-357	MD-9294	SP-2100	MS-6132
2400i 20V Turbo, B5254T, 142KW	03/97 → 06/98	SP-850	MD-9294	SP-2100	MS-6132
	07/98 → 10/05	MD-357	MD-9294	SP-2100	MS-6132
2400i 20V, B5254S, 125KW	03/00 → 10/05	MD-357	MD-9294	SP-2100	MS-6132
2500i 20V, B5244S, 121KW	03/97 → 10/05	MD-357	MD-9294	SP-2100	MS-6132

C70 II (06-)

2000 D3, D5204T, 110 KW	10/10 →		MD-8586	MD-647	MS-6303 MS-6303C
2000 D4, D5204T5, 130 KW	10/10 →		MD-8586	MD-647	MS-6303 MS-6303C
2000 Diesel, D4204T, 100 KW	05/08 →	MD-525	MD-5294	MD-563	MS-6303 MS-6303C
2400, B5244S, 125 KW	03/06 →	MD-469	MD-8306	SP-2159	MS-6303 MS-6303C
2400, B5244S5, 103 KW	03/06 →	MD-469	MD-8306	SP-2159	MS-6303 MS-6303C
2400, D5, D5244T, 132 KW	03/06 →	MD-469	MD-8586	MD-647	MS-6303 MS-6303C
2500, T5, B5244 T3, 162 KW	03/06 →	MD-469	MD-8306	SP-2159	MS-6303 MS-6303C
2500, T5, D5254T3, 169 KW	03/07 →	MD-469	MD-8306	SP-2159	MS-6303 MS-6303C

S40 I (95-04)

1600i 16V -Ch 190624, B4164, 80 KW	07/95 → 10/97	MD-357	MD-9466	SP-2132	MS-6208
	07/95 → 10/97	MD-357	MD-9466	SP-2145	MS-6208

VOLVO

S40 I (95-04)

1600i 16V Ch 190625-, B4164, 77 KW	07/96 → 08/99	MD-357	MD-9304	SP-2145	MS-6208	
1600i 16V Ch 190625-, B4164, 80 KW	07/96 → 02/04	MD-357	MD-9304	SP-2132	MS-6208	
1600i, B4164 S, 77 KW	09/95 → 06/00	MD-357	MD-8108	SP-2132	MS-6208	
	07/00 →	MD-357	MD-8108	SP-2145	MS-6208	
1600i, B4164 S, 80 KW	03/99 → 06/00	MD-357	MD-8108	SP-2132	MS-6208	
	07/00 → 02/04	MD-357	MD-8108	SP-2145	MS-6208	
1800i 16 V, B4184 S2, 90 KW	07/00 → 02/04	MD-357	MD-9304	SP-2145	MS-6208	
	03/99 → 06/00	MD-357	MD-9304	SP-2132	MS-6208	
1800i, B4184 S, 85 KW	07/95 → 10/97		MD-9466		MS-6208	
	11/97 → 08/99		MD-9304		MS-6208	
	07/95 → 06/97	SP-829			MS-6208	
	07/97 → 08/99	MD-357			MS-6208	
	07/95 → 06/00			SP-2132	MS-6208	
	07/00 →			SP-2145	MS-6208	
1800i, B4184 S, 90 KW	06/01 → 02/04	MD-357	MD-9304	SP-2145	MS-6208	
1800i, B4184 SM/SJ, 92 KW	03/98 → 06/00	SP-989	MD-9304	SP-2132	MS-6208	
	07/00 → 02/04	SP-989	MD-9304	SP-2145	MS-6208	
1900 DI, D4192T2, 70 KW	05/99 → 07/00	SP-952	MD-9440	SP-1098	MS-6208	
1900 DI, D4192T3, 85 KW	05/00 → 02/04	SP-952	MD-9440	MD-397	MS-6208	
1900 DI, D4192T4, 75 KW	05/00 → 02/04	SP-952	MD-9440	MD-397	MS-6208	
1900i T4, B4192T2, 147 KW	05/97 → 06/98	MD-357	MD-9440	SP-2132	MS-6208	
1900TD, D4192T, 66 KW	07/95 → 10/99	SP-952	MD-9440	SP-1098	MS-6208	
2000i 16 V, B4204 S2, 100 KW	07/00 → 02/04			SP-2145	MS-6208	
2000i 16V, B4204 S, 103 KW	07/95 → 10/97		MD-9466		MS-6208	
	11/97 → 08/99		MD-9304		MS-6208	
	07/95 → 06/97	SP-829			MS-6208	
	07/97 → 08/99	MD-357			MS-6208	
	07/95 → 06/00			SP-2132	MS-6208	
	07/00 →			SP-2145	MS-6208	
2000i 16V, B4204 S2, 100 KW	07/97 → 02/04	MD-357			MS-6208	
	07/95 → 06/97	SP-829			MS-6208	
	07/95 → 06/00			SP-2132	MS-6208	
2000i 16V, B4204, 100/103KW	11/97 → 02/04	MD-357	MD-9306	SP-2145	MS-6208	
2000i 16V, B4204S2, 100 KW	07/95 → 10/97		MD-9466		MS-6208	
	11/97 → 02/04		MD-9304		MS-6208	
2000i T, B4204 T, 118 KW	10/97 → 07/00	MD-357	MD-9440	SP-2132	MS-6208	
2000i T, B4204 T3, 121 KW	05/00 → 07/01	MD-357	MD-9440	SP-2145	MS-6208	
2000i T4, B4194 T5, 147 KW	05/00 → 02/04	MD-357	MD-9440	SP-2132	MS-6208	
2500RT(VS), B5254T3, 221 KW	03/03 → 02/04	MD-357	MD-8022	SP-2145		

S40 II (04-)

1600 D2, D4162T, 84 KW	10/10 →	MD-509	MD-5294		MS-6303 MS-6303C	
1600i Diesel, D4164T, 80 KW	12/04 → 09/05	MD-509	MD-8106	FF-064	MS-6208	
	10/05 → 05/07	MD-509	MD-8158	SP-1360	MS-6208	
	06/07 → 09/10	MD-509	MD-5294	SP-1360	MS-6208	
1600i, B4164S3, 74 KW	12/04 → 05/07	SP-1073	MD-8108	SP-2159	MS-6208	
	06/07 →	SP-1073	MD-5294	SP-2159	MS-6208	
1800/1800Flexifuel, B4184S11, 92KW	05/04 → 05/07		MD-8108	SP-2159	MS-6303 MS-6303C	
	06/07 →		MD-5294	SP-2159	MS-6303 MS-6303C	
2000 D, D4204 T, 100 KW	02/04 → 05/07	MD-525	MD-8106	MD-563	MS-6303 MS-6303C	
	06/07 →	MD-525	MD-5294	MD-563	MS-6303 MS-6303C	
2000 D3, D5204T, 110 KW	10/10 →		MD-8586	MD-647	MS-6303 MS-6303C	
2000 D4, D5204T5, 130 KW	10/10 →		MD-8586	MD-647	MS-6303 MS-6303C	

VOLVO

S40 II (04-)








2000,B4204 S3, 107 KW	09/06 → 05/07		MD-8108	SP-2159	MS-6303 MS-6303C	
	06/07 →		MD-5294	SP-2159	MS-6303 MS-6303C	
2400 D5, D5244 T8, 132 KW	06/06 →	MD-469	MD-8586	MD-647 SP-2159	MS-6303	
2400, B5244 S, 125 KW	02/04 → 12/09	MD-469	MD-8306	SP-2159	MS-6303 MS-6303C	
2400, B5244 S5,103 KW	02/04 → 12/09	MD-469	MD-8306	SP-2159	MS-6303 MS-6303C	
2500 T5, B5254 T3,162 KW	02/04 →	MD-469	MD-8306	SP-2159	MS-6303 MS-6303C	
2500 T5, D5244T7, 169 KW	02/04 →	MD-469	MD-8306	SP-2159	MS-6303 MS-6303C	

S60 I (00-)

2000 T, B5204T5 132 KW	07/00 → 02/03	MD-357	MD-9502	SP-2132 SP-2145	MS-6181	
Comments: Up to Chassis no 18763 use SP-2132						
	03/03 → 12/06	MD-357	MD-9502	SP-2175	MS-6181	
	01/07 →	MD-357	MD-8418	SP-2175	MS-6181	
2300 T5, 184 KW	07/00 → 02/03	MD-357	MD-8022	SP-2132 SP-2145	MS-6181	
Comments: Up to Chassis No 18763 use SP-2132						
	03/03 → 06/04	MD-357	MD-8022	SP-2175	MS-6181	
2400 D, D5244T, 92 KW	05/05 →	MD-469	MD-8022	SP-1281 MD-553	MS-6181	
Comments: Upto chassis no. to 367586 use SP-1281						
2400 D, D5244T, 96 KW	10/01 →	MD-469	MD-8022	SP-1281 MD-553	MS-6181	
Comments: Upto chassis no. to 367586 use SP-1281						
2400 D5, D5244T2,120 KW	03/01 →	MD-469	MD-8022	SP-1281 MD-553		
Comments: Upto chassis no. to 367586 use SP-1281						
	03/01 →	MD-469	MD-8260	SP-1281 MD-553		
Comments: from chassis no. 522429						
2400 D5, D5244T3,136 KW	08/05 →	MD-469	MD-8260	SP-1281 MD-553	MS-6181	
Comments: Upto chassis no. to 367586 use SP-1281						
2400 T, B5244T5, 147 KW	07/00 → 12/02	MD-357	MD-8022	SP-2132 SP-2145	MS-6181	
Comments: Up to Chassis No 18763 use SP-2132						
2400 T5, B5244T5, 191 KW	06/04 →	MD-357		SP-2175	MS-6181	
2400, B5244S, 125 KW	07/00 → 02/03	MD-357	MD-8022	SP-2132 SP-2145	MS-6181	
Comments: Up to Chassis no 18763 use SP-2132						
	03/03 →	MD-357	MD-8022	SP-2175	MS-6181	
2400, B5244S2, 103 KW	07/00 → 02/03	MD-357	MD-8022	SP-2132 SP-2145	MS-6181	
Comments: Up to Chassis no 18763 use SP-2132						
	03/03 →	MD-357	MD-8022	SP-2175	MS-6181	
2500 R AWD, B5254T3, 221 KW	03/03 →	MD-357	MD-5254	SP-2175	MS-6181	
2500 T, B5254T2, 154 KW	10/02 →	MD-357	MD-8022	SP-2145	MS-6181	

S60 II / V60 (10-)

1600 D2, D4162T, 84 KW	04/11 →	MD-509	MD-8418		MS-6388	
1600 T3, B4164T3, 110 KW	11/10 →	SP-1072	MD-8418		MS-6388	
1600 T4, B4164T, 132 KW	11/10 →	SP-1072	MD-8418		MS-6388	
2000 D3, 100 kw	05/12 →		MD-8418	MD-647	MS-6388	
2000 D3, D5204T2, 120 KW	07/10 →	MD-469	MD-8418	MD-647	MS-6388	
2000 T, B4204T6, 149 KW	07/10 →		MD-8418	SP-2147	MS-6388	
2000 T5, B4204T7, 177 KW	11/10 →		MD-8418	SP-2147	MS-6388	
2400 D5, D5244T10, 151 KW	07/10 →	MD-469	MD-8418	MD-647	MS-6388	

		 OIL	 AIR	 FUEL	 CABIN	 OTHER
VOLVO						
S60 II / V60 (10-)						
2400 D5, D5244T11, 158 KW	06/11 →		MD-8418	MD-647	MS-6388	
2400 D5, D5244T15, 120 KW	12/12 →		MD-8022	MD-647	MS-6388	
2400Hybrid, D5244T11, 158 KW	06/11 →		MD-8418	MD-647	MS-6388	
3000 T6, B6304T4, 224 KW	07/10 →	MD-627		SP-2147	MS-6388	
S70 (97-00)						
2000i 20V T, B5204 T3, 166 KW	01/97 → 06/98	SP-829	MD-9294	SP-2100	MS-6132	
	07/98 → 12/00	MD-357	MD-9294	SP-2100	MS-6132	
2000i 20V T, B5204 T4, 155 KW	01/97 → 06/98	SP-829	MD-9294	SP-2100	MS-6132	
	07/98 → 12/00	MD-357	MD-9294	SP-2100	MS-6132	
	07/00 → 12/00	MD-357	MD-9294	SP-2100	MS-6181	
2000i 20V, B5204 T2, 132 KW	01/97 → 12/00	SP-829	MD-9294	SP-2100	MS-6132	
2000i, B5202 S, 93 KW	01/97 → 12/00	SP-829	MD-9294	SP-2100	MS-6132	
2000i, B5204 F, 105 KW	01/97 → 12/00	SP-829	MD-9294	SP-2100	MS-6132	
2300i T, B5234 FT, 184 KW	01/97 → 06/98	SP-829	MD-9294	SP-2100	MS-6132	
	07/98 → 12/00	MD-357	MD-9294	SP-2100	MS-6132	
2300i T-5, B5234 T3, 176 KW	01/97 → 06/98	SP-829	MD-9294	SP-2100	MS-6132	
	07/98 → 12/00	MD-357	MD-9294	SP-2100	MS-6132	
2500i , B5252 S, 106 KW	01/97 → 12/00	SP-829	MD-9294	SP-2100	MS-6132	
2500i 20V, B5254 S, 121 KW	06/98 → 12/00	SP-829	MD-9294	SP-2100	MS-6132	
2500i T, B5254T, 142 KW	01/97 → 06/98	SP-850	MD-9294	SP-2100	MS-6132	
	07/98 → 12/00	MD-357	MD-9294	SP-2100	MS-6132	
2500i TDI, D 5252, 103 KW	01/97 → 12/00	SP-1040	MD-9294	SP-1030	MS-6132	
2500i, B5244 SG, 103 KW	08/99 → 12/00	SP-829	MD-9294	SP-2100	MS-6132	
2500i, B5254, 125 KW	01/97 → 12/00	SP-829	MD-9294	SP-2100	MS-6132	
S80 I (98-)						
2000 T, B5244 T, 132 KW	12/99 → 02/03	MD-357	MD-9502	SP-2132 SP-2145	MS-6181	
Comments: Upto Chassis No 184992 use SP-2132						
	03/03 → 12/06	MD-357	MD-9502	SP-2175	MS-6181	
	01/07 → 00/06	MD-357	MD-8418	SP-2175	MS-6181	
2000i 20V T, B5204 T3, 166 KW	05/98 → 12/06	MD-357	MD-9502	SP-2132 SP-2145	MS-6181	
Comments: Upto Chassis No 184992 use SP-2132						
	01/07 →	MD-357	MD-8418	SP-2132 SP-2145	MS-6181	
Comments: Upto Chassis No 184992 use SP-2132						
2000i 20V T, B5204T4/5, 120 KW	05/98 → 12/06	MD-357	MD-9502	SP-2132 SP-2145	MS-6181	
Comments: Upto Chassis No 184992 use SP-2132						
	01/07 →	MD-357	MD-8418	SP-2145	MS-6181	
2400 D5, D 5244T2,120 KW	03/01 →	MD-469	MD-8022	SP-1281 MD-553	MS-6181	
Comments: Upto Chassis no 359376 use SP-1281						
2400 D5, D 5244T3,136 KW	08/05 →	MD-469	MD-8022	SP-1281 MD-553	MS-6181	
Comments: Upto Chassis no 359376 use SP-1281						
2400 T, B 5244T3,147 KW	11/00 → 02/03	MD-357	MD-9502	SP-2132 SP-2145	MS-6181	
Comments: Upto Chassis No 184992 use SP-2132						
	03/03 → 12/06	MD-357	MD-9502	SP-2175	MS-6181	
	01/07 →	MD-357	MD-8418	SP-2175	MS-6181	
2400D, D5244T, 96 KW	09/01 →	MD-469	MD-8022	SP-1030	MS-6181	
2400i 20V, B5244 S, 125 KW	05/98 →	MD-357	MD-9502	SP-2132	MS-6181	
Comments: chassis no. to 184992						
	05/98 → 02/03	MD-357	MD-9502	SP-2145	MS-6181	
Comments: chassis no. to 184992						
	03/03 →	MD-357	MD-9502		MS-6181	

VOLVO

S80 I (98-)

2400i 20V, B5244 S/S2, 103 KW	05/98 → 02/03	MD-357	MD-9502	SP-2132 SP-2145	MS-6181	
Comments: Upto Chassis No 184992 use SP-2132						
	03/03 → 12/06	MD-357	MD-9502	SP-2175	MS-6181	
Comments: chassis no. to 184992						
	01/07 →	MD-357	MD-8418	SP-2175	MS-6181	
2500 TDI, D5252 T, 103 KW	01/99 → 07/01	SP-1040	MD-9502	SP-1030	MS-6181	
2500i 20V, B5254 T2, 154 KW	07/03 →	MD-357	MD-9502	SP-2145	MS-6181	
2800i 24V T, B6284T/B6294T, 200 KW	05/98 →	MD-357	MD-9502	SP-2132 SP-2145	MS-6181	
Comments: Upto Chassis No 184992 use SP-2132						
2900i 24V, B6294 S, 147 KW	03/99 → 02/03	MD-357	MD-9502	SP-2132 SP-2145	MS-6181	
Comments: Upto Chassis No 184992 use SP-2132						
	03/03 →	MD-357	MD-9502	SP-2175	MS-6181	
Comments: Upto Chassis No 184992 use SP-2132						
2900i 24V, B6304 S3, 150 KW	05/98 →	MD-357	MD-9502	SP-2132 SP-2145	MS-6181	
Comments: Upto Chassis No 184992 use SP-2132						
3000 24V, B6294 S2, 144 KW	06/01 →	MD-357	MD-9502	SP-2132	MS-6181	
Comments: chassis no. to 184992						
	06/01 → 02/03	MD-357	MD-9502	SP-2145	MS-6181	
Comments: chassis no. to 184993						
	03/03 →	MD-357	MD-9502		MS-6181	
3000 T6, B6284 T, 200 KW	06/01 → 02/03	MD-357	MD-9502	SP-2132 SP-2145	MS-6181	
Comments: Upto Chassis No 184992 use SP-2132						
	03/03 →	MD-357	MD-9502	SP-2175	MS-6181	

S80 II (06-)

1600 D2, D4162T, 84 KW	06/11 →	MD-509	MD-8418		MS-6388	
1600 T4, B4164T, 132 KW	11/10 →	SP-1073	MD-8418		MS-6388	
1600D Drive, D4164 T, 80KW	04/09 →	MD-509	MD-8418	SP-1360	MS-6388	
2000 D3, D 5204 T2, 120KW	04/10 →		MD-8418	MD-647	MS-6388	
2000 Diesel, D4204T, 100KW	10/07 → 03/10	MD-525	MD-8354	MD-647	MS-6388	
2000 T, B4204T6, 149 KW	05/10 →		MD-8354	SP-2147	MS-6388	
2000 T5, B4204T7, 177 KW	11/10 →	SP-1274	MD-8418		MS-6388	
2000, B4204S3/S4, 107KW	10/07 → 10/10		MD-8354		MS-6388	
2400 D, D5244T2, 120 KW	07/06 → 03/09	MD-469	MD-8418	MD-553	MS-6388	
2400 D5, D5244T11, 158 KW	06/11 →		MD-8418	MD-647	MS-6388	
2400 D5, D5244T5, 136 KW	07/06 → 04/09	MD-469	MD-8418	MD-647	MS-6388	
Comments: Chassis no. to 19258						
	07/06 → 04/09	MD-469	MD-8418	MD-553	MS-6388	
Comments: From chassis no. 19259						
2400D D5, D5244T10, 151KW	11/08 →		MD-8418	MD-647	MS-6388	
2400D, D5244T14, 129KW	04/09 →	MD-469	MD-8418	MD-647	MS-6388	
2500 T, B5254T10, 170 KW	01/10 →	MD-469	MD-8306	SP-2174	MS-6388	
2500 T, B5254T6, 147 KW	07/06 → 04/09	MD-469	MD-8306	SP-2174	MS-6388	
3000 T6, B6304T2, 210KW	05/07 → 04/10	MD-627	MD-8352	SP-2174	MS-6388	
3000 T6, B6304T4, 224KW	05/10 →	MD-627		SP-2174	MS-6388	
3200 , B6324S, 175KW	07/06 → 04/09	MD-627	MD-8352	SP-2174	MS-6388	
3200 AWD, B6324S5, 179KW	05/10 →	MD-627	MD-8352	SP-2174	MS-6388	
4400 V8, B8444 S, 232KW	07/06 →	MD-357	MD-8418	SP-2174	MS-6388	

S90 (97-98)

3000i, B 6304 G, 150 KW	01/97 → 06/98	SP-850	MD-9588	SP-2004	MS-6132	
3000i, B6304 S2, 132 KW	01/97 → 06/98	SP-850	MD-9588	SP-2004	MS-6132	

V40 (95-04)

1600i 16V -Ch 190624, B4164, 80 KW	07/95 → 10/97	MD-357	MD-9466	SP-2132	MS-6208	
1600i 16V Ch 190625-, B4164, 77 KW	07/96 → 08/99	MD-357	MD-9304	SP-2132	MS-6208	
1800i, B4184, 85-92KW	07/95 → 06/96	SP-850	MD-9466	SP-2132	MS-6208	
	07/96 → 10/97	MD-357	MD-9466	SP-2132	MS-6208	
	11/97 → 05/04	MD-357	MD-9304	SP-2132	MS-6208	
1900i T4, B4194 T2, 147 KW	05/97 → 06/98	MD-357	MD-9440	SP-2132	MS-6208	

VOLVO

V40 (95-04)

1900i T4, B4194 T2, 147 KW	07/98 → 07/00	MD-357	MD-9304	SP-2132	MS-6208	
2000i T, B4204 T3, 120 KW	06/01 → 05/04	MD-357	MD-9440	SP-2145	MS-6208	
2000i Turbo, B4204/B4194, 121/147KW	05/00 → 05/04	MD-357	MD-9440	SP-2132	MS-6208	
2000i, B4204, 100/103KW	07/95 → 06/96	SP-850	MD-9466	SP-2132	MS-6208	
	07/96 → 10/97	MD-357	MD-9466	SP-2132	MS-6208	
	11/97 → 05/04	MD-357	MD-9306	SP-2132	MS-6208	

V40 II (12-)








1600 D2, D4162T6, 84 KW	06/12 →	MD-509	MD-5294			
1600 T3, B416T3, 110 KW	06/12 →		MD-5294			
1600 T4, D4164T, 132 KW	06/12 →		MD-5294			
2000 D3, D5204T6, 110 KW	06/12 →		MD-8586			
2000 D4, D5024T4, 130 KW	06/12 →		MD-8586			
2000 T4, B5204 T8, 132 KW	06/12 →	MD-469	MD-8306	SP-2145		
2000 T5, B5204 T9, 157 KW	06/12 →	MD-469	MD-8306			
2500 T5, B5254 T12, 187 KW	06/12 →	MD-469	MD-8306			







V50 (04-)

1600 ,B4164 S3 74 KW	12/04 → 05/07		MD-8108	SP-2159	MS-6303 MS-6303C	
	06/07 →		MD-5294	SP-2159	MS-6303 MS-6303C	
	09/06 →	SP-1073	MD-8108	SP-2159	MS-6303 MS-6303C	
1600 D, 80 KW	12/04 → 09/05	MD-509	MD-8106	FF-064	MS-6303 MS-6303C	
	10/05 → 05/07	MD-509	MD-8158	SP-1360	MS-6303 MS-6303C	
	06/07 →	MD-509	MD-5294	SP-1360	MS-6303 MS-6303C	
1600 D2, D4162T, 84 KW	01/10 →	MD-509	MD-5294		MS-6303 MS-6303C	
1800/1800 Flexifuel, B4184 S11, 92KW	05/04 → 05/07		MD-8108	SP-2159	MS-6303 MS-6303C	
	06/07 →		MD-5294	SP-2159	MS-6303 MS-6303C	
2000 D, D 4204 T, 100 KW	04/04 →	MD-525	MD-8106 MD-5294	MD-563	MS-6303 MS-6303C	
2000 D3, D5204T5, 110 KW	01/10 →		MD-8586	MD-647	MS-6303 MS-6303C	
2000 D4, D5204T, 130 KW	01/10 →		MD-8586	MD-647	MS-6303 MS-6303C	
2000/2000 Flexifuel, B4204S3, 107KW	09/06 → 05/07		MD-8108	SP-2159	MS-6303 MS-6303C	
	06/07 →		MD-5294	SP-2159	MS-6303 MS-6303C	
2400 D5, D5244 T8, 132 KW	06/06 →	MD-469	MD-8586	MD-647	MS-6303	
2400 D5, D5244T9, 120 KW	05/07 →	MD-469	MD-8586	MD-647	MS-6303 MS-6303C	
2400, B5244 S, 125 KW	03/04 →	MD-469	MD-8306	SP-2159	MS-6303 MS-6303C	
2400, B5244 S5,103 KW	03/04 →	MD-469	MD-8306	SP-2159	MS-6303 MS-6303C	
2500 T5, B5244 T3,162 KW	03/04 →	MD-469	MD-8306	SP-2159	MS-6303 MS-6303C	
2500 T5, D5244T7, 169 KW	03/07 →	MD-469	MD-8306	SP-2159	MS-6303 MS-6303C	

V70 I (97-07)

2000i 20V T, B5204 T, 155 KW	01/97 → 06/98	SP-829	MD-9294	SP-2100	MS-6132	
	07/98 → 02/00	SP-829	MD-9294	SP-2145	MS-6132	
2000i 20V T, B5204 T3, 166 KW	01/97 → 02/00	SP-829	MD-9294	SP-2100	MS-6132	

		 OIL	 AIR	 FUEL	 CABIN	 OTHER
VOLVO						
V70 I (97-07)						
2000i T, B 5204 T2, 132 KW	03/00 → 06/00	MD-357	MD-9502	SP-2132 SP-2145	MS-6132	
Comments: Upto Chassis No 184992 use SP-213						
	04/00 → 02/03	MD-357	MD-9502	SP-2132 SP-2145	MS-6181	
Comments: Upto Chassis No 184992 use SP-2132						
	01/07 →	MD-357	MD-8418	SP-2175	MS-6181	
2000i, B 5202 S, 93 KW	01/97 → 02/00	SP-850	MD-9294	SP-2100	MS-6132	
2000i, B 5204 S, 105 KW	01/97 → 02/00	SP-829	MD-9294	SP-2100	MS-6132	
2300i R AWD, B5234 T, 195 KW	07/98 → 02/00	MD-357	MD-9294	SP-2100	MS-6132	
2300i T, 184 KW	01/97 → 02/00	SP-850	MD-9294	SP-2100	MS-6132	
2300i T, B5234 T3, 176 KW	01/97 → 06/98	SP-829	MD-9294	SP-2100	MS-6132	
	07/98 → 02/00	MD-357	MD-9294	SP-2100	MS-6132	
2300i T5 20V, B5234 T3, 184 KW	03/00 → 06/00	MD-357	MD-8022	SP-2132 SP-2145	MS-6132	
Comments: Upto Chassis No 83267 use SP-2132						
	07/00 → 02/03	MD-357	MD-8022	SP-2132 SP-2145	MS-6181	
Comments: Upto Chassis No 83267 use SP-2132						
	03/03 →	MD-357	MD-8022	SP-2175	MS-6181	
2300T5 20V Eng:B5234T3 184KW	03/00 → 12/02	MD-357	MD-8022	SP-2132	MS-6132	
2400 D5, D5244T2, 120 KW	06/01 → 09/07	MD-469	MD-8022	SP-1281	MS-6181	
	06/01 → 09/07	MD-469	MD-8022	MD-553	MS-6181	
2400 D5, D5244T3, 136 KW	08/05 → 06/06	MD-469	MD-8260	SP-1281	MS-6181	
2400D, D5244T,96 KW	06/01 → 09/07	MD-469	MD-8022	SP-1281	MS-6181	
2400i 103/106/121KW	01/97 → 02/00	SP-850	MD-9294	SP-2100	MS-6132	
2400i 20V, B5244 S, 121 KW	06/98 → 02/00	SP-829	MD-9294	SP-2100	MS-6132	
2400i R AWD, B5244 T2, 195 KW	03/99 → 03/00	MD-357	MD-9294	SP-2100	MS-6132	
2400i T 4WD, B5254T,142 KW	01/97 → 06/98	SP-829	MD-9294	SP-2100	MS-6132	
	07/98 → 02/00	MD-357	MD-9294	SP-2100	MS-6132	
2400i T, B5244 T3, 147 KW	03/00 → 12/02	MD-357	MD-9294	SP-2132	MS-6132	
Comments: chassis no. to 83267						
	03/00 → 02/03	MD-357	MD-9294	SP-2145	MS-6132	
Comments: from chassis no. 83268						
	03/03 →	MD-357	MD-9294		MS-6132	
2400i T, B5254, 125 KW	01/97 → 06/98	SP-829	MD-9294	SP-2100	MS-6132	
	07/98 → 02/00	MD-357	MD-9294	SP-2100	MS-6132	
2400i T, B5854T,142 KW	01/97 → 06/98	SP-829	MD-9294	SP-2100	MS-6132	
	07/98 → 02/00	MD-357	MD-9294	SP-2100	MS-6132	
2400i T5 20V, B5244 T5, 191 KW	06/04 → 09/07	MD-357		SP-2175	MS-6132	
2400i Turbo 142KW	01/97 → 06/98	SP-850	MD-9294	SP-2100	MS-6132	
2400i Turbo 147KW	03/00 → 12/02	MD-357	MD-9294	SP-2100	MS-6132	
2400i, B5244 S, 125 KW	03/00 → 06/00	MD-357	MD-8022	SP-2132 SP-2145	MS-6132	
Comments: Upto Chassis No 83267 use SP-2132						
	07/00 → 02/03	MD-357	MD-8022	SP-2132 SP-2145	MS-6181	
Comments: Upto Chassis No 83267 use SP-2132						
	03/03 →	MD-357	MD-8022	SP-2175	MS-6132	
2400i,, B5244 S2/SG/SG2, 103 KW	03/00 → 06/00	MD-357	MD-8022	SP-2132 SP-2145	MS-6132	
Comments: Upto Chassis No 83267 use SP-2132						
	07/00 → 02/03	MD-357	MD-8022	SP-2132 SP-2145	MS-6181	
Comments: Upto Chassis No 83267 use SP-2132						
	03/03 →	MD-357	MD-8022	SP-2175	MS-6181	
2400i,, B5244 SG, 103 KW	08/99 → 02/00	MD-357	MD-9294	SP-2100	MS-6132	
2400i,, B5252 S, 106 KW	01/97 → 02/00	SP-829	MD-9294	SP-2100	MS-6132	
2500 R AWD T, 221 KW	03/03 → 09/07	MD-357	MD-5254	SP-2175	MS-6181	
2500 R AWD, B5254 T2, 154 KW	10/02 → 02/03	MD-357	MD-8022	SP-2145	MS-6181	
	03/03 → 09/07	MD-357	MD-8022	SP-2175	MS-6181	
2500 R AWD, B5254 T3, 221 KW	03/03 → 09/07	MD-357		SP-2175	MS-6181	

		 OIL	 AIR	 FUEL	 CABIN	 OTHER
VOLVO						
V70 I (97-07)						
2500 TDI, D5252, 103 KW	03/00 → 09/01	SP-1040	MD-9294	SP-1030	MS-6181	
	01/97 → 02/00	SP-1040	MD-9294	SP-1030	MS-6181	
V70 II (07-)						
1600 D, D4164T, 80 KW	01/10 →	MD-509	MD-8418	SP-1360	MS-6388	
1600 D2, D4162T, 84 KW	06/11 →	MD-509	MD-8418		MS-6388	
1600 T4, B4164T, 132 KW	11/10 →	SP-1073	MD-8418		MS-6388	
2000 D3, D5204T2, 120 KW	05/10 →		MD-8418	MD-647	MS-6388	
2000 Diesel, D4204T, 100KW	10/07 → 04/10	MD-525	MD-8354	MD-647	MS-6388	
2000 T5, B4204T7, 177 KW	11/10 →		MD-8418	SP-2174	MS-6388	
2000 Turbo, B4204T6, 149 KW	04/10 →		MD-8418	SP-2174	MS-6388	
2000, B4204, 107 KW	10/07 → 09/10		MD-8354		MS-6388	
2400 D, D5244T5, 120 KW	08/07 → 04/09	MD-469		MD-647	MS-6388	
2400 D5, D5244T11, 158 KW	06/11 →		MD-8418	SP-2174	MS-6388	
2400 D5, D5244T4, 136 KW	08/07 → 03/09	MD-469	MD-8418	MD-647	MS-6388	
2400D, D5244T14, 129KW	04/09 → 05/10	MD-469	MD-8418	MD-647	MS-6388	
2400D5, D5244T10, 151KW	04/09 →	MD-469	MD-8418	MD-647	MS-6388	
2500, B5254T10, B5254T11, 170 KW	10/09 →	MD-469	MD-8306	SP-2174	MS-6388	
2500, B5254T6, B5254T8, 147 KW	08/07 → 12/09	MD-469	MD-8306	SP-2147	MS-6388	
3000 T6, B6304T2, 210 KW	08/07 → 05/09	MD-627	MD-8352	SP-2174	MS-6388	
3000 T6, B6304T4, 224 KW	04/10 →	MD-627	MD-8352	SP-2174	MS-6388	
3200 AWD, B6324S5, 179 KW	05/10 →	MD-627	MD-8352	SP-2174	MS-6388	
3200, B6324S, 175 KW	08/07 → 04/10	MD-627	MD-8352	SP-2174	MS-6388	
V90 (97-98)						
3000i, B6304 G, 150 KW	01/97 → 12/98	SP-829	MD-9588	SP-2004	MS-6132	
3000i, B6304 S2, 132 KW	01/97 → 05/97	SP-829	MD-9588	SP-2004	MS-6132	
XC60 (08-)						
1600D Drive, D4164 T, 80 KW	04/09 →	MD-509	MD-8418	SP-1360	MS-6388	
2000 D3, D5204T2, 120 KW	05/10 →		MD-8418	MD-647	MS-6388	
2000 T5, B4204T7, 177 KW	11/10 →		MD-8418	SP-2147	MS-6388	
2000 Turbo, B4204T6, 149 KW	05/10 →		MD-8418	SP-2174	MS-6388	
2400 D, D5244T14, 129 KW	04/09 → 05/10	MD-573	MD-8418	MD-647	MS-6388	
2400 D, D5244T5, 120KW	10/08 → 05/10	MD-573	MD-8418	MD-647	MS-6388	
2400 D5, D5244T10, 151 KW	04/09 →	MD-573	MD-8418	MD-647	MS-6388	
2400 D5, D5244T11, 158 KW	06/11 →		MD-8418	MD-647	MS-6388	
2400 D5, D5244T4, 136KW	10/08 → 03/09	MD-573	MD-8418	MD-647	MS-6388	
3000 T6, B6304T2, 210 KW	10/08 → 04/10	MD-627	MD-8352	SP-2174	MS-6388	
3000 T6, B6304T4, 224 KW	05/10 →	MD-627	MD-8352	SP-2174	MS-6388	
3200 AWD, B6324S5, 179 KW	05/10 →	MD-627		SP-2174	MS-6388	
3200, B6324S, 175 KW	07/09 → 04/10	MD-627		SP-2174	MS-6388	
XC70 I (02-07)						
2400 D5, D5244T2, 120 KW	08/02 → 09/07	MD-469	MD-9588	SP-1281	MS-6181	
2400 D5, D5244T3, 136 KW	08/05 → 09/07	MD-469	MD-8260	SP-1281	MS-6181	
2400 T, B5244T3, 147 KW	09/00 → 09/02	MD-537	MD-8232	SP-2145	MS-6181	
Comments: From chassis no. 16634						
	09/00 → 09/02	MD-537	MD-8232	SP-2132	MS-6181	
Comments: To chassis no. 16633						
2500 T, B5254T2, 154 KW	08/02 → 08/05	MD-357	MD-8232	SP-2145	MS-6181	
XC70 II (07-)						
2000 D3, D5204T2, 120 KW	05/10 →		MD-8418	MD-647	MS-6388	
2400 D5, D5244T4, 136 KW	08/05 → 03/09	MD-469	MD-8260	MD-647	MS-6388	
2400D, D5244T14, 129KW	04/09 →	MD-469	MD-8418	MD-647	MS-6388	
2400D, D5244T5, 120KW	08/07 →	MD-469	MD-8418	MD-647	MS-6388	
2400D5, D5244T10, 151 KW	04/09 →	MD-469	MD-8418	MD-647	MS-6388	
2400D5, D5244T11, 158 KW	06/11 →		MD-8418	MD-647	MS-6388	
3000 T6, B6304T2, 210 KW	09/08 → 04/10	MD-627	MD-8352	SP-2175	MS-6388	
3000 T6, B6304T4, 224 KW	05/10 →	MD-627	MD-8352	SP-2175	MS-6388	
3200, B6324S, 175 KW	08/07 → 12/08	MD-627	MD-8352	SP-2175	MS-6388	
XC90 / XC90 Sport (02-)						

VOLVO

XC90 / XC90 Sport (02-)						
2400 D5, D5244 T2, 120 KW	09/02 →	MD-469	MD-8232	SP-1281	MS-6181	
	09/02 →	MD-469	MD-8022	MD-553	MS-6181	
2400 D5, D5244 T3, 136 KW	08/05 →	MD-469	MD-8260	SP-1281	MS-6181	
Comments: Chassis no. to 71956 spin-on filter						
	08/05 →	MD-469	MD-8260	MD-553	MS-6181	
Comments: From chassis no. 71957						
2400 D5, D5244T11, 158 KW	06/11 →		MD-8418	MD-647	MS-6181	
2500 T, B5254 T2, 154 KW	09/02 → 10/06	MD-357	MD-8232	SP-2145	MS-6181	
3000 T6, B6294 T, 200 KW	09/02 →	MD-357	MD-8232	SP-2145	MS-6181	
3200 T6, B6324 S, 175 KW	08/06 →	MD-357		SP-2145	MS-6181	
3200, B6324 S, 179 KW	04/10 →	MD-627		SP-2145	MS-6181	
4400 V8, B8444 S, 232 KW	01/05 →	MD-357	MD-8400	SP-2145	MS-6181	

VW (VOLKSWAGEN)

181 (69-79)						
1500, 32 KW	09/69 → 07/70		MD-7000			
1600, 32-35 KW	08/70 → 02/79		MD-7000			
411/412 (68-75)						
411/411E/LE/L, W/V, 50-59 KW	07/68 → 08/73	SP-829		FF-010		
412E/LE, AT/AN, 55-63 KW	07/73 → 03/75	SP-829		FF-010		
Amarok (10-)						
2000 TDI, CDBA CFNA, 90 KW	01/10 →	MD-679			MS-6277 MS-6277C	
2000 TDI, CDCA, 120 KW	01/10 →	MD-679			MS-6277 MS-6277C	
2000 TDI, CNEA CSHA, 132 KW	11/11 →				MS-6277 MS-6277C	
2000 TFSI, CFPA, 118 KW	12/10 →	SP-1356			MS-6277 MS-6277C	
Beetle (5C) 11-						
1200 TSI, CBZB, 77 KW	10/11 →		MD-5226 MD-5226/1		MS-6274 MS-6274C	
Comments: MD-5226/1: For cold climates						
	10/11 →		MD-5226 MD-5226/1	SP-2156	MS-6274 MS-6274C	
Comments: SP-2156: With integrated pressure regulator 4 bar						
	10/11 →		MD-5226 MD-5226/1	SP-2149	MS-6274 MS-6274C	
Comments: SP-2149: With int. pressure regulator 6.6 bar						
1400 TSI, CAVD, 118 KW	10/11 →		MD-8060	SP-2149	MS-6274 MS-6274C	
Comments: SP-2149: With int. pressure regulator 6.6 bar						
	10/11 →		MD-8060	SP-2156	MS-6274 MS-6274C	
Comments: SP-2156: With integrated pressure regulator 4 bar						
1600 TDI, CAYC, 77 KW	10/11 →	MD-613	MD-8060	MD-615	MS-6274 MS-6274C	
2000 TDI, CFFB CJAA, 103 KW	04/12 →	MD-437	MD-8060	MD-615	MS-6274 MS-6274C	
2000 TSI, CBFA, CCTA, CCZA, 147 KW	10/11 →	SP-1356	MD-8060	SP-2149	MS-6274 MS-6274C	
Comments: SP-2149: With int. pressure regulator 6.6 bar						
	10/11 →	SP-1356	MD-8060	SP-2156	MS-6274 MS-6274C	
Comments: SP-2156: With integrated pressure regulator 4 bar						
Beetle I (54-03)						
1200, D, 22-25 KW	01/54 → 08/75		MD-9400	FF-010		
1200/1300, D/E/F/AB, 22-32 KW	01/54 → 12/85		MD-9400	FF-010		
1303/1303S, AR/AK, 32-35 KW	07/71 → 07/74		MD-9400	FF-010		
Beetle II (98-)						

VW (VOLKSWAGEN)

Beetle II (98-)

1600i Eng:AWH 74KW	10/99 → 09/02	SP-978	MD-9422	SP-2120	MS-6109 MS-6109C
1600i, Eng. AWH, 74 KW	08/02 →	SP-978	MD-9422	SP-2120	MS-6109 MS-6109C
1800i Eng:APH/AVC, 110KW	06/98 →	SP-978	MD-9422	SP-2120	MS-6109 MS-6109C
1900TDi Eng:AGR/ALH,66KW	06/98 →	MD-355	MD-9422		MS-6109 MS-6109C
1900TDi Eng:ATD, 74KW	10/00 →	MD-355	MD-9422	SP-1041	MS-6109 MS-6109C
2000i Eng:AEG/AQY/APK, 85KW	06/98 →	SP-978	MD-9422	SP-2120	MS-6109 MS-6109C
2000i Eng:BEV/CBPA, 85KW	07/07 →	SP-978	MD-9422	SP-2120	MS-6109 MS-6109C
2300 V5 24V Eng:AQN, 125KW	10/00 →	MD-437	MD-9422	SP-2120	MS-6109 MS-6109C
2300 V5 Eng:AGZ, 110KW	01/99 → 12/00	MD-437	MD-9422	SP-2120	MS-6109 MS-6109C
3200RSi Eng:AXJ, 165KW	05/00 → 07/01	MD-437	MD-9422	SP-2120	MS-6109 MS-6109C

Bora I (98-05)








1400i, AHW/ AKQ, 55 KW	10/98 → 05/05	SP-1135	MD-9482	SP-2120	MS-6109 MS-6109C
1600 FSI, BAD, 81 KW	01/02 → 05/05	SP-1135	MD-9422	SP-2120	MS-6109 MS-6109C
1600, AVU,BFG, 75 KW	10/00 → 05/05	SP-1135	MD-9482	SP-2120	MS-6109 MS-6109C
1600i, AEH, 74 KW	10/98 → 05/05	SP-978	MD-9422	SP-2120	MS-6109 MS-6109C
1600i, ATN/AUS/AZD, 77 KW	02/00 → 05/05	SP-1135	MD-9482	SP-2120	MS-6109 MS-6109C

Comments: Engine code ATN + AUS

	02/00 → 05/05	SP-1135	MD-8040	SP-2120	MS-6109 MS-6109C
--	---------------	---------	---------	---------	---------------------

Comments: Engine code AZD + BCB

1800 T 20V, AGU/AGZ/ARX/AUM, 110 KW	10/00 → 05/05	SP-978	MD-9422	SP-2120	MS-6109 MS-6109C
1800 T Sport , AUQ, 132 KW	03/02 → 05/05	SP-978	MD-9422	SP-2120	MS-6109 MS-6109C
1800i, AGN, 92 KW	10/98 → 05/05	SP-978	MD-9422	SP-2120	MS-6109 MS-6109C
1900 SDI,AGP, AQM, 50 KW	05/99 →	MD-355	MD-9422	SP-1041	MS-6109 MS-6109C
1900 TDI, ARL, 110 KW	10/00 → 05/05	MD-355	MD-9422	SP-1041	MS-6109 MS-6109C
1900 TDI, AHF, 81 KW	10/98 → 06/02	MD-355	MD-9422	SP-1041	MS-6109 MS-6109C
1900 TDI, AJM, 85 KW	10/98 → 09/01	MD-355	MD-9422	SP-1041	MS-6109 MS-6109C
1900 TDI, ASZ, 96 KW	04/01 → 05/05	MD-355	MD-9422	SP-1041	MS-6109 MS-6109C
1900 TDI, ATD, 74 KW	10/00 → 05/05	MD-355	MD-9422	SP-1041	MS-6109 MS-6109C
1900 TDI,AGR/ALH, 66 KW	10/98 → 06/02	MD-355	MD-9422	SP-1041	MS-6109 MS-6109C
2000i, AQY, AZH, 85 KW	10/98 → 05/05	SP-978	MD-9422	SP-2120	MS-6109 MS-6109C
2300 V5 24V,AQN,125 KW	10/00 → 06/02	MD-437	MD-9422	SP-2120	MS-6109 MS-6109C

		 OIL	 AIR	 FUEL	 CABIN	 OTHER
VW (VOLKSWAGEN)						
Bora I (98-05)						
2300i V5,AGZ,110 KW	10/98 → 12/00	MD-437	MD-9422	SP-2120	MS-6109 MS-6109C	
2800i V6 24V, AQP/AUE,150 KW	04/99 → 05/05	MD-437	MD-9422	SP-2120	MS-6109 MS-6109C	
Caddy I (82-92)						
1500, JB, 51KW	08/81 → 07/83	SP-812	MD-9408	FF-010		
1600, EW, 55KW	08/82 → 07/92	SP-812	MD-9408	FF-010		
1600D, JK/ME, 40KW	08/82 → 07/92	SP-915	MD-9404	SP-966		
1800i, JH, 70KW	08/85 → 12/92	SP-812	MD-9436	SP-2020		
Caddy II (95-04)						
1400, AEX/AKV/APQ/AUD, 37KW	11/94 → 02/04	SP-1066	MD-130	SP-2024	MS-6109 MS-6109C	
1400i, AUA,44KW	11/94 → 02/04	SP-1066	MD-130	SP-2024	MS-6109 MS-6109C	
1600i, 1F, 55KW	11/94 → 02/04	SP-978	MD-9208	SP-2024	MS-6109 MS-6109C	
1600i, AEE, 55KW	06/96 → 02/04	SP-1066	MD-130	SP-2024	MS-6109 MS-6109C	
1600i, AEE, 55KW	06/96 → 02/04		MD-9208		MS-6109 MS-6109C	
1700SDI AHB 42KW	07/96 → 02/04	SP-980	MD-9208	SP-972	MS-6109 MS-6109C	
1900SDI 1Y 47KW	11/95 → 02/04	SP-980	MD-9710	SP-972	MS-6109 MS-6109C	
1900SDI AEF 47KW	05/96 → 02/04	SP-1065	MD-9208	SP-972	MS-6109 MS-6109C	
1900SDI AEY 47KW	11/94 → 02/04	SP-980	MD-9208	SP-972	MS-6109 MS-6109C	
1900TDI 66KW	08/96 → 02/04	SP-980	MD-9710	SP-972	MS-6109 MS-6109C	
1900TDi, (ALH), 66KW	08/96 → 01/04	MD-355	MD-9710	SP-1110	MS-6109 MS-6109C	
Caddy III (04-10)						
1400 16V, BUD, 59 KW	06/06 → 12/10	SP-1135	MD-8358	SP-2156	MS-6274 MS-6274C	
1400, BCA ,55 KW	02/04 → 12/10	SP-1135	MD-8040	SP-2156	MS-6274 MS-6274C	
Comments: SP-2156: With integrated pressure regulator 4 bar	02/04 → 12/10	SP-1135	MD-8040	SP-2137	MS-6274 MS-6274C	
Comments: SP-2137: Without int. pressure regulator						
1600, BGU/BSE/BSF, 75 KW	02/04 → 12/10	SP-978	MD-5226/1	SP-2156	MS-6274 MS-6274C	
Comments: SP-2156: With integrated pressure regulator 4 bar	02/04 → 12/10	SP-978	MD-5226/1	SP-2137	MS-6274 MS-6274C	
Comments: SP-2156: Without int. pressure regulator						

VW (VOLKSWAGEN)

Caddy III (04-10)

1900 TDI, BJB, BLS, 77 KW	02/04 → 12/10	MD-437	MD-8060	MD-613	MS-6274 MS-6274C
Comments: MD-613: From chassis no.2K_6_090001					
	02/04 → 12/10	MD-437	MD-8060	MD-613	MS-6274 MS-6274C
Comments: MD-613:Housing 3C01 27400C UFI					
	02/04 → 12/10	MD-437	MD-8060	MD-615	MS-6274 MS-6274C
Comments: MD-615: Chassis no. to 2K_6_090000					
	02/04 → 12/10	MD-437	MD-8060	MD-615	MS-6274 MS-6274C
Comments: MD-615: Housing 1K01 27400K(M+H)					
	02/04 → 12/10	MD-437	MD-8060	MD-539	MS-6274 MS-6274C
Comments: MD-539: Chassis no. to 2K_6_090000					
	02/04 → 12/10	MD-437	MD-8060	MD-539	MS-6274 MS-6274C
Comments: MD-539: Housing 1K01 27400B/C/J(M+H)					
1900 TDI, BSU, 55 KW	09/05 → 12/10	MD-437	MD-8060	MD-539	MS-6274 MS-6274C
Comments: MD-539: Chassis no. to 2K_6_090000					
	09/05 → 12/10	MD-437	MD-8060	MD-539	MS-6274 MS-6274C
Comments: MD-539: Housing 1K01 27400BCJ(M+H)					
	09/05 → 12/10	MD-437	MD-8060	MD-615	MS-6274 MS-6274C
Comments: MD-615: Chassis no. to 2K_6_090000					
	09/05 → 12/10	MD-437	MD-8060	MD-615	MS-6274 MS-6274C
Comments: MD-615: Housing 1K01 27400BCJ(M+H)					
	09/05 → 12/10	MD-437	MD-8060	MD-613	MS-6274 MS-6274C
Comments: MD-613: From chassis no. 2K_6_090001					
	09/05 → 12/10	MD-437	MD-8060	MD-613	MS-6274 MS-6274C
Comments: MD-613: Housing 3C01 27400C UFI					
2000 Ecofuel, BSX, 80 KW	02/06 → 12/10	MD-437	MD-5226 MD-5226/1	SP-2156	MS-6274 MS-6274C
Comments: MD-5226/1: For cold climates					
2000 SDI, BDJ, 51 KW	02/04 → 12/10	MD-437	MD-5226 MD-5226/1		MS-6274 MS-6274C
Comments: MD-5226/1: For cold climates					
	02/04 → 12/10	MD-437	MD-5226 MD-5226/1	MD-539	MS-6274 MS-6274C
Comments: MD-539: Chassis no.to 2K_6_090000					
	02/04 → 12/10	MD-437	MD-5226 MD-5226/1	MD-539	MS-6274 MS-6274C
Comments: MD-539: Housing 1K01 27400B/C/J(M+H)					
	02/04 → 12/10	MD-437	MD-5226 MD-5226/1	MD-615	MS-6274 MS-6274C
Comments: MD-615: Chassis no. to 2K_6_090001					
	02/04 → 12/10	MD-437	MD-5226 MD-5226/1	MD-615	MS-6274 MS-6274C
Comments: MD-615: Housing 1K01 27400K(M+H)					
	02/04 → 12/10	MD-437	MD-5226 MD-5226/1	MD-613	MS-6274 MS-6274C
Comments: MD-613: From chassis no.2K6_090001					
	02/04 → 12/10	MD-437	MD-5226 MD-5226/1	MD-613	MS-6274 MS-6274C
Comments: MD-613: Housing 3C01 27400C UFI					
2000 TDI, 125 KW	05/12 →				
2000 TDI, BMM, 103 KW	09/07 → 12/10	MD-437	MD-8060	MD-613	MS-6274 MS-6274C

Caddy IV (10-)

VW (VOLKSWAGEN)

Caddy IV (10-)

1200 TSI, CBZA, 63 KW	09/10 →	MD-437	MD-5226 MD-5226/1	SP-2149	MS-6274 MS-6274C	
Comments: MD-5226/1: For cold climates						
1200 TSI, CBZB, 77 KW	09/10 →	MD-437	MD-5226 MD-5226/1	SP-2149	MS-6274 MS-6274C	
Comments: MD-5226/1: For cold climates						
1600 Bifuel/LPG, BSF, CHGA, 75 KW	10/10 →	SP-978	MD-5226 MD-5226/1	SP-2156	MS-6274 MS-6274C	
Comments: MD-5226/1: For cold climates						
1600 TDI, CAYD, 75 KW	09/10 →	MD-679	MD-8060	MD-613 MD-615	MS-6274 MS-6274C	
Comments: For Housing 3C0 127 400 D (UFI) use MD-613						
1600 TDI, CAYE, 55 KW	09/10 →	MD-679	MD-8060	MD-613 MD-615	MS-6274 MS-6274C	
Comments: For Housing 3C0 127 400 D (UFI) use MD-613						
2000 EcoFuel, BSX, 80 KW	10/10 →	SP-978	MD-5226 MD-5226/1	SP-2157	MS-6274 MS-6274C	
Comments: MD-5226/1: For cold climates						
2000 TDI, CFHC, 103 KW	09/10 →		MD-8060	MD-613	MS-6274 MS-6274C	
2000 TDI, CFHE, 62 KW	09/10 →		MD-8060	MD-613	MS-6274 MS-6274C	
2000 TDI, CFHF CLCA, 81 KW	09/10 →	MD-679	MD-8060	MD-613	MS-6274 MS-6274C	
2000 TDI, CFJA, 125 KW	05/12 →		MD-8060	MD-613	MS-6274 MS-6274C	

Caravelle T4 (90-03)

1800 (T4,70) Eng:PD 49KW	12/90 → 07/92	SP-812	MD-354	FF-007	MS-6133 MS-6133C	
1900D (T4,700) Eng:1X 44KW	09/90 → 06/03	SP-1040	MD-354	SP-972	MS-6133 MS-6133C	
1900TD (T4,70) Eng:ABL 50KW	10/92 → 06/03		MD-9420	SP-972	MS-6133 MS-6133C	
2000 (T4,70) Eng:AAC 62KW	07/90 → 06/03	SP-978	MD-9420	SP-2003	MS-6133 MS-6133C	
2400D (T4,70) Eng:AAB 57KW	09/90 → 06/03	SP-958	MD-9420	SP-972	MS-6133 MS-6133C	
2400SD (T4,70) Eng:AJA 55KW	05/98 → 06/03	SP-958	MD-9420	SP-972	MS-6133 MS-6133C	
2500 (T4,70) Eng:AAF/ACU/AEN 81KW	10/90 → 06/03	SP-958	MD-9420	SP-2080	MS-6133 MS-6133C	
2500 (T4,70) Eng:AET/AEU 85KW	08/96 → 06/03	SP-958	MD-9420	SP-2003	MS-6133 MS-6133C	
2500TDi (T4, 70) Eng:AHY, 110KW	05/98 → 06/03	SP-958	MD-9420	SP-972	MS-6133 MS-6133C	
2500TDi (T4, 70) Eng:AJT, 65KW	05/98 → 06/03	SP-958	MD-9420	SP-972	MS-6133 MS-6133C	
2500TDi (T4,70) Eng:ACV, 75KW	09/95 → 06/03	SP-958	MD-9420	SP-972	MS-6133 MS-6133C	
2800 V6 (T4, 70) Eng:AMV, 150KW	06/00 → 06/03	MD-437	MD-9420	SP-2003	MS-6133 MS-6133C	

Caravelle T5 (03-)

1900TDi (7HM,7HF), Eng:BRR, 62KW	01/06 → 12/09	MD-437	MD-8046	SP-1279	MS-6277 MS-6277C	
1900TDi (7HM,7HF), Eng:BRS, 75KW	01/06 → 12/09	MD-437	MD-8046	SP-1279	MS-6277 MS-6277C	
1900TDi (T5, 7HM) Eng:AXB 77KW	05/03 → 12/09	MD-437	MD-8046	SP-1279	MS-6277 MS-6277C	
1900TDi(T5,7HM) Eng:AXC 63KW	05/03 → 12/09	MD-437	MD-8046	SP-1279	MS-6277 MS-6277C	

VW (VOLKSWAGEN)

Caravelle T5 (03-)

2000 (T5,70) Eng:AXA 85KW	05/03 → 12/09	SP-978	MD-8046	SP-2120	MS-6277 MS-6277C
2000 TDI (7E), Eng:CAAD, 84KW	05/11 →		MD-8046	SP-1279	MS-6277 MS-6277C
2000 TDI, CAAA, 62 KW	09/09 →		MD-8046	SP-1279	MS-6277 MS-6277C
2000 TDI, CAAB, 75 KW	09/09 →		MD-8046	SP-1279	MS-6277 MS-6277C
2000 TDI, CAAC, 103 KW	09/09 →		MD-8046	SP-1279	MS-6277 MS-6277C
2000 TDI, CAAE/CCHB, 100 KW	05/10 →		MD-8046	SP-1279	MS-6277 MS-6277C
2000 TDI, CFCA, 132 KW	09/09 →		MD-8046	SP-1279	MS-6277 MS-6277C
2000 TSI, CJKA, 150 KW	06/11 →	SP-1356	MD-8046	SP-2149	MS-6277 MS-6277C
2000 TSI, CJKB, 110 KW	07/12 →	SP-1356	MD-8046	SP-2149	MS-6277 MS-6277C
2500TDi (7HM, 7HM) Eng:BLJ, 128KW	11/03 → 02/08	MD-437	MD-8046	SP-1279	MS-6277 MS-6277C
Comments: SP-1279: Chassis no. to 7H_8_120000					
	03/08 → 12/09	MD-437	MD-8046	SP-1379	MS-6277 MS-6277C
Comments: SP-1379: From Chassis No 7H_8_120001					
2500TDi (T5, 7HM) Eng:AXD, 96KW	05/03 → 02/08	MD-437	MD-8046	SP-1279	MS-6277 MS-6277C
Comments: SP-1279: Chassis no. to 7H_8_120000					
	03/08 → 12/09	MD-437	MD-8046	SP-1379	MS-6277 MS-6277C
Comments: SP-1379: From Chassis No 7H_8_120001					
2500TDi (T5, 7HM) Eng:AXE, 128KW	05/03 → 02/08	MD-437	MD-8046	SP-1279	MS-6277 MS-6277C
Comments: SP-1279: Chassis no. to 7H_8_120000					
	03/08 → 12/09	MD-437	MD-8046	SP-1379	MS-6277 MS-6277C
Comments: SP-1379: From Chassis No 7H_8_120001					
3200 V6 (7HF, 7HM) Eng:CFLA,BKK, 173KW	11/03 → 12/09	MD-353	MD-8046	SP-2120	MS-6277 MS-6277C
3200 V6 (T5, 7HM) Eng:BDL, 170KW	05/03 → 12/09	MD-353	MD-8046	SP-2120	MS-6277 MS-6277C

Corrado (88-95)

1800i G60, PG, 118KW	10/88 → 09/93	SP-1074	MD-9096	SP-2003	
2000i 16V, 9A, 100-110KW	09/90 → 08/94	SP-978	MD-9276	SP-2007	
2000i, ADY, 85KW	09/93 → 07/94	SP-978	MD-9096	SP-2003	MS-6109 MS-6109C
2900i V VR6, ABV, 140KW	09/90 → 08/94	MD-303	MD-9096	SP-2003	
2900i VR6, ABV, 140KW	09/91 → 12/95	MD-353	MD-9096	SP-2003	MS-6109 MS-6109C

Crafter (06-)

2000 TDi, CKTB, 80 KW	06/11 →		MD-8282		MS-6330 MS-6330C
2000 TDi, CKTC, 100 KW	06/11 →		MD-8282		MS-6330 MS-6330C
2000 TDi, CKUB, 120 KW	06/11 →		MD-8282		MS-6330 MS-6330C
2000 TDi, CKUC, 105 KW	10/11 →		MD-8282		MS-6330 MS-6330C
2500 TDi, BJJ, 65KW	04/06 →	MD-355	MD-8282	MD-629	MS-6330 MS-6330C
2500 TDi, BJK, 80KW	04/06 →	MD-355	MD-8282	MD-629	MS-6330 MS-6330C

VW (VOLKSWAGEN)

Crafter (06-)

2500 TDi, BJL, 100KW	04/06 →	MD-355	MD-8282	MD-629	MS-6330 MS-6330C
2500 TDi, BJM, 120KW	04/06 →	MD-355	MD-8282	MD-629	MS-6330 MS-6330C

Derby (77-84)

1050, GL/HZ, 29 KW	02/80 → 12/84	SP-812	MD-9040	FF-010	
1100, HB, 37 KW	08/77 → 01/82	SP-812	MD-130	FF-010	
	02/81 → 08/82	SP-812	MD-9040	FF-010	
1300, HH, 44KW	08/77 → 01/82	SP-812	MD-130	FF-010	
	02/81 → 08/82	SP-812	MD-9040	FF-010	
1300, HK/HW, 40KW	09/82 → 12/84	SP-812	MD-130	FF-010	
900, HA, 29 KW	08/77 → 01/82	SP-812	MD-9040	FF-010	

EOS (06-)

1400 TSI, CAVD, 118 KW	05/08 → 06/10	SP-1350	MD-5226 MD-5226/1	SP-2149	MS-6274 MS-6274C
1400 TSI, CAXA, 92 KW	10/07 → 05/08	MD-535	MD-5226 MD-5226/1	SP-2149	MS-6274 MS-6274C
	06/08 → 06/10	SP-1350	MD-5226 MD-5226/1	SP-2149	MS-6274 MS-6274C
1600 FSI, BLF, 85 KW	06/06 → 08/08	MD-535	MD-8248	SP-2149	MS-6274 MS-6274C
2000 FSI, BVY/BVZ, 110 KW	06/06 →	MD-573	MD-5226 MD-5226/1	SP-2149	MS-6274 MS-6274C
2000 TDI, BMM/CBAB, 103 KW	06/06 →	MD-437	MD-8060	MD-539	MS-6274 MS-6274C
2000 TDI, CFFA, 100 Kw	11/10 → 01/00	MD-679	MD-8060	MD-613	MS-6274 MS-6274C
2000 TFSI, BPY/BWA/CAWB/CBFA/CCTA, 147 KW	05/06 →	MD-573 SP-1356	MD-8284	SP-2149	MS-6274 MS-6274C
Comments: Engine code CAWB, CBFA, CCTA, CCZA use SP-1356	05/06 →	MD-573 SP-1356	MD-8284	SP-2149	MS-6274 MS-6274C

Comments: MD-8284: Engine code BPY, BWA








	05/06 →	MD-573 SP-1356	MD-8060	SP-2149	MS-6274 MS-6274C
Comments: MD-8060: Engine code CAWB,CBFA,CCTA,CCZA					
2000 TFSI, CCZB, 155 KW	11/09 →	SP-1356	MD-8060	SP-2149	MS-6274 MS-6274C
3200 V6, BUB/CBRA, 184 KW	06/06 → 06/09	MD-437	MD-8402	SP-2159	MS-6274 MS-6274C
3600 FSI V6, CDVA, 191 KW	05/09 → 12/10	MD-437	MD-8402	SP-2149	MS-6274 MS-6274C

Fox (05-)

1200, BMD/CHFB, 40 KW	04/05 →	MD-427	MD-8050	SP-2060	MS-6216 MS-6216C
1200, CHFA, 44 KW	09/10 →	MD-427	MD-8050	SP-2060	MS-6216 MS-6216C
1400 TDI, BNM, 51 KW	04/05 →	MD-437	MD-9768	SP-1292	MS-6216 MS-6216C
1400, BKR, 55 KW	04/05 →	SP-1135		SP-2060	MS-6216 MS-6216C

Golf Cabrio (79-93)

1500, JBM 51KW	09/77 → 08/82	SP-812	MD-9408	FF-010	
1600, RE/EW, 53-55KW	08/80 → 10/93	SP-812	MD-9408	FF-010	
1600i, EG, 81KW	09/77 → 08/81	SP-812	MD-9436	SP-2002	
1800i, DX/EV/PB, 82 KW	08/81 → 08/82	SP-812	MD-9436	SP-2002	
1800i, DX/EV/PB, 82 KW	09/82 → 10/89	SP-812	MD-9436	SP-2007	
	09/82 → 10/89			SP-2020	
1800i, JH/2H, 70-72KW	08/82 → 07/88	SP-812	MD-9436	SP-2002	

		 OIL	 AIR	 FUEL	 CABIN	 OTHER
VW (VOLKSWAGEN)						
Golf Cabrio (79-93)						
1800i, JH/2H, 70-72KW	08/89 → 09/93	SP-812	MD-9436	SP-2003		
	08/89 → 09/93			SP-2020		
1800i, JH/2H, 72-74KW	08/89 → 09/93	SP-812	MD-9436	SP-2004		
1800i, JH/2H, 72-74KW	08/89 → 09/93			SP-2020		
Golf I (74-83)						
1100, FA, 37KW	07/74 → 07/75	SP-812	MD-9400	FF-010		
	08/75 → 08/82	SP-812	MD-9040	FF-010		
1300, HC, 44KW	08/79 → 08/82	SP-812	MD-9040	FF-010		
1500, JB, 51KW	08/74 → 07/75	SP-812	MD-9400	FF-010		
1500, FH, 51KW	08/75 → 08/82	SP-812	MD-9408	FF-010		
1500D BOSCH, CK, 37KW	08/76 → 07/80	SP-915	MD-9400	SP-966		
1500D CAV, CK, 37KW	08/76 → 07/80	SP-915	MD-9400	MD-093		
1600, FP/FT, 55KW	08/75 → 08/82	SP-812	MD-9408	FF-010		
1600D BOSCH, JK, 40KW	08/80 → 08/82	SP-915	MD-9404	SP-966		
1600D CAV, JK, 40KW	08/80 → 08/82	SP-915	MD-9404	MD-093		
1600i GTI, EG, 81 KW	09/75 → 07/77	SP-812	MD-9436	FF-010		
	08/77 → 08/81	SP-812	MD-9436	SP-2002		
1600TD, CY, 51KW	03/81 → 08/82	SP-915	MD-9404	SP-966		
1800i GTI, DX, 82KW	09/81 → 08/82	SP-812	MD-9436	SP-2002		
Golf II (82-92)						
1050, GN/HZ, 33-37 KW	09/82 → 10/90	SP-812	MD-9040	FF-010		
1300, HK/MH/NZ/2G, 40KW	09/82 → 10/90	SP-812	MD-130	FF-007		
1300i, HK/MH/NZ/2G, 40KW	09/86 → 10/90	SP-812	MD-9400	SP-2003	MS-6121	
1600, PN/RF, 51 - 55KW	09/82 → 10/90	SP-812	MD-9408	FF-010		
1600D, JP, 40KW	09/82 → 07/86	SP-915	MD-9404	SP-973		
	08/86 → 06/88	SP-915	MD-9404	SP-972	MS-6121	
1600D, JP, 44KW	09/89 → 10/90	SP-915	MD-9096	SP-972	MS-6121	
1600TD, JR, 51KW	09/82 → 07/86	SP-915	MD-9404	SP-973		
	08/86 → 06/88	SP-915	MD-9404	SP-972	MS-6121	
1600TD, SB, 59KW	07/88 → 10/90	SP-915	MD-9096	SP-972	MS-6121	
1800, RP, 62/66KW	09/82 → 10/90	SP-812	MD-9408	FF-010		
1800i 16V GTI, PL/KR, 95 - 102KW	10/85 → 07/88	SP-812	MD-9400	SP-2007	MS-6121	
	08/89 → 10/90	SP-812	MD-9096	SP-2020	MS-6121	
1800i G60, PG, 118KW	06/88 → 10/90		MD-9096	SP-2003	MS-6121	
1800i GTI, PF/PB, 75 - 82KW	11/82 → 12/85	SP-812	MD-9400	SP-2007		
	01/87 → 06/86	SP-812	MD-9096	SP-2007	MS-6121	
	07/86 → 10/90	SP-812	MD-9096	SP-2003	MS-6121	
1800i, 1P, 72KW Motronic	08/88 → 10/90	SP-812	MD-9096	SP-2003	MS-6121	
1800i, GU, 66KW K - Jetronic	09/84 → 07/84	SP-812	MD-9400	SP-2004	MS-6121	
	08/85 → 08/86	SP-812	MD-9400	SP-2007	MS-6121	
1800i, GU, 66KW Monojetronic	09/86 → 10/90	SP-812	MD-9096	SP-2003	MS-6121	
Golf III (90-99)						
1400i, ABD, 40KW	11/90 → 07/92	SP-812	MD-130	SP-2003		
	08/92 → 07/96	SP-839	MD-9200	SP-2003	MS-6109 MS-6109C	
1400i, AEX, 44KW	10/90 → 07/92	SP-812	MD-130	SP-2003		
1400i, AEX, 44KW	08/92 → 06/94	SP-839	MD-9200	SP-2003	MS-6109 MS-6109C	
1400i, AEX, 44KW	07/94 → 07/96	SP-839	MD-130	SP-2003	MS-6109 MS-6109C	
1600i, ABU/AEA/AEE, 55KW	09/92 → 06/94	SP-839	MD-9200	SP-2003	MS-6109 MS-6109C	
	07/94 → 07/96	SP-839	MD-130	SP-2003	MS-6109 MS-6109C	
1600i, AFT, 74KW	07/94 → 07/96	SP-978	MD-9200	SP-2003	MS-6109 MS-6109C	
1800i, AAM/ANN/ABS/ADZ, 55/66KW	10/90 → 08/94	SP-812	MD-9200	SP-2003		
	09/94 → 07/96	SP-978	MD-9200	SP-2003	MS-6109 MS-6109C	

VW (VOLKSWAGEN)








Golf III (90-99)

1900D, 1Y, 47KW	10/90 → 07/96	SP-915	MD-9200	SP-972		
1900TD, AAZ, 55KW	10/90 → 07/96	SP-915	MD-9200	SP-972		
1900TDI, AFN, 81KW	04/96 → 07/96	SP-1078	MD-9200	SP-972	MS-6109 MS-6109C	
1900TDI, AHU/ALE 66KW	07/96 → 07/96		MD-9200	SP-972	MS-6109 MS-6109C	
2000i 16V GTI, 110KW	07/92 → 07/96	SP-978	MD-9200	SP-2003	MS-6109 MS-6109C	
2000i, AGG, 85KW	10/90 → 08/93	SP-812	MD-9200	SP-2003		
	09/93 → 07/96	SP-978	MD-9200	SP-2003	MS-6109 MS-6109C	
2800i VR6, AAA, 128/140KW	01/91 → 12/94	MD-303	MD-9200	SP-2003	MS-6109 MS-6109C	
2800i VR6, ABV, 128/140KW	01/96 → 07/96	MD-353	MD-9200	SP-2003	MS-6109 MS-6109C	

Golf IV (97-07)

1400i, AHW/AKQ/APE/AXP/BCA, 55 KW	08/97 → 06/06	SP-1135	MD-9482	SP-2120	MS-6109 MS-6109C	
1600 16V ATN/AUS, 77 KW	02/00 → 06/07	SP-1135	MD-9482	SP-2120	MS-6109 MS-6109C	
Comments: Engine code ATN + AUS						
1600 16V AZD/BCD, 77 KW	02/00 → 06/07	SP-1135	MD-8040	SP-2120	MS-6109 MS-6109C	
Comments: Engine code AZD + BCB						
1600 Auto, AVU, 75 KW	10/00 → 06/07	SP-1135	MD-9482	SP-2120	MS-6109 MS-6109C	TR-015
1600 FSI, BAD, 81 KW	01/02 → 06/07	SP-1135	MD-9422	SP-2120	MS-6109 MS-6109C	
1600i AEH/AKL, 74 KW	08/97 → 06/07	SP-978	MD-9422	SP-2120	MS-6109 MS-6109C	TR-015
1800i T, AGU, ARZ, 110 KW	08/97 → 06/07	SP-978	MD-9422	SP-2120	MS-6109 MS-6109C	TR-015
1800i T, AUQ, 132 KW	09/01 → 06/07	SP-978	MD-9422	SP-2120	MS-6109 MS-6109C	
1800i, AGN, 92 KW	08/97 → 06/07	SP-978	MD-9422	SP-2120	MS-6109 MS-6109C	TR-015
1900 SDI, AGP, AQM, 50 KW	08/97 → 06/07	MD-355	MD-9422	SP-1041	MS-6109 MS-6109C	
1900 TDI ATD, AXP, 74 KW	10/00 → 06/07	MD-355	MD-9422	SP-1041	MS-6109 MS-6109C	
1900 TDI, 66 KW	08/97 → 06/02	MD-355	MD-9422	SP-1041	MS-6109 MS-6109C	TR-015
1900 TDI, AHF, ASV, 81 KW	08/97 → 06/02	MD-355	MD-9422	SP-1041	MS-6109 MS-6109C	TR-015
1900 TDI, AJM, AUJ, 85 KW	12/98 → 09/01	MD-355	MD-9422	SP-1041	MS-6109 MS-6109C	
1900 TDI, ARL, 110 KW	10/00 → 06/06	MD-355	MD-9422	SP-1041	MS-6109 MS-6109C	
1900 TDI, ASZ, 96 KW	03/01 → 06/07	MD-355	MD-9422	SP-1041	MS-6109 MS-6109C	
2000i, APK, AQY, BEH, 85 KW	06/98 → 06/07	SP-978	MD-9422	SP-2120	MS-6109 MS-6109C	TR-015
2300i V5, AGZ, 110 KW	08/97 → 12/00	MD-437	MD-9422	SP-2120	MS-6109 MS-6109C	TR-015
2800i V6, 24V, AQP, AUE, 150 KW	04/99 → 06/07	MD-437	MD-9422	SP-2120	MS-6109 MS-6109C	
3200 R32, BFH, BML, 177 KW	08/02 → 09/03	MD-437	MD-9422	SP-2120	MS-6109 MS-6109C	

Golf V (03-09)

		 OIL	 AIR	 FUEL	 CABIN	 OTHER
VW (VOLKSWAGEN)						
Golf V (03-09)						
1400 16V, BUD, 59 KW	06/06 → 09/09	SP-1135	MD-8358	SP-2156	MS-6274 MS-6274C	
1400 16V,BCA, 55 KW	10/03 → 09/05	SP-1135	MD-8040	SP-2156	MS-6274 MS-6274C	
Comments: SP-2156: With integrated pressure regulator 4 bar						
	10/03 → 09/05	SP-1135	MD-8040	SP-2137	MS-6274 MS-6274C	
Comments: SP-2137: Without int. pressure regulator						
1400 FSI, BLN/BKG, 66 KW	12/03 → 09/09	MD-535	MD-9622	SP-2060 SP-2149	MS-6274 MS-6274C	
Comments: SP-2060: Partly/or						
1400 GT TSI, BLG, 125 KW	11/05 →	MD-535	MD-8060	SP-2149	MS-6274 MS-6274C	
1400 TSI, BMY, 103 KW	06/06 → 09/09	MD-535	MD-8060	SP-2149	MS-6274 MS-6274C	
1400 TSI, CAVD, 118 KW	06/08 → 09/09	SP-1350	MD-8060	SP-2149	MS-6274 MS-6274C	
1400 TSI, CAXA, 90 KW	06/07 → 05/08	MD-535	MD-5226 MD-5226/1	SP-2149	MS-6274 MS-6274C	
	06/08 → 09/09	SP-1350	MD-5226 MD-5226/1	SP-2149	MS-6274 MS-6274C	
1600 16V, BGU,BSE,BSF, 75 KW	12/03 → 09/09	SP-978	MD-5226 MD-5226/1	SP-2137	MS-6274 MS-6274C	
Comments: SP-2137: Without integrated pressure regulator						
	12/03 → 09/09	SP-978	MD-5226 MD-5226/1	SP-2156	MS-6274 MS-6274C	
Comments: SP-2156: With integrated pressure regulator 4 bar						
1600 FSI, BAG, BLF, BLP, 85 KW	10/03 → 09/05	MD-535	MD-8248	SP-2137 SP-2060	MS-6274 MS-6274C	
	10/05 → 09/09	MD-535	MD-8248	SP-2149	MS-6274 MS-6274C	
1900 TDI, BJB/BKC, 77 KW	10/03 → 09/09	MD-437	MD-8060	MD-539 MD-615	MS-6274 MS-6274C	
1900 TDI,BRU, BXF, 66 KW	03/04 → 09/09	MD-437	MD-8060	MD-539 MD-615	MS-6274 MS-6274C	
2000 FSI, AXW, 110 KW	12/03 → 09/09	MD-573	MD-5226 MD-5226/1	SP-2060	MS-6274 MS-6274C	
Comments: MD-5226/1: For cold climates						
2000 FSI, BHY, 110 KW	12/03 → 09/09	SP-978	MD-5226 MD-5226/1	SP-2149	MS-6274 MS-6274C	
Comments: MD-5226/1: For cold climates						
2000 FSI, BLR/X/Y, 110 KW	12/03 → 09/09	MD-573	MD-5226 MD-5226/1	SP-2149	MS-6274 MS-6274C	
Comments: MD-5226/1: For cold climates						
2000 GTI, AXX, BPY,BWA, CAWB, CBFA, CCTA, 147 KW	11/04 → 09/09	MD-573 SP-1356	MD-8284	SP-2149	MS-6274 MS-6274C	
Comments: MD-8284: Engine code AXX, BPY, BWA						
	11/04 → 09/09	MD-573 SP-1356	MD-8060	SP-2149	MS-6274 MS-6274C	
Comments: MD-8060: Engine code CAWB, CBFA, CCTA						
2000 GTI, AXX, BPY,BWA,CAWB,CBFA,CCTA147 KW	11/04 → 09/09	MD-573 SP-1356	MD-8284	SP-2149	MS-6274 MS-6274C	
Comments: Engine code CAWB, CBFA, CCTA use SP-1356						
2000 SDI, BDK, 55 KW	12/03 → 09/09	MD-437	MD-5226 MD-5226/1	MD-615 MD-539	MS-6274 MS-6274C	
Comments: MD-5226/1: For cold climates						
2000 TDI, AZV/BKD/BMM, 103 KW	10/03 → 09/09	MD-437	MD-8060	MD-615	MS-6274 MS-6274C	
Comments: From chassis no.1K_6_16001 - 1K_6_60001						
	10/03 → 09/09	MD-437	MD-8060	MD-539	MS-6274 MS-6274C	
Comments: Chassis no.to 1K_6_160000 - 1K_6_600000						

VW (VOLKSWAGEN)

Golf V (03-09)

2000 TDI, BMN, 125 KW	11/05 → 09/09	MD-437	MD-8060	MD-615	MS-6274 MS-6274C
Comments: From chassis no.1K_6_160001					
	11/05 → 09/09	MD-437	MD-8060	MD-539	MS-6274 MS-6274C
Comments: Chassi no. to 1K_6_160000					
2000 TDi, BVB, 96 KW	11/05 → 09/09	MD-437	MD-8060	MD-615	MS-6274 MS-6274C
Comments: From chassis no.1K_6_16001 - 1K_6_60001					
	11/05 → 09/09	MD-437	MD-8060	MD-539	MS-6274 MS-6274C
Comments: From chassis no.1K_6_16000 - 1K_6_60000					
2000 TFSI GTI, BYD, 169KW	11/06 → 09/09	MD-573		SP-2149	MS-6274 MS-6274C
3200 R32, BUB, 184 KW	11/05 → 09/09	MD-437	MD-8402	SP-2156	MS-6274 MS-6274C

Golf VI (08-)

1200 TSI, CBZA, 63 KW	05/10 →		MD-5226 MD-5226/1	SP-2149	MS-6274 MS-6274C
1200 TSI, CBZB, 77 KW	11/09 →		MD-5226 MD-5226/1	SP-2149	MS-6274 MS-6274C
1400 TSI, CAVD, 118 KW	10/08 → 06/10	SP-1350	MD-8060	SP-2149	MS-6274 MS-6274C
	06/10 →		MD-8060	SP-2149	MS-6274 MS-6274C
1400 TSI, CAXA, 90 KW	10/08 → 06/10	SP-1350	MD-5226 MD-5226/1	SP-2149	MS-6274 MS-6274C
	06/10 →		MD-5226 MD-5226/1	SP-2149	MS-6274 MS-6274C
1400, CGGA, 59 KW	10/08 →	SP-1135	MD-8358	SP-2156	MS-6274 MS-6274C
1600 TDI BlueMotion, CAYC, 77 KW	05/09 →	MD-679	MD-8060	MD-615	MS-6274 MS-6274C
1600 TDI, CAYB, 66 KW	05/09 →	MD-679	MD-8060	MD-615	MS-6274 MS-6274C
1600, BSE/BSF/CCSA/CHGA/CMXA, 75 KW	10/08 →	SP-978	MD-5226 MD-5226/1	SP-2156	MS-6274 MS-6274C
Comments: MD-5226/1: For cold climates					
1800 TFSI, CDA A, 118 KW	06/09 →	SP-1356	MD-8060	SP-2149	MS-6274 MS-6274C
2000 TDI GTD, CB B B, 125 KW	04/09 →	MD-437	MD-8060	MD-615	MS-6274 MS-6274C
Comments: MD-437 applicable ONLY for eng.code CB B B					
2000 TDI GTD, CFGB, 125 KW	04/09 →	MD-679	MD-8060	MD-615	MS-6274 MS-6274C
2000 TDI, CBAA, CBAB, CBDB, CJAA, 103 KW	10/08 →	MD-437	MD-8060	MD-615	MS-6274 MS-6274C
Comments: MD-437 applicable ONLY for eng.code CBAA,CBAB,CJAA					
2000 TDI, CBDC, 81 KW	10/08 →	MD-437	MD-8060	MD-615	MS-6274 MS-6274C
2000 TDI, CFFA, CFFB, CFHC, 103 KW	10/08 →	MD-679	MD-8060	MD-615	MS-6274 MS-6274C
2000 TDI, CLCA, 81 KW	10/08 →	MD-679	MD-8060	MD-615	MS-6274 MS-6274C
2000 TSI GTi Edition 35, GDLD, 173 KW	06/11 →	MD-573		SP-2149	MS-6274 MS-6274C
2000 TSI GTI, CCZB, 155 KW	04/09 →	SP-1356	MD-8060	SP-2149	MS-6274 MS-6274C
2000 TSI R, CDLC, CDLF, 199 KW	11/09 →	MD-573		SP-2149	MS-6274 MS-6274C

VW (VOLKSWAGEN)

Golf VI (08-)

2000 TSI R, CDLC, CRZA, 188 KW	11/09 →	MD-573		SP-2149	MS-6274 MS-6274C	
2500 V5, CBTA, CBUA, 125 KW	11/09 →	MD-573	MD-8432	SP-2156	MS-6274 MS-6274C	

Jetta I (79-83)

1100, GG, 37 KW	08/79 → 12/83	SP-812	MD-9040	FF-009		TR-023
1300, GF, 44KW	08/79 → 12/83	SP-812	MD-9040	FF-010		TR-023
1500, JB, 51 KW	08/79 → 12/83	SP-812	MD-9408	FF-007		TR-023
1500D, CK, 37Kw	08/79 → 07/80	SP-915	MD-9404	MD-093 SP-966		TR-023
Comments: CAV/Delphi injection system use MD-093						
1600, FR, 63KW	08/80 → 12/83	SP-812	MD-9408	FF-007		
1600D JK, 40kW	08/80 → 12/83	SP-915	MD-9404	MD-093 SP-966		TR-023
Comments: CAV/Delphi injection system use MD-093						
1600i GTI, EG, 81KW	08/79 → 07/82	SP-812	MD-9436	SP-2002		TR-023
1600TD, CY, 51KW	03/82 → 12/83	SP-915	MD-9404	SP-966		TR-023
1800 Li, GLi, EV, 82KW	08/82 → 12/83	SP-812	MD-9436	SP-2002		TR-023

Jetta II (83-91)

1300, GT, 44KW	08/83 → 10/86	SP-812	MD-130	FF-007	MS-6121	TR-023
1300, MH, 40KW	01/84 → 10/91	SP-812	MD-130	FF-007	MS-6121	TR-023
1300i Digijet, MH, 40 KW	01/84 → 10/91	SP-812	MD-9400	SP-2003	MS-6121	TR-023
1600, EZ, 55Kw	01/84 → 10/91	SP-812	MD-9408	FF-007	MS-6121	TR-023
1600, PN, 51Kw	10/86 → 10/91	SP-812	MD-9408	FF-007	MS-6121	TR-023
1600, RF (KAT), 53Kw	03/86 → 10/91	SP-812	MD-9408	FF-007	MS-6121	TR-023
1600D BOSCH, JP, 40KW	03/84 → 07/87	SP-915	MD-9404	SP-973	MS-6121	TR-023
	08/87 → 10/91	SP-915	MD-9404	SP-972	MS-6121	TR-023
	01/84 → 02/84	SP-915	MD-9404	SP-966	MS-6121	TR-023
1600D CAV, JP, 40KW	01/84 → 10/91	SP-915	MD-9404	MD-093	MS-6121	TR-023
1600TD BOSCH, JR, 51KW	03/83 → 02/84	SP-915	MD-9404	SP-966	MS-6121	TR-023
	03/84 → 07/87	SP-915	MD-9404	SP-973	MS-6121	TR-023
	08/87 → 06/89	SP-915	MD-9404	SP-972	MS-6121	TR-023
	07/89 → 10/91	SP-915	MD-9096	SP-972	MS-6121	TR-023
1600TD CAV, JR, 51KW	01/84 → 06/89	SP-915	MD-9404	MD-093	MS-6121	TR-023
	07/89 → 10/91	SP-915	MD-9096	MD-093	MS-6121	TR-023
1600TD, 1V, 44KW	01/90 → 10/91	SP-915	MD-9096	SP-966	MS-6121	TR-023
1600TD, SB, 59KW	04/89 → 10/91	SP-915	MD-9096	SP-966	MS-6121	TR-023
1800 16V, KR, 102KW	06/87 → 10/91	SP-812	MD-9400	SP-2007	MS-6121	TR-023
1800 16V, PL, 95Kw	08/86 → 10/91	SP-812	MD-9400	SP-2007	MS-6121	TR-023
1800 Syncro, 1P, 72KW	08/88 → 07/91	SP-812	MD-9096	SP-2003	MS-6121	TR-023
1800 Syncro, RP, 66KW	08/87 → 12/88	SP-812	MD-9096	SP-2003	MS-6121	TR-023
1800, GU,HV, 66Kw	08/86 → 01/90	SP-812	MD-9408	FF-007	MS-6121	TR-023
1800, GX, 66Kw	08/86 → 10/87	SP-812	MD-9400	FF-007	MS-6121	TR-023
	11/87 → 10/91	SP-812	MD-9400	SP-2007	MS-6121	TR-023
1800, PB, 82kW	08/87 → 10/91	SP-812	MD-9096	SP-2007	MS-6121	TR-023
1800, PF, 79KW	08/85 → 12/86	SP-812	MD-9400	SP-2007	MS-6121	TR-023
	01/87 → 10/91	SP-812	MD-9096	SP-2007	MS-6121	TR-023
1800, RH, 62Kw	08/86 → 01/90	SP-812	MD-9408	FF-007	MS-6121	TR-023
1800, RP, 66Kw	08/86 → 10/87	SP-812	MD-9096	FF-007	MS-6121	TR-023
	11/87 → 10/87	SP-812	MD-9096	SP-2003	MS-6121	TR-023

Jetta III (05-)

1400 TSI, CAVD, 118 KW	07/08 →	SP-1350	MD-5226 MD-5226/1	SP-2149	MS-6274 MS-6274C	
Comments: Cold Climates use MD-5226/1						
1400 TSI, CAXA, 90 KW	09/07 → 05/08	MD-535	MD-5226 MD-5226/1	SP-2149	MS-6274 MS-6274C	
Comments: Cold Climates use MD-5226/1						
	06/08 →	SP-1350	MD-5226 MD-5226/1	SP-2149	MS-6274 MS-6274C	
Comments: Cold Climates use MD-5226/1						

VW (VOLKSWAGEN)

Jetta III (05-)

1400 TSI,BLG, 125 KW	07/06 →	MD-535	MD-8060	SP-2149	MS-6274 MS-6274C	
1400 TSI,BMY, 103 KW	07/06 →	MD-535	MD-8060	SP-2149	MS-6274 MS-6274C	
1600 16V, BSE, BSF, 75 KW	07/05 →	SP-978	MD-5226	SP-2137	MS-6274 MS-6274C	
Comments: SP-2137: Without integrated pressure regulator						
	07/05 →	SP-978	MD-5226	SP-2156	MS-6274 MS-6274C	
Comments: SP-2156: With integrated pressure regulator 4 bar						
1600 FSI, BLF, 85 KW	07/05 →	MD-535	MD-9622	SP-2149	MS-6274 MS-6274C	
1600 TDI, CAYB, 66 KW	12/09 →	MD-679	MD-8060	MD-615	MS-6274 MS-6274C	
1600 TDI, CAYC, 77 KW	06/09 →	MD-679	MD-8060	MD-615	MS-6274 MS-6274C	
1900 TDI, BKC,BLS, 77 KW	07/05 →	MD-437	MD-8060	MD-539	MS-6274 MS-6274C	
Comments: Chassis no.to1K_6_817800						
	07/05 →	MD-437	MD-8060	MD-615	MS-6274 MS-6274C	
Comments: From chassis no.1K_6_817801						
2000 FSI TFSI, BWA, 147 KW	09/05 →	MD-573	MD-8284		MS-6274 MS-6274C	
Comments: MD-8284: Engine code BWA,BPY						
	09/05 →	MD-573	MD-8060		MS-6274 MS-6274C	
Comments: MD-8060: Engine code CCTA						
2000 FSI, BLR, BVZ, 110 KW	07/05 →	MD-573	MD-5226 MD-5226/1	SP-2149	MS-6274 MS-6274C	
Comments: MD-5226/1: For cold climates						
2000 TDI, AZV, CBDA, 100 KW	09/05 →	MD-437	MD-8060	MD-615	MS-6274 MS-6274C	
Comments: From chassis no.1K_6_817801						
	09/05 →	MD-437	MD-8060	MD-539	MS-6274 MS-6274C	
Comments: Chassis no. to 1K_6_817800						
2000 TDI, BKD, BMM, 103 KW	07/05 →	MD-437	MD-8060	MD-615	MS-6274 MS-6274C	
Comments: Chassis no. to1K_6_817801						
	07/05 →	MD-437	MD-8060	MD-539	MS-6274 MS-6274C	
Comments: Chassis no. to1K_6_817800						
2000 TDI, BMN, 125 KW	07/06 →	MD-437	MD-8060	MD-539	MS-6274 MS-6274C	
2000 TDI, CLCA, 81 KW	02/10 →	MD-679	MD-8060	MD-615	MS-6274 MS-6274C	
2500 V5, BPR, BPS, 110 KW	10/05 →	MD-573	MD-8432	SP-2156	MS-6274 MS-6274C	
2500 V5, CCCA, CBTA, 125 KW	07/07 →	MD-573	MD-8432	SP-2156	MS-6274 MS-6274C	
Jetta IV (11-)						
1200 TSI, CBZB, 77 KW	01/11 →		MD-5226 MD-5226/1	SP-2149	MS-6274 MS-6274C	
Comments: Cold Climates use MD-5226/1						
1400 TSI, CAVA, 110 KW	05/11 →		MD-5226 MD-5226/1	SP-2149	MS-6274 MS-6274C	
Comments: Cold Climates use MD-5226/1						
1400 TSI, CAVD, 118 KW	05/11 →		MD-5226 MD-5226/1	SP-2149	MS-6274 MS-6274C	
Comments: Cold Climates use MD-5226/1						

VW (VOLKSWAGEN)

Jetta IV (11-)

1400 TSI, CAXA, CMSB, 90 KW	07/11 →		MD-5226 MD-5226/1	SP-2149	MS-6274 MS-6274C	
Comments: Cold Climates use MD-5226/1						
1600 TDI, CAYC, 77 KW	01/11 →	MD-679	MD-5226 MD-5226/1	MD-615	MS-6274 MS-6274C	
Comments: Cold Climates use MD-5226/1						
1600, CLRA, 77 KW	01/12 →		MD-8358	SP-2156	MS-6274 MS-6274C	
2000 TDI, CFFB, CLCB, 103 KW	01/11 →	MD-679	MD-5226 MD-5226/1	MD-615	MS-6274 MS-6274C	
Comments: Cold Climates use MD-5226/1						
2000 TDI, CJAA, 103 KW	01/11 →	MD-437	MD-5226 MD-5226/1	MD-539	MS-6274 MS-6274C	
Comments: Cold Climates use MD-5226/1						
2000 TSI, CBFA, CCTA, CCZA, 147 KW	01/11 →	SP-1356	MD-5226 MD-5226/1	SP-2149	MS-6274 MS-6274C	
Comments: Cold Climates use MD-5226/1						
2000, CBPA, CKJA, 85 KW	01/11 →	SP-978	MD-5226 MD-5226/1	SP-2156	MS-6274 MS-6274C	
Comments: Cold Climates use MD-5226/1						
2500 V5, CBTA, CBUA, CCCA, 125 KW	01/11 →	MD-573	MD-8432	SP-2156	MS-6274 MS-6274C	
Comments: Cold Climates use MD-5226/1						

LT (74-97)

2000, CH, 55 KW	01/76 → 11/81	SP-812	MD-232 MD-7068	FF-009		
2400, DL, 66KW	12/81 → 07/92	SP-915	MD-300 MD-7062	FF-009		
2400D, 1G, 55KW	05/86 → 07/88	SP-1044	MD-300 MD-7062	SP-973		
2400D, DL, 55KW	12/79 → 12/81 12/81 → 04/86	SP-1020 SP-1044	MD-300 MD-7062	SP-966		
2400D, HS, 55KW	08/88 → 07/95	SP-1044	MD-300 MD-7062	SP-972		
2400D,DL, 55KW	08/77 → 12/79	SP-827	MD-232 MD-7068	MD-093		
2400TD, ACL, 75KW	12/81 → 04/86	SP-1044	MD-300 MD-7062	SP-966		
2400TD, ACL, 75KW	05/86 → 07/88	SP-1044	MD-300 MD-7062	SP-973		
2400TD, DV, 75KW	08/88 → 07/97	SP-1044	MD-300 MD-7062	SP-972		
2700D (PERKINS)	01/76 → 12/79	SP-827	MD-232 MD-7068	MD-093		

LT 28 (96-)

2300i, AGL, 105KW	04/96 →	MD-341	MD-9362	SP-2003	MS-6025 MS-6025C	
2500SDI, AGX, 55KW	04/96 →	MD-355	MD-9362	SP-1041	MS-6025 MS-6025C	
2500TDI, AHD, 75KW	04/96 →	MD-355	MD-9362	SP-1041	MS-6025 MS-6025C	
2500TDI, APA/ANJ/AVR, 66/80KW	08/98 →	MD-355	MD-9362	SP-1041	MS-6025 MS-6025C	
2800TDI, AGK, 92KW	04/96 →	SP-1334	MD-9362	SP-1041	MS-6025 MS-6025C	
2800TDI, ATA, 96KW	10/97 →	SP-1334	MD-9362	SP-1041	MS-6025 MS-6025C	
2800TDI, AUH, 116 KW	04/02 →	SP-1334	MD-9362	MD-555	MS-6025 MS-6025C	

LT35/LT46 (97-)

VW (VOLKSWAGEN)

LT35/LT46 (97-)

2500SDI, AGX, 55KW	04/97 →	MD-355	MD-9362	SP-1041	MS-6025 MS-6025C
2800 TDI, AUH, 116 KW	04/02 →	MD-355	MD-9362	MD-555	MS-6025 MS-6025C
2800TDI, AUH, 116 KW	04/02 →	MD-355	MD-9362	MD-555	MS-6025 MS-6025C
	04/02 →	SP-1334	MD-9362	MD-555	MS-6025 MS-6025C

Lupo (98-05)

1000 AER/HT/LD/LL/NV/UC, 37 KW	10/98 → 05/05	SP-1066	MD-9560	SP-2060	MS-6109 MS-6109C
1000D	10/97 → 05/05	SP-1065	MD-746	SP-972	MS-6109 MS-6109C
1000i , AHT/ALL/AER, 37 KW	08/98 → 05/05	SP-1123	MD-130	SP-2060	MS-6109 MS-6109C
1000i 37KW AHT/ALL/AER	10/97 → 07/98	SP-839	MD-130	SP-2060	MS-6109 MS-6109C
1200TDi, ANY, 45KW	08/98 → 05/05	MD-437	MD-746		MS-6109 MS-6109C
1400i, AFK/ANM/AQQ/AUB, 74KW	10/98 → 07/99	SP-839	MD-9482	SP-2060	MS-6109 MS-6109C
	08/98 → 05/05	SP-1066	MD-9482	SP-2060	MS-6109 MS-6109C
1400i, AHW/AKQ/APE/AUA/BBY, 55KW	10/97 → 07/98	SP-839	MD-9482	SP-2060	MS-6109 MS-6109C
	08/98 → 05/05	SP-1066	MD-9482	SP-2060	MS-6109 MS-6109C
1400i, ARR, 77KW	08/00 → 05/05	SP-1066		SP-2060	MS-6109 MS-6109C
1400TDI, AMF, 55KW	01/99 → 05/05	MD-437	MD-746	SP-1258	MS-6109 MS-6109C
1700SDI, AKU, 44KW	10/97 → 05/05	SP-1065	MD-746	SP-1258	MS-6109 MS-6109C

Passat I (73-80)

1300, ZA, 40KW	08/73 → 08/79	SP-812	MD-130	FF-010	
	09/79 → 07/80	SP-812	MD-9040	FF-010	
1500, ZB, 55 KW	08/73 → 07/80	SP-812	MD-130	FF-010	
1500D BOSCH, CK, 37 KW	09/77 → 07/80	SP-915	MD-9400	SP-966	
1500D CAV, CK, 37 KW	09/77 → 07/80	SP-915	MD-9400	MD-093	
1600, YP.YN/FS, 51-63KW	03/77 → 03/88	SP-812	MD-130	FF-010	
1600i, YS, 81KW	08/79 → 07/80	SP-812	MD-9436	SP-2002	

Passat II (80-89)

1300, EP/FZ, 44KW	09/82 → 03/88	SP-812	MD-130	FF-007	
1300, FY, 40KW	08/80 → 08/82	SP-812	MD-9040	FF-010	
1600, PP/WV/WY/YN/1F/EZ/YP/RF, 51-63KW	03/80 → 03/88	SP-812	MD-130	FF-010	
1600D, JK, 40KW BOSCH	08/80 → 03/88	SP-915	MD-9404	SP-966	
1600D, JK, 40KW CAV	08/80 → 03/88	SP-915	MD-9404	MD-093	
1600i, DZ, 81KW	08/80 → 08/81	SP-812	MD-9436	SP-2002	
1600TD, CY, 51KW	09/81 → 03/88	SP-915	MD-9404	SP-966	
1800, JN, 66KW	01/83 → 03/88	SP-812	MD-130	FF-010	
1800i, DZ/RM/JN, 66KW/82KW	09/84 → 03/88	SP-812	MD-9404	SP-2007	
1900, WN, 85KW	08/80 → 08/82	SP-812	MD-130	FF-010	
2000i , KX, 85KW	09/82 → 03/88	SP-812	MD-9404	SP-2007	
2200i, KV, 100 KW	01/85 → 03/88	SP-812	MD-9404	SP-2007	

Passat III (88-97)

1600, EZ, 53/55KW	04/88 → 07/92	SP-812	MD-9096	FF-010	MS-6122 MS-6108
1600i, AEK, 74KW	06/94 → 12/94	SP-978	MD-9096	SP-2003	MS-6122 MS-6108

VW (VOLKSWAGEN)

Passat III (88-97)

1600TD, SB, 59KW	04/88 → 09/93	SP-915	MD-9096	SP-972	MS-6122 MS-6108
1800i G60, PG, 118KW	09/89 → 09/96	SP-1074	MD-9096	SP-2003	MS-6122 MS-6108
1800i, ABS/ADZ/RP/PB/PF/AAM, 55/66/79KW	09/93 → 09/96	SP-978	MD-9096	SP-2003	MS-6122 MS-6108
1800i, ABS/ADZ/RP/PB/PF/AAM, 55/66/79KW	04/88 → 08/93	SP-812	MD-9096	SP-2003	MS-6122 MS-6108
1900D, 1Y, 49-50KW	05/88 → 10/93	SP-915	MD-9096	SP-972	MS-6122 MS-6108
1900TD, AAZ, 55KW	03/91 → 09/96	SP-915	MD-9096	SP-972	MS-6122 MS-6108
1900TDI, AFN, 81KW	02/96 → 09/96	SP-1078	MD-9096	SP-972	MS-6122 MS-6108
1900TDI, AHU/1Z, 66KW	09/93 → 09/96	SP-980	MD-9096	SP-972	MS-6122 MS-6108
2000i GT 16V, 9A, 100KW	04/88 → 09/96	SP-978	MD-9096	SP-2007	MS-6122 MS-6108
2000i GT 16V, 9A, 110KW	04/88 → 09/96	SP-978	MD-9096	SP-2007	MS-6122 MS-6108
2000i, ADY/AGG/2E, 85KW	04/88 → 09/96	SP-812	MD-9096	SP-2003	MS-6122 MS-6108
2800i VR6, AGE, 132 KW	05/90 → 12/94	MD-303	MD-9096	SP-2007	MS-6122 MS-6108
	01/96 → 09/96	MD-353	MD-9096	SP-2007	MS-6122 MS-6108

Passat IV (96-00)

1600i, AHL, ANA, 74 KW	10/96 → 12/00	SP-978	MD-9090	SP-2003	MS-6118 MS-6118C
1800i T, AEB, APU, 110 KW	10/96 → 12/00	SP-980	MD-9090	SP-2003	MS-6118 MS-6118C
1800i, ADR/APT/ARG, 92 KW	10/96 → 12/00	SP-978	MD-9090	SP-2003	MS-6118 MS-6118C
1800i, AFY, 85 KW	01/97 → 11/00	SP-978	MD-9090	SP-2003	MS-6118 MS-6118C
1900 TDI, AFN,AVG, 81 KW	10/96 → 03/99	SP-915	MD-9090	SP-1264	MS-6118 MS-6118C
	04/99 → 12/00	SP-915	MD-9090	SP-1030	MS-6118 MS-6118C
Comments: chassis no. to 3B-Y-350 000					
	04/99 → 12/00	SP-915	MD-9090	SP-1041	MS-6118 MS-6118C
Comments: from chassis no. 3B-Y-350 001					
1900 TDI, AHH/AHU, 66 KW	04/99 → 12/00	SP-915	MD-9090	SP-1041	MS-6118 MS-6118C
Comments: from chassis no. 3B-Y-350 001					
1900 TDI, AHH/AHU, 66 KW	10/96 → 03/99	SP-915	MD-9090	SP-1030	MS-6118 MS-6118C
Comments: chassis no. to 3B-Y-350 000					
1900 TDI, AJM,ATJ, 85 KW	08/98 → 12/00	MD-355	MD-9090	SP-1264	MS-6118 MS-6118C
2000i, ASZ, AVA, 88 KW	01/00 → 11/00	SP-978	MD-9090	SP-2003	MS-6118 MS-6118C
2300i VR5, AGZ, 110 KW	10/96 → 04/98	MD-353	MD-9090	SP-2003	MS-6118 MS-6118C
	05/98 → 12/00	MD-353	MD-9090	SP-2022	MS-6118 MS-6118C
2500 TDI V6,AFB, 110 KW	11/98 → 12/00	MD-391	MD-9472	SP-1241	MS-6118 MS-6118C

		 OIL	 AIR	 FUEL	 CABIN	 OTHER
VW (VOLKSWAGEN)						
Passat IV (96-00)						
2800i V6, ACK,ALG, 142 KW	10/96 → 04/98	SP-979	MD-9090	SP-2003	MS-6118 MS-6118C	
	05/98 → 12/00	SP-979	MD-9090	SP-2022	MS-6118 MS-6118C	
2800i V6, AGE, 132 KW	05/97 → 09/99	SP-979	MD-9090	SP-2003	MS-6118 MS-6118C	
Passat V (00-05)						
1600 ALZ, 75 KW	11/00 → 09/95	SP-978	MD-5226	SP-2003	MS-6109 MS-6109C	
1800 T, AWT, 110 KW	11/00 → 09/05	SP-978	MD-9090	SP-2003	MS-6109 MS-6109C	
1800T AWM, 125 KW	02/01 → 09/05	SP-978	MD-9090	SP-2003	MS-6109 MS-6109C	
1900 TDI, AVB, 74 KW	11/00 → 09/05	MD-355	MD-9090	SP-1264 SP-1041	MS-6109 MS-6109C	
1900TDI, AVF/AWX, 96 KW	11/00 → 09/05	MD-355	MD-9090	SP-1041	MS-6109 MS-6109C	
	11/00 → 09/05	MD-355	MD-9090	SP-1041	MS-6109 MS-6109C	
2000 AZM, 85 KW	11/00 → 09/05	SP-978	MD-9090	SP-2003	MS-6109 MS-6109C	
2000 TDI, BGW/BHW, 100 KW	09/03 → 09/05	MD-437	MD-9090	SP-1041	MS-6109 MS-6109C	
2000, ALT, 96 KW	11/01 → 09/05	SP-978	MD-9090	SP-2003	MS-6109 MS-6109C	
2300 V5, AZX, 125 KW	11/00 → 09/05	MD-353	MD-9090	SP-2003	MS-6109 MS-6109C	
2500 TDI V6 BAU, 120 KW	05/03 → 09/05	MD-391	MD-9472	SP-1241	MS-6109 MS-6109C	
2500 TDI V6 BDH, 132 KW	02/03 → 09/05	MD-391	MD-9472	SP-1241	MS-6109 MS-6109C	
2500 TDI V6, AKN, 110 KW	11/00 → 08/05	MD-391	MD-9472	SP-1241	MS-6109 MS-6109C	
2800 V6, AMX, 142 KW	11/00 → 09/05	SP-979	MD-9090	SP-2022	MS-6109 MS-6109C	
4000 W8 4Motion, BDN, 202 KW	03/01 → 10/04	MD-353	MD-9090	SP-2022	MS-6109 MS-6109C	
Passat VI (05-)						
1400 TSI EcoFuel, CDGA, 110 KW	01/09 → 06/10	SP-1350	MD-5226 MD-5226/1		MS-6274 MS-6274C	
1400 TSI, CAXA, 90 KW	09/07 → 05/08	MD-535	MD-5226 MD-5226/1		MS-6274 MS-6274C	
	06/08 → 06/10	SP-1350	MD-5226 MD-5226/1		MS-6274 MS-6274C	
	07/10 →		MD-5226 MD-5226/1		MS-6274 MS-6274C	
1600 16V, BSE,BSF, 75 KW	03/05 →	SP-978	MD-5226		MS-6274 MS-6274C	
1600 FSI, BLF, 85 KW	03/05 →	MD-535			MS-6274 MS-6274C	
1600 TDI BlueMotion, CAYC, 77 KW	09/09 →	MD-679	MD-8060	MD-613	MS-6274 MS-6274C	
1800 TSI, BZB, CDAA, CDAB, CGYA, 118 KW	09/07 →	SP-1356	MD-8060		MS-6274 MS-6274C	
1900 TDI, BKC.BLS,77 KW	03/05 →	MD-437	MD-8060	MD-613	MS-6274 MS-6274C	
2000 BlueTDI, CBAC, 105 KW	05/09 →	MD-437	MD-8060	MD-613	MS-6274 MS-6274C	

VW (VOLKSWAGEN)

Passat VI (05-)







2000 FSI, BLR,BLY, 110 KW	03/05 →	MD-573	MD-5226 MD-5226/1		MS-6274 MS-6274C	
Comments: MD-5226/1: For cold climates						
2000 TDI, BKP,BMP, 103 KW	03/05 →	MD-437	MD-8060	MD-613	MS-6274 MS-6274C	
2000 TDI, BMA, 100 KW	03/05 →	MD-437	MD-8060	MD-613	MS-6274 MS-6274C	
2000 TDI, BMR, 125 KW	05/05 →	MD-437	MD-8060	MD-613	MS-6274 MS-6274C	
2000 TDI, BUZ, 120 KW	10/05 →	MD-437	MD-8060	MD-613	MS-6274 MS-6274C	
2000 TDI, BVD,BVE, 90 KW	07/05 →	MD-437	MD-8060	MD-613	MS-6274 MS-6274C	
2000 TDI, CBDC, 81 KW	10/08 →	MD-437	MD-8060	MD-613	MS-6274 MS-6274C	
2000 TFSI , AXX, BWA, CAWB, CBFA, CCTA, CCZA, 147	03/05 →	MD-573 SP-1356	MD-8284		MS-6274 MS-6274C	
Comments: Engine code CAWB, CBFA, CCTA, CCZA use SP-1356						
	03/05 →	MD-573 SP-1356	MD-8284		MS-6274 MS-6274C	
Comments: MD-8284: Engine code AXX, BWA						
	03/05 →	MD-573 SP-1356	MD-8060		MS-6274 MS-6274C	
Comments: MD-8060: Engine code CAWB, CBFA, CCTA, CCZA						
2000 TFSI, CCTB, 125 KW	03/05 →	MD-573	MD-8060		MS-6274 MS-6274C	
3200 FSI, AXZ, 184 KW	09/05 →	MD-437	MD-8402		MS-6274 MS-6274C	
3600 FSI, BLV, 206 KW	11/05 →	MD-437	MD-8402		MS-6274 MS-6274C	
3600 FSI, BWS, 220 KW	09/07 →	MD-437	MD-8402		MS-6274 MS-6274C	
Comments: Oil Filter to chassis no. to 3C_B_200 000						

Passat VII (10-)

1400 TSI EcoFuel, CDGA, 110 KW	11/10 →		MD-8060	SP-2149	MS-6274 MS-6274C	
1400 TSI, CAXA, 90 KW	11/10 →		MD-5226 MD-5226/1		MS-6274 MS-6274C	
1400 TSI, CKMA, 118 KW	11/10 →		MD-8060		MS-6274 MS-6274C	
1600 TDI, CAYC, 77 KW	11/10 →	MD-679	MD-8060	MD-691	MS-6274 MS-6274C	
1800 TSI, CDAA, 118 KW	11/10 →	SP-1356	MD-8060		MS-6274 MS-6274C	
1800 TSI, CDAB, 112 KW	03/11 →	SP-1356	MD-8060		MS-6274 MS-6274C	
2000 TDI, CFFA, 100 KW	11/10 →		MD-8060		MS-6274 MS-6274C	
2000 TDI, CFFB, 103 KW	11/10 →	MD-679	MD-8060	MD-691	MS-6274 MS-6274C	
2000 TDI, CFGB, 125 KW	11/10 →	MD-679	MD-8060	MD-691	MS-6274 MS-6274C	
2000 TSI, CCZB, 155 KW	11/10 →	SP-1356	MD-8060		MS-6274 MS-6274C	
3600 FSI, BWS, 220 KW	11/10 →	MD-437	MD-8402		MS-6274 MS-6274C	
Comments: chassis no. to 3C_B_200 000 USE MD-437						

Phaeton (02-)

3000 TDi V6, BMK, 166 KW	11/04 → 07/07	MD-625		MD-539		TR-019
3000 TDi V6, CARA, 171 KW	11/04 →	MD-625		MD-539		TR-019
Comments: MD-625: Chassis no. to 3D_8_005000						

		 OIL	 AIR	 FUEL	 CABIN	 OTHER
VW (VOLKSWAGEN)						
Phaeton (02-)						
3200 V6, AYT/BKL/BRK, 177 KW	04/02 → 12/08	MD-353				TR-019
3600 V6,CHNA/CMVA, 206 KW	11/08 →	MD-353				TR-019
4200 V8, BGH/BGJ, 246 KW	07/03 →					TR-019
5000 V10 TDI, AJS, 230 KW	11/02 → 12/08					TR-019
6000 W12, BAN, 309 KW	04/02 → 06/05	MD-353				TR-019
6000 W12,BRN/BTT, 331 KW	06/05 →	MD-353				TR-019
Polo I (75-81)						
1100, HB/HC, 37-44 KW	03/75 → 09/81	SP-812	MD-130	FF-007		
1300, HH, 44 KW	12/76 → 09/81	SP-812	MD-130	FF-007		
900, HA, 29KW	08/75 → 09/81	SP-812	MD-9040	FF-010		
Polo II (81-94)						
1050, GL, 29 KW	09/81 → 09/89	SP-812	MD-9040	FF-010		
1050i, AAK/AAU/ACM/HZ, 33 KW	10/89 → 07/92	SP-812	MD-130	SP-2003		
1050i, HA, 29 KW	08/92 → 08/93	SP-839	MD-130	SP-2003		
1100, HB, 37/44KW	08/73 → 08/81	SP-812	MD-130	FF-010		
1100, HB, 37KW	09/81 → 08/82	SP-812	MD-9040	FF-010		
1300 G40, PY, 85KW	01/87 → 09/89	SP-812	MD-9432			
1300 G40. PY, 83KW	10/89 → 07/94	SP-812	MD-9432	SP-2003		
1300, 3F, 55KW	09/81 → 09/89	SP-812	MD-9432	FF-010		
1300, AAV/MH/NZ/2G, 40KW	09/82 → 09/86	SP-812	MD-130	FF-010		
1300, HH, 44KW	09/81 → 08/83	SP-812	MD-130	FF-010		
	09/81 → 08/82	SP-812	MD-9040	FF-010		
1300D, MN, 33KW	02/86 → 07/86	SP-915	MD-9432	SP-973		
	08/86 → 09/89	SP-915	MD-9432	SP-972		
1300i Digijet, AAV/MH/NZ/2G, 40KW	09/86 → 07/92	SP-812	MD-9432	SP-2003		
1300i Digijet, AAV/MH/NZ/2G, 40KW	08/92 → 08/93	SP-839	MD-9432	SP-2003		
1300i Monojetronic, AAV, MH, NZ, 2G, 40KW	01/88 → 07/92	SP-812	MD-130	SP-2003		
	08/92 → 08/93	SP-839	MD-130	SP-2003		
1300i, 3F, 55KW	10/89 → 07/92	SP-812	MD-9432	SP-2003		
	08/92 → 08/93	SP-839	MD-9432	SP-2003		
1400D, 1W, 35KW	10/89 → 07/94	SP-915	MD-9432	SP-972		
Polo III (94-03)						
1050i -FG V300000, AEV, 33 KW	10/93 → 07/98	SP-839	MD-130	SP-2024	MS-6109 MS-6109C	
1050i FG W000000-, AEV, 33 KW	10/93 → 07/98	SP-839	MD-130	SP-2060	MS-6109 MS-6109C	
1300i, ADX, 40KW	10/93 → 09/94	SP-839	MD-130	SP-2024	MS-6109 MS-6109C	
1400i -V300000, AEX/AKV//APQ/ANX, 40-44 KW	10/94 → 07/98	SP-839	MD-130	SP-2024	MS-6109 MS-6109C	
1400i -V300000, AFH, 74 KW	04/96 → 07/98	SP-839	MD-9482	SP-2024	MS-6109 MS-6109C	
1400i Eng:AFK/AUB 74KW 16V	08/98 → 11/01	SP-1066	MD-9482	SP-2060	MS-6109 MS-6109C	
1400i Eng:AHW, 55KW	08/99 → 11/01	SP-1066	MD-9482	SP-2060	MS-6109 MS-6109C	
1400i Eng:AKK/AUD, 44KW	08/99 → 11/01	SP-1066	MD-9560	SP-2060	MS-6109 MS-6109C	
1400i W000000-, AEX/AKV//APQ/ANX, 40-44 KW	10/94 → 07/98	SP-839	MD-130	SP-2060	MS-6109 MS-6109C	
1400i W000000-, AFH, 74 KW	04/96 → 07/98	SP-839	MD-9482	SP-2060	MS-6109 MS-6109C	
1400TDI Eng:AMF 55KW	08/99 → 11/01	MD-437	MD-746	SP-1258	MS-6109 MS-6109C	
1600i 1F W000000-, 55 KW	09/94 → 07/98	SP-1066	MD-9208	SP-2060	MS-6109 MS-6109C	
1600i 16V GTi Eng:ARC/AVY 92KW	08/99 → 11/01	SP-1066	MD-9482	SP-2060	MS-6109 MS-6109C	

VW (VOLKSWAGEN)

Polo III (94-03)

1600i 1F -V300000, 55 KW	09/94 → 07/98	SP-1066	MD-9208	SP-2024	MS-6109 MS-6109C
1600i AEA/AEE, 55 KW	10/93 → 08/94	SP-839	MD-130	SP-2024	MS-6109 MS-6109C
1600i, AFT, 74KW	09/94 → 07/98	SP-978	MD-9208	SP-2024	MS-6109 MS-6109C
1700D,AKU, 42KW	06/96 → 07/98	SP-1065	MD-9208	SP-972	MS-6109 MS-6109C
1700SDI, AKW, 44KW	06/96 → 07/98	SP-1065	MD-9208	SP-1258	MS-6109 MS-6109C
1800i -W516000, 66 KW	01/97 → 09/99	SP-978	MD-9208	SP-2024	MS-6109 MS-6109C
1800i W516001-, 66 KW	01/97 → 09/99	SP-978	MD-9208	SP-2060	MS-6109 MS-6109C
1900D AEF/AGD, 47 KW	10/93 → 07/98	SP-1065	MD-746	SP-972	MS-6109 MS-6109C
1900D Eng:AEF 47KW	08/99 → 11/01	SP-1065	MD-746	SP-972	MS-6109 MS-6109C
1900SDI AEY, 47KW	10/94 → 07/98	SP-980	MD-9208	SP-972	MS-6109 MS-6109C
1900SDI Eng:AQM/AGP 50KW	08/99 → 11/01	SP-1065	MD-746	SP-972	MS-6109 MS-6109C
1900SDI, AGD, 54KW	12/94 → 07/98	SP-980	MD-9208	SP-972	MS-6109 MS-6109C
1900TDI, AHU/ALE, 81KW	06/98 → 07/01	SP-1078	MD-9208	SP-972	MS-6109 MS-6109C

Polo IV (01-)

1200 (9N), AWY, 40 KW	01/02 → 05/07	MD-427	MD-8034	SP-2134	MS-6216 MS-6216C
Comments: MD-8034, SP-2134: Engine code AWY					
1200 (9N), BMD, 40 KW	01/02 → 05/07	MD-427	MD-8050	SP-2137	MS-6216 MS-6216C
Comments: MD-8050: Engine code BMD					
	01/02 → 05/07	MD-427	MD-8050	SP-2137	MS-6216 MS-6216C
Comments: SP-2137: Without integrated pressure regulator					
	01/02 → 05/07	MD-427	MD-8050	SP-2137/1	MS-6216 MS-6216C
Comments: SP-2137/1: With int. pressure regulator 3 bar					
	01/02 → 05/07	MD-427	MD-8050	SP-2156	MS-6216 MS-6216C
Comments: SP-2156: With int. pressure regulator 4 bar					
1200 12V, AZQ,BME, 47 KW	11/01 → 04/05	MD-427	MD-9624	SP-2156	MS-6216 MS-6216C
Comments: SP-2156: With integrated pressure regulator					
	11/01 →	MD-427	MD-9624	SP-2137/1	MS-6216 MS-6216C
Comments: SP-2137/1: With integrated pressure regulator					
	11/01 →	MD-427	MD-9624	SP-2137	MS-6216 MS-6216C
Comments: SP-2137: Without integrated pressure regulator					
1200 12V, BZG, 51 KW	06/07 →	MD-427	MD-8050	SP-2156	MS-6216 MS-6216C
1200, BBM, 44 KW	06/07 →	MD-427	MD-8050	SP-2156	MS-6216 MS-6216C
1400 16V FSI, AXU, 63 KW	03/02 → 06/06	MD-535	MD-9622	SP-2137	MS-6216 MS-6216C

VW (VOLKSWAGEN)

Polo IV (01-)

1400 16V, AHW,BKY, 55 KW	11/01 → 09/05	SP-1135	MD-8040	SP-2137/1	MS-6216 MS-6216C	
Comments: SP-2137/1: With int. pressure regulator 3 bar						
	10/05 →	SP-1135	MD-8040	SP-2137	MS-6216 MS-6216C	
Comments: SP-2137: Without integrated pressure regulator						
1400 16V, AUB,BBZ, 74 KW	01/02 →	SP-1135	MD-8040	SP-2137	MS-6216 MS-6216C	
Comments: SP-2137: Without integrated pressure regulator						
	10/05 →	SP-1135	MD-8040	SP-2137/1	MS-6216 MS-6216C	
Comments: SP-2137/1: With int. pressure regulator 3 bar						
1400 16V, BUD, 59 KW	06/06 →	SP-1135	MD-8358	SP-2156	MS-6216 MS-6216C	
1400 TDI, AMF, BAY, 55 KW	11/01 → 05/05	MD-437	MD-9768	SP-1255	MS-6216 MS-6216C	
1400 TDI, BMS, BNV, 59 KW	05/05 →	MD-437	MD-9768	SP-1292	MS-6216 MS-6216C	
1400 TDI, BNM, BWB, 51 KW	05/05 →	MD-437	MD-9768	SP-1292	MS-6216 MS-6216C	
1600 16V, BTS, 77 KW	06/06 →	MD-535	MD-8358	SP-2156	MS-6216 MS-6216C	
1600, BAH, 74 KW	09/02 →	SP-978	MD-8040	SP-2137 SP-2137/1	MS-6216 MS-6216C	
Comments: MD-8040: Engine code BAH						
1600, BPA, 74 KW	09/02 →	SP-978	MD-9482	SP-2137 SP-2137/1	MS-6216 MS-6216C	
Comments: MD-9482: Engine code BPA						
1800 GTI, BBU, 132 KW	06/06 →	SP-978	MD-9768		MS-6216 MS-6216C	
1800 GTI, BJX, 110 KW	09/05 →	SP-978	MD-9768		MS-6216 MS-6216C	
1900 SDI, ASY, 47 KW	01/02 →	MD-437	MD-9768	SP-1255	MS-6216 MS-6216C	
1900 TDI, ASZ/BLT, 96 KW	09/03 →	MD-437	MD-9768	SP-1255	MS-6216 MS-6216C	
Comments: chassis no. to 9N-6-080 000						
	09/03 →	MD-437	MD-9768	SP-1305	MS-6216 MS-6216C	
Comments: chassis no. from 9N-6-080 001						
1900 TDI, ATD/BMT/AXR, 74 KW	01/02 →	MD-437	MD-9768	SP-1255	MS-6216 MS-6216C	
Comments: chassis no. to 9N-6-080 000						
	01/02 →	MD-437	MD-9768	SP-1305	MS-6216 MS-6216C	
Comments: chassis no. from 9N-6-080 001						
2000, BBX, 85 KW	09/02 →	SP-978	MD-9768	SP-2060	MS-6216 MS-6216C	

Polo V (09-)

1200 TDI BlueMotion, CFWA, 55 KW	01/10 → 05/10		MD-5320		MS-6216 MS-6216C
	06/10 →		MD-5320		MS-6438
1200 TSI, CBZB, 77 KW	11/09 → 05/10			SP-2149	MS-6216 MS-6216C
	06/10 →			SP-2149	MS-6438
1200 TSi, CBZC, 66 KW	05/11 →		MD-5320	SP-2149	MS-6438
1200, CGPA, 51 KW	06/09 → 05/10	MD-427	MD-8050	SP-2156	MS-6216 MS-6216C
	06/10 →	MD-427	MD-8050	SP-2156	MS-6438
1200, CGPB, CHFA, 44 KW	06/09 → 05/10	MD-427	MD-8050	SP-2156	MS-6216 MS-6216C
	06/10 →	MD-427	MD-8050	SP-2156	MS-6438

VW (VOLKSWAGEN)

Polo V (09-)						
1400 16V, CGGB, 63 KW	06/09 → 05/10	SP-1135	MD-8358	SP-2156	MS-6216 MS-6216C	
	06/10 →	SP-1135	MD-8358	SP-2156	MS-6438	
1400 BiFuel, CGGB, 60 KW	04/10 → 05/10	SP-1135	MD-8358	SP-2156	MS-6216 MS-6216C	
	06/10 →	SP-1135	MD-8358	SP-2156	MS-6438	
1400 Blue GT, CPTA, 103 KW	09/12 →		MD-5320	SP-2149	MS-6438	
1400 GTI, CAVE, 132 KW	06/10 →		MD-5320	SP-2149	MS-6438	
1600 Bifuel, CNKA, 60 KW	01/11 →		MD-8358	SP-2156	MS-6438	
1600 TDI, CAYA, 55 KW	06/09 → 05/10	MD-679	MD-5320	SP-1292	MS-6216 MS-6216C	
	06/10 →	MD-679	MD-5320	SP-1292	MS-6438	
1600 TDI, CAYB, 66 KW	06/09 → 05/10	MD-679	MD-5320	SP-1292	MS-6216 MS-6216C	
	06/10 →	MD-679	MD-5320	SP-1292	MS-6438	
1600 TDI, CAYC.CLNA, 77 KW	06/09 → 05/10	MD-679	MD-5320	SP-1292	MS-6216 MS-6216C	
	06/10 →	MD-679	MD-5320	SP-1292	MS-6438	
Polo V Sedan (10-)						
1600, CFNA, 77 KW	06/10 →		MD-8358	SP-2156	MS-6216 MS-6216C	
1600, CFNB, 63 KW	11/10 →		MD-8358	SP-2156	MS-6216 MS-6216C	
Routan (08-)						
3600, 208 KW	01/11 →	MD-705				
3600, CJRA, 196 KW	01/11 →	MD-705				
3800, CGUA, 147 KW	09/08 → 12/10	SP-892	MD-8032			
4000, CGVA, 187 KW	09/08 → 12/10	SP-892	MD-8032			
Santana (80-88)						
1300, FZ, 44KW	09/82 → 03/88	SP-812	MD-130	FF-010		
1600, YP, 55/63KW	08/80 → 03/88	SP-812	MD-130	FF-007		
1600D BOSCH, JK, 40KW	08/80 → 03/88	SP-915	MD-9404	SP-966		
1600D CAV, JK, 40KW	08/80 → 03/88	SP-915	MD-9404	MD-093		
1600TD, CY, 51KW	09/81 → 03/88	SP-915	MD-9404	SP-966		
1800, DS, 66KW	01/83 → 03/88	SP-812	MD-130	FF-010		
1800i, DS, 66KW	07/84 → 03/88	SP-812	MD-9404	SP-2007		
1900, WN, 85KW	01/80 → 08/82	SP-812	MD-130	FF-010		
2000i, WN, 85KW	09/82 → 03/88	SP-812	MD-9404	SP-2007		
2100i 85 KW	09/84 → 03/88	SP-812	MD-9404	SP-2007		
Scirocco I (73-80)						
1100, FA, 37 KW	09/73 → 07/75	SP-812	MD-9400			
	08/75 → 12/85	SP-812	MD-9040	FF-010		
1300, GF, 44 KW	08/79 → 07/80	SP-812	MD-9040	FF-007		
1500, FH, 51 KW	09/75 → 07/75	SP-812	MD-9400	FF-007		
	08/75 → 12/75	SP-812	MD-9408	FF-007		
1500, ZB, 55 KW	02/74 → 08/75	SP-812	MD-9400	FF-007		
1500, ZC, 63 KW	09/73 → 07/75	SP-812	MD-9400	FF-007		
	08/75 → 12/77	SP-812	MD-9408	FF-007		
1600, A, 51KW	09/75 → 07/77	SP-812	MD-9408	FF-007		
1600, FR FT, 63KW	09/75 → 07/77	SP-812	MD-9408	FF-009		
1600i, EG, 81KW	09/75 → 07/77	SP-812	MD-9436	FF-007		
	08/77 → 07/82	SP-812	MD-9436	SP-2002		
Scirocco II (80-92)						
1300, GF, 44 KW	08/79 → 08/83	SP-812	MD-9040	FF-007		
	09/83 → 12/83	SP-812	MD-130	FF-007		
1500, JB, 51 KW	08/80 → 12/83	SP-812	MD-9408	FF-007		
1600, EW, 55KW	01/83 → 04/92	SP-812	MD-9408	FF-007		
1600, FR, 63KW	08/80 → 04/84	SP-812	MD-9408	FF-007		
1600, RE, 53KW	04/86 → 07/90	SP-812	MD-9408	FF-007		

VW (VOLKSWAGEN)

Scirocco II (80-92)

1800 16v, KR, 102KW	10/85 → 07/89	SP-812	MD-9436	SP-2004		
1800 16v, PL, 95KW	03/86 → 07/92	SP-812	MD-9436	SP-2004		
1800, EX, 66KW	09/82 → 12/88	SP-812	MD-9408	FF-007		
1800i, DX/KT/PB, 82KW	08/81 → 12/85	SP-812	MD-9436	SP-2004		
1800i, JH, 70KW	01/84 → 07/90	SP-812	MD-9436	SP-2007 SP-2004		

Comments: Upto chassis no. 53_E_022074 use SP-2007

Scirocco III (08-)

1400 TSI, CAVD, 118 KW	09/08 → 06/10	SP-1350	MD-8060	SP-2149	MS-6274 MS-6274C	
	07/10 →		MD-8060	SP-2149	MS-6274 MS-6274C	
1400 TSI, CAXA, KMSB, 90 KW	10/08 → 06/10	SP-1350	MD-5226 MD-5226/1	SP-2149	MS-6274 MS-6274C	
	07/10 →		MD-5226 MD-5226/1	SP-2149	MS-6274 MS-6274C	
2000 TDI, CBBB, 125 KW	05/09 →	MD-437	MD-8060	MD-613	MS-6274 MS-6274C	

Comments: MD-437: Engine code CBBB

2000 TDI, CBDB, 103 KW	10/08 →	MD-437	MD-8060	MD-613	MS-6274 MS-6274C	
------------------------	---------	--------	---------	--------	---------------------	--

Comments: MD-437: Engine code CBDB

2000 TDI, CFHB, 100 KW	11/10 →		MD-8060	MD-613	MS-6274 MS-6274C	
2000 TFSI, CAWB, 147 KW	09/08 →	SP-1356	MD-8060	SP-2149	MS-6274 MS-6274C	
2000 TSI GTI, CCZB, 155 KW	10/09 →	SP-1356	MD-8060	SP-2149	MS-6274 MS-6274C	
2000 TSI R, CDLA, 195 KW	10/09 →	MD-573		SP-2149	MS-6274 MS-6274C	
2000 TSI R, CDLC, 188 KW	11/09 →	MD-573		SP-2149	MS-6274 MS-6274C	

Sharan I (95-10)

1800i 20V T, AJH, AWC, 110 KW	09/97 → 03/00	SP-978	MD-9394	SP-2003	MS-6020 MS-6020C	
	04/00 → 08/10	SP-978	MD-9790	SP-2003	MS-6020 MS-6020C	
1900 TDI, ANU, 66 KW	09/95 → 03/00	MD-355	MD-9394	SP-972	MS-6020 MS-6020C	

Comments: MD-355: 03/99 - 08/10

1900 TDI,AFN/AVG, 81 KW	09/96 → 03/00	SP-1078	MD-9394	SP-972	MS-6020 MS-6020C	
1900 TDI,AHU/1Z, 66 KW	09/95 → 03/00	SP-1120	MD-9394	SP-972	MS-6020 MS-6020C	
	04/00 → 08/10	SP-1120	MD-9790	SP-1253	MS-6020 MS-6020C	
1900 TDI,AJM/BVK/AUY, 85 KW	04/00 → 08/10	MD-355	MD-9790	SP-1253	MS-6020 MS-6020C	
1900TDI, ASZ, 96 KW	10/02 → 08/10	MD-437	MD-9790	SP-1253	MS-6020 MS-6020C	
1900TDI, BTB, 110 KW	01/05 → 08/10	MD-437	MD-9790	SP-1253	MS-6020 MS-6020C	
2000 LPG, 85 KW	04/06 → 03/10	SP-978	MD-9790	SP-2003	MS-6020 MS-6020C	
2000 TDI, BRT,BVH, 103 KW	11/05 → 08/10	MD-437	MD-9790	SP-1253	MS-6020 MS-6020C	
2000i, ABF,110 KW	08/96 → 03/00	SP-978	MD-9394	SP-2003	MS-6020 MS-6020C	

VW (VOLKSWAGEN)

Sharan I (95-10)

2000i, ADY,ATM, 85 KW	09/95 → 03/00	SP-978	MD-9394	SP-2003	MS-6020 MS-6020C
	04/00 → 08/10	SP-978	MD-9790	SP-2003	MS-6020 MS-6020C
2800i VR6 24V, AYL, 150 KW	04/00 → 08/10	MD-437	MD-9790	SP-2003	MS-6020 MS-6020C
2800i VR6 Syncro, AMY, 128 KW	11/96 → 03/00	MD-353	MD-9394	SP-2003	MS-6020 MS-6020C
2800i VR6, AAA, 128 KW	03/95 → 12/95	MD-303	MD-9394	SP-2003	MS-6020 MS-6020C
	01/96 → 03/00	MD-353	MD-9394	SP-2003	MS-6020 MS-6020C

Sharan II (10-)

1400 TSI, CAVA, 110 KW	08/10 →		MD-8060	SP-2179	MS-6274 MS-6274C
2000 TDI, CFFA, 100 KW	08/10 →	MD-679	MD-8060	MD-691	MS-6274 MS-6274C
2000 TDI, CFFB, 103 KW	08/10 →	MD-679	MD-8060	MD-691	MS-6274 MS-6274C
2000 TDI, CFFE, 85 KW	07/11 →	MD-679	MD-8060	MD-691	MS-6274 MS-6274C
2000 TDI, CFGB, 125 KW	08/10 →	MD-679	MD-8060	MD-691	MS-6274 MS-6274C
2000 TSI, CCZA, 147 KW	11/10 →	SP-1356	MD-8060	SP-2179	MS-6274 MS-6274C

Taro (89-97)

1800, 2Y, 61KW	01/90 → 09/93	SP-1004	MD-188	FF-004	
	03/89 → 01/90	SP-894	MD-188	FF-004	
2200, 4Y, 69KW -9503250	03/89 → 09/93	SP-894		FF-004	
2200, 4Y, 69KW 9503251-	03/89 → 09/93	SP-836		FF-004	
2400, 22R, 84KW	06/88 → 04/97	SP-994	MD-9938		
2400D, 2L, 59/61KW	03/89 → 04/97	SP-993	MD-9802	SP-969	

Tiguan (07-)

1400 TSI, BWK, CAVA, 110 KW	11/07 → 10/08	MD-535	MD-8060		MS-6274 MS-6274C	
	11/08 → 06/10	SP-1350	MD-8060		MS-6274 MS-6274C	
1400 TSI, CAVD, 118 KW	06/11 →		MD-8060		MS-6274 MS-6274C	
1400 TSI, CAXA, 90 KW	08/10 →		MD-5226 MD-5226/1		MS-6274 MS-6274C	
Comments: MD-5226/1: For cold climates						
2000 TDI, CBAA, 100 KW	11/07 →	MD-437	MD-8060	MD-613	MS-6274 MS-6274C	
2000 TDI, CBAB, 103 KW	11/07 →	MD-437	MD-8060	MD-613	MS-6274 MS-6274C	
2000 TDI, CBBA, 120 KW	03/08 →	MD-437	MD-8060	MD-613	MS-6274 MS-6274C	
2000 TDI, CBBB, 125 KW	02/08 →	MD-437	MD-8060	MD-613	MS-6274 MS-6274C	
2000 TDI, CFFA, 100 KW	11/07 →	MD-679	MD-8060	MD-613	MS-6274 MS-6274C	
2000 TDI, CFFB, CLJA, 103 KW	11/07 →	MD-679	MD-8060	MD-613	MS-6274 MS-6274C	
2000 TDI, CFFD, 81 KW	05/10 →	MD-679	MD-8060	MD-613	MS-6274 MS-6274C	
2000 TDI, CFGB, 125 KW	02/08 →	MD-679	MD-8060	MD-613	MS-6274 MS-6274C	

VW (VOLKSWAGEN)

Tiguan (07-)

2000 TSI, CAWA, CCTB, CCZC, 125 KW	01/08 →	SP-1356	MD-8060		MS-6274 MS-6274C
2000 TSI, CAWB/CCTA/CCZA, 147 KW	11/07 →	SP-1356	MD-8060		MS-6274 MS-6274C
2000 TSI, CCZB, 155 KW	06/11 →	SP-1356	MD-8060		MS-6274 MS-6274C
2000 TSI, CCZD, 132 KW	06/11 →	SP-1356	MD-8060		MS-6274 MS-6274C

Touareg I (02-10)

2500 TDI, BAC/BPE, 128 KW	05/03 → 04/10	MD-437	MD-8100	SP-1279	MS-6277 MS-6277C
2500 TDI, BLK/BPD, 120 KW	05/03 → 04/10	MD-437	MD-8100	SP-1279	MS-6277 MS-6277C
3000 TDI V6, BUN, CASB, 155 KW	04/06 → 04/10	MD-625	MD-8100	MD-659	MS-6277 MS-6277C

Comments: Engine code CASB, chassis no.to 7L_8_070000

	04/06 → 04/10	MD-625	MD-8100	MD-659	MS-6277 MS-6277C
--	---------------	--------	---------	--------	---------------------

Comments: Engine code BUN, chassis no.to 7L_8_059000

3000 TDI V6, BKS, CATA, 165 KW	11/04 → 04/10	MD-625	MD-8100	MD-659	MS-6277 MS-6277C
--------------------------------	---------------	--------	---------	--------	---------------------

Comments: MD-625: Chassis no.to 7L_8_059000

3000 TDI V6, CARA, CASA, CASC, 176 KW	11/07 → 04/10	MD-625	MD-8100	MD-659	MS-6277 MS-6277C
---------------------------------------	---------------	--------	---------	--------	---------------------

Comments: MD-625: From chassis no. 7L_8_070000

3200 V6, AZZ,BRS,162 KW	11/02 → 04/10	MD-353	MD-8100		MS-6277 MS-6277C
-------------------------	---------------	--------	---------	--	---------------------

3200 V6, BMV,BRJ,BKJ,BMX 177 KW	09/03 → 04/10	MD-353	MD-8100		MS-6277 MS-6277C
---------------------------------	---------------	--------	---------	--	---------------------

3600 FSI, BHK, 206 KW	10/05 → 04/10	MD-353	MD-8100		MS-6277 MS-6277C
-----------------------	---------------	--------	---------	--	---------------------

4200 V8 FSI, BAR, 257 KW	01/07 → 04/10		MD-8100		MS-6277 MS-6277C
--------------------------	---------------	--	---------	--	---------------------

4200 V8, AXQ,BHX, 228 KW	05/03 → 04/10		MD-8100		MS-6277 MS-6277C
--------------------------	---------------	--	---------	--	---------------------

5000 TDI V10 R50, CBWA, 258 KW	10/07 → 04/10		MD-8100		MS-6277 MS-6277C
--------------------------------	---------------	--	---------	--	---------------------

5000 TDI V10, AYH, BLE,230 KW	11/02 → 04/10		MD-8100		MS-6277 MS-6277C
-------------------------------	---------------	--	---------	--	---------------------

6000 W12 sport ed., BTT, 331 KW	03/05 → 04/10		MD-8100		MS-6277 MS-6277C
---------------------------------	---------------	--	---------	--	---------------------

6000 W12, BJN, 316 KW	10/04 → 04/10		MD-8100		MS-6277 MS-6277C
-----------------------	---------------	--	---------	--	---------------------

Touareg II (10-)

3000 Hybrid, CGEA,CGFA, 245 KW	04/10 →	MD-595	MD-8100		MS-6417C
3000 TDI, CASA, 176 KW	04/10 →		MD-8100	MD-689	MS-6417C
3000 TDI, CASD, 150 KW	11/10 →		MD-8100	MD-689	MS-6417C
3000 TDI, CATA, 165 KW	09/10 →		MD-8100	MD-689	MS-6417C
3000 TDI, CJGD, 180 KW	05/11 →		MD-8100	MD-689	MS-6417C
3000 TSi, 213 KW	09/10 →	MD-595	MD-8100		MS-6417C
3600, CGRA, 206 KW	04/10 →	MD-353	MD-8100		MS-6417C
3600, CMTA, 183 KW	04/10 →	MD-353	MD-8100		MS-6417C
4200 FSi, CGNA, 265 KW	02/11 →		MD-8100		MS-6417C
4200 TDI, CKDA, 250 KW	04/10 →		MD-8100	MD-689	MS-6417C

Touran (03-)

1200 TSi, CBZB, 77 KW	06/10 →		MD-5226 MD-5226/1	SP-2149	MS-6274 MS-6274C
-----------------------	---------	--	----------------------	---------	---------------------

Comments: MD-5226/1: For cold climates

1400 TSi EcoFuel, CDGA, 110 Kw	05/09 → 06/10	SP-1350	MD-8060	SP-2149	MS-6274 MS-6274C
--------------------------------	---------------	---------	---------	---------	---------------------

VW (VOLKSWAGEN)

Touran (03-)

1400 TSI, BLG, CAVB 125Kw	12/06 → 11/08	MD-535	MD-8060	SP-2149	MS-6274 MS-6274C	
	11/08 → 06/10	SP-1350	MD-8060	SP-2149	MS-6274 MS-6274C	
1400 TSI, BMY, CAVC, 103 KW	03/06 → 11/08	MD-535	MD-8060	SP-2149	MS-6274 MS-6274C	
Comments: MD-535: Engine code BMY						
	11/08 → 06/10	SP-1350	MD-8060	SP-2149	MS-6274 MS-6274C	
Comments: SP-1350: Engine code CAVC						
1600 16V, BGU/BSE/BSF, 75 KW	08/03 → 09/05	SP-978	MD-9622	SP-2137	MS-6274 MS-6274C	
Comments: SP-2137: Without integrated pressure regulator						
	10/05 →	SP-978	MD-9622	SP-2156	MS-6274 MS-6274C	
Comments: SP-2156: With int. pressure regulator 4 bar						
1600 FSI, BAG, BLF, 85 KW	03/03 →	MD-535	MD-9622	SP-2149	MS-6274 MS-6274C	
1600 FSI, BAG, BLF, BLP, 85 KW	03/03 → 09/05	MD-535	MD-9622	SP-2060	MS-6274 MS-6274C	
Comments: SP-2060: Partly/or						
1600 TDI, CAYB, 66 KW	07/10 →	MD-679	MD-8060	MD-613	MS-6274 MS-6274C	
1600 TDI, CAYC, 77 KW	07/10 →	MD-679	MD-8060	MD-613	MS-6274 MS-6274C	
1900 TDI, AVQ, 74 KW	03/03 → 04/04	MD-437	MD-8060	MD-539 MD-613	MS-6274 MS-6274C	
1900 TDI, BKC, 77 KW	04/04 →	MD-437	MD-8060	MD-539 MD-613	MS-6274 MS-6274C	
1900 TDI, BRU, BXJ, 66 KW	11/04 →	MD-437	MD-8060	MD-539 MD-613	MS-6274 MS-6274C	
2000 Eco-Fuel, BSX, 80 KW	03/06 →	SP-978	MD-5226		MS-6274 MS-6274C	
2000 FSI, AXW,BLY, 110 KW	09/03 →	MD-573	MD-5226	SP-2060	MS-6274 MS-6274C	
Comments: Engine code AXW						
	09/03 →	MD-573	MD-5226	SP-2149	MS-6274 MS-6274C	
Comments: Engine code BLR, BLX, BLY						
2000 TDI, AZV, BMM, 100 KW	03/03 → 04/04	MD-437	MD-8060	MD-539 MD-613	MS-6274 MS-6274C	
2000 TDI, BMN, 125 KW	11/05 →	MD-437	MD-8060	MD-539 MD-613	MS-6274 MS-6274C	
2000 TDI, CLCA, 81 KW	07/10 →	MD-679	MD-8060	MD-613	MS-6274 MS-6274C	
2000TDI, BKD, BMM, 103 KW	03/04 →	MD-437	MD-8060	MD-539	MS-6274 MS-6274C	
Comments: MD-437: Engine code BKD, BMM						
	03/04 →	MD-437	MD-8060	MD-539	MS-6274 MS-6274C	
Comments: MD-539: Chassis no.to 1T_6_045000						
	03/04 →	MD-437	MD-8060	MD-613	MS-6274 MS-6274C	
Comments: MD-613: From chassis no. 1T_6_045001						

Transporter T1 (64-04)

1600, 35 KW	08/64 → 12/68		MD-9432		
-------------	---------------	--	---------	--	--

Transporter T2 (70-79)

1600 AF, 34 KW	09/70 → 08/79	SP-829	MD-9432	FF-010	
1700, CB, 49 KW	08/71 → 08/79	SP-829	MD-9432	FF-010	
1800, AP, 50 KW	08/71 → 10/79	SP-829	MD-9432	FF-010	
2000, GE, 51KW	08/71 → 10/80	SP-829	MD-9432	FF-010	

Transporter T3 (79-92)

VW (VOLKSWAGEN)

Transporter T3 (79-92)

1600 EXPORT, CT, 37 KW	09/79 → 10/81	SP-812	MD-7000	FF-010		
1600D CAV, CS, 37KW	08/80 → 10/89	SP-915	MD-9404	MD-093		
1600TD, JX, 51KW BOSCH	03/83 → 01/85	SP-915		SP-966		
	02/84 → 07/86	SP-915	MD-232 MD-7068	SP-966		
	08/86 → 01/88	SP-915	MD-232 MD-7068	SP-973		
	02/88 → 10/89	SP-915	MD-232 MD-7068	SP-972		
1600TD, JX, 51KW CAV	02/84 → 10/89	SP-915	MD-232 MD-7068	MD-093		
1700D, KY, 42KW BOSCH	10/85 → 08/86	SP-915	MD-9404	SP-966		
	02/88 → 10/89	SP-915	MD-9404	SP-972		
1700D, KY, 42KW CAV	10/85 → 10/89	SP-915	MD-9404	MD-093		
1700D, KY, 42KW BOSCH	09/86 → 01/88	SP-915	MD-9404	SP-973		
1900 44KW	11/81 → 10/89	SP-812	MD-9432	FF-007		
1900, DG/SP, 44KW some/teilweise	11/81 → 07/92		MD-232 MD-7068			
1900, DH, 57KW some/teilweise	11/81 → 07/92	SP-812	MD-750	FF-007		
1900, GW, 66KW (L-Jetronic)	09/82 → 10/89	SP-812	MD-9432			
2000, CV, 51KW EXPORT	09/79 → 10/89	SP-829	MD-7000	FF-010		
2100i, DG/SS/DJ/MV/SR, 70/82KW (L-Jetr.)	10/84 → 10/89	SP-812	MD-750	SP-2003		

Transporter T4 (90-03)

1800, PD, 48/49KW	10/89 → 02/96	SP-812	MD-354	FF-007		
1800, PD, 48/49KW for Export	10/90 → 02/96	SP-812	MD-494 MD-7290	FF-007		
1900D, 1X, 44/45KW	10/90 → 06/03	SP-1040	MD-354	SP-972		
1900TD, ABL, 50KW	10/90 → 08/94	SP-1040	MD-354	SP-972		
1900TD, ABL, 50KW	09/94 → 07/96	SP-1040	MD-9420	SP-972	MS-6133 MS-6133C	
	08/96 → 06/03	SP-1078	MD-9420	SP-972	MS-6133 MS-6133C	
2000i, AAC, 62KW	10/90 → 08/94	SP-812	MD-354	SP-2003		
	09/94 → 07/98	SP-812	MD-9420	SP-2003	MS-6133 MS-6133C	
	08/98 → 06/03	SP-978	MD-9420	SP-2003	MS-6133 MS-6133C	
2400D, AAB, 57KW	09/94 → 06/03	SP-1044	MD-9420	SP-972	MS-6133 MS-6133C	
2400D, AAB, 57KW	10/90 → 08/94	SP-1044	MD-354	SP-972		
2400D, AAB, 57KW Export some	10/89 → 06/03		MD-494 MD-7290			
2500i, AAF/ACU/AEN 81KW	10/90 → 08/94	SP-1044	MD-354	SP-2003		
2500i, AET/AEU, 81/85KW	09/94 → 06/03	SP-1044	MD-9420	SP-2003	MS-6133 MS-6133C	
2500i, AET/AEU/AAF/ACU/AEN, 81/85KW for Export	10/90 → 08/94	SP-1044	MD-494 MD-7290	SP-2080		
2500TDI, ACV/AUF/AYC/AXL, 75KW	09/94 → 06/03	SP-1044	MD-9420	SP-972	MS-6133 MS-6133C	
2500TDI, AHY, 110KW	05/98 → 06/03	SP-1044	MD-9420	SP-972	MS-6133 MS-6133C	
2500TDI, AJT/AYY, 65KW	05/98 → 06/03	SP-1044	MD-9420	SP-972	MS-6133 MS-6133C	
2800i V6 (TA,70),Eng:AMV,150KW	06/00 → 06/03	MD-437	MD-9420	SP-2003	MS-6133 MS-6133C	

Transporter T5 (03-)

1900TDI, AXB, 77 KW	05/03 → 12/09	MD-437	MD-8046	SP-1279	MS-6277 MS-6277C	
---------------------	---------------	--------	---------	---------	---------------------	--

VW (VOLKSWAGEN)

Transporter T5 (03-)

1900TDI, AXC, 63 KW	05/03 → 12/09	MD-437	MD-8046	SP-1279	MS-6277 MS-6277C
1900TDI, BRR, 62 KW	01/06 → 12/09	MD-437	MD-8046	SP-1279	MS-6277 MS-6277C
1900TDI, BRS, 75 KW	01/06 → 12/09	MD-437	MD-8046	SP-1279	MS-6277 MS-6277C
2000 TDI, CAAA, 62 KW	09/09 →	MD-679	MD-8046	SP-1279	MS-6277 MS-6277C
2000 TDI, CAAB, 75 KW	09/09 →	MD-679	MD-8046	SP-1279	MS-6277 MS-6277C
2000 TDI, CAAC, 103 KW	09/09 →	MD-679	MD-8046	SP-1279	MS-6277 MS-6277C
2000 TDI, CAAD, 84 KW	05/11 →		MD-8046	SP-1279	MS-6277 MS-6277C
2000 TDI, CAAE/CCHB, 100 KW	05/10 →	MD-679	MD-8046	SP-1279	MS-6277 MS-6277C
2000 TDI, CFCA, 132 KW	09/09 →		MD-8046	SP-1279	MS-6277 MS-6277C
2000 TSI, CJK A, 150 Kw	01/11 →	SP-1356	MD-8046	SP-2149	MS-6277 MS-6277C
2000 TSI, CJK B, 110 KW	07/12 →	SP-1356	MD-8046	SP-2149	MS-6277 MS-6277C
2000i, AXA, 85 KW	05/03 →	SP-978	MD-8046	SP-2120	MS-6277 MS-6277C
2500 TDI, BLJ, 120 Kw	11/03 → 02/08	MD-437	MD-8046	SP-1279	MS-6277 MS-6277C

Comments: SP-1279: Chassis no.to 7H_8_120000

	03/08 → 12/09	MD-437	MD-8046	SP-1379	MS-6277 MS-6277C
--	---------------	--------	---------	---------	---------------------

Comments: SP-1379: From Chassis No 7H_8_120001

2500 TDI,AXD,96 KW	05/03 → 02/08	MD-437	MD-8046	SP-1279	MS-6277 MS-6277C
--------------------	---------------	--------	---------	---------	---------------------

Comments: SP-1279: Chassis no.to 7H_8_120000

	03/08 → 12/09	MD-437	MD-8046	SP-1379	MS-6277 MS-6277C
--	---------------	--------	---------	---------	---------------------

Comments: SP-1379: From Chassis No 7H_8_120001

2500TDI, AXE,128 KW	05/03 → 02/08	MD-437	MD-8046	SP-1279	MS-6277 MS-6277C
---------------------	---------------	--------	---------	---------	---------------------

Comments: SP-1279: Chassis no.to 7H_8_120000

	03/08 → 12/09	MD-437	MD-8046	SP-1379	MS-6277 MS-6277C
--	---------------	--------	---------	---------	---------------------

Comments: SP-1379: From Chassis No 7H_8_120001

3200 V6 (7H, 7J), BDL/BKK, 170 KW	05/03 → 12/09	MD-353	MD-8046	SP-2120	MS-6277 MS-6277C
-----------------------------------	---------------	--------	---------	---------	---------------------

3200 V6, BKK, CFLA, 173 KW	11/03 → 12/09	MD-353	MD-8046	SP-2120	MS-6277 MS-6277C
----------------------------	---------------	--------	---------	---------	---------------------

Up (11-)

1000, CHVA, 44 KW	11/11 →				
1000, CHYB, 55 KW	11/11 →				

Vento (91-98)

1400i, ABD/AEX//APQ, 40/44KW	11/90 → 07/92	SP-812	MD-130	SP-2003	
1400i, ABD/AEX/APQ, 40/44KW	08/92 → 10/97	SP-839	MD-9200	SP-2003	MS-6109 MS-6109C

1600i 74KW	09/93 → 10/97	SP-978	MD-9200	SP-2003	MS-6109 MS-6109C
------------	---------------	--------	---------	---------	---------------------

1600i, AAM, 55KW	11/90 → 07/92	SP-812	MD-9200	SP-2003	
	08/92 → 06/94	SP-839	MD-9200	SP-2003	MS-6109 MS-6109C

1600i, ABU/AEA/AEE, 55KW	07/94 → 10/97	SP-839	MD-130	SP-2003	MS-6109 MS-6109C
--------------------------	---------------	--------	--------	---------	---------------------

1800i, ABS/ADZ, 55-66KW	11/90 → 08/93	SP-812	MD-9200	SP-2003	
-------------------------	---------------	--------	---------	---------	--

VW (VOLKSWAGEN)

Vento (91-98)

1800i, ABS/ADZ, 55-66KW	09/93 → 10/97	SP-978	MD-9200	SP-2003	MS-6109 MS-6109C
1900D, 1Y, 47/48KW	11/90 → 10/97	SP-980	MD-9200	SP-972	
1900TD, AAZ, 55KW	11/90 → 10/97	SP-980	MD-9200	SP-972	
1900TDI, AFN, 81KW	03/96 → 10/97	SP-1078	MD-9200	SP-972	MS-6109 MS-6109C
2000i, AGG, 85KW	11/90 → 08/93	SP-812	MD-9200	SP-2003	
	09/93 → 10/97	SP-978	MD-9200	SP-2003	MS-6109 MS-6109C
2000i, ABF, 110KW 16V	01/91 → 10/97	SP-978	MD-9200	SP-2003	MS-6109 MS-6109C
2800i VR6, AAA, 128 KW	01/96 → 10/97	MD-353	MD-9200	SP-2003	MS-6109 MS-6109C
2800i VR6, AAA, 128 KW	01/91 → 12/94	MD-303	MD-9200	SP-2003	MS-6109 MS-6109C

Vento India (10-)

1600 TDI, CLNA, 77 KW	07/10 →				MS-6216 MS-6216C
1600, CDEA, 77 KW	07/10 →			SP-2156	MS-6216 MS-6216C

ZASTAVA

10 (06-)

1200, 44 KW	02/06 →	SP-1001	MD-5146		
	02/06 →	SP-1001	MD-8110		
Comments: MD-8110: Partly/or panel air filter					
1900 Diesel, 63 KW	02/06 →	SP-1039	MD-5142	SP-1249	

101

1100	01/73 → 01/79	SP-928	MD-9546	FF-009	
1100 Super	01/73 → 12/93	SP-928	MD-9546	FF-009	
1300 Spezial	01/79 → 12/93	SP-928	MD-9546	FF-009	

Koral (94-)

1100 PSA, TU1A, 44 KW	05/03 →	SP-943		SP-2061	
1100, 40 KW	01/94 →	SP-928	MD-9562	FF-009	
1300, 48 KW	01/94 →	SP-928	MD-9562	FF-009	
1600 PSA, TU5JP, 66 KW	05/03 →	SP-943		SP-2061	

Yugo 311/311E

1100	01/83 → 06/90	SP-927	MD-9546	FF-009	
------	---------------	--------	---------	--------	--

Yugo 311GL

1100	01/83 → 12/85	SP-927	MD-214	FF-009	
------	---------------	--------	--------	--------	--

Yugo 411

1100	01/80 → 12/85	SP-927	MD-9546	FF-009	
------	---------------	--------	---------	--------	--

Yugo 413

1300	01/80 → 12/88	SP-927	MD-9546	FF-009	
------	---------------	--------	---------	--------	--

Yugo 45

900	01/79 → 12/81	SP-927	MD-044	FF-009	
	01/83 → 12/90	SP-927	MD-9546	FF-009	

Yugo 511

1100	01/80 → 12/88	SP-927	MD-9546	FF-009	
------	---------------	--------	---------	--------	--

Yugo 513








1300	01/80 → 06/90	SP-927	MD-9546	FF-009	
------	---------------	--------	---------	--------	--

Yugo 513GL

1300	01/83 →	SP-927	MD-214	FF-009	
------	---------	--------	--------	--------	--

Yugo 55

1100	01/83 → 12/85	SP-928	MD-044	FF-009	
	01/86 → 12/90	SP-928	MD-9546	FF-009	
1300	01/85 → 12/85	SP-928	MD-044	FF-009	
	01/86 → 12/90	SP-928	MD-9546	FF-009	

		 OIL	 AIR	 FUEL	 CABIN	 OTHER
ZASTAVA						
Yugo 60						
1100	01/89 →	SP-927	MD-9562	FF-009		
1100i	01/89 →	SP-927	MD-9562	SP-2003		
Yugo 65						
1300	01/83 → 12/88	SP-928	MD-044	FF-009		
	01/89 →	SP-927	MD-9562	FF-009		
1300i	01/89 →	SP-927	MD-9562	SP-2003		
Yugo Flor./Mia.						
1100	01/85 →	SP-927	MD-9562	FF-009		
1300	01/85 →	SP-927	MD-9562	FF-009		
1300i	01/88 →	SP-927	MD-9562	SP-2003		