



2007



**BOOTS KIT
KIT GAINES DE
PROTECTION
POUR JOINTS
FUELLES
KIT CUFFIE**



**REPLACED CODES
ERSETZTE CODES
CODES REMPLACÉS
CÓDIGOS SUBSTITUIDOS
CODICI SOSTITUITI**

SUBST. BY



| CODE ARTICLE | REPLACED BY SOSTITUITO DA |
|-----------------|------------------------------|
| 63-00-059 | 63-01-126 |
| 63-00-060 | 63-01-124 |
| 63-00-066 | 63-01-131 |
| 63-00-073 | 63-00-072 |
| 63-00-077 | 63-01-116 |



| | |
|---|-----------------|
| NEW CODES NEUE CODES NOUVEAUX CODES NUEVOS CODIGOS NUOVI CODICI | PAG. 3 |
| CHEVROLET/DAEWOO | PAG. 7 |
| DAEWOO/CHEVROLET | PAG. 8 |
| DAIHATSU | PAG. 11 |
| HONDA | PAG. 15 |
| HYUNDAI | PAG. 27 |
| ISUZU | PAG. 33 |
| KIA | PAG. 37 |
| MARUTI | PAG. 41 |
| MAZDA | PAG. 42 |
| MITSUBISHI | PAG. 57 |
| NISSAN | PAG. 67 |
| OPEL | PAG. 79 |
| PROTON | PAG. 81 |
| SMART | PAG. 86 |
| SSANGYONG | PAG. 83 |
| SUBARU | PAG. 84 |
| SUZUKI | PAG. 89 |
| TOYOTA | PAG. 93 |
| CROSS REFERENCE LIST VERGLEICHSLISTE LISTA DE REFERENCIAS CRUZADES LISTE DE COMPARAISON LISTA DI COMPARAZIONE | PAG. 115 |
| PICTURES BOOTS KIT ABBILDUNGEN ACHSMANSCHETTEN FIGURAS JUEGOS DE REPARACIÓN DE JUNTAS HOMCINÉTICAS ILLUSTRATIONS KIT GAINES DE PROT. POUR JOINTS IMMAGINI CUFFIE | PAG. 127 |
| MEASURES MASSE MEDIDAS MESURES MISURE | PAG. 142 |



63

I disegni riportati nel catalogo non sono riproduzioni di disegni originali e sono a solo uso visivo ed identificativo e non potranno costituire oggetto di contestazione con i pezzi originali, in ogni caso Ashika declina ogni responsabilità sull'uso improprio degli stessi e non risponderà di eventuali errori e/o omissioni.

The pictures as shown in the catalogue are not a reproduction of original drawings and are only meant for visual and identifying purposes and cannot be objected with the original parts at all, Ashika declines any responsibility following improper uses of these pictures and possible mistakes.

Copyright by Ashika - Verona

All rights of reproduction are reserved for Ashika

Les droits de reproduction sont réservés à Ashika

Todos los derechos de la reproducción son reservados para Ashika

I diritti di riproduzione sono riservati ad Ashika

| ASHIKA CODE | OEM | APPLICATIONS/APPLICAZIONI |
|-------------|--|--|
| 63-00-072 | 44315-SA2-003 - 44315-SA2-300 44333-SA2-310 | MITSUBISHI L 200 (K__T) 2.5 D 4WD (K24T) 12.1987-05.1993 HONDA CIVIC I (SL) 1.3 L 09.1980-09.1983 |
| 63-00-074 | 8-94152-182-1 | ISUZU GEMINI (JT) 1.5 D 02.1988-12.1990 - GEMINI (JT) 1.5 TD 02.1988-12.1990 |
| 63-00-075 | 72322-2200 | SUBARU JUSTY I (KAD) 1.0 4WD (KAD-A) 11.1984-12.1990 |
| 63-00-076 | | DAEWOO NUBIRA (KLAJ) 1.6 16V 05.1997 - LANOS (KLAT) 1,4 05.1997 |
| 63-00-078 | | HONDA LEGEND I (HS, KA) 2.5 i (HS) 02.1987-06.1988 |
| 63-00-079 | F006-22-530 - F006-22-530B | MAZDA 323 II (BD) 1,1 11.1980-10.1985 - 626 III Station Wagon (GV) 1,8 01.1988-03.1992 |
| 63-00-080 | Y402-22-530 - 39241-4F125 | MAZDA 2 1.4 D 04.2003 - NISSAN MICRA (K11) 1.0 i 16V 08.1992-09.2000 |
| 63-00-081 | OK011-22-540 | MITSUBISHI PAJERO SPORT (K90) 3.0 V6 11.1998 - L 200 (K__T) 2.5 TD 4x4 11.2001 |
| 63-00-082 | MB526148 - MB526274 | MITSUBISHI TREDIA (A21_) 1.8 Turbo 08.1984-07.1986 MITSUBISHI GALANT III (E1_A) 2.0 Turbo ECi (E15A) 06.1984-05.1985 |
| 63-00-083 | 04438-35011 - 04438-35012 | TOYOTA HILUX Pick-up (_N_) 2.4 TD 4WD 08.1998-01.2002 - HILUX Pick-up (_N_) 2.4 D 03.1995 |
| 63-00-084 | 04438-35021 - 04438-35022 | TOYOTA HILUX Pick-up (_N_) 2.4 TD 4WD 08.1998-01.2002 - HILUX Pick-up (_N_) 2.4 D 03.1995 |
| 63-00-085 | MR232240 - MR305856 | MITSUBISHI PAJERO SPORT (K90) 3.0 V6 11.1998 - L 200 (K__T) 2.5 TD 4x4 11.2001 |
| 63-00-086 | | HONDA LEGEND I (HS, KA) 2.5 i (HS) 02.1987-06.1988 |
| 63-00-087 | 39741-10E26 | TOYOTA COROLLA (_E11_) 1.4 16V (ZZE111_) 02.2000-01.2002 NISSAN ALMERA II (N16) 2.2 Di 07.2000 |
| 63-00-088 | 39741-10E25 | NISSAN BLUEBIRD Hatchback (T72, T12) 1.8 Turbo 12.1985-05.1990 SSANGYONG MUSSO (FJ) 2 10.1996 |
| 63-00-089 | 8-94412-183-0 | NISSAN ALMERA II (N16) 1,5 07.2000 - ALMERA I (N15) 1.4 GX,LX 09.1995-07.2000 |
| 63-00-090 | 39741-11A00 | NISSAN SUNNY Furgonato (Y10) 1.7 D 11.1990 - CHERRY (N12) 1.7 D 10.1982-12.1990 |
| 63-00-091 | 39741-01A25 | NISSAN SUNNY I (B11) 1,3 03.1982-09.1987 - SUNNY I Coupe (B11) 1,3 04.1982-09.1986 |
| 63-00-092 | 39741-01A01 | NISSAN SUNNY I (B11) 1,3 03.1982-09.1987 - SUNNY I Coupe (B11) 1,3 04.1982-09.1986 |
| 63-00-093 | 39741-11A01 | NISSAN SUNNY Furgonato (Y10) 1.7 D 11.1990 - CHERRY (N12) 1.7 D 10.1982-12.1990 |
| 63-00-094 | 04438-87502 - 39741-01M25 | NISSAN MICRA (K10) 1 12.1982-12.1989 - MICRA (K11) 1.0 i 16V 08.1992-09.2000 |
| 63-00-095 | 39741-16R25 | ISUZU TROOPER Fuoristrada aperto (UBS) 2.2 (UBS13) 01.1983-12.1985 ISUZU TROOPER (UBS) 2.2 D 4x4 05.1984-12.1989 |
| 63-00-096 | 39241-41W01 | NISSAN DATSUN/VIOLET 180 B (PL810) 1,8 05.1977-01.1981 NISSAN DATSUN/VIOLET 180 B (PL810) 1.8 (KPL810) 05.1977-01.1981 |
| 63-00-097 | 39741-41W25 - 39741-50W25 | NISSAN PICK UP/KING CAB (D21) 2.5 D 4WD 08.1987-02.1998 NISSAN TERRANO II (R20) 2.7 TD 4WD 02.1993-01.2002 |
| 63-00-098 | 44315-SB2-961 | HONDA CIVIC Shuttle I (AN, AR) 1.5 (AN) 10.1983-10.1987 HONDA CIVIC Shuttle I (AN, AR) 1.5 4WD (AR) 01.1985-10.1987 |
| 63-00-099 | 44315-SB2-003 | HONDA CIVIC II 1,3 10.1983 10.1987 - BALLADE EV 1.3 AG / AJ 09.1983 |
| 63-01-101 | G02122540 MB526356 | MITSUBISHI SPACE RUNNER (N1_W, N2_W) 1.8 (N11W)/ RVR 10.1991-08.1999 MITSUBISHI SPACE RUNNER (N1_W, N2_W) 1.8 4x4 (N21W)/ RVR 10.1991-08.1999 |
| 63-01-102 | 49506-21000 | HYUNDAI PONY 1,5 10.1985-09.1989 - PONY 1,3 10.1985-09.1989 |
| 63-01-103 | G02222540 | MAZDA 626 II (GC) 2 11.1986-09.1987 - 626 II (GC) 2 03.1983-09.1987 |
| 63-01-104 | 6232-07050 | SUBARU LEONE I Hatchback 1600 03.1979-10.1984 - LEONE I (AB) 1600 03.1979-10.1984 |
| 63-01-106 | 23222-GA120 | SUBARU LEONE II 1800 4WD 11.1984-12.1990 - LEONE II 1800 4WD 01.1988-12.1990 |
| 63-01-107 | 04438-87710-000 | DAIHATSU CHARADE III (G100, G101, G102) 1.0 (G100) 03.1987-12.1992 DAIHATSU CHARADE III (G100, G101, G102) 1.0 (G100) 11.1990-12.1992 |
| 63-01-109 | 04438-87718-000 - 44119-70B10 | SUZUKI ALTO I (SS80) 0.55 / 0.65 01.1988 - SWIFT I (AA) 1.0 (SA310, AA41/43) 10.1983-03.1989 |
| 63-01-110 | 43448-12020 | TOYOTA COROLLA (_E8_) 1.3 (AE80/EE80) 10.1984-08.1987 TOYOTA CELICA (ST16_) 1.6 GT 16V 04.1986-08.1989 |
| 63-01-111 | 43448-16010 | TOYOTA COROLLA (_E7_) 1.3 (KE70) 02.1982-06.1983 - TERCEL (AL2_) 1.5 4WD 10.1982-01.1988 |
| 63-01-112 | 8-94381-538-0 | ISUZU GEMINI 1,6 01.1990-12.1993 - GEMINI 1,6 01.1990-12.1993 |
| 63-01-113 | | DAEWOO LANOS Tre volumi (KLAT) 1.6 16V 05.1997 - ESPERO (KLEJ) 1,5 10.1997-09.1999 |



| ASHIKA CODE | OEM | APPLICATIONS/APPLICAZIONI |
|-------------|---------------|--|
| 63-01-115 | | MAZDA 121 II (DB) 1.3 16V 11.1990-03.1996 - 121 II (DB) 1.3 16V 11.1990-03.1996 |
| 63-01-116 | | DAIHATSU CUORE III (L201) 0,8 10.1990-12.1994 DAIHATSU CHARADE III (G100, G101, G102) 1.0 Turbo (G100) 03.1987-10.1990 |
| 63-01-117 | 04438-20131 | TOYOTA COROLLA (_E11_) 1.9 D (WZE110_) 02.2000-01.2002 TOYOTA COROLLA (_E9_) 1.3 i (EE90) 08.1987-12.1992 |
| 63-01-118 | 04438-42020 | TOYOTA RAV 4 I/ FUNCROISER (SXA1_) 2.0 16V 4WD 06.1994-06.2000 |
| 63-01-119 | | TOYOTA CELICA (_T20_) 2.0 i Turbo 4WD (ST205) 02.1994-11.1999 TOYOTA PICNIC (_XM10) 2.2 D (CMX10_) 08.1997 |
| 63-01-120 | 04438-05100 | TOYOTA AVENSIS Liftback (_T22_) 2.0 D-4D (CDT220_) 10-1999 TOYOTA AVENSIS (_T22_) 2.0 D-4D (CDT220_) 10-1999 |
| 63-01-121 | 04438-60021 | TOYOTA LAND CRUISER 100 (_J10_) 4,7 02.2002 TOYOTA LAND CRUISER 100 (_J10_) 4.2 TD (HDJ100_) 01.1998 |
| 63-01-122 | 44125-65J00 | SUZUKI GRAND VITARA 1.9 DDiS 09.2005 - TOYOTA AVENSIS (_T22_) 2.0 VVT-i 10.2000 |
| 63-01-123 | | TOYOTA CELICA (ZZT23_) 1.8 16V VT-i (ZZT230_) 11.1999 TOYOTA CELICA (ZZT23_) 1.8 16V TS (ZZT231_) 11.1999 |
| 63-01-124 | | TOYOTA CAMRY (_V20) 3.0 24V (MCV20_) 08.1996-11.2001 |
| 63-01-125 | | TOYOTA CAMRY (_V20) 2.2 (SXV20_) 08.1996-11.2001 |
| 63-01-126 | | TOYOTA CAMRY (_V20) 2.2 (SXV20_) 08.1996-11.2001 |
| 63-01-127 | | TOYOTA PREVIA 2.2 D (3CT) 01.1992 - PREVIA (TCR1_, 2_) 2,4 05.1990-08.2000 |
| 63-01-128 | | TOYOTA YARIS VERSO (NC/LP2_) 1.3 (NCP22) 11.1999 - YARIS (_CP10) 1.3 16V (NCP10_) 11.1999 |
| 63-01-129 | 04438-35030 | TOYOTA LAND CRUISER 90 (_J9_) 3.0 D-4D 10.2000 TOYOTA LAND CRUISER 90 (_J9_) 3.0 TD (KZJ90_, KZJ95_) 04.1996 |
| 63-01-130 | | DAIHATSU FEROZA Soft Top (F300) 1.6 16V 10.1988 DAIHATSU FEROZA Hard Top (F300) 1.6 16V 10.1988 |
| 63-01-131 | | TOYOTA MR 2 (_W1_) 1.6 16V (AW11) 11.1984-06.1990 TOYOTA RAV 4 I/ FUNCROISER (SXA1_) 2.0 16V 4WD 06.1994-06.2000 |
| 63-01-132 | 42315-S2A-003 | HONDA S2000 (AP) 2 06.1999 |
| 63-01-133 | 44017-S5A-000 | HONDA JAZZ (GD) 1,2 03.2002 - CIVIC VI 1,4 02.2001 |
| 63-01-134 | 04438-16020 | TOYOTA TERCEL (_L1_, _L2_) 1.3 (AL20, AL11) 03.1979-01.1988 TOYOTA TERCEL (AL2_) 1.5 4WD (AL25) 05.1986-01.1988 |
| 63-01-135 | | MAZDA 121 II (DB) 1.3 16V 11.1990-03.1996 - 121 II (DB) 1.3 16V 11.1990-03.1996 |
| 63-01-136 | 40088-M0820 | NISSAN CHERRY Traveller (VN10) 1,2 10.1978-07.1981 - CHERRY Coupe (N10) 1,2 08.1978-07.1981 |
| 63-01-137 | XB297339 | SUBARU FORESTER (SF) 2 06.1998-09.2002 - IMPREZA Station wagon (GF) 2.0 16V 06.1998-12.2000 |
| 63-01-138 | 49506-28D01 | MITSUBISHI SPACE WAGON (N3_W, N4_W) 1.8 TD (N35W) 10.1991-10.1998 MITSUBISHI SPACE WAGON (N3_W, N4_W) 2.0 TD GLX (N38W) 10.1992-10.1998 |
| 63-01-140 | 49509-28C01 | HYUNDAI LANTRA II (J-2) 1.6 16V 11.1995-09.2000 |
| 63-01-141 | MB526275 | MITSUBISHI L 200 (K_T) 2.5 D 4WD (K24T) 12.1987-05.1993 MITSUBISHI L 300 Autobus (P0_W, P1_W, P2_W) 1.6 (P02V, P12V) 11.1986 |
| 63-01-142 | 72322-2350 | SUBARU LIBERO Autobus (E10, E12) 1.0 4WD (E10, KJ6) 01.1983-12.1987 |
| 63-01-143 | P44107-788000 | DAEWOO TICO (KLY3) 0,8 02.1995 |
| 63-01-144 | 96245292 | DAEWOO NUBIRA (KLAJ) 1.6 16V 05.1997 - NUBIRA Tre volumi (KLAN) 1,6 07.2003 |
| 63-01-145 | 96273574 | CHEVROLET MATIZ 0,8 03.2005 - MATIZ 1 03.2005 |
| 63-01-146 | OK552-22-540 | KIA CARNIVAL (UP) 2.5 V6 08.1999-10.2001 - CARNIVAL (UP) 2.9 TD 08.1999-10.2001 |
| 63-01-147 | OK2A1-22-540 | KIA SEPHIA Tre volumi (FA) 1.5 i 16V 02.1996-10.1997 - SEPHIA (FA) 1.5 i 16V 02.1996 |
| 63-01-148 | OK9A2-22-540 | KIA CLARUS Station wagon (GC) 1.8 i 16V 05.1998 - MAZDA 323 VI P (BJ) 1.4 16V 09.1998 |
| 63-01-149 | OK9A3-22-540 | KIA CLARUS Station wagon (GC) 2.0 i 16V 05.1998 |
| 63-01-150 | OK9B3-22-540 | KIA CLARUS Station wagon (GC) 2.0 i 16V 05.1998 |
| 63-01-151 | | KIA RIO Station wagon (DC) 1,3 08.2000 - RIO 1,3 09.2000 |
| 63-01-152 | 49506-28000 | HYUNDAI LANTRA I (J-1) 1.6 i.e. 16V 10.1990-11.1995 - LANTRA I (J-1) 1.6 i.e. 16V 10.1990-11.1995 |




| ASHIKA CODE | OEM | APPLICATIONS/APPLICAZIONI |
|-------------|--|--|
| 63-01-153 | 49506-33A10 | HYUNDAI LANTRA II Wagon (J2) 1.8 16V 02.1996 |
| 63-01-154 | 49506-29G00 | HYUNDAI LANTRA I (J-1) 1.8 i.e. 16V 10.1990-11.1995 - LANTRA II (J-2) 1.8 16V 11.1995-09.2000 |
| 63-01-155 | 49506-29L00 | HYUNDAI COUPE (RD) 2.0 16V (Tiburon) 08.1996-04.2002 - LANTRA II (J-2) 2.0 16V 08.1996-09.2000 |
| 63-01-156 | 49506-29A00 | HYUNDAI COUPE (RD) 1.6 i 16V 12.1996-04.2002 - LANTRA II (J-2) 1.6 16V 11.1995-09.2000 |
| 63-01-157 | 39741-10E25 - 39741-10E26 | NISSAN PICK UP/KING CAB (D21) 2.7 D 4WD 09.1987-08.1991 NISSAN PICK UP/KING CAB (D21) 2.4 i 4WD 03.1986-04.1992 |
| 63-01-158 | | MAZDA DEMIO (DW) 1.3 16V 08.1998-04.2000 - DEMIO (DW) 1.5 16V 04.2000 |
| 63-01-160 | 28023-AA050 | NISSAN PRIMERA (P12) 1,8 03.2002 - PRIMERA (P11) 1.6 16V 09.2000 |
| 63-01-161 | 44017-S04-010 - 44017-S04-J00 44017-ST3-000 | HONDA CIVIC V Fastback (MB) 1.6 VtI 01.1997-02.2001 - CR-V I (RD) 2.0 16V (RD1, RD3) 01.1999 |
| 63-01-162 | 44119-86060 - 44119-86061 | SUZUKI SWIFT I (AA) 1.0 (SA310, AA41/43) 10.1983-03.1989 SUZUKI SWIFT I (AA) 1.0 Turbo (SA310) 02.1985-12.1989 |
| 63-01-170 | 63220-7112 | NISSAN PRIMERA (P11) 1.8 16V 08.1999 - PRIMERA Hatchback (P11) 1.8 16V 08.1999-07.2002 |
| 63-01-178 | 44119-72F00 | SUZUKI WAGON R+ (MM) 1,3 05.2000 - IGNIS (FH) 1,3 10.2000-09.2003 |
| 63-01-198 | 39741-BM526 | NISSAN MICRA (K12) 1.5 dCi 01.2003 - MICRA (K12) 1.5 dCi 09.2003 |
| 63-02-213 | 8973874770 | ISUZU D-MAX 2.5 D 4x4 05.2002 - D-MAX 3.0 D 4x4 05.2002 |
| 63-02-220 | GD36-22-530 - MN156750 | MAZDA 6 (GG) 2,3 06.2002 - 6 (GG) 2.0 DI 06.2002 |
| 63-02-231 | 96391553 | DAEWOO KALOS (KLAS) 1,4 09.2002 - KALOS (KLAS) 1.4 16V 04.2003 |
| 63-02-232 | 96481539 | DAEWOO TACUMA (KLAU) 2 09.2000 - TACUMA (KLAU) 2 09.2001 |
| 63-02-233 | 96489837 | DAEWOO TACUMA (KLAU) 2 09.2000 - EVANDA (KLAL) 2 08.2002 |
| 63-02-234 | 96489855 | DAEWOO TACUMA (KLAU) 1,8 09.2000 - CHEVROLET LACETTI 1,8 03.2005 |
| 63-02-235 | 96245310 | DAEWOO KALOS (KLAS) 1,2 04.2003 - CHEVROLET KALOS 1,2 03.2005 |
| 63-02-236 | 96245309 | DAEWOO KALOS (KLAS) 1,2 04.2003 - CHEVROLET KALOS 1,2 03.2005 |
| 63-02-237 | 96489856 | DAEWOO KALOS (KLAS) 1,4 09.2002 - KALOS (KLAS) 1.4 16V 04.2003 |
| 63-02-238 | 96243578 | DAEWOO TACUMA (KLAU) 1,8 09.2000 - TACUMA (KLAU) 1,8 09.2000 |
| 63-02-239 | 96489854 | CHEVROLET KALOS 1,4 03.2005 - DAEWOO TACUMA (KLAU) 2 09.2000 |
| 63-02-240 | | DAEWOO LACETTI (KLAN) 1,4 02.2004 - LACETTI (KLAN) 1,6 02.2004 |
| 63-02-241 | 49509-02A00 | HYUNDAI ATOS (MX) 1.0 i 03.2001 - ATOS PRIME (MX) 1.0 i 03.2001 |
| 63-02-242 | 49509-05A00 | HYUNDAI ATOS PRIME (MX) 1,1 06.2003 |
| 63-02-246 | 49509-M1A00 | HYUNDAI GALLOPER II (JK-01) 3.0 V6 08.1998 - GALLOPER II (JK-01) 2.5 TD intercooler 08.1998 |
| 63-02-247 | 49509-4AA00 | HYUNDAI H-1/H-200 Furgonato 2.5 TD 03.2000-09.2000 - H-1/H-200 Furgonato 2,4 03.2000 |
| 63-02-248 | 49509-17A00 | HYUNDAI MATRIX (FC) 1,6 06.2001 - MATRIX (FC) 1.5 CRDi 10.2001 |
| 63-02-250 | 49505-1CC00 | HYUNDAI GETZ (TB) 1,3 09.2002 - GETZ (TB) 1,3 09.2003 |
| 63-02-251 | 49605-1CD00 | HYUNDAI GETZ (TB) 1.5 CRDi 03.2003 |
| 63-02-252 | 49609-26C50 | HYUNDAI SANTA FE' (SM) 2.4 16V 02.2001 - SANTA FE' (SM) 2.0 CRDi 4x4 04.2001 |
| 63-02-254 | 51622-H1010 | HYUNDAI TERRACAN (HP) 2.9 CRDi 12.2001 - TERRACAN (HP) 3.5 i V6 4WD 12.2001 |
| 63-02-255 | 49509-3AB00 | HYUNDAI TRAJET (FO) 2 03.2000 - TRAJET (FO) 2.7 V6 09.2000 |
| 63-02-256 | 49509-3AC00 | HYUNDAI TRAJET (FO) 2.0 CRDi 04.2001 |
| 63-02-257 | 49509-2EA00 | HYUNDAI TUCSON (JM) 2.0 CRDi 08.2004 - TUCSON (JM) 2.0 4 ruote motrici 08.2004 |
| 63-02-258 | 49509-2EA10 | HYUNDAI TUCSON (JM) 2.0 CRDi 08.2004 - TUCSON (JM) 2.0 4 ruote motrici 08.2004 |
| 63-02-259 | 49506-02A00 | HYUNDAI ATOS (MX) 1.0 i 03.2001 - ATOS PRIME (MX) 1,1 06.2003 |
| 63-02-260 | 49506-05A00 | HYUNDAI ATOS PRIME (MX) 1,1 06.2003 |
| 63-02-264 | 49506-M1A00 | HYUNDAI GALLOPER II (JK-01) 2.5 TCI 08.1998 - GALLOPER II (JK-01) 2.5 TD 08.1998 |
| 63-02-265 | 49506-4AA00 | HYUNDAI H-1/H-200 Furgonato 2.5 TD 03.2000-09.2000 - H-1/H-200 Furgonato 2,4 03.2000 |
| 63-02-266 | 49506-17A00 | HYUNDAI MATRIX (FC) 1.5 CRDi 10.2001 - MATRIX (FC) 1,6 06.2001 |
| 63-02-268 | 49506-1CA00 | HYUNDAI GETZ (TB) 1,3 09.2002 - GETZ (TB) 1,3 09.2003 |
| 63-02-269 | 49506-1CB00 | HYUNDAI GETZ (TB) 1.5 CRDi 03.2003 |



| ASHIKA CODE | OEM | APPLICATIONS/APPLICAZIONI |
|-------------|---------------------|---|
| 63-02-270 | 49506-26C50 | HYUNDAI SANTA FE' (SM) 2.0 CRDi 4x4 04.2001 - SANTA FE' (SM) 2.0 CRDi 08.2001 |
| 63-02-271 | 49506-26B00 | HYUNDAI SANTA FE' (SM) 2.4 16V 02.2001 - SANTA FE' (SM) 2.4 16V 4x4 02.2001 |
| 63-02-274 | 51612-H1010 | HYUNDAI TERRACAN (HP) 2.9 CRDi 12.2001 - TERRACAN (HP) 3.5 i V6 4WD 12.2001 |
| 63-02-275 | 49506-3AA20 | HYUNDAI TRAJET (FO) 2 03.2000 - TRAJET (FO) 2.7 V6 09.2000 |
| 63-02-276 | 49506-3AA30 | HYUNDAI TRAJET (FO) 2.0 CRDi 04.2001 |
| 63-02-277 | 49506-2EA00 | HYUNDAI TUCSON (JM) 2.0 CRDi 08.2004 - TUCSON (JM) 2.0 CRDi 4 ruote motrici 08.2004 |
| 63-02-278 | 49506-2EA10 | HYUNDAI TUCSON (JM) 2.0 CRDi 08.2004 - TUCSON (JM) 2.0 CRDi 4 ruote motrici 08.2004 |
| 63-02-279 | OK2C022530 | KIA CARENS I (FC) 1,8 11.2000-07.2002 - CARENS II 1,6 07.2002 |
| 63-02-280 | OK2C122530 | KIA CARENS I (FC) 1,8 11.2000-07.2002 - CARENS II 1,6 07.2002 |
| 63-02-281 | OK55222530 | KIA CARNIVAL II 2.5 V6 10.2001 - CARNIVAL II 2.9 CRDi 10.2001 |
| 63-02-282 | OK55422530 | KIA CARNIVAL II 2.5 V6 10.2001 - CARNIVAL II 2.9 CRDi 10.2001 |
| 63-02-283 | OK55822530 | KIA CARNIVAL II 2.5 V6 10.2001 - CARNIVAL II 2.9 CRDi 10.2001 |
| 63-02-284 | OK56P22530 | KIA CARNIVAL II 2.5 V6 10.2001 - CARNIVAL II 2.9 CRDi 10.2001 |
| 63-02-285 | 49594-2F000 | KIA CERATO 2.0 CRDi 04.2004 - CERATO 1.5 CRDi 07.2005 |
| 63-02-286 | 49594-2F100 | KIA CERATO 2.0 CRDi 04.2004 - CERATO 1.5 CRDi 07.2005 |
| 63-02-287 | OK63B22530A | KIA K2500 2,5 01.2003 |
| 63-02-288 | 49594-07000 | KIA PICANTO 1,1 04.2004 - PICANTO 1 09.2005 |
| 63-02-289 | 49594-07100 | KIA PICANTO 1,1 04.2004 - PICANTO 1 09.2005 |
| 63-02-290 | 49594-3E000 | KIA SORENTO (JC) 2,4 08.2002 - SORENTO (JC) 2.5 CRDi 08.2002 |
| 63-02-291 | OK2C022540 | KIA CARENS I (FC) 1,8 11.2000-07.2002 - CARENS II 1,6 07.2002 |
| 63-02-292 | OK2C12240 | KIA CARENS I (FC) 1,8 11.2000-07.2002 - CARENS II 1,6 07.2002 |
| 63-02-293 | OK55222540 | KIA CARNIVAL II 2.9 CRDi 10.2001 - CARNIVAL II 3,5 07.2002 |
| 63-02-294 | OK55422540 | KIA CARNIVAL II 2.5 V6 10.2001 - CARNIVAL II 2.9 CRDi 10.2001 |
| 63-02-295 | OK55822540 | KIA CARNIVAL II 2.5 V6 10.2001 - CARNIVAL II 2.9 CRDi 10.2001 |
| 63-02-296 | OK56P22540 | KIA CARNIVAL II 2.5 V6 10.2001 - CARNIVAL II 2.9 CRDi 10.2001 |
| 63-02-297 | 49595-2F000 | KIA CERATO 2.0 CRDi 04.2004 - CERATO 1.5 CRDi 07.2005 |
| 63-02-298 | 49595-2F100 | KIA CERATO 2.0 CRDi 04.2004 - CERATO 1.5 CRDi 07.2005 |
| 63-03-300 | OK63B22540 | KIA K2500 2,5 01.2003 |
| 63-03-301 | 49595-07000 | KIA PICANTO 1,1 04.2004 - PICANTO 1 09.2005 |
| 63-03-302 | 49595-07100 | KIA PICANTO 1,1 04.2004 - PICANTO 1.1 D 11.2005 |
| 63-03-303 | 49595-3E000 | KIA SORENTO (JC) 2,4 08.2002 - SORENTO (JC) 2.5 CRDi 08.2002 |
| 63-03-304 | 413ST08012 | SSANGYONG REXTON 2.7 Xdi 08.2004 - REXTON 2.9 D 04.2002 |
| 63-03-305 | 413ST08112 | SSANGYONG REXTON 2.9 D 04.2002 - REXTON 2.7 Xdi 08.2004 |
| 63-03-306 | 413ST09010 | SSANGYONG KYRON 2.0 Xdi 05.2005 - KYRON 2.0 Xdi 4x4 05.2005 |
| 63-03-307 | 413ST08000 | SSANGYONG REXTON 2.9 D 04.2002 - REXTON 2.7 Xdi 08.2004 |
| 63-03-308 | 413ST08100 | SSANGYONG REXTON 2.9 D 04.2002 - REXTON 2.7 Xdi 08.2004 |
| 63-03-309 | 413ST09000 | SSANGYONG KYRON 2.0 Xdi 4x4 05.2005 - KYRON 2.0 Xdi 05.2005 |
| 63-03-313 | 3815A012 | SMART FORFOUR 1.1 (454.030) 04.2004 - MITSUBISHI COLT VI 1,1 10.2004 |
| 63-03-315 | 3815A015 | SMART FORFOUR 1.5 CDI 09.2004 - MITSUBISHI COLT VI 1.5 DI-D 08.2004 |
| 63-03-320 | MR911156 | MITSUBISHI SPACE STAR (DGO) 1.3 16V 06.1998 - SPACE STAR (DGO) 1.3 16V 12.1998 |
| 63-03-321 | MR911158 - MR911361 | MITSUBISHI SPACE STAR (DGO) 1.3 16V 06.1998 - SPACE STAR (DGO) 1.3 16V 12.1998 |
| | | |
| | | |
| | | |
| | | |
| | | |



CHEVROLET/DAEWOO

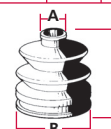
|  | | | | |  | | | | |  | | | | |
|---|------------------|-----------|----|--------------|---|----------|----------|------------|---|---|----|----|----|---|
| MODEL MODELLO | VERSION VERSIONE | YEAR ANNO | KW | MOTOR MOTORE | SIDE WHEEL LATO RUOTA | A | B | C | INFO | SIDE GEARSHIFT LATO CAMBIO | A | B | C | INFO |
| EVANDA | 2.0 | 03.2005 | 96 | X20SED | 63-02-232 63-02-234 | 27 24 | 90 82 | 151 117 | Manual transmission Automatic transmission | 63-02-239 | | | | Automatic trasmission |
| KALOS | 1.2 | 03.2005 | 53 | B12S1 | 63-02-236 | 21 | 71 | 107 | | 63-02-235 | 21 | 78 | 89 | Giunto tripodo |
| KALOS | 1.4 | 03.2005 | 61 | F14S3 | 63-02-231 | 23 | 78 | 118 | | 63-02-237 63-02-239 | 23 | 56 | 99 | Manual trasmission Automatic trasmission |
| KALOS | 1.4 16V | 03.2005 | 69 | F14D3 | 63-02-231 | 23 | 78 | 118 | | 63-02-237 63-02-239 | 23 | 56 | 99 | Manual trasmission Automatic trasmission |
| KALOS Tre volumi | 1.4 16V | 03.2005 | 69 | F14D3 | 63-02-231 | 23 | 78 | 118 | | 63-02-237 63-02-239 | 23 | 56 | 99 | Manual trasmission Automatic trasmission |
| LACETTI | 1.4 16V | 03.2005 | 70 | F14D3 | 63-02-231 | 23 | 78 | 118 | | 63-02-239 63-02-240 | | | | Automatic trasmission Manual trasmission |
| LACETTI | 1.6 | 03.2005 | 80 | F16D3 | 63-02-231 | 23 | 78 | 118 | | 63-02-239 63-02-240 | | | | Automatic trasmission Manual trasmission |
| LACETTI | 1.8 | 03.2005 | 90 | T18SED | 63-02-234 | 24 | 82 | 117 | | 63-02-239 | | | | |
| MATIZ | 0.8 | 03.2005 | 38 | F8CV | 63-00-007 | 20 | 68 | 85 | | 63-01-145 | 19 | 68 | 91 | Giunto tripodo |
| MATIZ | 1.0 | 03.2005 | 47 | B10S | 63-00-007 | 20 | 68 | 85 | | 63-01-145 | 19 | 68 | 91 | Giunto tripodo |
| MATIZ | 1.0 | 03.2005 | 49 | B10S1 | 63-00-007 | 20 | 68 | 85 | | 63-01-145 | 19 | 68 | 91 | Giunto tripodo |

A = Inner Diameter
B = Inner Diameter
C = Total Height

A = Diamètre Intérieur
B = Diamètre Intérieur
C = Taille Totale




A = Diámetro Interno
B = Diámetro Interno
C = Altura Total

A = Diametro Interno
B = Diametro Interno
C = Altezza Totale



DAEWOO/CHEVROLET



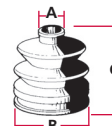
|  | | | | |  | | | |  | | | | | |
|---|------------------|--------------------|----|--------------|---|----------|----------|------------|---|----------------------------|----|----|-----|---|
| MODEL MODELLO | VERSION VERSIONE | YEAR ANNO | KW | MOTOR MOTORE | SIDE WHEEL LATO RUOTA | A | B | C | INFO | SIDE GEARSHIFT LATO CAMBIO | A | B | C | INFO |
| ESPERO (KLEJ) | 1.5 2.0 | 10.1991 01.1995 | | | 63-00-031 | 21 | 85 | 82 | | | | | | |
| ESPERO (KLEJ) | 1.5 | 10.1997 09.1999 | 55 | AR 01544 | 63-00-076 | 22 | 85 | 80 | | 63-01-113 | 21 | 68 | 100 | |
| ESPERO (KLEJ) | 1.5 16V | 02.1995 06.1999 | 66 | A15MF | 63-00-076 | 22 | 85 | 80 | | 63-01-113 | 21 | 68 | 100 | |
| ESPERO (KLEJ) | 1.8 | 02.1995 09.1999 | 66 | C18LE | 63-00-076 | 22 | 85 | 80 | | 63-01-113 | 21 | 68 | 100 | |
| ESPERO (KLEJ) | 1.8 | 02.1995 06.1999 | 70 | C18LE | 63-00-076 | 22 | 85 | 80 | | 63-01-113 | 21 | 68 | 100 | |
| ESPERO (KLEJ) | 2.0 | 02.1995 06.1999 | 77 | C20LE | 63-00-076 | 22 | 85 | 80 | | 63-01-113 | 21 | 68 | 100 | |
| EVANDA (KLAL) | 2.0 | 08.2002 | 96 | | 63-02-232 63-02-234 | 27 24 | 90 82 | 151 117 | Manual transmission Automatic transmission | 63-02-233 63-02-239 | 26 | 81 | 95 | Manual transmission Automatic transmission |
| KALOS (KLAS) | 1.2 | 04.2003 | 53 | | 63-02-236 | 21 | 71 | 107 | | 63-02-235 | 21 | 78 | 89 | Giunto tripodo |
| KALOS (KLAS) | 1.4 | 09.2002 | 61 | | 63-02-231 | 23 | 78 | 118 | | 63-02-237 63-02-239 | 23 | 56 | 99 | Manual transmission Automatic transmission |
| KALOS (KLAS) | 1.4 16V | 04.2003 | 69 | | 63-02-231 | 23 | 78 | 118 | | 63-02-237 63-02-239 | 23 | 56 | 99 | Manual transmission Automatic transmission |
| LACETTI (KLAN) | 1.4 | 02.2004 | 70 | | 63-02-231 | 23 | 78 | 118 | | 63-02-239 63-02-240 | | | | Automatic transmission Manual transmission |
| LACETTI (KLAN) | 1.6 | 02.2004 | 80 | | 63-02-231 | 23 | 78 | 118 | | 63-02-239 63-02-240 | | | | Automatic transmission Manual transmission |
| LACETTI (KLAN) | 1.8 | 02.2004 | 90 | | 63-02-234 | 24 | 82 | 117 | | | | | | |
| LANOS (KLAT) | 1.3 (A135M) | 01.1997 | 55 | | 63-00-076 | 22 | 85 | 80 | | 63-01-113 | 21 | 68 | 100 | |
| LANOS (KLAT) | 1.4 | 05.1997 | 55 | A14SMS | 63-00-076 | 22 | 85 | 80 | | 63-01-113 | 21 | 68 | 100 | |
| LANOS (KLAT) | 1.5 | 05.1997 | 63 | A15SMS | 63-00-076 | 22 | 85 | 80 | | 63-01-113 | 21 | 68 | 100 | |

A = Inner Diameter
B = Inner Diameter
C = Total Height

A = Diamètre Intérieur
B = Diamètre Intérieur
C = Taille Totale




A = Diámetro Interno
B = Diámetro Interno
C = Altura Total

A = Diametro Interno
B = Diametro Interno
C = Altezza Totale





DAEWOO/CHEVROLET

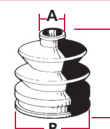
|  | | | | |  | | | | |  | | | | |
|---|------------------|--------------------|----|--------------|---|----|----|----|------|---|----|----|-----|----------------|
| MODEL MODELLO | VERSION VERSIONE | YEAR ANNO | KW | MOTOR MOTORE | SIDE WHEEL LATO RUOTA | A | B | C | INFO | SIDE GEARSHIFT LATO CAMBIO | A | B | C | INFO |
| LANOS (KLAT) | 1.6 16V | 05.1997 | 78 | A16DMS | 63-00-076 | 22 | 85 | 80 | | 63-01-113 | 21 | 68 | 100 | |
| LANOS Tre volumi (KLAT) | 1.4 | 05.1997 | 55 | A14SMS | 63-00-076 | 22 | 85 | 80 | | 63-01-113 | 21 | 68 | 100 | |
| LANOS Tre volumi (KLAT) | 1.5 | 05.1997 | 63 | A15SMS | 63-00-076 | 22 | 85 | 80 | | 63-01-113 | 21 | 68 | 100 | |
| LANOS Tre volumi (KLAT) | 1.6 16V | 05.1997 | 78 | A16DMS | 63-00-076 | 22 | 85 | 80 | | 63-01-113 | 21 | 68 | 100 | |
| LEGANZA (KLAZ) | 2.0 16V | 06.1997 12.2002 | 98 | X20SED | 63-00-076 | 22 | 85 | 80 | | 63-01-144 | 24 | 88 | 104 | Giunto tripodo |
| MATIZ (KLYA) | 0.8 | 09.1998 | 38 | F8CV | 63-00-007 | 20 | 68 | 85 | | 63-01-145 | 19 | 68 | 91 | Giunto tripodo |
| MATIZ (KLYA) | 1.0 | 01.2003 | 47 | | 63-00-007 | 20 | 68 | 85 | | 63-01-145 | 19 | 68 | 91 | Giunto tripodo |
| NEXIA (KLETN) | 1.5 | 02.1995 08.1997 | 52 | G15MF | 63-00-076 | 22 | 85 | 80 | | 63-01-113 | 21 | 68 | 100 | |
| NEXIA (KLETN) | 1.5 | 08.1996 08.1997 | 44 | G15MF | 63-00-076 | 22 | 85 | 80 | | 63-01-113 | 21 | 68 | 100 | |
| NEXIA (KLETN) | 1.5 | 02.1995 08.1997 | 55 | G15MF | 63-00-076 | 22 | 85 | 80 | | 63-01-113 | 21 | 68 | 100 | |
| NEXIA (KLETN) | 1.5 16V | 02.1995 08.1997 | 66 | A15MF | 63-00-076 | 22 | 85 | 80 | | 63-01-113 | 21 | 68 | 100 | |
| NEXIA (KLETN) | 1.8 | 10.1997 | | | 63-00-076 | 22 | 85 | 80 | | 63-01-113 | 21 | 68 | 100 | |
| NEXIA (KLETN) | 1.8 | 10.1995 08.1997 | 74 | | 63-00-076 | 22 | 85 | 80 | | 63-01-113 | 21 | 68 | 100 | |
| NEXIA Tre volumi (KLETN) | 1.5 | 02.1995 08.1997 | 52 | G15MF | 63-00-076 | 22 | 85 | 80 | | 63-01-113 | 21 | 68 | 100 | |
| NEXIA Tre volumi (KLETN) | 1.5 | 08.1996 08.1997 | 44 | G15MF | 63-00-076 | 22 | 85 | 80 | | 63-01-113 | 21 | 68 | 100 | |
| NEXIA Tre volumi (KLETN) | 1.5 | 02.1995 08.1997 | 55 | G15MF | 63-00-076 | 22 | 85 | 80 | | 63-01-113 | 21 | 68 | 100 | |

A = Inner Diameter
B = Inner Diameter
C = Total Height

A = Diamètre Intérieur
B = Diamètre Intérieur
C = Taille Totale




A = Diámetro Interno
B = Diámetro Interno
C = Altura Total

A = Diametro Interno
B = Diametro Interno
C = Altezza Totale



DAEWOO/CHEVROLET



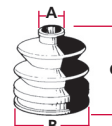
|  | | | | |  | | | |  | | | | | |
|---|-------------------|--------------------|----|--------------|---|----------|----------|------------|---|----------------------------|----|----|-----|---------------------|
| MODEL MODELLO | VERSIONE VERSIONE | YEAR ANNO | KW | MOTOR MOTORE | SIDE WHEEL LATO RUOTA | A | B | C | INFO | SIDE GEARSHIFT LATO CAMBIO | A | B | C | INFO |
| NEXIA Tre volumi (KLETN) | 1.5 16V | 02.1995 08.1997 | 66 | A15MF | 63-00-076 | 22 | 85 | 80 | | 63-01-113 | 21 | 68 | 100 | |
| NEXIA Tre volumi (KLETN) | 1.8 | 10.1995 08.1997 | 74 | | 63-00-076 | 22 | 85 | 80 | | 63-01-113 | 21 | 68 | 100 | |
| NUBIRA (KLAJ) | 1.6 16V | 05.1997 | 78 | A16DMS | 63-00-076 | 22 | 85 | 80 | | 63-01-144 | 24 | 88 | 104 | Giunto tripodo |
| NUBIRA (KLAJ) | 2.0 16V | 05.1997 | 98 | X20SED | 63-00-076 | 22 | 85 | 80 | | 63-01-144 | 24 | 88 | 104 | Giunto tripodo |
| NUBIRA Tre volumi (KLAJ) | 1.6 16V | 05.1997 | 78 | A16DMS | 63-00-076 | 22 | 85 | 80 | | 63-01-144 | 24 | 88 | 104 | Giunto tripodo |
| NUBIRA Tre volumi (KLAJ) | 2.0 16V | 05.1997 | 98 | X20SED | 63-00-076 | 22 | 85 | 80 | | 63-01-144 | 24 | 88 | 104 | Giunto tripodo |
| NUBIRA Tre volumi (KLAN) | 1.6 | 07.2003 | 80 | | 63-00-076 | 22 | 85 | 80 | | 63-01-144 | 24 | 88 | 104 | Giunto tripodo |
| NUBIRA Wagon (KLAJ) | 1.6 16V | 05.1997 | 78 | A16DMS | 63-00-076 | 22 | 85 | 80 | | 63-01-144 | 24 | 88 | 104 | Giunto tripodo |
| NUBIRA Wagon (KLAJ) | 2.0 16V | 05.1997 | 98 | X20SED | 63-00-076 | 22 | 85 | 80 | | 63-01-144 | 24 | 88 | 104 | Giunto tripodo |
| TACUMA (KLAU) | 1.6 | 09.2000 | 77 | | 63-02-234 63-02-238 | 24 | 82 | 117 | 02.2002 -> ->01.2002 | 63-02-239 | | | | |
| TACUMA (KLAU) | 1.8 | 09.2000 | 74 | | 63-02-234 63-02-238 | 24 | 82 | 117 | 02.2002 -> ->01.2002 | 63-02-239 | | | | |
| TACUMA (KLAU) | 1.8 | 09.2000 | 72 | A18DMS | 63-02-234 63-02-238 | 24 | 82 | 117 | 02.2002 -> ->01.2002 | 63-02-239 | | | | |
| TACUMA (KLAU) | 1.8 | 09.2000 | 66 | | 63-02-234 63-02-238 | 24 | 82 | 117 | 02.2002 -> ->01.2002 | 63-02-239 | | | | |
| TACUMA (KLAU) | 2.0 | 09.2000 | 94 | | 63-02-232 63-02-234 | 27 24 | 90 82 | 151 117 | Manual transmission Automatic transmission | 63-02-233 63-02-239 | 26 | 81 | 95 | Manual transmission |
| TACUMA (KLAU) | 2.0 | 09.2001 | 89 | | 63-02-232 63-02-234 | 27 24 | 90 82 | 151 117 | Manual transmission Automatic transmission | 63-02-233 | 26 | 81 | 95 | Manual transmission |
| TICO (KLY3) | 0.8 | 02.1995 | 35 | F8C | 63-00-022 | 19 | 64 | 83 | | 63-01-143 | 19 | 67 | 90 | Giunto tripodo |

A = Inner Diameter
B = Inner Diameter
C = Total Height

A = Diamètre Intérieur
B = Diamètre Intérieur
C = Taille Totale

A = Diámetro Interno
B = Diámetro Interno
C = Altura Total

A = Diametro Interno
B = Diametro Interno
C = Altezza Totale



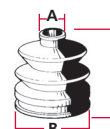
| MODEL MODELLO | VERSION VERSIONE | YEAR ANNO | KW | MOTOR MOTORE | SIDE WHEEL LATO RUOTA | A | B | C | INFO | SIDE GEARSHIFT LATO CAMBIO | A | B | C | INFO |
|--------------------------------|--------------------|--------------------|----|--------------|------------------------|----------|----------|----------|-------------------------|----------------------------|----------|----------|----------|---|
| APPLAUSE I (A101, A111) | 1.6 16V (A101) | 06.1989 07.1997 | 77 | HD-E | 63-00-061 63-01-116 | 21 19 | 73 68 | 88 79 | 11.1989 -> | 63-01-109 | 18 | 58 | 84 | 11.1989 -> Giunto tripodo |
| APPLAUSE I (A101, A111) | 1.6 16V (A101) | 06.1989 07.1997 | 66 | HD | 63-00-061 63-01-116 | 21 19 | 73 68 | 88 79 | 11.1989 -> | 63-01-109 | 18 | 58 | 84 | 11.1989 -> Giunto tripodo |
| APPLAUSE I (A101, A111) | 1.6 16V 4WD (A111) | 06.1989 07.1997 | 77 | HD-E | 63-00-061 | 21 | 73 | 88 | | | | | | |
| CHARADE I (G10) | 1.0 | 10.1977 02.1981 | 37 | CB 20 | 63-00-020 | 20 | 63 | 84 | | 63-00-094 | 18 | 65 | 80 | |
| CHARADE I (G10) | 1.0 | 02.1981 02.1983 | 38 | CB 20 CB 22 | 63-00-020 | 20 | 63 | 84 | | 63-00-094 | 18 | 65 | 80 | |
| CHARADE II (G11, G30) | 1.0 (G11) | 10.1983 03.1987 | 38 | CB 22 CB 20 | 63-00-007 | 20 | 68 | 85 | | 63-00-043 | 20 | 67 | 84 | |
| CHARADE II (G11, G30) | 1.0 D (G30) | 10.1983 03.1987 | 27 | CL 10 | 63-00-043 | 20 | 67 | 84 | | 63-00-094 | 18 | 65 | 80 | |
| CHARADE II (G11, G30) | 1.0 TD (G30) | 02.1985 03.1987 | 34 | CL 60 | 63-00-043 | 20 | 67 | 84 | | 63-00-094 | 18 | 65 | 80 | |
| CHARADE II (G11, G30) | 1.0 Turbo (G11) | 10.1983 03.1987 | 50 | CB 60 | 63-00-043 | 20 | 67 | 84 | | 63-00-094 | 18 | 65 | 80 | |
| CHARADE III (G100, G101, G102) | 1.0 (G100) | 11.1990 12.1992 | 40 | CB 90 | 63-00-022 | 19 | 64 | 83 | | 63-01-107 | 20 | 63 | 87 | Giunto tripodo |
| CHARADE III (G100, G101, G102) | 1.0 (G100) | 04.1989 12.1992 | 41 | CB 90 | 63-00-022 | 19 | 64 | 83 | | 63-01-107 | 20 | 63 | 87 | Giunto tripodo |
| CHARADE III (G100, G101, G102) | 1.0 (G100) | 03.1987 12.1992 | 38 | CB 23 | 63-00-022 | 19 | 64 | 83 | | 63-01-107 63-01-109 | 20 18 | 63 58 | 87 84 | 10.1990 -> Giunto tripodo ->09.1990 Giunto tripodo |
| CHARADE III (G100, G101, G102) | 1.0 D (G101) | 03.1987 12.1992 | 27 | CL 11 | 63-00-020 | 20 | 63 | 84 | ->10.1989 | 63-00-043 | 20 | 67 | 84 | ->10.1989 |
| CHARADE III (G100, G101, G102) | 1.0 GTi (G100) | 03.1987 12.1992 | 74 | CB 80 | 63-00-022 63-01-116 | 19 19 | 64 68 | 83 79 | ->09.1990 10.1990 -> | 63-01-107 63-01-109 | 20 18 | 63 58 | 87 84 | 10.1990 -> Giunto tripodo ->09.1990 Giunto tripodo |
| CHARADE III (G100, G101, G102) | 1.0 TD (G101) | 03.1987 12.1992 | 35 | CL CL 61 | 63-01-116 | 19 | 68 | 79 | | 63-01-109 | 18 | 58 | 84 | Giunto tripodo |
| CHARADE III (G100, G101, G102) | 1.0 Turbo (G100) | 03.1987 10.1990 | 50 | CB 61 | 63-01-116 | 19 | 68 | 79 | | 63-01-109 | 18 | 58 | 84 | Giunto tripodo |

A = Inner Diameter
B = Inner Diameter
C = Total Height

A = Diamètre Intérieur
B = Diamètre Intérieur
C = Taille Totale

A = Diámetro Interno
B = Diámetro Interno
C = Altura Total

A = Diametro Interno
B = Diametro Interno
C = Altezza Totale



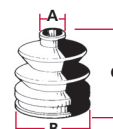
| MODEL MODELLO | VERSION VERSIONE | YEAR ANNO | KW | MOTOR MOTORE | SIDE WHEEL LATO RUOTA | A | B | C | INFO | SIDE GEARSHIFT LATO CAMBIO | A | B | C | INFO |
|--------------------------------|------------------|--------------------|----|--------------|------------------------|------------|------------|-----------|-------------------------|----------------------------|----------|----------|----------|-------------------------|
| CHARADE III (G100, G101, G102) | 1.3 i (G102) | 06.1988 12.1992 | 66 | HCE | 63-00-003 63-01-116 | 23 19 | 73 68 | 89 79 | | 63-01-107 | 20 | 63 | 87 | Giunto tripodo |
| CHARADE III (G100, G101, G102) | 1.3 i 4WD (G102) | 06.1988 01.1993 | 66 | HCE | 63-00-003 63-01-116 | 23 19 | 73 68 | 89 79 | | 63-01-107 | 20 | 63 | 87 | Giunto tripodo |
| CHARADE III Tre volumi (G102) | 1.3 | 11.1990 02.1993 | 66 | HCE | 63-00-003 | 23 | 73 | 89 | | 63-01-107 | 20 | 63 | 87 | Giunto tripodo |
| CHARADE IV (G200, G202) | 1.3 16V | 01.1993 | 62 | HC | 63-00-071 | 19 | 67,5 | 92 | | | | | | |
| CHARADE IV Tre volumi (G203) | 1.5 (VALERA) | 10.1994 | 55 | HE | 63-00-061 | 21 | 73 | 88 | | | | | | |
| CHARADE IV Tre volumi (G203) | 1.5 16V (VALERA) | 08.1994 | 66 | HEE | 63-00-061 | 21 | 73 | 88 | | | | | | |
| CUORE I (L55, L60) | 0.5 (L55) | 10.1980 09.1985 | 20 | AB 30 | 63-00-007 63-00-020 | 20 20 | 68 63 | 85 84 | 06.1983 -> ->05.1983 | 63-00-043 63-00-094 | 20 18 | 67 65 | 84 80 | 06.1983 -> ->05.1983 |
| CUORE II (L80, L81) | 0.8 (L80) | 11.1989 12.1990 | 29 | ED 10 | 63-00-007 | 20 | 68 | 85 | | 63-00-043 | 20 | 67 | 84 | |
| CUORE II (L80, L81) | 0.8 (L80) | 09.1985 06.1990 | 32 | ED 10 | 63-00-007 | 20 | 68 | 85 | | 63-00-043 | 20 | 67 | 84 | |
| CUORE II (L80, L81) | 0.8 4WD (L81) | 09.1986 10.1988 | 32 | ED 10 | 63-00-007 | 20 | 68 | 85 | | 63-00-043 | 20 | 67 | 84 | |
| CUORE III (L201) | 0.8 | 10.1990 12.1994 | 30 | ED 10 K | 63-01-116 | 19 | 68 | 79 | | 63-00-043 | 20 | 67 | 84 | |
| CUORE IV (L501) | 0.8 | 01.1995 11.1996 | 32 | ED 20 | 63-00-007 | 20 | 68 | 85 | | 63-00-043 | 20 | 67 | 84 | |
| FEROZA Hard Top (F300) | 1.6 16V | 10.1988 | 63 | HDC | 63-00-046 63-00-069 | 29,5 21 | 89,5 77 | 100 81 | 05.1993 -> | 63-01-130 | 20 | 72 | 92 | |
| FEROZA Hard Top (F300) | 1.6 i 16V | 10.1988 | 70 | HD-E | 63-00-046 63-00-069 | 29,5 21 | 89,5 77 | 100 81 | | 63-01-130 | 20 | 72 | 92 | |
| FEROZA Soft Top (F300) | 1.6 16V | 10.1988 | 63 | HDC | 63-00-046 63-00-069 | 29,5 21 | 89,5 77 | 100 81 | | 63-01-130 | 20 | 72 | 92 | |
| FEROZA Soft Top (F300) | 1.6 i 16V | 10.1988 | 70 | HD-E | 63-00-046 63-00-069 | 29,5 21 | 89,5 77 | 100 81 | | 63-01-130 | 20 | 72 | 92 | |
| GRAN MOVE (G3) | 1.5 16V (G303) | 10.1996 07.1998 | 66 | HEEG | 63-00-061 | 21 | 73 | 88 | | | | | | |

A = Inner Diameter
B = Inner Diameter
C = Total Height

A = Diamètre Intérieur
B = Diamètre Intérieur
C = Taille Totale

A = Diámetro Interno
B = Diámetro Interno
C = Altura Total

A = Diametro Interno
B = Diametro Interno
C = Altezza Totale



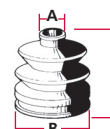
| MODEL MODELLO | VERSION VERSIONE | YEAR ANNO | KW | MOTOR MOTORE | SIDE WHEEL LATO RUOTA | A | B | C | INFO | SIDE GEARSHIFT LATO CAMBIO | A | B | C | INFO |
|-------------------------|------------------|--------------------|----|--------------|------------------------|----------|----------|----------|-------------------------|----------------------------|----------|----------|----------|-------------------------|
| GRAN MOVE (G3) | 1.6 16V (G301) | 05.1998 | 67 | HDEP | 63-00-061 | 21 | 73 | 88 | | | | | | |
| HIJET I Autobus | 1.0 | 06.1986 12.1989 | 33 | CB | 63-00-007 63-00-044 | 20 19 | 68 64 | 85 85 | ->06.1987 07.1987 -> | 63-00-022 63-00-043 | 19 20 | 64 67 | 83 84 | 07.1987 -> ->06.1987 |
| HIJET I Furgonato | 1.0 | 06.1986 12.1989 | 33 | CB | 63-00-007 63-00-044 | 20 19 | 68 64 | 85 85 | ->06.1987 07.1987 -> | 63-00-022 63-00-043 | 19 20 | 64 67 | 83 84 | 07.1987 -> ->06.1987 |
| MOVE (L6, L9) | 0.8 | 10.1996 | 31 | | 63-00-007 | 20 | 68 | 85 | | 63-00-043 | 20 | 67 | 84 | |
| MOVE (L6, L9) | 1.0 i | 10.1998 | 41 | EJDE | 63-00-007 | 20 | 68 | 85 | | 63-00-043 | 20 | 67 | 84 | |
| ROCKY Hard Top (F7, F8) | 2.8 D | 02.1985 | 54 | DL | 63-00-002 | 22 | 76 | 85 | | | | | | |
| ROCKY Hard Top (F7, F8) | 2.8 TD | 12.1987 04.1993 | 67 | DL 51 | 63-00-002 | 22 | 76 | 85 | | | | | | |
| ROCKY Hard Top (F7, F8) | 2.8 TD | 09.1991 | 75 | DL 52 | 63-00-002 | 22 | 76 | 85 | | | | | | |
| ROCKY Hard Top (F7, F8) | 2.8 TD | 05.1993 | 72 | DL 52 | 63-00-002 | 22 | 76 | 85 | | | | | | |
| ROCKY Soft Top (F7, F8) | 2.8 D | 02.1985 | 54 | DL | 63-00-002 | 22 | 76 | 85 | | | | | | |
| ROCKY Soft Top (F7, F8) | 2.8 TD | 12.1987 04.1993 | 67 | DL 51 | 63-00-002 | 22 | 76 | 85 | | | | | | |
| ROCKY Soft Top (F7, F8) | 2.8 TD | 09.1991 | 75 | DL 52 | 63-00-002 | 22 | 76 | 85 | | | | | | |
| SIRION (M1) | 0.7 Turbo 4WD | 09.1998 01.2005 | 88 | | 63-00-007 | 20 | 68 | 85 | | 63-00-043 | 20 | 67 | 84 | |
| SIRION (M1) | 1.0 i (M100) | 04.1998 09.2000 | 41 | EJDE | 63-00-007 | 20 | 68 | 85 | | 63-00-043 | 20 | 67 | 84 | |
| SIRION (M1) | 1.0 i | 09.2000 01.2005 | 43 | EJ-VE | 63-00-007 | 20 | 68 | 85 | | 63-00-043 | 20 | 67 | 84 | |
| SIRION (M1) | 1.0 i 4WD | 04.1999 09.2000 | 41 | EJDE | 63-00-007 | 20 | 68 | 85 | | 63-00-043 | 20 | 67 | 84 | |
| SIRION (M1) | 1.0 i 4WD | 09.2000 01.2005 | 43 | EJ-VE | 63-00-007 | 20 | 68 | 85 | | 63-00-043 | 20 | 67 | 84 | |

A = Inner Diameter
B = Inner Diameter
C = Total Height

A = Diamètre Intérieur
B = Diamètre Intérieur
C = Taille Totale

A = Diámetro Interno
B = Diámetro Interno
C = Altura Total

A = Diametro Interno
B = Diametro Interno
C = Altezza Totale



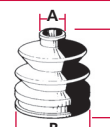
| MODEL MODELLO | VERSION VERSIONE | YEAR ANNO | KW | MOTOR MOTORE | SIDE WHEEL LATO RUOTA | A | B | C | INFO | SIDE GEARSHIFT LATO CAMBIO | A | B | C | INFO |
|---------------|------------------|--------------------|----|--------------|-----------------------|----|----|----|------|----------------------------|----|----|----|------|
| SIRION (M1) | 1.3 Sport | 08.2000 01.2005 | 75 | K3-VE2 | 63-00-007 | 20 | 68 | 85 | | 63-00-043 | 20 | 67 | 84 | |
| SIRION (M1) | 1.3 Sport 4WD | 08.2000 01.2005 | 75 | K3-VE2 | 63-00-007 | 20 | 68 | 85 | | 63-00-043 | 20 | 67 | 84 | |
| SIRION | 1.0 | 01.2005 | 51 | | 63-00-007 | 20 | 68 | 85 | | 63-00-043 | 20 | 67 | 84 | |
| SIRION | 1.3 | 01.2005 | 64 | | 63-00-007 | 20 | 68 | 85 | | 63-00-043 | 20 | 67 | 84 | |
| TERIOS (J1) | 1.3 | 09.2001 | 63 | K3-VE | 63-00-070 | 19 | 67 | 77 | | 63-00-043 | 20 | 67 | 84 | |
| TERIOS (J1) | 1.3 4WD | 10.1997 10.2000 | 61 | HE-EJ | 63-00-003 | 23 | 73 | 89 | | | | | | |
| TERIOS (J1) | 1.3 4WD | 10.2000 | 63 | K3-VE | 63-00-070 | 19 | 67 | 77 | | 63-00-043 | 20 | 67 | 84 | |
| TERIOS (J1) | 1.3 4WD | 04.2006 | 63 | | 63-00-070 | 19 | 67 | 77 | | 63-00-043 | 20 | 67 | 84 | |
| TERIOS (J1) | 1.5 4WD | 05.2006 | 77 | | 63-00-070 | 19 | 67 | 77 | | 63-00-043 | 20 | 67 | 84 | |

A = Inner Diameter
B = Inner Diameter
C = Total Height

A = Diamètre Intérieur
B = Diamètre Intérieur
C = Taille Totale

A = Diámetro Interno
B = Diámetro Interno
C = Altura Total

A = Diametro Interno
B = Diametro Interno
C = Altezza Totale



| MODEL MODELLO | VERSION VERSIONE | YEAR ANNO | KW | MOTOR MOTORE | SIDE WHEEL LATO RUOTA | A | B | C | INFO | SIDE GEARSHIFT LATO CAMBIO | A | B | C | INFO |
|------------------------------|-------------------|--------------------|-----|--------------|--------------------------------------|----------|----------|------------|--------------------------|----------------------------|----|----|------|------------|
| ACCORD I (SJ, SY) | 1.6 L/EX (SY) | 01.1978 09.1983 | 59 | EG EL | 63-00-017 63-00-072 | 25 21 | 76 76 | 95 89 | 08.1981 -> | 63-00-001 | 20 | 71 | 91 | ->08.1978 |
| ACCORD I Hatchback (SJ, SY) | 1.6 L/EX (SJ, SY) | 01.1979 09.1983 | 59 | EL | 63-00-017 | 25 | 76 | 95 | 08.1981 -> | 63-00-072 | 21 | 76 | 89 | |
| ACCORD II (AC, AD) | 1.6 EX (AC) | 09.1983 10.1985 | 65 | EZ | 63-00-017 | 25 | 76 | 95 | | 63-00-072 | 21 | 76 | 89 | |
| ACCORD II (AC, AD) | 1.8 12V | 01.1985 01.1987 | | BJJ | 63-00-019 63-00-035 | 23 27 | 82 84 | 98,5 90 | 06.1985 -> | 63-00-036 | 22 | 78 | 90,5 | |
| ACCORD II (AC, AD) | 1.8 EX (AD) | 09.1983 10.1985 | 74 | ET1 | 63-00-017 63-00-035 | 25 27 | 76 84 | 95 90 | | | | | | |
| ACCORD II Hatchback (AC, AD) | 1.6 EX (AC) | 09.1983 10.1985 | 65 | EZ | 63-00-017 | 25 | 76 | 95 | | 63-00-072 | 21 | 76 | 89 | |
| ACCORD II Hatchback (AC, AD) | 1.8 EX (AD) | 09.1983 10.1985 | 74 | ET1 | 63-00-017 63-00-035 | 25 27 | 76 84 | 95 90 | | 63-00-072 | 21 | 76 | 89 | |
| ACCORD III (CA4, CA5) | 1.6 L (CA4) | 11.1985 12.1989 | 65 | A16A1 | 63-00-017 | 25 | 76 | 95 | | 63-00-072 | 21 | 76 | 89 | |
| ACCORD III (CA4, CA5) | 2.0 i 16V (CA5) | 01.1987 12.1987 | 101 | B20A2 | 63-00-018 63-00-019 | 23 23 | 77 82 | 97 98,5 | | 63-00-036 | 22 | 78 | 90,5 | |
| ACCORD III (CA4, CA5) | 2.0 i 16V (CA5) | 10.1987 12.1989 | 98 | B20A8 | 63-00-018 63-00-019 | 23 23 | 77 82 | 97 98,5 | 01.1989 -> 01.1989 -> | 63-00-036 | 22 | 78 | 90,5 | 01.1989 -> |
| ACCORD III Aerodeck (CA5) | 1.6 L (CA4) | 11.1985 12.1989 | 65 | | 63-00-017 | 25 | 76 | 95 | | 63-00-072 | 21 | 76 | 89 | |
| ACCORD III Aerodeck (CA5) | 2.0 EX | 10.1987 12.1989 | 75 | A20A1 | 63-00-017 | 25 | 76 | 95 | | | | | | |
| ACCORD III Aerodeck (CA5) | 2.0 EX (CA5) | 10.1987 12.1989 | 76 | A20A1 | 63-00-040 | 21 | 78 | 90 | | 63-00-015 | 26 | 79 | 96 | |
| ACCORD III Aerodeck (CA5) | 2.0 EX (CA5) | 11.1985 05.1989 | 78 | A20A2 | 63-00-019 | 23 | 82 | 98,5 | | 63-00-036 | 22 | 78 | 90,5 | |
| ACCORD III Aerodeck (CA5) | 2.0 EXi (CA5) | 10.1987 12.1989 | 85 | A20A3 | 63-00-040 | 21 | 78 | 90 | | 63-00-015 | 26 | 79 | 96 | |
| ACCORD III Aerodeck (CA5) | 2.0 EXi (CA5) | 11.1985 12.1987 | 90 | A20A4 | 63-00-017 | 25 | 76 | 95 | | | | | | |

A = Inner Diameter

B = Inner Diameter

C = Total Height

A = Diamètre Intérieur

B = Diamètre Intérieur

C = Taille Totale

A = Diámetro Interno

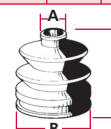
B = Diámetro Interno

C = Altura Total

A = Diametro Interno

B = Diametro Interno

C = Altezza Totale



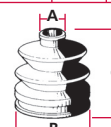
| MODEL MODELLO | VERSION VERSIONE | YEAR ANNO | KW | MOTOR MOTORE | SIDE WHEEL LATO RUOTA | A | B | C | INFO | SIDE GEARSHIFT LATO CAMBIO | A | B | C | INFO |
|------------------------------|---------------------------|--------------------|-----|--------------|------------------------|----------|----------|------------|-----------------------------|----------------------------|----------|----------|------------|---------------------------|
| ACCORD IV (CB3, CB7) | 1.8 16V | 08.1989 | | | 63-00-040 63-00-041 | 21 22 | 78 83 | 90 92 | ->01.1994 02.94 -> 12.98 | 63-00-015 63-00-036 | 26 22 | 79 78 | 96 90,5 | ->01.1994 02.94->12.98 |
| ACCORD IV (CB3, CB7) | 2.0 16V (CB3) | 01.1990 03.1993 | 66 | F20A6 | 63-00-009 | 23 | 96 | 93 | | | | | | |
| ACCORD IV (CB3, CB7) | 2.0 16V (CB3) | 01.1990 03.1993 | 81 | F20A2 | 63-00-009 | 23 | 96 | 93 | | | | | | |
| ACCORD IV (CB3, CB7) | 2.0 i 16V (CB3) | 01.1990 03.1993 | 98 | F20A4 F20A8 | 63-00-019 63-00-042 | 23 23 | 82 95 | 98,5 96 | F20A8 | 63-00-036 | 22 | 78 | 90,5 | |
| ACCORD IV (CB3, CB7) | 2.2 i 16V (CB7) | 01.1990 03.1993 | 110 | F22A3 | 63-00-042 | 23 | 95 | 96 | | 63-00-036 | 22 | 78 | 90,5 | |
| ACCORD IV (CB3, CB7) | 2.2 i 16V Automatic (CB7) | 01.1990 03.1993 | 108 | F22A3 | 63-00-042 | 23 | 95 | 96 | | 63-00-036 | 22 | 78 | 90,5 | |
| ACCORD IV Aerodeck (CB8, CC) | 2.0 i 16V (CC9) | 03.1993 12.1993 | 98 | F20Z3 | 63-00-042 | 23 | 95 | 96 | | 63-00-036 | 22 | 78 | 90,5 | |
| ACCORD IV Aerodeck (CB8, CC) | 2.2 i 16V (CB8) | 01.1991 12.1993 | 108 | F22A8 | 63-00-042 | 23 | 95 | 96 | | 63-00-036 | 22 | 78 | 90,5 | |
| ACCORD IV Aerodeck (CB8, CC) | 2.2 i 16V (CB8) | 01.1991 12.1993 | 110 | F22A7 | 63-00-009 63-00-042 | 23 23 | 96 95 | 93 96 | | 63-00-036 | 22 | 78 | 90,5 | |
| ACCORD IV Coupe (CC1) | 2.0 i 16V | 01.1992 09.1993 | 98 | F20A7 | 63-00-042 | 23 | 95 | 96 | | 63-00-036 | 22 | 78 | 90,5 | |
| ACCORD V (CC7) | 2.3 i SR | 03.1993 01.1996 | 116 | H23A3 | 63-00-042 | 23 | 95 | 96 | | 63-00-036 | 22 | 78 | 90,5 | |
| ACCORD V Aerodeck (CE) | 2.0 i LS 16V (CE2) | 09.1993 02.1998 | 100 | F20B3 | 63-00-042 | 23 | 95 | 96 | | 63-00-036 | 22 | 78 | 90,5 | |
| ACCORD V Aerodeck (CE) | 2.2 i ES (CE1) | 09.1993 02.1998 | 110 | F22B5 | 63-00-042 | 23 | 95 | 96 | | 63-00-036 | 22 | 78 | 90,5 | |
| ACCORD V Coupe (CD7, CD9) | 2.0 (DC9) | 09.1993 12.1997 | 100 | F20B3 | 63-00-019 | 23 | 82 | 98,5 | | | | | | |
| ACCORD V Coupe (CD7, CD9) | 2.2 i ES | 09.1993 02.1998 | 110 | F22B5 | 63-00-042 | 23 | 95 | 96 | ->12.1997 | 63-00-036 | 22 | 78 | 90,5 | ->12.1997 |
| ACCORD VII (CG) | 1.6 i | 10.1998 | 85 | D16B6 | | | | | | 63-00-036 | 22 | 78 | 90,5 | |
| ACCORD VII (CG) | 1.8 i | 10.1998 | 100 | F18B2 | | | | | | 63-00-036 | 22 | 78 | 90,5 | |

A = Inner Diameter
B = Inner Diameter
C = Total Height

A = Diamètre Intérieur
B = Diamètre Intérieur
C = Taille Totale

A = Diámetro Interno
B = Diámetro Interno
C = Altura Total

A = Diametro Interno
B = Diametro Interno
C = Altezza Totale



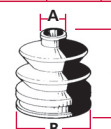
| MODEL MODELLO | VERSION VERSIONE | YEAR ANNO | KW | MOTOR MOTORE | SIDE WHEEL LATO RUOTA | A | B | C | INFO | SIDE GEARSHIFT LATO CAMBIO | A | B | C | INFO |
|---------------------------|---------------------------|--------------------|-----|--------------|------------------------|----------|----------|----------|------------|----------------------------|----------|----------|----------|------|
| ACCORD VII (CG) | 2.0 i | 10.1998 01.2001 | 108 | F20B6 | | | | | | 63-00-036 | 22 | 78 | 90,5 | |
| ACCORD VII Coupe (CG) | 2.0 i 16V | 02.1998 | 108 | F20B5 F20B7 | 63-00-042 | 23 | 95 | 96 | ->12.1999 | 63-00-036 | 22 | 78 | 90,5 | |
| ACCORD VII Coupe (CG) | 3.0 V6 24V | 02.1998 | 147 | J30A1 | 63-00-042 | 23 | 95 | 96 | ->12.1999 | 63-00-036 | 22 | 78 | 90,5 | |
| ACCORD VII Hatchback (CH) | 1.8 i (CH6) | 12.1999 | 100 | | | | | | | 63-00-036 | 22 | 78 | 90,5 | |
| ACCORD VII Hatchback (CH) | 2.0 (CH7) | 12.1999 | 108 | | | | | | | 63-00-036 | 22 | 78 | 90,5 | |
| ACCORD VII Hatchback (CH) | 2.0 TDi | 12.1999 10.2000 | 77 | 20T2N | | | | | | 63-00-036 | 22 | 78 | 90,5 | |
| ACCORD VIII | 2.0 (CL7) | 02.2003 | 114 | K20A | | | | | | 63-00-036 | 22 | 78 | 90,5 | |
| ACCORD VIII | 2.0 4 ruote motrici (CL8) | 02.2003 | 114 | K20A | | | | | | 63-00-036 | 22 | 78 | 90,5 | |
| ACCORD VIII | 2.2 i-CTDi | 01.2004 | 103 | N22A1 | | | | | | 63-00-036 | 22 | 78 | 90,5 | |
| ACCORD VIII | 2.4 (CL9) | 02.2003 | 140 | K24A | | | | | | 63-00-036 | 22 | 78 | 90,5 | |
| ACCORD VIII Tourer | 2.0 (CM1) | 04.2003 | 114 | K20A | | | | | | 63-00-036 | 22 | 78 | 90,5 | |
| ACCORD VIII Tourer | 2.2 i-CTDi | 01.2004 | 103 | N22A1 | | | | | | 63-00-036 | 22 | 78 | 90,5 | |
| ACCORD VIII Tourer | 2.4 (CM2) | 04.2003 | 140 | K24A | | | | | | 63-00-036 | 22 | 78 | 90,5 | |
| ACTY TN | 0.6 (HA3/4 - HH3/4) | 08.1979 06.1986 | 23 | EH | 63-00-007 63-00-043 | 20 20 | 68 67 | 85 84 | 03.1983 -> | 63-00-022 63-00-043 | 19 20 | 64 67 | 83 84 | |
| BALLADE EV | 1.3 AG / AJ | 09.1983 | | M 272.964 | 63-00-018 63-00-026 | 23 18 | 77 77 | 97 88 | | 63-00-007 63-00-099 | 20 23 | 68 66 | 85 91 | |
| BALLADE EW2 EW3 | 1.5 16V | 01.1983 12.1989 | | | 63-00-018 | 23 | 77 | 97 | | | | | | |
| CIVIC I (SL) | 1.3 L | 09.1980 09.1983 | 33 | EN2 | 63-00-072 | 21 | 76 | 89 | | 63-00-072 | 21 | 76 | 89 | |

A = Inner Diameter
B = Inner Diameter
C = Total Height

A = Diamètre Intérieur
B = Diamètre Intérieur
C = Taille Totale

A = Diámetro Interno
B = Diámetro Interno
C = Altura Total

A = Diametro Interno
B = Diametro Interno
C = Altezza Totale



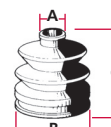
| MODEL MODELLO | VERSION VERSIONE | YEAR ANNO | KW | MOTOR MOTORE | SIDE WHEEL LATO RUOTA | A | B | C | INFO | SIDE GEARSHIFT LATO CAMBIO | A | B | C | INFO |
|-------------------------------------|------------------|--------------------|----|--------------|------------------------|----------|----------|----------|-----------|----------------------------|----------|----------|----------|-----------|
| CIVIC I (SL) | 1.3 L | 09.1980 09.1983 | 44 | EN1 | 63-00-072 | 21 | 76 | 89 | | 63-00-072 | 21 | 76 | 89 | |
| CIVIC I (SL) | 1.3 S | 10.1979 12.1984 | 52 | EN4 | 63-00-072 | 21 | 76 | 89 | | 63-00-001 63-00-072 | 20 21 | 71 76 | 91 89 | ->06.1980 |
| CIVIC I Hatchback (SB, SS) | 1.2 (SB1) | 07.1972 02.1977 | 40 | EB1 | 63-00-072 | 21 | 76 | 89 | | 63-00-001 | 20 | 71 | 91 | |
| CIVIC I Hatchback (SB, SS) | 1.2 (SB2) | 09.1977 12.1980 | 44 | EB3 | 63-00-072 | 21 | 76 | 89 | ->06.1979 | 63-00-001 | 20 | 71 | 91 | ->06.1979 |
| CIVIC I Hatchback (SB, SS) | 1.2 (SB2) | 03.1977 12.1980 | 40 | EB2 | 63-00-072 | 21 | 76 | 89 | ->06.1979 | 63-00-001 | 20 | 71 | 91 | ->06.1979 |
| CIVIC I Hatchback (SB, SS) | 1.3 L (SS) | 09.1979 09.1983 | 44 | EN1 | 63-00-072 | 21 | 76 | 89 | | 63-00-001 63-00-072 | 20 21 | 71 76 | 91 89 | ->06.1980 |
| CIVIC I Wagon (WC) | 1.3 | 09.1979 09.1983 | 44 | EN1 | 63-00-072 | 21 | 76 | 89 | | 63-00-001 63-00-072 | 20 21 | 71 76 | 91 89 | ->06.1980 |
| CIVIC II | 1.3 | 10.1983 10.1987 | 52 | EV2 | 63-00-018 63-00-026 | 23 18 | 77 77 | 97 88 | | 63-00-007 63-00-099 | 20 23 | 68 66 | 85 91 | |
| CIVIC II | 1.5 GL | 10.1983 10.1987 | 63 | EW2 | 63-00-008 | 23 | 86 | 100 | | 63-00-003 | 23 | 73 | 89 | |
| CIVIC II | 1.5 GT | 01.1985 10.1987 | 74 | EW3 | 63-00-008 | 23 | 86 | 100 | | | | | | |
| CIVIC II | 1.5 GTI | 03.1986 10.1987 | 66 | EW4 | 63-00-008 | 23 | 86 | 100 | | | | | | |
| CIVIC II Hatchback (AL, AJ, AG, AH) | 1.3 (AG) | 10.1983 10.1987 | 52 | EV2 | 63-00-018 63-00-026 | 23 18 | 77 77 | 97 88 | | 63-00-007 63-00-099 | 20 23 | 68 66 | 85 91 | |
| CIVIC II Hatchback (AL, AJ, AG, AH) | 1.5 GL (AH) | 10.1983 10.1987 | 63 | EW2 | 63-00-008 | 23 | 86 | 100 | | 63-00-003 | 23 | 73 | 89 | |
| CIVIC II Hatchback (AL, AJ, AG, AH) | 1.5 GT (AH) | 01.1985 10.1987 | 74 | EW3 | 63-00-008 | 23 | 86 | 100 | | | | | | |
| CIVIC II Hatchback (AL, AJ, AG, AH) | 1.5 GTI (AH) | 03.1986 10.1987 | 66 | EW4 | 63-00-008 | 23 | 86 | 100 | | | | | | |
| CIVIC III Hatchback (EC, ED, EE) | 1.3 (EC8) | 10.1987 12.1989 | 55 | D13B1 | 63-00-002 | 22 | 76 | 85 | | | | | | |

A = Inner Diameter
B = Inner Diameter
C = Total Height

A = Diamètre Intérieur
B = Diamètre Intérieur
C = Taille Totale

A = Diámetro Interno
B = Diámetro Interno
C = Altura Total

A = Diametro Interno
B = Diametro Interno
C = Altezza Totale



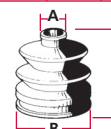
| MODEL MODELLO | VERSION VERSIONE | YEAR ANNO | KW | MOTOR MOTORE | SIDE WHEEL LATO RUOTA | A | B | C | INFO | SIDE GEARSHIFT LATO CAMBIO | A | B | C | INFO |
|----------------------------------|----------------------|--------------------|-----|----------------|------------------------|------------|----------|-------------|------------------------|----------------------------|----------|----------|------------|------------------------|
| CIVIC III Hatchback (EC, ED, EE) | 1.3 16 V (EC8) Cat. | 09.1989 09.1991 | 55 | D13B2 | 63-00-018 63-00-026 | 23 18 | 77 77 | 97 88 | | 63-00-099 | 23 | 66 | 91 | |
| CIVIC III Hatchback (EC, ED, EE) | 1.4 L (EC9) | 10.1987 12.1989 | 66 | D14A1 | 63-00-019 63-00-045 | 23 22,5 | 82 87 | 98,5 101 | Rear Axle 4WD 4WD | 63-00-003 63-00-036 | 23 22 | 73 78 | 89 90,5 | 4WD Rear Axle 4WD |
| CIVIC III Hatchback (EC, ED, EE) | 1.5 i 16V | 10.1988 09.1991 | 66 | D15B2 | | | | | | 63-00-003 | 23 | 73 | 89 | |
| CIVIC III Hatchback (EC, ED, EE) | 1.5 i 16V (ED6) | 10.1988 09.1991 | 69 | D15B2 | | | | | | 63-00-003 | 23 | 73 | 89 | |
| CIVIC III Hatchback (EC, ED, EE) | 1.6 i 16V | 09.1987 09.1991 | 96 | D16A7 D16A9 | 63-00-019 63-00-045 | 23 22,5 | 82 87 | 98,5 101 | | 63-00-003 63-00-036 | 23 22 | 73 78 | 89 90,5 | |
| CIVIC III Hatchback (EC, ED, EE) | 1.6 i 16V (ED7) | 10.1987 09.1991 | 81 | D16Z2 | 63-00-019 63-00-045 | 23 22,5 | 82 87 | 98,5 101 | | 63-00-003 63-00-036 | 23 22 | 73 78 | 89 90,5 | |
| CIVIC III Hatchback (EC, ED, EE) | 1.6 i 16V (ED7) | 10.1987 09.1991 | 80 | D16A6 | 63-00-019 63-00-045 | 23 22,5 | 82 87 | 98,5 101 | | 63-00-003 63-00-036 | 23 22 | 73 78 | 89 90,5 | |
| CIVIC III Hatchback (EC, ED, EE) | 1.6 i 16V Vtec (EE9) | 10.1989 09.1991 | 110 | B16A1 | 63-00-072 | 21 | 76 | 89 | | 63-00-072 | 21 | 76 | 89 | |
| CIVIC III Tre volumi (ED) | 1.3 | 10.1987 12.1989 | 55 | D13B1 | 63-00-002 | 22 | 76 | 85 | | | | | | |
| CIVIC III Tre volumi (ED) | 1.3 16V (D13B1) | 01.1990 | | | 63-00-018 | 23 | 77 | 97 | | 63-00-099 | 23 | 66 | 91 | |
| CIVIC III Tre volumi (ED) | 1.4 L (ED2) | 10.1987 12.1989 | 66 | D14A1 | 63-00-072 | 21 | 76 | 89 | | 63-00-072 | 21 | 76 | 89 | |
| CIVIC III Tre volumi (ED) | 1.5 i 16V | 10.1987 09.1991 | 66 | D15B2 | 63-00-019 63-00-072 | 23 21 | 82 76 | 98,5 89 | ->01.1989 ->01.1989 | 63-00-036 63-00-072 | 22 21 | 78 76 | 90,5 89 | ->01.1989 ->01.1989 |
| CIVIC III Tre volumi (ED) | 1.5 i 16V (ED3) | 10.1987 09.1991 | 69 | D15B2 | 63-00-019 63-00-072 | 23 21 | 82 76 | 98,5 89 | ->01.1989 ->01.1989 | 63-00-036 63-00-072 | 22 21 | 78 76 | 90,5 89 | ->01.1989 ->01.1989 |
| CIVIC III Tre volumi (ED) | 1.6 i 16V | 09.1987 09.1991 | 96 | D16A7 | 63-00-019 63-00-045 | 23 22,5 | 82 87 | 98,5 101 | | 63-00-003 63-00-036 | 23 22 | 73 78 | 89 90,5 | |
| CIVIC III Tre volumi (ED) | 1.6 i 16V (ED4) | 11.1987 09.1991 | 80 | D16A6 | 63-00-019 63-00-045 | 23 22,5 | 82 87 | 98,5 101 | | 63-00-003 63-00-036 | 23 22 | 73 78 | 89 90,5 | |
| CIVIC III Tre volumi (ED) | 1.6 i 16V (ED4) | 10.1987 09.1991 | 81 | D16Z2 | 63-00-019 63-00-045 | 23 22,5 | 82 87 | 98,5 101 | | 63-00-003 63-00-036 | 23 22 | 73 78 | 89 90,5 | |

A = Inner Diameter
B = Inner Diameter
C = Total Height

A = Diamètre Intérieur
B = Diamètre Intérieur
C = Taille Totale

A = Diámetro Interno
B = Diámetro Interno
C = Altura Total

A = Diametro Interno
B = Diametro Interno
C = Altezza Totale



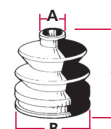
| MODEL MODELLO | VERSION VERSIONE | YEAR ANNO | KW | MOTOR MOTORE | SIDE WHEEL LATO RUOTA | A | B | C | INFO | SIDE GEARSHIFT LATO CAMBIO | A | B | C | INFO |
|----------------------------------|-----------------------|--------------------|-----|--------------|--------------------------------------|------------|----------|------------|------------|--------------------------------------|----------|----------|-----------|------------|
| CIVIC III Tre volumi (ED) | 1.6 i 16V 4x4 | 10.1989 09.1991 | 80 | D16A6 | | | | | | 63-00-072 | 21 | 76 | 89 | |
| CIVIC IV (EG, EH) | 1.5 i 16V (EG8) | 10.1991 11.1995 | 69 | D15B2 D15Z1 | 63-00-034 63-00-045 | 23 22,5 | 81 87 | 96 101 | | 63-00-003 63-01-161 | 23 22 | 73 75 | 89 107 | |
| CIVIC IV (EG, EH) | 1.6 16V Vtec (EH9) | 10.1991 11.1995 | 92 | D16Z6 D16Z7 | 63-00-005 | 22 | 85 | 97 | | | | | | |
| CIVIC IV (EG, EH) | 1.6 VTi (EG9) | 10.1991 11.1995 | 118 | B16A2 | 63-00-005 | 22 | 85 | 97 | | 63-00-003 | 23 | 73 | 89 | |
| CIVIC IV Coupe (EJ) | 1.5 i LSi (EJ2) | 01.1994 11.1995 | 74 | D15B7 | 63-00-045 | 22,5 | 87 | 101 | | 63-00-003 | 23 | 73 | 89 | |
| CIVIC IV Coupe (EJ) | 1.6 i (EJ6) | 01.1994 11.1995 | 77 | D16Y7 | 63-00-045 | 22,5 | 87 | 101 | | 63-00-003 | 23 | 73 | 89 | |
| CIVIC IV Coupe (EJ) | 1.6 i Vtec | 01.1994 11.1995 | 118 | B16A2 | 63-00-045 | 22,5 | 87 | 101 | | 63-00-003 | 23 | 73 | 89 | |
| CIVIC IV Coupe (EJ) | 1.6 i Vtec (EJ1) | 01.1994 03.1996 | 92 | D16Z9 D16Y6 | 63-00-045 | 22,5 | 87 | 101 | | 63-00-003 | 23 | 73 | 89 | |
| CIVIC IV Fastback (MA, MB) | 1.4 i (MA8) | 09.1995 01.1997 | 55 | D14A5 | 63-00-026 | 18 | 77 | 88 | | 63-01-161 | 22 | 75 | 107 | |
| CIVIC IV Fastback (MA, MB) | 1.4 i (MA8) | 09.1994 01.1997 | 66 | D14A2 | 63-00-026 | 18 | 77 | 88 | 01.1996 -> | 63-01-161 | 22 | 75 | 107 | 01.1996 -> |
| CIVIC IV Hatchback (EG) | 1.3 16V (EG3) | 10.1991 11.1995 | 55 | D13B2 | 63-00-018 | 23 | 77 | 97 | | 63-00-099 | 23 | 66 | 91 | |
| CIVIC IV Hatchback (EG) | 1.5 i 16V | 10.1991 11.1995 | 66 | D15B2 | 63-00-045 | 22,5 | 87 | 101 | | 63-00-003 | 23 | 73 | 89 | |
| CIVIC IV Hatchback (EG) | 1.5 i 16V (EG4) | 10.1991 11.1995 | 69 | D15Z1 D15B2 | 63-00-045 | 22,5 | 87 | 101 | | 63-00-003 | 23 | 73 | 89 | |
| CIVIC IV Hatchback (EG) | 1.6 16V Vtec (EG5) | 10.1991 11.1995 | 92 | D16Z6 | 63-00-045 | 22,5 | 87 | 101 | | 63-00-036 | 22 | 78 | 90,5 | |
| CIVIC IV Hatchback (EG) | 1.6 VTi 16V (EG6) | 10.1991 11.1995 | 118 | B16A2 | 63-00-045 | 22,5 | 87 | 101 | | 63-00-036 | 22 | 78 | 90,5 | |
| CIVIC Shuttle I (AN, AR) | 1.5 (AN) | 10.1983 10.1987 | 63 | EW2 | 63-00-019 63-00-072 | 23 21 | 82 76 | 98,5 89 | | 63-00-072 63-00-098 | 21 23 | 76 75 | 89 86 | |

A = Inner Diameter
B = Inner Diameter
C = Total Height

A = Diamètre Intérieur
B = Diamètre Intérieur
C = Taille Totale

A = Diámetro Interno
B = Diámetro Interno
C = Altura Total

A = Diametro Interno
B = Diametro Interno
C = Altezza Totale



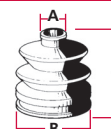
| MODEL MODELLO | VERSION VERSIONE | YEAR ANNO | KW | MOTOR MOTORE | SIDE WHEEL LATO RUOTA | A | B | C | INFO | SIDE GEARSHIFT LATO CAMBIO | A | B | C | INFO |
|--------------------------|---------------------|--------------------|-----|----------------|-------------------------------------|------------------|------------------|-------------------|---|----------------------------|----------|----------|-------------|-------------------------------------|
| CIVIC Shuttle I (AN, AR) | 1.5 4WD (AR) | 01.1985 10.1987 | 63 | EW2 | 63-00-019 63-00-072 | 23 21 | 82 76 | 98,5 89 | | 63-00-072 63-00-098 | 21 23 | 76 75 | 89 86 | |
| CIVIC Shuttle II (EE) | 1.4 i 16V (EE1) | 01.1988 12.1992 | 66 | D14A1 | 63-00-019 63-00-045 63-00-072 | 23 22,5 21 | 82 87 76 | 98,5 101 89 | | 63-00-003 63-00-072 | 23 21 | 73 76 | 89 89 | 4WD |
| CIVIC Shuttle II (EE) | 1.5 i 16V (EE2) | 01.1988 11.1991 | 69 | D15B2 | | | | | | 63-00-003 | 23 | 73 | 89 | |
| CIVIC Shuttle II (EE) | 1.6 i 16V 4WD (EE4) | 01.1988 12.1989 | 80 | D16A6 | 63-00-019 63-00-034 63-00-045 | 23 23 22,5 | 82 81 87 | 98,5 96 101 | ->12.1988 01.1989 -> ->12.1988 Rear Axle | 63-00-003 63-00-007 | 23 20 | 73 68 | 89 85 | ->12.1988 Rear Axle ->12.1988 |
| CIVIC Shuttle II (EE) | 1.6 i 16V 4WD (EE4) | 01.1988 02.1995 | 81 | D16A6 | 63-00-019 63-00-034 63-00-045 | 23 23 22,5 | 82 81 87 | 98,5 96 101 | ->12.1988 01.1989 -> ->12.1988 Rear Axle | 63-00-003 63-00-007 | 23 20 | 73 68 | 89 85 | ->12.1988 Rear Axle ->12.1988 |
| CIVIC Shuttle II (EE) | 1.6 16V 4WD D16Z2 | 01.1990 | | | 63-00-019 63-00-026 | 23 18 | 82 77 | 98,5 88 | Front axle Rear Axle | 63-00-007 | 20 | 68 | 85 | Rear Axle |
| CIVIC V (EJ9, EK3/4) | 1.4 i (EJ9) | 11.1995 02.2001 | 66 | D14A4 | 63-00-034 63-00-045 | 23 22,5 | 81 87 | 96 101 | ->12.1998 01.1999 -> | 63-01-161 | 22 | 75 | 107 | ->12.1998 |
| CIVIC V (EJ9, EK3/4) | 1.6 i Vtec | 11.1995 02.2001 | 92 | D16Y6 D16Y8 | 63-00-034 | 23 | 81 | 96 | ->12.1998 | 63-01-161 | 22 | 75 | 107 | ->12.1998 |
| CIVIC V (EJ9, EK3/4) | 1.6 VTi (EK4) | 11.1995 02.2001 | 118 | B16A2 | 63-00-034 63-00-045 63-00-048 | 23 22,5 24 | 81 87 82,5 | 96 101 123 | 01.98->12.99 ->12.1997 01.2000 -> | 63-00-036 63-01-161 | 22 22 | 78 75 | 90,5 107 | 01.2000 -> 01.98 -> 12.99 |
| CIVIC V Aerodeck (MC) | 1.4 16V (MB8) | 04.1998 02.2001 | 55 | D14A7 | 63-00-034 63-00-045 | 23 22,5 | 81 87 | 96 101 | ->12.1998 01.1999 -> | | | | | |
| CIVIC V Aerodeck (MC) | 1.4 16V (MB8) | 04.1998 02.2001 | 66 | D14A8 | 63-00-034 63-00-045 | 23 22,5 | 81 87 | 96 101 | ->12.1998 01.1999 -> | | | | | |
| CIVIC V Aerodeck (MC) | 1.5 16V (MB9) | 04.1998 02.2001 | 84 | D15Z8 | 63-00-034 63-00-045 | 23 22,5 | 81 87 | 96 101 | ->12.1998 01.1999 -> | | | | | |
| CIVIC V Aerodeck (MC) | 1.6 16V (MC1) | 04.1998 02.2001 | 85 | D16B2 | 63-00-034 63-00-045 | 23 22,5 | 81 87 | 96 101 | ->12.1998 01.1999 -> | | | | | |
| CIVIC V Coupe (EJ6, EJ8) | 1.6 i | 03.1996 03.2000 | 77 | D16Y7 | 63-00-019 63-00-045 | 23 22,5 | 82 87 | 98,5 101 | 01.98 -> 12.98 ->12.1997 | | | | | |
| CIVIC V Fastback (MB) | 1.5 16V (MB3) | 01.1997 02.2001 | 84 | D15Z8 | 63-00-026 63-00-047 | 18 21 | 77 80 | 88 114 | ->12.1999 01.2000 -> | 63-01-161 | 22 | 75 | 107 | ->12.1999 |
| CIVIC V Fastback (MB) | 1.6 16V (MB4) | 01.1997 02.2001 | 85 | D16B2 | 63-00-026 63-00-047 | 18 21 | 77 80 | 88 114 | ->12.1999 01.2000 -> | 63-01-161 | 22 | 75 | 107 | ->12.1999 |

A = Inner Diameter
B = Inner Diameter
C = Total Height

A = Diamètre Intérieur
B = Diamètre Intérieur
C = Taille Totale

A = Diámetro Interno
B = Diámetro Interno
C = Altura Total

A = Diametro Interno
B = Diametro Interno
C = Altezza Totale



| MODEL MODELLO | VERSIONE VERSIONE | YEAR ANNO | KW | MOTOR MOTORE | SIDE WHEEL LATO RUOTA | A | B | C | INFO | SIDE GEARSHIFT LATO CAMBIO | A | B | C | INFO |
|----------------------------------|-------------------|--------------------|-----|----------------|-------------------------------------|------------------|------------------|------------------|---|----------------------------|----------|----------|-------------|------------------------------|
| CIVIC V Fastback (MB) | 1.6 VTi | 01.1997 02.2001 | 118 | B16A2 | 63-00-034 | 23 | 81 | 96 | | 63-01-161 | 22 | 75 | 107 | |
| CIVIC V Hatchback (EJ9, EK1/3/4) | 1.4 i (EJ9) | 11.1995 02.2001 | 55 | D14A3 | 63-00-026 63-00-045 | 18 22,5 | 77 87 | 88 101 | ->12.1997 01.1998 -> | 63-01-161 | 22 | 75 | 107 | ->12.1997 |
| CIVIC V Hatchback (EJ9, EK1/3/4) | 1.4 i S (EJ9) | 11.1995 02.2001 | 66 | D14A4 | 63-00-026 63-00-045 | 18 22,5 | 77 87 | 88 101 | ->12.1997 01.1998 -> | 63-01-161 | 22 | 75 | 107 | ->12.1997 |
| CIVIC V Hatchback (EJ9, EK1/3/4) | 1.5 i (EK3) | 11.1995 02.2001 | 84 | D15Z6 | 63-00-026 63-00-045 | 18 22,5 | 77 87 | 88 101 | ->12.1997 01.1998 -> | 63-01-161 | 22 | 75 | 107 | ->12.1997 |
| CIVIC V Hatchback (EJ9, EK1/3/4) | 1.6 i (EK1) | 11.1995 02.2001 | 84 | D16Y5 | 63-00-026 63-00-047 | 18 21 | 77 80 | 88 114 | ->12.1999 01.2000 -> | 63-01-161 | 22 | 75 | 107 | ->12.1999 |
| CIVIC V Hatchback (EJ9, EK1/3/4) | 1.6 VTi (EK4) | 11.1995 02.2001 | 118 | B16A2 | 63-00-034 63-00-045 63-00-048 | 23 22,5 24 | 81 87 82,5 | 96 101 123 | 01.98 -> 12.99 ->12.1997 01.2000 -> | 63-00-036 63-01-161 | 22 22 | 78 75 | 90,5 107 | 01.2000 -> 01.98 -> 12.99 |
| CIVIC VI | 1.4 | 02.2001 | 66 | D14Z5 | 63-00-047 | 21 | 80 | 114 | | 63-01-133 | 18 | 67 | 90 | |
| CIVIC VI | 1.6 | 02.2001 | 81 | | 63-00-047 | 21 | 80 | 114 | | 63-01-133 | 18 | 67 | 90 | |
| CIVIC VI Hatchback (EU_, EP_) | 1.4 i | 02.2001 | 55 | | 63-00-047 | 21 | 80 | 114 | | 63-01-133 | 18 | 67 | 90 | |
| CIVIC VI Hatchback (EU_, EP_) | 1.4 iS | 02.2001 | 66 | D14Z6 D14Z5 | 63-00-047 | 21 | 80 | 114 | | 63-01-133 | 18 | 67 | 90 | |
| CONCERTO (HW) | 1.4 | 10.1989 10.1992 | 61 | D14A1 | 63-00-072 | 21 | 76 | 89 | | 63-00-072 | 21 | 76 | 89 | |
| CONCERTO (HW) | 1.4 | 08.1989 10.1991 | 66 | D14A8 D14A1 | 63-00-072 | 21 | 76 | 89 | | 63-00-072 | 21 | 76 | 89 | |
| CONCERTO (HW) | 1.5 i 16V | 08.1989 03.1995 | 66 | D15B2 | 63-00-011 | 20 | 82 | 86 | 01.1990 -> | 63-00-072 | 21 | 76 | 89 | |
| CONCERTO (HW) | 1.6 16V | 08.1989 03.1995 | 78 | | 63-00-011 63-00-018 63-00-019 | 20 23 23 | 82 77 82 | 86 97 98,5 | 01.1990 -> ->12.1989 ->12.1989 | 63-00-036 63-00-072 | 22 21 | 78 76 | 90,5 89 | ->12.1989 ->12.1989 |
| CONCERTO (HW) | 1.6 i 16V | 08.1989 03.1995 | 82 | D16Z2 | 63-00-011 | 20 | 82 | 86 | 01.1990 -> | 63-00-072 | 21 | 76 | 89 | ->12.1989 |
| CONCERTO (HW) | 1.6 i 16V | 08.1989 03.1995 | 90 | D16A8 | 63-00-011 | 20 | 82 | 86 | 01.1990 -> | 63-00-072 | 21 | 76 | 89 | ->12.1989 |
| CONCERTO Tre volumi | 1.4 | 08.1989 10.1991 | 66 | D14A8 D14A1 | 63-00-072 | 21 | 76 | 89 | | 63-00-072 | 21 | 76 | 89 | |

A = Inner Diameter
B = Inner Diameter
C = Total Height

A = Diamètre Intérieur
B = Diamètre Intérieur
C = Taille Totale

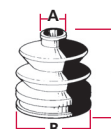
A = Diámetro Interno
B = Diámetro Interno
C = Altura Total

A = Diametro Interno
B = Diametro Interno
C = Altezza Totale



| MODEL MODELLO | VERSION VERSIONE | YEAR ANNO | KW | MOTOR MOTORE | SIDE WHEEL LATO RUOTA | A | B | C | INFO | SIDE GEARSHIFT LATO CAMBIO | A | B | C | INFO |
|---------------------|----------------------|--------------------|-----|--------------|-------------------------------------|----------------|----------------|------------------|--------------------------------------|----------------------------|----------|----------|------------|------------------------|
| CONCERTO Tre volumi | 1.4 | 10.1989 10.1992 | 61 | D14A1 | 63-00-072 | 21 | 76 | 89 | | 63-00-072 | 21 | 76 | 89 | |
| CONCERTO Tre volumi | 1.5 i 16V | 08.1989 03.1995 | 66 | D15B2 | 63-00-011 | 20 | 82 | 86 | 01.1990 -> | 63-00-072 | 21 | 76 | 89 | |
| CONCERTO Tre volumi | 1.6 16V | 08.1989 03.1995 | 78 | | 63-00-011 63-00-018 63-00-019 | 20 23 23 | 82 77 82 | 86 97 98,5 | 01.1990 -> ->12.1989 ->12.1989 | 63-00-036 63-00-072 | 22 21 | 78 76 | 90,5 89 | ->12.1989 ->12.1989 |
| CONCERTO Tre volumi | 1.6 i 16V | 08.1989 03.1995 | 90 | D16A8 | 63-00-011 | 20 | 82 | 86 | 01.1990 -> | 63-00-072 | 21 | 76 | 89 | ->12.1989 |
| CONCERTO Tre volumi | 1.6 i 16V | 08.1989 03.1995 | 82 | D16Z2 | 63-00-011 | 20 | 82 | 86 | 01.1990 -> | 63-00-072 | 21 | 76 | 89 | ->12.1989 |
| CR-V I (RD) | 2.0 16V (RD1, RD3) | 10.1995 01.1999 | 94 | B20B | 63-00-049 | 17 | 58 | 78 | | 63-01-161 | 22 | 75 | 107 | |
| CR-V I (RD) | 2.0 16V (RD1, RD3) | 01.1999 | 108 | B20Z1 | 63-00-049 | 17 | 58 | 78 | | 63-01-161 | 22 | 75 | 107 | |
| CR-V II | 2.2 CTDi | 02.2005 | 103 | | | | | | | 63-00-036 | 22 | 78 | 90,5 | |
| CRX I (AF, AS) | 1.5 i (AF) | 10.1983 11.1986 | 74 | EW3 | 63-00-019 63-00-072 | 23 21 | 82 76 | 98,5 89 | | 63-00-036 63-00-072 | 22 21 | 78 76 | 90,5 89 | |
| CRX I (AF, AS) | 1.6 i 16V (AS) | 03.1986 10.1987 | 92 | ZC1 | 63-00-019 | 23 | 82 | 98,5 | | 63-00-036 | 22 | 78 | 90,5 | |
| CRX II (ED, EE) | 1.6 i 16V | 10.1987 05.1988 | 79 | D16A6 D16A | 63-00-019 | 23 | 82 | 98,5 | | 63-00-036 | 22 | 78 | 90,5 | |
| CRX II (ED, EE) | 1.6 i 16V (ED9) | 10.1987 12.1989 | 96 | D16A9 | 63-00-019 | 23 | 82 | 98,5 | | 63-00-036 | 22 | 78 | 90,5 | |
| CRX II (ED, EE) | 1.6 i 16V (ED9) | 10.1987 02.1992 | 91 | D16Z5 | 63-00-019 | 23 | 82 | 98,5 | | 63-00-036 | 22 | 78 | 90,5 | |
| CRX II (ED, EE) | 1.6 i 16V Vtec (EE8) | 10.1989 02.1992 | 110 | B16A1 | 63-00-019 | 23 | 82 | 98,5 | | 63-00-072 | 21 | 76 | 89 | |
| CRX III (EH, EG) | 1.6 ESi (EH6) | 03.1992 12.1998 | 92 | D16Z6 | 63-00-026 63-00-045 | 18 22,5 | 77 87 | 88 101 | 01.1996 -> ->12.1995 | | | | | |
| CRX III (EH, EG) | 1.6 i VTi (EG2) | 03.1992 12.1998 | 118 | B16A2 | 63-00-034 63-00-045 | 23 22,5 | 81 87 | 96 101 | 01.1997 -> 01.93 -> 12.96 | | | | | |

A = Inner Diameter **A** = Diamètre Intérieur **A** = Diámetro Interno **A** = Diametro Interno
B = Inner Diameter **B** = Diamètre Intérieur **B** = Diámetro Interno **B** = Diametro Interno
C = Total Height **C** = Taille Totale **C** = Altura Total **C** = Altezza Totale



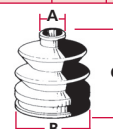
| MODEL MODELLO | VERSION VERSIONE | YEAR ANNO | KW | MOTOR MOTORE | SIDE WHEEL LATO RUOTA | A | B | C | INFO | SIDE GEARSHIFT LATO CAMBIO | A | B | C | INFO |
|-------------------|------------------|--------------------|-----|----------------|------------------------|------------|------------|------------|-------------------------|-------------------------------------|----------------|----------------|------------------|-------------------------|
| FR-V | 1.7 | 02.2005 | 92 | D17A2 | | | | | | 63-00-036 | 22 | 78 | 90,5 | |
| FR-V | 2.0 | 02.2005 | 110 | D20A9 K20A9 | | | | | | 63-00-036 | 22 | 78 | 90,5 | |
| FR-V | 2.2 i CTDi | 07.2005 | 103 | | | | | | | 63-00-036 | 22 | 78 | 90,5 | |
| HR-V (GH) | 1.6 16V | 03.1999 | 77 | D16W1 | 63-00-048 | 24 | 82,5 | 123 | | | | | | |
| HR-V (GH) | 1.6 16V 4WD | 03.1999 | 77 | D16W1 | 63-00-048 | 24 | 82,5 | 123 | | | | | | |
| HR-V (GH) | 1.6 16V 4WD | 10.1999 | 91 | D16W5 | 63-00-048 | 24 | 82,5 | 123 | | | | | | |
| INTEGRA (DA_) | 1.5 | 10.1985 08.1989 | 63 | D15A1 | 63-00-018 63-00-019 | 23 23 | 77 82 | 97 98,5 | | 63-00-015 63-00-036 63-00-072 | 26 22 21 | 79 78 76 | 96 90,5 89 | ->03.1989 04.1989 -> |
| INTEGRA (DA_) | 1.6 | 03.1986 08.1989 | 88 | D16A3 | 63-00-018 63-00-019 | 23 23 | 77 82 | 97 98,5 | | 63-00-015 63-00-036 63-00-072 | 26 22 21 | 79 78 76 | 96 90,5 89 | ->03.1989 04.1989 -> |
| INTEGRA (DC2) | 1.8 Type-R | 11.1997 10.2001 | 140 | B18C6 | 63-00-045 63-00-048 | 22,5 24 | 87 82,5 | 101 123 | ->12.1998 01.1999 -> | 63-00-036 | 22 | 78 | 90,5 | |
| JAZZ (AA) | 45 1.2 | 02.1984 10.1986 | 33 | ER2 | 63-00-002 | 22 | 76 | 85 | | 63-00-036 | 22 | 78 | 90,5 | |
| JAZZ (AA) | 55 1.2 | 09.1984 10.1986 | 40 | ER4 | 63-00-002 | 22 | 76 | 85 | | 63-00-036 | 22 | 78 | 90,5 | |
| JAZZ (AA) | 56 1.2 | 10.1983 10.1986 | 41 | ER1 | 63-00-026 | 18 | 77 | 88 | | 63-00-007 | 20 | 68 | 85 | |
| JAZZ (GD) | 1.2 | 03.2002 | 57 | L12A1 | 63-00-047 | 21 | 80 | 114 | | 63-01-133 | 18 | 67 | 90 | |
| JAZZ (GD) | 1.4 | 03.2002 | 61 | L13A1 | 63-00-047 | 21 | 80 | 114 | | 63-01-133 | 18 | 67 | 90 | |
| LEGEND I (HS, KA) | 2.5 i (HS) | 01.1986 12.1987 | 110 | C25A1 | 63-00-046 | 29,5 | 89,5 | 100 | | 63-00-072 | 21 | 76 | 89 | |
| LEGEND I (HS, KA) | 2.5 i (HS) | 02.1987 06.1988 | 127 | C25A2 | 63-00-042 63-00-078 | 23 19 | 95 68 | 96 78 | | 63-00-036 63-00-086 | 22 21 | 78 80 | 90,5 83 | |
| LEGEND I (HS, KA) | 2.7 i 24V (KA4) | 01.1988 12.1990 | 124 | C27A1 | 63-00-046 | 29,5 | 89,5 | 100 | | 63-00-072 | 21 | 76 | 89 | |

A = Inner Diameter
B = Inner Diameter
C = Total Height

A = Diamètre Intérieur
B = Diamètre Intérieur
C = Taille Totale

A = Diámetro Interno
B = Diámetro Interno
C = Altura Total

A = Diametro Interno
B = Diametro Interno
C = Altezza Totale



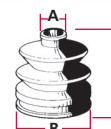
| MODEL MODELLO | VERSION VERSIONE | YEAR ANNO | KW | MOTOR MOTORE | SIDE WHEEL LATO RUOTA | A | B | C | INFO | SIDE GEARSHIFT LATO CAMBIO | A | B | C | INFO |
|-----------------------|----------------------|--------------------|-----|--------------|-----------------------|------|------|------|------------------------|----------------------------|----|----|------|------------------------|
| LEGEND I Coupe (KA3) | 2.7 i 24V | 10.1987 12.1990 | 124 | C27A1 | 63-00-046 | 29,5 | 89,5 | 100 | | 63-00-072 | 21 | 76 | 89 | |
| LEGEND II (KA7) | 3.2 i 24V | 01.1991 02.1996 | 151 | C32A2 | 63-00-008 | 23 | 86 | 100 | | | | | | |
| LEGEND II Coupe (KA8) | 3.2 i 24V | 01.1991 02.1996 | 151 | C32A2 | 63-00-008 | 23 | 86 | 100 | | | | | | |
| LEGEND III (KA9) | 3.5 i 24V | 02.1996 | 151 | C35A2 | 63-00-041 | 22 | 83 | 92 | | | | | | |
| LOGO (GA3) | 1.3 | 03.1999 03.2002 | 48 | D13B7 | 63-00-026 | 18 | 77 | 88 | | | | | | |
| PRELUDE I Coupe (SN) | 1.6 | 11.1978 10.1982 | 59 | EL EL14 | 63-00-072 | 21 | 76 | 89 | | 63-00-072 | 21 | 76 | 89 | |
| PRELUDE II (AB) | 1.8 EX | 11.1985 04.1987 | 74 | ET4 ET3 | 63-00-035 | 27 | 84 | 90 | Automatic transmission | 63-00-072 | 21 | 76 | 89 | Manual transmission |
| | | | | | 63-00-072 | 21 | 76 | 89 | Manual transmission | 63-00-081 | 23 | 83 | 89 | Automatic transmission |
| PRELUDE II (AB) | 1.8 EX | 11.1983 04.1987 | 77 | ET2 ET3 | 63-00-002 | 22 | 76 | 85 | Automatic transmission | 63-00-036 | 22 | 78 | 90,5 | Automatic transmission |
| | | | | | 63-00-006 | 25 | 85 | 85 | Automatic transmission | 63-00-072 | 21 | 76 | 89 | Manual transmission |
| | | | | | 63-00-017 | 25 | 76 | 95 | Manual transmission | | | | | |
| PRELUDE III (BA) | 2.0 i EX 16V | 04.1986 12.1987 | 101 | B20A1 | 63-00-019 | 23 | 82 | 98,5 | | 63-00-015 | 26 | 79 | 96 | |
| | | | | | 63-00-040 | 21 | 78 | 90 | | 63-00-036 | 22 | 78 | 90,5 | |
| PRELUDE III (BA) | 2.0 i EX 16V | 10.1987 12.1990 | 110 | B20A7 | 63-00-034 | 23 | 81 | 96 | ->12.1989 | 63-00-036 | 22 | 78 | 90,5 | ->07.1988 |
| PRELUDE III (BA) | 2.0 i EX 16V (BA2) | 04.1986 12.1987 | 101 | B20A1 | 63-00-019 | 23 | 82 | 98,5 | | 63-00-015 | 26 | 79 | 96 | |
| | | | | | 63-00-040 | 21 | 78 | 90 | | 63-00-036 | 22 | 78 | 90,5 | |
| PRELUDE III (BA) | 2.0 i EX 16V (BA4) | 04.1990 01.1992 | 103 | B20A9 | 63-00-041 | 22 | 83 | 92 | | 63-00-019 | 23 | 82 | 98,5 | |
| PRELUDE IV (BB) | 2.0 i 16V (BB3) | 02.1992 09.1996 | 98 | F20A4 | 63-00-041 | 22 | 83 | 92 | | 63-00-019 | 23 | 82 | 98,5 | |
| PRELUDE IV (BB) | 2.2 i 16V Vtec (BB1) | 02.1993 09.1996 | 136 | H22A2 | 63-00-041 | 22 | 83 | 92 | | 63-00-019 | 23 | 82 | 98,5 | |
| PRELUDE IV (BB) | 2.3 i 16V (BB2) | 02.1992 09.1996 | 118 | H23A2 | 63-00-041 | 22 | 83 | 92 | | 63-00-019 | 23 | 82 | 98,5 | |

A = Inner Diameter
B = Inner Diameter
C = Total Height

A = Diamètre Intérieur
B = Diamètre Intérieur
C = Taille Totale

A = Diámetro Interno
B = Diámetro Interno
C = Altura Total

A = Diametro Interno
B = Diametro Interno
C = Altezza Totale



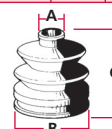
| MODEL MODELLO | VERSION VERSIONE | YEAR ANNO | KW | MOTOR MOTORE | SIDE WHEEL LATO RUOTA | A | B | C | INFO | SIDE GEARSHIFT LATO CAMBIO | A | B | C | INFO |
|----------------|--------------------|--------------------|-----|--------------|-----------------------|----|------|-----|------|----------------------------|----------|----------|--------------|-----------|
| PRELUDE V (BB) | 2.0 16V (BB9) | 10.1996 | 98 | F20A4 | 63-00-009 | 23 | 96 | 93 | | 63-00-019 63-00-036 | 23 22 | 82 78 | 98,5 90,5 | ->12.2000 |
| PRELUDE V (BB) | 2.2 16V | 10.1996 | 147 | H22A5 | 63-00-009 | 23 | 96 | 93 | | 63-00-036 | 22 | 78 | 90,5 | |
| PRELUDE V (BB) | 2.2 16V (BB6, BB8) | 10.1996 | 136 | H22A5 | 63-00-009 | 23 | 96 | 93 | | 63-00-036 | 22 | 78 | 90,5 | |
| QUINTET (SU) | 1.6 EX | 02.1980 12.1984 | 59 | EL | 63-00-072 | 21 | 76 | 89 | | 63-00-072 | 21 | 76 | 89 | |
| S2000 (AP) | 2.0 | 06.1999 | 177 | F20CVTEC | 63-00-050 | 34 | 91,5 | 101 | | 63-01-132 | 32 | 78 | 91 | |
| SHUTTLE (RA) | 2.2 16V | 10.1994 02.1998 | 110 | F22B8 | 63-00-042 | 23 | 95 | 96 | | 63-00-036 | 22 | 78 | 90,5 | |
| STREAM (RN) | 1.7 16V | 05.2001 | 92 | D17A2 | 63-00-048 | 24 | 82,5 | 123 | | | | | | |
| STREAM (RN) | 2.0 16V | 05.2001 | 115 | K20A | 63-00-048 | 24 | 82,5 | 123 | | | | | | |

A = Inner Diameter
B = Inner Diameter
C = Total Height

A = Diamètre Intérieur
B = Diamètre Intérieur
C = Taille Totale

A = Diámetro Interno
B = Diámetro Interno
C = Altura Total

A = Diametro Interno
B = Diametro Interno
C = Altezza Totale



| MODEL MODELLO | VERSION VERSIONE | YEAR ANNO | KW | MOTOR MOTORE | SIDE WHEEL LATO RUOTA | A | B | C | INFO | SIDE GEARSHIFT LATO CAMBIO | A | B | C | INFO |
|-------------------------------|------------------|--------------------|----|--------------|-----------------------|----|----|----|------|----------------------------|----|----|----|------|
| ACCENT/EXCEL (X-3) | 1.3 | 10.1994 01.2000 | 44 | G4EH | 63-00-016 | 20 | 78 | 92 | | 63-00-037 | 21 | 75 | 84 | |
| ACCENT/EXCEL (X-3) | 1.3 | 10.1994 01.2000 | 55 | G4EH | 63-00-016 | 20 | 78 | 92 | | 63-00-037 | 21 | 75 | 84 | |
| ACCENT/EXCEL (X-3) | 1.3 i 12V | 10.1994 01.2000 | 62 | G4EH | 63-00-016 | 20 | 78 | 92 | | 63-00-037 | 21 | 75 | 84 | |
| ACCENT/EXCEL (X-3) | 1.5 i 12V | 10.1994 01.2000 | 65 | G4EK | 63-00-016 | 20 | 78 | 92 | | 63-00-001 | 20 | 71 | 91 | |
| ACCENT/EXCEL (X-3) | 1.5 i 16V | 12.1995 01.2000 | 73 | | 63-00-016 | 20 | 78 | 92 | | 63-00-001 | 20 | 71 | 91 | |
| ACCENT/EXCEL Tre volumi (X-3) | 1.3 | 10.1994 01.2000 | 44 | G4EH | 63-00-016 | 20 | 78 | 92 | | 63-00-037 | 21 | 75 | 84 | |
| ACCENT/EXCEL Tre volumi (X-3) | 1.3 | 10.1994 01.2000 | 55 | G4EH | 63-00-016 | 20 | 78 | 92 | | 63-00-037 | 21 | 75 | 84 | |
| ACCENT/EXCEL Tre volumi (X-3) | 1.3 i 12V | 10.1994 01.2000 | 62 | G4EH | 63-00-016 | 20 | 78 | 92 | | 63-00-037 | 21 | 75 | 84 | |
| ACCENT/EXCEL Tre volumi (X-3) | 1.5 i 12V | 10.1994 01.2000 | 65 | G4EK | 63-00-016 | 20 | 78 | 92 | | 63-00-001 | 20 | 71 | 91 | |
| ACCENT/EXCEL Tre volumi (X-3) | 1.5 i 16V | 10.1995 01.2000 | 73 | | 63-00-016 | 20 | 78 | 92 | | 63-00-001 | 20 | 71 | 91 | |
| ACCENT (LC) | 1.3 | 01.2000 | 55 | G4E-A | 63-00-016 | 20 | 78 | 92 | | 63-00-037 | 21 | 75 | 84 | |
| ACCENT (LC) | 1.3 | 01.2000 | 61 | | 63-00-016 | 20 | 78 | 92 | | 63-00-037 | 21 | 75 | 84 | |
| ACCENT (LC) | 1.3 | 01.2000 | 63 | G4E-A | 63-00-016 | 20 | 78 | 92 | | 63-00-037 | 21 | 75 | 84 | |
| ACCENT (LC) | 1.5 | 01.2000 | 66 | G4EB | 63-00-016 | 20 | 78 | 92 | | 63-00-001 | 20 | 71 | 91 | |
| ACCENT (LC) | 1.5 | 09.2000 | 75 | G4EC-G | 63-00-016 | 20 | 78 | 92 | | 63-00-001 | 20 | 71 | 91 | |
| ACCENT Tre volumi (LC) | 1.3 | 01.2000 | 55 | G4E-A | 63-00-016 | 20 | 78 | 92 | | 63-00-037 | 21 | 75 | 84 | |
| ACCENT Tre volumi (LC) | 1.3 | 01.2000 | 63 | G4E-A | 63-00-016 | 20 | 78 | 92 | | 63-00-037 | 21 | 75 | 84 | |

A = Inner Diameter

B = Inner Diameter

C = Total Height

A = Diamètre Intérieur

B = Diamètre Intérieur

C = Taille Totale

A = Diámetro Interno

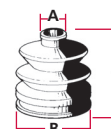
B = Diámetro Interno

C = Altura Total

A = Diametro Interno

B = Diametro Interno

C = Altezza Totale



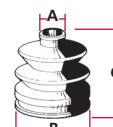
| MODEL MODELLO | VERSIONE VERSIONE | YEAR ANNO | KW | MOTOR MOTORE | SIDE WHEEL LATO RUOTA | A | B | C | INFO | SIDE GEARSHIFT LATO CAMBIO | A | B | C | INFO |
|---------------------------|-----------------------|--------------------|-----|--------------|------------------------|----|----|----|---|----------------------------|----|----|----|---|
| ACCENT Tre volumi (LC) | 1.5 | 01.2000 | 66 | G4EB | 63-00-016 | 20 | 78 | 92 | | 63-00-001 | 20 | 71 | 91 | |
| ATOS (MX) | 1.0 i | 02.1998 | 40 | G4HC | 63-00-022 | 19 | 64 | 83 | | | | | | |
| ATOS (MX) | 1.0 i | 03.2001 | 43 | G4HC-E | 63-02-241 | | | | | 63-02-259 | | | | |
| ATOS PRIME (MX) | 1.0 i | 03.2001 | 43 | G4HC-E | 63-02-241 | | | | | 63-02-259 | | | | |
| ATOS PRIME (MX) | 1.1 | 06.2003 | 43 | G4HD | 63-02-241 63-02-242 | | | | Automatic trasmission Manual trasmission | 63-02-259 63-02-260 | | | | Automatic trasmission Manual trasmission |
| COUPE (RD) | 1.6 i 16V | 12.1996 04.2002 | 84 | 4G61 | 63-00-016 | 20 | 78 | 92 | | 63-01-156 | 21 | 72 | 88 | Giunto tripodo |
| COUPE (RD) | 2.0 16V (Tiburón) | 08.1996 04.2002 | 102 | G4GF | 63-00-016 | 20 | 78 | 92 | | 63-01-155 | 21 | 73 | 86 | Giunto tripodo |
| GALLOPER II (JK-01) | 2.5 TCI | 08.1998 | 77 | | 63-02-246 | | | | | 63-02-264 | | | | |
| GALLOPER II (JK-01) | 2.5 TD | 08.1998 | 65 | | 63-02-246 | | | | | 63-02-264 | | | | |
| GALLOPER II (JK-01) | 2.5 TD intercooler | 08.1998 | 73 | D4BH | 63-02-246 | | | | | 63-02-264 | | | | |
| GALLOPER II (JK-01) | 3.0 V6 | 08.1998 | 104 | G6AT | 63-02-246 | | | | | 63-02-264 | | | | |
| GETZ (TB) | 1.3 | 09.2002 | 60 | G4E-A | 63-00-003 63-02-250 | 23 | 73 | 89 | | 63-02-268 | | | | |
| GETZ (TB) | 1.3 | 09.2003 | 63 | G4E-A | 63-00-003 63-02-250 | 23 | 73 | 89 | | 63-02-268 | | | | |
| GETZ (TB) | 1.5 CRDi | 03.2003 | 60 | D3-EA | 63-02-251 | | | | | 63-02-269 | | | | |
| GETZ (TB) | 1.6 | 09.2002 | 77 | G4ED-G | 63-00-003 | 23 | 73 | 89 | | | | | | |
| H-1/H-200 Furgonato | 2.4 | 03.2000 | 82 | | 63-02-247 | | | | | 63-02-265 | | | | |

A = Inner Diameter
B = Inner Diameter
C = Total Height

A = Diamètre Intérieur
B = Diamètre Intérieur
C = Taille Totale

A = Diámetro Interno
B = Diámetro Interno
C = Altura Total

A = Diametro Interno
B = Diametro Interno
C = Altezza Totale



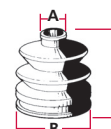
| MODEL MODELLO | VERSION VERSIONE | YEAR ANNO | KW | MOTOR MOTORE | SIDE WHEEL LATO RUOTA | A | B | C | INFO | SIDE GEARSHIFT LATO CAMBIO | A | B | C | INFO |
|----------------------|------------------|--------------------|-----|--------------|-----------------------|----|----|-----|------------|----------------------------|------|----|----|------------------------------|
| H-1/H-200 Furgonato | 2.5 TD | 03.2000 09.2000 | 59 | D4BF | 63-02-247 | | | | | 63-02-265 | | | | |
| H-1/H-200 Furgonato | 2.5 TD | 03.2000 | 73 | D4BH | 63-02-247 | | | | | 63-02-265 | | | | |
| H-1/H-200 Furgonato | 2.5 TD | 10.2001 | 74 | | 63-02-247 | | | | | 63-02-265 | | | | |
| H-1/H-200 Furgonato | 2.5 CRDi | 08.2003 | 103 | | 63-02-247 | | | | | 63-02-265 | | | | |
| LANTRA I (J-1) | 1.5 i.e. | 10.1990 11.1995 | 63 | G15B G4DJ | 63-00-008 | 23 | 86 | 100 | | 63-00-001 | 20 | 71 | 91 | |
| LANTRA I (J-1) | 1.6 i.e. 16V | 10.1990 11.1995 | 78 | G4CR | 63-00-008 | 23 | 86 | 100 | | 63-01-152 | 21,5 | 73 | 89 | Giunto tripodo |
| LANTRA I (J-1) | 1.6 i.e. 16V | 10.1990 11.1995 | 84 | G4CR | 63-00-008 | 23 | 86 | 100 | | 63-01-152 | 21,5 | 73 | 89 | Giunto tripodo |
| LANTRA I (J-1) | 1.8 i.e. 16V | 10.1990 11.1995 | 93 | G4CN | 63-00-008 | 23 | 86 | 100 | 06.1992 -> | 63-01-154 | 20 | 76 | 87 | Giunto tripodo 06.1992 -> |
| LANTRA II (J-2) | 1.5 12V | 12.1996 09.2000 | 65 | | 63-00-016 | 20 | 78 | 92 | | 63-00-001 | 20 | 71 | 91 | |
| LANTRA II (J-2) | 1.6 16V | 11.1995 09.2000 | 84 | 4G61 | 63-01-140 | 24 | 80 | 103 | | 63-01-156 | 21 | 72 | 88 | Giunto tripodo |
| LANTRA II (J-2) | 1.8 16V | 11.1995 09.2000 | 94 | G4GM | 63-00-008 | 23 | 86 | 100 | | 63-01-154 | 20 | 76 | 87 | Giunto tripodo |
| LANTRA II (J-2) | 2.0 16V | 08.1996 09.2000 | 102 | G4GF | 63-00-016 | 20 | 78 | 92 | | 63-01-155 | 21 | 73 | 86 | Giunto tripodo |
| LANTRA II Wagon (J2) | 1.8 16V | 02.1996 | 94 | G4GM | | | | | | 63-01-153 | 22,5 | 80 | 93 | Giunto tripodo |
| MATRIX (FC) | 1.5 CRDi | 10.2001 | 60 | D3-EA | 63-02-248 | | | | | 63-02-266 | | | | |
| MATRIX (FC) | 1.5 CRDi | 12.2004 | 75 | D4FA | 63-02-248 | | | | | 63-02-266 | | | | |
| MATRIX (FC) | 1.6 | 06.2001 | 76 | G4ED-G | 63-02-248 | | | | | 63-02-266 | | | | |
| PONY | 1.3 | 10.1985 09.1989 | 50 | G13B | 63-00-016 | 20 | 78 | 92 | | 63-01-102 | 21,5 | 71 | 96 | |

A = Inner Diameter
B = Inner Diameter
C = Total Height

A = Diamètre Intérieur
B = Diamètre Intérieur
C = Taille Totale

A = Diámetro Interno
B = Diámetro Interno
C = Altura Total

A = Diametro Interno
B = Diametro Interno
C = Altezza Totale



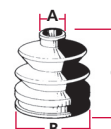
| MODEL MODELLO | VERSION VERSIONE | YEAR ANNO | KW | MOTOR MOTORE | SIDE WHEEL LATO RUOTA | A | B | C | INFO | SIDE GEARSHIFT LATO CAMBIO | A | B | C | INFO |
|-----------------------------------|------------------|--------------------|----|--------------|------------------------|----------|----------|----------|-------------------------|----------------------------|----------|----------|----------|-------------------------|
| PONY | 1.5 | 10.1985 09.1989 | 53 | G15B G4DJ | 63-00-016 | 20 | 78 | 92 | | 63-01-102 | 21,5 | 71 | 96 | |
| PONY Tre volumi | 1.3 | 10.1985 09.1989 | 50 | G13B | 63-00-016 | 20 | 78 | 92 | | 63-01-102 | 21,5 | 71 | 96 | |
| PONY Tre volumi | 1.5 | 10.1985 09.1989 | 53 | G15B G4DJ | 63-00-016 | 20 | 78 | 92 | | 63-01-102 | 21,5 | 71 | 96 | |
| PONY (X-2) | 1.3 | 10.1989 01.1995 | 43 | G4DG | 63-00-003 63-00-016 | 23 20 | 73 78 | 89 92 | ->06.1991 07.1991 -> | 63-00-001 63-00-037 | 20 21 | 71 75 | 91 84 | ->06.1991 07.1991 -> |
| PONY (X-2) | 1.3 | 10.1989 01.1995 | 49 | | 63-00-003 63-00-016 | 23 20 | 73 78 | 89 92 | ->06.1991 07.1991 -> | 63-00-001 63-00-037 | 20 21 | 71 75 | 91 84 | ->06.1991 07.1991 -> |
| PONY (X-2) | 1.5 | 10.1989 01.1995 | 53 | G15B G4DJ | 63-00-016 | 20 | 78 | 92 | | 63-00-037 | 21 | 75 | 84 | |
| PONY (X-2) | 1.5 i | 10.1989 01.1995 | 61 | G15B G4DJ | 63-00-016 | 20 | 78 | 92 | | 63-00-037 | 21 | 75 | 84 | |
| PONY (X-2) | 1.5 i | 10.1989 01.1995 | 62 | G15B G4DJ | 63-00-016 | 20 | 78 | 92 | | 63-00-037 | 21 | 75 | 84 | |
| PONY/EXCEL Tre volumi (X-2) | 1.3 | 01.1990 01.1995 | 49 | | 63-00-003 63-00-016 | 23 20 | 73 78 | 89 92 | ->06.1991 07.1991 -> | 63-00-001 63-00-037 | 20 21 | 71 75 | 91 84 | ->06.1991 07.1991 -> |
| PONY/EXCEL Tre volumi (X-2) | 1.5 | 01.1990 01.1995 | 53 | G15B G4DJ | 63-00-003 63-00-016 | 23 20 | 73 78 | 89 92 | | 63-00-037 | 21 | 75 | 84 | |
| PONY/EXCEL Tre volumi (X-2) | 1.5 i | 01.1990 01.1995 | 61 | G15B G4DJ | 63-00-016 | 20 | 78 | 92 | | 63-00-037 | 21 | 75 | 84 | |
| PONY/EXCEL Tre volumi (X-2) | 1.5 i | 01.1990 01.1995 | 62 | G15B G4DJ | 63-00-016 | 20 | 78 | 92 | | 63-00-037 | 21 | 75 | 84 | |
| S COUPE (SLC) | 1.5 i | 02.1990 05.1996 | 62 | G15B G4DJ | 63-00-003 | 23 | 73 | 89 | | 63-00-001 | 20 | 71 | 91 | |
| S COUPE (SLC) | 1.5 i | 04.1992 05.1996 | 65 | G4EK | 63-00-003 | 23 | 73 | 89 | | 63-00-001 | 20 | 71 | 91 | |
| SANTA FE ¹ (SM) | 2.0 | 08.2001 | 99 | G4BP | 63-02-252 | | | | | 63-02-270 | | | | |
| SANTA FE ¹ (SM) | 2.0 CRDi | 08.2001 | 83 | D4EA | 63-02-252 | | | | | 63-02-270 | | | | |

A = Inner Diameter
B = Inner Diameter
C = Total Height

A = Diamètre Intérieur
B = Diamètre Intérieur
C = Taille Totale

A = Diámetro Interno
B = Diámetro Interno
C = Altura Total

A = Diametro Interno
B = Diametro Interno
C = Altezza Totale



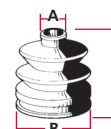
| MODEL MODELLO | VERSION VERSIONE | YEAR ANNO | KW | MOTOR MOTORE | SIDE WHEEL LATO RUOTA | A | B | C | INFO | SIDE GEARSHIFT LATO CAMBIO | A | B | C | INFO |
|-----------------|------------------|--------------------|-----|--------------|-----------------------|----|----|-----|------------|----------------------------|----|----|-----|------|
| SANTA FE' (SM) | 2.0 CRDi 4x4 | 04.2001 | 83 | D4EA | 63-02-252 | | | | | 63-02-270 | | | | |
| SANTA FE' (SM) | 2.4 16V | 02.2001 | 100 | G4JS-G | 63-02-252 | | | | | 63-02-271 | | | | |
| SANTA FE' (SM) | 2.4 16V | 02.2001 | 107 | G4JS-G | 63-02-252 | | | | | 63-02-271 | | | | |
| SANTA FE' (SM) | 2.4 16V 4x4 | 02.2001 | 107 | G4JS-G | 63-02-252 | | | | | 63-02-271 | | | | |
| SANTA FE' (SM) | 2.4 16V 4x4 | 02.2001 | 100 | G4JS-G | 63-02-252 | | | | | 63-02-271 | | | | |
| SONATA I (Y-2) | 1.8 i | 09.1988 10.1993 | 70 | | 63-00-008 | 23 | 86 | 100 | | | | | | |
| SONATA I (Y-2) | 2.0 i | 09.1988 08.1991 | 74 | | 63-00-008 | 23 | 86 | 100 | | | | | | |
| SONATA I (Y-2) | 2.0 i 16V | 01.1991 10.1993 | 96 | G4CP-D | 63-00-008 | 23 | 86 | 100 | | | | | | |
| SONATA I (Y-2) | 2.4 i | 09.1988 08.1991 | 83 | | 63-00-008 | 23 | 86 | 100 | | | | | | |
| SONATA II (Y-3) | 1.8 i | 05.1993 06.1998 | 72 | | 63-00-008 | 23 | 86 | 100 | | 63-00-008 | 23 | 86 | 100 | |
| SONATA II (Y-3) | 2.0 i | 06.1994 08.1996 | 77 | G4CP | 63-00-008 | 23 | 86 | 100 | | 63-00-008 | 23 | 86 | 100 | |
| SONATA II (Y-3) | 2.0 i | 08.1996 06.1998 | 70 | | 63-00-010 | 26 | 90 | 99 | 09.1997 -> | | | | | |
| SONATA II (Y-3) | 2.0 i 16V | 05.1993 06.1998 | 102 | G4CP-D | 63-00-008 | 23 | 86 | 100 | | 63-00-008 | 23 | 86 | 100 | |
| SONATA II (Y-3) | 3.0 i V6 | 05.1993 06.1998 | 107 | G6AT | | | | | | 63-00-008 | 23 | 86 | 100 | |
| SONATA III (EF) | 2.0 16V | 06.1998 10.2001 | 100 | G4JP-G | 63-00-008 | 23 | 86 | 100 | | | | | | |
| SONATA III (EF) | 2.4 16V | 03.1998 10.2001 | 105 | | 63-00-008 | 23 | 86 | 100 | | | | | | |
| TERRACAN (HP) | 2.5 TD | 12.2001 | 74 | | 63-02-254 | | | | | 63-02-274 | | | | |

A = Inner Diameter
B = Inner Diameter
C = Total Height

A = Diamètre Intérieur
B = Diamètre Intérieur
C = Taille Totale

A = Diámetro Interno
B = Diámetro Interno
C = Altura Total

A = Diametro Interno
B = Diametro Interno
C = Altezza Totale



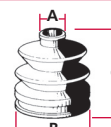
| MODEL MODELLO | VERSIONE VERSIONE | YEAR ANNO | KW | MOTOR MOTORE | SIDE WHEEL LATO RUOTA | A | B | C | INFO | SIDE GEARSHIFT LATO CAMBIO | A | B | C | INFO |
|---------------|--------------------------|-----------|-----|--------------|------------------------|---|---|---|---|----------------------------|---|---|---|---|
| TERRACAN (HP) | 2.9 CRDi | 12.2001 | 110 | | 63-02-254 | | | | | 63-02-274 | | | | |
| TERRACAN (HP) | 2.9 CRDi | 11.2003 | 120 | J3 | 63-02-254 | | | | | 63-02-274 | | | | |
| TERRACAN (HP) | 3.5 iV6 4WD | 12.2001 | 143 | G6CU | 63-02-254 | | | | | 63-02-274 | | | | |
| TERRACAN (HP) | 3.5 iV6 4WD | 12.2001 | 147 | | 63-02-254 | | | | | 63-02-274 | | | | |
| TRAJET (FO) | 2.0 | 03.2000 | 100 | G4JP-G | 63-02-255 | | | | | 63-02-275 | | | | |
| TRAJET (FO) | 2.0 | 01.2004 | 103 | | 63-02-255 | | | | | 63-02-275 | | | | |
| TRAJET (FO) | 2.0 CRDi | 04.2001 | 83 | D4EA | 63-02-256 | | | | | 63-02-276 | | | | |
| TRAJET (FO) | 2.7 V6 | 09.2000 | 127 | | 63-02-255 | | | | | 63-02-275 | | | | |
| TUCSON (JM) | 2.0 | 08.2004 | 104 | | 63-02-257 63-02-258 | | | | Manual transmission Automatic transmission | 63-02-277 63-02-278 | | | | Manual transmission Automatic transmission |
| TUCSON (JM) | 2.0 4 ruote motrici | 08.2004 | 104 | | 63-02-257 63-02-258 | | | | Manual transmission Automatic transmission | 63-02-277 63-02-278 | | | | Manual transmission Automatic transmission |
| TUCSON (JM) | 2.0 CRDi | 08.2004 | 83 | D4EA | 63-02-257 63-02-258 | | | | Manual transmission Automatic transmission | 63-02-277 63-02-278 | | | | Manual transmission Automatic transmission |
| TUCSON (JM) | 2.0 CRDi 4 ruote motrici | 08.2004 | 83 | D4EA | 63-02-257 63-02-258 | | | | Manual transmission Automatic transmission | 63-02-277 63-02-278 | | | | Manual transmission Automatic transmission |
| TUCSON (JM) | 2.0 CRDi | 02.2006 | 103 | | 63-02-257 63-02-258 | | | | Manual transmission Automatic transmission | 63-02-277 63-02-278 | | | | Manual transmission Automatic transmission |
| TUCSON (JM) | 2.7 4 ruote motrici | 08.2004 | 129 | | 63-02-257 63-02-258 | | | | Manual transmission Automatic transmission | 63-02-277 63-02-278 | | | | Manual transmission Automatic transmission |

A = Inner Diameter
B = Inner Diameter
C = Total Height

A = Diamètre Intérieur
B = Diamètre Intérieur
C = Taille Totale

A = Diámetro Interno
B = Diámetro Interno
C = Altura Total

A = Diametro Interno
B = Diametro Interno
C = Altezza Totale



| MODEL MODELLO | VERSION VERSIONE | YEAR ANNO | KW | MOTOR MOTORE | SIDE WHEEL LATO RUOTA | A | B | C | INFO | SIDE GEARSHIFT LATO CAMBIO | A | B | C | INFO |
|---------------|---------------------------|--------------------|----|--------------|------------------------|----------|----------|----------|------------|----------------------------|----|----|-----|------|
| CAMPO (KB) | 2.0 (KB21, KB27) | 04.1977 12.1982 | 48 | G200N | 63-00-002 | 22 | 76 | 85 | | | | | | |
| CAMPO (KB) | 2.0 (KB23) | 01.1983 03.1988 | 52 | | 63-00-002 | 22 | 76 | 85 | | | | | | |
| CAMPO (KB) | 2.0 (KB28) | 06.1985 12.1988 | 58 | G200Z | 63-00-002 | 22 | 76 | 85 | | | | | | |
| CAMPO (KB) | 2.0 4WD (KB41, KB45) | 04.1977 12.1982 | 48 | G200N | 63-00-002 | 22 | 76 | 85 | | | | | | |
| CAMPO (KB) | 2.0 4WD (KB43, KB48) | 01.1983 03.1988 | 52 | | 63-00-002 | 22 | 76 | 85 | | | | | | |
| CAMPO (KB) | 2.0 4WD (KB48) | 06.1985 12.1988 | 58 | G200Z | 63-00-002 | 22 | 76 | 85 | | | | | | |
| CAMPO (KB) | 2.0 D (KBD26/ 41) | 01.1981 12.1986 | 37 | | 63-00-002 | 22 | 76 | 85 | | | | | | |
| CAMPO (KB) | 2.0 D (KBD23, KBD28) | 08.1978 12.1982 | 36 | C220 | 63-00-002 | 22 | 76 | 85 | | | | | | |
| CAMPO (KB) | 2.0 D 4WD (KBD42, KBD46) | 04.1977 12.1982 | 36 | C220 | 63-00-002 | 22 | 76 | 85 | | | | | | |
| CAMPO (KB) | 2.2 D (TFR52 / TFS52) | 08.1988 | 39 | | 63-00-002 | 22 | 76 | 85 | | | | | | |
| CAMPO (KB) | 2.2 D (KBD27) | 04.1986 12.1990 | 39 | C223 | 63-00-002 63-00-010 | 22 26 | 76 90 | 85 99 | 01.1988 -> | | | | | |
| CAMPO (KB) | 2.2 D (KBD27) | 01.1983 12.1991 | 45 | C223 | 63-00-002 63-00-010 | 22 26 | 76 90 | 85 99 | 01.1988 -> | | | | | |
| CAMPO (KB) | 2.2 D 4WD (KBD42, KBD47) | 01.1983 12.1990 | 39 | C223 | 63-00-002 63-00-010 | 22 26 | 76 90 | 85 99 | | | | | | |
| CAMPO (KB) | 2.3 4WD (TFS16) | 08.1988 | 68 | | 63-00-002 | 22 | 76 | 85 | | | | | | |
| CAMPO (KB) | 2.5 D (TFS54) Pick-Up | 01.1993 12.1999 | | | 63-00-002 | 22 | 76 | 85 | 4WD | | | | | |
| CAMPO (KB) | 3.1 TD (TFR/S 54) Pick-Up | 01.1998 | | | 63-00-002 | 22 | 76 | 85 | | | | | | |
| D-MAX | 2.4 4x4 | 05.2002 | 94 | | 63-00-062 | 27 | 87 | 126 | | 63-02-213 | 27 | 84 | 127 | |

A = Inner Diameter

B = Inner Diameter

C = Total Height

A = Diamètre Intérieur

B = Diamètre Intérieur

C = Taille Totale

A = Diámetro Interno

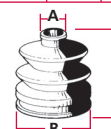
B = Diámetro Interno

C = Altura Total

A = Diametro Interno

B = Diametro Interno

C = Altezza Totale



| MODEL MODELLO | VERSION VERSIONE | YEAR ANNO | KW | MOTOR MOTORE | SIDE WHEEL LATO RUOTA | A | B | C | INFO | SIDE GEARSHIFT LATO CAMBIO | A | B | C | INFO |
|-----------------------------|------------------|--------------------|-----|--------------|------------------------|----------|----------|----------|------|----------------------------|------|----|-----|----------------|
| D-MAX | 2.5 D 4x4 | 05.2002 | 74 | | 63-00-062 | 27 | 87 | 126 | | 63-02-213 | 27 | 84 | 127 | |
| D-MAX | 3.0 D 4x4 | 05.2002 | 96 | | 63-00-062 | 27 | 87 | 126 | | 63-02-213 | 27 | 84 | 127 | |
| D-MAX | 3.5 V6 24V 4x4 | 05.2002 | 147 | | 63-00-062 | 27 | 87 | 126 | | 63-02-213 | 27 | 84 | 127 | |
| GEMINI (JT) | 1.5 | 02.1988 12.1990 | 52 | 4XC1U Kat. | 63-00-074 63-00-079 | 20 22 | 78 70 | 90 88 | | 63-00-001 | 20 | 71 | 91 | |
| GEMINI (JT) | 1.5 D | 02.1988 12.1990 | 37 | 4EC1 | 63-00-074 63-00-079 | 20 22 | 78 70 | 90 88 | | 63-00-001 | 20 | 71 | 91 | |
| GEMINI (JT) | 1.5 TD | 02.1988 12.1990 | 49 | 4EC1T | 63-00-074 63-00-079 | 20 22 | 78 70 | 90 88 | | 63-00-001 | 20 | 71 | 91 | |
| GEMINI (JT) | 1.6 GTI 16V | 08.1988 12.1994 | 84 | 4XE1 | 63-00-002 | 22 | 76 | 85 | | 63-00-072 | 21 | 76 | 89 | |
| GEMINI Tre volumi (JT) | 1.5 | 02.1988 12.1990 | 52 | 4XC1U Kat. | 63-00-074 63-00-079 | 20 22 | 78 70 | 90 88 | | 63-00-001 | 20 | 71 | 91 | |
| GEMINI Tre volumi (JT) | 1.5 D | 02.1988 12.1990 | 37 | 4EC1 | 63-00-074 63-00-079 | 20 22 | 78 70 | 90 88 | | 63-00-001 | 20 | 71 | 91 | |
| GEMINI Tre volumi (JT) | 1.5 TD | 02.1988 12.1990 | 49 | 4EC1T | 63-00-074 63-00-079 | 20 22 | 78 70 | 90 88 | | 63-00-001 | 20 | 71 | 91 | |
| GEMINI | 1.5 | 01.1990 12.1993 | 73 | | 63-00-003 | 23 | 73 | 89 | | 63-00-027 | 21,5 | 72 | 94 | |
| GEMINI | 1.6 | 01.1990 12.1993 | 97 | | 63-01-112 | 22 | 79 | 98 | | 63-01-101 | 23 | 72 | 96 | Giunto tripodo |
| GEMINI | 1.6 | 01.1990 12.1993 | 132 | | 63-01-112 | 22 | 79 | 98 | | 63-01-101 | 23 | 72 | 96 | Giunto tripodo |
| GEMINI Tre volumi | 1.5 | 01.1990 12.1993 | 73 | | 63-00-003 | 23 | 73 | 89 | | 63-00-027 | 21,5 | 72 | 94 | |
| GEMINI Tre volumi | 1.6 | 01.1990 12.1993 | 97 | | 63-01-112 | 22 | 79 | 98 | | 63-01-101 | 23 | 72 | 96 | Giunto tripodo |
| GEMINI Tre volumi | 1.6 | 01.1990 12.1993 | 132 | | 63-01-112 | 22 | 79 | 98 | | 63-01-101 | 23 | 72 | 96 | Giunto tripodo |
| MIDI Autobus (94000, 98000) | 2.0 (98000) | 01.1989 | 61 | 4ZC1 | 63-00-002 | 22 | 76 | 85 | | 63-00-001 | 20 | 71 | 91 | |

A = Inner Diameter
B = Inner Diameter
C = Total Height

A = Diamètre Intérieur
B = Diamètre Intérieur
C = Taille Totale

A = Diámetro Interno
B = Diámetro Interno
C = Altura Total

A = Diametro Interno
B = Diametro Interno
C = Altezza Totale



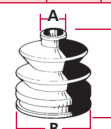
| MODEL MODELLO | VERSION VERSIONE | YEAR ANNO | KW | MOTOR MOTORE | SIDE WHEEL LATO RUOTA | A | B | C | INFO | SIDE GEARSHIFT LATO CAMBIO | A | B | C | INFO |
|-----------------------------|-------------------|--------------------|-----|--------------|------------------------|----------|----------|----------|-------------------------|----------------------------|----|----|----|-----------|
| MIDI Autobus (94000, 98000) | 2.0 4WD (94000) | 01.1989 | 61 | 4ZC1 | 63-00-002 | 22 | 76 | 85 | | 63-00-001 | 20 | 71 | 91 | |
| MIDI Autobus (94000, 98000) | 2.0 TD (98000) | 01.1989 | 51 | 4FC1T | 63-00-002 | 22 | 76 | 85 | | 63-00-001 | 20 | 71 | 91 | |
| MIDI Autobus (94000, 98000) | 2.2 D (98000) | 01.1989 | 45 | 4FD1 | 63-00-002 | 22 | 76 | 85 | | 63-00-001 | 20 | 71 | 91 | |
| MIDI Autobus (94000, 98000) | 2.2 D 4WD (94000) | 01.1989 | 45 | 4FD1 | 63-00-002 | 22 | 76 | 85 | | 63-00-001 | 20 | 71 | 91 | |
| MIDI Furgonato (98000N) | 2.0 | 06.1988 | 61 | 4ZC1 | 63-00-002 | 22 | 76 | 85 | | 63-00-001 | 20 | 71 | 91 | |
| MIDI Furgonato (98000N) | 2.0 4WD | 09.1988 | 61 | 4ZC1 | 63-00-002 | 22 | 76 | 85 | | 63-00-001 | 20 | 71 | 91 | |
| MIDI Furgonato (98000N) | 2.2 D | 01.1989 | 45 | 4FD1 | 63-00-002 | 22 | 76 | 85 | | 63-00-001 | 20 | 71 | 91 | |
| MIDI Furgonato (98000N) | 2.2 D 4WD | 09.1988 | 45 | 4FD1 | 63-00-002 | 22 | 76 | 85 | | 63-00-001 | 20 | 71 | 91 | |
| MIDI Van (94000, 98000) | 2.0 (98000) | 01.1989 | 61 | 4ZC1 | 63-00-002 | 22 | 76 | 85 | | 63-00-001 | 20 | 71 | 91 | |
| MIDI Van (94000, 98000) | 2.0 4WD (94000) | 01.1989 | 61 | 4ZC1 | 63-00-002 | 22 | 76 | 85 | | 63-00-001 | 20 | 71 | 91 | |
| MIDI Van (94000, 98000) | 2.0 D 4WD 4FC1 | 06.1988 | | 4FC1 | 63-00-002 | 22 | 76 | 85 | | 63-00-001 | 20 | 71 | 91 | |
| MIDI Van (94000, 98000) | 2.0 TD (98000) | 01.1989 | 51 | 4FC1T | 63-00-002 | 22 | 76 | 85 | | 63-00-001 | 20 | 71 | 91 | |
| MIDI Van (94000, 98000) | 2.2 D (98000) | 01.1989 | 45 | 4FD1 | 63-00-002 | 22 | 76 | 85 | | 63-00-001 | 20 | 71 | 91 | |
| MIDI Van (94000, 98000) | 2.2 D 4WD (94000) | 01.1989 | 45 | 4FD1 | 63-00-002 | 22 | 76 | 85 | | 63-00-001 | 20 | 71 | 91 | |
| PIAZZA | 2.0 Turbo | 06.1985 12.1990 | 104 | 4ZC1-T | 63-00-002 | 22 | 76 | 85 | | | | | | |
| TROOPER (UBS) | 2.2 D 4x4 | 05.1984 12.1989 | 39 | C223 | 63-00-002 63-00-010 | 22 26 | 76 90 | 85 99 | ->12.1987 01.1988 -> | 63-00-095 | 24 | 75 | 89 | ->12.1987 |

A = Inner Diameter
B = Inner Diameter
C = Total Height

A = Diamètre Intérieur
B = Diamètre Intérieur
C = Taille Totale

A = Diámetro Interno
B = Diámetro Interno
C = Altura Total

A = Diametro Interno
B = Diametro Interno
C = Altezza Totale



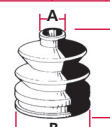
| MODEL MODELLO | VERSION VERSIONE | YEAR ANNO | KW | MOTOR MOTORE | SIDE WHEEL LATO RUOTA | A | B | C | INFO | SIDE GEARSHIFT LATO CAMBIO | A | B | C | INFO |
|----------------------------------|------------------|--------------------|-----|--------------|------------------------|----------|----------|----------|-------------------------|----------------------------|------|------|-----|------------|
| TROOPER (UBS) | 2.8 TD (UBS55) | 10.1987 12.1991 | 71 | 4JB1T | 63-00-010 | 26 | 90 | 99 | | 63-00-046 | 29,5 | 89,5 | 100 | |
| TROOPER (UBS) | 2.8 TD (UBS55) | 10.1988 12.1991 | 78 | 4JB1TC | 63-00-010 | 26 | 90 | 99 | | 63-00-046 | 29,5 | 89,5 | 100 | |
| TROOPER Fuoristrada aperto (UBS) | 2.2 (UBS13) | 01.1983 12.1985 | 58 | | 63-00-002 | 22 | 76 | 85 | 06.1984 -> | 63-00-095 | 24 | 75 | 89 | 06.1984 -> |
| TROOPER Fuoristrada aperto (UBS) | 2.2 4x4 | 05.1984 07.1989 | 39 | | 63-00-002 | 22 | 76 | 85 | ->12.1987 | 63-00-095 | 24 | 75 | 89 | ->12.1987 |
| TROOPER Fuoristrada aperto (UBS) | 2.2 D (UBS52) | 01.1983 12.1983 | 45 | | 63-00-002 63-00-010 | 22 26 | 76 90 | 85 99 | | | | | | |
| TROOPER Fuoristrada aperto (UBS) | 2.2 TD (UBS52) | 03.1984 12.1991 | 53 | C223T | 63-00-002 63-00-010 | 22 26 | 76 90 | 85 99 | ->12.1987 01.1988 -> | 63-00-095 | 24 | 75 | 89 | ->12.1987 |
| TROOPER Fuoristrada aperto (UBS) | 2.3 (UBS16) | 11.1985 12.1991 | 66 | 4ZD1 | 63-00-002 | 22 | 76 | 85 | ->12.1987 | 63-00-095 | 24 | 75 | 89 | ->12.1987 |
| TROOPER Fuoristrada aperto (UBS) | 2.6 i (UBS17) | 10.1987 12.1991 | 85 | 4ZE1 | 63-00-002 | 22 | 76 | 85 | | | | | | |
| TROOPER (UB) | 3.1 D | 08.1991 07.1998 | 84 | | 63-00-002 | 22 | 76 | 85 | | | | | | |
| TROOPER (UB) | 3.2 | 08.1991 07.1998 | 130 | | 63-00-002 | 22 | 76 | 85 | | | | | | |
| TROOPER Fuoristrada aperto (UB) | 3.1 D | 08.1991 07.1998 | 84 | | 63-00-002 | 22 | 76 | 85 | | | | | | |
| TROOPER Fuoristrada aperto (UB) | 3.2 | 08.1991 07.1998 | 130 | | 63-00-002 | 22 | 76 | 85 | | | | | | |

A = Inner Diameter
B = Inner Diameter
C = Total Height

A = Diamètre Intérieur
B = Diamètre Intérieur
C = Taille Totale

A = Diámetro Interno
B = Diámetro Interno
C = Altura Total

A = Diametro Interno
B = Diametro Interno
C = Altezza Totale



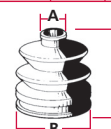
| MODEL MODELLO | VERSION VERSIONE | YEAR ANNO | KW | MOTOR MOTORE | SIDE WHEEL LATO RUOTA | A | B | C | INFO | SIDE GEARSHIFT LATO CAMBIO | A | B | C | INFO |
|---------------|------------------|--------------------|-----|--------------|------------------------|------------|------------|----------------------------|----------------------------|----------------------------|------|----|----------------------------|----------------------------|
| CARENS I (FC) | 1.8 | 11.2000 07.2002 | 81 | | 63-02-279 | | | | Manual transmission | 63-02-291 | | | | Manual transmission |
| | | | | | 63-02-280 | | | | Automatic transmission | 63-02-292 | | | | Automatic transmission |
| CARENS II | 1.6 | 07.2002 | 77 | | 63-02-279 | | | | Manual transmission | 63-02-291 | | | | Manual transmission |
| | | | | | 63-02-280 | | | | Automatic transmission | 63-02-292 | | | | Automatic transmission |
| CARENS II | 1.8 | 07.2002 | 93 | | 63-02-279 | | | | Manual transmission | 63-02-291 | | | | Manual transmission |
| | | | | | 63-02-280 | | | | Automatic transmission | 63-02-292 | | | | Automatic transmission |
| CARENS II | 2.0 | 08.2004 | 102 | | 63-02-279 | | | | Manual transmission | 63-02-291 | | | | Manual transmission |
| | | | | | 63-02-280 | | | | Automatic transmission | 63-02-292 | | | | Automatic transmission |
| CARENS II | 2.0 CRDi | 07.2002 | 83 | | 63-02-279 | | | | Manual transmission | 63-02-291 | | | | Manual transmission |
| | | | | | 63-02-280 | | | | Automatic transmission | 63-02-292 | | | | Automatic transmission |
| CARNIVAL (UP) | 2.5 V6 | 08.1999 10.2001 | 121 | | 63-00-008 | 23 | 86 | 100 | | 63-01-146 | 24,5 | 83 | 91 | Giunto tripodo |
| CARNIVAL (UP) | 2.9 TD | 08.1999 10.2001 | 93 | | 63-00-030 63-00-046 | 25 29,5 | 90 89,5 | 107 100 | Automatic transmission | 63-01-146 | 24,5 | 83 | 91 | Giunto tripodo |
| CARNIVAL II | 2.5 V6 | 10.2001 | 110 | | 63-02-281 | | | | Manual transmission | 63-02-293 | | | | Manual transmission |
| | | | | | 63-02-282 | | | | Automatic transmission | 63-02-294 | | | | Automatic transmission |
| | | | | | 63-02-283 | | | | Automatic transmission | 63-02-295 | | | | Automatic transmission |
| | | | | | 63-02-284 | | | | Automatic transmission KMC | 63-02-296 | | | | Automatic transmission KMC |
| | | | | | | | | Automatic transmission HMC | | | | | Automatic transmission HMC | |
| CARNIVAL II | 2.9 CRDi | 10.2001 | 106 | | 63-02-281 | | | | Manual transmission | 63-02-293 | | | | Manual transmission |
| | | | | | 63-02-282 | | | | Automatic transmission | 63-02-294 | | | | Automatic transmission |
| | | | | | 63-02-283 | | | | Automatic transmission | 63-02-295 | | | | Automatic transmission |
| | | | | | 63-02-284 | | | | Automatic transmission KMC | 63-02-296 | | | | Automatic transmission KMC |
| | | | | | | | | Automatic transmission HMC | | | | | Automatic transmission HMC | |
| CARNIVAL II | 3.5 | 07.2002 | 143 | | 63-02-281 | | | | Manual transmission | 63-02-293 | | | | Manual transmission |
| | | | | | 63-02-282 | | | | Automatic transmission | 63-02-294 | | | | Automatic transmission |
| | | | | | 63-02-283 | | | | Automatic transmission | 63-02-295 | | | | Automatic transmission |
| | | | | | 63-02-284 | | | | Automatic transmission KMC | 63-02-296 | | | | Automatic transmission KMC |
| | | | | | | | | Automatic transmission HMC | | | | | Automatic transmission HMC | |

A = Inner Diameter
B = Inner Diameter
C = Total Height

A = Diamètre Intérieur
B = Diamètre Intérieur
C = Taille Totale

A = Diámetro Interno
B = Diámetro Interno
C = Altura Total

A = Diametro Interno
B = Diametro Interno
C = Altezza Totale



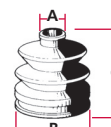
| MODEL MODELLO | VERSION VERSIONE | YEAR ANNO | KW | MOTOR MOTORE | SIDE WHEEL LATO RUOTA | A | B | C | INFO | SIDE GEARSHIFT LATO CAMBIO | A | B | C | INFO |
|---------------------------|------------------|-----------|-----|--------------|------------------------|----|----|------|---|----------------------------|----------|----------|----------|---|
| CERATO | 1.5 CRDi | 07.2005 | 75 | | 63-02-285 63-02-286 | | | | Manual trasmission Automatic trasmission | 63-02-297 63-02-298 | | | | Manual trasmission Automatic trasmission |
| CERATO | 1.6 | 07.2004 | 77 | | 63-02-285 63-02-286 | | | | Manual trasmission Automatic trasmission | 63-02-297 63-02-298 | | | | Manual trasmission Automatic trasmission |
| CERATO | 2.0 | 04.2004 | 105 | | 63-02-285 63-02-286 | | | | Manual trasmission Automatic trasmission | 63-02-297 63-02-298 | | | | Manual trasmission Automatic trasmission |
| CERATO | 2.0 CRDi | 04.2004 | 83 | | 63-02-285 63-02-286 | | | | Manual trasmission Automatic trasmission | 63-02-297 63-02-298 | | | | Manual trasmission Automatic trasmission |
| CERATO Tre volumi | 1.5 CRDi | 07.2005 | 75 | | 63-02-285 63-02-286 | | | | Manual trasmission Automatic trasmission | 63-02-297 63-02-298 | | | | Manual trasmission Automatic trasmission |
| CERATO Tre volumi | 1.6 | 04.2004 | 77 | | 63-02-285 63-02-286 | | | | Manual trasmission Automatic trasmission | 63-02-297 63-02-298 | | | | Manual trasmission Automatic trasmission |
| CERATO Tre volumi | 2.0 | 04.2004 | 105 | | 63-02-285 63-02-286 | | | | Manual trasmission Automatic trasmission | 63-02-297 63-02-298 | | | | Manual trasmission Automatic trasmission |
| CERATO Tre volumi | 2.0 D | 04.2004 | 83 | | 63-02-285 63-02-286 | | | | Manual trasmission Automatic trasmission | 63-02-297 63-02-298 | | | | Manual trasmission Automatic trasmission |
| CLARUS Station wagon (GC) | 1.8 i 16V | 05.1998 | 85 | T8 | 63-00-019 | 23 | 82 | 98,5 | | 63-01-148 | 22 | 80 | 91 | Giunto tripodo |
| CLARUS Station wagon (GC) | 2.0 i 16V | 05.1998 | 98 | FE (16 V) | 63-00-011 | 20 | 82 | 86 | | 63-01-149 63-01-150 | 22 22 | 80 80 | 90 90 | Giunto tripodo GC22 Giunto tripodo GC52 Automatic trasmission |
| K2500 | 2.5 | 01.2003 | 69 | | 63-02-287 | | | | | 63-03-300 | | | | |
| PICANTO | 1.0 | 09.2005 | 45 | | 63-02-288 63-02-289 | | | | Manual trasmission Automatic trasmission | 63-03-301 63-03-302 | | | | Manual trasmission Automatic trasmission |
| PICANTO | 1.1 | 04.2004 | 48 | G4HG | 63-02-288 63-02-289 | | | | Manual trasmission Automatic trasmission | 63-03-301 63-03-302 | | | | Manual trasmission Automatic trasmission |

A = Inner Diameter
B = Inner Diameter
C = Total Height

A = Diamètre Intérieur
B = Diamètre Intérieur
C = Taille Totale

A = Diámetro Interno
B = Diámetro Interno
C = Altura Total

A = Diametro Interno
B = Diametro Interno
C = Altezza Totale



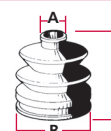
| MODEL MODELLO | VERSION VERSIONE | YEAR ANNO | KW | MOTOR MOTORE | SIDE WHEEL LATO RUOTA | A | B | C | INFO | SIDE GEARSHIFT LATO CAMBIO | A | B | C | INFO |
|------------------------|----------------------|--------------------|-----|--------------|------------------------|----|----|----|---|----------------------------|----|----|----|---|
| PICANTO | 1.1 D | 11.2005 | 55 | | 63-02-288 63-02-289 | | | | Manual trasmission Automatic trasmission | 63-03-301 63-03-302 | | | | Manual trasmission Automatic trasmission |
| PRIDE (DA) | 1.1 i | 01.1991 | 38 | B1 | 63-00-007 | 20 | 68 | 85 | | 63-00-043 | 20 | 67 | 84 | |
| PRIDE (DA) | 1.3 i | 01.1990 | 51 | | 63-00-007 | 20 | 68 | 85 | | 63-00-043 | 20 | 67 | 84 | |
| PRIDE (DA) | 1.3 16V | 01.1990 | 44 | B3 | 63-00-007 | 20 | 68 | 85 | | 63-00-043 | 20 | 67 | 84 | |
| PRIDE (DA) | 1.3 16V | 01.1990 | 53 | B3 | 63-00-007 | 20 | 68 | 85 | | 63-00-043 | 20 | 67 | 84 | |
| PRIDE Station wagon | 1.3 | 08.1999 | 47 | | 63-00-051 | 18 | 68 | 84 | | | | | | |
| RIO | 1.3 | 09.2000 | 55 | | 63-00-011 | 20 | 82 | 86 | | 63-01-151 | 21 | 71 | 88 | |
| RIO Station wagon (DC) | 1.3 | 08.2000 | 60 | | 63-00-011 | 20 | 82 | 86 | | 63-01-151 | 21 | 71 | 88 | |
| RIO Station wagon (DC) | 1.3 | 08.2000 | 55 | | 63-00-011 | 20 | 82 | 86 | | 63-01-151 | 21 | 71 | 88 | |
| SEPHIA (FA) | 1.5 i 16V | 02.1996 | 59 | B5 | 63-00-016 | 20 | 78 | 92 | | 63-01-147 | 22 | 70 | 87 | Giunto tripodo |
| SEPHIA (FA) | 1.6 i | 01.1995 | 59 | B6 | 63-00-016 | 20 | 78 | 92 | | 63-00-094 | 18 | 65 | 80 | |
| SEPHIA Tre volumi (FA) | 1.5 i 16V 10.1997 | 02.1996 10.1997 | 59 | B5 | 63-00-016 | 20 | 78 | 92 | | 63-01-147 | 22 | 70 | 87 | Giunto tripodo |
| SEPHIA Tre volumi (FA) | 1.6 i | 09.1993 | 59 | B6 | 63-00-016 | 20 | 78 | 92 | | 63-00-094 | 18 | 65 | 80 | |
| SHUMA (FB) | 1.5 i 16V | 10.1997 | 65 | | 63-00-016 | 20 | 78 | 92 | | 63-01-147 | 22 | 70 | 87 | Giunto tripodo |
| SHUMA (FB) | 1.8 i 16V | 10.1997 | 81 | | 63-00-016 | 20 | 78 | 92 | | 63-01-147 | 22 | 70 | 87 | Giunto tripodo |
| SHUMA Tre volumi (FB) | 1.5 i 16V | 10.1997 | 65 | | 63-00-016 | 20 | 78 | 92 | | 63-01-147 | 22 | 70 | 87 | Giunto tripodo |
| SORENTO (JC) | 2.4 | 08.2002 | 102 | | 63-02-290 | | | | | 63-03-303 | | | | |

A = Inner Diameter
B = Inner Diameter
C = Total Height

A = Diamètre Intérieur
B = Diamètre Intérieur
C = Taille Totale

A = Diámetro Interno
B = Diámetro Interno
C = Altura Total

A = Diametro Interno
B = Diametro Interno
C = Altezza Totale



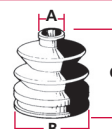
| MODEL MODELLO | VERSION VERSIONE | YEAR ANNO | KW | MOTOR MOTORE | SIDE WHEEL LATO RUOTA | A | B | C | INFO | SIDE GEARSHIFT LATO CAMBIO | A | B | C | INFO |
|----------------|------------------|--------------------|-----|--------------|-----------------------|----|----|-----|------|----------------------------|----|----|----|------|
| SORENTO (JC) | 2.5 CRDi | 08.2002 | 103 | | 63-02-290 | | | | | 63-03-303 | | | | |
| SORENTO (JC) | 3.5 V6 | 08.2002 | 143 | | 63-02-290 | | | | | 63-03-303 | | | | |
| SPORTAGE (K00) | 2.0 i 4WD | 04.1994 08.1999 | 70 | FE | 63-00-008 | 23 | 86 | 100 | | 63-00-081 | 23 | 83 | 89 | |
| SPORTAGE (K00) | 2.0 i 16V 4WD | 04.1994 | 94 | FE (16 V) | 63-00-008 | 23 | 86 | 100 | | 63-00-081 | 23 | 83 | 89 | |
| SPORTAGE (K00) | 2.0 D | 01.1994 12.1999 | | | 63-00-008 | 23 | 86 | 100 | | 63-00-081 | 23 | 83 | 89 | |
| SPORTAGE (K00) | 2.0 TD 4WD | 10.1997 | 61 | RF | 63-00-008 | 23 | 86 | 100 | | 63-00-081 | 23 | 83 | 89 | |
| SPORTAGE (K00) | 2.0 | 10.2000 | 87 | | 63-00-008 | 23 | 86 | 100 | | 63-00-081 | 23 | 83 | 89 | |
| SPORTAGE (K00) | 2.0 i 16V | 10.2000 | 94 | FE (16 V) | 63-00-008 | 23 | 86 | 100 | | 63-00-081 | 23 | 83 | 89 | |
| SPORTAGE (K00) | 2.0 4WD | 10.2000 | 87 | | 63-00-008 | 23 | 86 | 100 | | 63-00-081 | 23 | 83 | 89 | |
| SPORTAGE (K00) | 2.2 D (RF/TCI) | 01.1994 | 48 | | 63-00-008 | 23 | 86 | 100 | | 63-00-081 | 23 | 83 | 89 | |

A = Inner Diameter
B = Inner Diameter
C = Total Height

A = Diamètre Intérieur
B = Diamètre Intérieur
C = Taille Totale

A = Diámetro Interno
B = Diámetro Interno
C = Altura Total

A = Diametro Interno
B = Diametro Interno
C = Altezza Totale



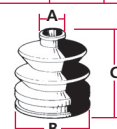
| MODEL MODELLO | VERSION VERSIONE | YEAR ANNO | KW | MOTOR MOTORE | SIDE WHEEL LATO RUOTA | A | B | C | INFO | SIDE GEARSHIFT LATO CAMBIO | A | B | C | INFO |
|---------------|------------------|-----------|----|--------------|-----------------------|----|----|----|------|----------------------------|---|---|---|------|
| 800 | 0.8 | 01.1991 | 26 | | 63-00-022 | 19 | 64 | 83 | | | | | | |

A = Inner Diameter
 B = Inner Diameter
 C = Total Height

A = Diamètre Intérieur
 B = Diamètre Intérieur
 C = Taille Totale

A = Diámetro Interno
 B = Diámetro Interno
 C = Altura Total

A = Diametro Interno
 B = Diametro Interno
 C = Altezza Totale



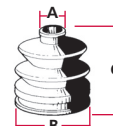
| MODEL MODELLO | VERSION VERSIONE | YEAR ANNO | KW | MOTOR MOTORE | SIDE WHEEL LATO RUOTA | A | B | C | INFO | SIDE GEARSHIFT LATO CAMBIO | A | B | C | INFO |
|--------------------------|-----------------------|--------------------|----|--------------|------------------------|----------|----------|----------|---------------------------|-------------------------------------|----------------|----------------|----------------|--|
| 121 I (DA) | 1.1 | 10.1987 10.1990 | 42 | B1 B116 | 63-00-003 | 23 | 73 | 89 | | 63-00-022 | 19 | 64 | 83 | |
| 121 I (DA) | 1.3 | 10.1987 10.1990 | 44 | B3 | 63-00-003 | 23 | 73 | 89 | | 63-00-022 | 19 | 64 | 83 | |
| 121 I (DA) | 1.3 | 04.1989 10.1990 | 40 | B3 | 63-00-003 | 23 | 73 | 89 | | 63-00-022 | 19 | 64 | 83 | |
| 121 II (DB) | 1.3 16V | 11.1990 03.1996 | 39 | B3 (16V) | 63-00-003 63-01-135 | 23 20 | 73 66 | 89 97 | ->12.1994 01.1995 -> | 63-00-022 63-01-115 | 19 23 | 64 75 | 83 116 | ->12.1994 01.1995 -> Giunto tripodo |
| 121 II (DB) | 1.3 16V | 11.1990 03.1996 | 53 | B3 (16V) | 63-00-003 63-01-135 | 23 20 | 73 66 | 89 97 | ->12.1994 01.1995 -> | 63-00-022 63-01-115 | 19 23 | 64 75 | 83 116 | ->12.1994 01.1995 -> Giunto tripodo |
| 121 III (JASM, JBSM) | 1.3i 16V CABRIO (JJA) | 03.1996 | | | 63-00-007 | 20 | 68 | 85 | | | | | | |
| 2 | 1.4 D | 04.2003 | 50 | F6JA | 63-00-080 | 21 | 68 | 84 | | | | | | |
| 323 I (FA) | 1.3 | 01.1977 05.1980 | 44 | TTC | 63-00-001 | 20 | 71 | 91 | | | | | | |
| 323 I Station Wagon (FA) | 1.3 | 05.1978 05.1986 | 44 | TC | 63-00-001 | 20 | 71 | 91 | | | | | | |
| 323 I Station Wagon (FA) | 1.5 | 04.1982 05.1986 | 52 | D5 | 63-00-001 | 20 | 71 | 91 | | | | | | |
| 323 II (BD) | 1.1 | 11.1980 10.1985 | 40 | E1 | 63-00-003 63-00-079 | 23 22 | 73 70 | 89 88 | 01.1985 -> | 63-00-001 63-00-003 | 20 23 | 71 73 | 91 89 | ->12.1984 |
| 323 II (BD) | 1.3 | 09.1981 10.1985 | 44 | E3 | 63-00-003 63-00-079 | 23 22 | 73 70 | 89 88 | 01.1985 -> | 63-00-001 63-00-003 63-01-101 | 20 23 23 | 71 73 72 | 91 89 96 | ->12.1984 01.1985 -> Automatic trasmission Giunto tripodo |
| 323 II (BD) | 1.3 | 11.1980 10.1989 | 50 | | 63-00-003 63-00-079 | 23 22 | 73 70 | 89 88 | 01.1985 -> | 63-00-001 63-00-003 63-01-101 | 20 23 23 | 71 73 72 | 91 89 96 | ->12.1984 01.1985 -> Automatic trasmission Giunto tripodo |
| 323 II (BD) | 1.5 | 03.1982 09.1986 | 65 | E5 | 63-00-002 63-00-003 | 22 23 | 76 73 | 85 89 | 12.84->12.85 ->11.1984 | 63-00-027 63-00-081 | 21,5 23 | 72 83 | 94 89 | ->11.1984 12.84->12.85 |

A = Inner Diameter
B = Inner Diameter
C = Total Height

A = Diamètre Intérieur
B = Diamètre Intérieur
C = Taille Totale

A = Diámetro Interno
B = Diámetro Interno
C = Altura Total

A = Diametro Interno
B = Diametro Interno
C = Altezza Totale



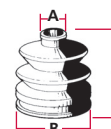
| MODEL MODELLO | VERSION VERSIONE | YEAR ANNO | KW | MOTOR MOTORE | SIDE WHEEL LATO RUOTA | A | B | C | INFO | SIDE GEARSHIFT LATO CAMBIO | A | B | C | INFO |
|-----------------------|------------------|--------------------|----|--------------|------------------------|----------|----------|----------|-------------------------|-------------------------------------|----------------|----------------|----------------|--|
| 323 II (BD) | 1.5 | 11.1980 07.1985 | 59 | | 63-00-003 | 23 | 73 | 89 | | 63-00-027 63-00-072 | 21,5 21 | 72 76 | 94 89 | |
| 323 II (BD) | 1.5 | 05.1981 12.1985 | 55 | E5 | 63-00-002 63-00-003 | 22 23 | 76 73 | 85 89 | 12.1984 -> ->11.1984 | 63-00-027 63-00-081 | 21,5 23 | 72 83 | 94 89 | ->11.1984 12.1984 -> |
| 323 II Hatchback (BD) | 1.1 | 11.1980 10.1985 | 40 | E1 | 63-00-003 63-00-079 | 23 22 | 73 70 | 89 88 | 01.1985 -> | 63-00-001 63-00-003 | 20 23 | 71 73 | 91 89 | ->12.1984 |
| 323 II Hatchback (BD) | 1.3 | 11.1980 10.1985 | 44 | E3 | 63-00-003 63-00-079 | 23 22 | 73 70 | 89 88 | 01.1985 -> | 63-00-001 63-00-003 63-01-101 | 20 23 23 | 71 73 72 | 91 89 96 | ->12.1984 01.1985 -> Automatic trasmission Giunto tripodo |
| 323 II Hatchback (BD) | 1.3 | 11.1980 10.1989 | 50 | | 63-00-003 63-00-079 | 23 22 | 73 70 | 89 88 | 01.1985 -> | 63-00-001 63-00-003 63-01-101 | 20 23 23 | 71 73 72 | 91 89 96 | ->12.1984 01.1985 -> Automatic trasmission Giunto tripodo |
| 323 II Hatchback (BD) | 1.5 | 03.1982 12.1985 | 65 | E5 | 63-00-003 | 23 | 73 | 89 | | 63-00-027 63-00-072 | 21,5 21 | 72 76 | 94 89 | |
| 323 II Hatchback (BD) | 1.5 | 05.1981 07.1985 | 55 | E5 | 63-00-003 | 23 | 73 | 89 | | 63-00-027 63-00-072 | 21,5 21 | 72 76 | 94 89 | |
| 323 II Hatchback (BD) | 1.5 | 11.1980 12.1983 | 63 | E5 | 63-00-003 | 23 | 73 | 89 | | 63-00-027 63-00-072 | 21,5 21 | 72 76 | 94 89 | |
| 323 III (BF) | 1.1 | 08.1985 04.1990 | 40 | | 63-00-079 | 22 | 70 | 88 | ->07.1987 | 63-00-003 | 23 | 73 | 89 | ->07.1987 |
| 323 III (BF) | 1.3 | 08.1985 05.1989 | 44 | E3 | 63-00-079 | 22 | 70 | 88 | | 63-00-003 | 23 | 73 | 89 | |
| 323 III (BF) | 1.5 | 08.1985 05.1989 | 55 | E5 | 63-00-079 | 22 | 70 | 88 | | 63-01-101 | 23 | 72 | 96 | Giunto tripodo |
| 323 III (BF) | 1.5 | 09.1987 10.1989 | 54 | B5 | 63-00-079 | 22 | 70 | 88 | | 63-01-101 | 23 | 72 | 96 | Giunto tripodo |
| 323 III (BF) | 1.5 i | 08.1985 05.1989 | 70 | | 63-00-079 | 22 | 70 | 88 | | 63-01-101 | 23 | 72 | 96 | Giunto tripodo |
| 323 III (BF) | 1.5 i Turbo | 08.1985 05.1989 | 85 | | 63-00-079 | 22 | 70 | 88 | | 63-01-101 | 23 | 72 | 96 | Giunto tripodo |
| 323 III (BF) | 1.6 GT | 01.1986 12.1988 | 77 | B6 | 63-00-003 | 23 | 73 | 89 | | 63-00-027 | 21,5 | 72 | 94 | |
| 323 III (BF) | 1.6 GT | 11.1986 10.1989 | 63 | B6 | 63-00-003 | 23 | 73 | 89 | | 63-00-027 | 21,5 | 72 | 94 | |

A = Inner Diameter
B = Inner Diameter
C = Total Height

A = Diamètre Intérieur
B = Diamètre Intérieur
C = Taille Totale

A = Diámetro Interno
B = Diámetro Interno
C = Altura Total

A = Diametro Interno
B = Diametro Interno
C = Altezza Totale



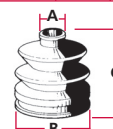
| MODEL MODELLO | VERSION VERSIONE | YEAR ANNO | KW | MOTOR MOTORE | SIDE WHEEL LATO RUOTA | A | B | C | INFO | SIDE GEARSHIFT LATO CAMBIO | A | B | C | INFO |
|------------------------|------------------------|--------------------|-----|--------------|-----------------------|----|----|----|------------|----------------------------|----------|----------|----------|-------------------------|
| 323 III (BF) | 1.6 GT Turbo | 10.1985 11.1991 | 103 | B6 | 63-00-003 | 23 | 73 | 89 | | 63-00-027 | 21,5 | 72 | 94 | |
| 323 III (BF) | 1.7 D | 09.1986 05.1989 | 40 | PN27 | 63-00-003 | 23 | 73 | 89 | | 63-00-027 | 21,5 | 72 | 94 | |
| 323 III (BF) | 1.7 D | 01.1987 05.1989 | 42 | PN46 | 63-00-003 | 23 | 73 | 89 | | 63-00-027 | 21,5 | 72 | 94 | |
| 323 III Hatchback (BF) | 1.1 | 09.1985 10.1989 | 40 | E1 | 63-00-079 | 22 | 70 | 88 | ->07.1987 | 63-00-003 | 23 | 73 | 89 | ->07.1987 |
| 323 III Hatchback (BF) | 1.3 | 09.1985 12.1987 | 44 | E3 | 63-00-079 | 22 | 70 | 88 | | 63-00-003 | 23 | 73 | 89 | |
| 323 III Hatchback (BF) | 1.3 i | 09.1985 08.1989 | 49 | | 63-00-079 | 22 | 70 | 88 | | 63-00-003 | 23 | 73 | 89 | |
| 323 III Hatchback (BF) | 1.5 | 08.1985 05.1989 | 55 | E5 | 63-00-079 | 22 | 70 | 88 | | 63-01-101 | 23 | 72 | 96 | Giunto tripodo |
| 323 III Hatchback (BF) | 1.5 | 09.1987 10.1989 | 54 | B5 | 63-00-079 | 22 | 70 | 88 | | 63-01-101 | 23 | 72 | 96 | Giunto tripodo |
| 323 III Hatchback (BF) | 1.5 i | 08.1985 05.1989 | 70 | E5E3 | 63-00-079 | 22 | 70 | 88 | | 63-01-101 | 23 | 72 | 96 | Giunto tripodo |
| 323 III Hatchback (BF) | 1.5 i Turbo | 08.1985 05.1989 | 85 | E5E2 | 63-00-079 | 22 | 70 | 88 | | 63-01-101 | 23 | 72 | 96 | Giunto tripodo |
| 323 III Hatchback (BF) | 1.6 | 09.1987 10.1989 | 54 | B68 | 63-00-003 | 23 | 73 | 89 | | 63-00-027 | 21,5 | 72 | 94 | |
| 323 III Hatchback (BF) | 1.6 GT | 09.1987 10.1989 | 63 | B6 | 63-00-003 | 23 | 73 | 89 | | 63-00-027 | 21,5 | 72 | 94 | |
| 323 III Hatchback (BF) | 1.6 GT | 08.1985 12.1988 | 77 | B6 | 63-00-003 | 23 | 73 | 89 | | 63-00-027 | 21,5 | 72 | 94 | |
| 323 III Hatchback (BF) | 1.6 GT Turbo 4WD (BF2) | 08.1987 10.1989 | 110 | | 63-00-079 | 22 | 70 | 88 | Front axle | 63-00-003 63-00-022 | 23 19 | 73 64 | 89 83 | Front axle Rear Axle |
| 323 III Hatchback (BF) | 1.6 GT Turbo (BF1) | 10.1985 11.1991 | 103 | B6 | 63-00-003 | 23 | 73 | 89 | | 63-00-027 | 21,5 | 72 | 94 | |
| 323 III Hatchback (BF) | 1.6 GT Turbo 4WD (BF2) | 10.1987 11.1991 | 103 | B6 | 63-00-079 | 22 | 70 | 88 | Front axle | 63-00-003 63-00-022 | 23 19 | 73 64 | 89 83 | Front axle Rear Axle |
| 323 III Hatchback (BF) | 1.7 D | 01.1987 05.1989 | 42 | PN46 | 63-00-003 | 23 | 73 | 89 | | 63-00-027 | 21,5 | 72 | 94 | |

A = Inner Diameter
B = Inner Diameter
C = Total Height

A = Diamètre Intérieur
B = Diamètre Intérieur
C = Taille Totale

A = Diámetro Interno
B = Diámetro Interno
C = Altura Total

A = Diametro Interno
B = Diametro Interno
C = Altezza Totale



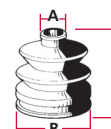
| MODEL MODELLO | VERSION VERSIONE | YEAR ANNO | KW | MOTOR MOTORE | SIDE WHEEL LATO RUOTA | A | B | C | INFO | SIDE GEARSHIFT LATO CAMBIO | A | B | C | INFO |
|----------------------------|------------------|--------------------|-----|--------------|------------------------|----------|----------|----------|--|----------------------------|----------|----------|----------|--|
| 323 III Hatchback (BF) | 1.7 D | 04.1986 05.1989 | 40 | PN27 | 63-00-003 | 23 | 73 | 89 | | 63-00-027 | 21,5 | 72 | 94 | |
| 323 III Station Wagon (BW) | 1.3 | 07.1986 04.1990 | 44 | | 63-00-079 | 22 | 70 | 88 | | 63-00-003 | 23 | 73 | 89 | |
| 323 III Station Wagon (BW) | 1.5 | 05.1986 05.1989 | 55 | B50 B53 E5 | 63-00-079 | 22 | 70 | 88 | | 63-01-101 | 23 | 72 | 96 | Giunto tripodo |
| 323 III Station Wagon (BW) | 1.5 | 01.1987 05.1989 | 54 | B50 B53 B5 | 63-00-079 | 22 | 70 | 88 | | 63-01-101 | 23 | 72 | 96 | Giunto tripodo |
| 323 III Station Wagon (BW) | 1.6 | 09.1987 10.1989 | 54 | | 63-00-003 | 23 | 73 | 89 | | 63-00-027 | 21,5 | 72 | 94 | |
| 323 III Station Wagon (BW) | 1.6 | 09.1986 10.1995 | 63 | B6E B65M | 63-00-003 | 23 | 73 | 89 | | 63-00-027 | 21,5 | 72 | 94 | |
| 323 III Station Wagon (BW) | 1.7 D | 11.1986 10.1989 | 42 | PN26 PN54 | 63-00-003 | 23 | 73 | 89 | | 63-00-027 | 21,5 | 72 | 94 | |
| 323 III Station Wagon (BW) | 1.7 D | 10.1989 03.1993 | 41 | PN26 PN54 | 63-00-003 | 23 | 73 | 89 | | 63-00-001 | 20 | 71 | 91 | |
| 323 III Station Wagon (BW) | 1.7 D | 11.1986 08.1987 | 40 | PN26 | 63-00-003 | 23 | 73 | 89 | | 63-00-027 | 21,5 | 72 | 94 | |
| 323 F IV (BG) | 1.6 16V | 03.1991 10.1994 | 65 | B6 | 63-00-003 63-00-007 | 23 20 | 73 68 | 89 85 | Per giunto GI-309 Per giunto GI-304 | 63-00-001 | 20 | 71 | 91 | Per giunto GI-301 |
| 323 F IV (BG) | 1.8 16V | 09.1989 03.1993 | 103 | BP31 | 63-00-002 | 22 | 76 | 85 | | | | | | |
| 323 F IV (BG) | 1.8 16V | 08.1989 07.1994 | 76 | BP | 63-00-002 63-00-006 | 22 25 | 76 85 | 85 85 | ABS | 63-00-027 | 21,5 | 72 | 94 | |
| 323 F IV (BG) | 1.8 16V GT | 08.1989 07.1994 | 94 | BP (DOHC) | 63-00-002 | 22 | 76 | 85 | | 63-00-027 | 21,5 | 72 | 94 | |
| 323 IV C (BG) | 1.3 | 09.1989 07.1994 | 49 | B3E | 63-00-079 | 22 | 70 | 88 | ->06.1991 | 63-00-003 | 23 | 73 | 89 | ->06.1991 |
| 323 IV C (BG) | 1.3 16V | 09.1989 07.1994 | 54 | | 63-00-079 | 22 | 70 | 88 | ->06.1991 | 63-00-003 | 23 | 73 | 89 | ->06.1991 |
| 323 IV C (BG) | 1.6 16V | 03.1991 10.1994 | 65 | B6 | 63-00-007 | 20 | 68 | 85 | Per giunto GI-304 | 63-00-001 63-00-003 | 20 23 | 71 73 | 91 89 | Per giunto GI-301 Per giunto GI-309 |

A = Inner Diameter
B = Inner Diameter
C = Total Height

A = Diamètre Intérieur
B = Diamètre Intérieur
C = Taille Totale

A = Diámetro Interno
B = Diámetro Interno
C = Altura Total

A = Diametro Interno
B = Diametro Interno
C = Altezza Totale



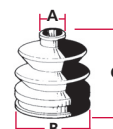
| MODEL MODELLO | VERSION VERSIONE | YEAR ANNO | KW | MOTOR MOTORE | SIDE WHEEL LATO RUOTA | A | B | C | INFO | SIDE GEARSHIFT LATO CAMBIO | A | B | C | INFO |
|---------------|-------------------|--------------------|-----|--------------|-----------------------|----|----|----|-------------------|----------------------------|----------|----------|----------|--|
| 323 IV C (BG) | 1.8 16V | 09.1989 03.1993 | 103 | BP22 BP31 | 63-00-002 | 22 | 76 | 85 | | 63-00-027 | 21,5 | 72 | 94 | |
| 323 IV C (BG) | 1.8 16V GT | 09.1989 03.1993 | 94 | BP (DOHC) | 63-00-002 | 22 | 76 | 85 | | 63-00-027 | 21,5 | 72 | 94 | |
| 323 IV C (BG) | 1.8 16V Turbo 4WD | 09.1990 12.1992 | 120 | | 63-00-079 | 22 | 70 | 88 | Front axle | 63-00-003 63-00-022 | 23 19 | 73 64 | 89 83 | Front axle Rear Axle |
| 323 IV C (BG) | 1.9 16V 2WD/4WD | 01.1990 | | | 63-00-002 | 22 | 76 | 85 | | | | | | |
| 323 IV S (BG) | 1.3 | 09.1989 06.1991 | 49 | B383 B3E | 63-00-079 | 22 | 70 | 88 | | 63-00-003 | 23 | 73 | 89 | |
| 323 IV S (BG) | 1.3 16V | 04.1991 07.1994 | 54 | B3 (16V) | 63-00-002 | 22 | 76 | 85 | | 63-00-001 | 20 | 71 | 91 | |
| 323 IV S (BG) | 1.6 16V | 08.1989 10.1994 | 65 | B6 | 63-00-007 | 20 | 68 | 85 | Per giunto GI-304 | 63-00-001 63-00-003 | 20 23 | 71 73 | 91 89 | Per giunto GI-301 Per giunto GI-309 |
| 323 IV S (BG) | 1.8 16V | 08.1989 07.1994 | 76 | BP52 | 63-00-002 | 22 | 76 | 85 | | 63-00-027 | 21,5 | 72 | 94 | |
| 323 IV S (BG) | 1.8 16V GT | 06.1989 07.1994 | 94 | BP (DOHC) | 63-00-002 | 22 | 76 | 85 | | 63-00-027 | 21,5 | 72 | 94 | |
| 323 IV S (BG) | 1.8 16V Turbo 4WD | 01.1991 07.1994 | 120 | BP Turbo | 63-00-079 | 22 | 70 | 88 | | 63-00-003 63-00-022 | 23 19 | 73 64 | 89 83 | Front axle Rear Axle |
| 323 F V (BA) | 1.5 16V | 07.1994 09.1998 | 65 | Z5-DE | 63-00-001 | 20 | 71 | 91 | | | | | | |
| 323 V C (BA) | 1.3 16V | 08.1994 09.1998 | 54 | B3 (16V) | 63-00-002 | 22 | 76 | 85 | | 63-00-001 | 20 | 71 | 91 | |
| 323 V C (BA) | 1.5 16V | 08.1994 09.1998 | 65 | Z5-DE | 63-00-001 | 20 | 71 | 91 | | | | | | |
| 323 V P (BA) | 1.3 16V | 10.1996 | 54 | B3 (16V) | 63-00-002 | 22 | 76 | 85 | | 63-00-001 | 20 | 71 | 91 | |
| 323 V P (BA) | 1.5 16V | 10.1996 | 65 | Z5-DE | 63-00-001 | 20 | 71 | 91 | | | | | | |
| 323 V S (BA) | 1.3 16V | 08.1994 09.1998 | 54 | B3 (16V) | 63-00-002 | 22 | 76 | 85 | | 63-00-001 | 20 | 71 | 91 | |

A = Inner Diameter
B = Inner Diameter
C = Total Height

A = Diamètre Intérieur
B = Diamètre Intérieur
C = Taille Totale

A = Diámetro Interno
B = Diámetro Interno
C = Altura Total

A = Diametro Interno
B = Diametro Interno
C = Altezza Totale



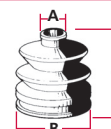
| MODEL MODELLO | VERSION VERSIONE | YEAR ANNO | KW | MOTOR MOTORE | SIDE WHEEL LATO RUOTA | A | B | C | INFO | SIDE GEARSHIFT LATO CAMBIO | A | B | C | INFO |
|-----------------|------------------|--------------------|-----|--------------|-----------------------|----|----|----|------|----------------------------|----|----|-----|----------------|
| 323 V S (BA) | 1.5 16V | 08.1994 09.1998 | 65 | Z5-DE | 63-00-001 | 20 | 71 | 91 | | | | | | |
| 323 F VI (BJ) | 1.5 16V | 09.1998 01.2001 | 65 | | 63-00-001 | 20 | 71 | 91 | | | | | | |
| 323 F VI (BJ) | 1.6 | 01.2001 | 70 | | 63-00-052 | 22 | 73 | 93 | | 63-01-148 | 22 | 80 | 91 | Giunto tripodo |
| 323 F VI (BJ) | 1.6 | 01.2001 | 72 | | 63-00-052 | 22 | 73 | 93 | | 63-01-148 | 22 | 80 | 91 | Giunto tripodo |
| 323 VI P (BJ) | 1.4 16V | 09.1998 | 54 | B3 ME | | | | | | 63-01-148 | 22 | 80 | 91 | Giunto tripodo |
| 323 VI P (BJ) | 1.5 16V | 09.1998 | 65 | | 63-00-052 | 22 | 73 | 93 | | 63-01-148 | 22 | 80 | 91 | Giunto tripodo |
| 323 VI S (BJ) | 1.5 16V | 09.1998 01.2001 | 65 | | 63-00-052 | 22 | 73 | 93 | | 63-01-148 | 22 | 80 | 91 | Giunto tripodo |
| 323 VI S (BJ) | 1.6 | 01.2001 | 72 | | 63-00-052 | 22 | 73 | 93 | | 63-01-148 | 22 | 80 | 91 | Giunto tripodo |
| 323 VI S (BJ) | 1.6 | 01.2001 | 70 | | 63-00-052 | 22 | 73 | 93 | | 63-01-148 | 22 | 80 | 91 | Giunto tripodo |
| 3 | 1.4 | 02.2004 | 59 | | | | | | | 63-00-038 | 23 | 84 | 105 | Right |
| 3 | 1.4 | 10.2003 | 62 | | | | | | | 63-00-038 | 23 | 84 | 105 | Right |
| 3 | 1.6 | 10.2003 | 77 | | | | | | | 63-00-038 | 23 | 84 | 105 | Right |
| 3 | 1.6 DI Turbo | 06.2004 | 80 | Y601 | | | | | | 63-00-038 | 23 | 84 | 105 | Right |
| 3 | 2.0 | 10.2003 | 110 | | | | | | | 63-00-038 | 23 | 84 | 105 | Right |
| 3 Tre volumi | 1.6 | 02.2004 | 77 | | | | | | | 63-00-038 | 23 | 84 | 105 | Right |
| 3 Tre volumi | 1.6 DI Turbo | 06.2004 | 80 | Y601 | | | | | | 63-00-038 | 23 | 84 | 105 | Right |
| 3 Tre volumi | 2.0 | 02.2004 | 110 | | | | | | | 63-00-038 | 23 | 84 | 105 | Right |

A = Inner Diameter
B = Inner Diameter
C = Total Height

A = Diamètre Intérieur
B = Diamètre Intérieur
C = Taille Totale

A = Diámetro Interno
B = Diámetro Interno
C = Altura Total

A = Diametro Interno
B = Diametro Interno
C = Altezza Totale



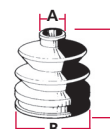
| MODEL MODELLO | VERSION VERSIONE | YEAR ANNO | KW | MOTOR MOTORE | SIDE WHEEL LATO RUOTA | A | B | C | INFO | SIDE GEARSHIFT LATO CAMBIO | A | B | C | INFO |
|-----------------------|------------------|--------------------|----|--------------|------------------------|----------|----------|----------|------|-------------------------------------|------------------|----------------|------------------|---|
| 626 I (CB) | 1.6 | 05.1979 05.1982 | 55 | H6 N NA | 63-00-002 | 22 | 76 | 85 | | | | | | |
| 626 I (CB) | 2.0 | 05.1979 05.1982 | 66 | HE3 M MA | 63-00-002 | 22 | 76 | 85 | | | | | | |
| 626 II (GC) | 1.6 | 11.1982 06.1987 | 59 | F6 | 63-00-002 | 22 | 76 | 85 | | 63-00-027 63-01-101 | 21,5 23 | 72 72 | 94 96 | 02.1985 -> Automatic transmission Giunto tripodo |
| 626 II (GC) | 2.0 | 11.1986 09.1987 | 68 | | 63-00-006 | 25 | 85 | 85 | | 63-00-081 63-01-103 | 23 24 | 83 80 | 89 98 | Giunto tripodo |
| 626 II (GC) | 2.0 | 03.1983 09.1987 | 74 | FE | 63-00-006 | 25 | 85 | 85 | | 63-00-081 63-01-103 | 23 24 | 83 80 | 89 98 | Giunto tripodo |
| 626 II (GC) | 2.0 | 01.1986 09.1987 | 88 | FE | 63-00-006 | 25 | 85 | 85 | | 63-00-081 63-01-103 | 23 24 | 83 80 | 89 98 | Giunto tripodo |
| 626 II (GC) | 2.0 D | 01.1983 06.1987 | 46 | RF46 | 63-00-006 | 25 | 85 | 85 | | 63-00-081 63-01-103 | 23 24 | 83 80 | 89 98 | Giunto tripodo |
| 626 II Hatchback (GC) | 1.6 | 03.1983 09.1987 | 59 | F6 | 63-00-002 | 22 | 76 | 85 | | 63-00-027 63-01-101 | 21,5 23 | 72 72 | 94 96 | 02.1985 -> Automatic transmission Giunto tripodo |
| 626 II Hatchback (GC) | 1.6 | 03.1983 09.1987 | 55 | | 63-00-002 | 22 | 76 | 85 | | 63-00-027 63-01-101 | 21,5 23 | 72 72 | 94 96 | 02.1985 -> Automatic transmission Giunto tripodo |
| 626 II Hatchback (GC) | 2.0 | 01.1985 09.1987 | 68 | | 63-00-006 | 25 | 85 | 85 | | 63-01-103 | 24 | 80 | 98 | Giunto tripodo |
| 626 II Hatchback (GC) | 2.0 | 03.1983 09.1987 | 74 | FE | 63-00-006 | 25 | 85 | 85 | | 63-00-081 63-01-103 | 23 24 | 83 80 | 89 98 | Giunto tripodo |
| 626 II Hatchback (GC) | 2.0 | 01.1986 09.1987 | 88 | FE | 63-00-006 | 25 | 85 | 85 | | 63-00-081 63-01-103 | 23 24 | 83 80 | 89 98 | Giunto tripodo |
| 626 II Hatchback (GC) | 2.0 D | 03.1984 06.1987 | 46 | RF46 | 63-00-006 | 25 | 85 | 85 | | 63-00-081 63-01-103 | 23 24 | 83 80 | 89 98 | Giunto tripodo |
| 626 III (GD) | 1.6 | 06.1987 05.1992 | 60 | | 63-00-002 63-00-006 | 22 25 | 76 85 | 85 85 | ABS | 63-00-027 63-00-036 63-01-101 | 21,5 22 23 | 72 78 72 | 94 90,5 96 | ABS 01.1988 -> Automatic transmission Giunto tripodo |

A = Inner Diameter
B = Inner Diameter
C = Total Height

A = Diamètre Intérieur
B = Diamètre Intérieur
C = Taille Totale

A = Diámetro Interno
B = Diámetro Interno
C = Altura Total

A = Diametro Interno
B = Diametro Interno
C = Altezza Totale



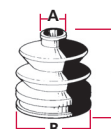
| MODEL MODELLO | VERSION VERSIONE | YEAR ANNO | KW | MOTOR MOTORE | SIDE WHEEL LATO RUOTA | A | B | C | INFO | SIDE GEARSHIFT LATO CAMBIO | A | B | C | INFO |
|--------------------|------------------|--------------------|-----|---------------|------------------------|----------|----------|----------|------------------------|-------------------------------------|------------------|----------------|------------------|--|
| 626 III (GD) | 1.8 | 11.1987 05.1992 | 65 | F8 | 63-00-002 63-00-010 | 22 26 | 76 90 | 85 99 | Automatic transmission | 63-00-027 63-01-101 63-01-103 | 21,5 23 24 | 72 72 80 | 94 96 98 | Automatic transmission Giunto tripodo Automatic transmission Giunto tripodo |
| 626 III (GD) | 2.0 | 09.1987 10.1990 | 66 | FE | 63-00-002 | 22 | 76 | 85 | | 63-01-101 | 23 | 72 | 96 | Giunto tripodo |
| 626 III (GD) | 2.0 12V | 09.1987 05.1992 | 79 | FE (12V) | 63-00-002 | 22 | 76 | 85 | | 63-01-101 | 23 | 72 | 96 | Giunto tripodo |
| 626 III (GD) | 2.0 16V | 11.1987 05.1992 | 103 | FE Kat. (16V) | 63-00-006 | 25 | 85 | 85 | | 63-00-038 63-01-103 | 23 24 | 84 80 | 105 98 | Automatic transmission Giunto tripodo |
| 626 III (GD) | 2.0 16V | 07.1987 09.1989 | 109 | FE Kat. (16V) | 63-00-002 | 22 | 76 | 85 | | 63-01-101 | 23 | 72 | 96 | Giunto tripodo |
| 626 III (GD) | 2.0 D | 07.1987 07.1991 | 44 | RF-N | 63-00-002 | 22 | 76 | 85 | | 63-01-101 | 23 | 72 | 96 | Giunto tripodo |
| 626 III (GD) | 2.2 12V | 11.1987 07.1991 | 85 | F2 | 63-00-010 | 26 | 90 | 99 | 01.1989 -> | | | | | |
| 626 III Coupe (GD) | 1.6 | 06.1987 05.1992 | 60 | | 63-00-002 63-00-006 | 22 25 | 76 85 | 85 85 | ABS | 63-00-027 63-00-036 63-01-101 | 21,5 22 23 | 72 78 72 | 94 90,5 96 | ABS 01.1988 -> Automatic transmission Giunto tripodo |
| 626 III Coupe (GD) | 1.8 | 09.1987 08.1991 | 65 | F8 | 63-00-002 63-00-010 | 22 26 | 76 90 | 85 99 | Automatic transmission | 63-00-027 63-01-101 63-01-103 | 21,5 23 24 | 72 72 80 | 94 96 98 | Automatic transmission Giunto tripodo Automatic transmission Giunto tripodo |
| 626 III Coupe (GD) | 2.0 | 09.1987 10.1990 | 66 | FE | 63-00-002 | 22 | 76 | 85 | | 63-01-101 | 23 | 72 | 96 | Giunto tripodo |
| 626 III Coupe (GD) | 2.0 12V | 09.1987 12.1988 | 79 | FE (12V) | 63-00-002 | 22 | 76 | 85 | | 63-01-101 | 23 | 72 | 96 | Giunto tripodo |
| 626 III Coupe (GD) | 2.0 16V | 12.1987 10.1990 | 103 | FE Kat. (16V) | 63-00-006 | 25 | 85 | 85 | | | | | | |

A = Inner Diameter
B = Inner Diameter
C = Total Height

A = Diamètre Intérieur
B = Diamètre Intérieur
C = Taille Totale

A = Diámetro Interno
B = Diámetro Interno
C = Altura Total

A = Diametro Interno
B = Diametro Interno
C = Altezza Totale



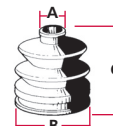
| MODEL MODELLO | VERSION VERSIONE | YEAR ANNO | KW | MOTOR MOTORE | SIDE WHEEL LATO RUOTA | A | B | C | INFO | SIDE GEARSHIFT LATO CAMBIO | A | B | C | INFO |
|------------------------|------------------|--------------------|-----|---------------|------------------------|----------|----------|----------|--------------------------|---|----------------------|--------------------|---------------------|--|
| 626 III Coupe (GD) | 2.0 16V | 06.1987 09.1989 | 109 | FE Kat. (16V) | 63-00-006 | 25 | 85 | 85 | | | | | | |
| 626 III Coupe (GD) | 2.2 12V | 04.1988 12.1991 | 85 | F2 | 63-00-010 | 26 | 90 | 99 | 01.1989 -> | | | | | |
| 626 III Hatchback (GD) | 1.6 | 06.1987 05.1992 | 60 | | 63-00-002 63-00-006 | 22 25 | 76 85 | 85 85 | ABS | 63-00-027 63-00-036 63-01-101 | 21,5 22 23 | 72 78 72 | 94 90,5 96 | ABS 01.1988 -> Automatic trasmission Giunto tripodo |
| 626 III Hatchback (GD) | 1.8 | 11.1987 05.1992 | 65 | F8 | 63-00-002 63-00-010 | 22 26 | 76 90 | 85 99 | Automatic trasmission | 63-00-027 63-01-101 63-01-103 | 21,5 23 24 | 72 72 80 | 94 96 98 | Automatic trasmission Giunto tripodo Automatic trasmission Giunto tripodo |
| 626 III Hatchback (GD) | 1.8 | 11.1987 05.1992 | 69 | | 63-00-002 63-00-010 | 22 26 | 76 90 | 85 99 | Automatic trasmission | 63-00-027 63-01-101 63-01-103 | 21,5 23 24 | 72 72 80 | 94 96 98 | Automatic trasmission Giunto tripodo Automatic trasmission Giunto tripodo |
| 626 III Hatchback (GD) | 2.0 | 09.1987 10.1990 | 66 | FE | 63-00-002 | 22 | 76 | 85 | | 63-01-101 | 23 | 72 | 96 | Giunto tripodo |
| 626 III Hatchback (GD) | 2.0 12V | 11.1987 05.1992 | 79 | FE (12V) | 63-00-002 63-00-006 | 22 25 | 76 85 | 85 85 | | 63-00-038 63-01-101 63-01-103 | 23 23 24 | 84 72 80 | 105 96 98 | Giunto tripodo Automatic trasmission Giunto tripodo |
| 626 III Hatchback (GD) | 2.0 16V | 06.1987 08.1989 | 109 | FE Kat. (16V) | 63-00-022 63-00-079 | 19 22 | 64 70 | 83 88 | Rear Axle Front axle | 63-00-003 63-00-022 | 23 19 | 73 64 | 89 83 | Rear Axle |
| 626 III Hatchback (GD) | 2.0 16V | 11.1987 10.1990 | 103 | FE Kat. (16V) | 63-00-006 | 25 | 85 | 85 | | 63-00-038 63-01-103 | 23 24 | 84 80 | 105 98 | Automatic trasmission Giunto tripodo |
| 626 III Hatchback (GD) | 2.0 D | 07.1987 07.1991 | 44 | RF-N | 63-00-002 | 22 | 76 | 85 | | 63-01-101 | 23 | 72 | 96 | Giunto tripodo |

A = Inner Diameter
B = Inner Diameter
C = Total Height

A = Diamètre Intérieur
B = Diamètre Intérieur
C = Taille Totale

A = Diámetro Interno
B = Diámetro Interno
C = Altura Total

A = Diametro Interno
B = Diametro Interno
C = Altezza Totale



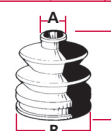
| MODEL MODELLO | VERSION VERSIONE | YEAR ANNO | KW | MOTOR MOTORE | SIDE WHEEL LATO RUOTA | A | B | C | INFO | SIDE GEARSHIFT LATO CAMBIO | A | B | C | INFO |
|----------------------------|-------------------|--------------------|-----|---------------|-----------------------|----|----|-----|-----------------------------|----------------------------|----|----|----------------------------------|----------------------------|
| 626 III Hatchback (GD) | 2.2 12V | 06.1988 04.1992 | 85 | F2 | 63-00-010 | 26 | 90 | 99 | 01.1989 -> | | | | | |
| 626 III Hatchback (GD) | 2.2 12V 4WD | 11.1987 07.1990 | 85 | F2 | 63-00-010 | 26 | 90 | 99 | 01.1989 -> | | | | | |
| 626 III Station Wagon (GV) | 1.8 | 01.1988 03.1992 | 65 | F8 | 63-00-006 | 25 | 85 | 85 | 04.1989 -> ABS | 63-00-003 | 23 | 73 | 89 | 04.1989 -> 4WD |
| | | | | | 63-00-022 | 19 | 64 | 83 | 04.1989 -> Rear Axle4WD | 63-00-022 | 19 | 64 | 83 | 04.1989 -> Rear Axle4WD |
| | | | | | 63-00-079 | 22 | 70 | 88 | 04.1989 -> Front axle4WD | 63-00-038 | 23 | 84 | 105 | 04.1989 -> ABS |
| | | | | | | | | | 63-01-103 | 24 | 80 | 98 | 04.1989 -> ABS Giunto tripodo | |
| 626 III Station Wagon (GV) | 2.0 | 10.1988 09.1997 | 66 | FE | 63-00-006 | 25 | 85 | 85 | 05.1989 -> | 63-00-081 | 23 | 83 | 89 | 05.1989 -> |
| 626 III Station Wagon (GV) | 2.0 16V | 01.1988 03.1992 | 103 | FE Kat. (16V) | 63-00-006 | 25 | 85 | 85 | | 63-01-103 | 24 | 80 | 98 | Giunto tripodo |
| 626 III Station Wagon (GV) | 2.0 D | 09.1988 07.1991 | 44 | RF-N | 63-00-006 | 25 | 85 | 85 | 05.1989 -> | 63-00-081 | 23 | 83 | 89 | 05.1989 -> |
| 626 III Station Wagon (GV) | 2.0 D | 11.1994 09.1997 | 60 | | 63-00-002 | 22 | 76 | 85 | | 63-00-003 | 23 | 73 | 89 | |
| 626 III Station Wagon (GV) | 2.0 D Complex | 05.1993 11.1996 | 55 | RF-CX | 63-00-002 | 22 | 76 | 85 | | 63-00-003 | 23 | 73 | 89 | |
| 626 III Station Wagon (GV) | 2.2 12V | 03.1989 11.1996 | 85 | F2 | 63-00-010 | 26 | 90 | 99 | | | | | | |
| 626 III Station Wagon (GV) | 2.2 12V 4WD | 05.1991 11.1992 | 85 | F2 F2L1 | 63-00-010 | 26 | 90 | 99 | | | | | | |
| 626 IV (GE) | 1.8 i | 01.1992 04.1997 | 77 | FP | 63-00-016 | 20 | 78 | 92 | | | | | | |
| 626 IV (GE) | 1.8 i | 08.1994 04.1997 | 66 | | 63-00-016 | 20 | 78 | 92 | | | | | | |
| 626 IV (GE) | 2.0 i | 01.1992 04.1997 | 85 | FS | 63-00-054 | 23 | 75 | 115 | | 63-00-037 | 21 | 75 | 84 | |
| 626 IV (GE) | 2.0 D GLX Complex | 10.1992 04.1997 | 55 | RF OHC | 63-00-054 | 23 | 75 | 115 | | 63-00-037 | 21 | 75 | 84 | |
| 626 IV Hatchback (GE) | 1.8 | 08.1991 04.1997 | 77 | FP | 63-00-016 | 20 | 78 | 92 | | | | | | |

A = Inner Diameter
B = Inner Diameter
C = Total Height

A = Diamètre Intérieur
B = Diamètre Intérieur
C = Taille Totale

A = Diámetro Interno
B = Diámetro Interno
C = Altura Total

A = Diametro Interno
B = Diametro Interno
C = Altezza Totale



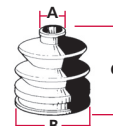
| MODEL MODELLO | VERSION VERSIONE | YEAR ANNO | KW | MOTOR MOTORE | SIDE WHEEL LATO RUOTA | A | B | C | INFO | SIDE GEARSHIFT LATO CAMBIO | A | B | C | INFO |
|--------------------------|-------------------|--------------------|-----|--------------|-----------------------|----|----|------|------|----------------------------|----|----|----|------|
| 626 IV Hatchback (GE) | 1.8 | 08.1994 04.1997 | 66 | | 63-00-016 | 20 | 78 | 92 | | | | | | |
| 626 IV Hatchback (GE) | 2.0 i | 08.1991 04.1997 | 85 | FS | 63-00-054 | 23 | 75 | 115 | | 63-00-037 | 21 | 75 | 84 | |
| 626 IV Hatchback (GE) | 2.0 D GLX Comprex | 01.1993 04.1997 | 55 | RF OHC | 63-00-054 | 23 | 75 | 115 | | 63-00-037 | 21 | 75 | 84 | |
| 626 V (GF) | 2.0 | 05.1997 | 85 | FS | 63-00-053 | 23 | 80 | 94,5 | | 63-00-037 | 21 | 75 | 84 | |
| 626 V (GF) | 2.0 | 04.1998 | 100 | FS2C | 63-00-053 | 23 | 80 | 94,5 | | 63-00-037 | 21 | 75 | 84 | |
| 626 V (GF) | 2.0 Turbo DI | 04.1998 | 74 | | 63-00-055 | 25 | 82 | 110 | | 63-00-037 | 21 | 75 | 84 | |
| 626 V (GF) | 2.0 DITD | 04.1998 | 66 | RF3F | 63-00-055 | 25 | 82 | 110 | | 63-00-037 | 21 | 75 | 84 | |
| 626 V (GF) | 2.0 TD | 10.2000 | 81 | | 63-00-053 | 23 | 80 | 94,5 | | 63-00-037 | 21 | 75 | 84 | |
| 626 V Hatchback (GF) | 2.0 | 05.1997 | 85 | FS | 63-00-053 | 23 | 80 | 94,5 | | 63-00-037 | 21 | 75 | 84 | |
| 626 V Hatchback (GF) | 2.0 H.P. | 02.1998 | 100 | FS2C | 63-00-053 | 23 | 80 | 94,5 | | 63-00-037 | 21 | 75 | 84 | |
| 626 V Hatchback (GF) | 2.0 Turbo DI | 04.1998 | 74 | | 63-00-055 | 25 | 82 | 110 | | 63-00-037 | 21 | 75 | 84 | |
| 626 V Hatchback (GF) | 2.0 DITD | 04.1998 | 66 | RF3F | 63-00-055 | 25 | 82 | 110 | | 63-00-037 | 21 | 75 | 84 | |
| 626 V Hatchback (GF) | 2.0 TD | 10.2000 | 81 | | 63-00-053 | 23 | 80 | 94,5 | | 63-00-037 | 21 | 75 | 84 | |
| 626 V Station Wagon (GW) | 2.0 | 02.1998 | 85 | FS | 63-00-053 | 23 | 80 | 94,5 | | 63-00-037 | 21 | 75 | 84 | |
| 626 V Station Wagon (GW) | 2.0 H.P. | 02.1998 | 100 | FS2C | 63-00-053 | 23 | 80 | 94,5 | | 63-00-037 | 21 | 75 | 84 | |
| 626 V Station Wagon (GW) | 2.0 Turbo DI | 04.1998 | 74 | RF4F | 63-00-055 | 25 | 82 | 110 | | 63-00-037 | 21 | 75 | 84 | |
| 626 V Station Wagon (GW) | 2.0 DITD | 09.1999 | 66 | RF3F | 63-00-055 | 25 | 82 | 110 | | 63-00-037 | 21 | 75 | 84 | |

A = Inner Diameter
B = Inner Diameter
C = Total Height

A = Diamètre Intérieur
B = Diamètre Intérieur
C = Taille Totale

A = Diámetro Interno
B = Diámetro Interno
C = Altura Total

A = Diametro Interno
B = Diametro Interno
C = Altezza Totale



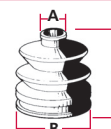
| MODEL MODELLO | VERSION VERSIONE | YEAR ANNO | KW | MOTOR MOTORE | SIDE WHEEL LATO RUOTA | A | B | C | INFO | SIDE GEARSHIFT LATO CAMBIO | A | B | C | INFO |
|--------------------------|------------------|-----------|-----|--------------|-----------------------|----|----|------|------|----------------------------|------------|----------|------------|---------------|
| 626 V Station Wagon (GW) | 2.0 TD | 10.2000 | 81 | | 63-00-053 | 23 | 80 | 94,5 | | 63-00-037 | 21 | 75 | 84 | |
| 6 (GG) | 1.8 | 08.2002 | 88 | | 63-02-220 | 26 | 80 | 114 | Left | 63-00-027 63-00-036 | 21,5 22 | 72 78 | 94 90,5 | Left Right |
| 6 (GG) | 2.0 | 06.2002 | 104 | | 63-02-220 | 26 | 80 | 114 | Left | 63-00-027 63-00-036 | 21,5 22 | 72 78 | 94 90,5 | Left Right |
| 6 (GG) | 2.0 | 03.2005 | 108 | | 63-02-220 | 26 | 80 | 114 | Left | 63-00-027 63-00-036 | 21,5 22 | 72 78 | 94 90,5 | Left Right |
| 6 (GG) | 2.0 DI | 08.2002 | 89 | RF5C | 63-02-220 | 26 | 80 | 114 | Left | 63-00-027 63-00-036 | 21,5 22 | 72 78 | 94 90,5 | Left Right |
| 6 (GG) | 2.0 DI | 06.2005 | 105 | RF7J | 63-02-220 | 26 | 80 | 114 | Left | 63-00-027 63-00-036 | 21,5 22 | 72 78 | 94 90,5 | Left Right |
| 6 (GG) | 2.0 DI | 06.2002 | 100 | | 63-02-220 | 26 | 80 | 114 | Left | 63-00-027 63-00-036 | 21,5 22 | 72 78 | 94 90,5 | Left Right |
| 6 (GG) | 2.3 | 06.2002 | 122 | L3C1 | 63-02-220 | 26 | 80 | 114 | Left | 63-00-027 63-00-036 | 21,5 22 | 72 78 | 94 90,5 | Left Right |
| 6 Hatchback (GG) | 1.8 | 08.2002 | 88 | L813 | 63-02-220 | 26 | 80 | 114 | Left | 63-00-027 63-00-036 | 21,5 22 | 72 78 | 94 90,5 | Left Right |
| 6 Hatchback (GG) | 2.0 | 08.2002 | 104 | LF17 LF18 | 63-02-220 | 26 | 80 | 114 | Left | 63-00-027 63-00-036 | 21,5 22 | 72 78 | 94 90,5 | Left Right |
| 6 Hatchback (GG) | 2.0 | 03.2005 | 108 | | 63-02-220 | 26 | 80 | 114 | Left | 63-00-027 63-00-036 | 21,5 22 | 72 78 | 94 90,5 | Left Right |
| 6 Hatchback (GG) | 2.0 DI | 08.2002 | 89 | RF5C | 63-02-220 | 26 | 80 | 114 | Left | 63-00-027 63-00-036 | 21,5 22 | 72 78 | 94 90,5 | Left Right |
| 6 Hatchback (GG) | 2.0 DI | 06.2005 | 105 | RF7J | 63-02-220 | 26 | 80 | 114 | Left | 63-00-027 63-00-036 | 21,5 22 | 72 78 | 94 90,5 | Left Right |
| 6 Hatchback (GG) | 2.0 DI | 08.2002 | 100 | | 63-02-220 | 26 | 80 | 114 | Left | 63-00-027 63-00-036 | 21,5 22 | 72 78 | 94 90,5 | Left Right |
| 6 Hatchback (GG) | 2.3 | 08.2002 | 122 | L3C1 | 63-02-220 | 26 | 80 | 114 | Left | 63-00-027 63-00-036 | 21,5 22 | 72 78 | 94 90,5 | Left Right |
| 6 Station Wagon (GY) | 1.8 | 08.2002 | 88 | L813 | 63-02-220 | 26 | 80 | 114 | Left | 63-00-027 63-00-036 | 21,5 22 | 72 78 | 94 90,5 | Left Right |
| 6 Station Wagon (GY) | 2.0 | 03.2005 | 108 | | 63-02-220 | 26 | 80 | 114 | Left | 63-00-027 63-00-036 | 21,5 22 | 72 78 | 94 90,5 | Left Right |

A = Inner Diameter
B = Inner Diameter
C = Total Height

A = Diamètre Intérieur
B = Diamètre Intérieur
C = Taille Totale

A = Diámetro Interno
B = Diámetro Interno
C = Altura Total

A = Diametro Interno
B = Diametro Interno
C = Altezza Totale



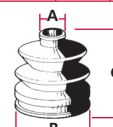
| MODEL MODELLO | VERSIONE VERSIONE | YEAR ANNO | KW | MOTOR MOTORE | SIDE WHEEL LATO RUOTA | A | B | C | INFO | SIDE GEARSHIFT LATO CAMBIO | A | B | C | INFO |
|-----------------------------|-------------------|--------------------|-----|--------------|-----------------------|----|----|-----|------|----------------------------|------------|----------|------------|----------------|
| 6 Station Wagon (GY) | 2.0 | 08.2002 | 104 | LF17 LF18 | 63-02-220 | 26 | 80 | 114 | Left | 63-00-027 63-00-036 | 21,5 22 | 72 78 | 94 90,5 | Left Right |
| 6 Station Wagon (GY) | 2.0 DI | 08.2002 | 89 | RF5C | 63-02-220 | 26 | 80 | 114 | Left | 63-00-027 63-00-036 | 21,5 22 | 72 78 | 94 90,5 | Left Right |
| 6 Station Wagon (GY) | 2.0 DI | 06.2005 | 105 | RF7J | 63-02-220 | 26 | 80 | 114 | Left | 63-00-027 63-00-036 | 21,5 22 | 72 78 | 94 90,5 | Left Right |
| 6 Station Wagon (GY) | 2.0 DI | 08.2002 | 100 | | 63-02-220 | 26 | 80 | 114 | Left | 63-00-027 63-00-036 | 21,5 22 | 72 78 | 94 90,5 | Left Right |
| 6 Station Wagon (GY) | 2.3 | 08.2002 | 122 | | 63-02-220 | 26 | 80 | 114 | Left | 63-00-027 63-00-036 | 21,5 22 | 72 78 | 94 90,5 | Left Right |
| 6 Station Wagon (GY) | 2.3 AWD | 11.2002 | 119 | | 63-02-220 | 26 | 80 | 114 | Left | 63-00-027 63-00-036 | 21,5 22 | 72 78 | 94 90,5 | Left Right |
| DEMIO (DW) | 1.3 16V | 08.1998 | 46 | | 63-00-003 | 23 | 73 | 89 | | 63-01-158 | 22 | 65 | 88 | Giunto tripodo |
| DEMIO (DW) | 1.3 16V | 08.1998 04.2000 | 53 | B3 (16V) | 63-00-003 | 23 | 73 | 89 | | 63-01-158 | 22 | 65 | 88 | Giunto tripodo |
| DEMIO (DW) | 1.5 16V | 04.2000 | 55 | B5 | 63-00-003 | 23 | 73 | 89 | | 63-01-158 | 22 | 65 | 88 | Giunto tripodo |
| E 2000,2200 Autobus (SR1) | 2.0 | 11.1984 02.1988 | 63 | FE18 FEV4 | 63-00-002 | 22 | 76 | 85 | 4WD | 63-00-036 | 22 | 78 | 90,5 | 4WD |
| E 2000,2200 Autobus (SR1) | 2.0 4WD | 10.1988 09.1989 | 60 | FEBN | 63-00-002 | 22 | 76 | 85 | | 63-00-001 | 20 | 71 | 91 | |
| E 2000,2200 Autobus (SR1) | 2.2 D | 01.1984 02.1988 | 46 | R207 | 63-00-002 | 22 | 76 | 85 | 4WD | 63-00-036 | 22 | 78 | 90,5 | 4WD |
| E 2000,2200 Furgonato (SR2) | 2.0 | 05.1985 04.1989 | 63 | FE18 FE58 | 63-00-002 | 22 | 76 | 85 | 4WD | 63-00-036 | 22 | 78 | 90,5 | 4WD |
| E 2000,2200 Furgonato (SR2) | 2.2 D | 05.1985 02.1988 | 46 | R203 R207 | 63-00-002 | 22 | 76 | 85 | 4WD | 63-00-036 | 22 | 78 | 90,5 | 4WD |
| E 2000,2200 Furgonato (SR2) | 2.2 D 4WD | 03.1991 | 47 | R203 R207 | 63-00-002 | 22 | 76 | 85 | | 63-00-001 | 20 | 71 | 91 | |
| MPV I (LV) | 3.0 iV6 | 03.1995 09.1999 | 113 | | 63-00-005 | 22 | 85 | 97 | | | | | | |
| MPV I (LV) | 3.0 iV6 | 05.1996 09.1999 | 109 | | 63-00-005 | 22 | 85 | 97 | | | | | | |

A = Inner Diameter
B = Inner Diameter
C = Total Height

A = Diamètre Intérieur
B = Diamètre Intérieur
C = Taille Totale

A = Diámetro Interno
B = Diámetro Interno
C = Altura Total

A = Diametro Interno
B = Diametro Interno
C = Altezza Totale



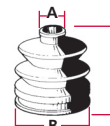
| MODEL MODELLO | VERSION VERSIONE | YEAR ANNO | KW | MOTOR MOTORE | SIDE WHEEL LATO RUOTA | A | B | C | INFO | SIDE GEARSHIFT LATO CAMBIO | A | B | C | INFO |
|---------------|------------------|--------------------|-----|--------------|-----------------------|------|------|-----|------|----------------------------|----|----|-----|----------------|
| MPV II (LW) | 2.0 DI | 07.2002 | 100 | | | | | | | 63-00-010 | 26 | 90 | 99 | |
| MPV II (LW) | 2.3 | 07.2002 | 104 | | | | | | | 63-00-010 | 26 | 90 | 99 | |
| MPV II (LW) | 3.0 V6 | 03.2002 | 147 | | | | | | | 63-00-010 | 26 | 90 | 99 | |
| MX-3 (EC) | 1.6 i | 07.1991 | 65 | B69 | 63-00-003 | 23 | 73 | 89 | | 63-01-138 | 22 | 70 | 97 | Giunto tripodo |
| MX-3 (EC) | 1.6 i | 01.1994 | 79 | B6D | 63-00-003 | 23 | 73 | 89 | | 63-01-158 | 22 | 65 | 88 | Giunto tripodo |
| MX-3 (EC) | 1.8 i V6 | 01.1992 01.1994 | 98 | K819 | 63-00-002 | 22 | 76 | 85 | | 63-01-138 | 22 | 70 | 97 | Giunto tripodo |
| MX-5 I (NA) | 1.6 | 05.1990 01.1994 | 85 | B64F | 63-00-002 | 22 | 76 | 85 | | 63-01-138 | 22 | 70 | 97 | Giunto tripodo |
| MX-5 I (NA) | 1.8 | 02.1994 04.1998 | 96 | BPF1 | 63-00-002 | 22 | 76 | 85 | | 63-01-138 | 22 | 70 | 97 | Giunto tripodo |
| MX-5 II (NB) | 1.6 16V | 05.1998 | 81 | | | | | | | 63-01-137 | 21 | 72 | 95 | |
| MX-5 II (NB) | 1.8 16V | 05.1998 | 103 | BP-ZE | | | | | | 63-01-137 | 21 | 72 | 95 | |
| MX-6 (GE6) | 2.0 | 02.1992 | 85 | FS | 63-00-038 | 23 | 84 | 105 | | 63-00-037 | 21 | 75 | 84 | |
| MX-6 (GE6) | 2.5 24V | 02.1992 | 121 | KL | 63-00-046 | 29,5 | 89,5 | 100 | | 63-00-037 | 21 | 75 | 84 | |
| MX-6 (GE6) | 2.5 i 24V | 08.1994 | 120 | KL | 63-00-010 | 26 | 90 | 99 | | 63-01-160 | 24 | 80 | 109 | |
| PREMACY (CP) | 1.9 | 07.1999 | 74 | FP | 63-00-003 | 23 | 73 | 89 | | 63-01-137 | 21 | 72 | 95 | |
| PREMACY (CP) | 2.0 TD | 10.1999 07.2000 | 66 | RF3F | | | | | | 63-01-137 | 21 | 72 | 95 | |
| RX 7 II (FC) | Turbo | 06.1987 11.1989 | 133 | RE13B | | | | | | 63-00-001 | 20 | 71 | 91 | |
| RX 7 II (FC) | Wankel | 11.1985 04.1989 | 110 | RE13B | | | | | | 63-00-001 | 20 | 71 | 91 | |

A = Inner Diameter
B = Inner Diameter
C = Total Height

A = Diamètre Intérieur
B = Diamètre Intérieur
C = Taille Totale

A = Diámetro Interno
B = Diámetro Interno
C = Altura Total

A = Diametro Interno
B = Diametro Interno
C = Altezza Totale



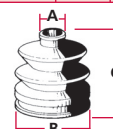
| MODEL MODELLO | VERSION VERSIONE | YEAR ANNO | KW | MOTOR MOTORE | SIDE WHEEL LATO RUOTA | A | B | C | INFO | SIDE GEARSHIFT LATO CAMBIO | A | B | C | INFO |
|---------------|------------------|--------------------|-----|--------------|-----------------------|------|------|-----|------|----------------------------|----|----|-----|------|
| XEDOS 6 (CA) | 1.6 16V | 06.1994 | 79 | B6 | 63-00-038 | 23 | 84 | 105 | | 63-00-037 | 21 | 75 | 84 | |
| XEDOS 6 (CA) | 2.0 V6 | 01.1992 05.1994 | 106 | KF1 | 63-00-038 | 23 | 84 | 105 | | 63-00-037 | 21 | 75 | 84 | |
| XEDOS 9 (TA) | 2.0 24V | 08.1993 01.2000 | 105 | KF | 63-00-038 | 23 | 84 | 105 | | 63-00-037 | 21 | 75 | 84 | |
| XEDOS 9 (TA) | 2.3 24V | 02.1995 01.2000 | 155 | KJ -ZEM | 63-00-046 | 29,5 | 89,5 | 100 | | 63-01-160 | 24 | 80 | 109 | |
| XEDOS 9 (TA) | 2.5 24V | 07.1993 07.2000 | 123 | KL | 63-00-046 | 29,5 | 89,5 | 100 | | 63-01-160 | 24 | 80 | 109 | |

A = Inner Diameter
B = Inner Diameter
C = Total Height

A = Diamètre Intérieur
B = Diamètre Intérieur
C = Taille Totale




A = Diámetro Interno
B = Diámetro Interno
C = Altura Total

A = Diametro Interno
B = Diametro Interno
C = Altezza Totale





MITSUBISHI

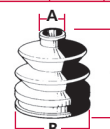
|  | | | | |  | | | | |  | | | | |
|---|--------------------|--------------------|-----|--------------|---|----|----|----|------|---|----------------|----------------|-----------------|-------------------------|
| MODEL MODELLO | VERSION VERSIONE | YEAR ANNO | KW | MOTOR MOTORE | SIDE WHEEL LATO RUOTA | A | B | C | INFO | SIDE GEARSHIFT LATO CAMBIO | A | B | C | INFO |
| CARISMA (DA_) | 1.6 | 07.1995 | 66 | 4 G 92 | 63-00-016 | 20 | 78 | 92 | | | | | | |
| CARISMA (DA_) | 1.8 | 07.1995 | 85 | 4G93 | 63-00-016 | 20 | 78 | 92 | | | | | | |
| CARISMA (DA_) | 1.8 16V | 07.1995 | 103 | 4G93 | 63-00-016 | 20 | 78 | 92 | | | | | | |
| CARISMA (DA_) | 1.8 16V GDI | 09.1997 | 92 | 4G93 | 63-00-016 | 20 | 78 | 92 | | | | | | |
| CARISMA (DA_) | 1.9 DI-D | 09.2000 | 85 | | 63-00-016 | 20 | 78 | 92 | | | | | | |
| CARISMA (DA_) | 1.9 DI-D | 09.2000 | 75 | | 63-00-016 | 20 | 78 | 92 | | | | | | |
| CARISMA (DA_) | 1.9 TD | 10.1996 09.2000 | 66 | F8QT | 63-00-016 | 20 | 78 | 92 | | | | | | |
| CARISMA Tre volumi (DA_) | 1.6 | 09.1996 | 66 | 4 G 92 | 63-00-016 | 20 | 78 | 92 | | | | | | |
| CARISMA Tre volumi (DA_) | 1.8 16V GDI | 09.1997 | 92 | 4G93 | 63-00-016 | 20 | 78 | 92 | | | | | | |
| CARISMA Tre volumi (DA_) | 1.9 DI-D | 09.2000 | 85 | | 63-00-016 | 20 | 78 | 92 | | | | | | |
| CARISMA Tre volumi (DA_) | 1.9 DI-D | 09.2000 | 75 | | 63-00-016 | 20 | 78 | 92 | | | | | | |
| CARISMA Tre volumi (DA_) | 1.9 TD | 10.1996 09.2000 | 66 | F8QT | 63-00-016 | 20 | 78 | 92 | | | | | | |
| COLT I (A15_A) | 1.2 GL (A151A) | 12.1978 01.1984 | 40 | 4 G 11 | 63-00-003 | 23 | 73 | 89 | | 63-00-001 63-00-037 | 20 21 | 71 75 | 91 84 | ->12.1980 01.1981 -> |
| COLT I (A15_A) | 1.4 GLX,GT (A152A) | 05.1979 01.1984 | 51 | 4 G 12 | 63-00-003 | 23 | 73 | 89 | | 63-00-001 63-00-037 63-00-038 | 20 21 23 | 71 75 84 | 91 84 105 | ->12.1980 01.1981 -> |
| COLT I (A15_A) | 1.4 Turbo (A152A) | 09.1981 01.1984 | 77 | 4 G 12 T | 63-00-003 | 23 | 73 | 89 | | 63-00-037 63-00-038 | 21 23 | 75 84 | 84 105 | |
| COLT II (C1_A) | 1.2 EL,GL (C15A) | 02.1984 09.1986 | 40 | 4G16 | 63-00-003 | 23 | 73 | 89 | | | | | | |

A = Inner Diameter
B = Inner Diameter
C = Total Height

A = Diamètre Intérieur
B = Diamètre Intérieur
C = Taille Totale

A = Diámetro Interno
B = Diámetro Interno
C = Altura Total

A = Diametro Interno
B = Diametro Interno
C = Altezza Totale



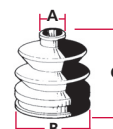
| MODEL MODELLO | VERSION VERSIONE | YEAR ANNO | KW | MOTOR MOTORE | SIDE WHEEL LATO RUOTA | A | B | C | INFO | SIDE GEARSHIFT LATO CAMBIO | A | B | C | INFO |
|-----------------|-------------------------|--------------------|-----|-----------------------|------------------------|----------|----------|------------|-------------------------|----------------------------|----|----|------|------------------------------|
| COLT II (C1_A) | 1.2 EL, GL (C15A) | 09.1986 04.1988 | 44 | 4G16 | 63-00-003 | 23 | 73 | 89 | | | | | | |
| COLT II (C1_A) | 1.6 Turbo ECi (C13A) | 07.1986 04.1988 | 77 | | 63-00-036 | 22 | 78 | 90,5 | | 63-01-101 | 23 | 72 | 96 | Giunto tripodo |
| COLT II (C1_A) | 1.6 Turbo ECi (C13A) | 02.1984 04.1988 | 92 | 4 G 32 T/C | 63-00-002 63-00-036 | 22 22 | 76 78 | 85 90,5 | ->07.1985 08.1985 -> | 63-00-072 | 21 | 76 | 89 | |
| COLT II (C1_A) | 1.8 GL Diesel (C14A) | 02.1984 09.1986 | 43 | 4 D 65 | 63-00-037 | 21 | 75 | 84 | | 63-00-037 | 21 | 75 | 84 | |
| COLT II (C1_A) | 1.8 GL Diesel (C14A) | 09.1986 04.1988 | 44 | 4 D 65 | 63-00-003 | 23 | 73 | 89 | | 63-00-072 | 21 | 76 | 89 | |
| COLT III (C5_A) | 1.3 (C51A) | 04.1988 05.1992 | 51 | | 63-00-003 | 23 | 73 | 89 | | 63-01-137 | 21 | 72 | 95 | |
| COLT III (C5_A) | 1.3 12V (C51A) | 04.1988 05.1992 | 55 | 4 G 13 (BJ90-92, 12V) | 63-00-003 | 23 | 73 | 89 | | 63-01-137 | 21 | 72 | 95 | |
| COLT III (C5_A) | 1.3 GL | 04.1988 12.1990 | 44 | 4 G 13 | 63-00-003 | 23 | 73 | 89 | | | | | | |
| COLT III (C5_A) | 1.5 (C52A) Cat. | 07.1990 05.1992 | 66 | 4 G 15 | 63-00-003 | 23 | 73 | 89 | | 63-01-137 | 21 | 72 | 95 | |
| COLT III (C5_A) | 1.5 GLXi (C52A) | 04.1988 05.1992 | 62 | 4 G 15 | 63-00-003 | 23 | 73 | 89 | | 63-01-137 | 21 | 72 | 95 | |
| COLT III (C5_A) | 1.8 Diesel GLX (C54A) | 04.1988 05.1992 | 44 | 4 D 65 | 63-00-037 | 21 | 75 | 84 | | 63-00-072 | 21 | 76 | 89 | |
| COLT III (C5_A) | 1.8 GTi 16V (C58A) Cat. | 06.1990 05.1992 | 100 | 4G67 | 63-00-036 | 22 | 78 | 90,5 | 08.1991 -> | 63-01-101 | 23 | 72 | 96 | 08.1991 -> Giunto tripodo |
| COLT IV (CA_A) | 1.3 GLi 12V (CA1A) | 04.1992 04.1996 | 55 | 4 G 13 (BJ92-., 12V) | 63-00-003 | 23 | 73 | 89 | | 63-00-036 | 22 | 78 | 90,5 | |
| COLT IV (CA_A) | 1.6 GLXi 16V (CA4A) | 04.1992 04.1996 | 83 | 4 G 92 | 63-00-002 | 22 | 76 | 85 | | 63-00-036 | 22 | 78 | 90,5 | |
| COLT IV (CA_A) | 1.8 GTi 16V (CA5A) | 04.1992 04.1996 | 103 | 4G93 | 63-00-002 | 22 | 76 | 85 | | | | | | |
| COLT VI | 1.1 | 10.2004 | 55 | 3A91 | 63-03-313 | 22 | 75 | 117 | | | | | | |
| COLT VI | 1.3 | 06.2004 | 70 | 4A90 | 63-03-313 | 22 | 75 | 117 | | | | | | |

A = Inner Diameter
B = Inner Diameter
C = Total Height

A = Diamètre Intérieur
B = Diamètre Intérieur
C = Taille Totale

A = Diámetro Interno
B = Diámetro Interno
C = Altura Total

A = Diametro Interno
B = Diametro Interno
C = Altezza Totale



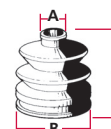
| MODEL MODELLO | VERSIONE VERSIONE | YEAR ANNO | KW | MOTOR MOTORE | SIDE WHEEL LATO RUOTA | A | B | C | INFO | SIDE GEARSHIFT LATO CAMBIO | A | B | C | INFO |
|----------------------------------|-----------------------|--------------------|-----|--------------|------------------------|----------|----------|------------|-------------------------|----------------------------|----------|----------|-----------|---|
| COLT VI | 1.5 DI-D | 08.2004 | 70 | OM639 | 63-03-315 | 24 | 80 | 122 | | | | | | |
| COLT VI | 1.5 DI-D | 08.2004 | 50 | | 63-03-315 | 24 | 80 | 122 | | | | | | |
| COLT LANCER (A7_) | 1.2 | 01.1978 09.1979 | 40 | 4G36 | 63-00-003 | 23 | 73 | 89 | | | | | | |
| COLT LANCER (A7_) | 1.4 | 01.1978 09.1979 | 50 | 4G33 | 63-00-003 | 23 | 73 | 89 | | 63-00-001 63-00-037 | 20 21 | 71 75 | 91 84 | |
| COLT LANCER (A7_) | 1.6 | 01.1978 09.1979 | 60 | 4G32 GS | 63-00-003 | 23 | 73 | 89 | 03.1979 -> | 63-00-001 | 20 | 71 | 91 | 03.1979 -> |
| COLT LANCER Station Wagon (A7_K) | 1.4 | 01.1978 09.1979 | 50 | 4G33 | 63-00-003 | 23 | 73 | 89 | | 63-00-001 63-00-037 | 20 21 | 71 75 | 91 84 | |
| CORDIA (A21_A) | 1.6 GSL (A212A) | 10.1982 12.1986 | 55 | 4G32 | 63-00-002 | 22 | 76 | 85 | | 63-00-038 63-01-137 | 23 21 | 84 72 | 105 95 | Automatic trasmission |
| CORDIA (A21_A) | 1.6 Turbo (A212A) | 10.1982 05.1985 | 84 | 4G32 T | 63-00-002 63-00-005 | 22 22 | 76 85 | 85 97 | Automatic trasmission | 63-00-081 63-01-137 | 23 21 | 83 72 | 89 95 | Automatic trasmission |
| CORDIA (A21_A) | 1.6 Turbo (A212A) | 07.1983 05.1985 | 85 | 4G32 T | 63-00-002 63-00-005 | 22 22 | 76 85 | 85 97 | Automatic trasmission | 63-00-081 63-01-137 | 23 21 | 83 72 | 89 95 | Automatic trasmission |
| CORDIA (A21_A) | 1.8 GSL (A215A) | 11.1985 12.1986 | 66 | 4G37 | 63-00-036 | 22 | 78 | 90,5 | | 63-00-036 | 22 | 78 | 90,5 | |
| CORDIA (A21_A) | 1.8 Turbo ECi (A213A) | 10.1984 12.1986 | 100 | 4G62 T | 63-00-036 | 22 | 78 | 90,5 | | 63-00-036 | 22 | 78 | 90,5 | |
| ECLIPSE I (D2_A) | 2.0 i 16V (D22A) | 04.1991 11.1995 | 110 | 4 G 63 | 63-00-045 | 22,5 | 87 | 101 | 12.1990 -> | 63-01-101 | 23 | 72 | 96 | Giunto tripodo |
| ECLIPSE I (D2_A) | 2.0 i 16V 4x4 | 04.1991 11.1995 | 110 | 4 G 63 | 63-00-036 63-00-072 | 22 21 | 78 76 | 90,5 89 | Front axle Rear Axle | 63-00-089 63-01-101 | 21 23 | 72 72 | 96 96 | Rear Axle Front axle Giunto tripodo |
| GALANT I (A12_) | 1.6 | 01.1977 08.1980 | 55 | 4G32 | 63-00-003 | 23 | 73 | 89 | | | | | | |
| GALANT I Station Wagon (A12_V) | 1.6 GL (A121V) | 01.1979 08.1980 | 55 | 4G32 | 63-00-003 | 23 | 73 | 89 | | | | | | |
| GALANT II (A16_) | 1.6 GLX (A161A) | 09.1980 05.1984 | 55 | 4G32 | 63-00-003 | 23 | 73 | 89 | | | | | | |

A = Inner Diameter
B = Inner Diameter
C = Total Height

A = Diamètre Intérieur
B = Diamètre Intérieur
C = Taille Totale

A = Diámetro Interno
B = Diámetro Interno
C = Altura Total

A = Diametro Interno
B = Diametro Interno
C = Altezza Totale



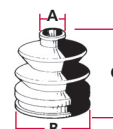
| MODEL MODELLO | VERSION VERSIONE | YEAR ANNO | KW | MOTOR MOTORE | SIDE WHEEL LATO RUOTA | A | B | C | INFO | SIDE GEARSHIFT LATO CAMBIO | A | B | C | INFO |
|---------------------------------|----------------------|--------------------|-----|----------------|------------------------|------------|----------|------------|-------------------------|----------------------------|------------|----------|----------|----------------|
| GALANT II (A16_) | 2.0 Turbo ECi (A164) | 05.1982 05.1984 | 125 | 4 G 63 T (ECI) | 63-00-002 | 22 | 76 | 85 | | 63-00-027 | 21,5 | 72 | 94 | |
| GALANT II Station Wagon (A16_V) | 1.6 GLX (A161V) | 09.1980 05.1984 | 55 | 4G32 | 63-00-003 | 23 | 73 | 89 | | | | | | |
| GALANT III (E1_A) | 1.6 GLX (E11A) | 06.1984 12.1987 | 55 | 4G32 | 63-00-003 | 23 | 73 | 89 | | 63-00-027 63-00-037 | 21,5 21 | 72 75 | 94 84 | |
| GALANT III (E1_A) | 1.8 Turbo-D (E14A) | 06.1984 12.1987 | 60 | 4 D 65 T | 63-00-002 63-00-003 | 22 23 | 76 73 | 85 89 | ->12.1985 01.1986 -> | 63-00-027 63-00-081 | 21,5 23 | 72 83 | 94 89 | |
| GALANT III (E1_A) | 2.0 GLS (E15A) | 06.1986 12.1987 | 66 | G63B | 63-00-010 | 26 | 90 | 99 | | 63-00-081 | 23 | 83 | 89 | |
| GALANT III (E1_A) | 2.0 GLS (E15A) | 06.1984 12.1987 | 75 | 4G63 | 63-00-006 | 25 | 85 | 85 | | | | | | |
| GALANT III (E1_A) | 2.0 Turbo ECi (E15A) | 06.1984 05.1985 | 110 | 4 G 63 T | 63-00-002 63-00-082 | 22 23 | 76 85 | 85 100 | | 63-00-027 63-00-081 | 21,5 23 | 72 83 | 94 89 | |
| GALANT IV (E3_A) | 1.6 | 01.1988 12.1992 | 59 | | 63-00-003 | 23 | 73 | 89 | | | | | | |
| GALANT IV (E3_A) | 1.8 (E32A) | 11.1988 10.1992 | 66 | 4G37 | 63-00-002 63-01-112 | 22 22 | 76 79 | 85 98 | | 63-00-072 | 21 | 76 | 89 | |
| GALANT IV (E3_A) | 1.8 Turbo-D (E34A) | 11.1988 10.1992 | 55 | 4 D 65 T | 63-00-002 63-00-045 | 22 22,5 | 76 87 | 85 101 | | 63-01-101 | 23 | 72 | 96 | Giunto tripodo |
| GALANT IV (E3_A) | 2.0 GTI 16V (E33A) | 11.1988 10.1992 | 107 | 4 G 63 | 63-00-036 | 22 | 78 | 90,5 | | 63-01-101 | 23 | 72 | 96 | Giunto tripodo |
| GALANT IV (E3_A) | 2.0 GTI 16V (E33A) | 11.1988 10.1992 | 106 | 4 G 63 | 63-00-036 | 22 | 78 | 90,5 | | 63-01-101 | 23 | 72 | 96 | Giunto tripodo |
| GALANT IV Tre volumi (E3_A) | 1.8 (E32A) | 11.1987 08.1990 | 63 | 4G37 | 63-00-002 | 22 | 76 | 85 | | 63-00-027 | 21,5 | 72 | 94 | |
| GALANT IV Tre volumi (E3_A) | 1.8 (E32A) | 11.1987 10.1992 | 66 | 4G37 | 63-00-002 | 22 | 76 | 85 | | 63-00-027 | 21,5 | 72 | 94 | |
| GALANT IV Tre volumi (E3_A) | 1.8 Turbo-D (E34A) | 12.1987 10.1992 | 55 | 4 D 65 T | 63-00-007 63-00-036 | 20 22 | 68 78 | 85 90,5 | Rear Axle Front axle | 63-00-089 63-01-101 | 21 23 | 72 72 | 96 96 | Giunto tripodo |
| GALANT IV Tre volumi (E3_A) | 2.0 (E33A) | 11.1987 10.1992 | 80 | 4G63 | 63-00-045 | 22,5 | 87 | 101 | | 63-01-101 | 23 | 72 | 96 | Giunto tripodo |

A = Inner Diameter
B = Inner Diameter
C = Total Height

A = Diamètre Intérieur
B = Diamètre Intérieur
C = Taille Totale

A = Diámetro Interno
B = Diámetro Interno
C = Altura Total

A = Diametro Interno
B = Diametro Interno
C = Altezza Totale



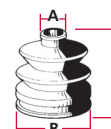
| MODEL MODELLO | VERSION VERSIONE | YEAR ANNO | KW | MOTOR MOTORE | SIDE WHEEL LATO RUOTA | A | B | C | INFO | SIDE GEARSHIFT LATO CAMBIO | A | B | C | INFO |
|---|-----------------------|--------------------|-----|--------------|------------------------|----------|----------|------------|-------------------------|----------------------------|----------|----------|----------|--|
| GALANT IV Tre volumi (E3_A) | 2.0 4x4 (E38A) | 12.1988 10.1992 | 80 | 4G63 | 63-00-007 63-00-036 | 20 22 | 68 78 | 85 90,5 | Rear Axle Front axle | 63-00-089 63-01-101 | 21 23 | 72 72 | 96 96 | Rear Axle Front axle Giunto tripodo |
| GALANT IV Tre volumi (E3_A) | 2.0 GTi 16V | 11.1988 10.1992 | 107 | 4 G 63 | 63-00-036 | 22 | 78 | 90,5 | | 63-01-101 | 23 | 72 | 96 | Giunto tripodo |
| GALANT IV Tre volumi (E3_A) | 2.0 GTi 16V (E33A) | 11.1987 10.1992 | 106 | 4 G 63 | 63-00-045 | 22,5 | 87 | 101 | | 63-01-101 | 23 | 72 | 96 | Giunto tripodo |
| GALANT IV Tre volumi (E3_A) | 2.0 GTi 16V 4x4 | 06.1988 10.1992 | 106 | 4 G 63 | 63-00-007 63-00-036 | 20 22 | 68 78 | 85 90,5 | Rear Axle Front axle | 63-00-089 63-01-101 | 21 23 | 72 72 | 96 96 | Rear Axle Front axle Giunto tripodo |
| GALANT V (E5_A, E7_A, E8_A) | 1.8 (E52A) | 02.1994 08.1996 | 85 | 4G93 | 63-00-003 | 23 | 73 | 89 | | | | | | |
| GALANT V (E5_A, E7_A, E8_A) | 1.8 GLSi (E52A) | 11.1992 08.1996 | 93 | 4G93 | 63-00-003 | 23 | 73 | 89 | | 63-00-072 | 21 | 76 | 89 | |
| GALANT V Tre volumi (E5_A, E7_A, E8_A) | 1.8 (E52A) | 02.1994 08.1996 | 85 | 4G93 | 63-00-003 | 23 | 73 | 89 | | | | | | |
| GALANT V Tre volumi (E5_A, E7_A, E8_A) | 1.8 GLSi (E52A) | 11.1992 08.1996 | 93 | 4G93 | 63-00-003 | 23 | 73 | 89 | | 63-00-072 | 21 | 76 | 89 | |
| L 200 (K__T) | 2.5 D 4WD (K24T) | 12.1987 05.1993 | 51 | 4 D 56 | 63-01-141 | 23 | 87 | 107 | | 63-00-072 | 21 | 76 | 89 | |
| L 200 (K__T) | 2.5 TD 4WD (K34T) | 11.1992 08.1996 | 64 | 4 D 56 T | 63-00-008 | 23 | 86 | 100 | | | | | | |
| L 200 (K__T) | 2.5 TD 4WD | 08.2003 | 98 | | 63-00-085 | 27 | 87 | 125 | | 63-00-081 | 23 | 83 | 89 | |
| L 200 (K__T) | 2.5 TD 4WD (K74T) | 09.2001 | 85 | | 63-00-085 | 27 | 87 | 125 | | 63-00-081 | 23 | 83 | 89 | |
| L 200 (K__T) | 2.5 TD 4x4 | 11.2001 | 74 | | 63-00-085 | 27 | 87 | 125 | | 63-00-081 | 23 | 83 | 89 | |
| L 200 (K__T) | 2.5 TD 4x4 (K74T) | 06.1996 | 73 | | 63-00-008 | 23 | 86 | 100 | | | | | | |
| L 300 Autobus (LO3_P/ G, LO_2P) | 2.3 D (LO38P) | 04.1983 10.1986 | 50 | 4 D 55 | 63-00-008 | 23 | 86 | 100 | | | | | | |

A = Inner Diameter
B = Inner Diameter
C = Total Height

A = Diamètre Intérieur
B = Diamètre Intérieur
C = Taille Totale

A = Diámetro Interno
B = Diámetro Interno
C = Altura Total

A = Diametro Interno
B = Diametro Interno
C = Altezza Totale



| MODEL MODELLO | VERSION VERSIONE | YEAR ANNO | KW | MOTOR MOTORE | SIDE WHEEL LATO RUOTA | A | B | C | INFO | SIDE GEARSHIFT LATO CAMBIO | A | B | C | INFO |
|---|----------------------------|--------------------|----|--------------|------------------------|----------|----------|----------|------------|----------------------------|----------|----------|-----------|------------|
| L 300 Autobus (P0_W, P1_W, P2_W) | 1.6 (P02V, P12V) | 11.1986 | 51 | 4G32 | 63-01-141 | 23 | 87 | 107 | | 63-00-081 | 23 | 83 | 89 | |
| L 300 Autobus (P0_W, P1_W, P2_W) | 2.0 4WD (P23V, P23W) | 12.1986 | 65 | 4G63 | 63-00-008 | 23 | 86 | 100 | | | | | | |
| L 300 Autobus (P0_W, P1_W, P2_W) | 2.0 4WD (P23W) | 11.1986 | 66 | 4G63 | 63-00-008 | 23 | 86 | 100 | | | | | | |
| L 300 Autobus (P0_W, P1_W, P2_W) | 2.5 TD 4WD (P25V, P25V) | 11.1988 | 64 | 4 D 56 T | 63-01-141 | 23 | 87 | 107 | | 63-00-081 | 23 | 83 | 89 | |
| L 300 Furgonato (L03_P) | 2.3 D (L038P, L068P) | 09.1983 10.1986 | 50 | 4 D 55 | 63-00-008 | 23 | 86 | 100 | | | | | | |
| L 300 Furgonato (P0_W, P1_W) | 1.6 (P12V, P02V) | 11.1990 | 51 | 4G32 | 63-01-141 | 23 | 87 | 107 | | 63-00-081 | 23 | 83 | 89 | |
| LANCER I (A17_) | 1.4 GLX (A172) | 09.1979 02.1983 | 50 | 4 G 12 | 63-00-002 63-00-003 | 22 23 | 76 73 | 85 89 | 02.1982 -> | 63-00-001 63-00-038 | 20 23 | 71 84 | 91 105 | 02.1982 -> |
| LANCER F II (A17_) | 1.2 GLX (A171) | 03.1983 01.1984 | 40 | 4 G 11 | 63-00-003 | 23 | 73 | 89 | | 63-00-001 | 20 | 71 | 91 | |
| LANCER F II (A17_) | 1.4 GLX (A172) | 03.1983 01.1984 | 51 | 4 G 12 | 63-00-003 | 23 | 73 | 89 | | 63-00-038 | 23 | 84 | 105 | |
| LANCER F II (A17_) | 1.4 Turbo | 03.1983 01.1984 | 77 | 4 G 12 T | 63-00-003 | 23 | 73 | 89 | | 63-00-038 | 23 | 84 | 105 | |
| LANCER III (C1_A, C6_A) | 1.8 Diesel (C14AS) | 01.1984 09.1986 | 43 | 4 D 65 | 63-00-003 | 23 | 73 | 89 | | 63-00-037 | 21 | 75 | 84 | |
| LANCER III (C1_A, C6_A) | 1.8 Diesel (C14AS) | 09.1986 04.1988 | 44 | 4 D 65 | 63-00-003 | 23 | 73 | 89 | | 63-00-037 | 21 | 75 | 84 | |
| LANCER III Station Wagon (C1_V, C3_V) | 1.8 4x4 (C37V) | 03.1989 12.1990 | 63 | 4G37 | | | | | | 63-00-027 | 21,5 | 72 | 94 | |
| LANCER III Station Wagon (C1_V, C3_V) | 1.8 4x4 (C37V) | 08.1990 06.1992 | 69 | 4G37 | | | | | | 63-00-027 | 21,5 | 72 | 94 | |
| LANCER III Station Wagon (C1_V, C3_V) | 1.8 4x4 (C37V) | 01.1987 08.1989 | 61 | G37B | | | | | | 63-00-027 | 21,5 | 72 | 94 | |
| LANCER III Station Wagon (C1_V, C3_V) | 1.8 4x4 (C37V) | 01.1987 12.1987 | 66 | 4G37 | | | | | | 63-00-027 | 21,5 | 72 | 94 | |

A = Inner Diameter
B = Inner Diameter
C = Total Height

A = Diamètre Intérieur
B = Diamètre Intérieur
C = Taille Totale




A = Diámetro Interno
B = Diámetro Interno
C = Altura Total

A = Diametro Interno
B = Diametro Interno
C = Altezza Totale





MITSUBISHI

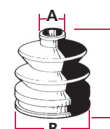
|  | | | | |  | | | | |  | | | | |
|---|-------------------------|--------------------|----|--------------|---|------|----|-----|------|---|------------|----------|----------|----------------|
| MODEL MODELLO | VERSION VERSIONE | YEAR ANNO | KW | MOTOR MOTORE | SIDE WHEEL LATO RUOTA | A | B | C | INFO | SIDE GEARSHIFT LATO CAMBIO | A | B | C | INFO |
| LANCER III Station Wagon (C1_V, C3_V) | 1.8 D (C14V) | 08.1986 06.1992 | 44 | 4 D 65 | 63-00-003 | 23 | 73 | 89 | | 63-00-037 63-01-101 | 21 23 | 75 72 | 84 96 | Giunto tripodo |
| LANCER IV (C6_A, C7_A) | 1.8 GLXi 4x4 (C77A) | 09.1989 06.1992 | 71 | 4G37 | 63-00-003 | 23 | 73 | 89 | | 63-00-027 | 21,5 | 72 | 94 | |
| LANCER IV Tre volumi (C6_A) | 1.3 (C61A) | 08.1988 05.1992 | 51 | | | | | | | 63-00-027 63-01-101 | 21,5 23 | 72 72 | 94 96 | Giunto tripodo |
| LANCER IV Tre volumi (C6_A) | 1.3 (C61A) | 04.1988 05.1992 | 44 | 4 G 13 | 63-00-003 | 23 | 73 | 89 | | 63-00-027 63-01-101 | 21,5 23 | 72 72 | 94 96 | Giunto tripodo |
| LANCER IV Tre volumi (C6_A) | 1.5 (C62A) | 04.1988 05.1992 | 62 | 4 G 15 | 63-00-003 | 23 | 73 | 89 | | 63-00-038 | 23 | 84 | 105 | |
| LANCER V (CB/D_A) | 2.0 Diesel (CB8A) | 06.1992 | 50 | 4 D 68 | 63-00-045 | 22,5 | 87 | 101 | | 63-01-101 | 23 | 72 | 96 | Giunto tripodo |
| LANCER V Station Wagon (CB_W, CD_W) | 1.6 GLXi 16V (CB4W) | 12.1992 | 83 | 4 G 92 | 63-00-002 | 22 | 76 | 85 | | 63-00-037 | 21 | 75 | 84 | |
| LANCER V Station Wagon (CB_W, CD_W) | 1.6 GLXi 16V 4WD (CD4W) | 12.1992 | 83 | 4 G 92 | 63-00-002 | 22 | 76 | 85 | | 63-00-037 | 21 | 75 | 84 | |
| LANCER V Station Wagon (CB_W, CD_W) | 2.0 GLX D (CB8W) | 12.1992 | 50 | 4 D 68 | 63-00-045 | 22,5 | 87 | 101 | | 63-01-101 | 23 | 72 | 96 | Giunto tripodo |
| LANCER Station wagon | 1.6 | 09.2003 | 72 | 4G18 | 63-02-220 | 26 | 80 | 114 | | | | | | |
| LANCER Station wagon | 2.0 | 09.2003 | 99 | 4 G 63 | 63-02-220 | 26 | 80 | 114 | | | | | | |
| LANCER Tre volumi | 1.3 | 09.2003 | 60 | | 63-02-220 | 26 | 80 | 114 | | | | | | |
| LANCER Tre volumi | 1.6 | 09.2003 | 72 | | 63-02-220 | 26 | 80 | 114 | | | | | | |
| LANCER Tre volumi | 2.0 | 12.2003 | 99 | | 63-02-220 | 26 | 80 | 114 | | | | | | |
| PAJERO I (L04_G, L14_G) | 2.0 4WD | 01.1982 | | | 63-00-010 | 26 | 90 | 99 | | 63-00-081 | 23 | 83 | 89 | |
| PAJERO I (L04_G, L14_G) | 2.5 TD (L044G, L049G) | 11.1989 11.1990 | 70 | 4 D 56 T | 63-00-010 | 26 | 90 | 99 | | 63-00-081 | 23 | 83 | 89 | |

A = Inner Diameter
B = Inner Diameter
C = Total Height

A = Diamètre Intérieur
B = Diamètre Intérieur
C = Taille Totale

A = Diámetro Interno
B = Diámetro Interno
C = Altura Total

A = Diametro Interno
B = Diametro Interno
C = Altezza Totale



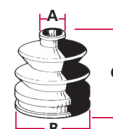
| MODEL MODELLO | VERSION VERSIONE | YEAR ANNO | KW | MOTOR MOTORE | SIDE WHEEL LATO RUOTA | A | B | C | INFO | SIDE GEARSHIFT LATO CAMBIO | A | B | C | INFO |
|---|---------------------------|--------------------|-----|--------------|------------------------|----------|----------|-----------|------|----------------------------|----|----|----|------|
| PAJERO I (L04_G, L14_G) | 3.0 V6 (L141G, L146G) | 11.1988 11.1990 | 104 | 6G72 | 63-00-010 63-00-085 | 26 27 | 90 87 | 99 125 | | 63-00-081 | 23 | 83 | 89 | |
| PAJERO I Fuoristrada aperto (L04_G) | 2.3 TD (L043G, L048G) | 12.1982 04.1986 | 62 | 4 D 55 T | 63-00-010 | 26 | 90 | 99 | | 63-00-081 | 23 | 83 | 89 | |
| PAJERO I Fuoristrada aperto (L04_G) | 2.5 TD (L044G, L049G) | 05.1986 10.1989 | 62 | 4 D 56 T | 63-00-010 | 26 | 90 | 99 | | 63-00-081 | 23 | 83 | 89 | |
| PAJERO I Fuoristrada aperto (L04_G) | 2.5 TD (L044G, L049G) | 11.1989 11.1990 | 70 | 4 D 56 T | 63-00-010 | 26 | 90 | 99 | | 63-00-081 | 23 | 83 | 89 | |
| PAJERO II (V2_W, V4_W) | 2.5 TD (V24C, V24W) | 12.1990 04.2000 | 73 | 4 D 56 TD | 63-00-085 | 27 | 87 | 125 | | 63-00-081 | 23 | 83 | 89 | |
| PAJERO II (V2_W, V4_W) | 2.8 TD (V46W) | 06.1994 04.2000 | 92 | 4 M 40 | 63-00-010 63-00-085 | 26 27 | 90 87 | 99 125 | | 63-00-081 | 23 | 83 | 89 | |
| PAJERO II (V2_W, V4_W) | 3.0 V6 (V23W, V43W, V23C) | 12.1990 12.1995 | 110 | 6G72 | 63-00-010 63-00-085 | 26 27 | 90 87 | 99 125 | | 63-00-081 | 23 | 83 | 89 | |
| PAJERO II (V2_W, V4_W) | 3.0 V6 24V | 06.1994 05.1997 | 133 | 6G72 | 63-00-085 | 27 | 87 | 125 | | 63-00-081 | 23 | 83 | 89 | |
| PAJERO II (V2_W, V4_W) | 3.5 V6 24V (V25W, V45W) | 06.1994 04.2000 | 153 | | 63-00-085 | 27 | 87 | 125 | | 63-00-081 | 23 | 83 | 89 | |
| PAJERO II Fuoristrada aperto (V2_W, V4_W) | 2.5 TD (V24C, V24W) | 12.1990 04.2000 | 73 | 4 D 56 TD | 63-00-085 | 27 | 87 | 125 | | 63-00-081 | 23 | 83 | 89 | |
| PAJERO II Fuoristrada aperto (V2_W, V4_W) | 3.0 V6 (V23W, V43W, V23C) | 12.1990 12.1995 | 110 | 6G72 | 63-00-010 63-00-085 | 26 27 | 90 87 | 99 125 | | 63-00-081 | 23 | 83 | 89 | |
| PAJERO II Fuoristrada aperto (V2_W, V4_W) | 3.0 V6 24V | 06.1994 04.2000 | 133 | | 63-00-085 | 27 | 87 | 125 | | 63-00-081 | 23 | 83 | 89 | |
| PAJERO III (V60) | 3.2 DI-D (V68W, V78W) | 04.2000 10.2001 | 121 | | 63-00-085 | 27 | 87 | 125 | | 63-00-081 | 23 | 83 | 89 | |
| PAJERO III (V60) | 3.5 V6 GDI | 04.2000 | 149 | | 63-00-085 | 27 | 87 | 125 | | 63-00-081 | 23 | 83 | 89 | |
| PAJERO CLASSIC (V2_W) | 2.5 TD | 07.2002 | 85 | | 63-00-085 | 27 | 87 | 125 | | 63-00-081 | 23 | 83 | 89 | |
| PAJERO SPORT (K90) | 2.5 TD | 07.2002 | 85 | | 63-00-085 | 27 | 87 | 125 | | 63-00-081 | 23 | 83 | 89 | |

A = Inner Diameter
B = Inner Diameter
C = Total Height

A = Diamètre Intérieur
B = Diamètre Intérieur
C = Taille Totale




A = Diámetro Interno
B = Diámetro Interno
C = Altura Total

A = Diametro Interno
B = Diametro Interno
C = Altezza Totale





MITSUBISHI

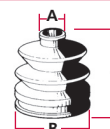
|  | | | | |  | | | | |  | | | | |
|---|-----------------------|--------------------|-----|---------------|---|----------|----------|----------|------|---|----------|----------|----------|----------------|
| MODEL MODELLO | VERSION VERSIONE | YEAR ANNO | KW | MOTOR MOTORE | SIDE WHEEL LATO RUOTA | A | B | C | INFO | SIDE GEARSHIFT LATO CAMBIO | A | B | C | INFO |
| PAJERO SPORT (K90) | 3.0 V6 | 11.1998 | 130 | | 63-00-085 | 27 | 87 | 125 | | 63-00-081 | 23 | 83 | 89 | |
| SPACE GEAR (PA/B/D_V/W) | 2.5 TD (PA5V/W, PB5V) | 05.1995 | 73 | 4 D 56 TD | | | | | | 63-00-081 | 23 | 83 | 89 | |
| SPACE GEAR (PA/B/D_V/W) | 2.5 TD (PA5V/W, PB5V) | 05.1995 | 64 | 4 D 56 T | | | | | | 63-00-081 | 23 | 83 | 89 | |
| SPACE GEAR (PA/B/D_V/W) | 2.5 TD 4x4 (PD5V/W) | 05.1995 | 73 | 4 D 56 TD | | | | | | 63-00-081 | 23 | 83 | 89 | |
| SPACE RUNNER (N1_W, N2_W) | 1.8 (N11W)/ RVR | 10.1991 08.1999 | 90 | 4G93 | 63-00-038 | 23 | 84 | 105 | | 63-01-101 | 23 | 72 | 96 | Giunto tripodo |
| SPACE RUNNER (N1_W, N2_W) | 1.8 4x4 (N21W)/ RVR | 10.1991 08.1999 | 90 | 4G93 | 63-00-038 | 23 | 84 | 105 | | 63-01-101 | 23 | 72 | 96 | Giunto tripodo |
| SPACE RUNNER (N50) | 2.0 | 08.1999 | 100 | | 63-00-048 | 24 | 82,5 | 123 | | 63-00-036 | 22 | 78 | 90,5 | |
| SPACE RUNNER (N50) | 2.4 GDI | 08.1999 | 110 | 4G64 (GDI) | 63-00-048 | 24 | 82,5 | 123 | | 63-00-036 | 22 | 78 | 90,5 | |
| SPACE STAR (DG0) | 1.3 16V | 06.1998 | 63 | 4 G 13 (16 V) | 63-03-321 | 40 | 89 | 86 | | 63-03-320 | 23 | 80 | 115 | Right |
| SPACE STAR (DG0) | 1.3 16V | 09.2000 | 60 | | 63-03-321 | 40 | 89 | 86 | | 63-03-320 | 23 | 80 | 115 | Right |
| SPACE STAR (DG0) | 1.3 16V | 12.1998 | 61 | | 63-03-321 | 40 | 89 | 86 | | 63-03-320 | 23 | 80 | 115 | Right |
| SPACE WAGON (D0_V/W) | 1.8 GLX (D05V, D05W) | 01.1984 12.1988 | 66 | 4G37 | 63-00-002 63-00-003 | 22 23 | 76 73 | 85 89 | | 63-00-037 63-00-081 | 21 23 | 75 83 | 84 89 | Giunto tripodo |
| SPACE WAGON (D0_V/W) | 1.8 TD (D09W) | 06.1986 04.1991 | 55 | 4 D 65 T | 63-00-036 | 22 | 78 | 90,5 | | 63-00-072 | 21 | 76 | 89 | |
| SPACE WAGON (D0_V/W) | 2.0 4x4 (D08W) | 03.1985 04.1991 | 75 | 4G63 | 63-00-006 | 25 | 85 | 85 | | | | | | |
| SPACE WAGON (D0_V/W) | 2.0 GLX (D04W) | 06.1986 05.1988 | 62 | G63B | 63-00-003 | 23 | 73 | 89 | | 63-00-072 | 21 | 76 | 89 | |
| SPACE WAGON (D0_V/W) | 2.0 GLX 4x4 (D08W) | 06.1986 05.1988 | 62 | G63B | 63-00-003 | 23 | 73 | 89 | | 63-00-072 | 21 | 76 | 89 | |
| SPACE WAGON (D0_V/W) | 2.0 GLXi (D04W) | 06.1988 04.1991 | 74 | 4G63 | 63-00-003 | 23 | 73 | 89 | | 63-00-081 | 23 | 83 | 89 | |

A = Inner Diameter
B = Inner Diameter
C = Total Height

A = Diamètre Intérieur
B = Diamètre Intérieur
C = Taille Totale

A = Diámetro Interno
B = Diámetro Interno
C = Altura Total

A = Diametro Interno
B = Diametro Interno
C = Altezza Totale



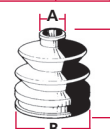
| MODEL MODELLO | VERSION VERSIONE | YEAR ANNO | KW | MOTOR MOTORE | SIDE WHEEL LATO RUOTA | A | B | C | INFO | SIDE GEARSHIFT LATO CAMBIO | A | B | C | INFO |
|--------------------------|---------------------|--------------------|-----|--------------|-------------------------------------|----------------|----------------|-----------------|------|----------------------------|------------|----------|----------|----------------|
| SPACE WAGON (N3_W, N4_W) | 1.8 TD (N35W) | 10.1991 10.1998 | 55 | 4 D 65 T | 63-00-003 | 23 | 73 | 89 | | 63-01-138 | 22 | 70 | 97 | Giunto tripodo |
| SPACE WAGON (N3_W, N4_W) | 2.0 GLXi 4x4 (N43W) | 10.1992 10.1998 | 98 | 4 G 63 | 63-00-085 | 27 | 87 | 125 | | 63-01-138 | 22 | 70 | 97 | Giunto tripodo |
| SPACE WAGON (N3_W, N4_W) | 2.0 TD GLX (N38W) | 10.1992 10.1998 | 60 | 4D68 T | 63-00-085 | 27 | 87 | 125 | | 63-01-138 | 22 | 70 | 97 | Giunto tripodo |
| SPACE WAGON (N5_W) | 2.4 GDI | 10.1998 | 108 | | 63-00-048 | 24 | 82,5 | 123 | | 63-00-036 | 22 | 78 | 90,5 | |
| TREDIA (A21_) | 1.4 GLX (A211) | 10.1982 08.1985 | 51 | 4 G 12 | 63-00-003 | 23 | 73 | 89 | | 63-00-027 | 21,5 | 72 | 94 | |
| TREDIA (A21_) | 1.6 (A212) GLS | 09.1982 10.1987 | 55 | 4G32 | 63-00-002 63-00-003 | 22 23 | 76 73 | 85 89 | | 63-00-027 63-00-037 | 21,5 21 | 72 75 | 94 84 | |
| TREDIA (A21_) | 1.6 Turbo (A212) | 09.1982 05.1985 | 84 | 4G32 T | 63-00-002 63-00-003 | 22 23 | 76 73 | 85 89 | | 63-00-027 63-00-037 | 21,5 21 | 72 75 | 94 84 | |
| TREDIA (A21_) | 1.6 Turbo (A212) | 09.1982 07.1984 | 85 | 4G32 T | 63-00-002 | 22 | 76 | 85 | | 63-00-027 | 21,5 | 72 | 94 | |
| TREDIA (A21_) | 1.8 GLS (A215) | 08.1984 07.1986 | 66 | 4G37 | 63-00-002 63-00-003 63-00-082 | 22 23 23 | 76 73 85 | 85 89 100 | | 63-00-027 63-00-037 | 21,5 21 | 72 75 | 94 84 | |
| TREDIA (A21_) | 1.8 Turbo | 08.1984 07.1986 | 100 | G62B | 63-00-003 63-00-082 | 23 23 | 73 85 | 89 100 | | 63-00-027 63-00-081 | 21,5 23 | 72 83 | 94 89 | |

A = Inner Diameter
B = Inner Diameter
C = Total Height

A = Diamètre Intérieur
B = Diamètre Intérieur
C = Taille Totale

A = Diámetro Interno
B = Diámetro Interno
C = Altura Total

A = Diametro Interno
B = Diametro Interno
C = Altezza Totale



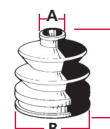
| MODEL MODELLO | VERSION VERSIONE | YEAR ANNO | KW | MOTOR MOTORE | SIDE WHEEL LATO RUOTA | A | B | C | INFO | SIDE GEARSHIFT LATO CAMBIO | A | B | C | INFO |
|---------------------------|------------------|--------------------|-----|--------------|-----------------------|----|----|----|------|----------------------------|----|----|-----|---------------|
| 100 NX (B13) | 2.0 GTI | 03.1991 10.1994 | 105 | SR20DE | 63-00-005 | 22 | 85 | 97 | | 63-00-087 | 22 | 83 | 100 | |
| ALMERA I (N15) | 1.4 | 09.1995 07.2000 | 64 | GA14DE | 63-00-016 | 20 | 78 | 92 | | 63-00-089 | 21 | 72 | 96 | |
| ALMERA I (N15) | 1.4 GX,LX | 09.1995 07.2000 | 55 | GA14DE | 63-00-016 | 20 | 78 | 92 | | 63-00-089 | 21 | 72 | 96 | |
| ALMERA I (N15) | 1.6 | 09.1995 07.2000 | 73 | GA16DE | 63-00-005 | 22 | 85 | 97 | | 63-00-087 | 22 | 83 | 100 | |
| ALMERA I (N15) | 1.6 SLX | 09.1995 07.2000 | 66 | GA16DE | 63-00-005 | 22 | 85 | 97 | | 63-00-087 | 22 | 83 | 100 | |
| ALMERA I (N15) | 2.0 D | 11.1995 07.2000 | 55 | CD20 | 63-00-016 | 20 | 78 | 92 | | 63-00-087 | 22 | 83 | 100 | |
| ALMERA I Hatchback (N15) | 1.4 | 09.1995 03.2000 | 64 | GA14DE | 63-00-016 | 20 | 78 | 92 | | 63-00-089 | 21 | 72 | 96 | |
| ALMERA I Hatchback (N15) | 1.4 S,GX,LX | 09.1995 03.2000 | 55 | GA14DE | 63-00-016 | 20 | 78 | 92 | | 63-00-089 | 21 | 72 | 96 | |
| ALMERA I Hatchback (N15) | 1.6 | 09.1995 03.2000 | 73 | GA16DE | 63-00-005 | 22 | 85 | 97 | | 63-00-087 | 22 | 83 | 100 | |
| ALMERA I Hatchback (N15) | 1.6 SR,SLX | 09.1995 03.2000 | 66 | GA16DE | 63-00-005 | 22 | 85 | 97 | | 63-00-087 | 22 | 83 | 100 | |
| ALMERA I Hatchback (N15) | 2.0 D | 11.1995 03.2000 | 55 | CD20 | 63-00-016 | 20 | 78 | 92 | | 63-00-087 | 22 | 83 | 100 | |
| ALMERA I Hatchback (N15) | 2.0 GTi | 07.1996 03.2000 | 105 | SR20DE | 63-00-012 | 22 | 89 | 85 | | | | | | |
| ALMERA II (N16) | 1.5 | 07.2000 | 66 | QG15DE | 63-00-016 | 20 | 78 | 92 | | 63-00-089 | 21 | 72 | 96 | Made in Japan |
| ALMERA II (N16) | 1.8 | 07.2000 | 84 | QG18DE | 63-00-005 | 22 | 85 | 97 | | 63-00-087 | 22 | 83 | 100 | |
| ALMERA II (N16) | 2.2 Di | 07.2000 | 81 | YD22DDT | 63-00-016 | 20 | 78 | 92 | | 63-00-087 | 22 | 83 | 100 | Made in Japan |
| ALMERA II Hatchback (N16) | 1.5 | 03.2000 | 66 | QG15DE | 63-00-016 | 20 | 78 | 92 | | 63-00-089 | 21 | 72 | 96 | Made in Japan |
| ALMERA II Hatchback (N16) | 1.8 | 03.2000 | 84 | QG18DE | 63-00-005 | 22 | 85 | 97 | | 63-00-087 | 22 | 83 | 100 | |

A = Inner Diameter
B = Inner Diameter
C = Total Height

A = Diamètre Intérieur
B = Diamètre Intérieur
C = Taille Totale

A = Diámetro Interno
B = Diámetro Interno
C = Altura Total

A = Diametro Interno
B = Diametro Interno
C = Altezza Totale



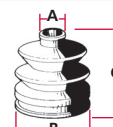
| MODEL MODELLO | VERSION VERSIONE | YEAR ANNO | KW | MOTOR MOTORE | SIDE WHEEL LATO RUOTA | A | B | C | INFO | SIDE GEARSHIFT LATO CAMBIO | A | B | C | INFO |
|-------------------------------|--------------------|--------------------|-----|--------------|------------------------|----------|----------|----------|-----------|----------------------------|----------|----------|-----------|---------------|
| ALMERA II Hatchback (N16) | 2.2 Di | 03.2000 | 81 | YD2DDT | 63-00-016 | 20 | 78 | 92 | | 63-00-087 | 22 | 83 | 100 | Made in Japan |
| ALMERA TINO (V10) | 1.8 | 08.2000 | 84 | QG18DE | 63-00-019 | 23 | 82 | 98,5 | | 63-00-037 | 21 | 75 | 84 | |
| ALMERA TINO (V10) | 2.0 | 08.2000 | 100 | SR20DE | 63-00-009 | 23 | 96 | 93 | | 63-00-087 | 22 | 83 | 100 | |
| ALMERA TINO (V10) | 2.2 Di | 08.2000 | 84 | YD2DDTi | 63-00-016 | 20 | 78 | 92 | | 63-00-087 | 22 | 83 | 100 | |
| BLUEBIRD (910) | 1.6 | 01.1980 11.1983 | 60 | | 63-00-005 | 22 | 85 | 97 | | 63-00-087 | 22 | 83 | 100 | |
| BLUEBIRD (910) | 1.8 | 01.1980 12.1983 | 65 | L18S | 63-00-005 | 22 | 85 | 97 | | 63-00-087 | 22 | 83 | 100 | |
| BLUEBIRD (910) | 2.0 D | 01.1980 12.1983 | 44 | LD20 | 63-00-005 | 22 | 85 | 97 | | 63-00-087 | 22 | 83 | 100 | |
| BLUEBIRD (910) | 2.0 TD | 01.1983 09.1983 | 57 | LD20T | 63-00-009 | 23 | 96 | 93 | | 63-00-088 | 24 | 90 | 99 | |
| BLUEBIRD Coupe (910) | 1.8 | 01.1980 05.1984 | 66 | L18T | 63-00-005 | 22 | 85 | 97 | | 63-00-087 | 22 | 83 | 100 | |
| BLUEBIRD Traveller (W910) | 1.8 | 01.1980 05.1984 | 65 | L18S | 63-00-005 | 22 | 85 | 97 | | 63-00-087 | 22 | 83 | 100 | |
| BLUEBIRD Traveller (W910) | 2.0 D | 01.1980 05.1984 | 44 | LD20 | 63-00-005 | 22 | 85 | 97 | | 63-00-087 | 22 | 83 | 100 | |
| BLUEBIRD (T72 , T12) | 1.6 | 03.1986 06.1990 | 61 | CA16S | 63-00-005 63-00-016 | 22 20 | 85 78 | 97 92 | U11 | 63-00-087 63-00-089 | 22 21 | 83 72 | 100 96 | U11 |
| BLUEBIRD (T72 , T12) | 1.8 Turbo | 12.1985 05.1990 | 99 | CA18T | 63-00-009 | 23 | 96 | 93 | | 63-00-088 | 24 | 90 | 99 | |
| BLUEBIRD (T72 , T12) | 2.0 (T12) | 12.1985 12.1987 | 75 | CA20S | 63-00-005 | 22 | 85 | 97 | | 63-00-087 | 22 | 83 | 100 | |
| BLUEBIRD (T72 , T12) | 2.0 i (HLT72, T12) | 12.1985 12.1990 | 77 | CA20E | 63-00-009 | 23 | 96 | 93 | ->09.1987 | 63-00-088 | 24 | 90 | 99 | ->09.1987 |
| BLUEBIRD (T72 , T12) | 2.0 D (SLT72, T12) | 03.1986 12.1990 | 49 | LD20 | 63-00-009 | 23 | 96 | 93 | | 63-00-088 | 24 | 90 | 99 | |
| BLUEBIRD Hatchback (T72, T12) | 1.6 | 03.1986 06.1990 | 61 | CA16S | 63-00-005 63-00-016 | 22 20 | 85 78 | 97 92 | U11 | 63-00-087 63-00-089 | 22 21 | 83 72 | 100 96 | U11 |

A = Inner Diameter
B = Inner Diameter
C = Total Height

A = Diamètre Intérieur
B = Diamètre Intérieur
C = Taille Totale

A = Diámetro Interno
B = Diámetro Interno
C = Altura Total

A = Diametro Interno
B = Diametro Interno
C = Altezza Totale



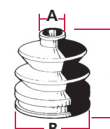
| MODEL MODELLO | VERSION VERSIONE | YEAR ANNO | KW | MOTOR MOTORE | SIDE WHEEL LATO RUOTA | A | B | C | INFO | SIDE GEARSHIFT LATO CAMBIO | A | B | C | INFO |
|-------------------------------|---------------------|--------------------|----|--------------|------------------------|----------|----------|----------|-----------|----------------------------|----------|----------|------------|-----------|
| BLUEBIRD Hatchback (T72, T12) | 1.6 | 03.1986 06.1991 | 66 | | 63-00-005 63-00-016 | 22 20 | 85 78 | 97 92 | U11 | 63-00-087 63-00-089 | 22 21 | 83 72 | 100 96 | U11 |
| BLUEBIRD Hatchback (T72, T12) | 1.8 Turbo | 12.1985 05.1990 | 99 | CA18T | 63-00-009 | 23 | 96 | 93 | | 63-00-088 | 24 | 90 | 99 | |
| BLUEBIRD Hatchback (T72, T12) | 2.0 (T12) | 12.1985 12.1987 | 75 | CA20S | 63-00-005 | 22 | 85 | 97 | | 63-00-087 | 22 | 83 | 100 | |
| BLUEBIRD Hatchback (T72, T12) | 2.0 i (FH172, T12) | 12.1985 12.1990 | 77 | CA20E | 63-00-009 | 23 | 96 | 93 | ->09.1987 | 63-00-088 | 24 | 90 | 99 | ->09.1987 |
| BLUEBIRD Hatchback (T72, T12) | 2.0 D (FSLT72, T12) | 03.1986 12.1990 | 49 | LD20 | 63-00-009 | 23 | 96 | 93 | | 63-00-088 | 24 | 90 | 99 | |
| BLUEBIRD (U11) | 1.8 | 11.1983 06.1988 | 66 | CA18S | 63-00-005 63-00-009 | 22 23 | 85 96 | 97 93 | | 63-00-038 63-00-087 | 23 22 | 84 83 | 105 100 | |
| BLUEBIRD (U11) | 1.8 Turbo | 04.1984 05.1990 | 99 | CA18T | 63-00-005 63-00-009 | 22 23 | 85 96 | 97 93 | | 63-00-038 63-00-087 | 23 22 | 84 83 | 105 100 | |
| BLUEBIRD (U11) | 2.0 D | 04.1984 01.1988 | 43 | LD20 | 63-00-005 63-00-009 | 22 23 | 85 96 | 97 93 | ->08.1985 | 63-00-087 63-00-088 | 22 24 | 83 90 | 100 99 | ->08.1985 |
| BLUEBIRD Station Wagon (WU11) | 2.0 | 04.1986 09.1990 | 75 | CA20S | 63-00-005 63-00-009 | 22 23 | 85 96 | 97 93 | | 63-00-038 63-00-088 | 23 24 | 84 90 | 105 99 | |
| BLUEBIRD Station Wagon (WU11) | 2.0 D | 04.1984 01.1988 | 43 | LD20 | 63-00-005 63-00-009 | 22 23 | 85 96 | 97 93 | ->08.1985 | 63-00-087 63-00-088 | 22 24 | 83 90 | 100 99 | ->08.1985 |
| BLUEBIRD Station Wagon (WU11) | 2.0 D | 03.1986 12.1990 | 49 | LD20 | 63-00-009 | 23 | 96 | 93 | | 63-00-088 | 24 | 90 | 99 | |
| CHERRY (E10) | 1.0 | 09.1970 09.1978 | 33 | A10 | 63-00-075 | 20 | 68 | 86 | ->09.1974 | 63-00-094 | 18 | 65 | 80 | ->09.1974 |
| CHERRY Coupe (N10) | 1.2 | 08.1978 07.1981 | 38 | A12 | 63-00-072 63-01-136 | 21 20 | 76 66 | 89 87 | | 63-00-001 | 20 | 71 | 91 | |
| CHERRY Coupe (N10) | 1.4 | 08.1980 07.1981 | 59 | A14S | 63-00-025 | 20 | 80 | 102 | | 63-00-090 | 36 | 73 | 118 | |
| CHERRY Hatchback (N10) | 1.2 | 08.1978 07.1981 | 38 | A12 | 63-00-072 63-01-136 | 21 20 | 76 66 | 89 87 | | 63-00-001 | 20 | 71 | 91 | |
| CHERRY Hatchback (N10) | 1.4 i.e. | 08.1980 07.1981 | 59 | A14S | 63-00-025 | 20 | 80 | 102 | | 63-00-090 | 36 | 73 | 118 | |
| CHERRY Traveller (VN10) | 1.2 | 10.1978 07.1981 | 38 | A12 | 63-00-072 63-01-136 | 21 20 | 76 66 | 89 87 | | 63-00-001 | 20 | 71 | 91 | |

A = Inner Diameter
B = Inner Diameter
C = Total Height

A = Diamètre Intérieur
B = Diamètre Intérieur
C = Taille Totale

A = Diámetro Interno
B = Diámetro Interno
C = Altura Total

A = Diametro Interno
B = Diametro Interno
C = Altezza Totale



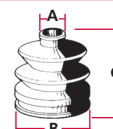
| MODEL MODELLO | VERSION VERSIONE | YEAR ANNO | KW | MOTOR MOTORE | SIDE WHEEL LATO RUOTA | A | B | C | INFO | SIDE GEARSHIFT LATO CAMBIO | A | B | C | INFO |
|-----------------------------|------------------|--------------------|-----|----------------|-------------------------------------|----------------|----------------|--------------------|---|-------------------------------------|----------------|----------------|------------------|--|
| CHERRY Traveller (VN10) | 1.4 | 08.1980 07.1981 | 59 | A14S | 63-00-025 | 20 | 80 | 102 | | 63-00-090 | 36 | 73 | 118 | |
| CHERRY (N12) | 1.0 | 05.1982 05.1986 | 37 | E10 | 63-00-021 | 19 | 67 | 90 | | | | | | |
| CHERRY (N12) | 1.7 D | 10.1982 12.1990 | 40 | CD17 | 63-00-004 63-00-016 63-00-025 | 21 20 20 | 84 78 80 | 108,5 92 102 | ->09.1983 08.84->08.86 10.83->07.84 | 63-00-089 63-00-090 63-00-093 | 21 36 19 | 72 73 72 | 96 118 112 | 10.83->08.86 ->09.1983 ->09.1983 |
| DATSUN/VIOLET 180 B (PL810) | 1.8 | 05.1977 01.1981 | 65 | | 63-00-096 | 25 | 77 | 116 | | 63-00-097 | 25 | 87 | 103 | Giunto tripodo |
| DATSUN/VIOLET 180 B (PL810) | 1.8 (KPL810) | 05.1977 01.1981 | 66 | | 63-00-096 | 25 | 77 | 116 | | 63-00-097 | 25 | 87 | 103 | Giunto tripodo |
| MAXIMA (J30) | 3.0 i | 10.1988 06.1994 | 125 | VG30E | 63-00-009 | 23 | 96 | 93 | | 63-00-088 | 24 | 90 | 99 | |
| MAXIMA QX (A32) | 2.0 | 02.1995 08.2000 | 103 | VQ20DE | 63-00-009 | 23 | 96 | 93 | | 63-00-038 63-00-088 | 23 24 | 84 90 | 105 99 | |
| MAXIMA QX (A33) | 2.0 V6 24V | 03.2000 | 103 | VQ20DE | 63-00-009 | 23 | 96 | 93 | | 63-00-038 63-00-088 | 23 24 | 84 90 | 105 99 | |
| MAXIMA Station Wagon | 2.0 QX | 10.1997 | 103 | VQ20DE | 63-00-009 | 23 | 96 | 93 | | 63-00-038 63-00-088 | 23 24 | 84 90 | 105 99 | |
| MICRA (K10) | 1.0 | 12.1982 05.1989 | 40 | MA10S | 63-00-007 | 20 | 68 | 85 | | 63-00-094 | 18 | 65 | 80 | |
| MICRA (K10) | 1.0 | 12.1982 05.1991 | 43 | | 63-00-007 | 20 | 68 | 85 | | 63-00-094 | 18 | 65 | 80 | |
| MICRA (K10) | 1.0 | 12.1982 12.1989 | 37 | MA10S | 63-00-007 | 20 | 68 | 85 | | 63-00-094 | 18 | 65 | 80 | |
| MICRA (K10) | 1.2 | 07.1986 07.1992 | 44 | MA12S | 63-00-007 | 20 | 68 | 85 | | | | | | |
| MICRA (K10) | 1.2 | 07.1986 07.1992 | 40 | MA12S | 63-00-007 | 20 | 68 | 85 | | | | | | |
| MICRA (K11) | 1.0 i 16V | 08.1992 09.2000 | 40 | CG10DE CG10 | 63-00-080 | 21 | 68 | 84 | | 63-00-094 | 18 | 65 | 80 | |
| MICRA (K11) | 1.3 i 16V | 08.1992 09.2000 | 55 | CG13DE CG13 | 63-00-011 | 20 | 82 | 86 | | 63-00-001 | 20 | 71 | 91 | |

A = Inner Diameter
B = Inner Diameter
C = Total Height

A = Diamètre Intérieur
B = Diamètre Intérieur
C = Taille Totale

A = Diámetro Interno
B = Diámetro Interno
C = Altura Total

A = Diametro Interno
B = Diametro Interno
C = Altezza Totale



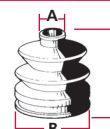
| MODEL MODELLO | VERSION VERSIONE | YEAR ANNO | KW | MOTOR MOTORE | SIDE WHEEL LATO RUOTA | A | B | C | INFO | SIDE GEARSHIFT LATO CAMBIO | A | B | C | INFO |
|------------------------|------------------|--------------------|----|--------------|------------------------|----------|----------|----------|-------------------------|----------------------------|----------|----------|------------|------------------------------|
| MICRA (K12) | 1.5 dCi | 09.2003 | 60 | | 63-00-057 | 22 | 76 | 113,5 | | 63-01-198 | 20 | 75 | 82 | Giunto tripodo |
| MICRA (K12) | 1.5 dCi | 01.2003 | 48 | | 63-00-057 | 22 | 76 | 113,5 | | 63-01-198 | 20 | 75 | 82 | Giunto tripodo |
| PICK UP/KING CAB (720) | 2.2 4WD | 04.1983 03.1986 | 71 | Z22 | 63-00-046 | 29,5 | 89,5 | 100 | | 63-00-097 | 25 | 87 | 103 | Giunto tripodo |
| PICK UP/KING CAB (720) | 2.5 D 4WD | 04.1983 03.1986 | 53 | SD25 | 63-00-046 | 29,5 | 89,5 | 100 | | 63-00-097 | 25 | 87 | 103 | Giunto tripodo |
| PICK UP/KING CAB (D21) | 2.4 i 4WD | 03.1986 04.1992 | 74 | Z24i | | | | | | 63-01-157 | 26 | 85 | 105 | Giunto tripodo Front axle |
| PICK UP/KING CAB (D21) | 2.5 D | 09.1987 02.1998 | 55 | TD25 | 63-00-009 | 23 | 96 | 93 | | 63-00-097 | 25 | 87 | 103 | Giunto tripodo |
| PICK UP/KING CAB (D21) | 2.5 D 4WD | 08.1987 02.1998 | 59 | TD25 | 63-00-009 | 23 | 96 | 93 | | 63-00-097 | 25 | 87 | 103 | Giunto tripodo |
| PICK UP/KING CAB (D21) | 2.5 D 4WD | 03.1986 08.1991 | 55 | SD25 | 63-00-009 | 23 | 96 | 93 | | 63-00-097 | 25 | 87 | 103 | Giunto tripodo |
| PICK UP/KING CAB (D21) | 2.5 D 4WD | 03.1996 02.1998 | 61 | TD25 | 63-00-009 63-00-010 | 23 26 | 96 90 | 93 99 | | | | | | |
| PICK UP/KING CAB (D21) | 2.5 D 4WD | 09.1985 08.1988 | 53 | SD25 | 63-00-009 | 23 | 96 | 93 | | 63-00-097 | 25 | 87 | 103 | Giunto tripodo |
| PICK UP/KING CAB (D21) | 2.7 D 4WD | 08.1987 02.1998 | 73 | TD27 | | | | | | 63-01-157 | 26 | 85 | 105 | Giunto tripodo Front axle |
| PICK UP/KING CAB (D21) | 2.7 D 4WD | 09.1987 08.1991 | 58 | TD27 | | | | | | 63-01-157 | 26 | 85 | 105 | Giunto tripodo Front axle |
| PRAIRIE (M10, NM10) | 1.5 S (M10) | 01.1984 12.1987 | 55 | E15S | 63-00-002 | 22 | 76 | 85 | | | | | | |
| PRAIRIE (M10, NM10) | 1.8 SGL (M10) | 07.1983 12.1985 | 65 | CA18S | 63-00-002 | 22 | 76 | 85 | | 63-00-095 | 24 | 75 | 89 | |
| PRAIRIE (M10, NM10) | 1.8 SGL (M10) | 05.1985 10.1987 | 66 | CA18S | 63-00-006 | 25 | 85 | 85 | | 63-00-095 | 24 | 75 | 89 | |
| PRAIRIE (M10, NM10) | 2.0 4x4 (NM10) | 06.1986 09.1988 | 68 | CA20S | 63-00-005 63-00-009 | 22 23 | 85 96 | 97 93 | Rear Axle Front axle | 63-00-036 63-00-072 | 22 21 | 78 76 | 90,5 89 | Rear Axle Front axle |
| PRAIRIE PRO (M11) | 2.0 i | 10.1988 04.1992 | 72 | CA20E | 63-00-002 | 22 | 76 | 85 | | 63-00-087 | 22 | 83 | 100 | |

A = Inner Diameter
B = Inner Diameter
C = Total Height

A = Diamètre Intérieur
B = Diamètre Intérieur
C = Taille Totale

A = Diámetro Interno
B = Diámetro Interno
C = Altura Total

A = Diametro Interno
B = Diametro Interno
C = Altezza Totale



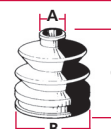
| MODEL MODELLO | VERSION VERSIONE | YEAR ANNO | KW | MOTOR MOTORE | SIDE WHEEL LATO RUOTA | A | B | C | INFO | SIDE GEARSHIFT LATO CAMBIO | A | B | C | INFO |
|-------------------------|------------------|--------------------|-----|--------------------|-----------------------|----|----|----|------|-------------------------------------|----------------|----------------|-------------------|---|
| PRAIRIE PRO (M11) | 2.0 i 4x4 | 08.1986 12.1992 | 72 | CA20E | 63-00-005 | 22 | 85 | 97 | | 63-00-036 63-00-038 63-00-072 | 22 23 21 | 78 84 76 | 90,5 105 89 | Front axle 09.1988 -> Rear Axle 08.1988 -> Front axle |
| PRAIRIE PRO (M11) | 2.4 i | 04.1992 07.1994 | 98 | KA24E | 63-00-006 | 25 | 85 | 85 | | 63-00-089 | 21 | 72 | 96 | |
| PRAIRIE PRO (M11) | 2.4 i 4x4 | 04.1992 07.1994 | 98 | KA24E | 63-00-005 | 22 | 85 | 97 | | 63-00-038 63-00-087 | 23 22 | 84 83 | 105 100 | Front axle Rear Axle |
| PRIMERA (P10) | 1.6 | 06.1990 01.1996 | 66 | GA16DS GA16DE | 63-00-011 | 20 | 82 | 86 | | 63-00-016 | 20 | 78 | 92 | |
| PRIMERA (P10) | 1.6 | 06.1990 01.1996 | 71 | GA16 | 63-00-011 | 20 | 82 | 86 | | 63-00-016 | 20 | 78 | 92 | |
| PRIMERA (P10) | 2.0 GT | 06.1990 01.1996 | 110 | SR20DE EGI Kat. | 63-00-012 | 22 | 89 | 85 | | 63-00-038 | 23 | 84 | 105 | |
| PRIMERA (P10) | 2.0 16V | 06.1990 01.1996 | 85 | SR20DI (SPI) | 63-00-012 | 22 | 89 | 85 | | 63-00-038 | 23 | 84 | 105 | |
| PRIMERA (P10) | 2.0 D | 01.1991 01.1996 | 55 | CD20 | 63-00-012 | 22 | 89 | 85 | | 63-00-087 | 22 | 83 | 100 | |
| PRIMERA Hatchback (P10) | 1.6 | 06.1990 01.1996 | 66 | GA16DS GA16DE | 63-00-011 | 20 | 82 | 86 | | 63-00-016 | 20 | 78 | 92 | |
| PRIMERA Hatchback (P10) | 1.6 | 06.1990 06.1993 | 71 | GA16 | 63-00-011 | 20 | 82 | 86 | | 63-00-016 | 20 | 78 | 92 | |
| PRIMERA Hatchback (P10) | 1.6 | 06.1993 01.1996 | 75 | | 63-00-011 | 20 | 82 | 86 | | 63-00-016 | 20 | 78 | 92 | |
| PRIMERA Hatchback (P10) | 2.0 | 06.1990 01.1996 | 110 | SR20DE EGI Kat. | 63-00-012 | 22 | 89 | 85 | | 63-00-038 | 23 | 84 | 105 | |
| PRIMERA Hatchback (P10) | 2.0 16V | 06.1990 01.1996 | 85 | SR20DI (SPI) | 63-00-012 | 22 | 89 | 85 | | 63-00-038 | 23 | 84 | 105 | |
| PRIMERA Hatchback (P10) | 2.0 D | 01.1991 01.1996 | 55 | CD20 | 63-00-012 | 22 | 89 | 85 | | 63-00-087 | 22 | 83 | 100 | |
| PRIMERA Traveller (W10) | 1.6 i | 07.1990 03.1998 | 66 | GA16DS GA16DE | 63-00-005 | 22 | 85 | 97 | | 63-00-016 | 20 | 78 | 92 | |
| PRIMERA Traveller (W10) | 1.6 i | 03.1994 03.1998 | 75 | GA16DE | 63-00-005 | 22 | 85 | 97 | | 63-00-016 | 20 | 78 | 92 | |

A = Inner Diameter
B = Inner Diameter
C = Total Height

A = Diamètre Intérieur
B = Diamètre Intérieur
C = Taille Totale

A = Diámetro Interno
B = Diámetro Interno
C = Altura Total

A = Diametro Interno
B = Diametro Interno
C = Altezza Totale



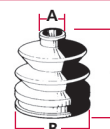
| MODEL MODELLO | VERSION VERSIONE | YEAR ANNO | KW | MOTOR MOTORE | SIDE WHEEL LATO RUOTA | A | B | C | INFO | SIDE GEARSHIFT LATO CAMBIO | A | B | C | INFO |
|-------------------------|------------------|--------------------|-----|-----------------|-----------------------|----|----|----|------|----------------------------|----|----|-----|------------|
| PRIMERA Traveller (W10) | 2.0 i | 07.1990 03.1998 | 85 | SR20DI (SPI) | 63-00-012 | 22 | 89 | 85 | | 63-00-087 | 22 | 83 | 100 | |
| PRIMERA Traveller (W10) | 2.0 D | 07.1990 12.1995 | 55 | CD20 | 63-00-012 | 22 | 89 | 85 | | 63-00-038 | 23 | 84 | 105 | |
| PRIMERA (P11) | 1.6 16V | 09.1996 10.2000 | 73 | GA16DE | 63-00-016 | 20 | 78 | 92 | | 63-00-037 | 21 | 75 | 84 | |
| PRIMERA (P11) | 1.6 16V | 09.2000 | 78 | QG16DE | 63-00-009 | 23 | 96 | 93 | | 63-01-160 | 24 | 80 | 109 | 12.2001 -> |
| PRIMERA (P11) | 1.6 16V | 09.1996 | 66 | GA16DE | 63-00-016 | 20 | 78 | 92 | | 63-00-037 | 21 | 75 | 84 | |
| PRIMERA (P11) | 1.8 16V | 08.1999 | 84 | QG18DE | 63-00-009 | 23 | 96 | 93 | | 63-01-170 | 23 | 78 | 91 | |
| PRIMERA (P11) | 2.0 16V | 09.1996 | 110 | SR20DE EGI Kat. | 63-00-009 | 23 | 96 | 93 | | 63-00-037 | 21 | 75 | 84 | |
| PRIMERA (P11) | 2.0 16V | 09.1996 | 96 | | 63-00-009 | 23 | 96 | 93 | | 63-00-037 | 21 | 75 | 84 | |
| PRIMERA (P11) | 2.0 16V | 09.1996 | 85 | SR20DI (SPI) | 63-00-009 | 23 | 96 | 93 | | 63-00-037 | 21 | 75 | 84 | |
| PRIMERA (P11) | 2.0 TD | 09.1996 | 66 | CD20T | 63-00-009 | 23 | 96 | 93 | | 63-00-037 | 21 | 75 | 84 | |
| PRIMERA Hatchback (P11) | 1.6 16V | 09.1996 07.2002 | 73 | GA16DE | 63-00-016 | 20 | 78 | 92 | | 63-00-037 | 21 | 75 | 84 | |
| PRIMERA Hatchback (P11) | 1.6 16V | 09.2000 07.2002 | 78 | QG16DE | 63-00-009 | 23 | 96 | 93 | | 63-01-160 | 24 | 80 | 109 | 12.2001 -> |
| PRIMERA Hatchback (P11) | 1.6 16V | 09.1996 07.2002 | 66 | GA16DE | 63-00-016 | 20 | 78 | 92 | | 63-00-037 | 21 | 75 | 84 | |
| PRIMERA Hatchback (P11) | 1.8 16V | 08.1999 07.2002 | 84 | QG18DE | 63-00-009 | 23 | 96 | 93 | | 63-01-170 | 23 | 78 | 91 | |
| PRIMERA Hatchback (P11) | 2.0 16V | 09.1996 07.2002 | 110 | SR20DE EGI Kat. | 63-00-009 | 23 | 96 | 93 | | 63-00-037 | 21 | 75 | 84 | |
| PRIMERA Hatchback (P11) | 2.0 16V | 09.1996 07.2002 | 96 | SR20DE (MPI) | 63-00-009 | 23 | 96 | 93 | | 63-00-037 | 21 | 75 | 84 | |
| PRIMERA Hatchback (P11) | 2.0 16V | 09.1996 07.2002 | 85 | SR20DI (SPI) | 63-00-009 | 23 | 96 | 93 | | 63-00-037 | 21 | 75 | 84 | |

A = Inner Diameter
B = Inner Diameter
C = Total Height

A = Diamètre Intérieur
B = Diamètre Intérieur
C = Taille Totale

A = Diámetro Interno
B = Diámetro Interno
C = Altura Total

A = Diametro Interno
B = Diametro Interno
C = Altezza Totale



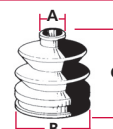
| MODEL MODELLO | VERSION VERSIONE | YEAR ANNO | KW | MOTOR MOTORE | SIDE WHEEL LATO RUOTA | A | B | C | INFO | SIDE GEARSHIFT LATO CAMBIO | A | B | C | INFO |
|------------------------------|------------------------|--------------------|-----|--------------|------------------------|----------|----------|----------|------------|----------------------------|----------|----------|------------|------------|
| PRIMERA Hatchback (P11) | 2.0TD | 09.1996 07.2002 | 66 | CD20T | 63-00-009 | 23 | 96 | 93 | | 63-00-037 | 21 | 75 | 84 | |
| PRIMERA Traveller (WP11) | 1.8 16V | 08.1999 | 84 | QG18DE | 63-00-009 | 23 | 96 | 93 | | 63-01-170 | 23 | 78 | 91 | |
| PRIMERA (P12) | 1.8 | 03.2002 | 85 | QG18DE | 63-00-009 | 23 | 96 | 93 | | 63-01-160 | 24 | 80 | 109 | |
| PRIMERA (P12) | 2.0 | 03.2002 | 103 | QR20DE | | | | | | 63-00-087 | 22 | 83 | 100 | |
| PRIMERA (P12) | 2.2 Di | 03.2002 | 93 | | 63-00-016 | 20 | 78 | 92 | | 63-00-087 | 22 | 83 | 100 | |
| PRIMERA Hatchback (P12) | 1.8 | 07.2002 | 85 | | 63-00-009 | 23 | 96 | 93 | | 63-01-160 | 24 | 80 | 109 | |
| PRIMERA Hatchback (P12) | 2.0 | 07.2002 | 103 | | | | | | | 63-00-087 | 22 | 83 | 100 | |
| PRIMERA Hatchback (P12) | 2.2 Di | 07.2002 | 93 | | 63-00-016 | 20 | 78 | 92 | | 63-00-087 | 22 | 83 | 100 | |
| PRIMERA Station wagon (WP12) | 1.8 | 03.2002 | 85 | | 63-00-009 | 23 | 96 | 93 | | 63-01-160 | 24 | 80 | 109 | |
| PRIMERA Station wagon (WP12) | 2.0 | 03.2002 | 103 | | | | | | | 63-00-087 | 22 | 83 | 100 | |
| PRIMERA Station wagon (WP12) | 2.2 Di | 03.2002 | 93 | | 63-00-016 | 20 | 78 | 92 | | 63-00-087 | 22 | 83 | 100 | |
| STANZA (T11) | 1.6 1.8 | 08.1981 12.1985 | | | 63-00-032 | 37,5 | 79 | 124 | | | | | | |
| SUNNY (140Y, 150Y) | 1.4 (HBL310) | 01.1970 02.1982 | 48 | A14 | 63-00-004 | 21 | 84 | 108,5 | 10.1981 -> | 63-00-090 63-00-093 | 36 19 | 73 72 | 118 112 | 10.1981 -> |
| SUNNY (140Y, 150Y) | 1.4 (HBL310) | 06.1979 02.1982 | 49 | A14 | 63-00-002 63-00-003 | 22 23 | 76 73 | 85 89 | | 63-00-001 63-00-095 | 20 24 | 71 75 | 91 89 | |
| SUNNY (140Y, 150Y) | 1.5 (HBL310) | 06.1979 02.1982 | 51 | A15 | 63-00-002 | 22 | 76 | 85 | | | | | | |
| SUNNY Traveller (140Y, 150Y) | 1.4 (HBL310) | 06.1979 02.1982 | 48 | A14 | 63-00-004 | 21 | 84 | 108,5 | | 63-00-090 63-00-093 | 36 19 | 73 72 | 118 112 | |
| SUNNY Traveller (140Y, 150Y) | 1.5 (HBL310) | 06.1979 02.1982 | 51 | A15 | 63-00-002 | 22 | 76 | 85 | | | | | | |
| SUNNY I (B11) | 1.2 (A12) B110-B210 | 01.1970 | | | 63-00-016 | 20 | 78 | 92 | | | | | | |

A = Inner Diameter
B = Inner Diameter
C = Total Height

A = Diamètre Intérieur
B = Diamètre Intérieur
C = Taille Totale

A = Diámetro Interno
B = Diámetro Interno
C = Altura Total

A = Diametro Interno
B = Diametro Interno
C = Altezza Totale



| MODEL MODELLO | VERSION VERSIONE | YEAR ANNO | KW | MOTOR MOTORE | SIDE WHEEL LATO RUOTA | A | B | C | INFO | SIDE GEARSHIFT LATO CAMBIO | A | B | C | INFO |
|--------------------------|------------------|--------------------|----|--------------|------------------------|----------|----------|----------|---------------------------|----------------------------|----------|----------|------------|------|
| SUNNY I (B11) | 1.2 (A12) B310 | 02.1978 | | | 63-00-016 | 20 | 78 | 92 | | | | | | |
| SUNNY I (B11) | 1.3 | 03.1982 09.1987 | 44 | E13 | 63-00-003 63-00-016 | 23 20 | 73 78 | 89 92 | ->09.1985 08.84->09.85 | 63-00-091 63-00-092 | 28 18 | 63 67 | 114 117 | |
| SUNNY I (B11) | 1.5 | 03.1982 10.1986 | 55 | E15S | 63-00-025 | 20 | 80 | 102 | | | | | | |
| SUNNY I (B11) | 1.7 D | 03.1982 10.1986 | 40 | CD17 | 63-00-025 | 20 | 80 | 102 | | 63-00-090 63-00-093 | 36 19 | 73 72 | 118 112 | |
| SUNNY I Coupe (B11) | 1.3 | 04.1982 09.1986 | 44 | E13 | 63-00-003 63-00-016 | 23 20 | 73 78 | 89 92 | ->09.1985 08.84->09.85 | 63-00-091 63-00-092 | 28 18 | 63 67 | 114 117 | |
| SUNNY I Coupe (B11) | 1.5 | 03.1982 10.1986 | 55 | E15S | 63-00-025 | 20 | 80 | 102 | | | | | | |
| SUNNY I Traveller (B11) | 1.3 | 08.1982 08.1990 | 44 | E13 | 63-00-003 63-00-016 | 23 20 | 73 78 | 89 92 | ->09.1985 08.84->09.85 | 63-00-091 63-00-092 | 28 18 | 63 67 | 114 117 | |
| SUNNY I Traveller (B11) | 1.5 | 03.1982 10.1986 | 55 | E15S | 63-00-025 | 20 | 80 | 102 | | | | | | |
| SUNNY I Traveller (B11) | 1.7 D | 03.1982 10.1986 | 40 | CD17 | 63-00-025 | 20 | 80 | 102 | | 63-00-090 63-00-093 | 36 19 | 73 72 | 118 112 | |
| SUNNY II Coupe (B12) | 1.5 | 06.1986 10.1988 | 52 | E15S | 63-00-002 | 22 | 76 | 85 | | | | | | |
| SUNNY II Coupe (B12) | 1.6 | 06.1986 10.1988 | 62 | E16S | 63-00-016 | 20 | 78 | 92 | | 63-00-089 | 21 | 72 | 96 | |
| SUNNY II Coupe (B12) | 1.6 i | 06.1986 05.1989 | 54 | E16i | 63-00-016 | 20 | 78 | 92 | | 63-00-089 | 21 | 72 | 96 | |
| SUNNY II Coupe (B12) | 1.6 i12V | 10.1988 06.1991 | 66 | GA16i | 63-00-016 | 20 | 78 | 92 | | 63-00-089 | 21 | 72 | 96 | |
| SUNNY II Coupe (B12) | 1.6 GTI 16V | 05.1987 05.1989 | 81 | CA16D | 63-00-016 | 20 | 78 | 92 | | 63-00-089 | 21 | 72 | 96 | |
| SUNNY II Traveller (B12) | 1.5 | 06.1986 10.1988 | 52 | E15S | 63-00-002 | 22 | 76 | 85 | | | | | | |
| SUNNY II Traveller (B12) | 1.6 | 06.1986 10.1988 | 62 | E16S | 63-00-016 | 20 | 78 | 92 | | 63-00-089 | 21 | 72 | 96 | |

A = Inner Diameter

B = Inner Diameter

C = Total Height

A = Diamètre Intérieur

B = Diamètre Intérieur

C = Taille Totale

A = Diámetro Interno

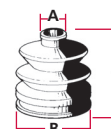
B = Diámetro Interno

C = Altura Total

A = Diametro Interno

B = Diametro Interno

C = Altezza Totale



| MODEL MODELLO | VERSION VERSIONE | YEAR ANNO | KW | MOTOR MOTORE | SIDE WHEEL LATO RUOTA | A | B | C | INFO | SIDE GEARSHIFT LATO CAMBIO | A | B | C | INFO |
|--------------------------|------------------|--------------------|----|--------------|------------------------|----------|----------|----------|--------------------------------|----------------------------|----------|----------|------------|--------------------------------|
| SUNNY II Traveller (B12) | 1.6 i | 08.1986 05.1989 | 54 | E16i | 63-00-016 | 20 | 78 | 92 | | 63-00-089 | 21 | 72 | 96 | |
| SUNNY II Traveller (B12) | 1.6 i 12V | 10.1988 06.1991 | 66 | GA16i | 63-00-016 | 20 | 78 | 92 | | 63-00-089 | 21 | 72 | 96 | |
| SUNNY II Traveller (B12) | 1.6 i 12V 4x4 | 10.1988 08.1990 | 66 | GA16i | 63-00-016 | 20 | 78 | 92 | | 63-00-089 | 21 | 72 | 96 | |
| SUNNY II Traveller (B12) | 1.6 i 4x4 (A) | 06.1986 05.1989 | 54 | E16i | 63-00-016 | 20 | 78 | 92 | | 63-00-089 | 21 | 72 | 96 | |
| SUNNY II Traveller (B12) | 1.7 D | 01.1986 06.1991 | 40 | CD17 | 63-00-025 | 20 | 80 | 102 | | 63-00-090 63-00-093 | 36 19 | 73 72 | 118 112 | |
| SUNNY II (N13) | 1.4 LX | 10.1988 08.1991 | 55 | GA14S | 63-00-002 63-00-005 | 22 22 | 76 85 | 85 97 | Front axle4WD Rear Axle 4WD | 63-00-072 63-00-087 | 21 22 | 76 83 | 89 100 | Front axle4WD Rear Axle 4WD |
| SUNNY II (N13) | 1.5 | 06.1986 10.1988 | 52 | E15S | 63-00-002 | 22 | 76 | 85 | | | | | | |
| SUNNY II (N13) | 1.6 | 06.1986 10.1988 | 62 | E16S | 63-00-002 63-00-006 | 22 25 | 76 85 | 85 85 | | 63-00-038 | 23 | 84 | 105 | |
| SUNNY II (N13) | 1.6 i | 06.1986 10.1990 | 54 | E16i | 63-00-002 63-00-006 | 22 25 | 76 85 | 85 85 | | 63-00-038 | 23 | 84 | 105 | |
| SUNNY II (N13) | 1.6 i 12V | 10.1988 06.1991 | 66 | GA16i | 63-00-002 63-00-006 | 22 25 | 76 85 | 85 85 | | 63-00-038 | 23 | 84 | 105 | |
| SUNNY II (N13) | 1.6 i 4x4 (A) | 06.1986 10.1990 | 54 | E16i | 63-00-002 63-00-006 | 22 25 | 76 85 | 85 85 | | 63-00-038 | 23 | 84 | 105 | |
| SUNNY II (N13) | 1.6 GTI 16V | 02.1987 10.1988 | 81 | CA16D | 63-00-016 | 20 | 78 | 92 | | 63-00-089 | 21 | 72 | 96 | |
| SUNNY II (N13) | 1.7 D | 06.1986 05.1989 | 40 | CD17 | 63-00-025 | 20 | 80 | 102 | | 63-00-090 63-00-093 | 36 19 | 73 72 | 118 112 | |
| SUNNY II Hatchback (N13) | 1.4 LX | 01.1989 08.1991 | 55 | GA14S | 63-00-002 63-00-005 | 22 22 | 76 85 | 85 97 | Front axle4WD Rear Axle 4WD | 63-00-072 63-00-087 | 21 22 | 76 83 | 89 100 | Front axle4WD Rear Axle 4WD |
| SUNNY II Hatchback (N13) | 1.5 | 06.1986 10.1988 | 52 | E15S | 63-00-002 | 22 | 76 | 85 | | | | | | |
| SUNNY II Hatchback (N13) | 1.6 | 06.1986 10.1988 | 62 | E16S | 63-00-002 63-00-006 | 22 25 | 76 85 | 85 85 | | 63-00-038 | 23 | 84 | 105 | |

A = Inner Diameter
B = Inner Diameter
C = Total Height

A = Diamètre Intérieur
B = Diamètre Intérieur
C = Taille Totale

A = Diámetro Interno
B = Diámetro Interno
C = Altura Total

A = Diametro Interno
B = Diametro Interno
C = Altezza Totale



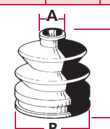
| MODEL MODELLO | VERSION VERSIONE | YEAR ANNO | KW | MOTOR MOTORE | SIDE WHEEL LATO RUOTA | A | B | C | INFO | SIDE GEARSHIFT LATO CAMBIO | A | B | C | INFO |
|---------------------------|------------------|--------------------|-----|------------------|------------------------|----------|----------|----------|------|----------------------------|----------|----------|------------|------|
| SUNNY II Hatchback (N13) | 1.6 i | 06.1986 10.1990 | 54 | E16i | 63-00-002 63-00-006 | 22 25 | 76 85 | 85 85 | | 63-00-038 | 23 | 84 | 105 | |
| SUNNY II Hatchback (N13) | 1.6 i 12V | 06.1986 10.1990 | 66 | GA16i | 63-00-002 63-00-006 | 22 25 | 76 85 | 85 85 | | 63-00-038 | 23 | 84 | 105 | |
| SUNNY II Hatchback (N13) | 1.6 GTI 16V | 06.1987 05.1989 | 81 | CA16D | 63-00-016 | 20 | 78 | 92 | | 63-00-089 | 21 | 72 | 96 | |
| SUNNY II Hatchback (N13) | 1.7 D | 06.1986 01.1991 | 40 | CD17 | 63-00-025 | 20 | 80 | 102 | | 63-00-090 63-00-093 | 36 19 | 73 72 | 118 112 | |
| SUNNY III (N14) | 1.4 i | 10.1990 05.1995 | 55 | GA14DS GA14DE | 63-00-016 | 20 | 78 | 92 | | 63-00-089 | 21 | 72 | 96 | |
| SUNNY III (N14) | 1.4 i 16V | 10.1990 06.1995 | 64 | GA14DE | 63-00-016 | 20 | 78 | 92 | | 63-00-089 | 21 | 72 | 96 | |
| SUNNY III (N14) | 1.6 i | 10.1990 05.1995 | 66 | GA16DS GA16DE | 63-00-005 | 22 | 85 | 97 | | 63-00-087 | 22 | 83 | 100 | |
| SUNNY III (N14) | 1.6 i 16V | 10.1992 05.1995 | 75 | GA16DE | 63-00-005 | 22 | 85 | 97 | | 63-00-087 | 22 | 83 | 100 | |
| SUNNY III (N14) | 1.6 i 16V 4WD | 10.1990 05.1995 | 66 | GA16DS | 63-00-005 | 22 | 85 | 97 | | 63-00-087 | 22 | 83 | 100 | |
| SUNNY III Hatchback (N14) | 1.4 i | 10.1990 05.1995 | 55 | GA14DS GA14DE | 63-00-016 | 20 | 78 | 92 | | 63-00-089 | 21 | 72 | 96 | |
| SUNNY III Hatchback (N14) | 1.4 i 16V | 10.1990 05.1995 | 64 | GA14DE | 63-00-016 | 20 | 78 | 92 | | 63-00-089 | 21 | 72 | 96 | |
| SUNNY III Hatchback (N14) | 1.5 | 10.1990 05.1995 | 51 | | 63-00-002 | 22 | 76 | 85 | | | | | | |
| SUNNY III Hatchback (N14) | 1.6 i | 10.1990 05.1995 | 66 | GA16DS GA16DE | 63-00-005 | 22 | 85 | 97 | | 63-00-087 | 22 | 83 | 100 | |
| SUNNY III Hatchback (N14) | 1.6 i 16V | 10.1992 05.1995 | 75 | GA16DE | 63-00-005 | 22 | 85 | 97 | | 63-00-087 | 22 | 83 | 100 | |
| SUNNY III Hatchback (N14) | 1.6 i 16V 4x4 | 10.1992 05.1995 | 75 | GA16DE | 63-00-005 | 22 | 85 | 97 | | 63-00-087 | 22 | 83 | 100 | |
| SUNNY III Hatchback (N14) | 2.0 GTI-R 4x4 | 10.1990 05.1995 | 162 | SR20DET | 63-00-004 | 21 | 84 | 108,5 | | 63-00-087 | 22 | 83 | 100 | |
| SUNNY III Liftback (N14) | 1.4 i | 10.1990 05.1995 | 55 | GA14DS GA14DE | 63-00-016 | 20 | 78 | 92 | | 63-00-089 | 21 | 72 | 96 | |

A = Inner Diameter
B = Inner Diameter
C = Total Height

A = Diamètre Intérieur
B = Diamètre Intérieur
C = Taille Totale

A = Diámetro Interno
B = Diámetro Interno
C = Altura Total

A = Diametro Interno
B = Diametro Interno
C = Altezza Totale



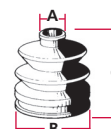
| MODEL MODELLO | VERSION VERSIONE | YEAR ANNO | KW | MOTOR MOTORE | SIDE WHEEL LATO RUOTA | A | B | C | INFO | SIDE GEARSHIFT LATO CAMBIO | A | B | C | INFO |
|---------------------------|------------------|--------------------|-----|------------------|------------------------|----------|----------|----------|-------------------------|----------------------------|----------|----------|------------|----------------|
| SUNNY III Liftback (N14) | 1.4 i 16V | 10.1990 06.1995 | 64 | GA14DE | 63-00-016 | 20 | 78 | 92 | | 63-00-089 | 21 | 72 | 96 | |
| SUNNY III Liftback (N14) | 1.6 i | 10.1990 05.1995 | 66 | GA16DS GA16DE | 63-00-005 | 22 | 85 | 97 | | 63-00-087 | 22 | 83 | 100 | |
| SUNNY III Liftback (N14) | 1.6 i 16V | 10.1992 05.1995 | 75 | GA16DE | 63-00-005 | 22 | 85 | 97 | | 63-00-087 | 22 | 83 | 100 | |
| SUNNY III Traveller (Y10) | 1.6 16V 4x4 | 11.1990 05.1995 | 66 | GA16DS | 63-00-005 | 22 | 85 | 97 | | 63-00-087 | 22 | 83 | 100 | |
| SUNNY III Traveller (Y10) | 1.6 i | 06.1991 | 66 | GA16DS GA16DE | 63-00-005 | 22 | 85 | 97 | | 63-00-087 | 22 | 83 | 100 | |
| SUNNY III Traveller (Y10) | 1.6 i 16V 4x4 | 10.1992 | 75 | GA16DE | 63-00-005 | 22 | 85 | 97 | | 63-00-087 | 22 | 83 | 100 | |
| SUNNY Furgonato (Y10) | 1.7 D | 11.1990 | 40 | CD17 | 63-00-025 | 20 | 80 | 102 | | 63-00-090 63-00-093 | 36 19 | 73 72 | 118 112 | |
| TERRANO I (WD21) | 2.7 TD 4WD | 02.1989 02.1996 | 73 | TD27T | 63-00-009 | 23 | 96 | 93 | | 63-00-097 | 25 | 87 | 103 | Giunto tripodo |
| TERRANO I (WD21) | 3.0 i 4WD | 01.1990 12.1995 | 109 | VG30E | 63-00-009 | 23 | 96 | 93 | | 63-00-097 | 25 | 87 | 103 | Giunto tripodo |
| TERRANO II (R20) | 2.4 i 12V 4WD | 02.1993 06.1996 | 91 | KA24E | 63-00-009 | 23 | 96 | 93 | | 63-00-097 | 25 | 87 | 103 | Giunto tripodo |
| TERRANO II (R20) | 2.7 TD 4WD | 02.1993 01.2002 | 74 | TD27T | 63-00-009 | 23 | 96 | 93 | | 63-00-097 | 25 | 87 | 103 | Giunto tripodo |
| VANETTE Autobus (C22) | 2.0 D (ULC22) | 10.1986 12.1995 | 47 | LD20 | 63-00-005 63-00-009 | 22 23 | 85 96 | 97 93 | 09.1988 -> ->08.1988 | 63-00-097 | 25 | 87 | 103 | Giunto tripodo |
| VANETTE Autobus (C22) | 2.0 D (ULC22) | 10.1986 12.1995 | 49 | LD20 | 63-00-005 63-00-009 | 22 23 | 85 96 | 97 93 | 09.1988 -> ->08.1988 | 63-00-097 | 25 | 87 | 103 | Giunto tripodo |
| VANETTE Furgonato (C22) | 2.0 D (PRACTIC) | 07.1986 01.1995 | 49 | LD20II | 63-00-005 63-00-009 | 22 23 | 85 96 | 97 93 | 09.1988 -> | 63-00-097 | 25 | 87 | 103 | Giunto tripodo |

A = Inner Diameter
B = Inner Diameter
C = Total Height

A = Diamètre Intérieur
B = Diamètre Intérieur
C = Taille Totale

A = Diámetro Interno
B = Diámetro Interno
C = Altura Total

A = Diametro Interno
B = Diametro Interno
C = Altezza Totale



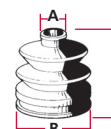
| MODEL MODELLO | VERSION VERSIONE | YEAR ANNO | KW | MOTOR MOTORE | SIDE WHEEL LATO RUOTA | A | B | C | INFO | SIDE GEARSHIFT LATO CAMBIO | A | B | C | INFO |
|--|------------------|--------------------|----|------------------|-----------------------|----|----|-----|------|----------------------------|---|---|---|------|
| CORSA A 2 volumi / Coda spiovente (93_94_98_9 | 1.0 | 09.1982 03.1993 | 33 | 10 S | 63-00-014 | 22 | 77 | 107 | | | | | | |
| CORSA A 2 volumi / Coda spiovente (93_94_98_9 | 1.2 | 09.1982 08.1990 | 33 | 12 NC E 12 GV | 63-00-014 | 22 | 77 | 107 | | | | | | |
| CORSA A 2 volumi / Coda spiovente (93_94_98_9 | 1.2 i | 09.1989 03.1993 | 33 | C 12 NZ | 63-00-014 | 22 | 77 | 107 | | | | | | |
| CORSA A 2 volumi / Coda spiovente (93_94_98_9 | 1.2 N | 01.1990 03.1993 | 38 | 12 NV | 63-00-014 | 22 | 77 | 107 | | | | | | |
| CORSA A 2 volumi / Coda spiovente (93_94_98_9 | 1.2 S | 09.1982 02.1990 | 40 | 12 ST | 63-00-014 | 22 | 77 | 107 | | | | | | |
| CORSA A 2 volumi / Coda spiovente (93_94_98_9 | 1.3 | 09.1985 10.1989 | 44 | 13 NB | 63-00-014 | 22 | 77 | 107 | | | | | | |
| CORSA A 2 volumi / Coda spiovente (93_94_98_9 | 1.3 i | 09.1986 09.1990 | 44 | C 13 N | 63-00-014 | 22 | 77 | 107 | | | | | | |
| CORSA A 2 volumi / Coda spiovente (93_94_98_9 | 1.3 S | 09.1982 10.1989 | 51 | 13 SB | 63-00-014 | 22 | 77 | 107 | | | | | | |
| CORSA A 2 volumi / Coda spiovente (93_94_98_9 | 1.4 i | 01.1990 03.1993 | 44 | C 14 NZ | 63-00-014 | 22 | 77 | 107 | | | | | | |
| CORSA A 2 volumi / Coda spiovente (93_94_98_9 | 1.4 i | 01.1985 03.1993 | 40 | | 63-00-014 | 22 | 77 | 107 | | | | | | |
| CORSA A 2 volumi / Coda spiovente (93_94_98_9 | 1.4 S | 01.1990 03.1993 | 53 | 14 NV | 63-00-014 | 22 | 77 | 107 | | | | | | |
| CORSA A 2 volumi / Coda spiovente (93_94_98_9 | 1.4 Si | 09.1991 03.1993 | 60 | C 14 SE | 63-00-014 | 22 | 77 | 107 | | | | | | |
| CORSA A 2 volumi / Coda spiovente (93_94_98_9 | 1.5 D | 09.1987 03.1993 | 37 | 15 D (4EC1) | 63-00-014 | 22 | 77 | 107 | | | | | | |

A = Inner Diameter
B = Inner Diameter
C = Total Height

A = Diamètre Intérieur
B = Diamètre Intérieur
C = Taille Totale

A = Diámetro Interno
B = Diámetro Interno
C = Altura Total

A = Diametro Interno
B = Diametro Interno
C = Altezza Totale



| MODEL MODELLO | VERSION VERSIONE | YEAR ANNO | KW | MOTOR MOTORE | SIDE WHEEL LATO RUOTA | A | B | C | INFO | SIDE GEARSHIFT LATO CAMBIO | A | B | C | INFO |
|---------------------------------|------------------|--------------------|-----|---------------|-----------------------|------|------|-----|------|----------------------------|------|------|-----|------|
| CORSA A Furgonato | 1.0 | 02.1986 04.1989 | 33 | 10 S | 63-00-014 | 22 | 77 | 107 | | | | | | |
| CORSA A Furgonato | 1.2 | 02.1986 04.1989 | 33 | 12 NC E 12 GV | 63-00-014 | 22 | 77 | 107 | | | | | | |
| CORSA A Furgonato | 1.2 | 02.1986 04.1989 | 40 | 12 ST | 63-00-014 | 22 | 77 | 107 | | | | | | |
| CORSA A Furgonato | 1.3 | 02.1986 04.1989 | 51 | 13 SB | 63-00-014 | 22 | 77 | 107 | | | | | | |
| CORSA A Furgonato | 1.3 | 02.1986 04.1989 | 44 | 13 NB | 63-00-014 | 22 | 77 | 107 | | | | | | |
| CORSA A Furgonato | 1.5 D | 06.1987 04.1989 | 37 | 15 D (4EC1) | 63-00-014 | 22 | 77 | 107 | | | | | | |
| CORSA A TR (91_, 92_, 96_, 97_) | 1.0 | 09.1982 09.1992 | 33 | 10 S | 63-00-014 | 22 | 77 | 107 | | | | | | |
| CORSA A TR (91_, 92_, 96_, 97_) | 1.2 N | 01.1985 10.1987 | 33 | 12 NC E 12 GV | 63-00-014 | 22 | 77 | 107 | | | | | | |
| CORSA A TR (91_, 92_, 96_, 97_) | 1.2 S | 09.1982 03.1993 | 40 | 12 ST | 63-00-014 | 22 | 77 | 107 | | | | | | |
| CORSA A TR (91_, 92_, 96_, 97_) | 1.2 S | 09.1982 10.1987 | 43 | 12 S | 63-00-014 | 22 | 77 | 107 | | | | | | |
| CORSA A TR (91_, 92_, 96_, 97_) | 1.3 | 09.1985 10.1987 | 44 | 13 NB | 63-00-014 | 22 | 77 | 107 | | | | | | |
| CORSA A TR (91_, 92_, 96_, 97_) | 1.3 S | 09.1982 10.1987 | 51 | 13 SB | 63-00-014 | 22 | 77 | 107 | | | | | | |
| CORSA A TR (91_, 92_, 96_, 97_) | 1.5 D | 10.1987 11.1992 | 37 | 15 D (4EC1) | 63-00-014 | 22 | 77 | 107 | | | | | | |
| MONTEREY A (UBS_) | 3.1 TD (UBS69_) | 09.1991 07.1998 | 84 | 4 JG2TC | 63-00-046 | 29,5 | 89,5 | 100 | | 63-00-046 | 29,5 | 89,5 | 100 | |
| MONTEREY A (UBS_) | 3.2 (UBS25_) | 06.1992 07.1998 | 130 | 6VD1 | 63-00-046 | 29,5 | 89,5 | 100 | | | | | | |
| MONTEREY B | 3.0 DTI | 07.1998 08.1999 | 117 | 4 JX1 | 63-00-046 | 29,5 | 89,5 | 100 | | 63-00-046 | 29,5 | 89,5 | 100 | |
| MONTEREY B | 3.5 V6 24V | 07.1998 08.1999 | 158 | 6 VE1 | 63-00-046 | 29,5 | 89,5 | 100 | | 63-00-046 | 29,5 | 89,5 | 100 | |

A = Inner Diameter
B = Inner Diameter
C = Total Height

A = Diamètre Intérieur
B = Diamètre Intérieur
C = Taille Totale

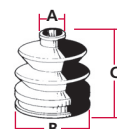
A = Diámetro Interno
B = Diámetro Interno
C = Altura Total

A = Diametro Interno
B = Diametro Interno
C = Altezza Totale



| MODEL MODELLO | VERSION VERSIONE | YEAR ANNO | KW | MOTOR MOTORE | SIDE WHEEL LATO RUOTA | A | B | C | INFO | SIDE GEARSHIFT LATO CAMBIO | A | B | C | INFO |
|---|------------------|-----------|----|--------------|-----------------------|---|---|---|------|----------------------------|----|----|----|----------------|
| PERSONA 300 | 318 16V GTI | 03.1996 | 99 | 4 G 93 | | | | | | 63-01-138 | 22 | 70 | 97 | Giunto tripodo |
| PERSONA 400 | 418 | 05.1996 | 85 | | | | | | | 63-01-138 | 22 | 70 | 97 | Giunto tripodo |
| PERSONA 400 | 420 GLS D | 05.1996 | 48 | | | | | | | 63-01-138 | 22 | 70 | 97 | Giunto tripodo |
| PERSONA 400 | 420 TD | 09.1996 | 60 | | | | | | | 63-01-138 | 22 | 70 | 97 | Giunto tripodo |
| PERSONA 400 2 volumi /Coda spiovente | 418 GLXi | 05.1996 | 85 | | | | | | | 63-01-138 | 22 | 70 | 97 | Giunto tripodo |
| PERSONA 400 2 volumi /Coda spiovente | 420 D | 09.1996 | 60 | | | | | | | 63-01-138 | 22 | 70 | 97 | Giunto tripodo |
| PERSONA 400 2 volumi /Coda spiovente | 420 GLS D | 05.1996 | 48 | | | | | | | 63-01-138 | 22 | 70 | 97 | Giunto tripodo |

A = Inner Diameter **A** = Diamètre Intérieur **A** = Diámetro Interno **A** = Diametro Interno
B = Inner Diameter **B** = Diamètre Intérieur **B** = Diámetro Interno **B** = Diametro Interno
C = Total Height **C** = Taille Totale **C** = Altura Total **C** = Altezza Totale



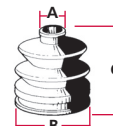
| MODEL MODELLO | VERSION VERSIONE | YEAR ANNO | KW | MOTOR MOTORE | SIDE WHEEL LATO RUOTA | A | B | C | INFO | SIDE GEARSHIFT LATO CAMBIO | A | B | C | INFO |
|---------------|------------------|-----------|----|--------------|-----------------------|----|----|-----|------|----------------------------|---|---|---|------|
| FORFOUR | 1.1 (454.030) | 04.2004 | 55 | | 63-03-313 | 22 | 75 | 117 | | | | | | |
| FORFOUR | 1.3 (454.031) | 04.2004 | 70 | | 63-03-313 | 22 | 75 | 117 | | | | | | |
| FORFOUR | 1.5 CDI | 09.2004 | 70 | | 63-03-315 | 24 | 80 | 122 | | | | | | |
| FORFOUR | 1.5 CDI | 09.2004 | 50 | | 63-03-315 | 24 | 80 | 122 | | | | | | |

A = Inner Diameter
 B = Inner Diameter
 C = Total Height

A = Diamètre Intérieur
 B = Diamètre Intérieur
 C = Taille Totale

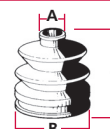
A = Diámetro Interno
 B = Diámetro Interno
 C = Altura Total

A = Diametro Interno
 B = Diametro Interno
 C = Altezza Totale



| MODEL MODELLO | VERSION VERSIONE | YEAR ANNO | KW | MOTOR MOTORE | SIDE WHEEL LATO RUOTA | A | B | C | INFO | SIDE GEARSHIFT LATO CAMBIO | A | B | C | INFO |
|---------------|------------------|-----------|-----|--------------|------------------------|----|----|----|------|----------------------------|----|----|----|------|
| KORANDO (KJ) | 2.0 | 05.1997 | 94 | | 63-00-009 | 23 | 96 | 93 | | 63-00-088 | 24 | 90 | 99 | |
| KYRON | 2.0 Xdi | 05.2005 | 104 | | 63-03-306 | | | | | 63-03-309 | | | | |
| KYRON | 2.0 Xdi 4x4 | 05.2005 | 104 | | 63-03-306 | | | | | 63-03-309 | | | | |
| MUSSO (FJ) | 2.0 | 10.1996 | 93 | E20 | 63-00-009 | 23 | 96 | 93 | | 63-00-088 | 24 | 90 | 99 | |
| REXTON | 2.7 Xdi | 08.2004 | 120 | | 63-03-304 63-03-305 | | | | E32 | 63-03-307 63-03-308 | | | | E32 |
| REXTON | 2.9 D | 04.2002 | 88 | | 63-03-304 63-03-305 | | | | E32 | 63-03-307 63-03-308 | | | | E32 |
| REXTON | 3.2 | 04.2002 | 162 | | 63-03-304 63-03-305 | | | | E32 | 63-03-307 63-03-308 | | | | E32 |

A = Inner Diameter **A** = Diamètre Intérieur **A** = Diámetro Interno **A** = Diametro Interno
B = Inner Diameter **B** = Diamètre Intérieur **B** = Diámetro Interno **B** = Diametro Interno
C = Total Height **C** = Taille Totale **C** = Altura Total **C** = Altezza Totale



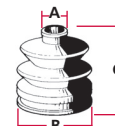
| MODEL MODELLO | VERSION VERSIONE | YEAR ANNO | KW | MOTOR MOTORE | SIDE WHEEL LATO RUOTA | A | B | C | INFO | SIDE GEARSHIFT LATO CAMBIO | A | B | C | INFO |
|----------------------------|------------------|--------------------|-----|--------------|-------------------------------------|----------------|----------------|----------------|--|----------------------------|------------|----------|-----------|---|
| 1800 XT COUPE (XT) | Turbo 4WD | 11.1984 12.1990 | 100 | EA82 | 63-00-008 63-00-036 | 23 22 | 86 78 | 100 90,5 | Front axle Rear Axle | 63-00-001 63-01-106 | 20 23 | 71 80 | 91 116 | Rear Axle Front axle |
| FORESTER (SF) | 2.0 | 08.1997 09.2002 | 90 | EJ20 | 63-00-002 63-00-016 | 22 20 | 76 78 | 85 92 | Rear Axle | 63-00-024 63-01-137 | 23 21 | 77 72 | 111 95 | Front axle Rear Axle |
| FORESTER (SF) | 2.0 | 06.1998 09.2002 | 92 | EJ20 | 63-00-002 63-00-016 | 22 20 | 76 78 | 85 92 | Front axle | 63-00-024 63-01-137 | 23 21 | 77 72 | 111 95 | Front axle Rear Axle |
| IMPREZA (GC) | 1.6 i | 08.1992 12.2000 | 66 | EJ16 | 63-00-016 | 20 | 78 | 92 | | 63-01-137 | 21 | 72 | 95 | |
| IMPREZA (GC) | 1.6 i 4WD | 08.1992 12.2000 | 66 | EJ16 | 63-00-003 63-00-016 | 23 20 | 73 78 | 89 92 | Rear Axle | 63-00-021 63-01-137 | 19 21 | 67 72 | 90 95 | Rear Axle Front axle |
| IMPREZA (GC) | 1.8 i 4WD | 08.1992 12.2000 | 76 | EJ18 | 63-00-003 63-00-016 | 23 20 | 73 78 | 89 92 | Rear Axle | 63-00-021 63-01-137 | 19 21 | 67 72 | 90 95 | Rear Axle Front axle |
| IMPREZA (GC) | 2.0 i 4WD | 10.1995 12.2000 | 85 | EJ20 | 63-00-003 63-00-016 | 23 20 | 73 78 | 89 92 | Rear Axle | 63-00-021 63-01-137 | 19 21 | 67 72 | 90 95 | Rear Axle Front axle |
| IMPREZA (GC) | 2.0 Turbo GT 4WD | 03.1994 12.2000 | 155 | EJ20 (Turbo) | 63-00-002 63-00-016 | 22 20 | 76 78 | 85 92 | Rear Axle | 63-00-024 63-01-137 | 23 21 | 77 72 | 111 95 | Front axle Rear Axle |
| IMPREZA Station wagon (GF) | 1.6 i 4WD | 08.1992 12.2000 | 66 | EJ16 | 63-00-003 63-00-016 | 23 20 | 73 78 | 89 92 | Rear Axle | 63-00-021 63-01-137 | 19 21 | 67 72 | 90 95 | Rear Axle Rear Axle |
| IMPREZA Station wagon (GF) | 1.8 i 4WD | 08.1992 12.2000 | 76 | EJ18 | 63-00-003 63-00-016 | 23 20 | 73 78 | 89 92 | Rear Axle | 63-00-021 63-01-137 | 19 21 | 67 72 | 90 95 | Rear Axle Front axle |
| IMPREZA Station wagon (GF) | 2.0 16V | 06.1998 12.2000 | 92 | | 63-00-016 | 20 | 78 | 92 | | 63-01-137 | 21 | 72 | 95 | |
| JUSTY I (KAD) | 1.0 | 11.1984 06.1989 | 40 | EF10 | 63-00-007 | 20 | 68 | 85 | ->10.1988 | 63-00-007 | 20 | 68 | 85 | ->10.1988 |
| JUSTY I (KAD) | 1.0 | 05.1987 10.1995 | 37 | EF10 | 63-00-007 | 20 | 68 | 85 | ->10.1988 | 63-00-007 | 20 | 68 | 85 | ->10.1988 |
| JUSTY I (KAD) | 1.0 4WD (KAD-A) | 11.1984 12.1990 | 40 | EF10 | 63-00-003 63-00-043 63-00-075 | 23 20 20 | 73 67 68 | 89 84 86 | ->09.1985 Front axle 02.85->09.85 Rear Axle ->01.1985 Rear Axle | 63-00-007 63-00-027 | 20 21,5 | 68 72 | 85 94 | ->09.1985 Rear Axle ->09.1985 Front axle |
| JUSTY I (KAD) | 1.0 4WD (KAD-A) | 05.1987 11.1994 | 37 | EF10 | 63-00-003 | 23 | 73 | 89 | | 63-00-021 | 19 | 67 | 90 | |
| JUSTY I (KAD) | 1.2 | 05.1987 10.1995 | 49 | EF12 | 63-00-043 | 20 | 67 | 84 | | 63-00-007 | 20 | 68 | 85 | |

A = Inner Diameter
B = Inner Diameter
C = Total Height

A = Diamètre Intérieur
B = Diamètre Intérieur
C = Taille Totale

A = Diámetro Interno
B = Diámetro Interno
C = Altura Total

A = Diametro Interno
B = Diametro Interno
C = Altezza Totale



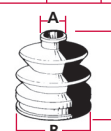
| MODEL MODELLO | VERSION VERSIONE | YEAR ANNO | KW | MOTOR MOTORE | SIDE WHEEL LATO RUOTA | A | B | C | INFO | SIDE GEARSHIFT LATO CAMBIO | A | B | C | INFO |
|----------------------------------|---------------------|--------------------|-----|--------------|------------------------|----------|----------|-----------|---------------------------------|----------------------------|----------|----------|----------|-----------|
| JUSTY I (KAD) | 1.2 4WD | 10.1986 12.1990 | 50 | EF12 | 63-00-043 | 20 | 67 | 84 | | 63-00-007 | 20 | 68 | 85 | |
| JUSTY I (KAD) | 1.2 4WD | 10.1990 12.1994 | 55 | EF12 | 63-00-043 | 20 | 67 | 84 | | 63-00-007 | 20 | 68 | 85 | |
| JUSTY I (KAD) | 1.2 4WD (KAD-A) | 05.1987 05.1991 | 49 | EF12 | 63-00-043 | 20 | 67 | 84 | | 63-00-007 | 20 | 68 | 85 | |
| JUSTY III (G3X) | 1.3 | 09.2003 | 69 | | 63-00-054 | 23 | 75 | 115 | G3X413D | | | | | |
| JUSTY III (G3X) | 1.5 | 09.2003 | 73 | | 63-00-054 | 23 | 75 | 115 | G3X413D | | | | | |
| LEGACY I (BC) | 1.8 4WD | 01.1989 09.1991 | 76 | EJ18 SPI | 63-00-003 63-00-030 | 23 25 | 73 90 | 89 107 | Rear Axle Automatic trasmission | 63-01-102 | 21,5 | 71 | 96 | Rear Axle |
| LEGACY I (BC) | 2.0 4WD | 08.1991 07.1994 | 85 | EJ20 EMPI | 63-00-003 63-00-030 | 23 25 | 73 90 | 89 107 | Rear Axle Automatic trasmission | 63-01-102 | 21,5 | 71 | 96 | Rear Axle |
| LEGACY I (BC) | 2.0 Turbo 4WD | 05.1992 07.1994 | 147 | EJ20-GN | 63-00-003 63-00-030 | 23 25 | 73 90 | 89 107 | Rear Axle Automatic trasmission | 63-01-102 | 21,5 | 71 | 96 | Rear Axle |
| LEGACY I Station wagon (BJF) | 1.84WD | 01.1989 07.1994 | 76 | EJ18 SPI | 63-00-003 63-00-030 | 23 25 | 73 90 | 89 107 | Rear Axle Automatic trasmission | 63-01-102 | 21,5 | 71 | 96 | Rear Axle |
| LEGACY I Station wagon (BJF) | 2.0 | 09.1991 12.1993 | 85 | EJ20 EMPI | 63-00-030 | 25 | 90 | 107 | | 63-00-036 | 22 | 78 | 90,5 | |
| LEGACY I Station wagon (BJF) | 2.0 4WD | 09.1991 07.1994 | 85 | EJ20 EMPI | 63-00-003 63-00-030 | 23 25 | 73 90 | 89 107 | Rear Axle Automatic trasmission | 63-01-102 | 21,5 | 71 | 96 | Rear Axle |
| LEGACY I Station wagon (BJF) | 2.0 Turbo Super 4WD | 05.1992 07.1994 | 147 | EJ20-GN | 63-00-003 63-00-030 | 23 25 | 73 90 | 89 107 | Rear Axle Automatic trasmission | 63-01-102 | 21,5 | 71 | 96 | Rear Axle |
| LEGACY II (BD, BG) | 2.0 i | 09.1994 03.1999 | 85 | | 63-00-030 | 25 | 90 | 107 | | 63-00-036 | 22 | 78 | 90,5 | |
| LEGACY II (BD, BG) | 2.0 i 4WD | 09.1994 03.1999 | 85 | EJ20 | 63-00-006 | 25 | 85 | 85 | | 63-00-021 63-01-137 | 19 21 | 67 72 | 90 95 | |
| LEGACY II Station wagon (BD, BG) | 2.0 i | 09.1994 11.1998 | 85 | EJ20 EMPI | 63-00-030 | 25 | 90 | 107 | | 63-00-036 | 22 | 78 | 90,5 | |
| LEGACY II Station wagon (BD, BG) | 2.0 i 4WD | 09.1994 11.1998 | 85 | EJ20 | 63-00-006 | 25 | 85 | 85 | | 63-00-021 63-01-137 | 19 21 | 67 72 | 90 95 | |
| LEGACY III (BE, BH) | 2.0 | 04.1999 | 92 | EJ20 | 63-00-030 | 25 | 90 | 107 | | 63-00-036 | 22 | 78 | 90,5 | |

A = Inner Diameter
B = Inner Diameter
C = Total Height

A = Diamètre Intérieur
B = Diamètre Intérieur
C = Taille Totale

A = Diámetro Interno
B = Diámetro Interno
C = Altura Total

A = Diametro Interno
B = Diametro Interno
C = Altezza Totale



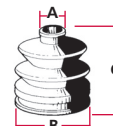
| MODEL MODELLO | VERSION VERSIONE | YEAR ANNO | KW | MOTOR MOTORE | SIDE WHEEL LATO RUOTA | A | B | C | INFO | SIDE GEARSHIFT LATO CAMBIO | A | B | C | INFO |
|-----------------------------------|-------------------------|--------------------|----|--------------|-------------------------------------|----------------|----------------|------------------|---|----------------------------|----------|----------|-----------|-------------------------|
| LEGACY III Station wagon (BE, BH) | 2.0 | 12.1998 | 92 | EJ20 | 63-00-030 | 25 | 90 | 107 | | 63-00-036 | 22 | 78 | 90,5 | |
| LEONE I (AB) | 1300 | 03.1979 10.1984 | 45 | EA65 | 63-00-072 | 21 | 76 | 89 | | 63-00-023 | 22 | 74 | 109 | |
| LEONE I (AB) | 1600 | 03.1979 10.1984 | 63 | EA71 | 63-00-072 63-01-104 | 21 23 | 76 74 | 89 98 | 06.1979 -> ->05.1979 | 63-00-023 | 22 | 74 | 109 | 06.1979 -> |
| LEONE I (AB) | 1800 4WD | 09.1980 10.1984 | 59 | EA81 | 63-00-001 63-00-072 | 20 21 | 71 76 | 91 89 | Rear Axle Front axle | 63-00-001 63-00-024 | 20 23 | 71 77 | 91 111 | Rear Axle Front axle |
| LEONE I (AB) | 1800 4WD | 09.1980 10.1984 | 60 | EA81 | 63-00-001 63-00-072 | 20 21 | 71 76 | 91 89 | Rear Axle Front axle | 63-00-001 63-00-024 | 20 23 | 71 77 | 91 111 | Rear Axle Front axle |
| LEONE I (AB) | 1800 FWD | 01.1979 12.1984 | | | 63-00-072 | 21 | 76 | 89 | | 63-00-023 | 22 | 74 | 109 | |
| LEONE I Hatchback | 1300 | 03.1979 10.1984 | 45 | EA65 | 63-00-072 | 21 | 76 | 89 | | 63-00-023 | 22 | 74 | 109 | |
| LEONE I Hatchback | 1600 | 03.1979 10.1984 | 63 | EA71 | 63-00-072 63-01-104 | 21 23 | 76 74 | 89 98 | 06.1979 -> ->05.1979 | 63-00-023 | 22 | 74 | 109 | 06.1979 -> |
| LEONE I Hatchback | 1800 4WD | 09.1980 10.1984 | 59 | EA81 | 63-00-001 63-00-072 | 20 21 | 71 76 | 91 89 | Rear Axle Front axle | 63-00-001 63-00-024 | 20 23 | 71 77 | 91 111 | Rear Axle Front axle |
| LEONE I Hatchback | 1800 Turismo 4WD | 09.1980 10.1984 | 60 | EA81 | 63-00-001 63-00-072 | 20 21 | 71 76 | 91 89 | Rear Axle Front axle | 63-00-001 63-00-024 | 20 23 | 71 77 | 91 111 | Rear Axle Front axle |
| LEONE I Station wagon | 1300 | 03.1979 10.1984 | 45 | EA65 | 63-00-072 | 21 | 76 | 89 | | 63-00-023 | 22 | 74 | 109 | |
| LEONE I Station wagon | 1600 | 03.1979 10.1984 | 63 | EA71 | 63-00-072 63-01-104 | 21 23 | 76 74 | 89 98 | 06.1979 -> ->05.1979 | 63-00-023 | 22 | 74 | 109 | 06.1979 -> |
| LEONE I Station wagon | 1600 4WD | 03.1979 10.1984 | 52 | | 63-00-001 63-00-036 63-00-072 | 20 22 21 | 71 78 76 | 91 90,5 89 | Rear Axle 07.1984 -> Front axle Front axle | 63-00-001 63-00-024 | 20 23 | 71 77 | 91 111 | Rear Axle Front axle |
| LEONE I Station wagon | 1800 4WD (AM) | 09.1980 10.1984 | 59 | EA81 | 63-00-001 63-00-072 | 20 21 | 71 76 | 91 89 | Rear Axle Front axle | 63-00-001 63-00-024 | 20 23 | 71 77 | 91 111 | Rear Axle Front axle |
| LEONE I Station wagon | 1800 Super 4WD (AM, AJ) | 09.1980 10.1984 | 60 | EA81 | 63-00-001 63-00-072 | 20 21 | 71 76 | 91 89 | Rear Axle Front axle | 63-00-001 63-00-024 | 20 23 | 71 77 | 91 111 | Rear Axle Front axle |
| LEONE II | 1300 | 11.1984 09.1991 | 48 | EA65 | 63-00-072 | 21 | 76 | 89 | | 63-00-023 | 22 | 74 | 109 | |

A = Inner Diameter
B = Inner Diameter
C = Total Height

A = Diamètre Intérieur
B = Diamètre Intérieur
C = Taille Totale

A = Diámetro Interno
B = Diámetro Interno
C = Altura Total

A = Diametro Interno
B = Diametro Interno
C = Altezza Totale



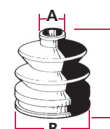
| MODEL MODELLO | VERSION VERSIONE | YEAR ANNO | KW | MOTOR MOTORE | SIDE WHEEL LATO RUOTA | A | B | C | INFO | SIDE GEARSHIFT LATO CAMBIO | A | B | C | INFO |
|---------------------------------|-------------------------|--------------------|-----|--------------|------------------------|----------|----------|------------|-------------------------|----------------------------|----------|----------|-----------|-------------------------|
| LEONE II | 1600 | 11.1984 09.1991 | 55 | EA71 | 63-00-003 | 23 | 73 | 89 | | 63-00-023 | 22 | 74 | 109 | |
| LEONE II | 1800 4WD | 11.1984 12.1990 | 66 | EA82 | 63-00-001 63-00-008 | 20 23 | 71 86 | 91 100 | Rear Axle Front axle | 63-00-001 63-01-106 | 20 23 | 71 80 | 91 116 | Rear Axle Front axle |
| LEONE II | 1800 4WD | 01.1988 12.1990 | 72 | EA82 | 63-00-001 63-00-008 | 20 23 | 71 86 | 91 100 | Rear Axle Front axle | 63-00-001 63-01-106 | 20 23 | 71 80 | 91 116 | Rear Axle Front axle |
| LEONE II | 1800 4WD | 01.1988 12.1990 | 88 | EA82 | 63-00-001 63-00-008 | 20 23 | 71 86 | 91 100 | Rear Axle Front axle | 63-00-001 63-01-106 | 20 23 | 71 80 | 91 116 | Rear Axle Front axle |
| LEONE II | 1800 4WD Cat. | 07.1986 09.1991 | 70 | | 63-00-001 63-00-036 | 20 22 | 71 78 | 91 90,5 | Rear Axle Front axle | 63-00-001 63-00-024 | 20 23 | 71 77 | 91 111 | Rear Axle Front axle |
| LEONE II | 1800 FWD | 01.1984 12.1990 | | | 63-00-003 | 23 | 73 | 89 | | 63-00-023 | 22 | 74 | 109 | |
| LEONE II | 1800 Turbo 4WD | 03.1989 12.1990 | 96 | EA82 | 63-00-001 63-00-008 | 20 23 | 71 86 | 91 100 | Rear Axle Front axle | 63-00-001 63-01-106 | 20 23 | 71 80 | 91 116 | Rear Axle Front axle |
| LEONE II | 1800 Turbo 4WD | 11.1984 12.1990 | 100 | EA82 | 63-00-001 63-00-008 | 20 23 | 71 86 | 91 100 | Rear Axle Front axle | 63-00-001 63-01-106 | 20 23 | 71 80 | 91 116 | Rear Axle Front axle |
| LEONE II Station wagon | 1800 4WD | 11.1984 12.1990 | 66 | EA82 | 63-00-001 63-00-008 | 20 23 | 71 86 | 91 100 | Rear Axle Front axle | 63-00-001 63-01-106 | 20 23 | 71 80 | 91 116 | Rear Axle Front axle |
| LEONE II Station wagon | 1800 4WD | 12.1986 07.1991 | 72 | EA82 | 63-00-001 63-00-036 | 20 22 | 71 78 | 91 90,5 | Rear Axle Front axle | 63-00-001 63-00-024 | 20 23 | 71 77 | 91 111 | Rear Axle Front axle |
| LEONE II Station wagon | 1800 4WD | 01.1988 12.1990 | 88 | EA82 | 63-00-001 63-00-008 | 20 23 | 71 86 | 91 100 | Rear Axle Front axle | 63-00-001 63-01-106 | 20 23 | 71 80 | 91 116 | Rear Axle Front axle |
| LEONE II Station wagon | 1800 Super 4WD | 03.1989 12.1990 | 96 | EA82 | 63-00-001 63-00-008 | 20 23 | 71 86 | 91 100 | Rear Axle Front axle | 63-00-001 63-01-106 | 20 23 | 71 80 | 91 116 | Rear Axle Front axle |
| LEONE II Station wagon | 1800 Super 4WD Cat. | 07.1986 02.1992 | 70 | | 63-00-001 63-00-036 | 20 22 | 71 78 | 91 90,5 | Rear Axle Front axle | 63-00-001 63-00-024 | 20 23 | 71 77 | 91 111 | Rear Axle Front axle |
| LEONE II Station wagon | 1800 Super Turbo 4WD | 11.1984 12.1990 | 100 | EA82 | 63-00-001 63-00-008 | 20 23 | 71 86 | 91 100 | Rear Axle Front axle | 63-00-001 63-01-106 | 20 23 | 71 80 | 91 116 | Rear Axle Front axle |
| LIBERO Autobus (E10, E12) | 1.0 4WD (E10, KJ6) | 01.1983 12.1987 | 37 | EF10 | 63-01-137 63-01-142 | 21 19 | 72 68 | 95 80 | | 63-00-022 63-01-137 | 19 21 | 64 72 | 83 95 | |
| LIBERO Autobus (E10, E12) | 1.2 i 4WD (E12, FA) | 08.1991 02.2000 | 40 | EF12 | 63-00-022 | 19 | 64 | 83 | | | | | | |
| REX II/ MINI JUMBO | 550 | 08.1981 06.1987 | 23 | EK23 | 63-00-007 | 20 | 68 | 85 | | 63-00-007 | 20 | 68 | 85 | |

A = Inner Diameter
B = Inner Diameter
C = Total Height

A = Diamètre Intérieur
B = Diamètre Intérieur
C = Taille Totale

A = Diámetro Interno
B = Diámetro Interno
C = Altura Total

A = Diametro Interno
B = Diametro Interno
C = Altezza Totale



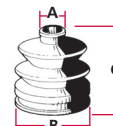
| MODEL MODELLO | VERSION VERSIONE | YEAR ANNO | KW | MOTOR MOTORE | SIDE WHEEL LATO RUOTA | A | B | C | INFO | SIDE GEARSHIFT LATO CAMBIO | A | B | C | INFO |
|-----------------------------|------------------|--------------------|----|--------------------|-------------------------------------|----------------|----------------|----------------|--|----------------------------|----|----|----|-------------------------|
| REX II/ MINI JUMBO | 550 | 06.1987 06.1989 | 26 | EK23 6V | 63-00-044 | 19 | 64 | 85 | | 63-00-022 | 19 | 64 | 83 | |
| REX II/ MINI JUMBO | 550 4WD | 06.1987 06.1989 | 26 | EK23 6V | 63-00-044 | 19 | 64 | 85 | Front axle Rear Axle | 63-00-022 | 19 | 64 | 83 | Front axle |
| REX II/ MINI JUMBO | 550 4WD | 08.1983 06.1987 | 23 | EK23 | 63-00-007 63-00-043 63-00-075 | 20 20 20 | 68 67 68 | 85 84 86 | Front axle Rear Axle 03.1985 -> Rear Axle ->02.1985 Rear Axle | 63-00-007 | 20 | 68 | 85 | Front axle Rear Axle |
| REX II/ MINI JUMBO | 550 Kompressor | 08.1988 06.1989 | 40 | EK23 Super Charger | 63-00-044 | 19 | 64 | 85 | | 63-00-022 | 19 | 64 | 83 | |
| REX II/ MINI JUMBO | 550 Turbo | 07.1984 06.1987 | 30 | | 63-00-007 | 20 | 68 | 85 | | 63-00-007 | 20 | 68 | 85 | |
| REX III/ MINI JUMBO/ M80-70 | 0.5 | 06.1989 07.1990 | 28 | EN05 | 63-00-044 | 19 | 64 | 85 | | 63-00-022 | 19 | 64 | 83 | |
| VIVIO | 660 4WD | 03.1992 10.1995 | 32 | EN07E | 63-00-044 | 19 | 64 | 85 | Front axle Rear Axle | 63-00-022 | 19 | 64 | 83 | Front axle |

A = Inner Diameter
B = Inner Diameter
C = Total Height

A = Diamètre Intérieur
B = Diamètre Intérieur
C = Taille Totale

A = Diámetro Interno
B = Diámetro Interno
C = Altura Total

A = Diametro Interno
B = Diametro Interno
C = Altezza Totale



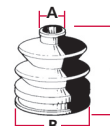
| MODEL MODELLO | VERSION VERSIONE | YEAR ANNO | KW | MOTOR MOTORE | SIDE WHEEL LATO RUOTA | A | B | C | INFO | SIDE GEARSHIFT LATO CAMBIO | A | B | C | INFO |
|--------------------------------------|-----------------------------------|--------------------|-----|--------------|-----------------------|----|----|----|------|----------------------------|----------|----------|----------|---|
| ALTO I (SS80) | 0.55 / 0.65 | 01.1988 | | | 63-00-044 | 19 | 64 | 85 | | 63-00-022 63-01-109 | 19 18 | 64 58 | 83 84 | ->08.1988 Giunto tripodo 09.1988 -> |
| BALENO (EG) | 1.3 i 16V | 07.1995 | 63 | G13B | 63-00-021 | 19 | 67 | 90 | | 63-01-178 | 19 | 63 | 91 | Giunto tripodo |
| BALENO 2 volumi /Coda spiovente (EG) | 1.3 i 16V | 07.1995 | 63 | G13B | 63-00-021 | 19 | 67 | 90 | | 63-01-178 | 19 | 63 | 91 | Giunto tripodo |
| BALENO Station wagon (EG) | 1.3 16V | 03.1997 | 63 | G13BB | 63-00-021 | 19 | 67 | 90 | | 63-01-178 | 19 | 63 | 91 | Giunto tripodo |
| CAPPUCINO | 0.7 | 02.1992 08.1995 | 47 | F6A | | | | | | 63-00-022 | 19 | 64 | 83 | |
| CARRY Furgonato (ST90V) | 0.8 | 11.1980 10.1985 | 27 | F8A | 63-00-021 | 19 | 67 | 90 | | | | | | |
| CARRY Furgonato (FD) | 0.8 (DA21) F8A | 01.1986 | 29 | | 63-00-044 | 19 | 64 | 85 | | 63-00-022 | 19 | 64 | 83 | |
| GRAND VITARA | 1.6 | 10.2005 | 78 | | | | | | | 63-01-122 | 21 | 76 | 83 | Giunto tripodo |
| GRAND VITARA | 1.9 DDiS | 09.2005 | 95 | | | | | | | 63-01-122 | 21 | 76 | 83 | Giunto tripodo |
| GRAND VITARA | 2.0 | 10.2005 | 103 | | | | | | | 63-01-122 | 21 | 76 | 83 | Giunto tripodo |
| IGNIS (FH) | 1.3 | 10.2000 09.2003 | 61 | M13A | 63-00-021 | 19 | 67 | 90 | | 63-01-178 | 19 | 63 | 91 | Giunto tripodo |
| IGNIS (FH) | 1.3 4WD | 10.2000 09.2003 | 61 | M13A | | | | | | 63-00-022 | 19 | 64 | 83 | |
| LJ 80 | 0.8 | 01.1980 01.1984 | 29 | F8A | 63-00-021 | 19 | 67 | 90 | | | | | | |
| SAMURAI (SJ) | 1.0 (SJ 410) | 11.1988 | 33 | F10A | | | | | | 63-00-022 | 19 | 64 | 83 | |
| SANTANA | 1.0 (SJ410) F10A | 01.1984 | | | | | | | | 63-00-022 | 19 | 64 | 83 | |
| SANTANA | 1.0 (SJ410) F10A MADE IN SPAIN | 04.1982 03.1988 | | AZV | | | | | | 63-00-022 | 19 | 64 | 83 | |
| SJ 410 | 1.0 | 09.1981 12.1988 | 33 | F10A | | | | | | 63-00-022 | 19 | 64 | 83 | |

A = Inner Diameter
B = Inner Diameter
C = Total Height

A = Diamètre Intérieur
B = Diamètre Intérieur
C = Taille Totale

A = Diámetro Interno
B = Diámetro Interno
C = Altura Total

A = Diametro Interno
B = Diametro Interno
C = Altezza Totale



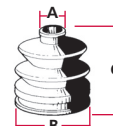
| MODEL MODELLO | VERSION VERSIONE | YEAR ANNO | KW | MOTOR MOTORE | SIDE WHEEL LATO RUOTA | A | B | C | INFO | SIDE GEARSHIFT LATO CAMBIO | A | B | C | INFO |
|--|---------------------------|--------------------|----|--------------|-----------------------|----|----|----|------|----------------------------|----------|----------|----------|----------------------------------|
| SJ 410 Cabrio | 1.0 | 09.1981 12.1988 | 33 | F10A | | | | | | 63-00-022 | 19 | 64 | 83 | |
| SUPER CARRY Autobus (ED) | 1.0 | 10.1992 03.1999 | 31 | F10A | | | | | | 63-00-022 | 19 | 64 | 83 | |
| SUPER CARRY Autobus (ED) | 1.0 | 10.1985 03.1999 | 33 | F10A | | | | | | 63-00-022 | 19 | 64 | 83 | |
| SUPER CARRY Autobus (ED) | 1.0 | 09.1994 03.1999 | 30 | F10A | | | | | | 63-00-022 | 19 | 64 | 83 | |
| SWIFT I (AA) | 1.0 (SA310, AA41/43) | 10.1983 03.1989 | 37 | G10A G10 | 63-00-022 | 19 | 64 | 83 | | 63-01-109 63-01-162 | 18 19 | 58 62 | 84 88 | Giunto tripodo Giunto tripodo |
| SWIFT I (AA) | 1.0 Turbo (SA310) | 02.1985 12.1989 | 52 | | 63-00-022 | 19 | 64 | 83 | | 63-01-109 63-01-162 | 18 19 | 58 62 | 84 88 | Giunto tripodo Giunto tripodo |
| SWIFT I (AA) | 1.3 (SA413, AA51) | 10.1984 03.1989 | 50 | G13A | 63-00-022 | 19 | 64 | 83 | | 63-01-109 63-01-162 | 18 19 | 58 62 | 84 88 | Giunto tripodo Giunto tripodo |
| SWIFT I (AA) | 1.3 (SA413, AA51/53) | 10.1984 03.1989 | 54 | G13A | 63-00-022 | 19 | 64 | 83 | | 63-01-109 63-01-162 | 18 19 | 58 62 | 84 88 | Giunto tripodo Giunto tripodo |
| SWIFT I (AA) | 1.3 (SA413, AA53) | 08.1986 03.1989 | 47 | G13A | 63-00-022 | 19 | 64 | 83 | | 63-01-109 63-01-162 | 18 19 | 58 62 | 84 88 | Giunto tripodo Giunto tripodo |
| SWIFT I (AA) | 1.3 GTi/GXi (SA413, AA33) | 08.1986 03.1989 | 74 | G13B | 63-00-022 | 19 | 64 | 83 | | 63-01-109 63-01-162 | 18 19 | 58 62 | 84 88 | Giunto tripodo Giunto tripodo |
| SWIFT II (AH, AJ) | 1.3 (SF413, AH35) | 03.1989 12.1991 | 52 | G13A | 63-00-003 | 23 | 73 | 89 | | 63-00-027 | 21,5 | 72 | 94 | |
| SWIFT II (AH, AJ) | 1.3 (SF413, AH35, MA) | 03.1989 05.2001 | 50 | G13A | 63-00-003 | 23 | 73 | 89 | | 63-00-027 | 21,5 | 72 | 94 | |
| SWIFT II 2 volumi /Coda spiovente (EA, MA) | 1.0 (SF310, AA44) | 03.1989 05.2001 | 37 | G10A | 63-00-003 | 23 | 73 | 89 | | 63-00-027 | 21,5 | 72 | 94 | |
| SWIFT II 2 volumi /Coda spiovente (EA, MA) | 1.0 i (SF310, AA44) | 09.1991 05.2001 | 39 | G10A | 63-00-003 | 23 | 73 | 89 | | 63-00-027 | 21,5 | 72 | 94 | |
| SWIFT II 2 volumi /Coda spiovente (EA, MA) | 1.0 i (SF310, AA44) | 03.1989 12.1991 | 40 | G10A | 63-00-003 | 23 | 73 | 89 | | 63-00-027 | 21,5 | 72 | 94 | |
| SWIFT II 2 volumi /Coda spiovente (EA, MA) | 1.3 (SF413, AB35) | 03.1989 12.1991 | 52 | G13A | 63-00-003 | 23 | 73 | 89 | | 63-00-027 | 21,5 | 72 | 94 | |

A = Inner Diameter
B = Inner Diameter
C = Total Height

A = Diamètre Intérieur
B = Diamètre Intérieur
C = Taille Totale

A = Diámetro Interno
B = Diámetro Interno
C = Altura Total

A = Diametro Interno
B = Diametro Interno
C = Altezza Totale



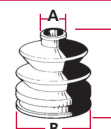
| MODEL MODELLO | VERSION VERSIONE | YEAR ANNO | KW | MOTOR MOTORE | SIDE WHEEL LATO RUOTA | A | B | C | INFO | SIDE GEARSHIFT LATO CAMBIO | A | B | C | INFO |
|---|-----------------------------|--------------------|----|--------------|-----------------------|----|----|-----|------|----------------------------|------|----|----|------|
| SWIFT II 2 volumi /Coda spiovente (EA, MA) | 1.3 (SF413, AB35) | 03.1989 05.2001 | 50 | G13A | 63-00-003 | 23 | 73 | 89 | | 63-00-027 | 21,5 | 72 | 94 | |
| SWIFT II 2 volumi /Coda spiovente (EA, MA) | 1.3 4WD (SF413, AA35) | 03.1989 05.2001 | 50 | G13A | 63-00-003 | 23 | 73 | 89 | | 63-00-027 | 21,5 | 72 | 94 | |
| SWIFT II 2 volumi /Coda spiovente (EA, MA) | 1.3 4WD (SF413, AF35) | 10.1989 12.1991 | 52 | G13A | 63-00-003 | 23 | 73 | 89 | | 63-00-027 | 21,5 | 72 | 94 | |
| SWIFT II 2 volumi /Coda spiovente (EA, MA) | 1.3 GTi (SF413, AA34) | 03.1989 05.2001 | 74 | G13B | 63-00-003 | 23 | 73 | 89 | | 63-00-027 | 21,5 | 72 | 94 | |
| SWIFT Cabriolet (SF413) | 1.3 (SF413, AK35) | 09.1991 | 50 | G13B | 63-00-021 | 19 | 67 | 90 | | 63-00-027 | 21,5 | 72 | 94 | |
| SWIFT III (SG) | 1.3 | 02.2005 | 68 | | 63-00-068 | 22 | 71 | 105 | | | | | | |
| SWIFT III (SG) | 1.3 4x4 | 01.2006 | 66 | | 63-00-068 | 22 | 71 | 105 | | | | | | |
| SWIFT III (SG) | 1.3 DDiS | 08.2005 | 51 | Z13DT | 63-00-068 | 22 | 71 | 105 | | | | | | |
| SWIFT III (SG) | 1.5 | 02.2005 | 75 | | 63-00-068 | 22 | 71 | 105 | | | | | | |
| VITARA (ET, TA) | 1.6 (ET) | 07.1988 12.1991 | 60 | G16A | 63-00-003 | 23 | 73 | 89 | | 63-00-027 | 21,5 | 72 | 94 | |
| VITARA (ET, TA) | 1.6 (TA) | 07.1988 01.1995 | 59 | G16A | 63-00-003 | 23 | 73 | 89 | | 63-00-027 | 21,5 | 72 | 94 | |
| VITARA (ET, TA) | 1.6 16V (ET) | 07.1990 12.1994 | 71 | G16B | 63-00-003 | 23 | 73 | 89 | | 63-00-027 | 21,5 | 72 | 94 | |
| VITARA Cabrio (ET, TA) | 1.6 (TA) | 07.1988 01.1995 | 59 | G16A | 63-00-003 | 23 | 73 | 89 | | 63-00-027 | 21,5 | 72 | 94 | |
| VITARA Cabrio (ET, TA) | 1.6 16V (ET) | 07.1990 03.1999 | 71 | G16B | 63-00-003 | 23 | 73 | 89 | | 63-00-027 | 21,5 | 72 | 94 | |
| WAGON R+ (EM) | 1.0 | 02.1998 05.2000 | 48 | | 63-00-021 | 19 | 67 | 90 | | 63-00-022 | 19 | 64 | 83 | |

A = Inner Diameter
B = Inner Diameter
C = Total Height

A = Diamètre Intérieur
B = Diamètre Intérieur
C = Taille Totale

A = Diámetro Interno
B = Diámetro Interno
C = Altura Total

A = Diametro Interno
B = Diametro Interno
C = Altezza Totale



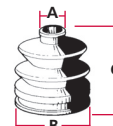
| MODEL MODELLO | VERSION VERSIONE | YEAR ANNO | KW | MOTOR MOTORE | SIDE WHEEL LATO RUOTA | A | B | C | INFO | SIDE GEARSHIFT LATO CAMBIO | A | B | C | INFO |
|---------------|------------------|--------------------|----|--------------|-----------------------|----|----|----|------|----------------------------|----|----|----|----------------|
| WAGON R+ (EM) | 1.2 | 02.1998 05.2000 | 51 | | 63-00-021 | 19 | 67 | 90 | | 63-00-022 | 19 | 64 | 83 | |
| WAGON R+ (EM) | 1.2 4WD | 02.1998 05.2000 | 51 | | 63-00-021 | 19 | 67 | 90 | | 63-00-022 | 19 | 64 | 83 | |
| WAGON R+ (MM) | 1.3 | 05.2000 | 56 | G13BB | 63-00-021 | 19 | 67 | 90 | | 63-01-178 | 19 | 63 | 91 | Giunto tripodo |

A = Inner Diameter
B = Inner Diameter
C = Total Height

A = Diamètre Intérieur
B = Diamètre Intérieur
C = Taille Totale

A = Diámetro Interno
B = Diámetro Interno
C = Altura Total

A = Diametro Interno
B = Diametro Interno
C = Altezza Totale



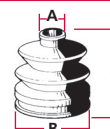
| MODEL MODELLO | VERSION VERSIONE | YEAR ANNO | KW | MOTOR MOTORE | SIDE WHEEL LATO RUOTA | A | B | C | INFO | SIDE GEARSHIFT LATO CAMBIO | A | B | C | INFO |
|--------------------------|-----------------------|--------------------|-----|--------------|------------------------|------------|----------|--------------|-------------------------|----------------------------|----|----|-----|-----------------------------|
| 4 RUNNER | 3.0 Turbo-D | 11.1995 | 92 | 1KZ-T | 63-00-084 | 27 | 87 | 108 | | 63-00-083 | 29 | 97 | 111 | |
| 4 RUNNER (_N130) | 2.4 TD (LN130) | 01.1990 01.1993 | 66 | BJL | 63-00-012 | 22 | 89 | 85 | | | | | | |
| 4 RUNNER (_N130) | 3.0 V6 (VZN 130) | 07.1990 11.1995 | 105 | 3VZ-E | 63-00-084 | 27 | 87 | 108 | | 63-00-083 | 29 | 97 | 111 | |
| 4 RUNNER (_N130) | 3.0 Turbo-D (KZN 130) | 10.1993 03.1996 | 92 | 1KZ-T | 63-00-084 | 27 | 87 | 108 | | 63-00-083 | 29 | 97 | 111 | |
| AVENSIS (_T22_) | 1.6 (AT220_) | 09.1997 10.2000 | 74 | 4A-FE | 63-00-056 63-00-057 | 22,5 22 | 78 76 | 123 113,5 | ->06.1998 07.1998 -> | 63-01-122 | 21 | 76 | 83 | ->06.1998 Giunto tripodo |
| AVENSIS (_T22_) | 1.6 (AT220_) | 09.1997 10.2000 | 81 | 4A-FE | 63-00-056 63-00-057 | 22,5 22 | 78 76 | 123 113,5 | ->06.1998 07.1998 -> | 63-01-122 | 21 | 76 | 83 | ->06.1998 Giunto tripodo |
| AVENSIS (_T22_) | 1.6 VVT-i | 10.2000 | 81 | 3ZZ-FE | 63-00-057 | 22 | 76 | 113,5 | | | | | | |
| AVENSIS (_T22_) | 1.8 (AT221_) | 09.1997 10.2000 | 81 | 7A-FE | 63-00-056 63-00-057 | 22,5 22 | 78 76 | 123 113,5 | ->06.1998 07.1998 -> | 63-01-122 | 21 | 76 | 83 | ->06.1998 Giunto tripodo |
| AVENSIS (_T22_) | 1.8 VVT-i | 10.2000 | 95 | 1ZZ-FE | 63-00-057 | 22 | 76 | 113,5 | | | | | | |
| AVENSIS (_T22_) | 2.0 (ST220_) | 09.1997 10.2000 | 94 | 3S-FE | 63-00-056 | 22,5 | 78 | 123 | | 63-01-122 | 21 | 76 | 83 | Giunto tripodo |
| AVENSIS (_T22_) | 2.0 VVT-i | 10.2000 | 110 | 1AZ-FSE | 63-00-056 | 22,5 | 78 | 123 | | 63-01-122 | 21 | 76 | 83 | Giunto tripodo |
| AVENSIS (_T22_) | 2.0 D-4D (CDT220_) | 10.1999 | 81 | 1CD-FTV | 63-00-056 | 22,5 | 78 | 123 | | 63-01-120 | 22 | 81 | 91 | |
| AVENSIS (_T22_) | 2.0 TD (CT220_) | 09.1997 | 66 | 2C-TE | 63-00-056 | 22,5 | 78 | 123 | | 63-01-120 | 22 | 81 | 91 | |
| AVENSIS Liftback (_T22_) | 1.6 (AT220_) | 09.1997 10.2000 | 74 | 4A-FE | 63-00-056 63-00-057 | 22,5 22 | 78 76 | 123 113,5 | ->06.1998 07.1998 -> | 63-01-122 | 21 | 76 | 83 | ->06.1998 Giunto tripodo |
| AVENSIS Liftback (_T22_) | 1.6 (AT220_) | 09.1997 10.2000 | 81 | 4A-FE | 63-00-056 63-00-057 | 22,5 22 | 78 76 | 123 113,5 | ->06.1998 07.1998 -> | 63-01-122 | 21 | 76 | 83 | ->06.1998 Giunto tripodo |
| AVENSIS Liftback (_T22_) | 1.6 VVT-i | 10.2000 | 81 | 3ZZ-FE | 63-00-057 | 22 | 76 | 113,5 | | | | | | |
| AVENSIS Liftback (_T22_) | 1.8 (AT221_) | 09.1997 10.2000 | 81 | 7A-FE | 63-00-056 63-00-057 | 22,5 22 | 78 76 | 123 113,5 | ->06.1998 07.1998 -> | 63-01-122 | 21 | 76 | 83 | ->06.1998 Giunto tripodo |

A = Inner Diameter
B = Inner Diameter
C = Total Height

A = Diamètre Intérieur
B = Diamètre Intérieur
C = Taille Totale

A = Diámetro Interno
B = Diámetro Interno
C = Altura Total

A = Diametro Interno
B = Diametro Interno
C = Altezza Totale



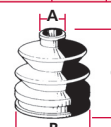
| MODEL MODELLO | VERSION VERSIONE | YEAR ANNO | KW | MOTOR MOTORE | SIDE WHEEL LATO RUOTA | A | B | C | INFO | SIDE GEARSHIFT LATO CAMBIO | A | B | C | INFO | |
|-------------------------------|--------------------|--------------------|-----|--------------|------------------------|------------|----------|--------------|-------------------------|----------------------------|------|----|-----|-----------------------------|--|
| AVENSIS Liftback (_T22_) | 1.8 VVT-i | 10.2000 | 95 | 1ZZ-FE | 63-00-057 | 22 | 76 | 113,5 | | | | | | | |
| AVENSIS Liftback (_T22_) | 2.0 (ST220_) | 09.1997 10.2000 | 94 | 3S-FE | 63-00-056 | 22,5 | 78 | 123 | | 63-01-122 | 21 | 76 | 83 | Giunto tripodo | |
| AVENSIS Liftback (_T22_) | 2.0 VVT-i | 10.2000 | 110 | 1AZ-FSE | 63-00-056 | 22,5 | 78 | 123 | | 63-01-122 | 21 | 76 | 83 | Giunto tripodo | |
| AVENSIS Liftback (_T22_) | 2.0 D-4D (CDT220_) | 10.1999 | 81 | 1CD-FTV | 63-00-056 | 22,5 | 78 | 123 | | 63-01-120 | 22 | 81 | 91 | | |
| AVENSIS Liftback (_T22_) | 2.0 TD (CT220_) | 09.1997 | 66 | 2C-TE | 63-00-056 | 22,5 | 78 | 123 | | 63-01-120 | 22 | 81 | 91 | | |
| AVENSIS Station Wagon (_T22_) | 1.6 (AT220_) | 09.1997 10.2000 | 74 | 4A-FE | 63-00-056 63-00-057 | 22,5 22 | 78 76 | 123 113,5 | ->06.1998 07.1998 -> | 63-01-122 | 21 | 76 | 83 | ->06.1998 Giunto tripodo | |
| AVENSIS Station Wagon (_T22_) | 1.6 (AT220_) | 09.1997 10.2000 | 81 | 4A-FE | 63-00-056 63-00-057 | 22,5 22 | 78 76 | 123 113,5 | ->06.1998 07.1998 -> | 63-01-122 | 21 | 76 | 83 | ->06.1998 Giunto tripodo | |
| AVENSIS Station Wagon (_T22_) | 1.6 VVT-i | 10.2000 | 81 | 3ZZ-FE | 63-00-057 | 22 | 76 | 113,5 | | | | | | | |
| AVENSIS Station Wagon (_T22_) | 1.8 (AT221_) | 09.1997 10.2000 | 81 | 7A-FE | 63-00-056 63-00-057 | 22,5 22 | 78 76 | 123 113,5 | ->06.1998 07.1998 -> | 63-01-122 | 21 | 76 | 83 | ->06.1998 Giunto tripodo | |
| AVENSIS Station Wagon (_T22_) | 1.8 VVT-i | 10.2000 | 95 | 1ZZ-FE | 63-00-057 | 22 | 76 | 113,5 | | | | | | | |
| AVENSIS Station Wagon (_T22_) | 2.0 (ST220_) | 09.1997 10.2000 | 94 | 3S-FE | 63-00-056 | 22,5 | 78 | 123 | | 63-01-122 | 21 | 76 | 83 | Giunto tripodo | |
| AVENSIS Station Wagon (_T22_) | 2.0 VVT-i | 10.2000 | 110 | 1AZ-FSE | 63-00-056 | 22,5 | 78 | 123 | | 63-01-122 | 21 | 76 | 83 | Giunto tripodo | |
| AVENSIS Station Wagon (_T22_) | 2.0 D-4D (CDT220_) | 10.1999 | 81 | 1CD-FTV | 63-00-056 | 22,5 | 78 | 123 | | 63-01-120 | 22 | 81 | 91 | | |
| AVENSIS Station Wagon (_T22_) | 2.0 TD (CT220_) | 09.1997 | 66 | 2C-TE | 63-00-056 | 22,5 | 78 | 123 | | 63-01-120 | 22 | 81 | 91 | | |
| AVENSIS VERSO | 2.0 VVT-i | 08.2001 | 110 | 1AZ-FE | 63-00-056 | 22,5 | 78 | 123 | | 63-01-122 | 21 | 76 | 83 | Giunto tripodo | |
| AVENSIS VERSO | 2.0 D4-D | 08.2001 | 85 | 1CD-FTV | 63-00-056 | 22,5 | 78 | 123 | | 63-01-120 | 22 | 81 | 91 | | |
| CAMRY Tre volumi (V1) | 1.8 | 02.1983 10.1986 | 66 | 1S-L | 63-00-015 | 26 | 79 | 96 | | 63-00-039 | 25,5 | 81 | 106 | Giunto tripodo | |

A = Inner Diameter
B = Inner Diameter
C = Total Height

A = Diamètre Intérieur
B = Diamètre Intérieur
C = Taille Totale

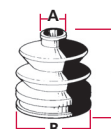
A = Diámetro Interno
B = Diámetro Interno
C = Altura Total

A = Diametro Interno
B = Diametro Interno
C = Altezza Totale



| MODEL MODELLO | VERSION VERSIONE | YEAR ANNO | KW | MOTOR MOTORE | SIDE WHEEL LATO RUOTA | A | B | C | INFO | SIDE GEARSHIFT LATO CAMBIO | A | B | C | INFO |
|-----------------------|---------------------------|--------------------|----|--------------|------------------------|----------|----------|----------|---|----------------------------|------------|----------|-----------|---|
| CAMRY Tre volumi (V1) | 1.8 Turbo-D | 11.1983 01.1988 | 54 | 1C-TL | 63-00-015 | 26 | 79 | 96 | | 63-00-039 | 25,5 | 81 | 106 | Giunto tripodo |
| CAMRY Tre volumi (V1) | 2.0 | 04.1986 01.1988 | 73 | 2S-E 2S-ELC | 63-00-006 | 25 | 85 | 85 | | 63-00-081 | 23 | 83 | 89 | |
| CAMRY Tre volumi (V1) | 2.0 GLI | 03.1983 10.1986 | 79 | 2S-EL | 63-00-006 63-00-015 | 25 26 | 85 79 | 85 96 | 06.1984 -> | 63-00-039 63-00-081 | 25,5 23 | 81 83 | 106 89 | Giunto tripodo 06.1984 -> |
| CAMRY Liftback (V1) | 1.8 | 02.1983 10.1986 | 66 | 1S-L | 63-00-015 | 26 | 79 | 96 | | 63-00-039 | 25,5 | 81 | 106 | Giunto tripodo |
| CAMRY Liftback (V1) | 1.8 Turbo-D | 10.1984 01.1988 | 54 | 1C-TL | 63-00-015 | 26 | 79 | 96 | | 63-00-039 | 25,5 | 81 | 106 | Giunto tripodo |
| CAMRY (_V2_) | 1.8 i (SV20_) | 10.1986 08.1988 | 66 | 1S-L | 63-00-015 | 26 | 79 | 96 | | 63-00-039 | 25,5 | 81 | 106 | Giunto tripodo |
| CAMRY (_V2_) | 2.0 (SV21_ SV25_) | 11.1986 05.1991 | 94 | 3S-FE | 63-00-015 63-00-033 | 26 25 | 79 80 | 96 92 | ->08.1989 09.1989 -> Automatic transmission | 63-00-039 63-01-117 | 25,5 23 | 81 80 | 106 95 | ->08.1989 Giunto tripodo 09.1989 -> Automatic transmission Giunto tripodo |
| CAMRY (_V2_) | 2.0 Gli 16V (SV21_ SV25_) | 11.1986 05.1991 | 89 | 3S-FE | 63-00-015 63-00-033 | 26 25 | 79 80 | 96 92 | ->08.1989 09.1989 -> Automatic transmission | 63-00-039 63-01-117 | 25,5 23 | 81 80 | 106 95 | ->08.1989 Giunto tripodo 09.1989 -> Automatic transmission Giunto tripodo |
| CAMRY (_V2_) | 2.0i 16V 4WD | 10.1987 | | | 63-00-084 | 27 | 87 | 108 | | | | | | |
| CAMRY (_V2_) | 2.0 Turbo-D (CV20_) | 11.1988 05.1991 | 63 | 2C-T | 63-00-015 63-00-028 | 26 24 | 79 84 | 96 95 | ->08.1989 Automatic transmission 09.1989 -> | 63-00-039 63-01-117 | 25,5 23 | 81 80 | 106 95 | ->08.1989 Automatic transmission Giunto tripodo 09.1989 -> Giunto tripodo |
| CAMRY (_V2_) | 2.0 Turbo-D (CV20_) | 11.1986 05.1991 | 62 | 2C-T | 63-00-015 | 26 | 79 | 96 | | 63-00-039 | 25,5 | 81 | 106 | Giunto tripodo |

A = Inner Diameter **A** = Diamètre Intérieur **A** = Diámetro Interno **A** = Diametro Interno
B = Inner Diameter **B** = Diamètre Intérieur **B** = Diámetro Interno **B** = Diametro Interno
C = Total Height **C** = Taille Totale **C** = Altura Total **C** = Altezza Totale



| MODEL MODELLO | VERSION VERSIONE | YEAR ANNO | KW | MOTOR MOTORE | SIDE WHEEL LATO RUOTA | A | B | C | INFO | SIDE GEARSHIFT LATO CAMBIO | A | B | C | INFO |
|----------------------------|---------------------|--------------------|-----|--------------|------------------------|----------|----------|------------|---|----------------------------|------------|----------|-----------|---|
| CAMRY Station Wagon (_V2_) | 1.8 (SV20_) | 11.1986 08.1988 | 66 | 1S | 63-00-015 | 26 | 79 | 96 | | 63-00-039 | 25,5 | 81 | 106 | Giunto tripodo |
| CAMRY Station Wagon (_V2_) | 2.0 (SV21_) | 11.1986 05.1991 | 94 | 3S-FE | 63-00-015 63-00-033 | 26 25 | 79 80 | 96 92 | ->08.1989 09.1989 -> Automatic trasmission | 63-00-039 63-01-117 | 25,5 23 | 81 80 | 106 95 | ->08.1989 Giunto tripodo 09.1989 -> Automatic trasmission Giunto tripodo |
| CAMRY Station Wagon (_V2_) | 2.0 GLi 16V (SV21_) | 11.1986 05.1991 | 89 | 3S-FE | 63-00-015 63-00-033 | 26 25 | 79 80 | 96 92 | ->08.1989 09.1989 -> Automatic trasmission | 63-00-039 63-01-117 | 25,5 23 | 81 80 | 106 95 | ->08.1989 Giunto tripodo 09.1989 -> Automatic trasmission Giunto tripodo |
| CAMRY Station Wagon (_V2_) | 2.0 Turbo-D (CV20_) | 11.1986 05.1991 | 62 | 2C-T | 63-00-015 | 26 | 79 | 96 | | 63-00-039 | 25,5 | 81 | 106 | Giunto tripodo |
| CAMRY Station Wagon (_V2_) | 2.0 Turbo-D (CV20_) | 11.1988 05.1991 | 63 | 2C-T | 63-00-015 63-00-028 | 26 24 | 79 84 | 96 95 | ->08.1989 Automatic trasmission 09.1989 -> | 63-00-039 63-01-117 | 25,5 23 | 81 80 | 106 95 | ->08.1989 Automatic trasmission Giunto tripodo 09.1989 -> Giunto tripodo |
| CAMRY (_V1_) | 2.2 (SXV10) | 06.1991 08.1996 | 100 | 5S-FE | 63-00-028 63-00-058 | 24 24 | 84 83 | 95 84,5 | ->09.1991 10.1991 -> | 63-00-081 63-01-117 | 23 23 | 83 80 | 89 95 | 10.1991 -> ->09.1991 Giunto tripodo |
| CAMRY (_V1_) | 3.0 (VCV10) | 06.1991 08.1996 | 138 | 3VZ-FE | 63-00-029 | 26 | 83 | 96 | | 63-01-117 | 23 | 80 | 95 | Giunto tripodo |
| CAMRY Station Wagon (_V10) | 2.2 (SXV10) | 03.1992 07.1996 | 100 | 5S-FE | 63-00-058 | 24 | 83 | 84,5 | | 63-00-081 | 23 | 83 | 89 | |
| CAMRY (_V20) | 2.2 (SXV20_) | 08.1996 11.2001 | 96 | 5S-FE | 63-00-058 63-01-126 | 24 24 | 83 85 | 84,5 86 | ->04.1997 ->05.1998 | 63-00-081 63-01-125 | 23 24 | 83 88 | 89 100 | Giunto tripodo ->04.1997 |
| CAMRY (_V20) | 3.0 24V (MCV20_) | 08.1996 11.2001 | 140 | 1MZ-FE | 63-01-124 | 30 | 94 | 106 | | 63-00-087 | 22 | 83 | 100 | |
| CARINA (TA4L, TA6_L) | 1.8 | 01.1982 02.1987 | 63 | 3T | 63-00-015 | 26 | 79 | 96 | 05.1984 -> | 63-00-039 | 25,5 | 81 | 106 | 05.1984 -> Giunto tripodo |
| CARINA II (_T15_) | 1.6 (AT151) | 10.1983 11.1987 | 55 | 4A-LC | 63-00-013 63-00-033 | 22 25 | 76 80 | 87 92 | AT160 | 63-00-039 63-01-110 | 25,5 22 | 81 75 | 106 95 | AT190 Giunto tripodo Giunto tripodo |

A = Inner Diameter
B = Inner Diameter
C = Total Height

A = Diamètre Intérieur
B = Diamètre Intérieur
C = Taille Totale

A = Diámetro Interno
B = Diámetro Interno
C = Altura Total

A = Diametro Interno
B = Diametro Interno
C = Altezza Totale



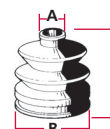
| MODEL MODELLO | VERSION VERSIONE | YEAR ANNO | KW | MOTOR MOTORE | SIDE WHEEL LATO RUOTA | A | B | C | INFO | SIDE GEARSHIFT LATO CAMBIO | A | B | C | INFO |
|------------------------------|------------------|--------------------|----|--------------|------------------------|----------|----------|----------|------------|----------------------------|------------|----------|-----------|---|
| CARINA II (_T15_) | 1.6 (AT151) | 10.1983 11.1987 | 62 | 4A-L | 63-00-013 63-00-033 | 22 25 | 76 80 | 87 92 | AT190 | 63-00-039 63-01-110 | 25,5 22 | 81 75 | 106 95 | AT190 Giunto tripodo Giunto tripodo |
| CARINA II (_T15_) | 1.6 (AT151) | 10.1986 11.1987 | 63 | 4A-L | 63-00-013 63-00-033 | 22 25 | 76 80 | 87 92 | AT190 | 63-00-039 63-01-110 | 25,5 22 | 81 75 | 106 95 | AT190 Giunto tripodo Giunto tripodo |
| CARINA II (_T15_) | 1.8 GLI (ST150) | 10.1983 11.1987 | 74 | 1S-L | 63-00-015 | 26 | 79 | 96 | 05.1984 -> | 63-00-039 | 25,5 | 81 | 106 | 05.1984 -> Giunto tripodo |
| CARINA II (_T15_) | 2.0 D | 02.1984 05.1988 | 50 | 2C-L | 63-00-006 | 25 | 85 | 85 | | 63-00-081 | 23 | 83 | 89 | |
| CARINA II (_T15_) | 2.0 D (CT150) | 12.1985 11.1987 | 51 | 2C-L | 63-00-006 | 25 | 85 | 85 | | 63-00-081 | 23 | 83 | 89 | |
| CARINA II Tre volumi (_T15_) | 1.6 (AT151) | 10.1983 11.1987 | 55 | 4A-LC | 63-00-013 63-00-033 | 22 25 | 76 80 | 87 92 | AT190 | 63-00-039 63-01-110 | 25,5 22 | 81 75 | 106 95 | AT190 Giunto tripodo Giunto tripodo |
| CARINA II Tre volumi (_T15_) | 1.6 (AT151) | 10.1983 11.1987 | 62 | 4A-L | 63-00-013 63-00-033 | 22 25 | 76 80 | 87 92 | AT190 | 63-00-039 63-01-110 | 25,5 22 | 81 75 | 106 95 | AT190 Giunto tripodo Giunto tripodo |
| CARINA II Tre volumi (_T15_) | 1.8 GLI (ST150) | 10.1983 11.1987 | 74 | 1S-EL | 63-00-015 | 26 | 79 | 96 | 05.1984 -> | 63-00-039 | 25,5 | 81 | 106 | 05.1984 -> Giunto tripodo |
| CARINA II Tre volumi (_T15_) | 2.0 D | 02.1984 05.1988 | 50 | 2C-L | 63-00-006 | 25 | 85 | 85 | | 63-00-081 | 23 | 83 | 89 | |
| CARINA II (_T17_) | 1.6 (AT171) | 12.1987 11.1989 | 66 | 4A-F | 63-00-033 | 25 | 80 | 92 | | 63-01-117 | 23 | 80 | 95 | Giunto tripodo |
| CARINA II (_T17_) | 1.6 (AT171) | 12.1987 03.1992 | 75 | 4A-FE | 63-00-033 | 25 | 80 | 92 | | 63-01-117 | 23 | 80 | 95 | Giunto tripodo |
| CARINA II (_T17_) | 1.6 (AT171) | 12.1987 03.1992 | 72 | 4A-FE | 63-00-033 | 25 | 80 | 92 | | 63-01-117 | 23 | 80 | 95 | Giunto tripodo |
| CARINA II (_T17_) | 1.8 (ST170) | 01.1988 | | | 63-00-033 | 25 | 80 | 92 | | 63-01-117 | 23 | 80 | 95 | Giunto tripodo |
| CARINA II (_T17_) | 2.0 GLI (ST171) | 12.1987 03.1992 | 89 | 3S-FE | 63-00-033 | 25 | 80 | 92 | | 63-00-039 63-01-117 | 25,5 23 | 81 80 | 106 95 | ->08.1989 Giunto tripodo 09.1989 -> Giunto tripodo |

A = Inner Diameter
B = Inner Diameter
C = Total Height

A = Diamètre Intérieur
B = Diamètre Intérieur
C = Taille Totale

A = Diámetro Interno
B = Diámetro Interno
C = Altura Total

A = Diametro Interno
B = Diametro Interno
C = Altezza Totale



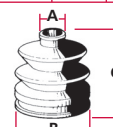
| MODEL MODELLO | VERSION VERSIONE | YEAR ANNO | KW | MOTOR MOTORE | SIDE WHEEL LATO RUOTA | A | B | C | INFO | SIDE GEARSHIFT LATO CAMBIO | A | B | C | INFO |
|---------------------------------|------------------|--------------------|----|--------------|-------------------------------------|----------------|----------------|----------------|--|----------------------------|------------|----------|-----------|---|
| CARINA II (_T17_) | 2.0 D | 03.1988 06.1993 | 54 | 2C-L | 63-00-033 | 25 | 80 | 92 | | 63-00-039 63-01-117 | 25,5 23 | 81 80 | 106 95 | ->08.1989 Giunto tripodo 09.1989 -> Giunto tripodo |
| CARINA II Tre volumi (_T17_) | 1.6 (AT171) | 12.1987 08.1990 | 66 | 4A-F | 63-00-033 | 25 | 80 | 92 | | 63-01-117 | 23 | 80 | 95 | Giunto tripodo |
| CARINA II Tre volumi (_T17_) | 1.6 (AT171) | 12.1987 03.1992 | 75 | 4A-FE | 63-00-033 | 25 | 80 | 92 | | 63-01-117 | 23 | 80 | 95 | Giunto tripodo |
| CARINA II Tre volumi (_T17_) | 1.6 (AT171) | 12.1987 03.1992 | 72 | 4A-FE | 63-00-033 | 25 | 80 | 92 | | 63-01-117 | 23 | 80 | 95 | Giunto tripodo |
| CARINA II Tre volumi (_T17_) | 2.0 GLI (ST171) | 12.1987 03.1992 | 89 | 3S-FE | 63-00-033 | 25 | 80 | 92 | | 63-00-039 63-01-117 | 25,5 23 | 81 80 | 106 95 | ->08.1989 Giunto tripodo 09.1989 -> Giunto tripodo |
| CARINA II Tre volumi (_T17_) | 2.0 D | 03.1988 06.1993 | 54 | | 63-00-033 | 25 | 80 | 92 | | 63-00-039 63-01-117 | 25,5 23 | 81 80 | 106 95 | ->08.1989 Giunto tripodo 09.1989 -> Giunto tripodo |
| CARINA II Station Wagon (_T17_) | 1.6 (AT171) | 12.1987 12.1989 | 66 | 4A-F | 63-00-033 | 25 | 80 | 92 | | 63-01-117 | 23 | 80 | 95 | Giunto tripodo |
| CARINA II Station Wagon (_T17_) | 1.6 (AT171) | 12.1987 03.1992 | 75 | 4A-FE | 63-00-033 | 25 | 80 | 92 | | 63-01-117 | 23 | 80 | 95 | Giunto tripodo |
| CARINA II Station Wagon (_T17_) | 1.6 (AT171) | 12.1987 03.1992 | 72 | 4A-FE | 63-00-033 | 25 | 80 | 92 | | 63-01-117 | 23 | 80 | 95 | Giunto tripodo |
| CARINA II Station Wagon (_T17_) | 2.0 | 12.1987 04.1992 | 89 | 3S-FE | 63-00-013 63-00-015 63-00-028 | 22 26 24 | 76 79 84 | 87 96 95 | 05.1990 -> ->04.1990 09.1989 -> Automatic transmission ST183 | 63-00-039 63-01-117 | 25,5 23 | 81 80 | 106 95 | ->04.1990 Giunto tripodo 05.1990 -> Giunto tripodo |
| CARINA II Station Wagon (_T17_) | 2.0 D (CT170) | 12.1987 01.1992 | 54 | 2C-L | 63-00-033 | 25 | 80 | 92 | | 63-00-039 63-01-117 | 25,5 23 | 81 80 | 106 95 | ->08.1989 Giunto tripodo 09.1989 -> Giunto tripodo |
| CARINA E (_T19_) | 1.6 (AT190) | 12.1993 09.1997 | 73 | 4A-FE | 63-00-033 | 25 | 80 | 92 | | 63-01-117 | 23 | 80 | 95 | Giunto tripodo |

A = Inner Diameter
B = Inner Diameter
C = Total Height

A = Diamètre Intérieur
B = Diamètre Intérieur
C = Taille Totale

A = Diámetro Interno
B = Diámetro Interno
C = Altura Total

A = Diametro Interno
B = Diametro Interno
C = Altezza Totale



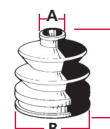
| MODEL MODELLO | VERSION VERSIONE | YEAR ANNO | KW | MOTOR MOTORE | SIDE WHEEL LATO RUOTA | A | B | C | INFO | SIDE GEARSHIFT LATO CAMBIO | A | B | C | INFO |
|-----------------------------|----------------------|--------------------|-----|--------------|-----------------------|----|----|----|------|----------------------------|----|----|----|----------------|
| CARINA E (_T19_) | 1.6 (AT190) | 12.1993 09.1997 | 85 | | 63-00-033 | 25 | 80 | 92 | | 63-01-117 | 23 | 80 | 95 | Giunto tripodo |
| CARINA E (_T19_) | 1.6 GLI (AT190) | 04.1992 09.1997 | 79 | 4A-FE | 63-00-033 | 25 | 80 | 92 | | 63-01-117 | 23 | 80 | 95 | Giunto tripodo |
| CARINA E (_T19_) | 1.6 16V | 10.1995 09.1997 | 78 | 4A-FE | 63-00-033 | 25 | 80 | 92 | | 63-01-117 | 23 | 80 | 95 | Giunto tripodo |
| CARINA E (_T19_) | 1.8 (AT191) | 01.1995 09.1997 | 79 | 7A-FE | 63-00-013 | 22 | 76 | 87 | | 63-01-117 | 23 | 80 | 95 | Giunto tripodo |
| CARINA E (_T19_) | 2.0 GLI (ST191) | 04.1992 09.1997 | 98 | 3S-FE | 63-00-033 | 25 | 80 | 92 | | 63-01-117 | 23 | 80 | 95 | Giunto tripodo |
| CARINA E (_T19_) | 2.0 i (ST191) | 12.1993 09.1997 | 93 | | 63-00-033 | 25 | 80 | 92 | | 63-01-117 | 23 | 80 | 95 | Giunto tripodo |
| CARINA E (_T19_) | 2.0 GTi (ST191) | 04.1992 02.1994 | 116 | 3S-GE | 63-00-033 | 25 | 80 | 92 | | 63-01-117 | 23 | 80 | 95 | Giunto tripodo |
| CARINA E (_T19_) | 2.0 GTi 16V (ST191_) | 03.1994 09.1997 | 129 | 3S-GE | 63-00-033 | 25 | 80 | 92 | | 63-01-117 | 23 | 80 | 95 | Giunto tripodo |
| CARINA E (_T19_) | 2.0 D (CT190) | 04.1992 01.1996 | 54 | 2C | 63-00-033 | 25 | 80 | 92 | | 63-01-117 | 23 | 80 | 95 | Giunto tripodo |
| CARINA E (_T19_) | 2.0 TD (CT190) | 01.1996 09.1997 | 61 | 2C-T | 63-00-033 | 25 | 80 | 92 | | 63-01-117 | 23 | 80 | 95 | Giunto tripodo |
| CARINA E Tre volumi (_T19_) | 1.6 (AT190) | 10.1995 09.1997 | 78 | 4A-FE | 63-00-033 | 25 | 80 | 92 | | 63-01-117 | 23 | 80 | 95 | Giunto tripodo |
| CARINA E Tre volumi (_T19_) | 1.6 (AT190) | 01.1993 09.1997 | 79 | 4A-FE | 63-00-033 | 25 | 80 | 92 | | 63-01-117 | 23 | 80 | 95 | Giunto tripodo |
| CARINA E Tre volumi (_T19_) | 1.6 (AT190) | 01.1995 09.1997 | 73 | 4A-FE | 63-00-033 | 25 | 80 | 92 | | 63-01-117 | 23 | 80 | 95 | Giunto tripodo |
| CARINA E Tre volumi (_T19_) | 1.6 GLI (AT190) | 04.1992 09.1997 | 79 | 4A-FE | 63-00-033 | 25 | 80 | 92 | | 63-01-117 | 23 | 80 | 95 | Giunto tripodo |
| CARINA E Tre volumi (_T19_) | 1.6 16V (AT190_) | 12.1994 09.1997 | 85 | 4A-FE | 63-00-033 | 25 | 80 | 92 | | 63-01-117 | 23 | 80 | 95 | Giunto tripodo |
| CARINA E Tre volumi (_T19_) | 1.8 i 16V (AT191) | 01.1995 09.1997 | 79 | 7A-FE | 63-00-013 | 22 | 76 | 87 | | 63-01-117 | 23 | 80 | 95 | Giunto tripodo |
| CARINA E Tre volumi (_T19_) | 2.0 (ST191) | 01.1993 09.1997 | 98 | 3S-FE | 63-00-033 | 25 | 80 | 92 | | 63-01-117 | 23 | 80 | 95 | Giunto tripodo |

A = Inner Diameter
B = Inner Diameter
C = Total Height

A = Diamètre Intérieur
B = Diamètre Intérieur
C = Taille Totale

A = Diámetro Interno
B = Diámetro Interno
C = Altura Total

A = Diametro Interno
B = Diametro Interno
C = Altezza Totale



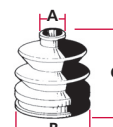
| MODEL MODELLO | VERSION VERSIONE | YEAR ANNO | KW | MOTOR MOTORE | SIDE WHEEL LATO RUOTA | A | B | C | INFO | SIDE GEARSHIFT LATO CAMBIO | A | B | C | INFO |
|------------------------------|----------------------|--------------------|-----|--------------|-----------------------|----|----|----|------|----------------------------|----|----|----|----------------|
| CARINA E Tre volumi (_T19_) | 2.0 GLI (ST191) | 04.1992 09.1997 | 98 | 3S-FE | 63-00-033 | 25 | 80 | 92 | | 63-01-117 | 23 | 80 | 95 | Giunto tripodo |
| CARINA E Tre volumi (_T19_) | 2.0 i (ST191) | 12.1992 09.1997 | 93 | | 63-00-033 | 25 | 80 | 92 | | 63-01-117 | 23 | 80 | 95 | Giunto tripodo |
| CARINA E Tre volumi (_T19_) | 2.0 GTi (ST191_) | 04.1992 02.1994 | 116 | 3S-GE | 63-00-033 | 25 | 80 | 92 | | 63-01-117 | 23 | 80 | 95 | Giunto tripodo |
| CARINA E Tre volumi (_T19_) | 2.0 GTi 16V (ST191_) | 03.1994 09.1997 | 129 | 3S-GE | 63-00-033 | 25 | 80 | 92 | | 63-01-117 | 23 | 80 | 95 | Giunto tripodo |
| CARINA E Tre volumi (_T19_) | 2.0 D (CT190) | 08.1992 01.1996 | 54 | 2C | 63-00-033 | 25 | 80 | 92 | | 63-01-117 | 23 | 80 | 95 | Giunto tripodo |
| CARINA E Tre volumi (_T19_) | 2.0TD (CT190_) | 01.1996 09.1997 | 61 | 2C-T | 63-00-033 | 25 | 80 | 92 | | 63-01-117 | 23 | 80 | 95 | Giunto tripodo |
| CARINA E Sportswagon (_T19_) | 1.6 GLI (AT190_) | 01.1993 09.1997 | 79 | 4A-FE | 63-00-033 | 25 | 80 | 92 | | 63-01-117 | 23 | 80 | 95 | Giunto tripodo |
| CARINA E Sportswagon (_T19_) | 1.6 i (AT190_) | 02.1995 09.1997 | 73 | 4A-FE | 63-00-033 | 25 | 80 | 92 | | 63-01-117 | 23 | 80 | 95 | Giunto tripodo |
| CARINA E Sportswagon (_T19_) | 1.8 i (AT191_) | 02.1995 09.1997 | 79 | 7A-FE | 63-00-013 | 22 | 76 | 87 | | 63-01-117 | 23 | 80 | 95 | Giunto tripodo |
| CARINA E Sportswagon (_T19_) | 2.0 GLI (ST191_) | 01.1993 09.1997 | 98 | 3S-FE | 63-00-033 | 25 | 80 | 92 | | 63-01-117 | 23 | 80 | 95 | Giunto tripodo |
| CARINA E Sportswagon (_T19_) | 2.0 i (ST191_) | 05.1995 09.1997 | 93 | 3S-FE | 63-00-033 | 25 | 80 | 92 | | 63-01-117 | 23 | 80 | 95 | Giunto tripodo |
| CARINA E Sportswagon (_T19_) | 2.0 D (CT190_) | 01.1993 01.1996 | 54 | 2C | 63-00-033 | 25 | 80 | 92 | | 63-01-117 | 23 | 80 | 95 | Giunto tripodo |
| CARINA E Sportswagon (_T19_) | 2.0TD (CT190_) | 01.1996 09.1997 | 61 | 2C-T | 63-00-033 | 25 | 80 | 92 | | 63-01-117 | 23 | 80 | 95 | Giunto tripodo |
| CELICA (TA2) | 2.0 | 101975 07.1977 | 63 | 18R | 63-00-028 | 24 | 84 | 95 | | | | | | |
| CELICA (TA2) | 2.2 | 101975 07.1977 | 71 | | 63-00-028 | 24 | 84 | 95 | | | | | | |
| CELICA (TA60, RA40, RA6_) | 2.0 GT (RA63) | 02.1978 08.1983 | 90 | 18R-G | 63-00-028 | 24 | 84 | 95 | | | | | | |

A = Inner Diameter
B = Inner Diameter
C = Total Height

A = Diamètre Intérieur
B = Diamètre Intérieur
C = Taille Totale

A = Diámetro Interno
B = Diámetro Interno
C = Altura Total

A = Diametro Interno
B = Diametro Interno
C = Altezza Totale



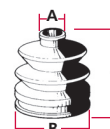
| MODEL MODELLO | VERSION VERSIONE | YEAR ANNO | KW | MOTOR MOTORE | SIDE WHEEL LATO RUOTA | A | B | C | INFO | SIDE GEARSHIFT LATO CAMBIO | A | B | C | INFO |
|---------------------------------------|------------------|--------------------|-----|--------------|-----------------------|----|----|----|------|----------------------------|------|----|-----|------------------------------|
| CELICA (TA60, RA40, RA6_) | 2.0 XT (RA40) | 01.1980 12.1982 | 65 | 18R | 63-00-028 | 24 | 84 | 95 | | | | | | |
| CELICA (TA60, RA40, RA6_) | 2.0 XT (RA40) | 02.1979 07.1985 | 66 | 18R | 63-00-028 | 24 | 84 | 95 | | | | | | |
| CELICA (TA60, RA40, RA6_) | 2.0 XT (RA61) | 02.1982 08.1985 | 77 | 21R-C | 63-00-028 | 24 | 84 | 95 | | | | | | |
| CELICA Coupe (RA6) | 1.6 | 12.1983 10.1986 | 91 | 4A-GE | 63-00-033 | 25 | 80 | 92 | | 63-01-110 | 22 | 75 | 95 | Giunto tripodo |
| CELICA Coupe (RA6) | 2.0 | 01.1982 10.1986 | 77 | 21R-U | 63-00-028 | 24 | 84 | 95 | | | | | | |
| CELICA Coupe (RA6) | 2.0 | 01.1982 10.1986 | 88 | 18R-G | 63-00-028 | 24 | 84 | 95 | | | | | | |
| CELICA (ST16_) | 1.6 | 04.1986 02.1990 | 63 | 4A-L | 63-00-033 | 25 | 80 | 92 | | 63-00-039 | 25,5 | 81 | 106 | ->08.1987 Giunto tripodo |
| | | | | | | | | | | 63-01-110 | 22 | 75 | 95 | 01.1988 -> Giunto tripodo |
| CELICA (ST16_) | 1.6 GT 16V | 04.1986 08.1989 | 91 | 4A-GEL | 63-00-033 | 25 | 80 | 92 | | 63-00-039 | 25,5 | 81 | 106 | ->08.1987 Giunto tripodo |
| | | | | | | | | | | 63-01-110 | 22 | 75 | 95 | 01.1988 -> Giunto tripodo |
| CELICA (ST16_) | 2.0 | 01.1987 08.1990 | 110 | 3S-GEL | 63-00-006 | 25 | 85 | 85 | | 63-00-081 | 23 | 83 | 89 | |
| CELICA 2 volumi /Coda spiovente (T16) | 1.6 | 04.1986 02.1990 | 63 | 4A-L | 63-00-033 | 25 | 80 | 92 | | 63-00-039 | 25,5 | 81 | 106 | ->08.1987 Giunto tripodo |
| | | | | | | | | | | 63-01-110 | 22 | 75 | 95 | 01.1988 -> Giunto tripodo |
| CELICA 2 volumi /Coda spiovente (T16) | 1.6 GT | 08.1987 08.1989 | 85 | 4A-GELC | 63-00-033 | 25 | 80 | 92 | | 63-01-110 | 22 | 75 | 95 | Giunto tripodo |
| CELICA 2 volumi /Coda spiovente (T16) | 1.6 GT 16V | 09.1985 08.1989 | 91 | 4A-GEL | 63-00-033 | 25 | 80 | 92 | | 63-00-039 | 25,5 | 81 | 106 | ->08.1987 Giunto tripodo |
| | | | | | | | | | | 63-01-110 | 22 | 75 | 95 | 01.1988 -> Giunto tripodo |
| CELICA 2 volumi /Coda spiovente (T16) | 2.0 GT | 08.1985 08.1989 | 110 | 3S-GEL | 63-00-006 | 25 | 85 | 85 | | 63-00-081 | 23 | 83 | 89 | |

A = Inner Diameter
B = Inner Diameter
C = Total Height

A = Diamètre Intérieur
B = Diamètre Intérieur
C = Taille Totale

A = Diámetro Interno
B = Diámetro Interno
C = Altura Total

A = Diametro Interno
B = Diametro Interno
C = Altezza Totale



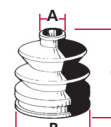
| MODEL MODELLO | VERSION VERSIONE | YEAR ANNO | KW | MOTOR MOTORE | SIDE WHEEL LATO RUOTA | A | B | C | INFO | SIDE GEARSHIFT LATO CAMBIO | A | B | C | INFO |
|---|----------------------------|--------------------|-----|-------------------|-----------------------|----|----|------|------|----------------------------|------|----|-----|-------------------|
| CELICA 2 volumi /Coda spiovente (T16) | 2.0 GT | 09.1985 08.1989 | 103 | 3S-GELC | 63-00-006 | 25 | 85 | 85 | | 63-00-081 | 23 | 83 | 89 | |
| CELICA Cabriolet (_T16_) | 2.0 GT (ST162) | 10.1986 08.1990 | 103 | 3S-GELC | 63-00-033 | 25 | 80 | 92 | | 63-00-039 | 25,5 | 81 | 106 | Giunto tripodo |
| CELICA Cabriolet (_T16_) | 2.0 GT (ST162) | 10.1986 08.1990 | 110 | 3S-GEL | 63-00-033 | 25 | 80 | 92 | | 63-00-039 | 25,5 | 81 | 106 | Giunto tripodo |
| CELICA Coupe (T16F) | 2.0 Turbo 4x4 | 03.1988 08.1990 | 136 | 3S-GTE | 63-00-033 | 25 | 80 | 92 | | 63-00-039 | 25,5 | 81 | 106 | Giunto tripodo |
| CELICA Cabriolet (_T18_) | 2.0 GTi (ST182) | 05.1991 01.1994 | 115 | 3S-GE | 63-00-033 | 25 | 80 | 92 | | 63-00-039 | 25,5 | 81 | 106 | Giunto tripodo |
| CELICA Coupe (_T18_) | 1.6 STi (AT180) | 10.1989 01.1994 | 77 | 4A-FE | 63-00-033 | 25 | 80 | 92 | | 63-01-110 | 22 | 75 | 95 | Giunto tripodo |
| CELICA Coupe (_T18_) | 2.0 GTi (ST182) | 10.1989 01.1994 | 115 | 3S-GE | 63-00-033 | 25 | 80 | 92 | | 63-00-039 | 25,5 | 81 | 106 | Giunto tripodo |
| CELICA Coupe (_T18_) | 2.0 Turbo 4WD (ST185) | 10.1989 01.1994 | 150 | 3S-GTE | 63-00-033 | 25 | 80 | 92 | | 63-00-039 | 25,5 | 81 | 106 | Giunto tripodo |
| CELICA Coupe (_T18_) | 2.0 Turbo 4WD (ST185) | 10.1989 01.1994 | 153 | 3S-GTE | 63-00-033 | 25 | 80 | 92 | | 63-00-039 | 25,5 | 81 | 106 | Giunto tripodo |
| CELICA (_T20_) | 1.8 i 16V (AT200/ST) | 11.1993 11.1999 | 85 | 7A-FE | 63-00-063 | 26 | 80 | 76 | | 63-01-117 | 23 | 80 | 95 | Giunto tripodo |
| CELICA (_T20_) | 2.0 i 16V | 04.1996 11.1999 | 125 | 3S-GE | 63-00-028 | 24 | 84 | 95 | | 63-00-039 | 25,5 | 81 | 106 | Giunto tripodo |
| CELICA (_T20_) | 2.0 i 16V (ST202/GT) | 11.1993 11.1999 | 129 | 3S-GE | 63-00-058 | 24 | 83 | 84,5 | | 63-00-081 | 23 | 83 | 89 | |
| CELICA (_T20_) | 2.0 i Turbo 4WD (ST205) | 02.1994 11.1999 | 178 | 3S-GTE | 63-00-062 | 27 | 87 | 126 | | 63-01-119 | 23 | 79 | 92 | |
| CELICA Cabriolet (_T20_) | 2.0 i 16V | 04.1996 11.1999 | 125 | 3S-GE | 63-00-028 | 24 | 84 | 95 | | 63-00-039 | 25,5 | 81 | 106 | Giunto tripodo |
| CELICA (ZZT23_) | 1.8 16V TS (ZZT231_) | 11.1999 | 141 | 2ZZ-GE | 63-00-062 | 27 | 87 | 126 | | 63-01-123 | 23 | 80 | 88 | |
| CELICA (ZZT23_) | 1.8 16V VT-i (ZZT230_) | 11.1999 | 105 | 1ZZ-FE | 63-00-062 | 27 | 87 | 126 | | 63-01-123 | 23 | 80 | 88 | |
| COROLLA (KE) | 1.2 (KE20, KE25) | 10.1972 06.1977 | 43 | 3K-B 3K-C 3K-H | 63-00-014 | 22 | 77 | 107 | | | | | | |

A = Inner Diameter
B = Inner Diameter
C = Total Height

A = Diamètre Intérieur
B = Diamètre Intérieur
C = Taille Totale

A = Diámetro Interno
B = Diámetro Interno
C = Altura Total

A = Diametro Interno
B = Diametro Interno
C = Altezza Totale



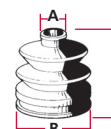
| MODEL MODELLO | VERSION VERSIONE | YEAR ANNO | KW | MOTOR MOTORE | SIDE WHEEL LATO RUOTA | A | B | C | INFO | SIDE GEARSHIFT LATO CAMBIO | A | B | C | INFO |
|---|------------------------|--------------------|----|-------------------|-----------------------|----|----|-----|------|----------------------------|------|----|-----|----------------|
| COROLLA (KE) | 1.2 (KE20, KE25, KE30) | 08.1974 12.1980 | 40 | 3K-B 3K-C 3K-H | 63-00-014 | 22 | 77 | 107 | | | | | | |
| COROLLA 2 volumi /Coda spiovente (KE, TE) | 1.2 | 09.1976 01.1980 | 40 | 3K-B 3K-C 3K-H | 63-00-014 | 22 | 77 | 107 | | | | | | |
| COROLLA Combi (KE) | 1.2 (KE36) | 07.1975 01.1980 | 40 | 3K 3K-H | 63-00-014 | 22 | 77 | 107 | | | | | | |
| COROLLA Coupe (KE) | 1.2 (KE35) | 07.1975 01.1980 | 40 | 3K-B 3K-C 3K-H | 63-00-014 | 22 | 77 | 107 | | | | | | |
| COROLLA | 1.5 | 01.1986 | | | 63-00-033 | 25 | 80 | 92 | | 63-01-117 | 23 | 80 | 95 | Giunto tripodo |
| COROLLA (_E7_) | 1.3 (KE70) | 09.1979 06.1983 | 44 | 4K | 63-00-013 | 22 | 76 | 87 | | | | | | |
| COROLLA (_E7_) | 1.3 (KE70) | 02.1982 06.1983 | 48 | 4K | 63-00-003 | 23 | 73 | 89 | | 63-01-111 | 25 | 73 | 94 | |
| COROLLA (_E7_) | 1.8 D (CE70) | 01.1983 09.1983 | 43 | 1C | 63-00-015 | 26 | 79 | 96 | | 63-00-039 | 25,5 | 81 | 106 | Giunto tripodo |
| COROLLA 2 volumi /Coda spiovente (_E7_) | 1.3 (KE70) | 02.1982 05.1983 | 48 | 4K | 63-00-003 | 23 | 73 | 89 | | 63-01-111 | 25 | 73 | 94 | |
| COROLLA 2 volumi /Coda spiovente (_E7_) | 1.6 (TE71) | 09.1979 05.1983 | 63 | 2TB | 63-00-013 | 22 | 76 | 87 | | | | | | |
| COROLLA 2 volumi /Coda spiovente (_E7_) | 1.8 (TE72) | 09.1979 05.1982 | 57 | 3T-C | 63-00-014 | 22 | 77 | 107 | | | | | | |
| COROLLA 2 volumi /Coda spiovente (_E7_) | 1.8 D (CE70) | 01.1983 09.1983 | 48 | 1C | 63-00-015 | 26 | 79 | 96 | | 63-00-039 | 25,5 | 81 | 106 | Giunto tripodo |
| COROLLA Station Wagon (_E7_) | 1.3 (KE70) | 02.1982 08.1987 | 48 | 4K | 63-00-003 | 23 | 73 | 89 | | 63-01-111 | 25 | 73 | 94 | |
| COROLLA Station Wagon (_E7_) | 1.8 D (CE70) | 05.1983 08.1987 | 44 | 1C | 63-00-015 | 26 | 79 | 96 | | 63-00-039 | 25,5 | 81 | 106 | Giunto tripodo |
| COROLLA (_E8_) | 1.3 (AE80) | 06.1983 10.1984 | 51 | 2A-L | 63-00-033 | 25 | 80 | 92 | | 63-01-110 | 22 | 75 | 95 | Giunto tripodo |
| COROLLA (_E8_) | 1.3 (AE80/EE80) | 10.1984 08.1987 | 55 | 2E-L 2E-LC | 63-00-033 | 25 | 80 | 92 | | 63-01-110 | 22 | 75 | 95 | Giunto tripodo |

A = Inner Diameter
B = Inner Diameter
C = Total Height

A = Diamètre Intérieur
B = Diamètre Intérieur
C = Taille Totale

A = Diámetro Interno
B = Diámetro Interno
C = Altura Total

A = Diametro Interno
B = Diametro Interno
C = Altezza Totale



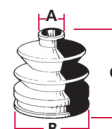
| MODEL MODELLO | VERSIONE VERSIONE | YEAR ANNO | KW | MOTOR MOTORE | SIDE WHEEL LATO RUOTA | A | B | C | INFO | SIDE GEARSHIFT LATO CAMBIO | A | B | C | INFO |
|--------------------------|-------------------|--------------------|----|--------------|-----------------------|----|----|-----|------|----------------------------|------|----|-----|----------------|
| COROLLA (_E8_) | 1.6 | 12.1985 05.1988 | 54 | 4A-LC | 63-00-033 | 25 | 80 | 92 | | 63-00-039 | 25,5 | 81 | 106 | Giunto tripodo |
| COROLLA (_E8_) | 1.6 (AE82) | 06.1983 08.1987 | 62 | 4A-L | 63-00-033 | 25 | 80 | 92 | | 63-01-110 | 22 | 75 | 95 | Giunto tripodo |
| COROLLA (_E8_) | 1.6 (AE82) | 08.1985 08.1987 | 53 | 4A-LC | 63-00-033 | 25 | 80 | 92 | | 63-00-039 | 25,5 | 81 | 106 | Giunto tripodo |
| COROLLA (_E8_) | 1.8 D | 07.1985 05.1988 | 47 | 1C-L | 63-00-015 | 26 | 79 | 96 | | 63-00-039 | 25,5 | 81 | 106 | Giunto tripodo |
| COROLLA (_E8_) | 1.8 D | 06.1983 05.1988 | 43 | 1C | 63-00-015 | 26 | 79 | 96 | | 63-00-039 | 25,5 | 81 | 106 | Giunto tripodo |
| COROLLA Liftback (_E8_) | 1.3 (AE80) | 06.1983 09.1984 | 51 | 2A-L | 63-00-033 | 25 | 80 | 92 | | 63-01-110 | 22 | 75 | 95 | Giunto tripodo |
| COROLLA Liftback (_E8_) | 1.3 (EE80) | 01.1985 08.1987 | 55 | 2E-L 2E-LC | 63-00-033 | 25 | 80 | 92 | | 63-01-110 | 22 | 75 | 95 | Giunto tripodo |
| COROLLA Liftback (_E8_) | 1.6 | 07.1985 05.1988 | 63 | | 63-00-033 | 25 | 80 | 92 | | 63-00-039 | 25,5 | 81 | 106 | Giunto tripodo |
| COROLLA Liftback (_E8_) | 1.6 (AE82) | 08.1985 08.1987 | 54 | 4A-LC | 63-00-033 | 25 | 80 | 92 | | 63-00-039 | 25,5 | 81 | 106 | Giunto tripodo |
| COROLLA Liftback (_E8_) | 1.6 (AE82) | 06.1983 08.1987 | 62 | 4A-L | 63-00-033 | 25 | 80 | 92 | | 63-01-110 | 22 | 75 | 95 | Giunto tripodo |
| COROLLA Liftback (_E8_) | 1.8 D | 06.1983 05.1988 | 43 | 1C | 63-00-015 | 26 | 79 | 96 | | 63-00-039 | 25,5 | 81 | 106 | Giunto tripodo |
| COROLLA Liftback (_E8_) | 1.8 D (CE80) | 06.1983 08.1987 | 47 | 1C-L | 63-00-015 | 26 | 79 | 96 | | 63-00-039 | 25,5 | 81 | 106 | Giunto tripodo |
| COROLLA Coupe (AE86) | 1.6 16V | 12.1985 04.1987 | 85 | 4A-GEC | 63-00-014 | 22 | 77 | 107 | | | | | | |
| COROLLA Coupe (AE86) | 1.6 GT 16V (AE86) | 08.1983 07.1987 | 91 | 4A-GE | 63-00-014 | 22 | 77 | 107 | | | | | | |
| COROLLA Coupe (AE86) | 1.6 SR 16V | 05.1983 04.1987 | 57 | 4A-C | 63-00-014 | 22 | 77 | 107 | | | | | | |
| COROLLA FX Compact (E8B) | 1.3 | 08.1985 08.1987 | 55 | 2E-L | 63-00-033 | 25 | 80 | 92 | | 63-01-110 | 22 | 75 | 95 | Giunto tripodo |

A = Inner Diameter
B = Inner Diameter
C = Total Height

A = Diamètre Intérieur
B = Diamètre Intérieur
C = Taille Totale

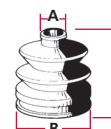
A = Diámetro Interno
B = Diámetro Interno
C = Altura Total

A = Diametro Interno
B = Diametro Interno
C = Altezza Totale



| MODEL MODELLO | VERSION VERSIONE | YEAR ANNO | KW | MOTOR MOTORE | SIDE WHEEL LATO RUOTA | A | B | C | INFO | SIDE GEARSHIFT LATO CAMBIO | A | B | C | INFO |
|--------------------------|------------------|--------------------|----|--------------|-------------------------------------|----------------|----------------|----------------|---|----------------------------|------------|----------|-----------|--|
| COROLLA FX Compact (E8B) | 1.6 | 01.1987 09.1987 | 54 | 4A-LC | 63-00-015 63-00-033 | 26 25 | 79 80 | 96 92 | Automatic transmission | 63-00-039 63-01-110 | 25,5 22 | 81 75 | 106 95 | Giunto tripodo Automatic transmission Giunto tripodo |
| COROLLA FX Compact (E8B) | 1.6 | 08.1984 08.1987 | 55 | 4A-C | 63-00-013 63-00-015 63-00-033 | 22 26 25 | 76 79 80 | 87 96 92 | ->08.1986 09.1986 -> Automatic transmission | 63-00-039 63-01-110 | 25,5 22 | 81 75 | 106 95 | Giunto tripodo Automatic transmission Giunto tripodo |
| COROLLA FX Compact (E8B) | 1.6 GT 16V | 08.1985 08.1987 | 89 | 4A-GEL | 63-00-013 63-00-015 63-00-033 | 22 26 25 | 76 79 80 | 87 96 92 | ->08.1986 09.1986 -> Automatic transmission | 63-00-039 63-01-110 | 25,5 22 | 81 75 | 106 95 | Giunto tripodo Automatic transmission Giunto tripodo |
| COROLLA FX Compact (E8B) | 1.8 D | 08.1985 08.1987 | 47 | 1C-L | 63-00-015 | 26 | 79 | 96 | | 63-00-039 | 25,5 | 81 | 106 | Giunto tripodo |
| COROLLA FX Compact (E8B) | 1.8 D | 01.1985 05.1988 | 43 | 1C | 63-00-015 | 26 | 79 | 96 | | 63-00-039 | 25,5 | 81 | 106 | Giunto tripodo |
| COROLLA (_E9_) | 1.3 i (EE90) | 08.1987 12.1992 | 55 | 2E 2E-E | 63-00-033 | 25 | 80 | 92 | | 63-01-117 | 23 | 80 | 95 | Giunto tripodo |
| COROLLA (_E9_) | 1.6 (AE92) | 08.1987 12.1989 | 66 | 4A-F | 63-00-013 63-00-033 | 22 25 | 76 80 | 87 92 | Automatic transmission | 63-00-039 63-01-117 | 25,5 23 | 81 80 | 106 95 | Giunto tripodo Automatic transmission Giunto tripodo |
| COROLLA (_E9_) | 1.6 i | 11.1989 06.1993 | 77 | 4A-FE | 63-00-033 | 25 | 80 | 92 | | 63-01-117 | 23 | 80 | 95 | Giunto tripodo |
| COROLLA (_E9_) | 1.6 i 4WD | 10.1987 08.1990 | 77 | | 63-00-033 | 25 | 80 | 92 | | 63-01-117 | 23 | 80 | 95 | Giunto tripodo |
| COROLLA (_E9_) | 1.8 D | 07.1987 06.1993 | 47 | 1C | 63-00-033 | 25 | 80 | 92 | | 63-01-117 | 23 | 80 | 95 | Giunto tripodo |
| COROLLA (_E9_) | 1.8 D | 11.1989 06.1993 | 49 | 1C | 63-00-033 | 25 | 80 | 92 | | 63-01-117 | 23 | 80 | 95 | Giunto tripodo |
| COROLLA Compact (_E9_) | 1.3 (EE90) | 08.1987 12.1989 | 55 | 2E | 63-00-033 | 25 | 80 | 92 | | 63-01-117 | 23 | 80 | 95 | Giunto tripodo |
| COROLLA Compact (_E9_) | 1.3 i (EE90) | 06.1989 04.1992 | 55 | 2E-E | 63-00-033 | 25 | 80 | 92 | | 63-01-117 | 23 | 80 | 95 | Giunto tripodo |
| COROLLA Compact (_E9_) | 1.6 (AE92) | 08.1987 04.1992 | 66 | 4A-F | 63-00-033 | 25 | 80 | 92 | | 63-01-117 | 23 | 80 | 95 | Giunto tripodo |

A = Inner Diameter **A** = Diamètre Intérieur **A** = Diámetro Interno **A** = Diametro Interno
B = Inner Diameter **B** = Diamètre Intérieur **B** = Diámetro Interno **B** = Diametro Interno
C = Total Height **C** = Taille Totale **C** = Altura Total **C** = Altezza Totale



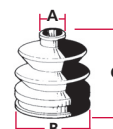
| MODEL MODELLO | VERSION VERSIONE | YEAR ANNO | KW | MOTOR MOTORE | SIDE WHEEL LATO RUOTA | A | B | C | INFO | SIDE GEARSHIFT LATO CAMBIO | A | B | C | INFO |
|------------------------------|--------------------|--------------------|----|--------------|-----------------------|----|----|----|------|----------------------------|----|----|----|----------------|
| COROLLA Compact (_E9_) | 1.6 (AE92) | 08.1989 04.1992 | 77 | 4A-FE | 63-00-033 | 25 | 80 | 92 | | 63-01-117 | 23 | 80 | 95 | Giunto tripodo |
| COROLLA Compact (_E9_) | 1.6 GTi (AE92) | 08.1987 04.1992 | 85 | 4A-GE | 63-00-033 | 25 | 80 | 92 | | 63-01-117 | 23 | 80 | 95 | Giunto tripodo |
| COROLLA Compact (_E9_) | 1.8 D (CE90) | 08.1987 04.1992 | 47 | 1C | 63-00-033 | 25 | 80 | 92 | | 63-01-117 | 23 | 80 | 95 | Giunto tripodo |
| COROLLA Compact (_E9_) | 1.8 D (CE90) | 08.1989 04.1992 | 49 | 1C | 63-00-033 | 25 | 80 | 92 | | 63-01-117 | 23 | 80 | 95 | Giunto tripodo |
| COROLLA Liftback (_E9_) | 1.3 i (EE90) | 08.1987 04.1992 | 55 | 2E 2E-E | 63-00-033 | 25 | 80 | 92 | | 63-01-117 | 23 | 80 | 95 | Giunto tripodo |
| COROLLA Liftback (_E9_) | 1.6 | 08.1987 04.1992 | 70 | | 63-00-033 | 25 | 80 | 92 | | 63-01-117 | 23 | 80 | 95 | Giunto tripodo |
| COROLLA Liftback (_E9_) | 1.6 (AE92) | 08.1987 04.1992 | 66 | 4A-F | 63-00-033 | 25 | 80 | 92 | | 63-01-117 | 23 | 80 | 95 | Giunto tripodo |
| COROLLA Liftback (_E9_) | 1.6 (AE92) | 08.1989 04.1992 | 77 | 4A-FE | 63-00-033 | 25 | 80 | 92 | | 63-01-117 | 23 | 80 | 95 | Giunto tripodo |
| COROLLA Liftback (_E9_) | 1.6 GTi | 07.1987 06.1993 | 92 | 4A-GE | 63-00-033 | 25 | 80 | 92 | | 63-01-117 | 23 | 80 | 95 | Giunto tripodo |
| COROLLA Liftback (_E9_) | 1.8 D (CE90) | 08.1987 04.1992 | 47 | 1C | 63-00-033 | 25 | 80 | 92 | | 63-01-117 | 23 | 80 | 95 | Giunto tripodo |
| COROLLA Liftback (_E9_) | 1.8 D (CE90) | 08.1989 04.1992 | 49 | 1C | 63-00-033 | 25 | 80 | 92 | | 63-01-117 | 23 | 80 | 95 | Giunto tripodo |
| COROLLA Station Wagon (_E9_) | 1.3 (EE90) | 12.1987 12.1989 | 55 | 2E | 63-00-033 | 25 | 80 | 92 | | 63-01-117 | 23 | 80 | 95 | Giunto tripodo |
| COROLLA Station Wagon (_E9_) | 1.3 i (EE90) | 06.1989 06.1992 | 55 | 2E-E | 63-00-033 | 25 | 80 | 92 | | 63-01-117 | 23 | 80 | 95 | Giunto tripodo |
| COROLLA Station Wagon (_E9_) | 1.6 (AE92) | 12.1987 04.1992 | 70 | | 63-00-033 | 25 | 80 | 92 | | 63-01-117 | 23 | 80 | 95 | Giunto tripodo |
| COROLLA Station Wagon (_E9_) | 1.6 (AE92) | 02.1988 05.1992 | 66 | 4A-F | 63-00-033 | 25 | 80 | 92 | | 63-01-117 | 23 | 80 | 95 | Giunto tripodo |
| COROLLA Station Wagon (_E9_) | 1.6 XLI | 11.1989 06.1992 | 77 | 4A-FE | 63-00-033 | 25 | 80 | 92 | | 63-01-117 | 23 | 80 | 95 | Giunto tripodo |
| COROLLA Station Wagon (_E9_) | 1.6 XLI 4x4 (AE95) | 08.1988 06.1992 | 77 | 4A-FE | 63-00-033 | 25 | 80 | 92 | | 63-01-117 | 23 | 80 | 95 | Giunto tripodo |

A = Inner Diameter
B = Inner Diameter
C = Total Height

A = Diamètre Intérieur
B = Diamètre Intérieur
C = Taille Totale

A = Diámetro Interno
B = Diámetro Interno
C = Altura Total

A = Diametro Interno
B = Diametro Interno
C = Altezza Totale



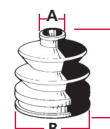
| MODEL MODELLO | VERSIONE VERSIONE | YEAR ANNO | KW | MOTOR MOTORE | SIDE WHEEL LATO RUOTA | A | B | C | INFO | SIDE GEARSHIFT LATO CAMBIO | A | B | C | INFO |
|------------------------------|---------------------|--------------------|----|--------------|-----------------------|----|----|-----|------|----------------------------|----|----|----|----------------|
| COROLLA Station Wagon (_E9_) | 1.8 D (CE90) | 12.1987 06.1992 | 47 | 1C | 63-00-033 | 25 | 80 | 92 | | 63-01-117 | 23 | 80 | 95 | Giunto tripodo |
| COROLLA Station Wagon (_E9_) | 1.8 D (CE90) | 08.1989 06.1992 | 49 | 1C | 63-00-033 | 25 | 80 | 92 | | 63-01-117 | 23 | 80 | 95 | Giunto tripodo |
| COROLLA (_E10_) | 1.3 12V (EE100_) | 07.1992 04.1997 | 53 | 2E | 63-00-014 | 22 | 77 | 107 | | | | | | |
| COROLLA (_E10_) | 1.3 XLI (EE101_) | 09.1995 04.1997 | 55 | 4E-FE | 63-00-014 | 22 | 77 | 107 | | | | | | |
| COROLLA (_E10_) | 1.3 XLI 16V (EE101) | 07.1992 09.1995 | 65 | 4E-FE | 63-00-014 | 22 | 77 | 107 | | | | | | |
| COROLLA (_E10_) | 1.6 Si (AE101_) | 09.1995 04.1997 | 84 | 4A-FE | 63-00-033 | 25 | 80 | 92 | | 63-01-117 | 23 | 80 | 95 | Giunto tripodo |
| COROLLA (_E10_) | 2.0 D (CE100_) | 07.1992 04.1997 | 53 | 2C | 63-00-015 | 26 | 79 | 96 | | 63-01-117 | 23 | 80 | 95 | Giunto tripodo |
| COROLLA Compact (_E10_) | 1.3 12V (EE100_) | 07.1992 05.1995 | 53 | 2E | 63-00-014 | 22 | 77 | 107 | | | | | | |
| COROLLA Compact (_E10_) | 1.3 XLI (EE101_) | 09.1995 04.1997 | 55 | 4E-FE | 63-00-014 | 22 | 77 | 107 | | | | | | |
| COROLLA Compact (_E10_) | 1.3 XLI 16V (EE101) | 07.1992 09.1995 | 65 | 4E-FE | 63-00-014 | 22 | 77 | 107 | | | | | | |
| COROLLA Compact (_E10_) | 1.6 Si (AE101_) | 07.1992 04.1997 | 84 | 4A-FE | 63-00-033 | 25 | 80 | 92 | | 63-01-117 | 23 | 80 | 95 | Giunto tripodo |
| COROLLA Compact (_E10_) | 1.8 GT (AE102_) | 11.1992 05.1995 | 86 | 7A-FE | 63-00-014 | 22 | 77 | 107 | | | | | | |
| COROLLA Compact (_E10_) | 2.0 D (CE100_) | 07.1992 04.1997 | 53 | 2C | 63-00-015 | 26 | 79 | 96 | | 63-01-117 | 23 | 80 | 95 | Giunto tripodo |
| COROLLA Liftback (_E10_) | 1.3 12V (EE100_) | 07.1992 05.1995 | 53 | 2E | 63-00-014 | 22 | 77 | 107 | | | | | | |
| COROLLA Liftback (_E10_) | 1.3 XLI (EE101_) | 07.1992 04.1997 | 65 | 4E-FE | 63-00-014 | 22 | 77 | 107 | | | | | | |
| COROLLA Liftback (_E10_) | 1.6 GLI (AE101_) | 07.1992 04.1997 | 84 | 4A-FE | 63-00-033 | 25 | 80 | 92 | | 63-01-117 | 23 | 80 | 95 | Giunto tripodo |
| COROLLA Liftback (_E10_) | 1.8 GT (AE102_) | 11.1992 05.1995 | 86 | 7A-FE | 63-00-014 | 22 | 77 | 107 | | | | | | |

A = Inner Diameter
B = Inner Diameter
C = Total Height

A = Diamètre Intérieur
B = Diamètre Intérieur
C = Taille Totale

A = Diámetro Interno
B = Diámetro Interno
C = Altura Total

A = Diametro Interno
B = Diametro Interno
C = Altezza Totale



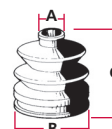
| MODEL MODELLO | VERSION VERSIONE | YEAR ANNO | KW | MOTOR MOTORE | SIDE WHEEL LATO RUOTA | A | B | C | INFO | SIDE GEARSHIFT LATO CAMBIO | A | B | C | INFO |
|--------------------------|----------------------|--------------------|----|--------------|------------------------|------------|----------|--------------|------|----------------------------|----|----|-----|----------------|
| COROLLA Liftback (_E10_) | 2.0 D (CE100_) | 07.1992 04.1997 | 53 | 2C | 63-00-015 | 26 | 79 | 96 | | 63-01-117 | 23 | 80 | 95 | Giunto tripodo |
| COROLLA Wagon (_E10_) | 1.3 12V (EE100_) | 07.1992 05.1995 | 53 | 2E | 63-00-014 | 22 | 77 | 107 | | | | | | |
| COROLLA Wagon (_E10_) | 1.3 XLI (EE101_) | 09.1995 04.1997 | 55 | 4E-FE | 63-00-014 | 22 | 77 | 107 | | | | | | |
| COROLLA Wagon (_E10_) | 1.3 XLI 16V (EE101_) | 07.1992 09.1995 | 65 | 4E-FE | 63-00-014 | 22 | 77 | 107 | | | | | | |
| COROLLA Wagon (_E10_) | 1.6 Si (AE101_) | 07.1992 04.1997 | 84 | 4A-FE | 63-00-033 | 25 | 80 | 92 | | 63-01-117 | 23 | 80 | 95 | Giunto tripodo |
| COROLLA Wagon (_E10_) | 1.8 16V 4WD (AE103_) | 09.1995 04.1997 | 81 | 7A-FE | 63-00-014 | 22 | 77 | 107 | | | | | | |
| COROLLA Wagon (_E10_) | 2.0 D (CE100_) | 07.1992 04.1997 | 53 | 2C | 63-00-015 | 26 | 79 | 96 | | 63-01-117 | 23 | 80 | 95 | Giunto tripodo |
| COROLLA (_E11_) | 1.3 16V | 01.1997 12.2000 | 63 | | 63-00-014 63-00-057 | 22 22 | 77 76 | 107 113,5 | | 63-00-087 | 22 | 83 | 100 | |
| COROLLA (_E11_) | 1.4 (EE111_) | 04.1997 02.2000 | 63 | 4E-FE | 63-00-057 | 22 | 76 | 113,5 | | 63-00-087 | 22 | 83 | 100 | |
| COROLLA (_E11_) | 1.4 16V (ZZE111_) | 02.2000 01.2002 | 71 | 4ZZ-FE | 63-00-057 | 22 | 76 | 113,5 | | 63-00-087 | 22 | 83 | 100 | |
| COROLLA (_E11_) | 1.6 (AE111_) | 04.1997 02.2000 | 81 | 4A-FE | 63-00-057 | 22 | 76 | 113,5 | | 63-00-087 | 22 | 83 | 100 | |
| COROLLA (_E11_) | 1.6 16V (ZZE112_) | 02.2000 01.2002 | 81 | 3ZZ-FE | 63-00-057 | 22 | 76 | 113,5 | | 63-00-087 | 22 | 83 | 100 | |
| COROLLA (_E11_) | 1.6 Aut. (AE111_) | 04.1997 02.2000 | 79 | 4A-FE | 63-00-057 | 22 | 76 | 113,5 | | 63-00-087 | 22 | 83 | 100 | |
| COROLLA (_E11_) | 1.9 D (WZE110_) | 02.2000 01.2002 | 51 | 1WZ | 63-00-063 63-00-064 | 26 25,5 | 80 83 | 76 105 | | 63-01-117 | 23 | 80 | 95 | Giunto tripodo |
| COROLLA (_E11_) | 2.0 D (CE110_) | 04.1997 02.2000 | 53 | 2C-E | 63-00-014 | 22 | 77 | 107 | | | | | | |
| COROLLA Compact (_E11_) | 1.4 (EE111_) | 04.1997 02.2000 | 63 | 4E-FE | 63-00-057 | 22 | 76 | 113,5 | | 63-00-087 | 22 | 83 | 100 | |
| COROLLA Compact (_E11_) | 1.4 (ZZE111_) | 02.2000 01.2002 | 71 | 4ZZ-FE | 63-00-057 | 22 | 76 | 113,5 | | 63-00-087 | 22 | 83 | 100 | |

A = Inner Diameter
B = Inner Diameter
C = Total Height

A = Diamètre Intérieur
B = Diamètre Intérieur
C = Taille Totale

A = Diámetro Interno
B = Diámetro Interno
C = Altura Total

A = Diametro Interno
B = Diametro Interno
C = Altezza Totale



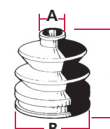
| MODEL MODELLO | VERSION VERSIONE | YEAR ANNO | KW | MOTOR MOTORE | SIDE WHEEL LATO RUOTA | A | B | C | INFO | SIDE GEARSHIFT LATO CAMBIO | A | B | C | INFO |
|--------------------------|-------------------|--------------------|----|--------------|------------------------|------------|----------|-----------|------|----------------------------|----|----|-----|----------------|
| COROLLA Compact (_E11_) | 1.6 (AE111_) | 04.1997 02.2000 | 81 | 4A-FE | 63-00-057 | 22 | 76 | 113,5 | | 63-00-087 | 22 | 83 | 100 | |
| COROLLA Compact (_E11_) | 1.6 (ZZE112_) | 02.2000 01.2002 | 81 | 3ZZ-FE | 63-00-057 | 22 | 76 | 113,5 | | 63-00-087 | 22 | 83 | 100 | |
| COROLLA Compact (_E11_) | 1.6 Aut. (AE111_) | 04.1997 02.2000 | 79 | 4A-FE | 63-00-057 | 22 | 76 | 113,5 | | 63-00-087 | 22 | 83 | 100 | |
| COROLLA Compact (_E11_) | 1.9 D (WZE110_) | 02.2000 01.2002 | 51 | 1WZ | 63-00-063 63-00-064 | 26 25,5 | 80 83 | 76 105 | | 63-01-117 | 23 | 80 | 95 | Giunto tripodo |
| COROLLA Compact (_E11_) | 2.0 D (CE110_) | 04.1997 02.2000 | 53 | 2C-E | 63-00-014 | 22 | 77 | 107 | | | | | | |
| COROLLA Liftback (_E11_) | 1.4 (EE111_) | 04.1997 02.2000 | 63 | 4E-FE | 63-00-057 | 22 | 76 | 113,5 | | 63-00-087 | 22 | 83 | 100 | |
| COROLLA Liftback (_E11_) | 1.4 (ZZE111_) | 02.2000 01.2002 | 71 | 4ZZ-FE | 63-00-057 | 22 | 76 | 113,5 | | 63-00-087 | 22 | 83 | 100 | |
| COROLLA Liftback (_E11_) | 1.6 (AE111_) | 04.1997 02.2000 | 81 | 4A-FE | 63-00-057 | 22 | 76 | 113,5 | | 63-00-087 | 22 | 83 | 100 | |
| COROLLA Liftback (_E11_) | 1.6 (ZZE112_) | 02.2000 01.2002 | 81 | 3ZZ-FE | 63-00-057 | 22 | 76 | 113,5 | | 63-00-087 | 22 | 83 | 100 | |
| COROLLA Liftback (_E11_) | 1.6 Aut. (AE111_) | 04.1997 02.2000 | 79 | 4A-FE | 63-00-057 | 22 | 76 | 113,5 | | 63-00-087 | 22 | 83 | 100 | |
| COROLLA Liftback (_E11_) | 1.9 D (WZE110_) | 02.2000 01.2002 | 51 | 1WZ | 63-00-063 63-00-064 | 26 25,5 | 80 83 | 76 105 | | 63-01-117 | 23 | 80 | 95 | Giunto tripodo |
| COROLLA Liftback (_E11_) | 2.0 D (CE110) | 04.1997 02.2000 | 53 | 2C-E | 63-00-014 | 22 | 77 | 107 | | | | | | |
| COROLLA Wagon (_E11_) | 1.4 (EE111_) | 04.1997 02.2000 | 63 | 4E-FE | 63-00-057 | 22 | 76 | 113,5 | | 63-00-087 | 22 | 83 | 100 | |
| COROLLA Wagon (_E11_) | 1.4 16V (ZZE111_) | 02.2000 01.2002 | 71 | 4ZZ-FE | 63-00-057 | 22 | 76 | 113,5 | | 63-00-087 | 22 | 83 | 100 | |
| COROLLA Wagon (_E11_) | 1.6 (AE111_) | 04.1997 02.2000 | 81 | 4A-FE | 63-00-057 | 22 | 76 | 113,5 | | 63-00-087 | 22 | 83 | 100 | |
| COROLLA Wagon (_E11_) | 1.6 16V (ZZE112_) | 02.2000 01.2002 | 81 | 3ZZ-FE | 63-00-057 | 22 | 76 | 113,5 | | 63-00-087 | 22 | 83 | 100 | |
| COROLLA Wagon (_E11_) | 1.6 Aut. (AE111_) | 04.1997 02.2000 | 79 | 4A-FE | 63-00-057 | 22 | 76 | 113,5 | | 63-00-087 | 22 | 83 | 100 | |

A = Inner Diameter
B = Inner Diameter
C = Total Height

A = Diamètre Intérieur
B = Diamètre Intérieur
C = Taille Totale

A = Diámetro Interno
B = Diámetro Interno
C = Altura Total

A = Diametro Interno
B = Diametro Interno
C = Altezza Totale



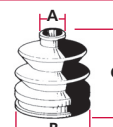
| MODEL MODELLO | VERSION VERSIONE | YEAR ANNO | KW | MOTOR MOTORE | SIDE WHEEL LATO RUOTA | A | B | C | INFO | SIDE GEARSHIFT LATO CAMBIO | A | B | C | INFO |
|--------------------------------------|--------------------------|--------------------|----|--------------|------------------------|------------|----------|-----------|------|----------------------------|------|----|-----|----------------|
| COROLLA Wagon (_E11_) | 1.9 D (WZE110_) | 02.2000 01.2002 | 51 | 1WZ | 63-00-063 63-00-064 | 26 25,5 | 80 83 | 76 105 | | 63-01-117 | 23 | 80 | 95 | Giunto tripodo |
| CORONA (RX, RT) | 1.8 (TT1) | 06.1979 01.1981 | 63 | 3T | 63-00-015 | 26 | 79 | 96 | | 63-00-039 | 25,5 | 81 | 106 | Giunto tripodo |
| CORONA (RX, RT) | 2.0 (RT104) | 01.1976 05.1979 | 65 | 18R | 63-00-015 | 26 | 79 | 96 | | 63-00-039 | 25,5 | 81 | 106 | Giunto tripodo |
| CORONA (RX, RT) | 2.0 Mark II (RX12) | 12.1975 10.1977 | 65 | 18R | 63-00-015 | 26 | 79 | 96 | | 63-00-039 | 25,5 | 81 | 106 | Giunto tripodo |
| CORONA (RX, RT) | 2.0 Mark II (RX22) | 12.1975 10.1977 | 65 | | 63-00-015 | 26 | 79 | 96 | | 63-00-039 | 25,5 | 81 | 106 | Giunto tripodo |
| CORONA 2 volumi /Coda spiovente (TT) | 1.8 | 06.1979 07.1981 | 63 | 3T | 63-00-015 | 26 | 79 | 96 | | 63-00-039 | 25,5 | 81 | 106 | Giunto tripodo |
| CORONA Station wagon (RT118) | 2.0 | 09.1975 05.1979 | 65 | 18R | 63-00-015 | 26 | 79 | 96 | | 63-00-039 | 25,5 | 81 | 106 | Giunto tripodo |
| HIACE II Furgonato (H5_) | 2.0 | 01.1984 11.1989 | 65 | 3Y | 63-00-084 | 27 | 87 | 108 | | | | | | |
| HIACE II Furgonato (H5_) | 2.4 D | 05.1984 11.1989 | 55 | | 63-00-029 | 26 | 83 | 96 | | | | | | |
| HIACE II Wagon (H5_) | 2.0 (H5G) | 01.1985 08.1989 | 65 | 3Y | 63-00-084 | 27 | 87 | 108 | | | | | | |
| HIACE II Wagon (H5_) | 2.4 D (H5G) | 08.1984 08.1989 | 55 | 2L | 63-00-029 | 26 | 83 | 96 | | | | | | |
| HIACE II Wagon (H5_) | 2.4 D 4WD (H5F) | 01.1987 01.1988 | 54 | | 63-00-029 | 26 | 83 | 96 | | | | | | |
| HIACE III Furgonato (_H10_) | 2.8 D | 08.1989 | | | 63-00-029 | 26 | 83 | 96 | | | | | | |
| HILUX Pick-up (_N_) | 2.0 | 01.1984 12.1986 | 65 | 3Y | 63-00-029 | 26 | 83 | 96 | | | | | | |
| HILUX Pick-up (_N_) | 2.0 4WD | 01.1979 10.1983 | | | 63-00-084 | 27 | 87 | 108 | | 63-00-083 | 29 | 97 | 111 | |
| HILUX Pick-up (_N_) | 2.2 4WD (YN106_, YN110_) | 01.1987 12.1989 | 69 | 4Y | 63-00-084 | 27 | 87 | 108 | | 63-00-083 | 29 | 97 | 111 | |
| HILUX Pick-up (_N_) | 2.2 4WD (RN106/110) | 12.1989 12.1997 | 81 | | 63-00-084 | 27 | 87 | 108 | | 63-00-083 | 29 | 97 | 111 | |

A = Inner Diameter
B = Inner Diameter
C = Total Height

A = Diamètre Intérieur
B = Diamètre Intérieur
C = Taille Totale

A = Diámetro Interno
B = Diámetro Interno
C = Altura Total

A = Diametro Interno
B = Diametro Interno
C = Altezza Totale



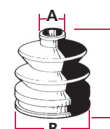
| MODEL MODELLO | VERSION VERSIONE | YEAR ANNO | KW | MOTOR MOTORE | SIDE WHEEL LATO RUOTA | A | B | C | INFO | SIDE GEARSHIFT LATO CAMBIO | A | B | C | INFO |
|--------------------------|----------------------------|--------------------|-----|--------------|-----------------------|----|------|-----|-------------------|----------------------------|----|----|-----|----------------------------------|
| HILUX Pick-up (_N_) | 2.2 D 2WD/4WD | 01.1979 12.1995 | | | 63-00-084 | 27 | 87 | 108 | | 63-00-083 | 29 | 97 | 111 | |
| HILUX Pick-up (_N_) | 2.4 i 4WD | 06.1989 | 84 | 22R | 63-00-084 | 27 | 87 | 108 | | 63-00-083 | 29 | 97 | 111 | |
| HILUX Pick-up (_N_) | 2.4 i 4WD | 06.1989 | 84 | 22R | 63-00-084 | 27 | 87 | 108 | | 63-00-083 | 29 | 97 | 111 | |
| HILUX Pick-up (_N_) | 2.4 i 4WD | 08.1997 | 103 | 2RZ-FE | 63-00-084 | 27 | 87 | 108 | | 63-00-083 | 29 | 97 | 111 | |
| HILUX Pick-up (_N_) | 2.4 D | 01.1992 | 59 | 2L | 63-00-084 | 27 | 87 | 108 | | 63-00-083 | 29 | 97 | 111 | |
| HILUX Pick-up (_N_) | 2.4 D | 07.1998 01.2002 | 55 | | 63-00-084 | 27 | 87 | 108 | | 63-00-083 | 29 | 97 | 111 | |
| HILUX Pick-up (_N_) | 2.4 D | 03.1995 | 58 | | 63-00-084 | 27 | 87 | 108 | | 63-00-083 | 29 | 97 | 111 | |
| HILUX Pick-up (_N_) | 2.4 D | 08.1988 | 61 | 2L | 63-00-084 | 27 | 87 | 108 | | 63-00-083 | 29 | 97 | 111 | |
| HILUX Pick-up (_N_) | 2.4 D 4WD | 08.1988 | 61 | 2L | 63-00-084 | 27 | 87 | 108 | | 63-00-083 | 29 | 97 | 111 | |
| HILUX Pick-up (_N_) | 2.4 D 4WD | 01.1992 | 58 | 2L | 63-00-084 | 27 | 87 | 108 | | 63-00-083 | 29 | 97 | 111 | |
| HILUX Pick-up (_N_) | 2.4 TD 4WD | 08.1998 01.2002 | 66 | 2L-T | 63-00-084 | 27 | 87 | 108 | | 63-00-083 | 29 | 97 | 111 | |
| LAND CRUISER 90 (_J9_) | 3.0 D-4D | 10.2000 | 120 | 1KD-FTV | 63-00-065 | 32 | 90,5 | 124 | Front Wheel Drive | 63-01-129 | 28 | 95 | 106 | Giunto tripodo Front Wheel Drive |
| LAND CRUISER 90 (_J9_) | 3.0 TD (KZJ90_, KZJ95_) | 04.1996 | 92 | 1KZ-TE | 63-00-065 | 32 | 90,5 | 124 | Front Wheel Drive | 63-01-129 | 28 | 95 | 106 | Giunto tripodo Front Wheel Drive |
| LAND CRUISER 90 (_J9_) | 3.4 i 24V (VZJ90_, VZJ95_) | 04.1996 | 131 | 5VZ-FE | 63-00-065 | 32 | 90,5 | 124 | Front Wheel Drive | 63-01-129 | 28 | 95 | 106 | Giunto tripodo Front Wheel Drive |
| LAND CRUISER 100 (_J10_) | 4.2 TD (HDJ100_) | 01.1998 | 150 | 1HD-FTE | | | | | | 63-01-121 | 27 | 96 | 110 | Front Wheel Drive |
| LAND CRUISER 100 (_J10_) | 4.7 | 02.2002 | 175 | 2UZ-FE | | | | | | 63-01-121 | 27 | 96 | 110 | Front Wheel Drive |
| LAND CRUISER 100 (_J10_) | 4.7 V8 32V (UZJ100_) | 01.1998 | 173 | 2UZ-FE | | | | | | 63-01-121 | 27 | 96 | 110 | Front Wheel Drive |

A = Inner Diameter
B = Inner Diameter
C = Total Height

A = Diamètre Intérieur
B = Diamètre Intérieur
C = Taille Totale

A = Diámetro Interno
B = Diámetro Interno
C = Altura Total

A = Diametro Interno
B = Diametro Interno
C = Altezza Totale



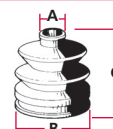
| MODEL MODELLO | VERSION VERSIONE | YEAR ANNO | KW | MOTOR MOTORE | SIDE WHEEL LATO RUOTA | A | B | C | INFO | SIDE GEARSHIFT LATO CAMBIO | A | B | C | INFO |
|----------------------------------|----------------------|--------------------|-----|--------------|-------------------------------------|----------------|----------------|----------------|--|-------------------------------------|------------------|----------------|-----------------|---|
| LITEACE Wagon (M2_G) | 1.8 D | 10.1982 09.1985 | 41 | | 63-00-084 | 27 | 87 | 108 | | | | | | |
| LITEACE Autobus (CM30_G, KM30_G) | 1.5 (KM30LG) | 10.1985 08.1989 | 51 | 5K | 63-00-084 | 27 | 87 | 108 | | | | | | |
| LITEACE Autobus (CM30_G, KM30_G) | 1.5 (KM30LG) | 07.1989 01.1992 | 52 | 5K | 63-00-084 | 27 | 87 | 108 | | | | | | |
| LITEACE Autobus (CM30_G, KM30_G) | 2.0 D (KM30LG) | 08.1988 01.1992 | 53 | 2C | 63-00-084 | 27 | 87 | 108 | | | | | | |
| LITEACE Autobus (_R2_LG) | 2.0 D (CR21LG) | 01.1992 05.1994 | 53 | 2C | 63-00-084 | 27 | 87 | 108 | | | | | | |
| LITEACE Furgonato (CM3_V, KM3_V) | 1.5 (KM31_V, KM36_V) | 05.1986 09.1991 | 51 | 5K | 63-00-084 | 27 | 87 | 108 | | | | | | |
| LITEACE Furgonato (CM3_V, KM3_V) | 1.8 D (CM35_V) | 10.1982 08.1992 | 46 | 1C | 63-00-084 | 27 | 87 | 108 | | | | | | |
| LITEACE Furgonato (CM3_V, KM3_V) | 2.0 D (CM36_V) | 08.1988 01.1992 | 53 | 2C | 63-00-084 | 27 | 87 | 108 | | | | | | |
| LITEACE Furgonato (_R2_V) | 2.0 | 01.1985 | | | 63-00-029 | 26 | 83 | 96 | | | | | | |
| LITEACE Furgonato (_R2_V) | 2.0 D (CR27_V) | 01.1992 05.1994 | 51 | 2C | 63-00-084 | 27 | 87 | 108 | | | | | | |
| MR 2 (_W1_) | 1.6 16V (AW11) | 11.1984 06.1990 | 85 | 4A-GELC | 63-00-013 63-00-033 63-01-131 | 22 25 24 | 76 80 78 | 87 92 84 | ->08.1986 Automatic trasmission 09.1986 -> | 63-00-039 63-01-110 63-01-117 | 25,5 22 23 | 81 75 80 | 106 95 95 | Giunto tripodo Automatic trasmission Giunto tripodo 02.1988 -> Giunto tripodo |
| MR 2 (_W1_) | 1.6 16V (AW11) | 11.1984 06.1990 | 91 | 4A-GEL | 63-00-013 63-00-033 63-01-131 | 22 25 24 | 76 80 78 | 87 92 84 | ->08.1986 Automatic trasmission 09.1986 -> | 63-00-039 63-01-110 63-01-117 | 25,5 22 23 | 81 75 80 | 106 95 95 | Giunto tripodo Automatic trasmission Giunto tripodo 02.1988 -> Giunto tripodo |
| MR 2 (_W2_) | 2.0 16V | 12.1989 05.2000 | 129 | 3S-GE | 63-00-058 | 24 | 83 | 84,5 | | 63-00-081 | 23 | 83 | 89 | |

A = Inner Diameter
B = Inner Diameter
C = Total Height

A = Diamètre Intérieur
B = Diamètre Intérieur
C = Taille Totale

A = Diámetro Interno
B = Diámetro Interno
C = Altura Total

A = Diametro Interno
B = Diametro Interno
C = Altezza Totale



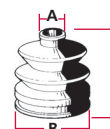
| MODEL MODELLO | VERSION VERSIONE | YEAR ANNO | KW | MOTOR MOTORE | SIDE WHEEL LATO RUOTA | A | B | C | INFO | SIDE GEARSHIFT LATO CAMBIO | A | B | C | INFO |
|------------------------------------|------------------|--------------------|-----|--------------|-------------------------------------|------------------|----------------|-----------------|---|----------------------------|----|----|----|---------------------------------|
| MR 2 (_W2_) | 2.0 16V | 12.1989 05.2000 | 125 | 3S-GE | 63-00-058 | 24 | 83 | 84,5 | | 63-00-081 | 23 | 83 | 89 | |
| MR 2 (_W2_) | 2.0 16V (SW20) | 12.1989 05.2000 | 115 | 3S-GE | 63-00-058 | 24 | 83 | 84,5 | | 63-00-081 | 23 | 83 | 89 | |
| PASEO (EL54) | 1.5 16V | 08.1995 07.1999 | 66 | 5E-FE | 63-00-033 | 25 | 80 | 92 | | 63-01-128 | 21 | 70 | 87 | |
| PASEO Cabriolet (EL54) | 1.5 16V | 10.1996 03.1999 | 66 | 5E-FE | 63-00-033 | 25 | 80 | 92 | | 63-01-128 | 21 | 70 | 87 | |
| PICNIC (_XM10) | 2.0 | 01.2001 | 90 | 3S-FE | 63-00-064 | 25,5 | 83 | 105 | | 63-01-117 | 23 | 80 | 95 | Giunto tripodo |
| PICNIC (_XM10) | 2.0 16V (SXM10_) | 05.1996 | 94 | 3S-FE | 63-00-063 63-00-064 | 26 25,5 | 80 83 | 76 105 | ->01.1999 02.1999 -> | 63-01-117 | 23 | 80 | 95 | Giunto tripodo |
| PICNIC (_XM10) | 2.2 D (CMX10_) | 08.1997 | 66 | 3C-TE | 63-00-062 | 27 | 87 | 126 | | 63-01-119 | 23 | 79 | 92 | |
| PREVIA | 2.2 D (3CT) | 01.1992 | | | | | | | | 63-01-127 | 26 | 87 | 86 | Giunto tripodo ->06.1999 |
| PREVIA (TCR1_, 2_) | 2.4 | 05.1990 08.2000 | 97 | 2TZ-FE | 63-00-005 | 22 | 85 | 97 | | 63-01-127 | 26 | 87 | 86 | Giunto tripodo |
| PREVIA (TCR1_, 2_) | 2.4 4WD | 05.1990 08.2000 | 97 | 2TZ-FE | 63-00-005 | 22 | 85 | 97 | | 63-01-127 | 26 | 87 | 86 | Giunto tripodo |
| RAV 4 I Cabrio/ FUNCRUISER (SXA1_) | 2.0 16V | 12.1997 06.2000 | 94 | 3S-FE | 63-00-028 | 24 | 84 | 95 | | | | | | |
| RAV 4 I/ FUNCRUISER (SXA1_) | 2.0 16V 4WD | 06.1994 06.2000 | 95 | 3S-FE | 63-00-033 63-00-064 63-01-131 | 25 25,5 24 | 80 83 78 | 92 105 84 | Rear Wheel Drive 01.1999 -> Front Wheel Drive ->12.1998 Front Wheel Drive | 63-01-118 | 25 | 76 | 89 | Rear Wheel Drive Giunto tripodo |
| STARLET (KP6_) | 1.3 S (KP61) | 08.1982 09.1984 | 48 | 4K | 63-00-033 | 25 | 80 | 92 | | 63-01-110 | 22 | 75 | 95 | Giunto tripodo |
| STARLET (_P7_) | 1.3 (EP71L) | 10.1984 12.1989 | 55 | 2E-LC | 63-00-033 | 25 | 80 | 92 | | 63-01-110 | 22 | 75 | 95 | Giunto tripodo |
| STARLET (_P7_) | 1.5 D (NP70L) | 12.1986 12.1989 | 40 | 1N | 63-00-033 | 25 | 80 | 92 | | 63-01-117 | 23 | 80 | 95 | Giunto tripodo |

A = Inner Diameter
B = Inner Diameter
C = Total Height

A = Diamètre Intérieur
B = Diamètre Intérieur
C = Taille Totale

A = Diámetro Interno
B = Diámetro Interno
C = Altura Total

A = Diametro Interno
B = Diametro Interno
C = Altezza Totale



| MODEL MODELLO | VERSION VERSIONE | YEAR ANNO | KW | MOTOR MOTORE | SIDE WHEEL LATO RUOTA | A | B | C | INFO | SIDE GEARSHIFT LATO CAMBIO | A | B | C | INFO |
|-----------------------|---------------------|--------------------|----|--------------|------------------------|----------|----------|-----------|-------------------------|----------------------------|------------|----------|-----------|---|
| STARLET (_P8_) | 1.3 12V (EP81) Cat. | 12.1989 03.1996 | 55 | 2E-E | 63-00-033 | 25 | 80 | 92 | | 63-01-117 | 23 | 80 | 95 | Giunto tripodo |
| STARLET (_P8_) | 1.3 12V (EP81_) | 12.1989 12.1992 | 55 | | 63-00-033 | 25 | 80 | 92 | | 63-01-117 | 23 | 80 | 95 | Giunto tripodo |
| STARLET (_P8_) | 1.5 D (NP80_) | 12.1989 03.1996 | 40 | 1N | 63-00-013 | 22 | 76 | 87 | | | | | | |
| STARLET (EP91) | 1.3 | 04.1996 03.1999 | 55 | 4E-FE | 63-00-033 | 25 | 80 | 92 | | 63-01-128 | 21 | 70 | 87 | |
| TERCEL (_L1_, _L2_) | 1.3 (AL20, AL11) | 03.1979 01.1988 | 48 | 2A | 63-00-033 63-01-134 | 25 24 | 80 78 | 92 110 | 05.1986 -> EL30/EL41 | 63-01-110 63-01-111 | 22 25 | 75 73 | 95 94 | 05.1986 -> EL30/EL41 Giunto tripodo |
| TERCEL (_L1_, _L2_) | 1.45 (AL21) | 08.1983 05.1985 | 52 | 3A-C | 63-00-013 | 22 | 76 | 87 | | 63-00-039 | 25,5 | 81 | 106 | Giunto tripodo |
| TERCEL (AL2_) | 1.5 4WD | 10.1982 01.1988 | 52 | 3A | 63-00-015 63-01-134 | 26 24 | 79 78 | 96 110 | 09.1986 -> | 63-00-039 63-01-111 | 25,5 25 | 81 73 | 106 94 | 09.1986 -> Giunto tripodo |
| TERCEL (AL2_) | 1.5 4WD (AL25) | 05.1986 01.1988 | 50 | 3A-C | 63-00-033 63-01-134 | 25 24 | 80 78 | 92 110 | | 63-01-110 63-01-111 | 22 25 | 75 73 | 95 94 | Giunto tripodo |
| YARIS (_CP10) | 1.0 16V (SCP10_) | 04.1999 | 50 | 1SZ-FE | 63-00-067 | 20 | 70 | 95 | | 63-00-051 | 18 | 68 | 84 | |
| YARIS (_CP10) | 1.3 16V (NCP10_) | 11.1999 | 63 | 2NZ-FE | 63-00-068 | 22 | 71 | 105 | | 63-01-128 | 21 | 70 | 87 | |
| YARIS VERSO (NC/LP2_) | 1.3 (NCP22) | 11.1999 | 63 | 2NZ-FE | 63-00-068 | 22 | 71 | 105 | | 63-01-128 | 21 | 70 | 87 | |

A = Inner Diameter
B = Inner Diameter
C = Total Height

A = Diamètre Intérieur
B = Diamètre Intérieur
C = Taille Totale

A = Diámetro Interno
B = Diámetro Interno
C = Altura Total

A = Diametro Interno
B = Diametro Interno
C = Altezza Totale





BOOTS KIT KIT CUFFIE

**CROSS REFERENCE LIST
VERGLEICHSLISTE
LISTA DE REFERENCIAS CRUZADES
LISTE DE COMPARAISON
LISTA DI COMPARAZIONE**

| ASHIKA CODE | OEM | NIPPARTS | QUINTON HAZELL | TRISCAN | ADL BLUE PRINT | HERT BUSS |
|-------------|---------------|----------|----------------|------------|----------------|-----------|
| 63-00-001 | F001-22-540 | J2883000 | QJB226 | 8540 14913 | ADH28151 | J2883000 |
| 63-00-001 | 44315-634-003 | | QJB408 | 8540 50901 | ADM58150 | |
| 63-00-001 | 44315-634-300 | | QJB409 | | ADS78151 | |
| 63-00-001 | 6232-07190 | | QJB423 | | | |
| 63-00-002 | 44323-SB0-310 | J2865000 | QJB102 | 8540 10802 | ADN18104 | J2865001 |
| 63-00-002 | 39241-16R00 | J2865001 | QJB127 | 8540 14808 | | J2865003 |
| 63-00-002 | 39241-16R25 | | QJB151 | 8540 14911 | | J2874000 |
| 63-00-002 | 8-94258-285 | | QJB180 | 8540 42804 | | |
| 63-00-002 | 8-94312-678 | | QJB271 | 8540 50804 | | |
| 63-00-002 | 8-94449-739 | | QJB383 | 8540 68808 | | |
| 63-00-002 | 8-94462-589 | | QJB421 | 8540 69801 | | |
| 63-00-002 | 8-94473-234 | | QJB422 | | | |
| 63-00-002 | F004-22-530 | | QJB477 | | | |
| 63-00-002 | G001-22-530 | | QJB793 | | | |
| 63-00-002 | G001-22-530A | | | | | |
| 63-00-002 | G013-22-530 | | | | | |
| 63-00-002 | G021-22-530 | | | | | |
| 63-00-002 | G023-22-530 | | | | | |
| 63-00-002 | MB176870 | | | | | |
| 63-00-002 | MB297370 | | | | | |
| 63-00-002 | MB297389 | | | | | |
| 63-00-002 | MB297429 | | | | | |
| 63-00-002 | MB297525 | | | | | |
| 63-00-003 | 04438-877098 | J2863003 | QJB102 | 8540 10802 | ADC48101 | J2865000 |
| 63-00-003 | 23222-GA140 | J2865000 | QJB127 | 8540 14808 | ADM58103 | J2864001 |
| 63-00-003 | 23222-GA141 | | QJB180 | 8540 50803 | ADN18106 | J2864004 |
| 63-00-003 | 39241-11M00 | | QJB381 | 8540 68808 | | J2883001 |
| 63-00-003 | 39241-11M25 | | QJB383 | 8540 69801 | | |
| 63-00-003 | 8-94153-133 | | QJB421 | | | |
| 63-00-003 | 94473-226 | | QJB422 | | | |
| 63-00-003 | F001-22-530 | | QJB769 | | | |
| 63-00-003 | F002-00-530 | | QJB793 | | | |
| 63-00-003 | F003-22-530A | | | | | |
| 63-00-003 | F003-22-530B | | | | | |
| 63-00-003 | F003-22-630B | | | | | |
| 63-00-003 | F004-22-630A | | | | | |
| 63-00-003 | F005-22-530A | | | | | |
| 63-00-003 | F005-22-630A | | | | | |
| 63-00-003 | F023-22-530 | | | | | |
| 63-00-003 | MB176860 | | | | | |
| 63-00-003 | MB297147 | | | | | |
| 63-00-003 | MB297184 | | | | | |
| 63-00-003 | MB297190 | | | | | |
| 63-00-003 | MB297351 | | | | | |
| 63-00-003 | MB393129 | | | | | |
| 63-00-004 | 39241-01A01 | | | | ADN18103 | |
| 63-00-004 | 39241-01A25 | | | | | |
| 63-00-004 | 39241-01A26 | | | | | |
| 63-00-004 | 39241-01A88 | | | | | |
| 63-00-005 | 39241-01E00 | J2861002 | QJB152 | 8540 14803 | ADN18111 | J2861002 |
| 63-00-005 | 39241-01E25 | J2861021 | QJB240 | 8540 14812 | | |
| 63-00-005 | 39241-01E26 | J2864020 | QJB268 | 8540 14901 | | |
| 63-00-005 | 39241-01E27 | J2881002 | QJB270 | 8540 14908 | | |
| 63-00-005 | 39241-01E29 | | QJB275 | 8540 42806 | | |
| 63-00-005 | 39241-01E85 | | QJB475 | 8540 50802 | | |
| 63-00-005 | 39241-01E86 | | QJB494 | 8540 68807 | | |



| ASHIKA CODE | OEM | NIPPARTS | QUINTON HAZELL | TRISCAN | ADL BLUE PRINT | HERT BUSS |
|-------------|----------------|----------|----------------|------------|----------------|-----------|
| 63-00-005 | 39241-06R25 | | QJB565 | | | |
| 63-00-005 | 39241-64J25 | | QJB632 | | | |
| 63-00-005 | | | QJB851 | | | |
| 63-00-005 | | | QJB860 | | | |
| 63-00-005 | | | QJB974 | | | |
| 63-00-006 | 8-94124-210 | J2861002 | QJB106 | 8540 14803 | ADM58101 | J2866000 |
| 63-00-006 | 04438-20010 | J2862003 | QJB1131 | 8540 14810 | | J2863005 |
| 63-00-006 | 04438-32050 | J2868000 | QJB152 | 8540 14812 | | J2885007 |
| 63-00-006 | 39241-17R25 | J2885008 | QJB181 | 8540 42806 | | J2864006 |
| 63-00-006 | 39241-17R26 | J2886000 | QJB240 | 8540 42906 | | |
| 63-00-006 | G002-25-300 | | QJB241 | 8540 50802 | | |
| 63-00-006 | G012-22-530 | | QJB265 | 8540 50902 | | |
| 63-00-006 | G022-22-530 | | QJB266 | 8540 50906 | | |
| 63-00-006 | | | QJB267 | 8540 50907 | | |
| 63-00-006 | | | QJB268 | 8540 68807 | | |
| 63-00-006 | | | QJB275 | 8540 68809 | | |
| 63-00-006 | | | QJB361 | | | |
| 63-00-006 | | | QJB461 | | | |
| 63-00-006 | | | QJB494 | | | |
| 63-00-006 | | | QJB502 | | | |
| 63-00-006 | | | QJB565 | | | |
| 63-00-006 | | | QJB613 | | | |
| 63-00-006 | | | QJB614 | | | |
| 63-00-006 | | | QJB632 | | | |
| 63-00-006 | | | QJB851 | | | |
| 63-00-006 | | | QJB974 | | | |
| 63-00-007 | 04438-87206 | J2868000 | QJB106 | 8540 14810 | ADC48160 | J2866000 |
| 63-00-007 | 04438-87701 | | QJB241 | 8540 68809 | ADD68102 | J2863005 |
| 63-00-007 | 39241-01B25 | | QJB267 | | ADD68104 | J2866002 |
| 63-00-007 | 39241-01M25 | | QJB361 | | | J2867008 |
| 63-00-007 | 39241-01M29 | | | | | |
| 63-00-007 | 44118-54A10 | | | | | |
| 63-00-007 | 44333-SB2-761 | | | | | |
| 63-00-007 | 44333-SC2-003 | | | | | |
| 63-00-007 | 7232-22180 | | | | | |
| 63-00-007 | B001-22-530A | | | | | |
| 63-00-007 | B003-22-530 | | | | | |
| 63-00-007 | MB297573 | | | | | |
| 63-00-007 | MB526275 | | | | | |
| 63-00-008 | 44018-SR-3-901 | J2863004 | QJB181 | 8540 10812 | ADH28160 | J2863004 |
| 63-00-008 | 23222-GA110 | J2883004 | QJB262 | 8540 42906 | ADH28162 | J2867011 |
| 63-00-008 | 23222-GA111 | J2884015 | QJB483 | | ADS78104 | J2883004 |
| 63-00-008 | 44017-SR3-000 | | QJB516 | | | |
| 63-00-008 | 44333-SD9-003 | | QJB529 | | | |
| 63-00-008 | MB526516 | | QJB531 | | | |
| 63-00-008 | | | QJB532 | | | |
| 63-00-008 | | | QJB564 | | | |
| 63-00-008 | | | QJB614 | | | |
| 63-00-008 | | | QJB785 | | | |
| 63-00-008 | | | QJB975 | | | |
| 63-00-009 | 44333-SM1-A02 | J2864009 | QJB495 | 8540 40806 | ADH28109 | J2864009 |
| 63-00-009 | 44333-SM4-003 | | QJB496 | 8540 40810 | | J 2861001 |
| 63-00-009 | 44333-SM4-013 | | | | | |
| 63-00-009 | 44333-SM4-A01 | | | | | |
| 63-00-010 | 17-74BJ00L | | | | | J2865007 |
| 63-00-010 | GD45-22-540A | | | | | |



BOOTS KIT KIT CUFFIE

**CROSS REFERENCE LIST
VERGLEICHSLISTE
LISTA DE REFERENCIAS CRUZADES
LISTE DE COMPARAISON
LISTA DI COMPARAZIONE**

| ASHIKA CODE | OEM | NIPPARTS | QUINTON HAZELL | TRISCAN | ADL BLUE PRINT | HERT BUSS |
|-------------|-----------------|----------|----------------|------------|----------------|-----------|
| 63-00-011 | 39241-73J25 | J2861004 | QJB247 | 8540 14807 | ADN18116 | J2861004 |
| 63-00-011 | | | QJB392 | 8540 14813 | | |
| 63-00-012 | 39241-71J25 | J2861002 | QJB152 | 8540 14803 | ADN18117 | J2861002 |
| 63-00-012 | | J2881002 | QJB240 | 8540 14812 | | J2862001 |
| 63-00-012 | | | QJB268 | 8540 14901 | | J2862002 |
| 63-00-012 | | | QJB270 | 8540 14908 | | |
| 63-00-012 | | | QJB275 | 8540 42806 | | |
| 63-00-012 | | | QJB494 | 8540 50802 | | |
| 63-00-012 | | | QJB565 | 8540 68807 | | |
| 63-00-012 | | | QJB632 | | | |
| 63-00-012 | | | QJB851 | | | |
| 63-00-012 | | | QJB974 | | | |
| 63-00-013 | 04438-12042 | J2862001 | QJB475 | 8540 13905 | | |
| 63-00-013 | 04438-10020 | | QJB476 | 8540 13906 | | |
| 63-00-013 | 04438-10021 | | QJB499 | 8540 40905 | | |
| 63-00-013 | 04438-110010 | | QJB926 | | | |
| 63-00-013 | 04438-12021 | | | | | |
| 63-00-013 | 04438-12110 | | | | | |
| 63-00-013 | 04438-17010 | | | | | |
| 63-00-013 | 44447-10020 | | | | | |
| 63-00-015 | 04438-12030 | J2862000 | QJB557 | 8540 13802 | ADT38103 | J2882000 |
| 63-00-015 | 04438-12031 | J2882000 | QJB927 | 8540 13906 | | J2862000 |
| 63-00-015 | 04438-32020 | | | | | J2864000 |
| 63-00-015 | 04438-32021 | | | | | |
| 63-00-015 | 43477-32010 | | | | | |
| 63-00-016 | 39241-50A25 | J2861004 | QJB247 | 8540 14807 | ADN18114 | |
| 63-00-016 | 39241-03A25 | | QJB392 | 8540 14813 | ADN18115 | J2861004 |
| 63-00-016 | 39241-50A2 | | | | | J2864005 |
| 63-00-016 | 39241-50A28 | | | | | |
| 63-00-016 | 39241-50A85 | | | | | |
| 63-00-017 | 44323-SA5-003 | | | | | |
| 63-00-017 | 443223-SA5-0004 | | | | | |
| 63-00-017 | 44333-SA5-004 | | | | | |
| 63-00-017 | 44333-SA5-300 | | | | | |
| 63-00-018 | 44333-SB2-960 | J2864002 | QJB515 | | ADH28155 | J2864002 |
| 63-00-018 | 44333-SB2-961 | | | | | J2864000 |
| 63-00-018 | | | | | | J2861004 |
| 63-00-019 | 44333-SB2-981 | | | | ADH28107 | J2864007 |
| 63-00-020 | 04438-87201 | | | | | J2864003 |
| 63-00-020 | 04438-87204 | J2866001 | | | ADD68101 | J2866001 |
| 63-00-020 | 04438-87206 | | | | | |
| 63-00-020 | 43495-87206 | | | | | |
| 63-00-021 | 44118-82013 | J2868000 | QJB106 | 8540 14810 | ADK88101 | J2868000 |
| 63-00-021 | 44118-60B20 | J2886000 | QJB241 | 8540 68809 | ADK88102 | |
| 63-00-021 | 44118-78010 | | QJB267 | | | |
| 63-00-021 | 44118-78011 | | QJB361 | | | |
| 63-00-021 | 44118-78012 | | | | | |
| 63-00-021 | 44118-78020 | | | | | |
| 63-00-021 | 44118-78022 | | | | | |
| 63-00-022 | 17230-BJ87 | | | | | |
| 63-00-023 | 7232-22020 | | | | ADS78152 | |
| 63-00-023 | 7232-22021 | | | | ADS85152 | |
| 63-00-024 | 7232-22040 | | | | | J2887007 |
| 63-00-024 | 7232-22041 | | | | | |
| 63-00-024 | 7323-22043 | | | | | |
| 63-00-025 | 39241-13A25 | | | | | |



| ASHIKA CODE | OEM | NIPPARTS | QUINTON HAZELL | TRISCAN | ADL BLUE PRINT | HERT BUSS |
|-------------|---------------|----------|----------------|------------|----------------|-----------|
| 63-00-025 | 39241-01A89 | | | | | |
| 63-00-025 | 39241-01A90 | | | | | |
| 63-00-025 | 39241-50A29 | | | | | |
| 63-00-026 | 44333-SA7-003 | J2864012 | QJB104 | | ADH28103 | J2864012 |
| 63-00-026 | 44333-SA7-013 | | | | | |
| 63-00-027 | MB297340 | J2825000 | 300981 | 8540 42102 | ADC48158 | J2865000 |
| 63-00-027 | MB176161 | | 302073 | | ADC48903 | J2885002 |
| 63-00-027 | MB297339 | | QJB180 | | | J2865002 |
| 63-00-027 | MB297454 | | QVJ108 | | | |
| 63-00-027 | MB393130 | | QVJ1188 | | | |
| 63-00-027 | GD36-22-540 | | | | | |
| 63-00-028 | 43447-20030 | | | | | J2863005 |
| 63-00-029 | 43447-17050 | | | | | |
| 63-00-030 | 28023-AA001 | J2867004 | | | ADS78108 | J2867004 |
| 63-00-030 | 28023-AA002 | | | | | J2863002 |
| 63-00-032 | | | | | | J2861009 |
| 63-00-033 | 04438-10020 | J2862001 | QJB475 | 8540 13905 | | J2862000 |
| 63-00-033 | 04438-10021 | | QJB476 | 8540 13906 | | |
| 63-00-033 | 43447-10020 | | QJB499 | 8540 40905 | | |
| 63-00-033 | 43447-10020A | | QJB926 | | | |
| 63-00-034 | 44333-SF1-961 | J2863004 | QJB181 | 8540 10812 | | J2864003 |
| 63-00-034 | 44333-SF1-962 | | QJB483 | 8540 42906 | | |
| 63-00-034 | | | QJB529 | | | |
| 63-00-034 | | | QJB531 | | | |
| 63-00-034 | | | QJB532 | | | |
| 63-00-034 | | | QJB564 | | | |
| 63-00-034 | | | QJB614 | | | |
| 63-00-034 | | | QJB785 | | | |
| 63-00-035 | 44324-SB0-310 | J2864006 | QJB638 | 8540 40811 | | J2864006 |
| 63-00-036 | 44017-S3X-000 | J2861002 | QJB1014 | 8540 13905 | | J2865001 |
| 63-00-036 | 44017-SEF-E00 | J2862001 | QJB152 | 8540 13906 | | |
| 63-00-036 | 44017-SR3-900 | J2865003 | QJB240 | 8540 14803 | | |
| 63-00-036 | 44018-SR3-951 | J2884001 | QJB268 | 8540 14812 | | |
| 63-00-036 | GD38-22-540 | | QJB275 | 8540 40905 | | |
| 63-00-036 | MB297379 | | QJB475 | 8540 42806 | | |
| 63-00-036 | MB620053 | | QJB476 | 8540 50802 | | |
| 63-00-036 | MR336588 | | QJB494 | 8540 68807 | | |
| 63-00-036 | | | QJB499 | | | |
| 63-00-036 | | | QJB520 | | | |
| 63-00-036 | | | QJB565 | | | |
| 63-00-036 | | | QJB632 | | | |
| 63-00-036 | | | QJB813 | | | |
| 63-00-036 | | | QJB851 | | | |
| 63-00-036 | | | QJB926 | | | |
| 63-00-036 | | | QJB974 | | | |
| 63-00-037 | MB176161 | J2825000 | 300981 | 8540 10802 | | J2865002 |
| 63-00-037 | MB297339 | J2865000 | 302073 | 8540 10818 | | |
| 63-00-037 | MB297340 | J2885002 | QJB102 | 8540 14808 | | |
| 63-00-037 | | | QJB127 | 8540 42102 | | |
| 63-00-037 | | | QJB180 | 8540 68808 | | |
| 63-00-037 | | | QJB221 | 8540 68903 | | |
| 63-00-037 | | | QJB289 | 8540 69801 | | |
| 63-00-037 | | | QJB383 | | | |
| 63-00-037 | | | QJB415 | | | |
| 63-00-037 | | | QJB419 | | | |
| 63-00-037 | | | QJB421 | | | |



BOOTS KIT KIT CUFFIE

CROSS REFERENCE LIST
VERGLEICHSLISTE
LISTA DE REFERENCIAS CRUZADAS
LISTE DE COMPARAISON
LISTA DI COMPARAZIONE

| ASHIKA CODE | OEM | NIPPARTS | QUINTON HAZELL | TRISCAN | ADL BLUE PRINT | HERT BUSS |
|-------------|---------------|----------|----------------|------------|----------------|-----------|
| 63-00-037 | | | QJB422 | | | |
| 63-00-037 | | | QJB793 | | | |
| 63-00-037 | | | QVJ108 | | | |
| 63-00-037 | | | QVJ1188 | | | |
| 63-00-038 | F00422540C | J2885000 | QJB223 | 8540 42903 | | J2881002 |
| 63-00-038 | FG01-22-540 | | | | | |
| 63-00-038 | MB175851 | | | | | |
| 63-00-038 | 39741-0M325 | | | | | |
| 63-00-039 | 04438-12030 | J2862000 | QJB181 | 8540 13802 | | J2882000 |
| 63-00-039 | 04438-12050 | J2862001 | QJB266 | 8540 13905 | | |
| 63-00-039 | 04438-12060 | J2862003 | QJB475 | 8540 13906 | | |
| 63-00-039 | | J2882000 | QJB476 | 8540 40905 | | |
| 63-00-039 | | | QJB499 | 8540 42906 | | |
| 63-00-039 | | | QJB557 | 8540 50907 | | |
| 63-00-039 | | | QJB614 | | | |
| 63-00-039 | | | QJB926 | | | |
| 63-00-039 | | | QJB927 | | | |
| 63-00-040 | MB 886676 | J2882000 | | | | J2885003 |
| 63-00-041 | 44018-SS0-000 | | | | | |
| 63-00-041 | 44018-SS0-010 | | | | | |
| 63-00-041 | 44018-SS0-J90 | | | | | |
| 63-00-042 | 44333-SM1-A01 | | | | | |
| 63-00-042 | 44333-SM1-A02 | | | | | |
| 63-00-043 | 42324-679-013 | | | | | |
| 63-00-043 | 42324-679-023 | | | | | |
| 63-00-044 | 7232-22260 | | | | | |
| 63-00-045 | 44017-SR3-000 | | | | | |
| 63-00-045 | MB526516 | | | | | |
| 63-00-046 | OK554-22-530 | | | | | |
| 63-00-047 | 44018-S04-N00 | | | | | |
| 63-00-047 | 44018-SAB-N20 | | | | | |
| 63-00-048 | 44018-S6M-000 | | | | | |
| 63-00-048 | 44018-ST7-C62 | | | | | |
| 63-00-048 | MR483335 | | | | | |
| 63-00-049 | 42315-S71-003 | | | | | |
| 63-00-050 | 42324-S2A-005 | | | | | |
| 63-00-051 | 04438-52020 | | | | | |
| 63-00-052 | FA5022530 | | | | | |
| 63-00-053 | GD1722530 | | | | | |
| 63-00-054 | GD1522530 | | | | | |
| 63-00-055 | GD1922530 | | | | | |
| 63-00-056 | 04438-05080 | | | | | |
| 63-00-056 | 04438-05100 | | | | | |
| 63-00-056 | 04438-05121 | | | | | |
| 63-00-057 | 39241-BM526 | | | | | |
| 63-00-057 | 04438-05060 | | | | | |
| 63-00-058 | 04438-20090 | | | | | |
| 63-00-061 | 04438-87118 | | | | | |
| 63-00-061 | 04438-87119 | | | | | |
| 63-00-062 | 8973874780 | | | | | |
| 63-00-062 | 04438-44020 | | | | | |
| 63-00-063 | 04438-20131 | | | | | |
| 63-00-064 | 04438-20132 | | | | | |
| 63-00-065 | 04438-35030 | | | | | |
| 63-00-067 | 04438-52020 | | | | | |
| 63-00-068 | 44118-62J00 | | | | | |



| ASHIKA CODE | OEM | NIPPARTS | QUINTON HAZELL | TRISCAN | ADL BLUE PRINT | HERT BUSS |
|-------------|-----------------|----------|----------------|---------|----------------|-----------|
| 63-00-068 | 04438-52070 | | | | | |
| 63-00-069 | 04438-87601 | | | | | |
| 63-00-070 | 04438-87401 | | | | | |
| 63-00-071 | 04438-87F29 | | | | | |
| 63-00-072 | 44315-SA2-003 | | | | | |
| 63-00-072 | 44315-SA2-300 | | | | | |
| 63-00-072 | 44333-SA2-310 | | | | | |
| 63-00-074 | 8-94152-182-1 | | | | | |
| 63-00-075 | 72322-2200 | | | | | |
| 63-00-079 | F006-22-530 | | | | | |
| 63-00-079 | F006-22-530B | | | | | |
| 63-00-080 | Y402-22-530 | | | | | |
| 63-00-080 | 39241-4F125 | | | | | |
| 63-00-081 | 0K011-22-540 | | | | | |
| 63-00-082 | MB526148 | | | | | |
| 63-00-082 | MB526274 | | | | | |
| 63-00-083 | 04438-35011 | | | | | |
| 63-00-083 | 04438-35012 | | | | | |
| 63-00-084 | 04438-35021 | | | | | |
| 63-00-084 | 04438-35022 | | | | | |
| 63-00-085 | MR232240 | | | | | |
| 63-00-085 | MR305856 | | | | | |
| 63-00-087 | 39741-10E26 | | | | | |
| 63-00-088 | 39741-10E25 | | | | | |
| 63-00-089 | 8-94412-183-0 | | | | | |
| 63-00-090 | 39741-11A00 | | | | | |
| 63-00-091 | 39741-01A25 | | | | | |
| 63-00-092 | 39741-01A01 | | | | | |
| 63-00-093 | 39741-11A01 | | | | | |
| 63-00-094 | 04438-87502 | | | | | |
| 63-00-094 | 39741-01M25 | | | | | |
| 63-00-095 | 39741-16R25 | | | | | |
| 63-00-096 | 39241-41W01 | | | | | |
| 63-00-097 | 39741-41W25 | | | | | |
| 63-00-097 | 39741-50W25 | | | | | |
| 63-00-098 | 44315-SB2-961 | | | | | |
| 63-00-099 | 44315-SB2-003 | | | | | |
| 63-01-101 | G02122540 | | | | | |
| 63-01-101 | MB526356 | | | | | |
| 63-01-102 | 49506-21000 | | | | | |
| 63-01-103 | G02222540 | | | | | |
| 63-01-104 | 6232-07050 | | | | | |
| 63-01-106 | 23222-GA120 | | | | | |
| 63-01-107 | 04438-87710-000 | | | | | |
| 63-01-109 | 04438-87718-000 | | | | | |
| 63-01-109 | 44119-70B10 | | | | | |
| 63-01-110 | 43448-12020 | | | | | |
| 63-01-111 | 43448-16010 | | | | | |
| 63-01-112 | 8-94381-538-0 | | | | | |
| 63-01-117 | 04438-20131 | | | | | |
| 63-01-118 | 04438-42020 | | | | | |
| 63-01-120 | 04438-05100 | | | | | |
| 63-01-121 | 04438-60021 | | | | | |
| 63-01-122 | 44125-65J00 | | | | | |
| 63-01-129 | 04438-35030 | | | | | |
| 63-01-132 | 42315-S2A-003 | | | | | |



BOOTS KIT KIT CUFFIE

CROSS REFERENCE LIST
VERGLEICHSLISTE
LISTA DE REFERENCIAS CRUZADES
LISTE DE COMPARAISON
LISTA DI COMPARAZIONE

| ASHIKA CODE | OEM | NIPPARTS | QUINTON HAZELL | TRISCAN | ADL BLUE PRINT | HERT BUSS |
|-------------|---------------|----------|----------------|---------|----------------|-----------|
| 63-01-133 | 44017-S5A-000 | | | | | |
| 63-01-134 | 04438-16020 | | | | | |
| 63-01-136 | 40088-M0820 | | | | | |
| 63-01-137 | XB297339 | | | | | |
| 63-01-138 | 49506-28D01 | | | | | |
| 63-01-140 | 49509-28C01 | | | | | |
| 63-01-141 | MB526275 | | | | | |
| 63-01-142 | 72322-2350 | | | | | |
| 63-01-143 | P44107-788000 | | | | | |
| 63-01-144 | 96245292 | | | | | |
| 63-01-145 | 96273574 | | | | | |
| 63-01-146 | 0K552-22-540 | | | | | |
| 63-01-147 | 0K2A1-22-540 | | | | | |
| 63-01-148 | 0K9A2-22-540 | | | | | |
| 63-01-149 | 0K9A3-22-540 | | | | | |
| 63-01-150 | 0K9B3-22-540 | | | | | |
| 63-01-152 | 49506-28000 | | | | | |
| 63-01-153 | 49506-33A10 | | | | | |
| 63-01-154 | 49506-29G00 | | | | | |
| 63-01-155 | 49506-29L00 | | | | | |
| 63-01-156 | 49506-29A00 | | | | | |
| 63-01-157 | 39741-10E25 | | | | | |
| 63-01-157 | 39741-10E26 | | | | | |
| 63-01-160 | 28023-AA050 | | | | | |
| 63-01-161 | 44017-S04-010 | | | | | |
| 63-01-161 | 44017-S04-J00 | | | | | |
| 63-01-161 | 44017-ST3-000 | | | | | |
| 63-01-162 | 44119-86060 | | | | | |
| 63-01-162 | 44119-86061 | | | | | |
| 63-01-170 | 63220-7112 | | | | | |
| 63-01-178 | 44119-72F00 | | | | | |
| 63-01-198 | 39741-BM526 | | | | | |
| 63-02-213 | 8973874770 | | | | | |
| 63-02-220 | GD36-22-530 | | | | | |
| 63-02-220 | MN156750 | | | | | |
| 63-02-231 | 96391553 | | | | | |
| 63-02-232 | 96481539 | | | | | |
| 63-02-233 | 96489837 | | | | | |
| 63-02-234 | 96489855 | | | | | |
| 63-02-235 | 96245310 | | | | | |
| 63-02-236 | 96245309 | | | | | |
| 63-02-237 | 96489856 | | | | | |
| 63-02-238 | 96243578 | | | | | |
| 63-02-239 | 96489854 | | | | | |
| 63-02-241 | 49509-02A00 | | | | | |
| 63-02-242 | 49509-05A00 | | | | | |
| 63-02-246 | 49509-M1A00 | | | | | |
| 63-02-247 | 49509-4AA00 | | | | | |
| 63-02-248 | 49509-17A00 | | | | | |
| 63-02-250 | 49505-1CC00 | | | | | |
| 63-02-251 | 49605-1CD00 | | | | | |
| 63-02-252 | 49609-26C50 | | | | | |
| 63-02-254 | 51622-H1010 | | | | | |
| 63-02-255 | 49509-3AB00 | | | | | |
| 63-02-256 | 49509-3AC00 | | | | | |
| 63-02-257 | 49509-2EA00 | | | | | |



BOOTS KIT KIT CUFFIE

**CROSS REFERENCE LIST
VERGLEICHSLISTE
LISTA DE REFERENCIAS CRUZADAS
LISTE DE COMPARAISON
LISTA DI COMPARAZIONE**

| O.E.M. | ASHIKA CODE | O.E.M. | ASHIKA CODE | O.E.M. | ASHIKA CODE | O.E.M. | ASHIKA CODE |
|--------------|-------------|-----------------|-------------|-------------|-------------|----------------|-------------|
| 04438-05060 | 63-00-057 | 04438-87601 | 63-00-069 | 39241-01E26 | 63-00-005 | 42315-S2A-003 | 63-01-132 |
| 04438-05080 | 63-00-056 | 04438-87701 | 63-00-007 | 39241-01E27 | 63-00-005 | 42315-S71-003 | 63-00-049 |
| 04438-05100 | 63-00-056 | 04438-877098 | 63-00-003 | 39241-01E29 | 63-00-005 | 42324-679-013 | 63-00-043 |
| 04438-05100 | 63-01-120 | 04438-87710-000 | 63-01-107 | 39241-01E85 | 63-00-005 | 42324-679-023 | 63-00-043 |
| 04438-05121 | 63-00-056 | 04438-87718-000 | 63-01-109 | 39241-01E86 | 63-00-005 | 42324-S2A-005 | 63-00-050 |
| 04438-10020 | 63-00-013 | 04438-87F29 | 63-00-071 | 39241-01M25 | 63-00-007 | 43447-10020 | 63-00-033 |
| 04438-10020 | 63-00-033 | OK011-22-540 | 63-00-081 | 39241-01M29 | 63-00-007 | 43447-10020A | 63-00-033 |
| 04438-10021 | 63-00-013 | OK2A1-22-540 | 63-01-147 | 39241-03A25 | 63-00-016 | 43447-17050 | 63-00-029 |
| 04438-10021 | 63-00-033 | OK2C022530 | 63-02-279 | 39241-06R25 | 63-00-005 | 43447-20030 | 63-00-028 |
| 04438-110010 | 63-00-013 | OK2C022540 | 63-02-291 | 39241-11M00 | 63-00-003 | 43448-12020 | 63-01-110 |
| 04438-12021 | 63-00-013 | OK2C12240 | 63-02-292 | 39241-11M25 | 63-00-003 | 43448-16010 | 63-01-111 |
| 04438-12030 | 63-00-015 | OK2C122530 | 63-02-280 | 39241-13A25 | 63-00-025 | 43477-32010 | 63-00-015 |
| 04438-12030 | 63-00-039 | OK55222530 | 63-02-281 | 39241-16R00 | 63-00-002 | 43495-87206 | 63-00-020 |
| 04438-12031 | 63-00-015 | OK55222540 | 63-02-293 | 39241-16R25 | 63-00-002 | 44017-S04-010 | 63-01-161 |
| 04438-12042 | 63-00-013 | OK552-22-540 | 63-01-146 | 39241-17R25 | 63-00-006 | 44017-S04-J00 | 63-01-161 |
| 04438-12050 | 63-00-039 | OK55422530 | 63-02-282 | 39241-17R26 | 63-00-006 | 44017-S3X-000 | 63-00-036 |
| 04438-12060 | 63-00-039 | OK554-22-530 | 63-00-046 | 39241-41W01 | 63-00-096 | 44017-S5A-000 | 63-01-133 |
| 04438-12110 | 63-00-013 | OK55422540 | 63-02-294 | 39241-4F125 | 63-00-080 | 44017-SEF-E00 | 63-00-036 |
| 04438-16020 | 63-01-134 | OK55822530 | 63-02-283 | 39241-50A2 | 63-00-016 | 44017-SR3-000 | 63-00-008 |
| 04438-17010 | 63-00-013 | OK55822540 | 63-02-295 | 39241-50A25 | 63-00-016 | 44017-SR3-000 | 63-00-045 |
| 04438-20010 | 63-00-006 | OK56P22530 | 63-02-284 | 39241-50A28 | 63-00-016 | 44017-SR3-900 | 63-00-036 |
| 04438-20090 | 63-00-058 | OK56P22540 | 63-02-296 | 39241-50A29 | 63-00-025 | 44017-ST3-000 | 63-01-161 |
| 04438-20131 | 63-00-063 | OK63B22530A | 63-02-287 | 39241-50A85 | 63-00-016 | 44018-S04-N00 | 63-00-047 |
| 04438-20131 | 63-01-117 | OK63B22540 | 63-03-300 | 39241-64J25 | 63-00-005 | 44018-S6M-000 | 63-00-048 |
| 04438-20132 | 63-00-064 | OK9A2-22-540 | 63-01-148 | 39241-71J25 | 63-00-012 | 44018-SAB-N20 | 63-00-047 |
| 04438-32020 | 63-00-015 | OK9A3-22-540 | 63-01-149 | 39241-73J25 | 63-00-011 | 44018-SR-3-901 | 63-00-008 |
| 04438-32021 | 63-00-015 | OK9B3-22-540 | 63-01-150 | 39241-BM526 | 63-00-057 | 44018-SR3-951 | 63-00-036 |
| 04438-32050 | 63-00-006 | 17230-BJ87 | 63-00-022 | 39741-01A01 | 63-00-092 | 44018-S50-000 | 63-00-041 |
| 04438-35011 | 63-00-083 | 17-74BJ00L | 63-00-010 | 39741-01A25 | 63-00-091 | 44018-S50-010 | 63-00-041 |
| 04438-35012 | 63-00-083 | 23222-GA110 | 63-00-008 | 39741-01M25 | 63-00-094 | 44018-S50-J90 | 63-00-041 |
| 04438-35021 | 63-00-084 | 23222-GA111 | 63-00-008 | 39741-0M325 | 63-00-038 | 44018-S77-C62 | 63-00-048 |
| 04438-35022 | 63-00-084 | 23222-GA120 | 63-01-106 | 39741-10E25 | 63-00-088 | 44118-54A10 | 63-00-007 |
| 04438-35030 | 63-00-065 | 23222-GA140 | 63-00-003 | 39741-10E25 | 63-01-157 | 44118-60B20 | 63-00-021 |
| 04438-35030 | 63-01-129 | 23222-GA141 | 63-00-003 | 39741-10E26 | 63-00-087 | 44118-62J00 | 63-00-068 |
| 04438-42020 | 63-01-118 | 28023-AA001 | 63-00-030 | 39741-10E26 | 63-01-157 | 44118-78010 | 63-00-021 |
| 04438-44020 | 63-00-062 | 28023-AA002 | 63-00-030 | 39741-11A00 | 63-00-090 | 44118-78011 | 63-00-021 |
| 04438-52020 | 63-00-051 | 28023-AA050 | 63-01-160 | 39741-11A01 | 63-00-093 | 44118-78012 | 63-00-021 |
| 04438-52020 | 63-00-067 | 3815A012 | 63-03-313 | 39741-16R25 | 63-00-095 | 44118-78020 | 63-00-021 |
| 04438-52070 | 63-00-068 | 3815A015 | 63-03-315 | 39741-41W25 | 63-00-097 | 44118-78022 | 63-00-021 |
| 04438-60021 | 63-01-121 | 39241-01A01 | 63-00-004 | 39741-50W25 | 63-00-097 | 44118-82013 | 63-00-021 |
| 04438-87118 | 63-00-061 | 39241-01A25 | 63-00-004 | 39741-BM526 | 63-01-198 | 44119-70B10 | 63-01-109 |
| 04438-87119 | 63-00-061 | 39241-01A26 | 63-00-004 | 40088-M0820 | 63-01-136 | 44119-72F00 | 63-01-178 |
| 04438-87201 | 63-00-020 | 39241-01A88 | 63-00-004 | 413ST08000 | 63-03-307 | 44119-86060 | 63-01-162 |
| 04438-87204 | 63-00-020 | 39241-01A89 | 63-00-025 | 413ST08012 | 63-03-304 | 44119-86061 | 63-01-162 |
| 04438-87206 | 63-00-007 | 39241-01A90 | 63-00-025 | 413ST08100 | 63-03-308 | 44125-65J00 | 63-01-122 |
| 04438-87206 | 63-00-020 | 39241-01B25 | 63-00-007 | 413ST08112 | 63-03-305 | 44315-634-003 | 63-00-001 |
| 04438-87401 | 63-00-070 | 39241-01E00 | 63-00-005 | 413ST09000 | 63-03-309 | 44315-634-300 | 63-00-001 |
| 04438-87502 | 63-00-094 | 39241-01E25 | 63-00-005 | 413ST09010 | 63-03-306 | 44315-SA2-003 | 63-00-072 |



| O.E.M. | ASHIKA CODE | O.E.M. | ASHIKA CODE | O.E.M. | ASHIKA CODE | O.E.M. | ASHIKA CODE |
|-----------------|-------------|---------------|-------------|--------------|-------------|---------------|-------------|
| 44315-SA2-300 | 63-00-072 | 49509-05A00 | 63-02-242 | 94473-226 | 63-00-003 | MB175851 | 63-00-038 |
| 44315-SB2-003 | 63-00-099 | 49509-17A00 | 63-02-248 | 96243578 | 63-02-238 | MB176161 | 63-00-027 |
| 44315-SB2-961 | 63-00-098 | 49509-28C01 | 63-01-140 | 96245292 | 63-01-144 | MB176161 | 63-00-037 |
| 443223-SA5-0004 | 63-00-017 | 49509-2EA00 | 63-02-257 | 96245309 | 63-02-236 | MB176860 | 63-00-003 |
| 44323-SA5-003 | 63-00-017 | 49509-2EA10 | 63-02-258 | 96245310 | 63-02-235 | MB176870 | 63-00-002 |
| 44323-SB0-310 | 63-00-002 | 49509-3AB00 | 63-02-255 | 96273574 | 63-01-145 | MB297147 | 63-00-003 |
| 44324-SB0-310 | 63-00-035 | 49509-3AC00 | 63-02-256 | 96391553 | 63-02-231 | MB297184 | 63-00-003 |
| 44333-SA2-310 | 63-00-072 | 49509-4AA00 | 63-02-247 | 96481539 | 63-02-232 | MB297190 | 63-00-003 |
| 44333-SA5-004 | 63-00-017 | 49509-M1A00 | 63-02-246 | 96489837 | 63-02-233 | MB297339 | 63-00-027 |
| 44333-SA5-300 | 63-00-017 | 49594-07000 | 63-02-288 | 96489854 | 63-02-239 | MB297339 | 63-00-037 |
| 44333-SA7-003 | 63-00-026 | 49594-07100 | 63-02-289 | 96489855 | 63-02-234 | MB297340 | 63-00-027 |
| 44333-SA7-013 | 63-00-026 | 49594-2F000 | 63-02-285 | 96489856 | 63-02-237 | MB297340 | 63-00-037 |
| 44333-SB2-761 | 63-00-007 | 49594-2F100 | 63-02-286 | B001-22-530A | 63-00-007 | MB297351 | 63-00-003 |
| 44333-SB2-960 | 63-00-018 | 49594-3E000 | 63-02-290 | B003-22-530 | 63-00-007 | MB297370 | 63-00-002 |
| 44333-SB2-961 | 63-00-018 | 49595-07000 | 63-03-301 | F001-22-530 | 63-00-003 | MB297379 | 63-00-036 |
| 44333-SB2-981 | 63-00-019 | 49595-07100 | 63-03-302 | F001-22-540 | 63-00-001 | MB297389 | 63-00-002 |
| 44333-SC2-003 | 63-00-007 | 49595-2F000 | 63-02-297 | F002-00-530 | 63-00-003 | MB297429 | 63-00-002 |
| 44333-SD9-003 | 63-00-008 | 49595-2F100 | 63-02-298 | F003-22-530A | 63-00-003 | MB297454 | 63-00-027 |
| 44333-SF1-961 | 63-00-034 | 49595-3E000 | 63-03-303 | F003-22-530B | 63-00-003 | MB297525 | 63-00-002 |
| 44333-SF1-962 | 63-00-034 | 49605-1CD00 | 63-02-251 | F003-22-630B | 63-00-003 | MB297573 | 63-00-007 |
| 44333-SM1-A01 | 63-00-042 | 49606-26C50 | 63-02-270 | F004-22-530 | 63-00-002 | MB393129 | 63-00-003 |
| 44333-SM1-A02 | 63-00-009 | 49609-26C50 | 63-02-252 | F00422540C | 63-00-038 | MB393130 | 63-00-027 |
| 44333-SM1-A02 | 63-00-042 | 51612-H1010 | 63-02-274 | F004-22-630A | 63-00-003 | MB526148 | 63-00-082 |
| 44333-SM4-003 | 63-00-009 | 51622-H1010 | 63-02-254 | F005-22-530A | 63-00-003 | MB526274 | 63-00-082 |
| 44333-SM4-013 | 63-00-009 | 6232-07050 | 63-01-104 | F005-22-630A | 63-00-003 | MB526275 | 63-00-007 |
| 44333-SM4-A01 | 63-00-009 | 6232-07190 | 63-00-001 | F006-22-530 | 63-00-079 | MB526275 | 63-01-141 |
| 44447-10020 | 63-00-013 | 63220-7112 | 63-01-170 | F006-22-530B | 63-00-079 | MB526356 | 63-01-101 |
| 49505-1CC00 | 63-02-250 | 7232-22020 | 63-00-023 | F023-22-530 | 63-00-003 | MB526516 | 63-00-008 |
| 49506-02A00 | 63-02-259 | 7232-22021 | 63-00-023 | FA5022530 | 63-00-052 | MB526516 | 63-00-045 |
| 49506-05A00 | 63-02-260 | 7232-22040 | 63-00-024 | FG01-22-540 | 63-00-038 | MB620053 | 63-00-036 |
| 49506-17A00 | 63-02-266 | 7232-22041 | 63-00-024 | G001-22-530 | 63-00-002 | MN156750 | 63-02-220 |
| 49506-1CA00 | 63-02-268 | 7232-22180 | 63-00-007 | G001-22-530A | 63-00-002 | MR232240 | 63-00-085 |
| 49506-1CB00 | 63-02-269 | 72322-2200 | 63-00-075 | G002-25-300 | 63-00-006 | MR305856 | 63-00-085 |
| 49506-21000 | 63-01-102 | 7232-22260 | 63-00-044 | G012-22-530 | 63-00-006 | MR336588 | 63-00-036 |
| 49506-26B00 | 63-02-271 | 72322-2350 | 63-01-142 | G013-22-530 | 63-00-002 | MR483335 | 63-00-048 |
| 49506-28000 | 63-01-152 | 7323-22043 | 63-00-024 | G021-22-530 | 63-00-002 | MR911156 | 63-03-320 |
| 49506-28D01 | 63-01-138 | 8-94124-210 | 63-00-006 | G02122540 | 63-01-101 | MR911158 | 63-03-321 |
| 49506-29A00 | 63-01-156 | 8-94152-182-1 | 63-00-074 | G022-22-530 | 63-00-006 | MR911361 | 63-03-321 |
| 49506-29G00 | 63-01-154 | 8-94153-133 | 63-00-003 | G02222540 | 63-01-103 | P44107-788000 | 63-01-143 |
| 49506-29L00 | 63-01-155 | 8-94258-285 | 63-00-002 | G023-22-530 | 63-00-002 | XB297339 | 63-01-137 |
| 49506-2EA00 | 63-02-277 | 8-94312-678 | 63-00-002 | GD1522530 | 63-00-054 | Y402-22-530 | 63-00-080 |
| 49506-2EA10 | 63-02-278 | 8-94381-538-0 | 63-01-112 | GD1722530 | 63-00-053 | | |
| 49506-33A10 | 63-01-153 | 8-94412-183-0 | 63-00-089 | GD1922530 | 63-00-055 | | |
| 49506-3AA20 | 63-02-275 | 8-94449-739 | 63-00-002 | GD36-22-530 | 63-02-220 | | |
| 49506-3AA30 | 63-02-276 | 8-94462-589 | 63-00-002 | GD36-22-540 | 63-00-027 | | |
| 49506-4AA00 | 63-02-265 | 8-94473-234 | 63-00-002 | GD38-22-540 | 63-00-036 | | |
| 49506-M1A00 | 63-02-264 | 8973874770 | 63-02-213 | GD45-22-540A | 63-00-010 | | |
| 49509-02A00 | 63-02-241 | 8973874780 | 63-00-062 | MB 886676 | 63-00-040 | | |



BOOTS KIT KIT CUFFIE

**CROSS REFERENCE LIST
VERGLEICHSLISTE
LISTA DE REFERENCIAS CRUZADAS
LISTE DE COMPARAISON
LISTA DI COMPARAZIONE**

| ADL BLUE PRINT | ASHIKA CODE |
|----------------|-------------|
| ADC48101 | 63-00-003 |
| ADC48158 | 63-00-027 |
| ADC48160 | 63-00-007 |
| ADC48903 | 63-00-027 |
| ADD68101 | 63-00-020 |
| ADD68102 | 63-00-007 |
| ADD68104 | 63-00-007 |
| ADH28103 | 63-00-026 |
| ADH28107 | 63-00-019 |
| ADH28109 | 63-00-009 |
| ADH28151 | 63-00-001 |
| ADH28155 | 63-00-018 |
| ADH28160 | 63-00-008 |
| ADH28162 | 63-00-008 |
| ADK88101 | 63-00-021 |
| ADK88102 | 63-00-021 |
| ADM58101 | 63-00-006 |
| ADM58103 | 63-00-003 |
| ADM58150 | 63-00-001 |
| ADN18103 | 63-00-004 |
| ADN18104 | 63-00-002 |
| ADN18106 | 63-00-003 |
| ADN18111 | 63-00-005 |
| ADN18114 | 63-00-016 |
| ADN18115 | 63-00-016 |
| ADN18116 | 63-00-011 |
| ADN18117 | 63-00-012 |
| ADS78104 | 63-00-008 |
| ADS78108 | 63-00-030 |
| ADS78151 | 63-00-001 |
| ADS78152 | 63-00-023 |
| ADS85152 | 63-00-023 |
| ADT38103 | 63-00-015 |

| HERT BUSS | ASHIKA CODE |
|-----------|-------------|
| J2861001 | 63-00-009 |
| J2861002 | 63-00-005 |
| J2861002 | 63-00-012 |
| J2861004 | 63-00-011 |
| J2861004 | 63-00-016 |
| J2861004 | 63-00-018 |
| J2861009 | 63-00-032 |
| J2862000 | 63-00-015 |
| J2862000 | 63-00-033 |
| J2862001 | 63-00-013 |
| J2862002 | 63-00-013 |
| J2863002 | 63-00-030 |
| J2863003 | 63-00-003 |
| J2863004 | 63-00-008 |
| J2863005 | 63-00-028 |

| HERT BUSS | ASHIKA CODE |
|-----------|-------------|
| J2863005 | 63-00-006 |
| J2863005 | 63-00-007 |
| J2864000 | 63-00-015 |
| J2864000 | 63-00-018 |
| J2864001 | 63-00-003 |
| J2864002 | 63-00-018 |
| J2864003 | 63-00-019 |
| J2864003 | 63-00-034 |
| J2864004 | 63-00-003 |
| J2864005 | 63-00-017 |
| J2864006 | 63-00-006 |
| J2864006 | 63-00-035 |
| J2864007 | 63-00-019 |
| J2864009 | 63-00-009 |
| J2864012 | 63-00-026 |
| J2865000 | 63-00-027 |
| J2865000 | 63-00-003 |
| J2865001 | 63-00-036 |
| J2865001 | 63-00-002 |
| J2865002 | 63-00-027 |
| J2865002 | 63-00-037 |
| J2865003 | 63-00-002 |
| J2865007 | 63-00-010 |
| J2866000 | 63-00-006 |
| J2866000 | 63-00-007 |
| J2866001 | 63-00-020 |
| J2866002 | 63-00-007 |
| J2867004 | 63-00-030 |
| J2867008 | 63-00-007 |
| J2867011 | 63-00-008 |
| J2868000 | 63-00-021 |
| J2874000 | 63-00-002 |
| J2881002 | 63-00-038 |
| J2882000 | 63-00-039 |
| J2882000 | 63-00-015 |
| J2883000 | 63-00-001 |
| J2883001 | 63-00-003 |
| J2883004 | 63-00-008 |
| J2885002 | 63-00-027 |
| J2885003 | 63-00-040 |
| J2885007 | 63-00-006 |
| J2887007 | 63-00-024 |

| NIPPARTS | ASHIKA CODE |
|----------|-------------|
| J2825000 | 63-00-027 |
| J2825000 | 63-00-037 |
| J2861002 | 63-00-005 |
| J2861002 | 63-00-006 |
| J2861002 | 63-00-012 |
| J2861002 | 63-00-036 |

| NIPPARTS | ASHIKA CODE |
|----------|-------------|
| J2861004 | 63-00-011 |
| J2861004 | 63-00-016 |
| J2861021 | 63-00-005 |
| J2862000 | 63-00-015 |
| J2862000 | 63-00-039 |
| J2862001 | 63-00-013 |
| J2862001 | 63-00-033 |
| J2862001 | 63-00-036 |
| J2862001 | 63-00-039 |
| J2862003 | 63-00-006 |
| J2862003 | 63-00-039 |
| J2863003 | 63-00-003 |
| J2863004 | 63-00-008 |
| J2863004 | 63-00-034 |
| J2864002 | 63-00-018 |
| J2864006 | 63-00-035 |
| J2864009 | 63-00-009 |
| J2864012 | 63-00-026 |
| J2864020 | 63-00-005 |
| J2865000 | 63-00-002 |
| J2865000 | 63-00-003 |
| J2865000 | 63-00-037 |
| J2865001 | 63-00-002 |
| J2865003 | 63-00-036 |
| J2866001 | 63-00-020 |
| J2867004 | 63-00-030 |
| J2868000 | 63-00-006 |
| J2868000 | 63-00-007 |
| J2868000 | 63-00-021 |
| J2881002 | 63-00-005 |
| J2881002 | 63-00-012 |
| J2882000 | 63-00-015 |
| J2882000 | 63-00-039 |
| J2882000 | 63-00-040 |
| J2883000 | 63-00-001 |
| J2883004 | 63-00-008 |
| J2884001 | 63-00-036 |
| J2884015 | 63-00-008 |
| J2885000 | 63-00-038 |
| J2885002 | 63-00-037 |
| J2885008 | 63-00-006 |
| J2886000 | 63-00-006 |
| J2886000 | 63-00-021 |

| QUINTON HAZELL | ASHIKA CODE |
|----------------|-------------|
| 300981 | 63-00-027 |
| 300981 | 63-00-037 |
| 302073 | 63-00-027 |
| 302073 | 63-00-037 |

| QUINTON HAZELL | ASHIKA CODE |
|----------------|-------------|
| QJB1014 | 63-00-036 |
| QJB102 | 63-00-002 |
| QJB102 | 63-00-003 |
| QJB102 | 63-00-037 |
| QJB104 | 63-00-026 |
| QJB106 | 63-00-006 |
| QJB106 | 63-00-007 |
| QJB106 | 63-00-021 |
| QJB1131 | 63-00-006 |
| QJB127 | 63-00-002 |
| QJB127 | 63-00-003 |
| QJB127 | 63-00-037 |
| QJB151 | 63-00-002 |
| QJB152 | 63-00-005 |
| QJB152 | 63-00-006 |
| QJB152 | 63-00-012 |
| QJB152 | 63-00-036 |
| QJB180 | 63-00-002 |
| QJB180 | 63-00-003 |
| QJB180 | 63-00-027 |
| QJB180 | 63-00-037 |
| QJB181 | 63-00-006 |
| QJB181 | 63-00-008 |
| QJB181 | 63-00-034 |
| QJB181 | 63-00-039 |
| QJB221 | 63-00-037 |
| QJB223 | 63-00-038 |
| QJB226 | 63-00-001 |
| QJB240 | 63-00-005 |
| QJB240 | 63-00-006 |
| QJB240 | 63-00-012 |
| QJB240 | 63-00-036 |
| QJB241 | 63-00-006 |
| QJB241 | 63-00-007 |
| QJB241 | 63-00-021 |
| QJB247 | 63-00-011 |
| QJB247 | 63-00-016 |
| QJB262 | 63-00-008 |
| QJB265 | 63-00-006 |
| QJB266 | 63-00-006 |
| QJB266 | 63-00-039 |
| QJB267 | 63-00-006 |
| QJB267 | 63-00-007 |
| QJB267 | 63-00-021 |
| QJB268 | 63-00-005 |
| QJB268 | 63-00-006 |
| QJB268 | 63-00-012 |
| QJB268 | 63-00-036 |
| QJB270 | 63-00-005 |



| QUINTON HAZELL | ASHIKA CODE |
|----------------|-------------|
| QJB270 | 63-00-012 |
| QJB271 | 63-00-002 |
| QJB275 | 63-00-005 |
| QJB275 | 63-00-006 |
| QJB275 | 63-00-012 |
| QJB275 | 63-00-036 |
| QJB289 | 63-00-037 |
| QJB361 | 63-00-006 |
| QJB361 | 63-00-007 |
| QJB361 | 63-00-021 |
| QJB381 | 63-00-003 |
| QJB383 | 63-00-002 |
| QJB383 | 63-00-003 |
| QJB383 | 63-00-037 |
| QJB392 | 63-00-011 |
| QJB392 | 63-00-016 |
| QJB408 | 63-00-001 |
| QJB409 | 63-00-001 |
| QJB415 | 63-00-037 |
| QJB419 | 63-00-037 |
| QJB421 | 63-00-002 |
| QJB421 | 63-00-003 |
| QJB421 | 63-00-037 |
| QJB422 | 63-00-002 |
| QJB422 | 63-00-003 |
| QJB422 | 63-00-037 |
| QJB423 | 63-00-001 |
| QJB461 | 63-00-006 |
| QJB475 | 63-00-005 |
| QJB475 | 63-00-013 |
| QJB475 | 63-00-033 |
| QJB475 | 63-00-036 |
| QJB475 | 63-00-039 |
| QJB476 | 63-00-013 |
| QJB476 | 63-00-033 |
| QJB476 | 63-00-036 |
| QJB476 | 63-00-039 |
| QJB477 | 63-00-002 |
| QJB483 | 63-00-008 |
| QJB483 | 63-00-034 |
| QJB494 | 63-00-005 |
| QJB494 | 63-00-006 |
| QJB494 | 63-00-012 |
| QJB494 | 63-00-036 |
| QJB495 | 63-00-009 |
| QJB496 | 63-00-009 |
| QJB499 | 63-00-013 |
| QJB499 | 63-00-033 |
| QJB499 | 63-00-036 |

| QUINTON HAZELL | ASHIKA CODE |
|----------------|-------------|
| QJB499 | 63-00-039 |
| QJB502 | 63-00-006 |
| QJB515 | 63-00-018 |
| QJB516 | 63-00-008 |
| QJB520 | 63-00-036 |
| QJB529 | 63-00-008 |
| QJB529 | 63-00-034 |
| QJB531 | 63-00-008 |
| QJB531 | 63-00-034 |
| QJB532 | 63-00-008 |
| QJB532 | 63-00-034 |
| QJB557 | 63-00-015 |
| QJB557 | 63-00-039 |
| QJB564 | 63-00-008 |
| QJB564 | 63-00-034 |
| QJB565 | 63-00-005 |
| QJB565 | 63-00-006 |
| QJB565 | 63-00-012 |
| QJB565 | 63-00-036 |
| QJB613 | 63-00-006 |
| QJB614 | 63-00-006 |
| QJB614 | 63-00-008 |
| QJB614 | 63-00-034 |
| QJB614 | 63-00-039 |
| QJB632 | 63-00-005 |
| QJB632 | 63-00-006 |
| QJB632 | 63-00-012 |
| QJB632 | 63-00-036 |
| QJB638 | 63-00-035 |
| QJB769 | 63-00-003 |
| QJB785 | 63-00-008 |
| QJB785 | 63-00-034 |
| QJB793 | 63-00-002 |
| QJB793 | 63-00-003 |
| QJB793 | 63-00-037 |
| QJB813 | 63-00-036 |
| QJB851 | 63-00-005 |
| QJB851 | 63-00-006 |
| QJB851 | 63-00-012 |
| QJB851 | 63-00-036 |
| QJB860 | 63-00-005 |
| QJB926 | 63-00-013 |
| QJB926 | 63-00-033 |
| QJB926 | 63-00-036 |
| QJB926 | 63-00-039 |
| QJB927 | 63-00-015 |
| QJB927 | 63-00-039 |
| QJB974 | 63-00-005 |
| QJB974 | 63-00-006 |

| QUINTON HAZELL | ASHIKA CODE |
|----------------|-------------|
| QJB974 | 63-00-012 |
| QJB974 | 63-00-036 |
| QJB975 | 63-00-008 |
| QVJ108 | 63-00-027 |
| QVJ108 | 63-00-037 |
| QVJ1188 | 63-00-027 |
| QVJ1188 | 63-00-037 |

| TRISCAN | ASHIKA CODE |
|------------|-------------|
| 8540 10802 | 63-00-002 |
| 8540 10802 | 63-00-003 |
| 8540 10802 | 63-00-037 |
| 8540 10812 | 63-00-008 |
| 8540 10812 | 63-00-034 |
| 8540 10818 | 63-00-037 |
| 8540 13802 | 63-00-015 |
| 8540 13802 | 63-00-039 |
| 8540 13905 | 63-00-013 |
| 8540 13905 | 63-00-033 |
| 8540 13905 | 63-00-036 |
| 8540 13905 | 63-00-039 |
| 8540 13906 | 63-00-013 |
| 8540 13906 | 63-00-015 |
| 8540 13906 | 63-00-033 |
| 8540 13906 | 63-00-036 |
| 8540 13906 | 63-00-039 |
| 8540 14803 | 63-00-005 |
| 8540 14803 | 63-00-006 |
| 8540 14803 | 63-00-012 |
| 8540 14803 | 63-00-036 |
| 8540 14807 | 63-00-011 |
| 8540 14807 | 63-00-016 |
| 8540 14808 | 63-00-002 |
| 8540 14808 | 63-00-003 |
| 8540 14808 | 63-00-037 |
| 8540 14810 | 63-00-006 |
| 8540 14810 | 63-00-007 |
| 8540 14810 | 63-00-021 |
| 8540 14812 | 63-00-005 |
| 8540 14812 | 63-00-006 |
| 8540 14812 | 63-00-012 |
| 8540 14812 | 63-00-036 |
| 8540 14813 | 63-00-011 |
| 8540 14813 | 63-00-016 |
| 8540 14901 | 63-00-005 |
| 8540 14901 | 63-00-012 |
| 8540 14908 | 63-00-005 |

| TRISCAN | ASHIKA CODE |
|------------|-------------|
| 8540 14908 | 63-00-012 |
| 8540 14911 | 63-00-002 |
| 8540 14913 | 63-00-001 |
| 8540 40806 | 63-00-009 |
| 8540 40810 | 63-00-009 |
| 8540 40811 | 63-00-035 |
| 8540 40905 | 63-00-013 |
| 8540 40905 | 63-00-033 |
| 8540 40905 | 63-00-036 |
| 8540 40905 | 63-00-039 |
| 8540 42102 | 63-00-027 |
| 8540 42102 | 63-00-037 |
| 8540 42804 | 63-00-002 |
| 8540 42806 | 63-00-005 |
| 8540 42806 | 63-00-006 |
| 8540 42806 | 63-00-012 |
| 8540 42806 | 63-00-036 |
| 8540 42903 | 63-00-038 |
| 8540 42906 | 63-00-006 |
| 8540 42906 | 63-00-008 |
| 8540 42906 | 63-00-034 |
| 8540 42906 | 63-00-039 |
| 8540 50802 | 63-00-005 |
| 8540 50802 | 63-00-006 |
| 8540 50802 | 63-00-012 |
| 8540 50802 | 63-00-036 |
| 8540 50803 | 63-00-003 |
| 8540 50804 | 63-00-002 |
| 8540 50901 | 63-00-001 |
| 8540 50902 | 63-00-006 |
| 8540 50906 | 63-00-006 |
| 8540 50907 | 63-00-006 |
| 8540 50907 | 63-00-039 |
| 8540 68807 | 63-00-005 |
| 8540 68807 | 63-00-006 |
| 8540 68807 | 63-00-012 |
| 8540 68807 | 63-00-036 |
| 8540 68808 | 63-00-002 |
| 8540 68808 | 63-00-003 |
| 8540 68808 | 63-00-037 |
| 8540 68809 | 63-00-006 |
| 8540 68809 | 63-00-007 |
| 8540 68809 | 63-00-021 |
| 8540 68903 | 63-00-037 |
| 8540 69801 | 63-00-002 |
| 8540 69801 | 63-00-003 |
| 8540 69801 | 63-00-037 |



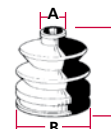
| <p>63-00-001</p> <p>HYUNDAI-MAZDA-ISUZU</p> <table border="1"> <thead> <tr> <th>A</th> <th>B</th> <th>C</th> </tr> </thead> <tbody> <tr> <td>23</td> <td>74</td> <td>89</td> </tr> </tbody> </table> | A | B | C | 23 | 74 | 89 | <p>63-00-002</p> <p>HONDA-NISSAN-MAZDA-MITSUBISHI-ISUZU</p> <table border="1"> <thead> <tr> <th>A</th> <th>B</th> <th>C</th> </tr> </thead> <tbody> <tr> <td>26</td> <td>78</td> <td>91</td> </tr> </tbody> </table> | A | B | C | 26 | 78 | 91 | <p>63-00-003</p> <p>HONDA-NISSAN-TOYOTA-MAZDA-MITSUBISHI</p> <table border="1"> <thead> <tr> <th>A</th> <th>B</th> <th>C</th> </tr> </thead> <tbody> <tr> <td>23</td> <td>73</td> <td>86</td> </tr> </tbody> </table> | A | B | C | 23 | 73 | 86 |
|--|----|-------|---|----|----|-------|---|---|---|---|----|----|----|--|---|---|---|----|----|----|
| A | B | C | | | | | | | | | | | | | | | | | | |
| 23 | 74 | 89 | | | | | | | | | | | | | | | | | | |
| A | B | C | | | | | | | | | | | | | | | | | | |
| 26 | 78 | 91 | | | | | | | | | | | | | | | | | | |
| A | B | C | | | | | | | | | | | | | | | | | | |
| 23 | 73 | 86 | | | | | | | | | | | | | | | | | | |
| <p>63-00-004</p> <p>NISSAN</p> <table border="1"> <thead> <tr> <th>A</th> <th>B</th> <th>C</th> </tr> </thead> <tbody> <tr> <td>22</td> <td>79</td> <td>106,5</td> </tr> </tbody> </table> | A | B | C | 22 | 79 | 106,5 | <p>63-00-005</p> <p>HONDA-NISSAN-TOYOTA-MAZDA-MITSUBISHI</p> <table border="1"> <thead> <tr> <th>A</th> <th>B</th> <th>C</th> </tr> </thead> <tbody> <tr> <td>22</td> <td>85</td> <td>95</td> </tr> </tbody> </table> | A | B | C | 22 | 85 | 95 | <p>63-00-006</p> <p>MAZDA-NISSAN-TOYOTA-MITSUBISHI-SUBARU</p> <table border="1"> <thead> <tr> <th>A</th> <th>B</th> <th>C</th> </tr> </thead> <tbody> <tr> <td>27</td> <td>84</td> <td>95</td> </tr> </tbody> </table> | A | B | C | 27 | 84 | 95 |
| A | B | C | | | | | | | | | | | | | | | | | | |
| 22 | 79 | 106,5 | | | | | | | | | | | | | | | | | | |
| A | B | C | | | | | | | | | | | | | | | | | | |
| 22 | 85 | 95 | | | | | | | | | | | | | | | | | | |
| A | B | C | | | | | | | | | | | | | | | | | | |
| 27 | 84 | 95 | | | | | | | | | | | | | | | | | | |
| <p>63-00-007</p> <p>DAEWOO-KIA-NISSAN-SUBARU-DAIHATSU</p> <table border="1"> <thead> <tr> <th>A</th> <th>B</th> <th>C</th> </tr> </thead> <tbody> <tr> <td>20</td> <td>68</td> <td>84</td> </tr> </tbody> </table> | A | B | C | 20 | 68 | 84 | <p>63-00-008</p> <p>HONDA-MITSUBISHI-KIA-HYUNDAI</p> <table border="1"> <thead> <tr> <th>A</th> <th>B</th> <th>C</th> </tr> </thead> <tbody> <tr> <td>25</td> <td>84</td> <td>99</td> </tr> </tbody> </table> | A | B | C | 25 | 84 | 99 | <p>63-00-009</p> <p>HONDA-NISSAN-SSANGYONG</p> <table border="1"> <thead> <tr> <th>A</th> <th>B</th> <th>C</th> </tr> </thead> <tbody> <tr> <td>23</td> <td>96</td> <td>94</td> </tr> </tbody> </table> | A | B | C | 23 | 96 | 94 |
| A | B | C | | | | | | | | | | | | | | | | | | |
| 20 | 68 | 84 | | | | | | | | | | | | | | | | | | |
| A | B | C | | | | | | | | | | | | | | | | | | |
| 25 | 84 | 99 | | | | | | | | | | | | | | | | | | |
| A | B | C | | | | | | | | | | | | | | | | | | |
| 23 | 96 | 94 | | | | | | | | | | | | | | | | | | |
| <p>63-00-010</p> <p>MAZDA-MITSUBISHI-ISUZU-NISSAN</p> <table border="1"> <thead> <tr> <th>A</th> <th>B</th> <th>C</th> </tr> </thead> <tbody> <tr> <td>28</td> <td>90</td> <td>108</td> </tr> </tbody> </table> | A | B | C | 28 | 90 | 108 | <p>63-00-011</p> <p>HONDA-NISSAN-KIA</p> <table border="1"> <thead> <tr> <th>A</th> <th>B</th> <th>C</th> </tr> </thead> <tbody> <tr> <td>20</td> <td>82</td> <td>86</td> </tr> </tbody> </table> | A | B | C | 20 | 82 | 86 | <p>63-00-012</p> <p>NISSAN-TOYOTA</p> <table border="1"> <thead> <tr> <th>A</th> <th>B</th> <th>C</th> </tr> </thead> <tbody> <tr> <td>22</td> <td>89</td> <td>93</td> </tr> </tbody> </table> | A | B | C | 22 | 89 | 93 |
| A | B | C | | | | | | | | | | | | | | | | | | |
| 28 | 90 | 108 | | | | | | | | | | | | | | | | | | |
| A | B | C | | | | | | | | | | | | | | | | | | |
| 20 | 82 | 86 | | | | | | | | | | | | | | | | | | |
| A | B | C | | | | | | | | | | | | | | | | | | |
| 22 | 89 | 93 | | | | | | | | | | | | | | | | | | |

A = Inner Diameter
 B = Inner Diameter
 C = Total Height

A = Diamètre Intérieur
 B = Diamètre Intérieur
 C = Taille Totale

A = Diámetro Interno
 B = Diámetro Interno
 C = Altura Total

A = Diametro Interno
 B = Diametro Interno
 C = Altezza Totale



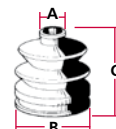
| | | | | | | | | | | | |
|--|------------------|----------|----------|--------------------|------------------|----------|----------|-----------------------------|------------------|----------|----------|
| TOYOTA | 63-00-013 | | | TOYOTA-OPEL | 63-00-014 | | | HONDA-TOYOTA | 63-00-015 | | |
| | A | B | C | | A | B | C | | A | B | C |
| | 25 | 80 | 87 | | 22 | 77 | 107 | | 28 | 83 | 98 |
| HYUNDAI-NISSAN-MAZDA-MITSUBISHI | 63-00-016 | | | HONDA | 63-00-017 | | | HONDA | 63-00-018 | | |
| | A | B | C | | A | B | C | | A | B | C |
| | 19 | 78 | 90 | | 25 | 76 | 99 | | 20 | 75 | 96 |
| HONDA-NISSAN-KIA | 63-00-019 | | | DAIHATSU | 63-00-020 | | | SUBARU-SUZUKI-NISSAN | 63-00-021 | | |
| | A | B | C | | A | B | C | | A | B | C |
| | 22 | 84 | 101,5 | | 22 | 66 | 84 | | 21 | 67 | 88 |
| MAZDA-SUZUKI-SUBARU-DAIHATSU | 63-00-022 | | | SUBARU | 63-00-023 | | | SUBARU | 63-00-024 | | |
| | A | B | C | | A | B | C | | A | B | C |
| | 21 | 64 | 84 | | 22 | 71 | 99 | | 25 | 77 | 111 |

A = Inner Diameter
B = Inner Diameter
C = Total Height

A = Diamètre Intérieur
B = Diamètre Intérieur
C = Taille Totale

A = Diámetro Interno
B = Diámetro Interno
C = Altura Total

A = Diametro Interno
B = Diametro Interno
C = Altezza Totale





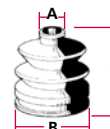
| <p>63-00-025</p> <p>NISSAN</p>  <table border="1"> <thead> <tr> <th>A</th> <th>B</th> <th>C</th> </tr> </thead> <tbody> <tr> <td>22</td> <td>81</td> <td>100</td> </tr> </tbody> </table> | A | B | C | 22 | 81 | 100 | <p>63-00-026</p> <p>HONDA</p>  <table border="1"> <thead> <tr> <th>A</th> <th>B</th> <th>C</th> </tr> </thead> <tbody> <tr> <td>20</td> <td>76</td> <td>88</td> </tr> </tbody> </table> | A | B | C | 20 | 76 | 88 | <p>63-00-027</p> <p>MAZDA-MITSUBISHI-SUZUKI-ISUZU</p>  <table border="1"> <thead> <tr> <th>A</th> <th>B</th> <th>C</th> </tr> </thead> <tbody> <tr> <td>23</td> <td>75</td> <td>92</td> </tr> </tbody> </table> | A | B | C | 23 | 75 | 92 |
|---|----|-----|---|----|----|-----|---|---|---|---|------|----|-----|--|---|---|---|----|----|-----|
| A | B | C | | | | | | | | | | | | | | | | | | |
| 22 | 81 | 100 | | | | | | | | | | | | | | | | | | |
| A | B | C | | | | | | | | | | | | | | | | | | |
| 20 | 76 | 88 | | | | | | | | | | | | | | | | | | |
| A | B | C | | | | | | | | | | | | | | | | | | |
| 23 | 75 | 92 | | | | | | | | | | | | | | | | | | |
| <p>63-00-028</p> <p>TOYOTA</p>  <table border="1"> <thead> <tr> <th>A</th> <th>B</th> <th>C</th> </tr> </thead> <tbody> <tr> <td>27</td> <td>87</td> <td>94</td> </tr> </tbody> </table> | A | B | C | 27 | 87 | 94 | <p>63-00-029</p> <p>TOYOTA</p>  <table border="1"> <thead> <tr> <th>A</th> <th>B</th> <th>C</th> </tr> </thead> <tbody> <tr> <td>28</td> <td>95</td> <td>90</td> </tr> </tbody> </table> | A | B | C | 28 | 95 | 90 | <p>63-00-030</p> <p>SUBARU-KIA</p>  <table border="1"> <thead> <tr> <th>A</th> <th>B</th> <th>C</th> </tr> </thead> <tbody> <tr> <td>27</td> <td>90</td> <td>107</td> </tr> </tbody> </table> | A | B | C | 27 | 90 | 107 |
| A | B | C | | | | | | | | | | | | | | | | | | |
| 27 | 87 | 94 | | | | | | | | | | | | | | | | | | |
| A | B | C | | | | | | | | | | | | | | | | | | |
| 28 | 95 | 90 | | | | | | | | | | | | | | | | | | |
| A | B | C | | | | | | | | | | | | | | | | | | |
| 27 | 90 | 107 | | | | | | | | | | | | | | | | | | |
| <p>63-00-031</p> <p>DAEWOO/CHEVROLET</p>  <table border="1"> <thead> <tr> <th>A</th> <th>B</th> <th>C</th> </tr> </thead> <tbody> <tr> <td>21</td> <td>85</td> <td>82</td> </tr> </tbody> </table> | A | B | C | 21 | 85 | 82 | <p>63-00-032</p> <p>NISSAN</p>  <table border="1"> <thead> <tr> <th>A</th> <th>B</th> <th>C</th> </tr> </thead> <tbody> <tr> <td>37,5</td> <td>79</td> <td>124</td> </tr> </tbody> </table> | A | B | C | 37,5 | 79 | 124 | <p>63-00-033</p> <p>TOYOTA</p>  <table border="1"> <thead> <tr> <th>A</th> <th>B</th> <th>C</th> </tr> </thead> <tbody> <tr> <td>25</td> <td>80</td> <td>87</td> </tr> </tbody> </table> | A | B | C | 25 | 80 | 87 |
| A | B | C | | | | | | | | | | | | | | | | | | |
| 21 | 85 | 82 | | | | | | | | | | | | | | | | | | |
| A | B | C | | | | | | | | | | | | | | | | | | |
| 37,5 | 79 | 124 | | | | | | | | | | | | | | | | | | |
| A | B | C | | | | | | | | | | | | | | | | | | |
| 25 | 80 | 87 | | | | | | | | | | | | | | | | | | |
| <p>63-00-034</p> <p>HONDA</p>  <table border="1"> <thead> <tr> <th>A</th> <th>B</th> <th>C</th> </tr> </thead> <tbody> <tr> <td>22</td> <td>81</td> <td>97</td> </tr> </tbody> </table> | A | B | C | 22 | 81 | 97 | <p>63-00-035</p> <p>HONDA</p>  <table border="1"> <thead> <tr> <th>A</th> <th>B</th> <th>C</th> </tr> </thead> <tbody> <tr> <td>27</td> <td>84</td> <td>95</td> </tr> </tbody> </table> | A | B | C | 27 | 84 | 95 | <p>63-00-036</p> <p>HONDA-MITSUBISHI-MAZDA-SUBARU</p>  <table border="1"> <thead> <tr> <th>A</th> <th>B</th> <th>C</th> </tr> </thead> <tbody> <tr> <td>25</td> <td>83</td> <td>89</td> </tr> </tbody> </table> | A | B | C | 25 | 83 | 89 |
| A | B | C | | | | | | | | | | | | | | | | | | |
| 22 | 81 | 97 | | | | | | | | | | | | | | | | | | |
| A | B | C | | | | | | | | | | | | | | | | | | |
| 27 | 84 | 95 | | | | | | | | | | | | | | | | | | |
| A | B | C | | | | | | | | | | | | | | | | | | |
| 25 | 83 | 89 | | | | | | | | | | | | | | | | | | |

A = Inner Diameter
B = Inner Diameter
C = Total Height

A = Diamètre Intérieur
B = Diamètre Intérieur
C = Taille Totale

A = Diámetro Interno
B = Diámetro Interno
C = Altura Total

A = Diametro Interno
B = Diametro Interno
C = Altezza Totale



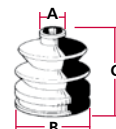
| <p>63-00-037</p> <p>HYUNDAI-NISSAN-MAZDA-MITSUBISHI</p> <table border="1"> <thead> <tr> <th>A</th> <th>B</th> <th>C</th> </tr> </thead> <tbody> <tr> <td>23</td> <td>75</td> <td>92</td> </tr> </tbody> </table> | A | B | C | 23 | 75 | 92 | <p>63-00-038</p> <p>MAZDA-NISSAN-MITSUBISHI</p> <table border="1"> <thead> <tr> <th>A</th> <th>B</th> <th>C</th> </tr> </thead> <tbody> <tr> <td>23</td> <td>84</td> <td>94</td> </tr> </tbody> </table> | A | B | C | 23 | 84 | 94 | <p>63-00-039</p> <p>TOYOTA</p> <table border="1"> <thead> <tr> <th>A</th> <th>B</th> <th>C</th> </tr> </thead> <tbody> <tr> <td>27</td> <td>84</td> <td>106</td> </tr> </tbody> </table> | A | B | C | 27 | 84 | 106 |
|--|------|-----|---|------|------|-----|---|---|---|---|----|----|-----|---|---|---|---|----|------|-----|
| A | B | C | | | | | | | | | | | | | | | | | | |
| 23 | 75 | 92 | | | | | | | | | | | | | | | | | | |
| A | B | C | | | | | | | | | | | | | | | | | | |
| 23 | 84 | 94 | | | | | | | | | | | | | | | | | | |
| A | B | C | | | | | | | | | | | | | | | | | | |
| 27 | 84 | 106 | | | | | | | | | | | | | | | | | | |
| <p>63-00-040</p> <p>HONDA</p> <table border="1"> <thead> <tr> <th>A</th> <th>B</th> <th>C</th> </tr> </thead> <tbody> <tr> <td>27</td> <td>84</td> <td>95</td> </tr> </tbody> </table> | A | B | C | 27 | 84 | 95 | <p>63-00-041</p> <p>HONDA</p> <table border="1"> <thead> <tr> <th>A</th> <th>B</th> <th>C</th> </tr> </thead> <tbody> <tr> <td>22</td> <td>90</td> <td>98</td> </tr> </tbody> </table> | A | B | C | 22 | 90 | 98 | <p>63-00-042</p> <p>HONDA</p> <table border="1"> <thead> <tr> <th>A</th> <th>B</th> <th>C</th> </tr> </thead> <tbody> <tr> <td>25</td> <td>91</td> <td>92</td> </tr> </tbody> </table> | A | B | C | 25 | 91 | 92 |
| A | B | C | | | | | | | | | | | | | | | | | | |
| 27 | 84 | 95 | | | | | | | | | | | | | | | | | | |
| A | B | C | | | | | | | | | | | | | | | | | | |
| 22 | 90 | 98 | | | | | | | | | | | | | | | | | | |
| A | B | C | | | | | | | | | | | | | | | | | | |
| 25 | 91 | 92 | | | | | | | | | | | | | | | | | | |
| <p>63-00-043</p> <p>DAIHATSU-SUBARU-KIA-HONDA</p> <table border="1"> <thead> <tr> <th>A</th> <th>B</th> <th>C</th> </tr> </thead> <tbody> <tr> <td>20</td> <td>67</td> <td>87</td> </tr> </tbody> </table> | A | B | C | 20 | 67 | 87 | <p>63-00-044</p> <p>SUBARU-SUZUKI-DAIHATSU</p> <table border="1"> <thead> <tr> <th>A</th> <th>B</th> <th>C</th> </tr> </thead> <tbody> <tr> <td>21</td> <td>64</td> <td>84</td> </tr> </tbody> </table> | A | B | C | 21 | 64 | 84 | <p>63-00-045</p> <p>HONDA-MITSUBISHI</p> <table border="1"> <thead> <tr> <th>A</th> <th>B</th> <th>C</th> </tr> </thead> <tbody> <tr> <td>25</td> <td>84</td> <td>99</td> </tr> </tbody> </table> | A | B | C | 25 | 84 | 99 |
| A | B | C | | | | | | | | | | | | | | | | | | |
| 20 | 67 | 87 | | | | | | | | | | | | | | | | | | |
| A | B | C | | | | | | | | | | | | | | | | | | |
| 21 | 64 | 84 | | | | | | | | | | | | | | | | | | |
| A | B | C | | | | | | | | | | | | | | | | | | |
| 25 | 84 | 99 | | | | | | | | | | | | | | | | | | |
| <p>63-00-046</p> <p>ISUZU-NISSAN-DAIHATSU-HONDA-MAZDA</p> <table border="1"> <thead> <tr> <th>A</th> <th>B</th> <th>C</th> </tr> </thead> <tbody> <tr> <td>29,5</td> <td>89,5</td> <td>100</td> </tr> </tbody> </table> | A | B | C | 29,5 | 89,5 | 100 | <p>63-00-047</p> <p>HONDA</p> <table border="1"> <thead> <tr> <th>A</th> <th>B</th> <th>C</th> </tr> </thead> <tbody> <tr> <td>21</td> <td>80</td> <td>114</td> </tr> </tbody> </table> | A | B | C | 21 | 80 | 114 | <p>63-00-048</p> <p>HONDA-MITSUBISHI</p> <table border="1"> <thead> <tr> <th>A</th> <th>B</th> <th>C</th> </tr> </thead> <tbody> <tr> <td>24</td> <td>82,5</td> <td>125</td> </tr> </tbody> </table> | A | B | C | 24 | 82,5 | 125 |
| A | B | C | | | | | | | | | | | | | | | | | | |
| 29,5 | 89,5 | 100 | | | | | | | | | | | | | | | | | | |
| A | B | C | | | | | | | | | | | | | | | | | | |
| 21 | 80 | 114 | | | | | | | | | | | | | | | | | | |
| A | B | C | | | | | | | | | | | | | | | | | | |
| 24 | 82,5 | 125 | | | | | | | | | | | | | | | | | | |

A = Inner Diameter
 B = Inner Diameter
 C = Total Height

A = Diamètre Intérieur
 B = Diamètre Intérieur
 C = Taille Totale

A = Diámetro Interno
 B = Diámetro Interno
 C = Altura Total

A = Diametro Interno
 B = Diametro Interno
 C = Altezza Totale





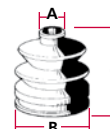
| | | | | | | | | | | | |
|--------|------------------|----------|----------|--------|------------------|----------|----------|---------------|------------------|----------|----------|
| HONDA | 63-00-049 | | | HONDA | 63-00-050 | | | KIA-TOYOTA | 63-00-051 | | |
| | A | B | C | | A | B | C | | A | B | C |
| | 18 | 62 | 78 | | 34 | 91,5 | 101 | | 20 | 68 | 84 |
| MAZDA | 63-00-052 | | | MAZDA | 63-00-053 | | | MAZDA-SUBARU | 63-00-054 | | |
| | A | B | C | | A | B | C | | A | B | C |
| | 22 | 71 | 93 | | 23 | 79 | 96 | | 23 | 75 | 115 |
| MAZDA | 63-00-055 | | | TOYOTA | 63-00-056 | | | TOYOTA-NISSAN | 63-00-057 | | |
| | A | B | C | | A | B | C | | A | B | C |
| | 25 | 82 | 114 | | 22,5 | 76 | 118,5 | | 22 | 74,5 | 113,5 |
| TOYOTA | 63-00-058 | | | TOYOTA | 63-00-059 | | | TOYOTA | 63-00-060 | | |
| | A | B | C | | A | B | C | | A | B | C |
| | 24 | 83 | 89 | | 25 | 85 | 90 | | 93 | 112 | |

A = Inner Diameter
B = Inner Diameter
C = Total Height

A = Diamètre Intérieur
B = Diamètre Intérieur
C = Taille Totale

A = Diámetro Interno
B = Diámetro Interno
C = Altura Total

A = Diametro Interno
B = Diametro Interno
C = Altezza Totale



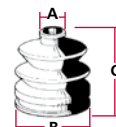
| <p>63-00-061</p> <p>DAIHATSU</p>  <table border="1"> <thead> <tr> <th>A</th> <th>B</th> <th>C</th> </tr> </thead> <tbody> <tr> <td>22,5</td> <td>73</td> <td>85</td> </tr> </tbody> </table> | A | B | C | 22,5 | 73 | 85 | <p>63-00-062</p> <p>TOYOTA-ISUZU</p>  <table border="1"> <thead> <tr> <th>A</th> <th>B</th> <th>C</th> </tr> </thead> <tbody> <tr> <td>27</td> <td>87</td> <td>127,5</td> </tr> </tbody> </table> | A | B | C | 27 | 87 | 127,5 | <p>63-00-063</p> <p>TOYOTA</p>  <table border="1"> <thead> <tr> <th>A</th> <th>B</th> <th>C</th> </tr> </thead> <tbody> <tr> <td>28</td> <td>80,5</td> <td>89,5</td> </tr> </tbody> </table> | A | B | C | 28 | 80,5 | 89,5 |
|--|------|-------|---|------|------|------|--|---|---|---|----|------|-------|---|---|---|---|----|------|------|
| A | B | C | | | | | | | | | | | | | | | | | | |
| 22,5 | 73 | 85 | | | | | | | | | | | | | | | | | | |
| A | B | C | | | | | | | | | | | | | | | | | | |
| 27 | 87 | 127,5 | | | | | | | | | | | | | | | | | | |
| A | B | C | | | | | | | | | | | | | | | | | | |
| 28 | 80,5 | 89,5 | | | | | | | | | | | | | | | | | | |
| <p>63-00-064</p> <p>TOYOTA</p>  <table border="1"> <thead> <tr> <th>A</th> <th>B</th> <th>C</th> </tr> </thead> <tbody> <tr> <td>25,5</td> <td>83</td> <td>105</td> </tr> </tbody> </table> | A | B | C | 25,5 | 83 | 105 | <p>63-00-065</p> <p>TOYOTA</p>  <table border="1"> <thead> <tr> <th>A</th> <th>B</th> <th>C</th> </tr> </thead> <tbody> <tr> <td>32</td> <td>90,5</td> <td>126</td> </tr> </tbody> </table> | A | B | C | 32 | 90,5 | 126 | <p>63-00-066</p> <p>TOYOTA</p>  <p>SUBST. BY 63-01-131</p> <table border="1"> <thead> <tr> <th>A</th> <th>B</th> <th>C</th> </tr> </thead> <tbody> <tr> <td>27</td> <td>82</td> <td>88</td> </tr> </tbody> </table> | A | B | C | 27 | 82 | 88 |
| A | B | C | | | | | | | | | | | | | | | | | | |
| 25,5 | 83 | 105 | | | | | | | | | | | | | | | | | | |
| A | B | C | | | | | | | | | | | | | | | | | | |
| 32 | 90,5 | 126 | | | | | | | | | | | | | | | | | | |
| A | B | C | | | | | | | | | | | | | | | | | | |
| 27 | 82 | 88 | | | | | | | | | | | | | | | | | | |
| <p>63-00-067</p> <p>TOYOTA</p>  <table border="1"> <thead> <tr> <th>A</th> <th>B</th> <th>C</th> </tr> </thead> <tbody> <tr> <td>20</td> <td>71</td> <td>95,5</td> </tr> </tbody> </table> | A | B | C | 20 | 71 | 95,5 | <p>63-00-068</p> <p>TOYOTA-SUZUKI</p>  <table border="1"> <thead> <tr> <th>A</th> <th>B</th> <th>C</th> </tr> </thead> <tbody> <tr> <td>22</td> <td>71</td> <td>105</td> </tr> </tbody> </table> | A | B | C | 22 | 71 | 105 | <p>63-00-069</p> <p>DAIHATSU</p>  <table border="1"> <thead> <tr> <th>A</th> <th>B</th> <th>C</th> </tr> </thead> <tbody> <tr> <td>24</td> <td>77</td> <td>81</td> </tr> </tbody> </table> | A | B | C | 24 | 77 | 81 |
| A | B | C | | | | | | | | | | | | | | | | | | |
| 20 | 71 | 95,5 | | | | | | | | | | | | | | | | | | |
| A | B | C | | | | | | | | | | | | | | | | | | |
| 22 | 71 | 105 | | | | | | | | | | | | | | | | | | |
| A | B | C | | | | | | | | | | | | | | | | | | |
| 24 | 77 | 81 | | | | | | | | | | | | | | | | | | |
| <p>63-00-070</p> <p>DAIHATSU</p>  <table border="1"> <thead> <tr> <th>A</th> <th>B</th> <th>C</th> </tr> </thead> <tbody> <tr> <td>20</td> <td>67,5</td> <td>81</td> </tr> </tbody> </table> | A | B | C | 20 | 67,5 | 81 | <p>63-00-071</p> <p>DAIHATSU</p>  <table border="1"> <thead> <tr> <th>A</th> <th>B</th> <th>C</th> </tr> </thead> <tbody> <tr> <td>19</td> <td>67,5</td> <td>90,5</td> </tr> </tbody> </table> | A | B | C | 19 | 67,5 | 90,5 | <p>63-00-072</p> <p>HONDA-MITSUBISHI-NISSAN-SUBARU</p>  <p>NEW</p> <table border="1"> <thead> <tr> <th>A</th> <th>B</th> <th>C</th> </tr> </thead> <tbody> <tr> <td>24</td> <td>76</td> <td>90</td> </tr> </tbody> </table> | A | B | C | 24 | 76 | 90 |
| A | B | C | | | | | | | | | | | | | | | | | | |
| 20 | 67,5 | 81 | | | | | | | | | | | | | | | | | | |
| A | B | C | | | | | | | | | | | | | | | | | | |
| 19 | 67,5 | 90,5 | | | | | | | | | | | | | | | | | | |
| A | B | C | | | | | | | | | | | | | | | | | | |
| 24 | 76 | 90 | | | | | | | | | | | | | | | | | | |

A = Inner Diameter
 B = Inner Diameter
 C = Total Height

A = Diamètre Intérieur
 B = Diamètre Intérieur
 C = Taille Totale

A = Diámetro Interno
 B = Diámetro Interno
 C = Altura Total

A = Diametro Interno
 B = Diametro Interno
 C = Altezza Totale



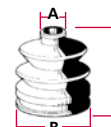
| | | | | | |
|---|-------|-----------------------------|---------------|-----------------------------|---------------|
| 63-00-073 SUBST. BY 63-00-072 | | 63-00-074 NEW | | 63-00-075 NEW | |
| ISUZU | ISUZU | NISSAN-SUBARU | NISSAN-SUBARU | NISSAN-SUBARU | NISSAN-SUBARU |
| A | B | C | A | B | C |
| 24 | 76 | 90 | 22 | 70 | 88 |
| 20 | 68 | 84 | 20 | 68 | 84 |

| | | | | | |
|-----------------------------|------------------|---|----------|-----------------------------|-------|
| 63-00-076 NEW | | 63-00-077 SUBST. BY 63-01-116 | | 63-00-078 NEW | |
| DAEWOO-CHEVROLET | DAEWOO-CHEVROLET | DAIHATSU | DAIHATSU | HONDA | HONDA |
| A | B | C | A | B | C |
| 19 | 70,5 | 79,5 | 19 | 70 | 75 |
| 22 | 88 | 103 | 22 | 88 | 103 |

| | | | | | |
|-----------------------------|-------------|-----------------------------|--------------|-----------------------------------|-----------------------------------|
| 63-00-079 NEW | | 63-00-080 NEW | | 63-00-081 NEW | |
| MAZDA-ISUZU | MAZDA-ISUZU | MAZDA-NISSAN | MAZDA-NISSAN | MITSUBISHI-TOYOTA-KIA-MAZDA-HONDA | MITSUBISHI-TOYOTA-KIA-MAZDA-HONDA |
| A | B | C | A | B | C |
| 22 | 70 | 88 | 21 | 69,5 | 85 |
| 27 | 83 | 85 | 27 | 83 | 85 |

| | | | | | |
|-----------------------------|------------|-----------------------------|--------|-----------------------------|--------|
| 63-00-082 NEW | | 63-00-083 NEW | | 63-00-084 NEW | |
| MITSUBISHI | MITSUBISHI | TOYOTA | TOYOTA | TOYOTA | TOYOTA |
| A | B | C | A | B | C |
| 25 | 84 | 99 | 28 | 94 | 111 |
| 27 | 86 | 95 | 27 | 86 | 95 |

A = Inner Diameter **A** = Diamètre Intérieur **A** = Diámetro Interno **A** = Diametro Interno
B = Inner Diameter **B** = Diamètre Intérieur **B** = Diámetro Interno **B** = Diametro Interno
C = Total Height **C** = Taille Totale **C** = Altura Total **C** = Altezza Totale





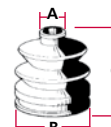
| | | | |
|---------------------|---|---|---|
| MITSUBISHI | 63-00-085 NEW | | |
| |  |  |  |
| | A | B | C |
| | 27 | 87 | 123 |
| HONDA | 63-00-086 NEW | | |
| |  |  |  |
| | A | B | C |
| | 21 | 82 | 83 |
| NISSAN-TOYOTA | 63-00-087 NEW | | |
| |  |  |  |
| | A | B | C |
| | 22 | 85 | 104 |
| NISSAN-SSANGYONG | 63-00-088 NEW | | |
| |  |  |  |
| | A | B | C |
| | 23 | 90 | 102 |
| NISSAN-MITSUBISHI | 63-00-089 NEW | | |
| |  |  |  |
| | A | B | C |
| | 23 | 72 | 96 |
| NISSAN | 63-00-090 NEW | | |
| |  |  |  |
| | A | B | C |
| | 38 | 74 | 115 |
| NISSAN | 63-00-091 NEW | | |
| |  |  |  |
| | A | B | C |
| | 33 | 66 | 117 |
| NISSAN | 63-00-092 NEW | | |
| |  |  |  |
| | A | B | C |
| | 18 | 62 | 115 |
| NISSAN | 63-00-093 NEW | | |
| |  |  |  |
| | A | B | C |
| | 19 | 76 | 111 |
| KIA-NISSAN-DAIHATSU | 63-00-094 NEW | | |
| |  |  |  |
| | A | B | C |
| | 19 | 66 | 79 |
| ISUZU-NISSAN | 63-00-095 NEW | | |
| |  |  |  |
| | A | B | C |
| | 26 | 74 | 90 |
| NISSAN | 63-00-096 NEW | | |
| |  |  |  |
| | A | B | C |
| | 26 | 80 | 113 |

A = Inner Diameter
 B = Inner Diameter
 C = Total Height

A = Diamètre Intérieur
 B = Diamètre Intérieur
 C = Taille Totale

A = Diámetro Interno
 B = Diámetro Interno
 C = Altura Total

A = Diametro Interno
 B = Diametro Interno
 C = Altezza Totale





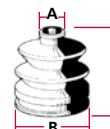
| | | | | | | | | | | | |
|------------------------|----------------------|----|-----|----------------|----------------------|----|-----|----------|----------------------|----|-----|
| NISSAN | 63-00-097 NEW | | | HONDA | 63-00-098 NEW | | | HONDA | 63-00-099 NEW | | |
| | A | B | C | | A | B | C | | A | B | C |
| | 27 | 87 | 103 | | 23 | 79 | 87 | | 23 | 69 | 92 |
| MAZDA-ISUZU-MITSUBISHI | 63-01-101 NEW | | | HYUNDAI-SUBARU | 63-01-102 NEW | | | MAZDA | 63-01-103 NEW | | |
| | A | B | C | | A | B | C | | A | B | C |
| | 25 | 72 | 94 | | 25 | 67 | 94 | | 26 | 79 | 100 |
| SUBARU | 63-01-104 NEW | | | SUBARU | 63-01-106 NEW | | | DAIHATSU | 63-01-107 NEW | | |
| | A | B | C | | A | B | C | | A | B | C |
| | 24 | 73 | 98 | | 23 | 81 | 110 | | 20 | 67 | 87 |
| DAIHATSU-SUZUKI | 63-01-109 NEW | | | TOYOTA | 63-01-110 NEW | | | TOYOTA | 63-01-111 NEW | | |
| | A | B | C | | A | B | C | | A | B | C |
| | 20 | 57 | 87 | | 24 | 71 | 94 | | 26 | 77 | 93 |

A = Inner Diameter
 B = Inner Diameter
 C = Total Height

A = Diamètre Intérieur
 B = Diamètre Intérieur
 C = Taille Totale

A = Diámetro Interno
 B = Diámetro Interno
 C = Altura Total

A = Diametro Interno
 B = Diametro Interno
 C = Altezza Totale



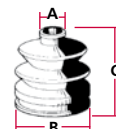
| | | | | | | | | | | | |
|-------------------------|------------------|------------|----------|---------------|------------------|------------|----------|---------------|------------------|------------|----------|
| ISUZU-MITSUBISHI | 63-01-112 | | | DAEWOO | 63-01-113 | | | MAZDA | 63-01-115 | | |
| | | NEW | | | | NEW | | | | NEW | |
| | A | B | C | | A | B | C | | A | B | C |
| | 24 | 79 | 97 | | 22 | 66 | 99 | | 22 | 62 | 100 |
| DAIHATSU | 63-01-116 | | | TOYOTA | 63-01-117 | | | TOYOTA | 63-01-118 | | |
| | | NEW | | | | NEW | | | | NEW | |
| | A | B | C | | A | B | C | | A | B | C |
| | 19 | 71 | 79 | | 22 | 75 | 93 | | 27 | 71 | 91 |
| TOYOTA | 63-01-119 | | | TOYOTA | 63-01-120 | | | TOYOTA | 63-01-121 | | |
| | | NEW | | | | NEW | | | | NEW | |
| | A | B | C | | A | B | C | | A | B | C |
| | 25 | 81 | 95 | | 21 | 80 | 92 | | 31 | 98 | 121 |
| TOYOTA-SUZUKI | 63-01-122 | | | TOYOTA | 63-01-123 | | | TOYOTA | 63-01-124 | | |
| | | NEW | | | | NEW | | | | NEW | |
| | A | B | C | | A | B | C | | A | B | C |
| | 20 | 67 | 85 | | 25 | 81 | 92 | | 29 | 92 | 111 |

A = Inner Diameter
B = Inner Diameter
C = Total Height

A = Diamètre Intérieur
B = Diamètre Intérieur
C = Taille Totale

A = Diámetro Interno
B = Diámetro Interno
C = Altura Total

A = Diametro Interno
B = Diametro Interno
C = Altezza Totale





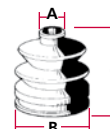
| TOYOTA  NEW | 63-01-125 | | | | | | | |
|---|---|-----|---|---|----|----|-----|--|
| | <table border="1"> <tr><th>A</th><th>B</th><th>C</th></tr> <tr><td>27</td><td>80</td><td>90</td></tr> </table> | A | B | C | 27 | 80 | 90 | |
| A | B | C | | | | | | |
| 27 | 80 | 90 | | | | | | |
| TOYOTA  NEW | 63-01-126 | | | | | | | |
| | <table border="1"> <tr><th>A</th><th>B</th><th>C</th></tr> <tr><td>25</td><td>85</td><td>87</td></tr> </table> | A | B | C | 25 | 85 | 87 | |
| A | B | C | | | | | | |
| 25 | 85 | 87 | | | | | | |
| TOYOTA  NEW | 63-01-127 | | | | | | | |
| | <table border="1"> <tr><th>A</th><th>B</th><th>C</th></tr> <tr><td>28</td><td>81</td><td>89</td></tr> </table> | A | B | C | 28 | 81 | 89 | |
| A | B | C | | | | | | |
| 28 | 81 | 89 | | | | | | |
| TOYOTA  NEW | 63-01-128 | | | | | | | |
| | <table border="1"> <tr><th>A</th><th>B</th><th>C</th></tr> <tr><td>25</td><td>64</td><td>88</td></tr> </table> | A | B | C | 25 | 64 | 88 | |
| A | B | C | | | | | | |
| 25 | 64 | 88 | | | | | | |
| TOYOTA  NEW | 63-01-129 | | | | | | | |
| | <table border="1"> <tr><th>A</th><th>B</th><th>C</th></tr> <tr><td>28</td><td>89</td><td>111</td></tr> </table> | A | B | C | 28 | 89 | 111 | |
| A | B | C | | | | | | |
| 28 | 89 | 111 | | | | | | |
| DAIHATSU  NEW | 63-01-130 | | | | | | | |
| | <table border="1"> <tr><th>A</th><th>B</th><th>C</th></tr> <tr><td>23</td><td>70</td><td>92</td></tr> </table> | A | B | C | 23 | 70 | 92 | |
| A | B | C | | | | | | |
| 23 | 70 | 92 | | | | | | |
| TOYOTA  NEW | 63-01-131 | | | | | | | |
| | <table border="1"> <tr><th>A</th><th>B</th><th>C</th></tr> <tr><td>26</td><td>83</td><td>89</td></tr> </table> | A | B | C | 26 | 83 | 89 | |
| A | B | C | | | | | | |
| 26 | 83 | 89 | | | | | | |
| HONDA  NEW | 63-01-132 | | | | | | | |
| | <table border="1"> <tr><th>A</th><th>B</th><th>C</th></tr> <tr><td>33</td><td>83</td><td>91</td></tr> </table> | A | B | C | 33 | 83 | 91 | |
| A | B | C | | | | | | |
| 33 | 83 | 91 | | | | | | |
| HONDA  NEW | 63-01-133 | | | | | | | |
| | <table border="1"> <tr><th>A</th><th>B</th><th>C</th></tr> <tr><td>19</td><td>70</td><td>91</td></tr> </table> | A | B | C | 19 | 70 | 91 | |
| A | B | C | | | | | | |
| 19 | 70 | 91 | | | | | | |
| TOYOTA  NEW | 63-01-134 | | | | | | | |
| | <table border="1"> <tr><th>A</th><th>B</th><th>C</th></tr> <tr><td>26</td><td>79</td><td>108</td></tr> </table> | A | B | C | 26 | 79 | 108 | |
| A | B | C | | | | | | |
| 26 | 79 | 108 | | | | | | |
| MAZDA  NEW | 63-01-135 | | | | | | | |
| | <table border="1"> <tr><th>A</th><th>B</th><th>C</th></tr> <tr><td>20</td><td>68</td><td>99</td></tr> </table> | A | B | C | 20 | 68 | 99 | |
| A | B | C | | | | | | |
| 20 | 68 | 99 | | | | | | |
| NISSAN  NEW | 63-01-136 | | | | | | | |
| | <table border="1"> <tr><th>A</th><th>B</th><th>C</th></tr> <tr><td>22</td><td>66</td><td>89</td></tr> </table> | A | B | C | 22 | 66 | 89 | |
| A | B | C | | | | | | |
| 22 | 66 | 89 | | | | | | |

A = Inner Diameter
B = Inner Diameter
C = Total Height

A = Diamètre Intérieur
B = Diamètre Intérieur
C = Taille Totale

A = Diámetro Interno
B = Diámetro Interno
C = Altura Total

A = Diametro Interno
B = Diametro Interno
C = Altezza Totale



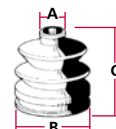
| | | | |
|-------------------------|---|----|-----|
| MITSUBISHI-SUBARU-MAZDA | 63-01-137  | | |
| | A | B | C |
| | 22 | 75 | 95 |
| MAZDA-MITSUBISHI-PROTON | 63-01-138  | | |
| | A | B | C |
| | 22 | 84 | 95 |
| HYUNDAI | 63-01-140  | | |
| | A | B | C |
| | 26 | 81 | 102 |
| MITSUBISHI | 63-01-141  | | |
| | A | B | C |
| | 23 | 87 | 107 |
| SUBARU | 63-01-142  | | |
| | A | B | C |
| | 21 | 68 | 79 |
| DAEWOO | 63-01-143  | | |
| | A | B | C |
| | 22 | 68 | 89 |
| DAEWOO | 63-01-144  | | |
| | A | B | C |
| | 24 | 88 | 102 |
| DAEWOO-CHEVROLET | 63-01-145  | | |
| | A | B | C |
| | 22 | 68 | 90 |
| KIA | 63-01-146  | | |
| | A | B | C |
| | 27 | 87 | 90 |
| KIA | 63-01-147  | | |
| | A | B | C |
| | 24 | 70 | 87 |
| MAZDA-KIA | 63-01-148  | | |
| | A | B | C |
| | 22 | 84 | 90 |
| KIA | 63-01-149  | | |
| | A | B | C |
| | 22 | 83 | 88 |

A = Inner Diameter
 B = Inner Diameter
 C = Total Height

A = Diamètre Intérieur
 B = Diamètre Intérieur
 C = Taille Totale

A = Diámetro Interno
 B = Diámetro Interno
 C = Altura Total

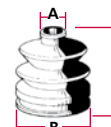
A = Diametro Interno
 B = Diametro Interno
 C = Altezza Totale





| | | | | | | | | | | | |
|--------------|------------------|----|-----|---------|------------------|----|-----|---------|------------------|----|----|
| KIA | 63-01-150 | | | KIA | 63-01-151 | | | HYUNDAI | 63-01-152 | | |
| | | | | | | | | | | | |
| | A | B | C | | A | B | C | | A | B | C |
| | 22 | 84 | 90 | | 24 | 74 | 87 | | 25 | 73 | 89 |
| HYUNDAI | 63-01-153 | | | HYUNDAI | 63-01-154 | | | HYUNDAI | 63-01-155 | | |
| | | | | | | | | | | | |
| | A | B | C | | A | B | C | | A | B | C |
| | 25 | 80 | 93 | | 22 | 76 | 87 | | 25 | 73 | 86 |
| HYUNDAI | 63-01-156 | | | NISSAN | 63-01-157 | | | MAZDA | 63-01-158 | | |
| | | | | | | | | | | | |
| | A | B | C | | A | B | C | | A | B | C |
| | 24 | 72 | 88 | | 28 | 85 | 105 | | 22 | 65 | 88 |
| NISSAN-MAZDA | 63-01-160 | | | HONDA | 63-01-161 | | | SUZUKI | 63-01-162 | | |
| | | | | | | | | | | | |
| | A | B | C | | A | B | C | | A | B | C |
| | 26 | 82 | 108 | | 24 | 75 | 106 | | 21 | 62 | 88 |

| | | | |
|--------------------|------------------------|----------------------|----------------------|
| A = Inner Diameter | A = Diamètre Intérieur | A = Diámetro Interno | A = Diametro Interno |
| B = Inner Diameter | B = Diamètre Intérieur | B = Diámetro Interno | B = Diametro Interno |
| C = Total Height | C = Taille Totale | C = Altura Total | C = Altezza Totale |



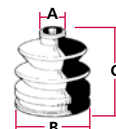
| | | | | | | | | | | | |
|------------------|----------------------|----|-----|------------------|----------------------|----|-----|------------------|----------------------|----|-----|
| NISSAN | 63-01-170 NEW | | | SUZUKI | 63-01-178 | | | NISSAN | 63-01-198 NEW | | |
| | A | B | C | | A | B | C | | A | B | C |
| | 23 | 78 | 91 | | 19 | 63 | 91 | | 20 | 75 | 82 |
| ISUZU | 63-02-213 NEW | | | MAZDA-MITSUBISHI | 63-02-220 NEW | | | DAEWOO-CHEVROLET | 63-02-231 NEW | | |
| | A | B | C | | A | B | C | | A | B | C |
| | 27 | 84 | 127 | | 26 | 80 | 114 | | 23 | 78 | 118 |
| DAEWOO-CHEVROLET | 63-02-232 NEW | | | DAEWOO | 63-02-233 NEW | | | DAEWOO-CHEVROLET | 63-02-234 NEW | | |
| | A | B | C | | A | B | C | | A | B | C |
| | 27 | 90 | 151 | | 26 | 81 | 95 | | 24 | 82 | 117 |
| DAEWOO-CHEVROLET | 63-02-235 NEW | | | DAEWOO-CHEVROLET | 63-02-236 NEW | | | DAEWOO-CHEVROLET | 63-02-237 NEW | | |
| | A | B | C | | A | B | C | | A | B | C |
| | 21 | 78 | 89 | | 21 | 71 | 107 | | 23 | 56 | 99 |

A = Inner Diameter
 B = Inner Diameter
 C = Total Height

A = Diamètre Intérieur
 B = Diamètre Intérieur
 C = Taille Totale

A = Diámetro Interno
 B = Diámetro Interno
 C = Altura Total

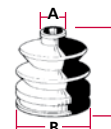
A = Diametro Interno
 B = Diametro Interno
 C = Altezza Totale





| | | | | | | | | | | | |
|-------------------------|--|----------|----------|-------------------------|--|----------|----------|-------------------|---|----------|----------|
| MITSUBISHI-SMART | 63-03-313 | | | MITSUBISHI-SMART | 63-03-315 | | | MITSUBISHI | 63-03-320 | | |
| |  | | | |  | | | |  | | |
| | A | B | C | | A | B | C | | A | B | C |
| | 22 | 75 | 117 | | 24 | 80 | 122 | | 23 | 80 | 115 |
| MITSUBISHI | 63-03-321 | | | Ashika | | | Ashika | | | | |
| |  | | | A | | | B | | | C | |
| | A | B | C | | A | B | C | | A | B | C |
| | 40 | 89 | 86 | | | | | | | | |
| Ashika | | | Ashika | | | Ashika | | | Ashika | | |
| | A | B | C | | A | B | C | | A | B | C |
| | | | | | | | | | | | |
| Ashika | | | Ashika | | | Ashika | | | Ashika | | |
| | A | B | C | | A | B | C | | A | B | C |
| | | | | | | | | | | | |

- | | | | |
|---------------------------|-------------------------------|-----------------------------|-----------------------------|
| A = Inner Diameter | A = Diamètre Intérieur | A = Diámetro Interno | A = Diametro Interno |
| B = Inner Diameter | B = Diamètre Intérieur | B = Diámetro Interno | B = Diametro Interno |
| C = Total Height | C = Taille Totale | C = Altura Total | C = Altezza Totale |



| ASHIKA CODE | A | B | C |
|-------------|------|----|-------|
| 63-00-001 | 20 | 71 | 91 |
| 63-00-002 | 22 | 76 | 85 |
| 63-00-003 | 23 | 73 | 89 |
| 63-00-004 | 21 | 84 | 108,5 |
| 63-00-005 | 22 | 85 | 97 |
| 63-00-006 | 25 | 85 | 85 |
| 63-00-007 | 20 | 68 | 85 |
| 63-00-008 | 23 | 86 | 100 |
| 63-00-009 | 23 | 96 | 93 |
| 63-00-010 | 26 | 90 | 99 |
| 63-00-011 | 20 | 82 | 86 |
| 63-00-012 | 22 | 89 | 85 |
| 63-00-013 | 22 | 76 | 87 |
| 63-00-014 | 22 | 77 | 107 |
| 63-00-015 | 26 | 79 | 96 |
| 63-00-016 | 20 | 78 | 92 |
| 63-00-017 | 25 | 76 | 95 |
| 63-00-018 | 23 | 77 | 97 |
| 63-00-019 | 23 | 82 | 98,5 |
| 63-00-020 | 20 | 63 | 84 |
| 63-00-021 | 19 | 67 | 90 |
| 63-00-022 | 19 | 64 | 83 |
| 63-00-023 | 22 | 74 | 109 |
| 63-00-024 | 23 | 77 | 111 |
| 63-00-025 | 20 | 80 | 102 |
| 63-00-026 | 18 | 77 | 88 |
| 63-00-027 | 21,5 | 72 | 94 |
| 63-00-028 | 24 | 84 | 95 |
| 63-00-029 | 26 | 83 | 96 |
| 63-00-030 | 25 | 90 | 107 |
| 63-00-031 | 21 | 85 | 82 |
| 63-00-032 | 37,5 | 79 | 124 |
| 63-00-033 | 25 | 80 | 92 |
| 63-00-034 | 23 | 81 | 96 |
| 63-00-035 | 27 | 84 | 90 |

| ASHIKA CODE | A | B | C |
|-------------|------|------|-------|
| 63-00-036 | 22 | 78 | 90,5 |
| 63-00-037 | 21 | 75 | 84 |
| 63-00-038 | 23 | 84 | 105 |
| 63-00-039 | 25,5 | 81 | 106 |
| 63-00-040 | 21 | 78 | 90 |
| 63-00-041 | 22 | 83 | 92 |
| 63-00-042 | 23 | 95 | 96 |
| 63-00-043 | 20 | 67 | 84 |
| 63-00-044 | 19 | 64 | 85 |
| 63-00-045 | 22,5 | 87 | 101 |
| 63-00-046 | 29,5 | 89,5 | 100 |
| 63-00-047 | 21 | 80 | 114 |
| 63-00-048 | 24 | 82,5 | 123 |
| 63-00-049 | 17 | 58 | 78 |
| 63-00-050 | 34 | 91,5 | 101 |
| 63-00-051 | 18 | 68 | 84 |
| 63-00-052 | 22 | 73 | 93 |
| 63-00-053 | 23 | 80 | 94,5 |
| 63-00-054 | 23 | 75 | 115 |
| 63-00-055 | 25 | 82 | 110 |
| 63-00-056 | 22,5 | 78 | 123 |
| 63-00-057 | 22 | 76 | 113,5 |
| 63-00-058 | 24 | 83 | 84,5 |
| 63-00-061 | 21 | 73 | 88 |
| 63-00-062 | 27 | 87 | 126 |
| 63-00-063 | 26 | 80 | 76 |
| 63-00-064 | 25,5 | 83 | 105 |
| 63-00-065 | 32 | 90,5 | 124 |
| 63-00-067 | 20 | 70 | 95 |
| 63-00-068 | 22 | 71 | 105 |
| 63-00-069 | 21 | 77 | 81 |
| 63-00-070 | 19 | 67 | 77 |
| 63-00-071 | 19 | 67,5 | 92 |
| 63-00-072 | 21 | 76 | 89 |
| 63-00-074 | 20 | 78 | 90 |

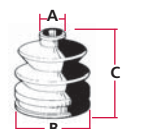
| ASHIKA CODE | A | B | C |
|-------------|------|----|-----|
| 63-00-075 | 20 | 68 | 86 |
| 63-00-076 | 22 | 85 | 80 |
| 63-00-078 | 19 | 68 | 78 |
| 63-00-079 | 22 | 70 | 88 |
| 63-00-080 | 21 | 68 | 84 |
| 63-00-081 | 23 | 83 | 89 |
| 63-00-082 | 23 | 85 | 100 |
| 63-00-083 | 29 | 97 | 111 |
| 63-00-084 | 27 | 87 | 108 |
| 63-00-085 | 27 | 87 | 125 |
| 63-00-086 | 21 | 80 | 83 |
| 63-00-087 | 22 | 83 | 100 |
| 63-00-088 | 24 | 90 | 99 |
| 63-00-089 | 21 | 72 | 96 |
| 63-00-090 | 36 | 73 | 118 |
| 63-00-091 | 28 | 63 | 114 |
| 63-00-092 | 18 | 67 | 117 |
| 63-00-093 | 19 | 72 | 112 |
| 63-00-094 | 18 | 65 | 80 |
| 63-00-095 | 24 | 75 | 89 |
| 63-00-096 | 25 | 77 | 116 |
| 63-00-097 | 25 | 87 | 103 |
| 63-00-098 | 23 | 75 | 86 |
| 63-00-099 | 23 | 66 | 91 |
| 63-01-101 | 23 | 72 | 96 |
| 63-01-102 | 21,5 | 71 | 96 |
| 63-01-103 | 24 | 80 | 98 |
| 63-01-104 | 23 | 74 | 98 |
| 63-01-106 | 23 | 80 | 116 |
| 63-01-107 | 20 | 63 | 87 |
| 63-01-109 | 18 | 58 | 84 |
| 63-01-110 | 22 | 75 | 95 |
| 63-01-111 | 25 | 73 | 94 |
| 63-01-112 | 22 | 79 | 98 |
| 63-01-113 | 21 | 68 | 100 |

A = Inner Diameter
B = Inner Diameter
C = Total Height

A = Diamètre Intérieur
B = Diamètre Intérieur
C = Taille Totale

A = Diámetro Interno
B = Diámetro Interno
C = Altura Total

A = Diametro Interno
B = Diametro Interno
C = Altezza Totale





TOKYO - SINGAPORE - SYDNEY - ATLANTA - AMSTERDAM - FRANKFURT - WARSAW - SALZBURG - BRÜSSEL - VERONA - ZÜRICH - KOPENAGHEN

