

K21-F

**Verschleißteile / Wear Parts
2014**

**Bremsen-Ersatzteilprogramm
Brake Parts Program**



Kompetenz und Aktualität

Competence and topicality

Besuch uns auf Facebook
Visit us at facebook



www.facebook.com/ATE

ATE Online-Katalog
ATE online-catalog



Noch aktuellere Informationen finden Sie im **Online-Katalog** von ATE. Hier werden die Kataloginformationen mindestens monatlich aktualisiert. Sie finden den ATE Online-Katalog in der Rubrik "Kataloge -> Ersatzteile online" im Internet auf unserer Homepage unter www.ate.de.

Even more current information you find in the ATE **online-catalog**. Here the spare part information are posted at least monthly. You find the ATE online-catalog in the column "Catalogs -> replacement parts" on the Internet on our homepage www.ate.de.

ATE wird mobil
ATE goes mobile



Das Produktportfolio des Bremsenspezialisten ATE ist jetzt auch mobil

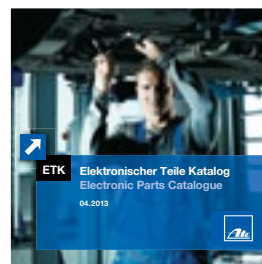
über die Smartphonereihe von

Apple zu erreichen. Mit dieser Applikation können Anwender alle Produkte der Marke ATE auf vielfältige Weise suchen und identifizieren. Die Software steht kostenlos im App Store von Apple zum Download bereit. Sie kann über Suchbegriffe wie „ATE“ oder „Bremsen“ leicht gefunden und installiert werden.

The product range of brake specialists ATE is now also accessible on the move using smartphones from Apple. With this application, users can search for and identify all products belonging to the ATE brand in a number of different ways. The software is available for download free of charge in Apple's App Store. It can easily be found and installed using search terms such as "ATE" or "brakes".

Jetzt auch für iPad und Android
Now also for iPad and Android

Hier geht's rund:
Die ATE Katalog CD-Rom
Keeping you informed:
The ATE catalog CD-Rom



Die zweimal pro Jahr erscheinende ATE Katalog CD-Rom „ETK“ basiert auf der TecDoc-Engine. Wer die TecDoc DVD kennt, kommt also genau so leicht mit der ATE Katalog CD zurecht.

The ATE catalog CD-Rom "ETK" appears twice a year and is based on the TecDoc engine. The ATE catalog CD will thus be easy to use for anyone familiar with the TecDoc DVD.

K21-F

- (D) Bremsen-Ersatzteilprogramm
Verschleißteile
- (EN) Brake parts program
Wear parts
- (FR) Programme de pièces détachées pour freins
Pièces d'usure
- (IT) Programma in pianti frenanti
Parti soggetti ad usura
- (ES) Programa de repuestos para sistema de frenado
Piezas de desgaste
- (NL) Remonderdelenprogramma
Slijtende onderdelen
- (DA) Reservedelsprogram bremser
Sliddele
- (SV) Reservdelsprogram bromsar
Slitdelar
- (HU) Fékrendszer – Tartalékalkatrész-program
Gyorsan kopó alkatrészek
- (PT) Programa de peças sobressalentes dos travões
Peças de desgaste
- (RU) Программа запасных деталей тормозов
Быстроизнашивающиеся детали
- (CZ) Program náhradních dílů brzd
Rychle opotřebitelné součásti
- (PL) Program części zamiennych do układów hamulcowych
Części podlegające zużyciu (wytarciu)
- (EL) Πρόγραμμα ανταλλακτικών φρένων
Αναλώσιμα εξαρτήματα
- (TR) Fren yedek parça programı
Aşınma parçaları
- (ZH) 制动——替换件程序
易损件
- (JA) ブレーキ交換部品プログラム
消耗部品
- (AR) برنامج قطع غيار المكابح
ةي كالك ح ال اء اء اء اء

D Inhaltsverzeichnis

Bremsflüssigkeiten	8
Neue Artikel	15
Ersetzte Artikel	21
Fahrzeugregister	23
Fahrzeugverwendungen	31
Abbildungen Scheibenbremsbeläge	891
Abbildungen Bremsbelag-Einbausätze	1201
Abbildungen Warnkontakte	1221
Abbildungen Trommelbremsbacken	1267
Abbildungen TBB Einbausätze	1295
Abbildungen Bremstrommeln	1317
Abmessungen Bremsscheiben	1343
Vergleichsliste WVA-ATE	1381
Technische Übersetzungen	1409
So benutzen Sie den K21-F	1439

EN Table of contents

Brake fluid	8
New parts	15
Replaced parts	21
Index of vehicles	23
Applications of vehicles	31
Illustrations disc brake pads	891
Illustrations brake pad installation kits	1201
Illustrations wear indicators	1221
Illustrations drum brake shoes	1267
Illustr. drum brake shoes installation kits	1295
Illustrations brake drums	1317
Dimensions brake discs	1343
WVA Cross reference list	1381
Technical translations	1409
How to use the K21-F	1439

FR Table des matières

Liquides de frein	8
Nouvelles références	15
Références remplacées	21
Liste des véhicules	23
Applications	31
Illustrations plaquettes de frein à disque	891
Illustrations lots de montage pour plaquettes de frein à disque	1201
Illustrations témoins d'usure	1221
Illustrations mâchoires de frein à tambour	1267
Illustrations lots de montage pour mâchoires de frein à tambour	1295
Illustrations tambours de frein	1317
Dimensions disques de frein	1343
Liste des correspondances WVA	1381
Traductions techniques	1409
Utilisation du catalogue K21-F	1439

IT Sommario

Liquido freni	8
Codici nuovi	15
Codici sostitutivi	21
Indice autovetture	23
Applicazioni autoveicoli	31
Illustrazioni pastiglie freno	891
Illustrazioni kit installazione pastiglie freno	1201
Illustrazioni rilevatori usura	1221
Illustrazioni ganasce freno	1267
Illustrazioni kit installazione ganasce freno	1295
Illustrazioni tamburi freno	1317
Misure dischi freno	1343
Tabella di conversione codici WVA	1381
Traduzioni tecniche	1409
Come consultare il catalogo K21-F	1439

ES Índice

Líquido de freno	8
Nuevas referencias	15
Referencias de sustitución	21
Índice de vehículos	23
Aplicaciones	31
Ilustraciones de pastillas	891
Ilustraciones juegos de montaje pastillas	1201
Ilustraciones contactos de desgaste	1221
Ilustraciones zapatas freno de tambor	1267
Ilustraciones juegos de montaje zapatas freno de tambor	1295
Ilustraciones tambores	1317
Medidas disco de freno	1343
Lista comparativa WVA	1381
Traducciones técnicas	1409
Use así el K21-F	1439

NL Inhoudsopgave

Remvloeistof	8
Nieuwe artikelen	15
Vervangen artikelen	21
Voertuigregister	23
Voertuigtoepassingen	31
Afbeeldingen schijfremblokjes	891
Afbeeldingen inbouwsets voor remblokjes	1201
Afbeeldingen waarschuwingscontacten	1221
Afbeeldingen trommelremschoenen	1267
Afbeeldingen inbouwsets voor trommelremschoenen	1295
Afbeeldingen remtrommels	1317
Afmetingen remschijven	1343
Vergelijkingslijst WVA	1381
Technische vertalingen	1409
Zo gebruikt u de K21-F	1439

DA Indholdsfortegnelse

Bremsevæske	8
Nye artikler	15
Erstattede artikler	21
Køretøjsregister	23
Køretøjsanvendelser	31
Tegning bremseklodser	891
Tegning monteringsæt for bremsebakker	1201
Tegning advarselskontakter	1221
Tegning bremsebakker	1267
Tegning monteringsæt for bremsebakker	1295
Tegning bremsetromler	1317
Mål på bremsekiver	1343
Omsætningsliste WVA	1381
Tekniske oversættelser	1409
Sådan anvendes K21-F	1439

SV Innehållsförteckning

Bromsvätska	8
Nya artiklar	15
Utbytta artiklar	21
Fordonsregister	23
Fordonsanvändningar	31
Avbildningar skivbromsbelägg	891
Avbildningar bromsbelägg monteringssets	1201
Avbildningar varningskontakter	1221
Avbildningar trumbromsbackar	1267
Avbildningar trumbromsbackar monteringssets	1295
Avbildningar bromstrummor	1317
Dimensioner bromskivor	1343
Jämförelselista WVA	1381
Tekniska översättningar	1409
Så använder du K21-F	1439

HU Tartalomjegyzék

Fékfolyadék	8
Új termékek	15
Helyettesített alkatrészek	21
Járműlista	23
Járműalkalmazások	31
Ábrák - betétek tárcsafékhez	891
Ábrák - fékbetét-szerelőkészletek	1201
Ábrák figyelmeztető érintkező	1221
Ábrák - fékpofa dobfékhez	1267
Ábrák - dobfékpofa-szerelőkészletek	1295
Ábrák - fékdobok	1317
Féktárcsák méretei	1343
WVA összehasonlító lista	1381
Műszaki fordítás	1409
How to use the K21-F	1439

PT Índice

Líquido para travões	8
Novo artigos	15
Artigos substituídos	21
Registo automóvel	23
Utilizações do veículo	31
Figuras Calços do travão de disco	891
Figuras Kits de instalação do calço do travão de disco	1201
Figuras avisador de desgaste	1221
Figuras Calços de travão de tambor	1267
Figuras Kits de instalação de calços de travões de tambor	1295
Figuras Tambores do travão	1317
Dimensões dos discos dos travões	1343
Lista de comparação WVA	1381
Glossário técnico	1409
Como utilizar o K21-F	1439

RU Содержание

Тормозная жидкость	8
Новые позиции	15
Замененные номера	21
Перечень автомобилей	23
Применение в автомобилях	31
Рисунки дисковых тормозных колодок	891
Изображения монтажных комплектов для тормозных накладок	1201
Изображение контактов предупредительного сигнала	1221
Рисунки барабанных колодок	1267
Изображения монтажных комплектов барабанных колодок	1295
Рисунки тормозных барабанов	1317
Размеры тормозных дисков	1343
Сравнительный перечень номеров WVA	1381
Перевод технических терминов	1409
Как пользоваться каталогом K21-F	1439

CZ Obsah

Brzdová kapalina	8
Nové výrobky	15
Nahrazené výrobky	21
Rejstřík vozidel	23
Použití vozidel	31
Zobrazení obložení kotoučových brzd	891
Zobrazení vestavných sad brzdového obložení	1201
Zobrazení kontaktů indikátoru opotřebení	1221
Zobrazení čelistí bubnových brzd	1267
Zobrazení vestavných sad čelistí bubnových brzd	1295
Zobrazení brzdových bubnů	1317
Rozměry brzdových kotoučů	1343
Porovnávací seznam čísel	1381
Technické překlady	1409
Jak používat K21-F	1439

PL Spis treści

Płyn hamulcowy	8
Nowe artykuły	15
Artykuły zastąpione	21
Indeks pojazdów	23
Zastosowania pojazdów	31
Rysunki okładzin hamulców tarczowych	891
Rysunki zestawów montażowych szczęk hamulca bębnowego	1201
Rysunki styki ostrzegawcze	1221
Rysunki szczęk hamulca bębnowego	1267
Rysunki zestawów montażowych szczęk hamulca bębnowego	1295
Rysunki bębnow hamulcowych	1317
Wymiary tarcz hamulcowych	1343
Lista porównawcza numerów WVA	1381
Tłumaczenia techniczne	1409
Tak należy korzystać z K21-F	1439

EL Πίνακας περιεχομένων

Υγρό φρένων	8
Νέο προϊόν	15
Αντικατεστημένοι αριθμοί	21
Κατάλογος οχημάτων	23
Χρήσεις οχημάτων	31
Εικόνες τακακιών δισκόφρενων	891
Εικόνες σετ τοποθέτησης τακακιών φρένων	1201
Εικόνες επαφών προειδοποίησης	1221
Εικόνες σετ τοποθέτησης σιαγόνων ταίπουρων φρένων	1295
Εικόνες τιμπάνων πέδησης	1317
φιαστάσεις δίσκων φρένων	1343
Λίστα σύγκρισης αριθμών WVA	1381
Τεχνικές μεταφράσεις	1409
Έτσι χρησιμοποιείτε τον K21-F	1439

TR İçindekiler

Fren sıvısı	8
Yeni ürün	15
Değiştirilen ürün	21
Araç kaydı	23
Araç kullanımları	31
Fren disk kaplaması resimleri	891
Fren kaplaması montaj takımları resimleri	1201
İkaz kontaklı resimleri	1221
Fren pabuçları resimleri	1267
TBB montaj takımları resimleri	1295
Fren kampanası resimleri	1317
Fren disk ölçümleri	1343
Karşılaştırma listesi WVA	1381
Teknik çeviriler	1409
K21-F'i Broşürünü Nasıl Kullanacaksınız	1439

ZH 目录

制动液	8
新件	15
替代件	21
汽吹登端翻	23
汽吹用户	31
制动摩擦片图片	891
制动摩擦片——安群组件图片	1201
警示触点的图	1221
制动渐缴棍图片	1267
制动渐缴棍安群组件图片	1295
制动渐图片	1317
制动盘测测	1343
对比清单WVA	1381
技术翻篇	1409
这样使用 K21-F	1439

JA 目次

ブレーキフルード	8
新商品	15
呢充商品	21
然商索引	23
然商利用方法	31
図版 ブレーキパッド組み込みキット	891
図版 ブレーキパッド組み込みキット	1201
図:ウエアインジケーター	1221
図版 ドラムブレーキシュー	1267
図版 TBB組み込みキット	1295
図版 ブレーキドラム	1317
寸法 ブレーキディスク	1343
WVA比峰	1381
テクニカルトランスミッション	1409
カタログNo.21のご利用法	1439

AR الفهرس

8	زيت المكابح
15	المنتجات الجديدة
21	المنتجات المعوّضة
23	سجل العربّة
31	إستعمالات العربّة
891	صور مزلفات المكبح القرصى
1201	صور طواقم ترايب مزلفات المكابح
1221	صور تماس جهاز الإنذار
1267	صور فكّي المكبح الطبلي
1295	صور طواقم الترايب لفكي المكبح الطبلي
1317	صورطبلات المكبح
1343	مقاييس أقراص المكابح
1381	قائمة المقارنة WVA
1409	الترجمات التقنية
1439	طريقة استعمال الكتلوج K21-F

Modernste Technologie, bestechende Optik Latest technology, striking look



Herausragende Optik, breites Sortiment, höchste Qualität – ATE bietet Ihnen mit seinen Bremscheiben:

- Das derzeit größte Programm an beschichteten Bremscheiben.
- Modernste Technologie durch hoch gekohlte (z. B. GG 25 HC-) Bremscheiben.
- Rostfreie Ausführung durch Beschichtung aus umweltverträglichem Material.
- Auch nach dem Einbau bleiben beschichtete Bereiche rostfrei.
- Attraktives Design, insbesondere auf Alufelgen.

Ihr Nutzen:

Höchste Qualität in einem neuen, dauerhaft rostfreiem Look.

Outstanding appearance, wide range, top-quality – ATE's brake discs offer you:

- The largest range of coated brake discs available at present.
- The latest technology through high-carbon brake discs (e.g. GG 25 HC discs).
- Non-rusting through coating with environmentally compatible material.
- Coated areas remain free from rust even after installation.
- Attractive design, particularly on aluminum wheel rims.

Your benefit:

Top-quality with a new, permanently non-rusting look.

Bremsscheiben von ATE – eine runde Sache

Brake discs from ATE – good all round

Schon auf den ersten Blick besonders – Brems-scheiben von ATE

- Kein Bremsenrubbeln.
- Geringste Fertigungstoleranzen.
- Auswuchtung belüfteter Brems-scheiben.
- Breites Programm an Brems-scheiben inklusive Befestigungsschrauben.
- Keine aufwendige Umstellung Ihrer internen Systeme durch gleiche Artikelnummern von unbeschichteten und beschichteten Brems-scheiben.
- Komplettlösungen über die Brems-scheibe hinaus.



INNOVATION INSIDE:

Mit diesem Symbol sind die ATE Verpackungen für die beschichteten Brems-scheiben gekennzeichnet.

Special, even at first glance – brake discs from ATE

- No brake judder.
- Very tight manufacturing tolerances.
- Balancing of ventilated brake discs.
- Wide range of brake discs, including fastening screws.
- No complicated changes to your internal systems due to identical item numbers of uncoated and coated brake discs.
- Complete solutions above and beyond brake discs.



INNOVATION INSIDE:

This symbol identifies the ATE packaging for the coated brake discs.

Ihr Nutzen:

Hochgekohte Scheiben mit zusätzlicher Legierung – als Systemlieferant mit OE-Kompetenz bietet ATE auch für den Aftermarket perfekte Lösungen.

Your benefit:

high-carbon discs with additional alloying – as a system supplier with OE expertise, ATE also offers ideal solutions for the aftermarket.

Überzeugende Materialmischungen, überzeugende Technik – Bremsbeläge von ATE

- Marktabdeckung von über 95 % in Europa.
- Regelmäßig in der Spitze bei härtesten Prüfverfahren (E1 bei der ECE-Norm).
- Hochentwickelte Materialmischung für optimales Reibwertverhalten.
- Keine Fadinggefahr und volle Bremsleistung von Anfang an durch Scorching.
- Kein Bremsenquietschen durch den Einsatz von Underlayern.
- Geringe Lagerhaltungskosten durch abverkaufstarke Produkte.
- Einfache Rückverfolgung im Produkthaftungsfall.
- Auf Wunsch Komplettlieferung inklusive Bremsbelagzubehör.

Remarkable material mixtures, remarkable technology – brake pads from ATE

- A market coverage of more than 95 % in Europe.
- Regularly comes out top in the toughest test procedures. ATE products have always been tested according to the standard for OEMs – a standard which meets the toughest safety requirements and which exceeds the ECE test requirements by far.
- Sophisticated material mixture for optimum friction performance.
- No risk of fading, and full braking performance from the beginning all the way to scorching.
- No brake squeal thanks to the use of underlayers.
- Low inventory maintenance costs thanks to top-selling products.
- Simple tracing in the event of product liability.
- Total supply, including brake pad accessories, available if required.



ATE Ceramic Bremsbeläge

ATE Ceramic brake pads



Die staubarme Arbeitsweise der ATE Ceramic Bremsbeläge verleiht wertvollen Alu-Felgen eine lang anhaltende attraktive Optik.
The low-dust operation of the ATE Ceramic brake pads ensures that valuable aluminum rims retain an attractive appearance for longer.



Innovative Bremsbelagmischung

ATE Ceramic lautet die Lösung von Continental für staubarmes, geräuschreduziertes, materialschonendes und umweltfreundliches Bremsen. Das Geheimnis der Bremsbeläge liegt in einer innovativen Bremsbelagmischung. Sie erzeugt beim Bremsen einen so genannten Transferfilm auf der Bremsscheibe. Dieser schützt die Bremsscheibe vor übermäßigem Abrieb. Das Ergebnis: weniger Bremsstaub, mehr Komfort, weniger Verschleiß.

Innovative brake pad compound

ATE Ceramic is Continental's solution for low dust, low noise, resource-saving and environmentally friendly braking. The secret of the new brake pads lies in an innovative brake pad compound. During braking it produces a "transfer film" on the brake disk which protects the brake disk from excessive wear. The result: less brake dust, more comfort, less wear.

Staubarm – geräuscharm – langlebig

Low dust – low noise – long-life



Ceramic macht den Unterschied – nicht nur bei der Felgenoptik.
Ceramic makes the difference – and not just to the look of the rims.

Weniger Verschleiß, geringere Kosten

Umfangreiche Vergleichstests unter harten Alltagsbedingungen haben gezeigt, dass ATE Ceramic Bremsbeläge im Vergleich zu Standard-Bremsbelägen deutlich weniger verschleßen. Sie verlängern auch wesentlich die Lebensdauer der Bremsscheiben. Der geringere Abrieb senkt die Reparaturkosten und schont den Geldbeutel des Autofahrers.

Less wear, lower costs

Extensive comparative tests under tough everyday operating conditions have shown that ATE Ceramic brake pads wear significantly less than standard brake pads. They also significantly extend the service life of the brake discs. This reduction in wear reduces repair costs and saves drivers' money.

Die Vorzüge der Belag-Technologie auf einen Blick:

- Staubarm
- Geräuschreduziert
- Langlebig

ATE Ceramic Bremsbeläge basieren auf einer neuen Bremsbelagmischung, die gegenüber herkömmlichen Mischungen fast keinen Abrieb mehr erzeugen.

Felgen behalten damit ihren Glanz, und die Lebensdauer der Bremsscheiben verlängert sich nachhaltig.

Mit ATE Ceramic Bremsbelägen wird das Bremsen zudem deutlich leiser.

ATE Ceramic Bremsbeläge sind für zahlreiche Modelle unterschiedlicher Hersteller verfügbar. Das Programm wird ständig erweitert.

The benefits of the pad technology at a glance:

- Low dust
- Low noise
- Long life

ATE Ceramic brake pads are based on a new brake pad compound which, compared to conventional compounds, produces almost no wear debris.

This ensures that rims stay shiny, and the service life of the brake discs is sustainably extended.

With ATE Ceramic brake pads, braking is also much quieter.

ATE Ceramic brake pads are available for numerous vehicle models from various manufacturers. The product range is being continuously expanded.

Die richtige Wahl für mehr Sicherheit

The right choice for greater safety

ATE bietet Ihnen die richtige Bremsflüssigkeit für jede Anforderung und Gebindegröße:
ATE has the right brake fluid for you, whatever the requirement or container size:

	Bremsflüssigkeit/ Brake fluid	Siedepunkt mind./ Minimum boiling point	Nass-Siede- punkt mind./ Mi- nimum wet boiling point	Viskosität bei -40 °C/ Viscosity at -40 °C	Wechsel- intervall/ Replacement interval
Für Fahrzeugbaujahre bis ca. 1990/ For vehicles built up to around 1990	 <p>ATE G DOT 3 Unsere Traditionsreiche! Steeped in tradition!</p>	245 °C	150 °C	max. 1.500 mm ² /s	bis 1 Jahr up to 1 year
	 <p>ATE SL DOT 4 Millionenfach bewährte DOT 4- Qualität DOT 4 quality, proven a million times over</p>	260 °C	165 °C	max. 1.400 mm ² /s	bis 1 Jahr up to 1 year
Für Fahrzeugbaujahre ab ca. 1990/ For vehicles built from around 1990	 <p>ATE SL.6 DOT 4, ISO CLASS 6 Niedrigviskose Flüssigkeit, ersetzt die Super DOT 4, für elektronische Bremssysteme Low-viscosity fluid that replaces Super DOT 4, for electronic bra- king systems</p>	265 °C	175 °C	max. 700 mm ² /s	bis 2 Jahre up to 2 years
	 <p>ATE TYPE 200 DOT 4 Minimaler Siedepunktabfall durch hervorragendes Wasser- bindungsvermögen Minimum fall-off in boiling point thanks to outstanding water- binding capacity</p>	280 °C	198 °C	max. 1.400 mm ² /s	bis 3 Jahre up to 3 years
	 <p>ATE Super Blue Racing DOT 4 Flüssigkeit für Rennsport- begeisterte Fluid for racing enthusiasts</p>	280 °C	198 °C	max. 1.400 mm ² /s	bis 3 Jahre up to 3 years

Zur Erhaltung der Funktionssicherheit der Bremsanlage muss Bremsflüssigkeit entsprechend der vom Fahrzeughersteller vorgegebenen Qualität und den Wechselintervallen gewechselt werden. Weitere Details erhalten Sie im Internet unter www.ate.de
 To maintain the operational reliability and safety of the brake system, you must change the brake fluid in accordance with the vehicle manufacturers' recommendations on quality and replacement intervals. You will find more details on the Internet under www.ate.de

Bremsflüssigkeiten für jeden Bedarf

Brake fluids for every need

Typ Type	ATE Sachnummer ATE partnumber	EAN-Nr. 4006633 EAN-No. 4006633	Gebinde Container size	Paletteneinheit* Pallet units*	
G	SAE Spezifikation J1703-FMVSS 116/DOT 3	705302 03.9901-5302.2/02	10199 8	1l	D
		705303 03.9901-5303.2/02	10201 8	5l	F
		größere Gebinde auf Anfrage - Bigger container sizes on demand			
SL	SAE Spezifikation J1703-FMVSS 116/DOT 4	705808 03.9901-5808.2/02	49000 9	1/4l	A
		705801 03.9901-5801.2/02	49001 6	1/2l	B
		705802 03.9901-5802.2/02	49002 3	1l	D
		705803 03.9901-5803.2/02	49003 0	5l	F
		705811 03.9901-5811.2/02	29907 7	20l	R
		705820 03.9901-5820.2/01	10824 9	30l	H
		705814 03.9901-5814.2/01	10366 4	50l	P
		705805 03.9901-5805.2/01	49005 4	200l	S
		706408 03.9901-6408.2/02	22762 9	1/4l	A
		706402 03.9901-6402.2/02	20746 1	1l	D
706403 03.9901-6403.2/02	20748 5	5l	F		
706411 03.9901-6411.2/02	20750 8	20l	R		
706420 03.9901-6420.2/02	23120 6	30l	H		
706414 03.9901-6414.2/02	23005 6	50l	P		
706405 03.9901-6405.2/02	23121 3	200l	S		
TYP 200		706202 03.9901-6202.2/02	10825 6	1l	D
		706203 03.9901-6203.2/02	12166 8	5l	F
		706220 03.9901-6220.2/01	12780 6	30l	H
		706214 03.9901-6214.2/01	12779 0	50l	P
		706205 03.9901-6205.2/01	12778 3	200l	S
SUPER BLUE RACING **		706302 03.9901-6302.2/02	10828 7	1l	D
SUPER DOT 4		706020 03.9901-6020.2/01	14544 2	30l	H
		706005 03.9901-6005.2/01	07769 9	200l	S
LHM PLUS Mineral-Hydrauliköl, ISO 7308 Mineral-Hydraulic Oil, ISO 7308		700016 24.9903-5001.2/02	07259 5	1l	N
		700017 24.9903-5005.2/02	07261 8	5l	O
ATE Bremszylinder-Paste ATE Brake Cylinder Paste		700009 03.9902-0501.2/02	13536 8	180 g	L
		700010 03.9902-0503.2/01	13532 0	5 kg	K
		700011 03.9902-0504.2/01	13530 6	40 kg	P
ATE Prüfflüssigkeit ATE Testing Fluid		700002 03.9902-0116.2/02	10374 9	5l	F
	ATE plastilube®	700014 03.9902-1001.2/02	05176 7	35 ml	I
700015 03.9902-1002.2/02		05184 2	75 ml	J	
ATE Leerkanne ATE neutral empty container		740169 03.9302-1474.1/01	07782 8	25l	S
	Ausgiesser für 5-l-Kanne Spout for 5l container	760070 03.9314-5940.3/01	07786 6	-	S
Kannen-Auslass-Hahn für 5-l- und 20-l-Kanne Tap for 5l and 20l tin	760153 03.9314-5960.3/02	30855 7	-	S	

*Paletteneinheit:

A	= 1728 Kannen je Palette	(24 Kannen je Karton)
B	= 1200 Kannen je Palette	(20 Kannen je Karton)
D	= 600 Kannen je Palette	(10 Kannen je Karton)
E	= 360 Kannen je Palette	(10 Kannen je Karton)
F	= 144 Kannen je Palette	(4 Kannen je Karton)
G	= 50 Kannen je Palette	
H	= 22 Kannen je Palette	
I	= 5040 Tuben je Palette	(24 Tuben je Karton)
J	= 1728 Tuben je Palette	(12 Tuben je Karton)
K	= 60 Eimer je Palette	
L	= 1800 Tuben je Palette	(40 Tuben je Karton)
M	= 18 Kannen je Palette	
N	= 300 Kannen je Palette	(10 Kannen je Karton)
O	= 64 Kannen je Palette	(4 Kannen je Karton)
P	= 12 Kannen je Palette	
R	= 36 Kannen je Palette	
S	= 1 Stück	

*Pallet units:

A	= 1728 containers per pallet	(24 containers per box)
B	= 1200 containers per pallet	(20 containers per box)
D	= 600 containers per pallet	(10 containers per box)
E	= 360 containers per pallet	(10 containers per box)
F	= 144 containers per pallet	(4 containers per box)
G	= 50 containers per pallet	
H	= 22 containers per pallet	
I	= 5040 tubes per pallet	(24 tubes per box)
J	= 1728 tubes per pallet	(12 tubes per box)
K	= 60 buckets per pallet	
L	= 1800 tubes per pallet	(40 tubes per box)
M	= 18 containers per pallet	
N	= 300 containers per pallet	(10 tubes per box)
O	= 64 containers per pallet	(4 containers per box)
P	= 12 containers per pallet	
R	= 36 containers per pallet	
S	= 1 piece	

** not available in the USA and CANADA

Bremsen-Servicegeräte und Werkzeug

Brake service equipment and tools

Um Werkstätten sicheres und professionelles Arbeiten rund um die Bremse zu ermöglichen, bietet ATE zudem ein breites Sortiment an Prüfgeräten und Spezialwerkzeugen an. Es reicht von qualitativ hochwertigen Bremsenwerkzeugen für den täglichen Gebrauch bis hin zu komplexen Prüfgeräten für Service- und Diagnosearbeiten.

To enable garages to perform safe and professional work on any aspect of brake systems, ATE also offers a wide range of testing equipment and special tools. Its scope covers high quality brake tools for everyday use as well as sophisticated testing equipment for servicing and diagnostics work.

Neue Produkteigenschaften

New product features



Der mobile Bremsflüssigkeitstester mit Drucker

ATE BFT 320P in Kürze:

Der ATE BFT 320P ermöglicht durch direktes und laborgenaues Messen der Siedetemperatur eine sichere Aussage über den Zustand der Bremsflüssigkeit. Bei diesem Vorgang wird die Bremsflüssigkeit durch Aufkochen bis zum Siedepunkt erhitzt. Die dabei ermittelte Temperatur wird in Grad Celsius angezeigt. Zusätzlich zu dieser Messung ist es ratsam, die Bremsflüssigkeit einer Sichtkontrolle zu unterziehen. Bei zu hohem Verschmutzungsgrad muss sie ebenfalls gewechselt werden.

The mobile brake fluid tester and printer

ATE BFT 320P in brief:

The ATE BFT 320P measures the boiling temperature of brake fluid directly and with laboratory precision, providing an accurate assessment of its state. In this process, the brake fluid is heated up to boiling point. The boiling point temperature that has been found is displayed in degrees Celsius. Besides measuring the temperature, you are also advised to check the brake fluid visually. If it is too dirty, it must also be changed.

Spezialwerkzeuge für den professionellen Bremsenservice Special tools for professional brake servicing



Neue Produkteigenschaften New product features

ATE FB 30^{SR} in Kürze:

Das neue ATE FB 30^{SR} setzt Maßstäbe bei den Bremsenlüftungsgeräten. Durch die elektronische Druckregelung (EDR) mit vorgegebenen Druckstufen nach Fahrzeugherstellervorgaben, die integrierte Absaugvorrichtung sowie die drei Signalleuchten wird der Bremsflüssigkeitswechsel und das Entlüften der Bremsanlage noch professioneller und sicherer. Das neue Fahrgestell mit vier Rädern, davon zwei Lenkrollen und der verbesserte Handgriff machen das neue FB 30^{SR} noch bedienungsfreundlicher.

www.ate.de



Weitere Informationen zu den Werkzeugen gibt es im ATE Online Werkzeugkatalog unter www.ate.de oder bei Ihrem ATE Fachhändler.

ATE FB 30^{SR} in brief:

The ATE FB 30^{SR} was specially developed for modern, low-viscosity brake fluids with a view to ensuring absolute safety and ease-of-use. Thanks to its switched-mode power pack and countryspecific power cable, the FB 30^{SR} can be used anywhere in the world with all usual power supply voltages. The power cables are plugged securely into the FB 30^{SR} by means an IEC power plug that can be locked in position and are available as accessories. The FB 30^{SR} is supplied with a power cable and earthed plug.

www.ate-brakes.com



Further information about the tools can be found in the ATE online tool catalogue at www.ate-brakes.com or from your specialist ATE dealer.

Feldübergreifende Sicherheit

Safety across the board



Qualität benötigt professionellen Schutz

ATE setzt auf Produktverpackungen bereits seit Jahren erfolgreich ein zweistufiges Sicherheitsetikett ein, das eine eindeutige Identifizierung von Original ATE Produkten ermöglicht.

Die erste Stufe des Sicherheitsetiketts stellt der tesa Priospot® dar. Die Holografie-Technik mit verschiedenen Prüf- und Sicherheitsmechanismen ist nicht zu fälschen und schützt somit sogar das Etikett selbst vor Nachahmern. Mit dem tesa Priospot® wurden die Merkmale des tesa Holospot® – der weiterhin im Markt verfügbar ist und nach wie vor höchste Sicherheit bietet – noch weiter entwickelt.

Quality requires professional protection

ATE has for years been affixing a two-stage safety label on its product packaging with great success as it permits a clear identification of original ATE products.


The first stage of the safety label is the tesa Priospot®. This holographic technology with a variety of checking and security mechanisms is forgery-proof and protects even the label itself from imitations. With the tesa Priospot®, the features of the tesa Holospot® – still available on the market and still providing the highest level of security – were further enhanced.

Produkt- und Markenschutz

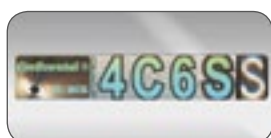
Product and trademark protection

Die zweite Stufe ist ein DataMatrix Code, genannt MAPP Code. Die vier letzten Ziffern dieses MAPP Codes werden immer auch im Holo- bzw. Priospot dargestellt – für ein Höchstmaß an Sicherheit. Der Code kann per Scanner oder durch manuelle Eingabe auf der ATE Website überprüft werden und zeigt sofort an, ob es sich bei dem Produkt um ein Originalteil handelt. Außerdem ist die Abfrage per Mobiltelefon in Verbindung mit entsprechender Software wie der ATE App möglich.

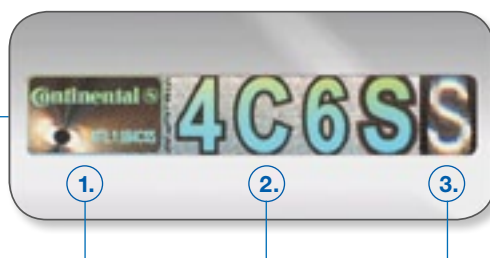
The second stage is a DataMatrix code, called the MAPP code. The last four characters of this MAPP code are always imaged in the Holospot/Priospot – for maximum security. The code can be checked by scanner or by manual entry at the ATE Website and indicates immediately whether the product is an original part. An inquiry can also be made by a mobile phone in conjunction with suitable software such as the ATE app.



tesa Holospot®



tesa Priospot®



1. Hochauflösende HDI Grafik & Micro Code
Identifizierung mit einfacher Lupe.

1. High definition HDI graphics & Micro Code
Identification with a simple magnifier.

2. Serien Code

Findet sich in den letzten 4 Ziffern des MAPP Codes wieder. Identifizierung mit bloßem Auge.

2. Series code

Found in the last four characters of the MAPP code. Identification with the naked eye.

3. Moving Code

Wiederholt die letzte Stelle des Sicherheitscodes. Identifizierung mit bloßem Auge.

3. Moving Code

Repeats the last digit of the security code. Identification with the naked eye.



MAPP Code

Die letzten vier Ziffern entsprechen dem Serien Code des Holo- bzw. Priospots.

MAPP Code

The last four characters match the series code of the Holospot/Priospot.

Wir lieben Oldies

We like oldies

In dem Ihnen vorliegenden Katalog befinden sich keine ATE Classic Artikel. Weitere Informationen, sowie den ATE Classic Katalog finden Sie unter: www.ate-classic.de

There are no ATE Classic products in this catalogue. For more information and the ATE Classic catalogue visit: www.ate-classic.de



Old- und Youngtimer wecken Emotionen. Sie werden liebevoll restauriert und gepflegt. Denn sie sollen ihren Besitzern möglichst lange erhalten bleiben. Neben dem optischen Anspruch sollen sie natürlich auch sicher im Straßenverkehr unterwegs sein. Hierzu brauchen sie vor allem intakte Bremsen.

Classic cars touch our emotions. They are lovingly restored and cared for. Their owners want to keep them in good condition for as long as possible. In addition to looking right they must, of course, also be safe on the roads. Above all, this means that brakes must be working properly.

ATE Classic: Vorteile im Überblick

- Umfangreiches Produktprogramm – speziell für Pkw und Nutzfahrzeuge, die älter sind als 20 Jahre
- Übersichtlicher ATE Classic Katalog
- Schnelle Lieferung der im Katalog gelisteten Ersatzteile über den Fachhandel
- Verfügbarkeit des ATE Classic Programms in elektronischen Teilekatalogen (TecDoc)
- Sichere und originalgetreue Bremsenreparatur dank ATE Bremserersatzteilen in OE-Qualität
- Beratung über technisch gleichwertige Alternativen
- Hilfestellung beim Beschaffen vergriffener Ersatzteile
- Stärkt die Klassik-Kompetenz von Handel und Kfz-Werkstätten und öffnet den Zugang zu neuen Kundengruppen

ATE Classic: Overview of benefits

- Comprehensive product range – especially for cars and commercial vehicles over 20 years old
- ATE Classic catalogue in clearly arranged format
- Fast delivery of spare parts listed in the catalogue through specialist retailers
- Availability of ATE Classic range in electronic parts catalogs (TecDoc)
- Safe and true-to-original brake repairs with ATE spare brake parts in OE quality.
- Advice about alternatives meeting the same technical standards
- Help obtaining spare parts that are no longer generally available
- Reinforces the expertise with classic cars at dealers and motor-vehicle garages, and opens up access to new customer groups



- ① D Neue Artikel
- ① EN New parts
- ① FR Nouvelles références
- ① IT Codici nuovi
- ① ES Nuevas referencias
- ① NL Nieuwe artikelen
- ① DA Nye artikler
- ① SV Nya artiklar
- ① HU Új termékek
- ① PT Novo artigos
- ① RU Новые позиции
- ① CZ Nové výrobky
- ① PL Nowe artykuły
- ① EL Νέο προϊόν
- ① TR Yeni ürün
- ① ZH 新件
- ① JA 新商品
- ① AR المنتجات الجديدة

Neue Artikel

New parts - Codici nuovi - Nouvelles références - Nuevas referencias



03.0137-0501.2	650501	MAZDA	2 (DE) (07-)	13.0460-0137.2	610137	CITROEN	C-CROSSER (07-13)
03.0137-0502.2	650502	DAIHATSU	CHARADE (11-)	13.0460-0137.2	610137	MITSUBISHI	GRANDIS (04-10)
03.0137-0502.2	650502	TOYOTA	YARIS (06-)	13.0460-0137.2	610137	MITSUBISHI	LANCER Evolution (CZ_A) (07-)
03.0137-0502.2	650502	TOYOTA	YARIS (11-)	13.0460-0137.2	610137	MITSUBISHI	LANCER Sportback (CX_A) (08-)
03.0137-0503.2	650503	NISSAN	PIXO (K10B) (09-)	13.0460-0137.2	610137	MITSUBISHI	OUTLANDER II (06-)
03.0137-0503.2	650503	SUZUKI	ALTO (09-)	13.0460-0137.2	610137	MITSUBISHI	PAJERO (00-07)
03.0137-3020.2	653020	TOYOTA	COROLLA VERSO (04-09)	13.0460-0137.2	610137	MITSUBISHI	PAJERO (07-)
03.0137-3021.2	653021	HONDA	CR-V II (02-06)	13.0460-0137.2	610137	PEUGEOT	4007 (07-12)
03.0137-3021.2	653021	HONDA	CR-V III (07-12)	13.0460-0138.2	610138	TOYOTA	COROLLA (02-04)
03.0137-3024.2	653024	HYUNDAI	GETZ (02-09)	13.0460-0138.2	610138	TOYOTA	COROLLA (04-06)
03.0137-3024.2	653024	HYUNDAI	SONATA (98-04)	13.0460-0139.2	610139	HYUNDAI	COUPE (GK) (02-09)
03.0137-3024.2	653024	KIA	MAGENTIS (01-05)	13.0460-0139.2	610139	HYUNDAI	ELANTRA (06-11)
03.0137-3029.2	653029	HYUNDAI	iX35 (10-)	13.0460-0139.2	610139	HYUNDAI	SONATA (98-04)
03.0137-4018.2	654018	CITROEN	EVASION (94-02)	13.0460-0139.2	610139	HYUNDAI	TUCSON (04-10)
03.0137-4018.2	654018	FIAT	ULYSSE (94-02)	13.0460-0139.2	610139	KIA	MAGENTIS (01-05)
03.0137-4018.2	654018	LANCIA	ZETA (94-02)	13.0460-0139.2	610139	KIA	MAGENTIS (05-10)
03.0137-4018.2	654018	PEUGEOT	806 (94-02)	13.0460-0139.2	610139	KIA	SOUL (09-)
03.0137-9303.2	669303	FIAT	500 (07-)	13.0460-0139.2	610139	KIA	SPORTAGE (04-10)
03.0137-9303.2	669303	FIAT	500C Cabrio (09-)	13.0460-0140.2	610140	CHEVROLET	EPICA (05-10)
03.0137-9303.2	669303	FIAT	PANDA (03-13)	13.0460-0140.2	610140	CHEVROLET	EVANDA (05-06)
03.0137-9303.2	669303	FORD	KA II (08-)	13.0460-0140.2	610140	CHEVROLET	NUBIRA (05-10)
03.0137-9306.2	669306	MAZDA	2 (DE) (07-)	13.0460-0140.2	610140	CHEVROLET	REZZO (05-09)
03.0137-9307.2	669307	CITROEN	C-CROSSER (07-13)	13.0460-0140.2	610140	DAEWOO	EVANDA (02-05)
03.0137-9307.2	669307	MITSUBISHI	GRANDIS (04-10)	13.0460-0140.2	610140	DAEWOO	LANOS (97-02)
03.0137-9307.2	669307	MITSUBISHI	LANCER Evolution (CZ_A) (07-)	13.0460-0140.2	610140	DAEWOO	LEGANZA (97-02)
03.0137-9307.2	669307	MITSUBISHI	OUTLANDER II (06-)	13.0460-0140.2	610140	DAEWOO	MAGNUS (99-)
03.0137-9307.2	669307	PEUGEOT	4007 (07-12)	13.0460-0140.2	610140	DAEWOO	NUBIRA (97-99)
03.0137-9307.2	669307	SUBARU	FORESTER (08-)	13.0460-0140.2	610140	DAEWOO	NUBIRA (99-05)
03.0137-9307.2	669307	SUBARU	IMPREZA (08-)	13.0460-0140.2	610140	DAEWOO	REZZO (00-05)
03.0520-1415.3	691415	OPEL	AGILA / Vauxhall Agila Mk I (00-07)	13.0460-0140.2	610140	DAEWOO	TACUMA (00-05)
03.0520-1415.3	691415	SUBARU	JUSTY (G3X) (03-07)	13.0460-0144.2	610144	MERCEDES BENZ A-Klasse (W168)	(97-04)
03.0520-1415.3	691415	SUZUKI	IGNIS II (03-)	13.0460-0144.2	610144	MERCEDES BENZ A-Klasse (W169)	(04-11)
03.0520-1415.3	691415	SUZUKI	WAGON R+ (00-)	13.0460-0144.2	610144	MERCEDES BENZ Vaneo (BM414)	(02-05)
03.0520-4517.3	694517	HYUNDAI	ACCENT II (00-05)	13.0460-0146.2	610146	CITROEN	C2 (03-09)
03.0520-4617.3	694617	HYUNDAI	ATOS (98-08)	13.0460-0146.2	610146	CITROEN	C3 (02-09)
03.0520-4617.3	694617	HYUNDAI	ATOS PRIME (99-08)	13.0460-0148.2	610148	NISSAN	ALMERA (N16) (00-06)
03.0520-4817.3	694817	SEAT	IBIZA V / ST / SPORTCOUPE (08-)	13.0460-0148.2	610148	NISSAN	PRIMERA (P11E) Limousine (96-02)
03.0520-4817.3	694817	SEAT	Mii (12-)	13.0460-0148.2	610148	NISSAN	PRIMERA (W11) Kombi (98-02)
03.0520-4817.3	694817	SKODA	CITIGO (12-)	13.0460-0149.2	610149	KIA	RIO I (DC) (00-05)
03.0520-4817.3	694817	VOLKSWAGEN	POLO V (09-)	13.0460-0149.2	610149	MAZDA	DEMIO (98-02)
03.0520-4817.3	694817	VOLKSWAGEN	up (11-)	13.0460-0150.2	610150	MITSUBISHI	ECLIPSE II (95-99)
03.0520-7419.3	697419	HYUNDAI	ACCENT II (00-05)	13.0460-0150.2	610150	MITSUBISHI	GALANT (92-96)
03.0520-7519.3	697519	HYUNDAI	ACCENT I (94-99)	13.0460-0150.2	610150	MITSUBISHI	PAJERO PININ / SHOGUN PININ (GB) (99-05)
03.0520-7619.3	697619	FORD	FIESTA VI (08-)	13.0460-0150.2	610150	MITSUBISHI	SPACE RUNNER (99-03)
13.0460-0134.2	610134	CHRYSLER	PT CRUISER (00-10)	13.0460-0154.2	610154	LAND ROVER	DISCOVERY I (89-98)
13.0460-0135.2	610135	CHEVROLET	CAPTIVA (06-)	13.0460-0154.2	610154	LAND ROVER	DISCOVERY II (94-04)
13.0460-0135.2	610135	HYUNDAI	TERRACAN (01-07)	13.0460-2759.2	602759	BMW	Z4 Roadster/E89 (09-)
13.0460-0135.2	610135	OPEL	ANTARA / Vauxhall Antara (06-)	13.0460-2762.2	602762	LAND ROVER	DISCOVERY IV (09-)
13.0460-0136.2	610136	TOYOTA	CELICA (99-05)	13.0460-2762.2	602762	LAND ROVER	RANGE ROVER III (LM) (02-12)
13.0460-0136.2	610136	TOYOTA	COROLLA (02-04)	13.0460-2762.2	602762	LAND ROVER	RANGE ROVER SPORT (LS) (05-)
13.0460-0136.2	610136	TOYOTA	COROLLA VERSO (02-04)	13.0460-2774.2	602774	NISSAN	MICRA (K13K) (10-)
13.0460-0136.2	610136	TOYOTA	PRIUS (00-03)	13.0460-3854.2	603854	TOYOTA	VERSO (09-)
13.0460-0136.2	610136	TOYOTA	PRIUS (03-09)	13.0460-3857.2	603857	BMW	1er Reihe/F20/F21 Limousine (11-)
13.0460-0136.2	610136	TOYOTA	YARIS (99-05)	13.0460-3857.2	603857	BMW	3er Reihe/F30 Limousine (12-)
13.0460-0136.2	610136	TOYOTA	YARIS VERSO (99-05)	13.0460-3857.2	603857	BMW	3er Reihe/F31 Touring (12-)

Neue Artikel

New parts - Codici nuovi - Nouvelles références - Nuevas referencias



13.0460-3857.2	603857	BMW	3er Reihe/F34 GT (13-)
13.0460-3857.2	603857	BMW	4er Reihe/F32 Coupe (13-)
13.0460-3857.2	603857	BMW	X3 (10-)
13.0460-3858.2	603858	AUDI	A1 / A1 Sportback (10-)
13.0460-3858.2	603858	AUDI	A3 / A3 Sportback (03-13)
13.0460-3858.2	603858	AUDI	A3 Cabrio (08-13)
13.0460-3858.2	603858	SEAT	ALTEA (5P1) (04-)
13.0460-3858.2	603858	SEAT	ALTEA XL (5P5) (06-)
13.0460-3858.2	603858	SEAT	LEON II (1P1) (05-12)
13.0460-3858.2	603858	SKODA	OCTAVIA II (1Z) (04-13)
13.0460-3858.2	603858	SKODA	SUPERB II (08-)
13.0460-3858.2	603858	SKODA	SUPERB Kombi (09-)
13.0460-3858.2	603858	SKODA	YETI (09-)
13.0460-3858.2	603858	VOLKSWAGEN	CADDY III (04-)
13.0460-3858.2	603858	VOLKSWAGEN	EOS (06-)
13.0460-3858.2	603858	VOLKSWAGEN	GOLF VI (08-)
13.0460-3858.2	603858	VOLKSWAGEN	GOLF VI Variant (09-)
13.0460-3858.2	603858	VOLKSWAGEN	GOLF VI Cabriolet (11-)
13.0460-3858.2	603858	VOLKSWAGEN	JETTA VI (11-)
13.0460-3858.2	603858	VOLKSWAGEN	BEETLE (11-)
13.0460-3858.2	603858	VOLKSWAGEN	BEETLE Cabriolet (12-)
13.0460-3858.2	603858	VOLKSWAGEN	SCIROCCO (08-)
13.0460-3858.2	603858	VOLKSWAGEN	TOURAN (03-)
13.0460-3863.2	603863	ALFA ROMEO	MITO (08-)
13.0460-3863.2	603863	CITROEN	NEMO (08-)
13.0460-3863.2	603863	FIAT	FIORINO / FIORINO QUBO (08-)
13.0460-3863.2	603863	FIAT	PUNTO / PUNTO EVO (09-)
13.0460-3863.2	603863	FIAT	GRANDE PUNTO (06-11)
13.0460-3863.2	603863	PEUGEOT	BIPPER (08-)
13.0460-3864.2	603864	FIAT	500 (07-)
13.0460-3864.2	603864	FIAT	500C Cabrio (09-)
13.0460-3864.2	603864	FIAT	PUNTO / PUNTO EVO (09-)
13.0460-3864.2	603864	FIAT	GRANDE PUNTO (06-11)
13.0460-4839.2	604839	MERCEDES BENZ	C-Klasse (W204) Limousine (07-)
13.0460-4839.2	604839	MERCEDES BENZ	C-Klasse (S204) Kombi (07-)
13.0460-4839.2	604839	MERCEDES BENZ	C-Klasse (C204) Coupe (11-)
13.0460-4839.2	604839	MERCEDES BENZ	CL-Klasse (C216) Coupe (06-)
13.0460-4839.2	604839	MERCEDES BENZ	CLS-Klasse (C219) Coupe (04-10)
13.0460-4839.2	604839	MERCEDES BENZ	E-Klasse (W211) Limousine (02-09)
13.0460-4839.2	604839	MERCEDES BENZ	E-Klasse (S211) Kombi (03-09)
13.0460-4839.2	604839	MERCEDES BENZ	E-Klasse (W212) Limousine (09-)
13.0460-4839.2	604839	MERCEDES BENZ	GL-Klasse (X166) (12-)
13.0460-4839.2	604839	MERCEDES BENZ	M-Klasse (W166) (11-)
13.0460-4839.2	604839	MERCEDES BENZ	S-Klasse (W221) (06-13)
13.0460-4839.2	604839	MERCEDES BENZ	SL-Klasse (R230) (01-11)
13.0460-4840.2	604840	PORSCHE	CAYENNE I (03-10)
13.0460-4852.2	604852	PORSCHE	CAYENNE I (03-10)
13.0460-4852.2	604852	PORSCHE	PANAMERA (10-)
13.0460-4852.2	604852	VOLKSWAGEN	TOUAREG I (03-10)
13.0460-4852.2	604852	VOLKSWAGEN	TOUAREG II (10-)
13.0460-4860.2	604860	RENAULT	MASCOTT (99-04)
13.0460-4863.2	604863	MERCEDES BENZ	CLS-Klasse (C218) Coupe (10-)
13.0460-4863.2	604863	MERCEDES BENZ	CLS-Klasse (X218) Shooting Brake (12-)
13.0460-4863.2	604863	MERCEDES BENZ	E-Klasse (W212) Limousine (09-)
13.0460-4863.2	604863	MERCEDES BENZ	E-Klasse (S212) Kombi (09-)



13.0460-4864.2	604864	AUDI	A6 (4F2/C6) Limousine (04-11)
13.0460-4864.2	604864	AUDI	A6 (4F5/C6) Avant (05-11)
13.0460-5636.2	605636	HYUNDAI	iX55 (08-)
13.0460-5645.2	605645	HYUNDAI	ELANTRA (11-)
13.0460-5645.2	605645	HYUNDAI	VELOSTER (11-)
13.0460-5793.2	605793	SUBARU	IMPREZA Limousine (05-07)
13.0460-5793.2	605793	SUBARU	IMPREZA Kombi (05-07)
13.0460-5793.2	605793	SUBARU	LECACY (09-)
13.0460-5793.2	605793	SUBARU	OUTBACK (09-)
13.0460-6922.2	606922	LAND ROVER	DISCOVERY I (89-98)
13.0460-6922.2	606922	LAND ROVER	DISCOVERY II (94-04)
13.0460-6926.2	606926	LAND ROVER	DISCOVERY I (89-98)
13.0460-7261.2	607261	BMW	5er Reihe/F07 GT GRAN TURISMO (09-)
13.0460-7261.2	607261	BMW	7er Reihe/F01/F02/F03/F04 (08-)
13.0460-7261.2	607261	BMW	X5 (07-13)
13.0460-7261.2	607261	BMW	X5 (13-)
13.0460-7261.2	607261	BMW	X6 (08-)
13.0460-7282.2	607282	JEEP	GRAND CHEROKEE IV (WK) (10-)
13.0460-7282.2	607282	MERCEDES BENZ	GL-Klasse (X166) (12-)
13.0460-7282.2	607282	MERCEDES BENZ	M-Klasse (W166) (11-)
13.0460-7283.2	607283	MERCEDES BENZ	GL-Klasse (X166) (12-)
13.0460-7283.2	607283	MERCEDES BENZ	M-Klasse (W166) (11-)
13.0470-2716.2	LD2716	BMW	5er Reihe/F10 Limousine (10-)
13.0470-2716.2	LD2716	BMW	5er Reihe/F11 Touring (10-)
13.0470-2716.2	LD2716	BMW	6er Reihe/F12 Cabrio (11-)
13.0470-2716.2	LD2716	BMW	6er Reihe/F13 Coupe (11-)
13.0470-2716.2	LD2716	BMW	6er Reihe/F06 Gran Coupe (12-)
13.0470-7268.2	LD7268	BMW	5er Reihe/F10 Limousine (10-)
13.0470-7268.2	LD7268	BMW	5er Reihe/F11 Touring (10-)
13.0470-7282.2	LD7282	JEEP	GRAND CHEROKEE IV (WK) (10-)
13.0470-7282.2	LD7282	MERCEDES BENZ	GL-Klasse (X166) (12-)
13.0470-7282.2	LD7282	MERCEDES BENZ	M-Klasse (W166) (11-)
24.0109-0160.1	409160	SUZUKI	SWIFT III (05-10)
24.0109-0162.1	409162	HONDA	INSIGHT (09-)
24.0109-0162.1	409162	HONDA	JAZZ (08-)
24.0109-0167.1	409167	FIAT	SEDICI (06-)
24.0109-0167.1	409167	SUZUKI	SX4 (06-)
24.0109-0169.1	409169	HONDA	ACCORD IX Limousine (08-)
24.0109-0169.1	409169	HONDA	ACCORD IX Kombi (08-)
24.0109-0170.1	409170	TOYOTA	URBAN CRUISER (09-)
24.0110-0340.1	410340	CHEVROLET	LACETTI (05-10)
24.0110-0340.1	410340	CHEVROLET	NUBIRA (05-10)
24.0110-0340.1	410340	DAEWOO	LACETTI (04-05)
24.0110-0340.1	410340	DAEWOO	NUBIRA (99-05)
24.0110-0350.1	410350	TOYOTA	CELICA (93-99)
24.0110-0351.1	410351	MERCEDES BENZ	SL-Klasse (R230) (01-11)
24.0110-0357.1	410357	HYUNDAI	iX20 (10-)
24.0110-0357.1	410357	KIA	VENGA (10-)
24.0110-0358.1	410358	MINI	R60 Countryman (10-)
24.0110-0358.1	410358	MINI	R61 Paceman (12-)
24.0110-0359.1	410359	ALFA ROMEO	GIULIETTA (10-)
24.0110-0360.1	410360	CITROEN	C4 Aircross (12-)
24.0110-0360.1	410360	MITSUBISHI	ASX (10-)
24.0110-0360.1	410360	PEUGEOT	4007 (07-12)
24.0110-0360.1	410360	PEUGEOT	4008 (12-)

Neue Artikel

New parts - Codici nuovi - Nouvelles références - Nuevas referencias



24.0110-0361.1	410361	CHRYSLER	SEBRING Cabriolet (JS) (07-10)
24.0110-0361.1	410361	JEEP	COMPASS (MK49) (06-)
24.0110-0361.1	410361	JEEP	PATRIOT (MK74) (07-)
24.0110-0361.1	410361	LANCIA	FLAVIA (12-)
24.0110-0362.1	410362	KIA	CERATO (09-)
24.0110-0362.1	410362	KIA	CERATO KOUP (09-)
24.0110-0362.1	410362	KIA	SOUL (09-)
24.0110-0363.1	410363	CHRYSLER	SEBRING (JS) (07-10)
24.0110-0363.1	410363	JEEP	COMPASS (MK49) (06-)
24.0110-0363.1	410363	JEEP	PATRIOT (MK74) (07-)
24.0110-0364.1	410364	LEXUS	CT 200 (11-)
24.0110-0366.1	410366	SUBARU	BRZ Coupe (Z10) (12-)
24.0110-0366.1	410366	SUBARU	FORESTER (08-)
24.0110-0366.1	410366	SUBARU	IMPREZA (08-)
24.0110-0366.1	410366	SUBARU	LECACY (09-)
24.0110-0366.1	410366	SUBARU	OUTBACK (09-)
24.0110-0368.1	410368	HYUNDAI	ELANTRA (11-)
24.0110-0368.1	410368	HYUNDAI	VELOSTER (11-)
24.0110-0370.1	410370	HYUNDAI	i40 (12-)
24.0110-0370.1	410370	HYUNDAI	i40 CW Kombi (11-)
24.0111-0146.1	411146	HYUNDAI	SANTA FE II (CM) (06-)
24.0111-0170.1	411170	HYUNDAI	SANTA FE II (CM) (06-)
24.0111-0170.1	411170	HYUNDAI	SANTA FE III (DM) (12-)
24.0111-0170.1	411170	KIA	SORENTO (XM) (09-)
24.0111-0171.1	411171	FORD	FOCUS III (11-)
24.0111-0172.1	411172	FORD	C-MAX II (10-)
24.0111-0172.1	411172	FORD	GRAND C-MAX (10-)
24.0111-0172.1	411172	FORD	KUGA II (13-)
24.0111-0175.1	411175	BMW	1er Reihe/F20/F21 Limousine (11-)
24.0112-0173.1	412173	SUZUKI	SWIFT II (96-04)
24.0112-0188.1	412188	CHEVROLET	CRUZE (09-)
24.0112-0188.1	412188	CHEVROLET	TRAX (12-)
24.0112-0188.1	412188	OPEL	ASTRA J / GTC / Vauxhall Astra MK VI (09-)
24.0112-0188.1	412188	OPEL	ASTRA J Sports Tourer/Vau.Astra Sports Tourer (10-)
24.0112-0190.1	412190	OPEL	MOVANO B (10-)
24.0112-0191.1	412191	OPEL	MOVANO B (10-)
24.0112-0191.1	412191	RENAULT	MASTER III Kasten / Combi / Bus (FV/JV) (10-)
24.0112-0191.1	412191	RENAULT	MASTER III Pritsche/Fahrgestell (EV/UV) (10-)
24.0112-0195.1	412195	SUZUKI	KIZASHI (10-)
24.0116-0130.1	416130	DAIHATSU	CUORE (07-)
24.0116-0130.1	416130	DAIHATSU	SIRION (05-)
24.0116-0130.1	416130	DAIHATSU	TREVIS (06-)
24.0116-0130.1	416130	SUBARU	JUSTY (07-)
24.0116-0134.1	416134	FORD	TRANSIT (06-)
24.0118-0153.1	418153	OPEL	MOVANO B (10-)
24.0120-0207.1	420207	KIA	SORENTO (JC) (02-09)
24.0120-0227.1	420227	CHEVROLET	AVEO (T200,T250) (04-11)
24.0120-0227.1	420227	CHEVROLET	KALOS (05-08)
24.0120-0227.1	420227	CHEVROLET	SPARK (10-)
24.0120-0229.2	420229	BMW	5er Reihe/F10 Limousine (10-)
24.0120-0229.2	420229	BMW	5er Reihe/F11 Touring (10-)
24.0120-0234.1	420234	BMW	X3 (10-)
24.0120-0237.1	420237	BMW	1er Reihe/F20/F21 Limousine (11-)
24.0120-0237.1	420237	BMW	3er Reihe/F30 Limousine (12-)
24.0120-0237.1	420237	BMW	3er Reihe/F31 Touring (12-)



24.0120-0237.1	420237	BMW	3er Reihe/F34 GT (13-)
24.0120-0237.1	420237	BMW	4er Reihe/F32 Coupe (13-)
24.0122-0264.1	422264	NISSAN	CABSTAR E (F24E) (06-)
24.0122-0264.1	422264	RENAULT	MAXITY (SHF/SHT) (06-)
24.0122-0266.1	422266	RENAULT	MASCOTT (99-04)
24.0122-0267.1	422267	RENAULT	MASCOTT (99-04)
24.0122-0272.1	422272	AUDI	A4 (B8) Limousine (07-)
24.0122-0272.1	422272	AUDI	A4 (B8) Avant (08-)
24.0122-0272.1	422272	AUDI	A5 / A5 Sportback (07-)
24.0122-0272.1	422272	AUDI	A5 Cabrio (09-)
24.0122-0272.1	422272	AUDI	A6 (4G2/C7) Limousine (11-)
24.0122-0272.1	422272	AUDI	A6 (4G5/C7) Avant (11-)
24.0122-0272.1	422272	AUDI	A6 Allroad (12-)
24.0122-0272.1	422272	AUDI	A7 Sportback (10-)
24.0122-0272.1	422272	AUDI	A8 (09-)
24.0122-0272.1	422272	AUDI	Q5 (08-)
24.0122-0273.1	422273	AUDI	A6 (4G2/C7) Limousine (11-)
24.0122-0273.1	422273	AUDI	A6 (4G5/C7) Avant (11-)
24.0122-0273.1	422273	AUDI	A7 Sportback (10-)
24.0122-0273.1	422273	AUDI	A8 (09-)
24.0122-0276.1	422276	SUBARU	TREZIA (11-)
24.0122-0276.1	422276	TOYOTA	URBAN CRUISER (09-)
24.0122-0276.1	422276	TOYOTA	VERSO S (10-)
24.0122-0277.1	422277	NISSAN	MICRA (K13K) (10-)
24.0124-0219.2	424219	BMW	X5 (07-13)
24.0124-0219.2	424219	BMW	X6 (08-)
24.0124-0226.1	424226	MERCEDES BENZ	SL-Klasse (R230) (01-11)
24.0124-0231.2	424231	BMW	1er Reihe/E82 Coupe (07-)
24.0124-0231.2	424231	BMW	3er Reihe/E90 Limousine (05-12)
24.0124-0231.2	424231	BMW	3er Reihe/E92 Coupe (06-13)
24.0124-0231.2	424231	BMW	3er Reihe/E93 Cabrio (07-)
24.0124-0232.2	424232	BMW	1er Reihe/E82 Coupe (07-)
24.0124-0232.2	424232	BMW	3er Reihe/E90 Limousine (05-12)
24.0124-0232.2	424232	BMW	3er Reihe/E92 Coupe (06-13)
24.0124-0232.2	424232	BMW	3er Reihe/E93 Cabrio (07-)
24.0124-0233.2	424233	BMW	5er Reihe/F10 Limousine (10-)
24.0124-0233.2	424233	BMW	5er Reihe/F11 Touring (10-)
24.0124-0233.2	424233	BMW	5er Reihe/F07 GT GRAN TURISMO (09-)
24.0124-0233.2	424233	BMW	6er Reihe/F12 Cabrio (11-)
24.0124-0233.2	424233	BMW	6er Reihe/F13 Coupe (11-)
24.0124-0233.2	424233	BMW	6er Reihe/F06 Gran Coupe (12-)
24.0124-0233.2	424233	BMW	7er Reihe/F01/F02/F03/F04 (08-)
24.0124-0237.1	424237	CHEVROLET	EPICA (05-10)
24.0124-0238.1	424238	NISSAN	CUBE (Z12) (10-)
24.0124-0238.1	424238	NISSAN	TIIDA Schraegheck (C11X) (07-)
24.0124-0238.1	424238	NISSAN	TIIDA Stufenheck (SC11X) (07-)
24.0124-0241.1	424241	BMW	5er Reihe/F07 GT GRAN TURISMO (09-)
24.0124-0241.1	424241	BMW	7er Reihe/F01/F02/F03/F04 (08-)
24.0124-0242.2	424242	BMW	Z4 Roadster/E89 (09-)
24.0124-0243.1	424243	HYUNDAI	H-1 KASTEN (00-07)
24.0125-0199.1	425199	FORD	C-MAX II (10-)
24.0125-0199.1	425199	FORD	FOCUS III (11-)
24.0126-0161.1	426161	RENAULT	MASCOTT (99-04)
24.0126-0162.1	426162	MITSUBISHI	GRANDIS (04-10)
24.0126-0164.1	426164	MITSUBISHI	LANCER Stufenheck/Sportlimousine (CY_A) (07-)

Neue Artikel

New parts - Codici nuovi - Nouvelles références - Nuevas referencias



24.0126-0164.1	426164	mitsubishi	LANCER Sportback (CX_A) (08-)
24.0126-0168.1	426168	ALFA ROMEO	GIULIETTA (10-)
24.0126-0169.1	426169	HYUNDAI	H-1 KASTEN (00-07)
24.0126-0169.1	426169	HYUNDAI	H-1 STAREX (07-)
24.0126-0169.1	426169	HYUNDAI	i800 Bus (07-)
24.0126-0170.1	426170	CHRYSLER	SEBRING (JS) (07-10)
24.0126-0170.1	426170	CHRYSLER	SEBRING Cabriolet (JS) (07-10)
24.0126-0170.1	426170	JEEP	COMPASS (MK49) (06-)
24.0126-0170.1	426170	JEEP	PATRIOT (MK74) (07-)
24.0126-0170.1	426170	mitsubishi	ASX (10-)
24.0126-0170.1	426170	mitsubishi	OUTLANDER III (12-)
24.0126-0171.1	426171	KIA	CARENS III (06-13)
24.0126-0172.1	426172	SUZUKI	KIZASHI (10-)
24.0128-0242.1	428242	NISSAN	QASHQAI / QASHQAI +2 (J10,JJ10) (07-)
24.0128-0242.1	428242	RENAULT	KOLEOS (HY0_) (08-)
24.0128-0246.1	428246	PORSCHE	911 COUPE (997) (04-)
24.0128-0246.1	428246	PORSCHE	911 CABRIO (997) (05-)
24.0128-0246.1	428246	PORSCHE	911 TARGA (997) (06-)
24.0128-0247.1	428247	PORSCHE	911 COUPE (997) (04-)
24.0128-0247.1	428247	PORSCHE	911 CABRIO (997) (05-)
24.0128-0247.1	428247	PORSCHE	911 TARGA (997) (06-)
24.0128-0248.1	428248	HYUNDAI	SANTA FE II (CM) (06-)
24.0128-0248.1	428248	HYUNDAI	SANTA FE III (DM) (12-)
24.0128-0248.1	428248	KIA	SORENTO (XM) (09-)
24.0128-0249.1	428249	TOYOTA	HILUX (05-)
24.0128-0250.1	428250	FORD	MONDEO IV (07-)
24.0128-0252.1	428252	OPEL	MOVANO B (10-)
24.0128-0252.1	428252	RENAULT	MASTER III Kasten / Combi / Bus (FV/JV) (10-)
24.0128-0252.1	428252	RENAULT	MASTER III Pritsche/Fahrgestell (EV/UV) (10-)
24.0128-0253.1	428253	FIAT	DOBLO (10-)
24.0128-0253.1	428253	OPEL	COMBO D / Vauxhall Combo D (11-)
24.0128-0254.1	428254	BMW	X3 (10-)
24.0128-0256.1	428256	HYUNDAI	i40 (12-)
24.0128-0256.1	428256	HYUNDAI	i40 CW Kombi (11-)
24.0128-0256.1	428256	HYUNDAI	iX35 (10-)
24.0128-0256.1	428256	KIA	CARENS IV (13-)
24.0128-0256.1	428256	KIA	SPORTAGE (10-)
24.0128-0258.1	428258	HYUNDAI	i40 (12-)
24.0128-0258.1	428258	HYUNDAI	i40 CW Kombi (11-)
24.0130-0204.1	430204	SUBARU	FORESTER (13-)
24.0130-0204.1	430204	SUBARU	LEGACY (03-09)
24.0130-0204.1	430204	SUBARU	LECACY (09-)
24.0130-0204.1	430204	SUBARU	OUTBACK (03-09)
24.0130-0204.1	430204	SUBARU	OUTBACK (09-)
24.0130-0216.2	430216	BMW	Z4 Roadster/E89 (09-)
24.0130-0218.2	430218	BMW	5er Reihe/F10 Limousine (10-)
24.0130-0218.2	430218	BMW	5er Reihe/F11 Touring (10-)
24.0130-0219.1	430219	AUDI	TT Coupe (06-)
24.0130-0219.1	430219	AUDI	TT Roadster (07-)
24.0130-0220.1	430220	SEAT	ALHAMBRA II (10-)
24.0130-0220.1	430220	VOLKSWAGEN	SHARAN II (10-)
24.0130-0221.1	430221	AUDI	A4 (B8) Limousine (07-)
24.0130-0221.1	430221	AUDI	A4 (B8) Avant (08-)
24.0130-0221.1	430221	AUDI	A4 Allroad (09-)
24.0130-0221.1	430221	AUDI	A5 / A5 Sportback (07-)



24.0130-0221.1	430221	AUDI	A5 Cabrio (09-)
24.0130-0221.1	430221	AUDI	A6 (4G2/C7) Limousine (11-)
24.0130-0221.1	430221	AUDI	A6 (4G5/C7) Avant (11-)
24.0130-0221.1	430221	AUDI	A7 Sportback (10-)
24.0130-0221.1	430221	AUDI	Q5 (08-)
24.0130-0222.1	430222	AUDI	A4 (B8) Limousine (07-)
24.0130-0222.1	430222	AUDI	A4 (B8) Avant (08-)
24.0130-0222.1	430222	AUDI	A5 / A5 Sportback (07-)
24.0130-0222.1	430222	AUDI	A5 Cabrio (09-)
24.0130-0222.1	430222	AUDI	A6 (4G2/C7) Limousine (11-)
24.0130-0222.1	430222	AUDI	A6 (4G5/C7) Avant (11-)
24.0130-0222.1	430222	AUDI	A7 Sportback (10-)
24.0130-0222.1	430222	AUDI	Q5 (08-)
24.0130-0224.1	430224	OPEL	ASTRA J / GTC / Vauxhall Astra MK VI (09-)
24.0130-0224.1	430224	OPEL	ASTRA J Sports Tourer/Vau.Astra Sports Tourer (10-)
24.0130-0224.1	430224	OPEL	ZAFIRA III Tourer / Vauxhall Zafira III Tourer (11-)
24.0130-0225.1	430225	AUDI	A3 / A3 Sportback (12-)
24.0130-0225.1	430225	SKODA	OCTAVIA III (5E) (13-)
24.0130-0225.1	430225	VOLKSWAGEN	CC COUPE (11-)
24.0130-0225.1	430225	VOLKSWAGEN	GOLF VII (12-)
24.0130-0225.1	430225	VOLKSWAGEN	PASSAT CC (08-11)
24.0130-0225.1	430225	VOLKSWAGEN	PASSAT / PASSAT VARIANT (10-)
24.0130-0225.1	430225	VOLKSWAGEN	PASSAT ALLTRACK (12-)
24.0132-0172.1	432172	HONDA	ACCORD IX Limousine (08-)
24.0132-0172.1	432172	HONDA	ACCORD IX Kombi (08-)
24.0134-0103.1	434103	AUDI	A6 (4G2/C7) Limousine (11-)
24.0134-0103.1	434103	AUDI	A6 (4G5/C7) Avant (11-)
24.0134-0103.1	434103	AUDI	A7 Sportback (10-)
24.0136-0112.2	436112	BMW	X5 (07-13)
24.0136-0112.2	436112	BMW	X5 (13-)
24.0136-0112.2	436112	BMW	X6 (08-)
24.0136-0113.2	436113	BMW	X5 (07-13)
24.0136-0113.2	436113	BMW	X5 (13-)
24.0136-0113.2	436113	BMW	X6 (08-)
24.0136-0114.2	436114	BMW	5er Reihe/F10 Limousine (10-)
24.0136-0114.2	436114	BMW	5er Reihe/F11 Touring (10-)
24.0136-0114.2	436114	BMW	5er Reihe/F07 GT GRAN TURISMO (09-)
24.0136-0114.2	436114	BMW	6er Reihe/F12 Cabrio (11-)
24.0136-0114.2	436114	BMW	6er Reihe/F13 Coupe (11-)
24.0136-0114.2	436114	BMW	6er Reihe/F06 Gran Coupe (12-)
24.0136-0114.2	436114	BMW	7er Reihe/F01/F02/F03/F04 (08-)
24.0136-0115.2	436115	BMW	5er Reihe/F10 Limousine (10-)
24.0136-0115.2	436115	BMW	5er Reihe/F11 Touring (10-)
24.0136-0115.2	436115	BMW	5er Reihe/F07 GT GRAN TURISMO (09-)
24.0136-0115.2	436115	BMW	6er Reihe/F12 Cabrio (11-)
24.0136-0115.2	436115	BMW	6er Reihe/F13 Coupe (11-)
24.0136-0115.2	436115	BMW	6er Reihe/F06 Gran Coupe (12-)
24.0136-0115.2	436115	BMW	7er Reihe/F01/F02/F03/F04 (08-)
24.0136-0118.2	436118	BMW	5er Reihe/F10 Limousine (10-)
24.0136-0118.2	436118	BMW	5er Reihe/F11 Touring (10-)
24.0136-0118.2	436118	BMW	5er Reihe/F07 GT GRAN TURISMO (09-)
24.0136-0118.2	436118	BMW	6er Reihe/F12 Cabrio (11-)
24.0136-0118.2	436118	BMW	6er Reihe/F13 Coupe (11-)
24.0136-0118.2	436118	BMW	6er Reihe/F06 Gran Coupe (12-)
24.0136-0118.2	436118	BMW	7er Reihe/F01/F02/F03/F04 (08-)

Neue Artikel

New parts - Codici nuovi - Nouvelles références - Nuevas referencias



24.0136-0119.2	436119	BMW	5er Reihe/F10 Limousine (10-)
24.0136-0119.2	436119	BMW	5er Reihe/F11 Touring (10-)
24.0136-0119.2	436119	BMW	5er Reihe/F07 GT GRAN TURISMO (09-)
24.0136-0119.2	436119	BMW	6er Reihe/F12 Cabrio (11-)
24.0136-0119.2	436119	BMW	6er Reihe/F13 Coupe (11-)
24.0136-0119.2	436119	BMW	6er Reihe/F06 Gran Coupe (12-)
24.0136-0119.2	436119	BMW	7er Reihe/F01/F02/F03/F04 (08-)
24.0136-0120.2	436120	BMW	5er Reihe/F07 GT GRAN TURISMO (09-)
24.0136-0120.2	436120	BMW	7er Reihe/F01/F02/F03/F04 (08-)
24.0136-0121.2	436121	BMW	5er Reihe/F07 GT GRAN TURISMO (09-)
24.0136-0121.2	436121	BMW	7er Reihe/F01/F02/F03/F04 (08-)
24.0218-0008.1	480313	HYUNDAI	ACCENT II (00-05)
24.0218-0048.1	480314	HONDA	JAZZ (02-08)
24.0220-0706.2	480215	KIA	RIO I (DC) (00-05)
24.0220-3038.1	480315	HYUNDAI	GETZ (02-09)
24.0220-3726.2	480216	FORD	FIESTA V (02-08)
24.0220-3726.2	480216	FORD	FUSION (02-12)
24.0220-3729.2	480217	CITROEN	C2 (03-09)
24.0220-3729.2	480217	CITROEN	C3 (02-09)
24.0220-3729.2	480217	CITROEN	C3 Pluriel (03-10)
24.0220-3729.2	480217	PEUGEOT	206 Limousine (98-09)
24.0220-3729.2	480217	PEUGEOT	206 SW (02-07)
24.0220-3729.2	480217	PEUGEOT	206 PLUS (09-13)
24.0220-3729.2	480217	PEUGEOT	1007 (05-11)
24.0220-3737.2	480218	RENAULT	TWINGO II (CN0_) (07-)
24.0225-4020.1	480310	LAND ROVER	FREELANDER (LN) (98-06)
24.0229-5004.1	480312	TOYOTA	4-RUNNER (88-96)
24.0229-5004.1	480312	TOYOTA	HILUX (88-97)
24.0229-5004.1	480312	TOYOTA	HILUX (97-05)
24.0710-2021.1	360312	MINI	R50/R53 (00-06)
24.0710-2021.1	360312	MINI	R52 Cabrio (04-08)
24.0711-5277.3	360322	BMW	3er Reihe/E46 (98-06)
24.0711-5277.3	360322	BMW	Z4 Roadster/E85 (03-08)
24.0711-5277.3	360322	BMW	Z4 Coupe/E86 (06-08)
24.0711-5349.3	360332	OPEL	INSIGNIA / Vauxhall Insignia (08-)
24.0711-5349.3	360332	OPEL	INSIGNIA Sports Tourer / Vauxh. Insignia SportsTourer (08-)
24.0711-5349.3	360332	SAAB	9-5 II (10-12)
24.0711-6188.3	360087	BMW	1er Reihe/E81/E87 Limousine (04-11)
24.0711-6188.3	360087	BMW	1er Reihe/E82 Coupe (07-)
24.0711-6188.3	360087	BMW	1er Reihe/E88 Cabrio (08-)
24.0711-6188.3	360087	BMW	3er Reihe/E90 Limousine (05-12)
24.0711-6188.3	360087	BMW	3er Reihe/E92 Coupe (06-13)
24.0711-6348.3	360334	MERCEDES BENZ	CL-Klasse (C216) Coupe (06-)
24.0711-6348.3	360334	MERCEDES BENZ	S-Klasse (W221) (06-13)
24.0711-6349.3	360333	MERCEDES BENZ	CL-Klasse (C216) Coupe (06-)
24.0711-6349.3	360333	MERCEDES BENZ	S-Klasse (W221) (06-13)



- Ⓓ Ersetzte Artikel
- Ⓔ Replaced parts
- Ⓕ Références remplacées
- Ⓖ Codici sostitutivi
- Ⓔ Referencias de sustitución
- Ⓗ Vervangen artikelen
- Ⓓ Erstattede artikler
- Ⓔ Utbytta artiklar
- Ⓗ Helyettesített alkatrészek
- Ⓖ Artigos substituídos
- Ⓔ Замененные номера
- Ⓒ Nahrazené výrobky
- Ⓖ Artykuły zastąpione
- Ⓔ Αντικατεστημένοι αριθμοί
- Ⓖ Değiştirilen ürün
- Ⓔ 替代件
- Ⓖ 呢充商品
- Ⓔ المنتجات المعوّضة



- Ⓓ Fahrzeugregister
- Ⓔ Index of vehicles
- Ⓕ Liste des véhicules
- Ⓖ Indice autovetture
- Ⓔ Índice de vehículos
- Ⓖ Voertuigregister
- Ⓓ Køretøjsregister
- Ⓔ Fordonsregister
- Ⓖ Járműlista
- Ⓖ Registo automóvel
- Ⓔ Перечень автомобилей
- Ⓖ Rejstřík vozidel
- Ⓖ Indeks pojazdów
- Ⓖ Κατάλογος οχημάτων
- Ⓖ Araç kaydı
- Ⓔ 汽吹登瑞翻
- Ⓖ 然兩索引
- Ⓖ سجل العربة

**ALFA ROMEO**

145 (94-01)	32
146 (94-01)	32
147 (01-10)	33
155 (92-97)	34
156 (97-05)	34
159 (05-11)	35
164 (92-98)	36
166 (98-07)	36
BRERA (06-11)	37
GIULIETTA (10-)	37
GT (04-10)	37
GTV (95-05)	38
MITO (08-)	38
SPIDER (95-05)	39
SPIDER (06-11)	40

ASTON MARTIN

CYGNET (11-)	40
---------------	----

AUDI

80 (91-95)	40
80 Quattro (92-95)	41
100 (91-94)	41
100 Quattro (91-94)	42
A1 / A1 Sportback (10-)	42
A2 (00-05)	44
A3 (96-03)	44
A3 / A3 Sportback (03-13)	46
A3 Cabrio (08-13)	50
A3 / A3 Sportback (12-)	51
A4 (B5) (95-01)	52
A4 (B6/B7) (01-08)	54
A4 (B8) Limousine (07-)	60
A4 (B8) Avant (08-)	63
A4 Allroad (09-)	67
A4 Cabrio (02-08)	68
A5 / A5 Sportback (07-)	70
A5 Cabrio (09-)	74
A6 / A6 Avant (4A/C4) (94-97)	77
A6 / A6 Avant (4B/C5) (97-05)	77
A6 Allroad (00-05)	79
A6 (4F2/C6) Limousine (04-11)	80
A6 (4F5/C6) Avant (05-11)	83
A6 Allroad (06-11)	86
A6 (4G2/C7) Limousine (11-)	87
A6 (4G5/C7) Avant (11-)	89
A6 Allroad (12-)	90
A7 Sportback (10-)	90
A8 (94-02)	91
A8 (03-09)	92
A8 (09-)	93
CABRIO (91-00)	94
COUPE (89-96)	94
COUPE Quattro (87-96)	95
Q3 (11-)	96
Q5 (08-)	96
Q7 (06-)	99
TT Coupe (98-06)	101
TT Roadster (99-06)	101
TT Coupe (06-)	102
TT Roadster (07-)	103

BENTLEY

ARNAGE	104
AZURE	104
CONTINENTAL	104

BMW

1er Reihe/E81/E87 Limousine (04-11)	104
1er Reihe/E82 Coupe (07-)	106
1er Reihe/E88 Cabrio (08-)	107
1er Reihe/F20/F21 Limousine (11-)	109
3er Reihe/E36 (91-00)	109
3er Reihe/E46 (98-06)	113
3er Reihe/E90 Limousine (05-12)	118
3er Reihe/E91 Touring (05-12)	122
3er Reihe/E92 Coupe (06-13)	126
3er Reihe/E93 Cabrio (07-)	128
3er Reihe/F30 Limousine (12-)	130
3er Reihe/F31 Touring (12-)	131
3er Reihe/F34 GT (13-)	132
4er Reihe/F32 Coupe (13-)	132
5er Reihe/E34 (88-96)	133
5er Reihe/E39 (96-03)	134
5er Reihe/E60 Limousine (03-10)	137
5er Reihe/E61 Touring (04-10)	139
5er Reihe/F10 Limousine (10-)	142
5er Reihe/F11 Touring (10-)	143
5er Reihe/F07 GT GRAN TURISMO (09-)	144
6er Reihe/E63 Coupe (04-11)	145
6er Reihe/E64 Cabrio (04-11)	146
6er Reihe/F12 Cabrio (11-)	147
6er Reihe/F13 Coupe (11-)	147

BMW

6er Reihe/F06 Gran Coupe (12-)	147
7er Reihe/E32 (86-94)	148
7er Reihe/E38 (93-01)	149
7er Reihe/E65/E66 (02-08)	150
7er Reihe/F01/F02/F03/F04 (08-)	151
8er Reihe/E31 (90-99)	153
X1 (09-)	153
X3 (03-10)	154
X3 (10-)	155
X5 (00-07)	155
X5 (07-13)	156
X5 (13-)	157
X6 (08-)	158
Z3 (95-02)	159
Z4 Roadster/E85 (03-08)	160
Z4 Coupe/E86 (06-08)	160
Z4 Roadster/E89 (09-)	161
Z8 (00-03)	161

CHEVROLET

AVEO (T200,T250) (04-11)	162
AVEO (T300) (11-)	162
CAPTIVA (06-)	162
CRUZE (09-)	164
EPICA (05-10)	165
EVANDA (05-06)	165
IMPALA (99-05)	165
KALOS (05-08)	165
LACETTI (05-10)	165
LANOS (05-)	165
MALIBU (V300) (12-)	166
MATIZ (05-10)	166
NUBIRA (05-10)	166
ORLANDO (11-)	167
REZZO (05-09)	167
SPARK (05-10)	167
SPARK (10-)	168
TRANS SPORT (96-05)	168
TRAX (12-)	168
VOLT (11-)	168

CHRYSLER

300 C Limousine (04-12)	168
300 C Touring (04-10)	168
300 M (LR) (98-04)	168
CONCORDE (LP41) (92-97)	169
CONCORDE (C 41) (97-03)	169
CROSSFIRE Coupe (03-08)	169
CROSSFIRE Cabrio (04-08)	169
INTREPID (DH41)/INTREPID ES (DP41) (93-)	169
NEON (PL) (94-99)	169
NEON II (99-06)	169
NEW YORKER (CH41) / LHS (CP41) (93-98)	170
PT CRUISER (00-10)	170
STRATUS (JA,JX) (95-01)	170
SEBRING (JR) (01-07)	170
SEBRING (JS) (07-10)	170
SEBRING Cabriolet (JR) (01-07)	171
SEBRING Cabriolet (JS) (07-10)	171
VISION (XP41) (93-97)	171
VOYAGER (ES) (90-95)	171
VOYAGER (GS) (95-01)	171
VOYAGER (RG) (00-08)	172

CITROEN

AX (86-98)	172
BERLINGO (MF) Kombi (96-08)	173
BERLINGO (M_) Kasten (96-08)	175
BERLINGO (B9) (08-)	176
C1 (05-)	176
C2 (03-09)	176
C3 (02-09)	177
C3 Picasso (09-)	178
C3 Pluriel (03-10)	179
C3 II (09-)	180
C4 I Limousine (LC_) (04-10)	180
C4 I Coupe (04-10)	182
C4 I Grand Picasso (06-13)	184
C4 I Picasso (07-13)	184
C4 II Limousine (B7) (10-)	185
C4 Aircross (12-)	185
C-ELYSEE (12-)	185
C5 I Limousine (01-04)	186
C5 I Kombi (01-04)	186
C5 II Limousine (04-08)	187
C5 II Kombi (04-08)	188
C5 III Limousine (X7) (08-)	188
C5 III Kombi (X7) (08-)	190
C6 (05-12)	191
C8 (02-)	192
C-CROSSER (07-13)	192
C-Zero (10-)	192
DS3 (09-)	192
DS3 Cabrio (13-)	193
DS4 (11-)	193

CITROEN

DS5 (11-)	194
EVASION (94-02)	194
JUMPER Bus (94-02)	195
JUMPER Kasten (94-02)	196
JUMPER Pritsche/Fahrgestell (94-02)	198
JUMPER (02-06)	200
JUMPER (06-)	200
JUMPY Kombi (95-06)	202
JUMPY Kasten (95-06)	202
JUMPY Pritsche/Fahrgestell (99-06)	203
JUMPY (07-)	203
NEMO (08-)	204
SAXO (96-04)	204
XANTIA (X1) Limousine (93-97)	206
XANTIA (X1) Kombi (95-97)	207
XANTIA (X2) Limousine (98-03)	208
XANTIA (X2) Kombi (98-03)	209
XM (Y3) Limousine (89-94)	210
XM (Y3) Kombi (91-94)	210
XM (Y4) Limousine (94-00)	211
XM (Y4) Kombi (94-00)	211
XSARA (N1) Limousine (97-05)	212
XSARA (N2) Kombi (97-05)	214
XSARA (N0) Coupe (97-05)	215
XSARA Picasso (N68) (00-10)	216
ZX (N2) Limousine (91-97)	217
ZX (N2) Kombi (93-98)	219

DACIA

DOKKER (12-)	220
DOKKER Express (12-)	220
DUSTER (HS_) (10-)	220
LODGY (JS_) (12-)	220
LOGAN Express (FS_) (09-)	220
LOGAN Limousine (LS_) (04-13)	221
LOGAN MCV Kombi (KS_) (07-13)	222
LOGAN Pick-up (US_) (08-)	223
LOGAN II Limousine (LS2_) (12-)	224
SANDERO (08-13)	224
SANDERO II (B52_) (12-)	225

DAEWOO

ARANOS (95-97)	225
CIELO (94-98)	225
ESPERO (95-99)	225
EVANDA (02-05)	225
KALOS (02-05)	225
KORANDO (KJ) (99-)	226
LACETTI (04-05)	226
LANOS (97-02)	226
LEGANZA (97-02)	226
MAGNUS (99-)	226
MATIZ (98-05)	227
MUSSO (FJ) (99-)	227
NEXIA (95-97)	227
NUBIRA (97-99)	227
NUBIRA (99-05)	227
REZZO (00-05)	228
TACUMA (00-05)	228

DAIHATSU

APPLAUSE I (89-97)	228
APPLAUSE II (97-00)	228
CHARADE (93-01)	228
CHARADE (GB) (03-07)	229
CHARADE (11-)	229
COPEL (03-12)	229
CUORE (90-94)	229
CUORE (94-98)	229
CUORE (98-03)	230
CUORE (03-07)	230
CUORE (07-)	230
FEROZA (88-95)	230
GRAN MOVE (96-02)	230
MATERIA (06-)	230
MOVE (96-02)	231
ROCKY 4x4 (84-99)	231
SIRION (98-04)	231
SIRION (05-)	231
TERIOS (J1) (97-05)	231
TERIOS (J2) (05-)	232
TREVIS (06-)	232
YRV (01-06)	232

DAIMLER

XJ (40,81) (89-94)	232
--------------------	-----

FIAT

500 (07-)	232
500C Cabrio (09-)	233
ALBEA (02-)	234



**FIAT**

BARCETTA (95-04)	234
BRAVA (95-01)	234
BRAVO (95-01)	236
BRAVO (07-)	237
CINQUECENTO (92-98)	237
COUPE (94-00)	237
CROMA (91-96)	238
CROMA (05-10)	238
DOBLO (01-10)	239
DOBLO (10-)	241
DUCATO (94-02)	241
DUCATO (02-06)	244
DUCATO (06-)	244
FIORINO (93-01)	246
FIORINO / FIORINO QUBO (08-)	246
IDEA (04-12)	246
LINEA (07-11)	247
MAREA (96-02)	248
MULTIPLA (98-08)	248
PALIO / PALIO WEEKEND EUROPA (97-06)	249
PALIO SW / SIENA (PL) (98-06)	249
PANDA (86-02)	249
PANDA (03-13)	250
PANDA SUV (06-)	251
PANDA (12-)	251
PUNTO (93-00)	251
PUNTO (00-03)	252
PUNTO (03-06)	252
PUNTO / PUNTO EVO (09-)	253
GRANDE PUNTO (06-11)	254
SCUDO (95-06)	255
SCUDO (07-)	256
SEDIICI (06-)	256
SEICENTO (98-08)	257
STILO / STILO Multi Wagon (01-08)	257
STRADA / PICK-UP (99-)	257
STRADA II (11-)	258
TALENTO (88-94)	258
TEMPRA (93-96)	258
TIPO (93-95)	259
ULYSSE (94-02)	259
ULYSSE (02-11)	260

FORD

C-MAX I (07-10)	261
C-MAX II (10-)	261
GRAND C-MAX (10-)	262
CARGO (87-98)	263
COUGAR (98-00)	263
ECONOVAN (85-92)	263
ESCORT / ORION (91-94)	263
ESCORT VII (95-00)	265
FIESTA III (89-96)	266
FIESTA IV (96-02)	267
FIESTA V (02-08)	268
FIESTA VI (08-)	269
FOCUS I (98-04)	270
FOCUS II (05-11)	270
FOCUS III (11-)	272
FOCUS C-MAX (03-07)	272
FUSION (02-12)	273
GALAXY I (95-06)	274
GALAXY II (06-)	275
KA I (96-08)	276
KA II (08-)	276
KUGA I (08-12)	276
KUGA II (13-)	277
MAVERICK (93-96)	277
MAVERICK (97-98)	277
MAVERICK (01-07)	277
MONDEO I (93-96)	278
MONDEO II (96-00)	278
MONDEO III (00-07)	279
MONDEO IV (07-)	280
PROBE (93-97)	281
PUMA (97-01)	281
SCORPIO / GRANADA (GB) (95-98)	282
S-MAX (06-)	282
STREET KA (03-06)	283
TOURNEO (94-00)	284
TRANSIT (92-94)	284
TRANSIT (95-00)	286
TRANSIT (00-06)	288
TRANSIT (06-)	288
TRANSIT CONNECT / TOURNEO CONNECT (03-)	289

HONDA

ACCORD (90-93)	289
ACCORD (93-98)	290
ACCORD (98-02)	290
ACCORD Coupe (98-03)	291
ACCORD Limousine (03-08)	291
ACCORD Kombi (03-08)	292
ACCORD IX Limousine (08-)	292
ACCORD IX Kombi (08-)	292
CITY (08-)	292
CIVIC (3-türig) (91-95)	292

**HONDA**

CIVIC (4-türig) (91-95)	293
CIVIC (3/4-türig) (95-01)	293
CIVIC (3-türig) (01-05)	293
CIVIC (4-türig) (01-05)	294
CIVIC (5-türig) (94-96)	294
CIVIC (5-türig) (97-01)	294
CIVIC (5-türig) (01-05)	294
CIVIC IX (5-türig) (12-)	295
CIVIC Hatchback (FK/FN) (05-)	295
CIVIC Stufenheck (FD) (05-)	295
CIVIC AERODECK (98-01)	296
CIVIC COUPE (94-95)	296
CIVIC COUPE (96-01)	296
CIVIC COUPE (01-04)	297
CONCERTO (90-95)	297
CR-V I (97-02)	297
CR-V II (02-06)	297
CR-V III (07-12)	298
CR-V IV (12-)	298
CRX (92-98)	299
FR-V (05-)	299
HR-V (99-05)	299
INSIGHT (00-06)	299
INSIGHT (09-)	299
INTEGRA R (97-01)	300
JAZZ (02-08)	300
JAZZ (08-)	300
LEGEND (91-96)	300
LEGEND (96-04)	301
LOGO (99-02)	301
PRELUDE (92-96)	301
PRELUDE (96-00)	301
S2000 (99-04)	301
SHUTTLE / ODYSSEY (95-01)	302
STREAM (01-05)	302

HUNDAI

ACCENT I (94-99)	302
ACCENT II (00-05)	302
ACCENT III (05-)	303
ATOS (98-08)	303
ATOS PRIME (99-08)	303
CENTENNIAL (01-)	304
COUPE (RD) (96-02)	304
COUPE (GK) (02-09)	304
ELANTRA (00-06)	305
ELANTRA (06-11)	305
ELANTRA (11-)	306
GALLOPER (98-03)	306
GETZ (02-09)	306
GRANDEUR (99-05)	307
GRANDEUR (05-10)	307
H-1 KASTEN (00-07)	307
H-1 KASTEN (08-)	308
H-1 STAREX (97-07)	308
H-1 STAREX (07-)	308
H 100 (93-00)	308
HIGHWAY VAN (00-04)	308
i10 (08-)	308
i20 (08-)	309
i30 (07-11)	310
i30 (11-)	310
i30 CW Kombi (08-12)	310
i30 CW Kombi (12-)	311
i40 (12-)	311
i40 CW Kombi (11-)	311
iX20 (10-)	312
iX35 (10-)	312
iX55 (08-)	312
i800 Bus (07-)	313
LANTRA/ELANTRA (90-95)	313
LANTRA/ELANTRA (95-00)	313
LANTRA (00-03)	313
MATRIX (01-08)	314
PONY/EXCEL (89-94)	314
PONY/EXCEL (94-95)	314
S-COUPE (90-96)	314
SANTA FE I (SM) (01-06)	315
SANTA FE II (CM) (06-)	316
SANTA FE III (DM) (12-)	316
SANTAMO (98-02)	316
SONATA (88-93)	317
SONATA (93-98)	317
SONATA (98-04)	317
SONATA (05-)	317
SONATA (09-)	318
TERRACAN (01-07)	318
TIBURON Coupe (06-)	318
TRAJET (00-08)	318
TUCSON (04-10)	319
VELOSTER (11-)	319
XG (98-05)	320
XG (05-)	320

INFINITI

FX35/FX45 (S50) (06-)	320
G35 (V36) (06-)	320

**INFINITI**

M35/M45 (Y50) (06-)	320
---------------------	-----

ISUZU

MIDI (89-00)	320
TROOPER (91-98)	320
TROOPER (98-04)	320

IVECO

CAMPAGNOLA (08-)	320
DAILY I / GRINTA (78-99)	320
DAILY II (99-06)	321
DAILY III (06-)	321
EURO CARGO (06-)	322
MASSIF (08-)	322

JAGUAR

S-Type (CCX) (99-07)	322
X-Type (CF1) Limousine (01-09)	322
X-Type (CF1) Kombi (03-09)	323
XF (CC9) (08-)	323
XF Sportbrake (CC9) (12-)	323
XJ (XJ40,81) (86-94)	323
XJ (X300) (94-97)	324
XJ (NAW,NBW) (97-03)	324
XJ (X350,X358) (03-09)	324
XJS (88-96)	324
XK8 Coupe (QEV) (96-05)	324
XK8 Convertible (QDV) (96-05)	325
XK Coupe (06-)	325
XK Convertible (06-)	325

JEEP

CHEROKEE (XJ) (95-01)	325
CHEROKEE (KJ) (01-08)	325
CHEROKEE (KK) (08-)	325
COMPASS (MK49) (06-)	326
GRAND CHEROKEE I (ZJ) (93-99)	326
GRAND CHEROKEE II (WJ,WG) (99-05)	326
GRAND CHEROKEE IV (WK) (10-)	326
PATRIOT (MK74) (07-)	326
WRANGLER I (YJ) (87-96)	327
WRANGLER II (TJ) (96-07)	327
WRANGLER III (JK) (07-)	327

KIA

BESTA (96-03)	327
BONGO (03-)	327
CARENS I (00-02)	327
CARENS II (02-06)	328
CARENS III (06-13)	328
CARENS IV (13-)	328
CARNIVAL I (99-01)	328
CARNIVAL II (01-06)	328
CARNIVAL III (06-)	328
CEE'D Limousine (06-)	329
CEE'D Kombi (07-)	329
CEE'D (12-)	330
CERATO (04-09)	330
CERATO (09-)	330
CERATO KOUP (09-)	330
CLARUS (96-99)	330
JOICE (00-03)	331
MAGENTIS (01-05)	331
MAGENTIS (05-10)	331
MENTOR I (GB) (96-01)	331
MENTOR II (GB) (01-04)	332
OPIRUS (03-10)	332
PICANTO (BA) (04-11)	332
PICANTO (TA) (11-)	332
PREGIO (97-04)	332
PRIDE Limousine (90-94)	333
PRIDE Limousine (96-00)	333
PRIDE Kombi (99-01)	333
PRIDE (05-)	333
PRO CEE'D (08-)	333
PRO CEE'D (13-)	334
RETONA (99-03)	334
RIO I (DC) (00-05)	334
RIO II (JB) (05-)	334
SEDONA I (GB) (99-01)	335
SEDONA II (GB) (01-06)	335
SEPHIA I (93-98)	335
SEPHIA I (98-01)	335
SEPHIA II (01-04)	335
SHUMA I (97-01)	336
SHUMA II (01-04)	336
SORENTO (JC) (02-09)	336
SORENTO (XM) (09-)	336
SOUL (09-)	337
SPORTAGE (94-03)	337
SPORTAGE (04-10)	337

**KIA**

SPORTAGE (10-)	338
VENGA (10-)	339

LADA

110 Stufenheck (2110) (95-07)	339
111 Kombi (2111) (95-08)	339
112 Fließheck (2112) (95-08)	339
FORMA (2108) (89-95)	340
KALINA (1117/1118/1119) (04-)	340
PRIORA (2170/2172) (08-)	340
SAMARA (2108/2109) (86-99)	340
TOSCANA (2107) (83-96)	341
NIVA II (2123) (02-)	341

LANCIA

DEDRA (94-99)	341
DELTA (94-99)	341
DELTA (08-)	342
FLAVIA (12-)	342
KAPPA (95-01)	342
LYBRA (99-05)	343
MUSA (04-12)	343
PHEDRA (02-10)	344
THEMA (92-94)	344
THEMA (11-)	345
THESIS (02-07)	345
Y 10 (85-95)	345
Y (96-03)	345
YPSILON (03-11)	346
YPSILON (11-)	346
ZETA (94-02)	346

LAND ROVER

DEFENDER Pritsche/Fahrgestell (11-)	347
DISCOVERY I (89-98)	347
DISCOVERY II (94-04)	347
DISCOVERY III (04-09)	347
DISCOVERY IV (08-)	348
FREELANDER (LM) (98-06)	348
FREELANDER 2 (FA) (07-)	349
RANGE ROVER II (LP) (94-02)	349
RANGE ROVER III (LM) (02-12)	349
RANGE ROVER EVOQUE (SAL) (11-)	350
RANGE ROVER SPORT (LS) (05-)	350

LEXUS

CT 200 (11-)	351
ES 300/330 (96-06)	351
ES 350 (06-12)	351
ES 250/300/350 (GSV,ASV,AVV) (12-)	351
GS 300 (93-97)	351
GS 300 (97-05)	351
GS 430 (00-05)	351
GS (GRS_ GWS_) (05-11)	352
GS 250/350/450 (GRL1_) (12-)	352
GX 470 (J12) (01-09)	352
GX 470 (URJ15) (09-)	352
HS 250 (ANF) (09-)	353
IS 200 (99-05)	353
IS 200/220/250 (05-)	353
IS 250/300 (13-)	353
LS 400 (89-94)	353
LS 460 (06-)	353
LS 600 (07-)	354
LX 470 (98-08)	354
LX 570 (URJ) (07-)	354
RX 300 (MCU_) (00-03)	354
RX 300/350/400 (MCU_) (03-08)	354
SC 430 (UZ40) (01-10)	355

MAYBACH

(W240) (02-)	355
--------------	-----

MAZDA

121 (91-96)	355
121 (96-03)	355
2 (DY) (03-07)	356
2 (DE) (07-)	356
3 (BK) (03-09)	356
3 (BL) (09-)	357
323 Limousine/323 F (89-94)	357
323 Limousine/323 C/323 F/323 S (94-98)	358
323 Limousine/323 F/323 P/323 S (98-03)	358
323 Kombi (86-94)	359
5 (CR) (05-10)	359
5 (CW) (10-)	359
6 Limousine (GG) (02-07)	360
6 Kombi (GY) (02-07)	360
6 (GH) (07-)	361

MAZDA

626 (91-97)	361
626 (97-02)	361
626 Kombi (88-92)	362
626 Kombi (92-98)	362
626 Kombi (98-02)	362
B2500 (02-06)	363
BT-50 (06-)	363
CX-7 (06-)	363
CX-9 (07-)	363
DEMIO (98-02)	364
DEMIO (03-)	364
E2000/E2200 Bus (87-97)	364
E2000/E2200 Kasten (87-97)	364
E2000/E2200 Pritsche (87-97)	364
MPV I (94-99)	364
MPV II (99-05)	364
MX-3 (91-98)	365
MX-5 (89-98)	365
MX-5 (98-05)	365
MX-5 (05-)	365
MX-6 (91-97)	366
PREMACY (CP) (99-05)	366
PREMACY (CR) (05-10)	366
RX-8 (03-12)	367
TRIBUTE (00-04)	367
TRIBUTE (04-08)	367
XEDOS 6 (92-00)	367
XEDOS 9 (93-02)	367

MERCEDES BENZ

A-Klasse (W168) (97-04)	367
A-Klasse (W169_) (04-11)	368
B-Klasse (W245) (05-11)	369
CITAN (W415) (12-)	369
C-Klasse (W202) Limousine (93-00)	370
C-Klasse (S202) Kombi (96-01)	372
C-Klasse (W203) Limousine (00-07)	373
C-Klasse (S203) Kombi (01-07)	376
C-Klasse (CL203) Sportcoupe (01-08)	378
C-Klasse (CLC203) Coupe (08-10)	380
C-Klasse (W204) Limousine (07-)	380
C-Klasse (S204) Kombi (07-)	383
C-Klasse (C204) Coupe (11-)	385
CL-Klasse (C140) Coupe (96-99)	386
CL-Klasse (C215) Coupe (99-06)	386
CL-Klasse (C216) Coupe (06-)	386
CLK-Klasse (C208) Coupe (97-02)	387
CLK-Klasse (A208) Cabrio (98-03)	388
CLK-Klasse (C209) Coupe (02-09)	389
CLK-Klasse (A209) Cabrio (03-09)	390
CLS-Klasse (C219) Coupe (04-10)	391
CLS-Klasse (C218) Coupe (10-)	392
CLS-Klasse (X218) Shooting Brake (12-)	393
E-Klasse (W124) Limousine (93-95)	393
E-Klasse (S124) Kombi (93-96)	394
E-Klasse (C124) Coupe (93-97)	395
E-Klasse (A124) Cabrio (93-98)	396
E-Klasse (W210) Limousine (95-02)	396
E-Klasse (S210) Kombi (96-03)	398
E-Klasse (W211) Limousine (02-09)	399
E-Klasse (S211) Kombi (03-09)	403
E-Klasse (W212) Limousine (09-)	405
E-Klasse (S212) Kombi (09-)	407
E-Klasse (C207) Coupe (09-)	409
E-Klasse (A207) Cabrio (10-)	411
G-Klasse (W463) (90-)	411
G-Klasse (W463) Cabrio (90-)	412
GL-Klasse (X164) (06-12)	413
GL-Klasse (X166) (12-)	413
GLK-Klasse (X204) (08-)	413
M-Klasse (W163) (98-05)	415
M-Klasse (W164) (05-11)	416
M-Klasse (W166) (11-)	417
R-Klasse (W251,V251) (06-12)	417
S-Klasse (W140) (91-93)	418
S-Klasse (W140) (93-98)	418
S-Klasse (W220) (98-06)	419
S-Klasse (W221) (06-13)	420
S-Klasse (W222) (13-)	423
SL-Klasse (R129) (93-01)	423
SL-Klasse (R230) (01-11)	424
SL-Klasse (R231) (12-)	425
SLK-Klasse (R170) (96-04)	425
SLK-Klasse (R171) (04-11)	425
SLK-Klasse (R172) (11-)	426
SLR-Klasse (C199) Coupe (04-09)	426
SLS AMG 63 / ROADSTER (C197) (10-)	427
VANEO (BM414) (02-05)	427
V-Klasse (BM638) (96-03)	427
VIANO (BM639) (03-)	427
VITO (BM638) (96-03)	428
VITO (BM639) (03-)	429
Transporter (BM 631) MB 100 D (87-96)	430
Transporter (BM 901/902) SPRINTER (95-06)	430
Transporter (BM 903/904) SPRINTER (95-06)	431
Transporter (BM 905) SPRINTER (01-06)	433
Transporter (BM 906) SPRINTER (06-)	433
Transporter VARIO (96-)	436

MG

ZR (01-05)	436
ZS (01-05)	436
ZT Limousine (01-05)	437
ZT-T Kombi (01-05)	437
MGF (RD) (95-02)	437
MG TF (02-05)	438

MINI

R50/R53 (00-06)	438
R52 Cabrio (04-08)	438
R55 Clubman (07-)	438
R55 Clubvan (12-)	439
R56 (06-)	439
R57 Cabrio (09-)	440
R58 Coupe (11-)	440
R59 Roadster (12-)	441
R60 Countryman (10-)	441
R61 Paceman (12-)	441

MITSUBISHI

ASX (10-)	442
CARISMA (95-06)	442
COLT/LANCER Limousine (88-92)	443
COLT/LANCER Limousine (92-96)	444
COLT/LANCER Limousine (96-03)	445
COLT (04-)	445
COLT CZC Cabriolet (06-08)	446
ECLIPSE I (91-95)	446
ECLIPSE II (95-99)	446
GALANT (4-türig) (87-92)	446
GALANT (5-türig) (88-92)	447
GALANT (92-96)	447
GALANT (96-03)	448
GALANT Stufenheck (03-)	448
GALLOPER (99-02)	448
GRANDIS (04-10)	448
i (10-)	449
i-MiEV (11-)	449
L 200 (86-96)	449
L 200 (96-06)	449
L 200 (06-)	449
L 300 (86-94)	449
L 400 (96-02)	450
LANCER Evolution (99-03)	450
LANCER Evolution (04-07)	450
LANCER Evolution (CZ_A) (07-)	451
LANCER Limousine (83-07)	451
LANCER Kombi (85-92)	451
LANCER Kombi (92-96)	451
LANCER Kombi (03-07)	451
LANCER Stufenheck/Sportlimousine (CY_A) (07-)	452
LANCER Sportback (CX_A) (08-)	452
OUTLANDER I (03-06)	452
OUTLANDER II (06-)	453
OUTLANDER III (12-)	453
PAJERO (90-00)	454
PAJERO (00-07)	454
PAJERO (07-)	455
PAJERO PININ / SHOGUN PININ (GB) (99-05)	455
PAJERO SPORT / MONTERO (USA) (98-09)	455
PAJERO SPORT (KH_) (09-)	456
SANTAMO (99-03)	456
SIGMA (90-96)	456
SPACE GEAR (95-00)	456
SPACE RUNNER (91-99)	456
SPACE RUNNER (99-03)	457
SPACE STAR (98-06)	457
SPACE WAGON (91-98)	457
SPACE WAGON (98-05)	458

NISSAN

100 NX (B13) (90-94)	458
200 SX (S13) (88-94)	459
200 SX (S14) (94-99)	459
240 SX (S13) (USA) (88-93)	459
350 Z (Z33) (03-09)	459
ALMERA (N15) (95-00)	459
ALMERA (N16) (00-06)	459
ALMERA TINO (V10M) (00-05)	460
AXXESS (M11) (USA) (89-94)	461
CABSTAR E (F23E) (98-06)	461
CABSTAR E (F24E) (06-)	461
CUBE (Z12) (10-)	461
INTERSTAR (X70) (02-10)	461
JUKE (F15) (10-)	461
KUBISTAR (X76) Kombi (03-09)	462
LEAF (EM61) (10-)	462
MAXIMA (J30) (88-94)	463
MAXIMA (A32) (94-99)	463
MAXIMA (CA33) (00-06)	463
MICRA (K11E) (92-02)	463
MICRA (K12E) (03-10)	463
MICRA C+c (CK12E) (05-10)	464
MICRA (K13K) (10-)	464
MURANO (Z50) (03-08)	464



**NISSAN**

MURANO (Z51) (07-)	464
NAVARA (D40M) (05-)	465
NOTE (E11E) (06-13)	465
NOTE (E12E) (13-)	465
NP 300 (D40M) (08-)	465
NV 400 (X62) Bus (11-)	465
NV 400 (X62) Kasten (11-)	465
NV 400 (X62) Pritsche/Fahrgestell (11-)	465
PATHFINDER (R50) (97-04)	466
PATHFINDER (R51M) (05-)	466
PATROL (260) (89-95)	466
PATROL GR I (Y60) (88-97)	466
PATROL GR II (Y61) (97-10)	466
PICK-UP (D21) (85-97)	466
PICK-UP (D22) (98-07)	467
PICK-UP (D22S) (06-)	467
PIXO (K10B) (09-)	467
PRAIRIE (M11) (EUROPA) (88-94)	467
PRIMASTAR (X83) Bus (01-)	468
PRIMASTAR (X83) Kasten/Pritsche (02-)	468
PRIMERA (P10E) Limousine (90-96)	468
PRIMERA (P11E) Limousine (96-02)	469
PRIMERA (P12E) Limousine (02-08)	469
PRIMERA (W10) Kombi (90-98)	470
PRIMERA (W11) Kombi (98-02)	470
PRIMERA (W12) Kombi (02-08)	470
QASHQAI / QASHQAI +2 (J10, JJ10) (07-)	471
SERENA/VANETTE CARGO (C23M/963) (92-01)	472
SUNNY (N14) Limousine (90-95)	472
SUNNY (Y10) Kombi (90-00)	473
TEANA (J31) (03-08)	473
TEANA (J32) (08-)	473
TERRANO I (WD21) (87-97)	473
TERRANO II (R20) (93-06)	473
TIIDA Schraegheck (C11X) (07-)	473
TIIDA Stufenheck (SC11X) (07-)	474
URVAN (E24) (87-97)	474
VANETTE (C220) (87-95)	474
VANETTE Bus (GC22) (86-95)	474
VANETTE Kasten (GC22) (87-95)	474
X-TRAIL (T30) (01-07)	474
X-TRAIL (T31) (07-)	475

OPEL

ADAM / Vauxhall Adam (13-)	476
AGILA / Vauxhall Agila Mk I (00-07)	476
AGILA / Vauxhall Agila Mk II (08-)	476
ANTARA / Vauxhall Antara (06-)	477
AMPERA / Vauxhall Ampera (11-)	477
ARENA / Vauxhall Arena (97-01)	478
ASTRA F / Vauxhall Astra MKIII (91-01)	478
ASTRA G / Vauxhall Astra MKIV (98-04)	480
ASTRA H / GTC / Vauxhall Astra Mk V (04-10)	482
ASTRA H Caravan/Vau. Astra MKV Estate (04-10)	483
ASTRA H TwinTop (06-10)	484
ASTRA J / GTC / Vauxhall Astra MK VI (09-)	485
ASTRA J Sports Tourer/Vau. Astra Sports Tourer (10-)	486
CALIBRA / Vauxhall Calibra (89-97)	487
CAMPO (91-96)	488
CAMPO (97-01)	488
CASCADA / Vauxhall Cascada (13-)	488
COMBO / Vauxhall Combo (01-11)	488
COMBO D / Vauxhall Combo D (11-)	489
CORSA B / Vauxhall Corsa (93-00)	489
CORSA C / Vauxhall Corsa MK II (00-06)	490
CORSA D / Vauxhall Corsa MK III (06-)	491
FRONTERA A (92-98)	492
FRONTERA B (98-04)	493
GT (07-09)	493
INSIGNIA / Vauxhall Insignia (08-)	493
INSIGNIA Sports Tourer / Vauxh. Insignia SportsTourer (08-)	495
MERIVA A / Vauxhall Meriva Mk I (03-10)	497
MERIVA B / Vauxhall Meriva Mk II (10-)	498
MONTEREY (92-98)	498
MONTEREY (98-99)	498
MOVANO A (98-10)	499
MOVANO B (10-)	499
OMEGA B / Vauxhall Omega (94-03)	500
SIGNUM / Vauxhall Signum (03-08)	501
SINTRA / Vauxhall Sintra (97-99)	502
SPEEDSTER / Vauxhall VX220 (00-05)	502
TIGRA / Vauxhall Tigra (94-00)	502
TIGRA TWIN TOP / Vau. Tigra Twin Top (04-09)	502
VECTRA A / Vauxhall Cavalier (89-95)	503
VECTRA B / Vauxhall Vectra (96-02)	504
VECTRA C (F68, F69)/Vau. Vectra MK II (02-08)	505
VECTRA C Caravan (F35) / Vau. MK II (03-08)	506
VIVARO (01-)	507
ZAFIRA I / Vauxhall Zafira I (99-05)	508
ZAFIRA II / Vauxhall Zafira II (05-11)	508
ZAFIRA III Tourer / Vauxhall Zafira III Tourer (11-)	509

PEUGEOT

106 (91-96)	510
106 (96-04)	511
107 (05-)	512

**PEUGEOT**

205 (91-98)	513
206 Limousine (98-09)	514
206 CC (00-07)	516
206 SW (02-07)	516
206 PLUS (09-13)	517
207 Limousine (06-12)	518
207 CC (07-)	519
207 SW (07-)	519
208 (12-)	520
301 (12-)	520
306 Limousine (3/5-türig) (93-01)	521
306 Limousine (4-türig) (94-01)	523
306 Cabriolet (94-03)	525
306 Kombi (97-02)	525
307 Limousine (00-07)	526
307 Break (02-08)	527
307 CC (03-09)	529
307 SW (02-08)	529
308 Limousine (07-)	530
308 SW (08-)	531
308 CC (09-)	532
309 (85-93)	532
405 (93-95)	533
406 Limousine (95-04)	535
406 Kombi (96-04)	536
406 Coupe (97-05)	537
407 Limousine / SW (04-11)	538
407 Coupe (05-11)	539
505 (79-93)	540
508 (10-)	540
508 SW (10-)	541
605 (90-99)	542
607 (00-10)	542
806 (94-02)	543
807 (02-)	544
1007 (05-11)	544
2008 (13-)	545
3008 (09-)	545
4007 (07-12)	546
4008 (12-)	546
5008 (09-)	546
BIPPER (08-)	546
BOXER Bus (94-02)	547
BOXER Kasten (94-02)	548
BOXER Pritsche/Fahrgestell (94-02)	550
BOXER (02-06)	551
BOXER (06-)	552
EXPERT Kombi (95-06)	553
EXPERT Kasten (95-06)	554
EXPERT Pritsche/Fahrgestell (95-06)	555
EXPERT / Expert Tepee (07-)	555
PARTNER Kombi (96-08)	556
PARTNER Kasten (96-08)	557
PARTNER Tepee/Kasten (B9) (08-)	558
RCZ (10-)	558
iON (10-)	558

PONTIAC

TRANS SPORT (97-)	558
-------------------	-----

PORSCHE

911 CABRIO (964) (89-94)	558
911 (993) (93-97)	559
911 TARGA (993) (95-97)	559
911 CABRIO (993) (94-97)	559
911 (996) (97-05)	559
911 TARGA (996) (01-05)	560
911 CABRIO (996) (98-05)	560
911 COUPE (997) (04-)	560
911 CABRIO (997) (05-)	561
911 TARGA (997) (06-)	562
911 COUPE (991) (11-)	562
911 CABRIO (991) (12-)	562
968 COUPE (91-95)	562
968 CABRIO (91-95)	562
CARRERA GT (980) (03-07)	562
BOXSTER (986) (96-04)	562
BOXSTER (987) (05-11)	563
BOXSTER (981) (12-)	563
CAYENNE I (03-10)	563
CAYENNE II (10-)	565
CAYMAN (987C) (05-12)	566
CAYMAN (981C) (13-)	567
PANAMERA (10-)	567

PROTON

JUMBUCK Pick-up (02-)	567
PERSONA 400 (94-00)	567
SATRIA (00-)	567
WIRA (00-05)	567

RENAULT

AVANTIME (01-03)	567
------------------	-----

**RENAULT**

CAPTUR (J87) (13-)	568
CLIO I Limousine (B/C 57_) (90-98)	568
CLIO I Kasten (S 57_) (91-98)	570
CLIO II Limousine (BB_/CB_) (98-12)	570
CLIO II Kasten (SB_) (98-12)	573
CLIO III (BR_/CR_) (05-12)	573
CLIO III Grandtour (KR_) (08-12)	575
CLIO IV (B98_) (12-)	576
CLIO IV Grandtour (K98_) (12-)	576
DOKKER (K67/F67) (12-)	576
DUSTER (HS_) (11-)	576
ESPACE II (J/S 63_) (91-96)	576
ESPACE III (JE_) (96-02)	577
ESPACE IV (JK_) (02-)	578
EXPRESS/RAPID (F40_) (85-98)	579
FLUENCE (L30_) (10-)	581
KANGOO I (KC_) (98-07)	581
KANGOO II (KW_) (08-)	583
KANGOO Be Bop (KW0_) (09-10)	583
KANGOO Express/Rapid (FC_) (98-07)	583
KANGOO Express/Rapid (FW_) (08-)	585
KOLEOS (HY0_) (08-)	585
LAGUNA I Limousine (B56/556_) (93-00)	586
LAGUNA I Grandtour (K56_) (95-00)	588
LAGUNA II Limousine (BG_) (01-07)	591
LAGUNA II Grandtour (KG_) (01-07)	593
LAGUNA III Limousine (BT0/1) (07-)	594
LAGUNA III Coupe (DT0/1) (07-)	595
LAGUNA III Grandtour (KT0/1) (07-)	596
LATITUDE (L70_) (11-13)	597
LOGAN (LS_) (04-13)	597
LOGAN Kombi (KS_) (04-13)	597
LOGAN Express (07-)	598
MASCOTT (99-04)	598
MASCOTT (04-10)	599
MASTER I Bus (80-98)	599
MASTER I Kasten (80-98)	600
MASTER I Pritsche/Fahrgestell (80-98)	600
MASTER II Bus (JD/ND_) (98-06)	601
MASTER II Kasten (FD_) (98-06)	601
MASTER II Pritsche/Fahrgestell (ED/HD/UD_) (98-06)	602
MASTER II Bus (JD_) (06-10)	603
MASTER II Kasten (FD_) (06-10)	603
MASTER II Pritsche/Fahrgestell (ED/HD/UD_) (06-10)	603
MASTER III Kasten / Combi / Bus (FV/JV) (10-)	604
MASTER III Pritsche/Fahrgestell (EV/UV) (10-)	604
MAXITY (SHF/SHT) (06-)	605
MEGANE I Limousine 3/5-türig (BA/SA_) (96-02)	605
MEGANE I Classic (LA_) (96-02)	607
MEGANE I Coach (DA_) (95-03)	609
MEGANE I Cabrio (EA_) (96-03)	610
MEGANE I Grandtour (KA_) (98-03)	611
MEGANE II Limousine 3/5-türig (BM/CM_) (02-08)	612
MEGANE II Limousine 4-türig (LM_) (03-08)	613
MEGANE II Coupe/Cabrio (EM_) (03-10)	615
MEGANE II Grandtour (KM_) (03-08)	617
MEGANE III Schrägheck (BZ0_) (08-)	618
MEGANE III CC (EZ0_) (10-)	619
MEGANE III Coupe (DZ0_) (08-)	619
MEGANE III Grandtour (KZ_) (08-)	620
MEGANE SCENIC (JA_) (96-99)	620
MODUS/GRAND MODUS (JPO_) (04-13)	622
R19 (3/5-türig) (B53/C53/S53_) (88-95)	623
R19 CHAMADE (L53_) (89-95)	625
R19 Cabriolet (D53_) (91-96)	626
R21 NEVADA (K48_) (86-95)	627
SAFRANE (B54_) (92-00)	629
SANDERO (BS0_) (09-)	630
SCENIC I (JA_) (99-03)	630
SCENIC II (JM_) (03-09)	631
SCENIC III (JZ_) (09-)	633
GRAND SCENIC (JM_) (04-09)	633
GRAND SCENIC (JZ_) (09-)	634
THALIA I (LB_) (98-)	635
THALIA II / SYMBOL (LU_) (08-)	635
TRAFIC I Propulsion (PXX) (89-97)	636
TRAFIC I Kasten (TXX) (89-01)	636
TRAFIC I Bus (TXW) (89-01)	637
TRAFIC II (JL/FL/EL) (01-)	638
TWINGO I Limousine (C06_) (93-07)	638
TWINGO I Kasten (S06_) (93-07)	639
TWINGO II (CNO_) (07-)	639
VEL SATIS (BJO_) (02-09)	640
WIND (E4M_) (10-13)	641
ZOE (12-)	641

ROLLS ROYCE

SILVER SERAPH	641
---------------	-----

ROVER

25-Serie (RF) (99-)	641
45-Serie (RT) (00-)	642
75-Serie (RJ) (99-04)	642
75 Serie (RX) (04-)	642
100-Serie (XP) (90-98)	643
200-Serie (XW) (90-95)	643
200 II-Serie (RF) (95-00)	643

**ROVER**

400-Serie (XW) (90-95)	644
400-Serie (RT) (95-00)	644
600-Serie (RH) (93-99)	645
800-Serie (XS/RS) (86-99)	645
MINI (91-95)	645

SAAB

9-3 (YS3D) (98-02)	645
9-3 Limousine (YS3F) (03-12)	646
9-3 SportCombi (05-12)	648
9-3 Cabriolet (YS3D) (98-03)	650
9-3 Cabriolet (YS3F) (03-12)	650
9-3 X (09-12)	652
9-5 Limousine (YS3E) (97-10)	652
9-5 Kombi (YS3E) (98-10)	654
9-5 II (10-12)	656
900 (94-98)	657
9000 (85-93)	657
9000 (94-98)	658

SEAT

ALHAMBRA I (96-10)	658
ALHAMBRA II (10-)	660
ALTEA (5P1) (04-)	660
ALTEA XL (5P5) (06-)	663
AROSA (6H) (97-05)	665
CORDOBA I (93-99)	665
CORDOBA II (6K2) (99-02)	668
CORDOBA III (6L2) (02-09)	669
EXEO / ST (09-13)	670
IBIZA I (85-92)	671
IBIZA II (93-99)	672
IBIZA III (6K1) (99-02)	675
IBIZA IV (6L1) (02-10)	676
IBIZA V / ST / SPORTCOUPE (08-)	678
INCA (6K9) (96-03)	680
LEON I (1M1) (99-05)	681
LEON II (1P1) (05-12)	684
LEON III (5F) / SC / ST (12-)	688
MALAGA (85-92)	689
MARBELLA (87-98)	689
Mii (12-)	689
TERRA (87-96)	689
TOLEDO I (1L) (91-98)	690
TOLEDO II (1M2) (98-04)	691
TOLEDO III (5P2) (05-09)	694
TOLEDO IV (KG3) (12-)	695

SKODA

CITIGO (12-)	695
FABIA I (6Y) (99-07)	695
FABIA II (5J) (07-)	697
FAVORIT (781) (87-95)	699
FELICIA I (791/795) (95-97)	699
FELICIA II (6U) (98-01)	700
FELICIA PICK-UP (797) (97-00)	700
FORMAN (785) (91-95)	700
OCTAVIA I (1U) (97-10)	701
OCTAVIA II (1Z) (04-13)	703
OCTAVIA III (5E) (13-)	705
PICK-UP (93-95)	707
RAPID / RAPID Spaceback (12-)	707
ROOMSTER (5J) (06-)	707
SUPERB I (02-08)	709
SUPERB II (08-)	710
SUPERB Kombi (09-)	712
YETI (09-)	713

SMART

CABRIO (BM450) (00-03)	714
CITY COUPE (BM450) (98-04)	715
CROSSBLADE (BM450) (02-04)	715
FORFOUR (BM454) (04-06)	715
FORTWO CABRIO (BM450) (04-07)	716
FORTWO COUPE (BM450) (04-07)	716
FORTWO CABRIO (BM451) (07-)	716
FORTWO COUPE (BM451) (07-)	717
ROADSTER (BM452) (03-05)	717
ROADSTER COUPE (BM452) (03-05)	718

SSANG YONG

ACTYON SPORTS Pick-up (07-)	718
KORANDO (96-99)	718
REXTON I (02-06)	718

SUBARU

BRZ Coupe (Z10) (12-)	718
FORESTER (97-02)	718
FORESTER (02-08)	718

**SUBARU**

FORESTER (08-)	719
FORESTER (13-)	719
IMPREZA Limousine (93-00)	719
IMPREZA Limousine (00-05)	720
IMPREZA Limousine (05-07)	720
IMPREZA Kombi (93-00)	721
IMPREZA Kombi (00-05)	721
IMPREZA Kombi (05-07)	721
IMPREZA (08-)	722
IMPREZA (GP) (12-)	722
JUSTY (3-türig) (84-95)	722
JUSTY (5-türig) (84-95)	722
JUSTY (95-03)	723
JUSTY (G3X) (03-07)	723
JUSTY (07-)	723
LEGACY (89-93)	723
LEGACY Limousine (94-99)	723
LEGACY Kombi (94-98)	724
LEGACY (99-03)	724
LEGACY (03-09)	724
LEGACY (09-)	725
LIBERO E10/E12 (87-93)	725
OUTBACK (00-03)	725
OUTBACK (03-09)	725
OUTBACK (09-)	725
TREZIA (11-)	726
TRIBeca (B9) (05-)	726
XV (12-)	726

SUZUKI

ALTO (93-02)	726
ALTO (02-08)	726
ALTO (09-)	726
BALENO (95-02)	727
CAPPUCINO (92-95)	727
CARRY (99-04)	727
GRAND VITARA (98-05)	727
GRAND VITARA (05-)	727
IGNIS I (00-03)	728
IGNIS II (03-)	728
JIMNY (98-)	728
KIZASHI (10-)	729
LIANA (01-07)	729
SAMURAI (98-)	729
SPLASH (08-)	729
SWIFT II (89-96)	730
SWIFT II (96-04)	730
SWIFT III (05-10)	731
SX4 (06-)	731
VITARA (89-98)	732
WAGON R+ (98-00)	732
WAGON R+ (00-08)	732
X-90 (95-97)	733

TOYOTA

4-RUNNER (88-96)	733
4-RUNNER (96-99)	733
AURIS (06-12)	733
AURIS (12-)	734
AVENSIS (97-03)	734
AVENSIS (03-09)	735
AVENSIS (09-)	736
AVENSIS VERSO (01-05)	736
AYGO (05-)	736
CAMRY (91-96)	736
CAMRY (96-01)	737
CAMRY (01-05)	737
CAMRY (06-)	737
CAMRY (11-)	737
CARINA II (87-92)	737
CARINA E (92-97)	738
CELICA (89-93)	738
CELICA (93-99)	738
CELICA (99-05)	738
COROLLA (87-92)	739
COROLLA (92-97)	739
COROLLA (97-02)	739
COROLLA (02-04)	740
COROLLA (04-06)	741
COROLLA (06-)	741
COROLLA VERSO (02-04)	741
COROLLA VERSO (04-09)	742
DYNA 100/150 (01-)	742
FJ CRUISER (11-)	742
HIACE (95-06)	742
HIACE (06-)	743
HILUX (88-97)	743
HILUX (97-05)	743
HILUX (05-)	743
IQ (09-)	744
LAND CRUISER 70-75 (90-96)	744
LAND CRUISER STATION WAGON 80 (90-97)	744
LAND CRUISER 90-95 (96-02)	744
LAND CRUISER 100 (98-08)	745
LAND CRUISER 120 (03-)	745
LAND CRUISER 150 (10-)	745
LAND CRUISER 200 (07-)	745

**TOYOTA**

MR2 (89-00)	745
MR2 (00-05)	745
PASEO (91-95)	746
PASEO (95-99)	746
PICNIC (96-01)	746
PREVIA (90-00)	746
PREVIA (00-05)	746
PREVIA (05-)	747
PRIUS (00-03)	747
PRIUS (03-09)	747
PRIUS (09-12)	747
PRIUS PLUS (12-)	747
RAV4 I (94-00)	747
RAV4 II (00-05)	748
RAV4 III (05-)	748
RAV4 IV (12-)	749
STARLET (89-96)	749
STARLET (96-99)	749
SUPRA (86-93)	749
SUPRA (93-98)	749
URBAN CRUISER (09-)	749
VERSO (09-)	750
VERSO S (10-)	750
YARIS (99-05)	750
YARIS (06-)	751
YARIS (11-)	752
YARIS VERSO (99-05)	752

VOLKSWAGEN

AMAROK (10-)	753
BORA (98-04)	753
CADDY II (96-03)	757
CADDY III (04-)	758
CADDY Pickup (97-02)	761
CC COUPE (11-)	761
CRAFTER (06-)	762
EOS (06-)	763
FOX (05-)	765
GOLF II (84-93)	766
GOLF III (92-97)	768
GOLF III Variant (93-99)	770
GOLF III Cabriolet (94-02)	772
GOLF IV (98-05)	773
GOLF IV Variant (99-06)	776
GOLF V (03-08)	777
GOLF V Variant (07-09)	780
GOLF VI (08-)	782
GOLF VI Variant (09-)	785
GOLF VI Cabriolet (11-)	786
GOLF VII (12-)	787
GOLF VII Variant (13-)	789
GOLF Plus (05-)	790
JETTA V (05-10)	792
JETTA VI (11-)	794
LT/LT 4x4 (75-96)	795
LT/LT 4x4 (96-06)	796
LUPO (98-05)	796
NEW BEETLE (98-10)	797
NEW BEETLE Cabriolet (03-10)	798
BEETLE (11-)	799
BEETLE Cabriolet (12-)	800
PASSAT (88-93)	800
PASSAT (94-96)	802
PASSAT (97-05)	803
PASSAT Limousine (05-10)	805
PASSAT Variant (05-10)	807
PASSAT CC (08-11)	810
PASSAT / PASSAT VARIANT (10-)	811
PASSAT ALLTRACK (12-)	812
PHAETON (02-)	813
POLO II (81-94)	814
POLO III (95-01)	814
POLO IV (02-09)	817
POLO V (09-)	819
POLO Classic (96-01)	821
POLO Variant (97-01)	823
SCIROCCO (08-)	823
SHARAN I (95-10)	825
SHARAN II (10-)	826
TARO (89-97)	827
TIGUAN (07-)	827
TOUAREG I (03-10)	828
TOUAREG II (10-)	830
TOURAN (03-)	831
TRANSPORTER (T4) (90-03)	833
TRANSPORTER (T5) BUS / MULTIVAN / KASTEN (03-)	835
TRANSPORTER (T5) PRITSCHKE / FAHRGESTELL (03-)	839
VENTO (92-98)	842
up (11-)	843

VOLVO

440 (88-96)	844
460 (88-96)	845
480 (86-96)	846
850 Limousine (91-96)	846
850 Kombi (92-96)	847
940 I Limousine (90-95)	848





VOLVO

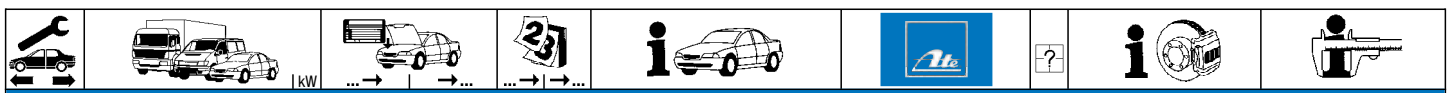
940 I Kombi (90-95)	849
940 II Limousine (95-98)	850
940 II Kombi (95-98)	851
960 I Limousine (90-94)	851
960 I Kombi (90-94)	852
960 II Limousine (94-96)	852
960 II Kombi (94-96)	853
C30 Coupe (06-12)	853
C70 Coupe (97-02)	854
C70 I Cabrio (98-06)	855
C70 II Cabrio (06-13)	856
S40 I (95-03)	857
S40 II (04-12)	857
S60 I (00-09)	859
S60 II (10-)	860
S70 (97-00)	862
S80 I (98-06)	865
S80 II (06-)	866
S90 (97-98)	871
V40 (95-04)	871
V40 (12-)	872
V50 (04-12)	873
V60 (10-)	874
V70 I (97-00)	876
V70 II (00-07)	879
V70 III (07-)	881
V90 (97-98)	885
XC60 (08-)	885
XC70 I CROSS COUNTRY (00-07)	886
XC70 II CROSS COUNTRY (07-)	887
XC90 (02-)	889



A large rectangular area containing numerous horizontal lines, designed for writing. The lines are evenly spaced and extend across the width of the page, leaving a small margin on the left and right sides.



- ① Fahrzeugverwendungen
- ② Applications of vehicles
- ③ Applications
- ④ Applicazioni autoveicoli
- ⑤ Aplicaciones
- ⑥ Voertuigtoepassingen
- ⑦ K ret jsanvendelser
- ⑧ Fordonsanv ndningar
- ⑨ J rm alkalmaz sok
- ⑩ Utiliza  es do ve culo
- ⑪  rmenenie v avtomobilyah
- ⑫ Pou it  vozidel
- ⑬ Zastosowania pojazd w
- ⑭ Χρησεις οχηλ των
- ⑮ Ara  kullanimlari
- ⑯       
- ⑰         
- ⑱           



ALFA ROMEO 145 (94-01)

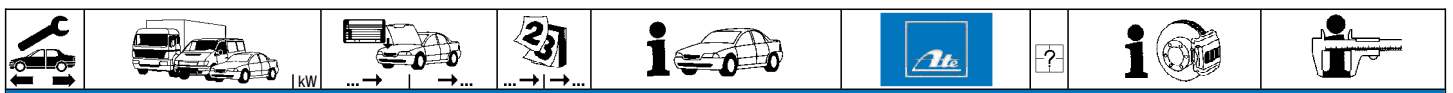
	1.4 i.e.	66		07.94	12.96	13.0460-2949.2	602949		20833 17,0 +/WK/S	LUC
	1.6 i.e.	76		07.94	12.96	13.0460-7068.2	607068		21930 17,9 +/WK	ATE
	1.7 i.e. 16V			07.94	12.96					
	2.0 TD	66		07.94	12.96					
	1.4 i.e. T.Spark	76		01.97	02.01	13.0460-7067.2	607067		21927 17,9 +/WK	ATE
	1.6 i.e. T.Spark			01.97	02.01					
	1.9 JTD	77		02.99	02.01					
	2.0 TD	66		01.97	02.99					
	1.8 i.e. T.Spark			01.97	02.01	13.0460-7069.2	607069		21636 19,3 +/WK	ATE
	2.0 i.e. 16V			10.95	02.01					
	1.4 i.e.	66		07.94	12.96	24.0112-0127.1	412127		258 12,0 10,2 +B	
	1.6 i.e.	76		07.94	12.96					
	2.0 TD	66		07.94	12.96					
	1.4 i.e. T.Spark	76		01.97	02.01	24.0120-0142.1	420142		258 20,0 18,2 V L +B	
	1.6 i.e. T.Spark			01.97	02.01	24.0320-0142.1	520142		258 20,0 18,2 V L +B PD	
	1.7 i.e. 16V			07.94	12.96					
	1.9 JTD	77		02.99	02.01					
	2.0 TD	66		01.97	02.99					
	1.8 i.e. T.Spark			01.97	02.01	24.0122-0107.1	422107		284 22,0 20,2 V +B	
	2.0 i.e. 16V			10.95	02.01					
	1.4 i.e.	66		07.94	12.96 + ABS	13.0460-2951.2	602951	+ GG-Sättel ¹⁾	21103 14,2 /S	LUC
	1.4 i.e. T.Spark	76		01.97	02.01 + ABS	13.0460-2826.2	602826	+ ALU-Sättel ²⁾	23177 14,2 /S	LUC
	1.6 i.e.	76		07.94	12.96 + ABS	13.0460-0072.2	610072	+ GG-Sättel ¹⁾	Einbausatz	LUC
	1.6 i.e. T.Spark			01.97	02.01 + ABS					
	1.7 i.e. 16V			07.94	12.96					
	1.8 i.e. T.Spark			01.97	02.01					
	1.9 JTD	77		02.99	02.01 + ABS					
	2.0 i.e. 16V			10.95	02.01					
	2.0 TD	66		07.94	02.99 + ABS					
	1.4 i.e.	66		07.94	12.96 + ABS	24.0111-0149.1	411149		241 11,0 9,2	
	1.4 i.e. T.Spark	76		01.97	02.01 + ABS					
	1.6 i.e.	76		07.94	12.96 + ABS					
	1.6 i.e. T.Spark			01.97	02.01 + ABS					
	1.7 i.e. 16V			07.94	12.96					
	1.8 i.e. T.Spark			01.97	02.01					
	1.9 JTD	77		02.99	02.01 + ABS					
	2.0 i.e. 16V			10.95	02.01 + ABS					
	2.0 TD	66		07.94	02.99 + ABS					
	2.0 i.e. 16V			10.95	02.01 + ABS	24.0111-0119.1	411119		241 11,0 9,2 +B	
	1.4 i.e.	66		07.94	12.96 - ABS	03.0137-0208.2	650208		228 x 42 HEB	
	1.6 i.e.	76		07.94	12.96 - ABS	03.0137-9081.2	669081		Einbausatz	
	2.0 TD	66		07.94	12.96 - ABS					
	1.4 i.e. T.Spark	76		01.97	02.01 - ABS	03.0137-0262.2	650262		203 x 39	BDX
	1.6 i.e. T.Spark			01.97	02.01 - ABS	03.0137-9125.2	669125		Einbausatz	BDX
	1.9 JTD	77		02.99	02.01 - ABS					
	2.0 TD	66		01.97	02.99 - ABS					
	1.4 i.e.	66		07.94	12.96 - ABS	24.0222-8018.1	480078		228/230 x 48	
	1.6 i.e.	76		07.94	12.96 - ABS					
	2.0 TD	66		07.94	12.96 - ABS					
	1.4 i.e. T.Spark	76		01.97	02.01 - ABS	24.0220-3007.1	480064		203/204,7 x 48,5	
	1.6 i.e. T.Spark			01.97	02.01 - ABS					
	1.9 JTD	77		02.99	02.01 - ABS					
	2.0 TD	66		01.97	02.99 - ABS					
	1.4 i.e.	66		07.94	12.96 - ABS	03.0420-4520.3	684520		20,64/228x42 Kit	
	1.6 i.e.	76		07.94	12.96 - ABS					
	2.0 TD	66		07.94	12.96 - ABS					
	1.4 i.e. T.Spark	76		01.97	02.01 - ABS	03.0520-6722.3	696722		22,20/203x39 TopKit	BDX
	1.6 i.e. T.Spark			01.97	02.01 - ABS					
	1.9 JTD	77		02.99	02.01 - ABS					
	2.0 TD	66		01.97	02.99 - ABS					

ALFA ROMEO 146 (94-01)

	1.4 i.e.	66		12.94	12.96	13.0460-2949.2	602949		20833 17,0 +/WK/S	LUC
	1.6 i.e.	76		12.94	12.96	13.0460-7068.2	607068		21930 17,9 +/WK	ATE
	1.7 i.e. 16V			12.94	12.96					
	2.0 TD	66		12.94	12.96					
	1.4 i.e. T.Spark	76		01.97	02.01	13.0460-7067.2	607067		21927 17,9 +/WK	ATE
	1.6 i.e. T.Spark			01.97	02.01					
	1.9 JTD	77		02.99	02.01					
	2.0 TD	66		01.97	02.99					
	1.8 i.e. T.Spark			01.97	02.01	13.0460-7069.2	607069		21636 19,3 +/WK	ATE
	2.0 i.e. 16V			10.95	02.01					
	1.4 i.e.	66		12.94	12.96	24.0112-0127.1	412127		258 12,0 10,2 +B	
	1.6 i.e.	76		12.94	12.96					
	2.0 TD	66		12.94	12.96					
	1.4 i.e. T.Spark	76		01.97	02.01	24.0120-0142.1	420142		258 20,0 18,2 V L +B	
	1.6 i.e. T.Spark			01.97	02.01	24.0320-0142.1	520142		258 20,0 18,2 V L +B PD	
	1.7 i.e. 16V			12.94	12.96					
	1.9 JTD	77		02.99	02.01					
	2.0 TD	66		01.97	02.99					
	1.8 i.e. T.Spark			01.97	02.01	24.0122-0107.1	422107		284 22,0 20,2 V +B	
	2.0 i.e. 16V			10.95	02.01					

¹⁾ + cast iron caliper / + pinza in ghisa / + étriers en fonte grise / + fundición gris-pinza

²⁾ + aluminium calipers / + pinze in alluminio / + étriers en aluminium / + pinzas de aluminio



ALFA ROMEO 146 (94-01)









	1.4 i.e.	66	12.94	12.96	+ ABS	13.0460-2951.2	602951	+ GG-Sättel ¹⁾	21103	14,2 /S	LUC
	1.4 i.e. T.Spark	76	01.97	02.01	+ ABS	13.0460-2826.2	602826	+ ALU-Sättel ²⁾	23177	14,2 /S	LUC
	1.6 i.e.	76	12.94	12.96	+ ABS	13.0460-0072.2	610072	+ GG-Sättel ¹⁾		Einbausatz	LUC
	1.6 i.e. T.Spark		01.97	02.01	+ ABS						
	1.7 i.e. 16V		12.94	12.96							
	1.8 i.e. T.Spark		01.97	02.01							
	1.9 JTD	77	02.99	02.01	+ ABS						
	2.0 i.e. 16V		10.95	02.01							
	2.0 TD	66	12.94	02.99	+ ABS						
	1.4 i.e.	66	12.94	12.96	+ ABS	24.0111-0149.1	411149			241 11,0 9,2	
	1.4 i.e. T.Spark	76	01.97	02.01	+ ABS						
	1.6 i.e.	76	12.94	12.96	+ ABS						
	1.6 i.e. T.Spark		01.97	02.01	+ ABS						
	1.7 i.e. 16V		12.94	12.96							
	1.8 i.e. T.Spark		01.97	02.01							
	1.9 JTD	77	02.99	02.01	+ ABS						
	2.0 i.e. 16V		10.95	02.01	+ ABS						
	2.0 TD	66	12.94	02.99	+ ABS						
	2.0 i.e. 16V		10.95	02.01	- ABS	24.0111-0119.1	411119			241 11,0 9,2 +B	
	1.4 i.e.	66	12.94	12.96	- ABS	03.0137-0208.2	650208			228 x 42 HEB	
	1.6 i.e.	76	12.94	12.96	- ABS	03.0137-9081.2	669081			Einbausatz	
	2.0 TD	66	12.94	12.96	- ABS						
	1.4 i.e. T.Spark	76	01.97	02.01	- ABS	03.0137-0262.2	650262			203 x 39	BDX
	1.6 i.e. T.Spark		01.97	02.01	- ABS	03.0137-9125.2	669125			Einbausatz	BDX
	1.9 JTD	77	02.99	02.01	- ABS						
	2.0 TD	66	01.97	02.99	- ABS						
	1.4 i.e.	66	12.94	12.96	- ABS	24.0222-8018.1	480078			228/230 x 48	
	1.6 i.e.	76	12.94	12.96	- ABS						
	2.0 TD	66	12.94	12.96	- ABS						
	1.4 i.e. T.Spark	76	01.97	02.01	- ABS	24.0220-3007.1	480064			203/204,7 x 48,5	
	1.6 i.e. T.Spark		01.97	02.01	- ABS						
	1.9 JTD	77	02.99	02.01	- ABS						
	2.0 TD	66	01.97	02.99	- ABS						
	1.4 i.e.	66	12.94	12.96	- ABS	03.0420-4520.3	684520			20,64/228x42 Kit	
	1.6 i.e.	76	12.94	12.96	- ABS						
	2.0 TD	66	12.94	12.96	- ABS						
	1.4 i.e. T.Spark	76	01.97	02.01	- ABS	03.0520-6722.3	696722			22,20/203x39 TopKit	BDX
	1.6 i.e. T.Spark		01.97	02.01	- ABS						
	1.9 JTD	77	02.99	02.01	- ABS						
	2.0 TD	66	01.97	02.99	- ABS						

ALFA ROMEO 147 (01-10)

	1.6 i 16V T.Spark	77	01.01		VET: - 3021488	13.0460-7139.2	607139		23140	19,4 +/WK	ATE
						13.0470-7139.2	LD7139		23140	19,4 +/WK	ATE
	1.6 i 16V T.Spark	77	10.10		VET: 3021489 -	13.0460-7140.2	607140		23289	19,3 +/WK	ATE
	1.6 i 16V T.Spark	88	01.01			13.0470-7140.2	LD7140		23289	19,3 +/WK	ATE
	1.9 JTD	74	06.03								
	1.9 JTD	81	11.00								
	1.9 JTD	85	01.01								
	1.9 JTD 16V		11.02								
	1.9 JTDM 16V		07.05								
	1.9 JTDM 8V	88	07.05								
	2.0 i 16V T.Spark	110	01.01								
	3.2 GTA	184	02.03			13.0460-4985.2	604985		21381	18,0 +/WK	BRE
						13.0460-0254.2	610254			Einbausatz	
	1.6 i 16V T.Spark	77	01.01		VET: - 3021488	24.0115-0108.1	415108		281	15,0 13,2 +B	
	1.6 i 16V T.Spark	77	10.10		VET: 3021489 -	24.0122-0145.1	422145		284	22,0 20,2 V +B	
	1.6 i 16V T.Spark	88	01.01								
	1.9 JTD	74	06.03								
	1.9 JTD	81	11.00								
	1.9 JTD	85	01.01								
	1.9 JTD 16V		11.02								
	1.9 JTDM 16V		07.05								
	1.9 JTDM 8V	88	07.05								
	2.0 i 16V T.Spark	110	01.01								
	3.2 GTA	184	02.03			24.0128-0119.1	428119		305	28,0 26,0 V	
	3.2 GTA	184	10.03			24.0132-0129.1	432129		330	32,0 30,0 V L	
	1.6 i 16V T.Spark	77	01.01			13.0460-2867.2	602867		23517	16,6 /S	LUC
	1.6 i 16V T.Spark	88	01.01			13.0470-2867.2	LD2867		23517	16,6 /S	LUC
	1.9 JTD	74	06.03								
	1.9 JTD	81	11.00								
	1.9 JTD	85	01.01								
	1.9 JTD 16V		11.02								
	1.9 JTDM 16V		07.05								
	1.9 JTDM 8V	88	07.05								
	2.0 i 16V T.Spark	110	01.01								
	3.2 GTA	184	02.03								
	1.6 i 16V T.Spark	77	01.01			24.0110-0209.1	410209		251	10,0 9,0 +B	
	1.6 i 16V T.Spark	88	01.01								
	1.9 JTD	74	06.03								
	1.9 JTD	81	11.00								
	1.9 JTD	85	01.01								
	1.9 JTD 16V		11.02								
	1.9 JTDM 16V		07.05								
	1.9 JTDM 8V	88	07.05								

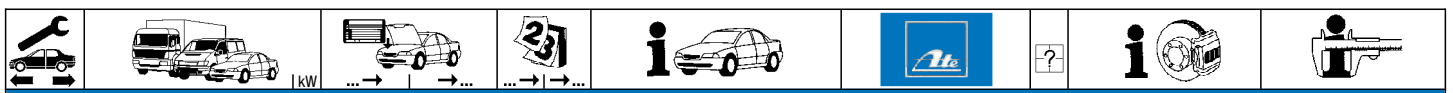
¹⁾ + cast iron caliper / + pinza in ghisa / + étriers en fonte grise / + fundición gris-pinza

²⁾ + aluminium calipers / + pinze in alluminio / + étriers en aluminium / + pinzas de aluminio

ALFA ROMEO 147 (01-10)										
	2.0 i 16V T.Spark	110		01.01	10.10		24.0110-0209.1	410209		251 10,0 9,0 +B
	3.2 GTA	184		02.03	10.10		24.0110-0283.1	410283		276 10,0 9,0 +B
ALFA ROMEO 155 (92-97)										
	1.7 T.S.			04.93	12.97		13.0460-2949.2	602949		20833 17,0 +/WK/S LUC
	1.8 T.S.			05.92	12.97					
	1.9 TD			03.93	12.97					
	2.0 16V Turbo Q4			11.92	12.97		13.0460-2979.2	602979		21147 19,0 +/WK/S LUC
	2.5 TD			03.93	10.97					
	2.5 V6			05.92	12.97					
	2.0 T.S.			05.92	12.97		13.0460-2987.2	602987		23168 19,0 +/WK/S LUC
	1.7 T.S.			04.93	12.97		24.0120-0142.1	420142		258 20,0 18,2 V L +B
	1.8 T.S.			05.92	12.97		24.0320-0142.1	520142		258 20,0 18,2 V L +B PD
	1.9 TD			03.93	12.97		24.0112-0127.1	412127		258 12,0 10,2 +B
	2.5 TD			04.93	12.97					
	2.0 T.S.			11.95	12.97		24.0122-0107.1	422107		284 22,0 20,2 V +B
	2.0 16V Turbo Q4			11.92	12.97		24.0122-0147.1	422147		284 22,0 20,2 V +B
	2.5 TD			03.93	12.97					
	2.5 V6			05.92	12.97					
	1.7 T.S.			04.93	12.97		13.0460-2951.2	602951	+ GG-Sättel ¹⁾	21103 14,2 /S LUC
	1.8 T.S.			05.92	12.97		13.0460-2826.2	602826	+ ALU-Sättel ²⁾	23177 14,2 /S LUC
	1.9 TD			03.93	12.97		13.0460-0072.2	610072	+ GG-Sättel ¹⁾	Einbausatz LUC
	2.0 16V Turbo Q4			11.92	12.97					
	2.0 T.S.			05.92	12.97					
	2.5 TD			03.93	12.97					
	2.5 V6			05.92	12.97					
	1.7 T.S.			04.93	12.97		24.0111-0149.1	411149		241 11,0 9,2
	1.8 T.S.			05.92	12.97					
	1.9 TD			03.93	12.97					
	2.0 16V Turbo Q4			11.92	12.97					
	2.0 T.S.			05.92	12.97					
	2.5 TD			03.93	12.97					
	2.5 V6			05.92	12.97					
ALFA ROMEO 156 (97-05)										
	1.6 i 16V T.Spark			10.97	02.00		13.0460-7105.2	607105		23140 19,4 +/WK ATE
	1.8 i 16V T.Spark			10.97	02.00					
	1.9 JTD			10.97	02.00					
	1.6 i 16V T.Spark			03.00	02.01		13.0460-7139.2	607139		23140 19,4 +/WK ATE
	1.8 i 16V T.Spark			03.00	02.01		13.0470-7139.2	LD7139		23140 19,4 +/WK ATE
	1.9 JTD			03.00	02.01					
	2.0 16V T.Spark			10.97	02.00		13.0460-7069.2	607069		21636 19,3 +/WK ATE
	2.4 JTD	100		10.97	02.00					
	2.5 V6 24V			10.97	02.00					
	1.6 i 16V T.Spark			03.01	07.05		13.0460-7140.2	607140		23289 19,3 +/WK ATE
	1.8 i 16V T.Spark			03.01	07.05		13.0470-7140.2	LD7140		23289 19,3 +/WK ATE
	1.9 JTD			03.01	07.05					
	1.9 JTD 16V	103		11.02	07.05					
	2.0 16V T.Spark			03.00	07.05					
	2.0 JTS	122		03.02	07.05					
	2.4 JTD	100		03.00	10.00					
	2.4 JTD	103		10.00	07.05					
	2.5 V6 24V			03.00	07.05					
	1.9 JTD 16V	110		07.04	07.05		13.0460-4803.2	604803		23092 15,6 +/WK/Zub BRE
							13.0470-4803.2	LD4803		23092 15,6 +/WK/Zub BRE
	2.4 JTD	110		03.02	07.05		13.0460-7180.2	607180		23222 19,3 +/WK ATE
	2.4 JTD	129		10.03	07.05					
	3.2 GTA	184		03.02	07.05		13.0460-4985.2	604985		21381 18,0 +/WK BRE
							13.0460-0254.2	610254		Einbausatz
	1.6 i 16V T.Spark			10.97	07.05		24.0115-0108.1	415108		281 15,0 13,2 +B
	1.8 i 16V T.Spark			10.97	07.05					
	1.9 JTD			10.97	07.05					
	1.8 i 16V T.Spark			10.97	07.05		24.0122-0145.1	422145		284 22,0 20,2 V +B
	1.9 JTD 16V	103		11.02	07.05					
	2.0 16V T.Spark			10.97	07.05					
	2.0 JTS	122		03.02	07.05					
	2.4 JTD	100		10.97	10.00					
	2.4 JTD	103		10.00	07.05					
	2.4 JTD	110		03.02	07.05					
	2.4 JTD	129		10.03	07.05					
	2.5 V6 24V			10.97	07.05					
	3.2 GTA	184		03.02	09.03		24.0128-0119.1	428119		305 28,0 26,0 V
	1.9 JTD 16V	110		07.04	07.05		24.0132-0129.1	432129		330 32,0 30,0 V L
	3.2 GTA	184		10.03	07.05					
	1.6 i 16V T.Spark			10.97	02.02		13.0460-2827.2	602827		21606 16,7 /S LUC
	1.8 i 16V T.Spark			10.97	02.02					
	1.9 JTD			10.97	02.02					
	2.0 16V T.Spark			10.97	02.02					
	2.4 JTD	100		10.97	10.00					
	2.4 JTD	103		10.00	02.02					
	2.5 V6 24V			10.97	02.02					
	1.6 i 16V T.Spark			03.02	07.05		13.0460-2867.2	602867		23517 16,6 /S LUC
	1.8 i 16V T.Spark			03.02	07.05		13.0470-2867.2	LD2867		23517 16,6 /S LUC

¹⁾ + cast iron caliper / + pinza in ghisa / + étriers en fonte grise / + fundición gris-pinza

²⁾ + aluminium calipers / + pinze in alluminio / + étriers en aluminium / + pinzas de aluminio



ALFA ROMEO 156 (97-05)









	1.9 JTD		03.02	07.05	13.0460-2867.2	602867			23517 16,6 /S	LUC																																																	
	1.9 JTD 16V	103	11.02	07.05							13.0470-2867.2	LD2867			23517 16,6 /S	LUC																																											
	1.9 JTD 16V	110	07.04	07.05																																																							
	2.0 16V T.Spark		03.02	07.05																																																							
	2.0 JTS	122	03.02	07.05																																																							
	2.4 JTD	103	03.02	07.05																																																							
	2.4 JTD	110	03.02	07.05																																																							
	2.4 JTD	129	10.03	07.05																																																							
2.5 V6 24V		03.02	07.05																																																								
3.2 GTA	184	03.02	07.05																																																								
<hr/>																																																											
	1.6 i 16V T.Spark		10.97													02.02	24.0110-0209.1	410209			251 10,0 9,0 +B																																						
	1.8 i 16V T.Spark		10.97													02.02																																											
	1.9 JTD		10.97													02.02																																											
	2.0 16V T.Spark		10.97													02.02																																											
	2.4 JTD	100	10.97													10.00																																											
	2.4 JTD	103	10.00	02.02																																																							
2.5 V6 24V		10.97	02.02																																																								
<hr/>																																																											
	1.6 i 16V T.Spark		03.02												07.05		24.0110-0283.1	410283			276 10,0 9,0 +B																																						
	1.8 i 16V T.Spark		03.02												07.05																																												
	1.9 JTD		03.02												07.05																																												
	1.9 JTD 16V	103	11.02		07.05																																																						
	2.0 16V T.Spark		03.02	07.05																																																							
	2.0 JTS	122	03.02	07.05																																																							
	2.4 JTD	103	03.02	07.05																																																							
	2.5 V6 24V		03.02	07.05																																																							
	<hr/>																																																										
	1.9 JTD 16V	110	07.04	07.05																																																	24.0110-0283.1	410283			276 10,0 9,0 +B		
2.4 JTD	110	03.02	07.05																																																								
2.4 JTD	129	10.03	07.05																																																								
3.2 GTA	184	03.02	07.05																																																								
<hr/>																																																											
<hr/>																																																											

ALFA ROMEO 159 (05-11)










	1.8 MPI	103	03.07	10.11	13.0460-7211.2	607211			24339 20,5 +/WK	ATE																																																	
	1.9 JTDM 16V		06.05	10.11							13.0470-7211.2	LD7211			24339 20,5 +/WK	ATE																																											
	1.9 JTDM 8V		06.05	10.11																																																							
	1.9 JTS	118	06.05	10.11																																																							
	2.2 JTS	136	06.05	10.11																																																							
	<hr/>																																																										
	2.4 JTDM 20V	147	06.05	12.06																															13.0460-4971.2	604971			23092 16,0 +/WK	BRE																			
	3.2 JTS Q4	191	12.05	12.06																																					13.0470-4971.2	LD4971			23092 16,0 +/WK	BRE													
	2.4 JTDM 20V	147	01.07	10.11																															13.0460-4851.2	604851			23092 16,0 +/WK	BRE																			
	2.4 JTDM 20V	154	05.07	10.11																																					13.0470-4851.2	LD4851			23092 16,0 +/WK	BRE													
2.4 JTDM 20V Q4	154	05.07	10.11																																																								
3.2 JTS	191	02.08	10.11																																																								
3.2 JTS Q4	191	01.07	10.11																																																								
<hr/>																																																											
	1.8 MPI	103	03.07																			10.11	24.0128-0192.1	428192			305 28,0 26,0 V +S +B																																
	1.9 JTDM 16V		06.05																			10.11																																					
	1.9 JTDM 8V		06.05																			10.11																																					
	1.9 JTS	118	06.05																			10.11																																					
	2.0 JTDM	100	06.10																			10.11																																					
	2.0 JTDM	120	05.09																			10.11 - Sportpaket 1)																																					
	2.0 JTDM	125	05.09	10.11 - Sportpaket 1)																																																							
	2.2 JTS	136	06.05	10.11																																																							
	<hr/>																																																										
	1.8 TBi	147	05.09	10.11												24.0128-0191.1	428191			330 28,0 26,0 V +S +B																																							
2.0 JTDM	120	05.09	10.11 + Sportpaket 2)																																																								
2.0 JTDM	125	05.09	10.11 + Sportpaket 2)																																																								
2.4 JTDM 20V	147	06.05	10.11																																																								
2.4 JTDM 20V	154	05.07	10.11																																																								
2.4 JTDM 20V Q4	154	05.07	10.11																																																								
3.2 JTS	191	02.08	10.11																																																								
3.2 JTS Q4	191	12.05	10.11																																																								
<hr/>																																																											
	1.8 MPI	103	03.07							10.11	13.0460-2707.2	602707			23760 17,7 /S																																											LUC	
	1.8 TBi	147	05.09							10.11						13.0470-2707.2	LD2707			23760 17,7 /S	LUC																																						
	1.9 JTDM 16V		06.05	10.11																																																							
	1.9 JTDM 8V		06.05	10.11																																																							
	1.9 JTS	118	06.05	10.11																																																							
	2.0 JTDM	100	06.10	10.11																																																							
	2.0 JTDM	120	05.09	10.11																																																							
	2.0 JTDM	125	05.09	10.11																																																							
	2.2 JTS	136	06.05	10.11																																																							
	2.4 JTDM 20V	147	06.05	10.11																																																							
2.4 JTDM 20V	154	05.07	10.11																																																								
2.4 JTDM 20V Q4	154	05.07	10.11																																																								
3.2 JTS	191	02.08	10.11																																																								
3.2 JTS Q4	191	12.05	10.11																																																								
<hr/>																																																											
	1.8 MPI	103	03.07																															10.11													24.0112-0170.1	412170			278 12,0 10,0 +S +B								
	1.9 JTDM 16V		06.05																															10.11																									
	1.9 JTDM 8V		06.05																															10.11																									
	1.9 JTS	118	06.05		10.11																																																						
	2.0 JTDM	100	06.10		10.11																																																						
	2.0 JTDM	120	05.09	10.11																																																							
	2.0 JTDM	125	05.09	10.11																																																							
	2.2 JTS	136	06.05	10.11																																																							
	2.4 JTDM 20V	147	06.05	10.11																																																							
	2.4 JTDM 20V	154	05.07	10.11																																																							
2.4 JTDM 20V Q4	154	05.07	10.11																																																								
3.2 JTS	191	02.08	10.11																																																								
3.2 JTS Q4	191	12.05	10.11																																																								
<hr/>																																																											
	1.8 TBi	147	05.09			10.11	24.0122-0233.1	422233																										292 22,0 20,0 V +S +B																									
	2.4 JTDM 20V	147	06.05		10.11																																																						
	2.4 JTDM 20V	154	05.07		10.11																																																						
	2.4 JTDM 20V Q4	154	05.07		10.11																																																						
	3.2 JTS	191	02.08		10.11																																																						
<hr/>																																																											

1) - sport package / - pacchetto sportivo / - version sport / - kit deportivo
 2) + sports package / + pacchetto sportivo / + version sport / + kit deportivo



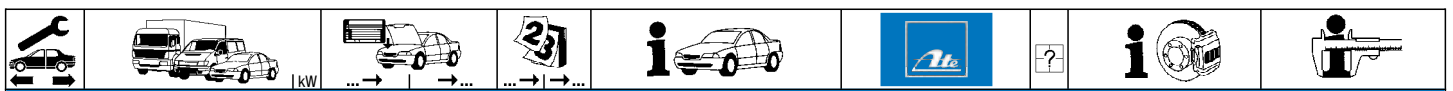
ALFA ROMEO 159 (05-11)	
	3.2 JTS Q4 191 12.05 10.11 24.0122-0233.1 422233 292 22,0 20,0 V +S +B
ALFA ROMEO 164 (92-98)	
	2.0 T.Spark 09.91 09.98 13.0460-2809.2 602809 21182 19,4 +/WK/S LUC
	2.0 Super Turbo 09.91 09.98 13.0460-2980.2 602980 21147 19,0 +/WK/S LUC
	2.0 Turbo 09.91 09.98
	2.5 TD 09.91 09.98
	3.0 i 24V Super 155 12.92 09.98
	3.0 i V6 135 09.91 11.92
	3.0 i V6 155 12.92 09.98
	3.0 i V6 Q.V. 147 09.91 11.92
	3.0 i V6 Q.V. 171 12.92 09.98
	3.0 i V6 Q.V. Q4 171 04.94 09.98
	2.0 Super T.Spark 09.91 09.98 24.0122-0130.1 422130 257 22,0 20,2 V
	2.0 T.Spark 09.91 09.98
	2.0 Turbo 09.91 09.98 - Serie Super 1) 24.0122-0145.1 422145 284 22,0 20,2 V +B
	2.0 Super Turbo 09.91 09.98 24.0126-0103.1 426103 281 26,0 24,2 V
	2.5 TD 09.91 09.98
	3.0 i 24V Super 155 12.92 09.98
	3.0 i V6 135 09.91 11.92
	3.0 i V6 155 12.92 09.98
	3.0 i V6 Q.V. 147 09.91 11.92
	3.0 i V6 Q.V. 171 12.92 09.98
	3.0 i V6 Q.V. Q4 171 04.94 09.98
	2.0 T.Spark 09.91 09.98 13.0460-2962.2 602962 20668 16,6 /S LUC
	2.0 Turbo 09.91 09.98 13.0460-0072.2 610072 Einbausatz LUC
	2.5 TD 09.91 09.98
	3.0 i 24V Super 155 12.92 09.98
	3.0 i V6 135 09.91 11.92
	3.0 i V6 155 12.92 09.98
	3.0 i V6 Q.V. 147 09.91 11.92
	3.0 i V6 Q.V. 171 12.92 09.98
	3.0 i V6 Q.V. Q4 171 04.94 09.98 13.0460-2827.2 602827 21606 16,7 /S LUC
	2.0 T.Spark 09.91 09.98 24.0110-0190.1 410190 252 10,0 9,0 +B
	2.0 Super Turbo 09.91 09.98 24.0110-0209.1 410209 251 10,0 9,0 +B
	2.0 Turbo 09.91 09.98 - Serie Super 1)
	2.5 TD 09.91 09.98
	3.0 i 24V Super 155 12.92 09.98
	3.0 i V6 135 09.91 11.92
	3.0 i V6 155 12.92 09.98
	3.0 i V6 Q.V. 147 09.91 11.92
	3.0 i V6 Q.V. 171 12.92 09.98
ALFA ROMEO 166 (98-07)	
	2.0 i 16V T.Spark 10.98 12.07 13.0460-7112.2 607112 21637 19,3 +/WK ATE
	2.4 JTD 100 10.98 10.00
	2.4 JTD 103 10.00 12.07
	2.4 JTD 110 04.02 12.07
	2.4 JTD 120 10.03 12.07
	2.4 JTD 132 07.06 12.07
	2.4 JTD 136 07.05 12.07
	2.0 i V6 Turbo 10.98 12.07 13.0460-4971.2 604971 23092 16,0 +/WK BRE
	2.4 JTD 129 10.03 12.07 13.0470-4971.2 LD4971 23092 16,0 +/WK BRE
	2.5 i V6 10.98 12.07
	3.0 i V6 10.98 12.07
	3.2 i V6 10.03 12.07
	2.0 i 16V T.Spark 10.98 12.07 24.0126-0133.1 426133 281 26,0 24,2 V
	2.4 JTD 100 10.98 10.00
	2.4 JTD 103 10.00 12.07
	2.4 JTD 110 04.02 12.07
	2.4 JTD 120 10.03 12.07
	2.4 JTD 132 07.06 12.07
	2.4 JTD 136 07.05 12.07
	2.0 i V6 Turbo 10.98 12.07 24.0128-0118.1 428118 310 28,0 26,0 V
	2.4 JTD 129 10.03 12.07
	2.5 i V6 10.98 12.07
	3.0 i V6 10.98 12.07
	3.2 i V6 10.03 12.07
	2.0 i 16V T.Spark 10.98 12.07 13.0460-2827.2 602827 21606 16,7 /S LUC
	2.0 i V6 Turbo 10.98 12.07
	2.4 JTD 100 10.98 10.00
	2.4 JTD 103 10.00 12.07
	2.4 JTD 110 04.02 12.07
	2.4 JTD 120 10.03 12.07
	2.4 JTD 129 10.03 12.07
	2.4 JTD 132 07.06 12.07
	2.4 JTD 136 07.05 12.07
	2.5 i V6 10.98 12.07
	3.0 i V6 10.98 12.07
	3.2 i V6 10.03 12.07

1) - series super / - serie super / - Série super / - serie súper

ALFA ROMEO 166 (98-07)												
	2.0 i 16V T.Spark			10.98	12.07		24.0110-0290.1	410290			276 10,0 9,0 +B	
	2.0 i V6 Turbo			10.98	12.07							
	2.4 JTD	100		10.98	10.00							
	2.4 JTD	103		10.00	12.07							
	2.4 JTD	110		04.02	12.07							
	2.4 JTD	120		10.03	12.07							
	2.4 JTD	129		10.03	12.07							
	2.4 JTD	132		07.06	12.07							
	2.4 JTD	136		07.05	12.07							
	2.5 i V6			10.98	12.07							
	3.0 i V6			10.98	12.07							
	3.2 i V6			10.03	12.07							
ALFA ROMEO BRERA (06-11)												
	2.2 JTS	136		12.05	09.11		13.0460-7211.2	607211			24339 20,5 +/WK 24339 20,5 +/WK	ATE ATE
	1.8 TBi	147		05.09	09.11		13.0460-4971.2	604971			23092 16,0 +/WK 23092 16,0 +/WK	BRE BRE
	2.4 JTDM 20V	147		12.05	09.11		13.0470-7211.2	LD7211				
	2.4 JTDM 20V	154		02.07	09.11							
	3.2 JTS	191		03.08	09.11							
	3.2 JTS Q4	191		12.05	09.11							
	2.0 JTDM	125		05.09	09.11		24.0128-0192.1	428192			305 28,0 26,0 V +S +B	
	2.2 JTS	136		12.05	09.11							
	1.8 TBi	147		05.09	09.11		24.0128-0191.1	428191			330 28,0 26,0 V +S +B	
	2.4 JTDM 20V	147		12.05	09.11							
	2.4 JTDM 20V	154		02.07	09.11							
	3.2 JTS	191		03.08	09.11							
	3.2 JTS Q4	191		12.05	09.11							
	1.8 TBi	147		05.09	09.11		13.0460-2707.2	602707			23760 17,7 /S 23760 17,7 /S	LUC LUC
	2.0 JTDM	125		05.09	09.11		13.0470-2707.2	LD2707				
	2.2 JTS	136		12.05	09.11							
	2.4 JTDM 20V	147		12.05	09.11							
	2.4 JTDM 20V	154		02.07	09.11							
	3.2 JTS	191		03.08	09.11							
	3.2 JTS Q4	191		12.05	09.11							
	2.0 JTDM	125		05.09	09.11		24.0112-0170.1	412170			278 12,0 10,0 +S +B	
	2.2 JTS	136		12.05	09.11							
	1.8 TBi	147		05.09	09.11		24.0122-0233.1	422233			292 22,0 20,0 V +S +B	
	2.4 JTDM 20V	147		12.05	09.11							
	2.4 JTDM 20V	154		02.07	09.11							
	3.2 JTS	191		03.08	09.11							
	3.2 JTS Q4	191		12.05	09.11							
ALFA ROMEO GIULIETTA (10-)												
	1.4 BiFuel	88		12.11			13.0460-7273.2	607273		- Sonderbremszange ¹⁾	24538 19,4 +/WK	ATE
	1.4 TB	88		04.10			13.0470-7273.2	LD7273		- Sonderbremszange ¹⁾	24538 19,4 +/WK	ATE
	1.6 JTDM	77		04.10								
	2.0 JTDM	103		04.10			13.0460-7269.2	607269		- Sonderbremszange ¹⁾	24340 19,5 +/WK	ATE
	2.0 JTDM	125		04.10			13.0470-7269.2	LD7269		- Sonderbremszange ¹⁾	24340 19,5 +/WK	ATE
	2.0 JTDM	103		04.10			24.0128-0192.1	428192			305 28,0 26,0 V +S +B	
	2.0 JTDM	125		04.10								
	1.4 TB	120		04.10			24.0128-0191.1	428191			330 28,0 26,0 V +S +B	
	1.4 TB MultiAir	125		04.10								
	1.8 TBi	173		04.10								
	1.4 BiFuel	88		12.11			24.0126-0168.1	426168			281 26,2 24,2 V +S +B	
	1.4 TB	77		04.11								
	1.4 TB	88		04.10								
	1.6 JTDM	77		04.10								
	1.4 BiFuel	88		12.11			24.0110-0359.1	410359		- Sonderbremszange ¹⁾	264 10,0 8,0 +S +B	
	1.4 TB	88		04.10								
	1.6 JTDM	77		04.10								
	2.0 JTDM	103		04.10								
	2.0 JTDM	125		04.10								
	1.4 BiFuel	88		12.11		+ Sonderbremszange ²⁾	24.0112-0170.1	412170			278 12,0 10,0 +S +B	
	1.4 TB	77		04.11								
	1.4 TB	88		04.10		+ Sonderbremszange ²⁾						
	1.4 TB	120		04.10								
	1.4 TB MultiAir	125		04.10								
	1.6 JTDM	77		04.10		+ Sonderbremszange ²⁾						
	1.8 TBi	173		04.10								
	2.0 JTDM	103		04.10		+ Sonderbremszange ²⁾						
	2.0 JTDM	125		04.10		+ Sonderbremszange ²⁾						
ALFA ROMEO GT (04-10)												
	1.8 TS	103	3286797	11.03			13.0460-7181.2	607181			21636 19,3 +/WK	ATE
	1.9 JTD	110	3286797	11.03			13.0470-7181.2	LD7181			21636 19,3 +/WK	ATE
	2.0 JTS	121	3286797	11.03								
	1.8 TS	103	3286798		07.10		13.0460-7140.2	607140			23289 19,3 +/WK	ATE
	1.9 JTD	110	3286798		07.10		13.0470-7140.2	LD7140			23289 19,3 +/WK	ATE
	1.9 JTD	125		05.08	07.10							
	2.0 JTS	121	3286798		07.10							
	3.2 i V6	176		11.03	07.10		13.0460-4991.2	604991			23092 16,0 +/WK	BRE

¹⁾ - special brake caliper / - pinza freno speciale / - pince à frein spéciale / - pinza freno especial

²⁾ + special brake caliper / + pinza freno speciale / + pince à frein spéciale / + pinza freno especial



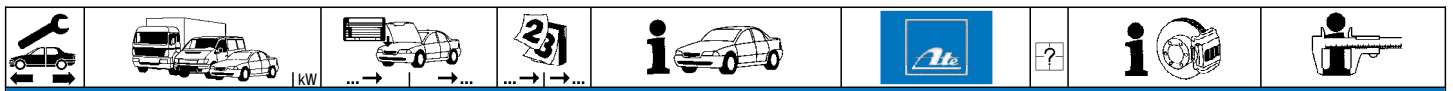
ALFA ROMEO GT (04-10)									
	1.8 TS	103		11.03	07.10	24.0122-0145.1	422145		284 22,0 20,2 V +B
	1.9 JTD	110		11.03	07.10				
	1.9 JTD	125		05.08	07.10				
	2.0 JTS	121		11.03	07.10				
	3.2 i V6	176		11.03	07.10	24.0132-0129.1	432129		330 32,0 30,0 V L
	1.8 TS	103		11.03	07.10	13.0460-2867.2	602867		23517 16,6 /S LUC
	1.9 JTD	110		11.03	07.10	13.0470-2867.2	LD2867		23517 16,6 /S LUC
	1.9 JTD	125		05.08	07.10				
	2.0 JTS	121		11.03	07.10				
	3.2 i V6	176		11.03	07.10				
	1.8 TS	103		11.03	07.10	24.0110-0283.1	410283		276 10,0 9,0 +B
	1.9 JTD	110		11.03	07.10				
	1.9 JTD	125		05.08	07.10				
	2.0 JTS	121		11.03	07.10				
	3.2 i V6	176		11.03	07.10				

ALFA ROMEO GTV (95-05)									
	2.0 i 16V			05.95	06.95	13.0460-2987.2	602987		23168 19,0 +/WK/S LUC
	2.0 i V6 Turbo	148		05.95	06.95				
	1.8 i 16V	106		04.98	12.05	13.0460-7069.2	607069		21636 19,3 +/WK ATE
	2.0 i 16V			07.95	12.05				
	2.0 i V6 Turbo	148		07.95	12.05				
	2.0 JTS	121		04.03	12.05				
	3.0 i V6			10.96	12.05	13.0460-4968.2	604968		21381 18,0 +/WK BRE
	3.2 i V6	176		04.03	12.05				
	1.8 i 16V	106		04.98	12.05	24.0122-0225.1	422225		284 22,0 20,2 V
	2.0 i 16V			05.95	12.05				
	2.0 JTS	121		04.03	12.05				
	2.0 i V6 Turbo	148		05.95	12.05	24.0122-0145.1	422145		284 22,0 20,2 V +B
	3.0 i V6			10.96	12.05	24.0128-0119.1	428119		305 28,0 26,0 V
	3.2 i V6	176		04.03	12.05				
	1.8 i 16V	106		04.98	12.05	13.0460-2951.2	602951	+ GG-Sättel ¹⁾	21103 14,2 /S LUC
	2.0 i 16V			05.95	12.05	13.0460-0072.2	610072	+ GG-Sättel ¹⁾	Einbausatz LUC
	2.0 i V6 Turbo	148		05.95	12.05	13.0460-2826.2	602826	+ ALU-Sättel ²⁾	23177 14,2 /S LUC
	2.0 JTS	121		04.03	12.05				
	3.0 i V6			10.96	12.05				
	3.2 i V6	176		04.03	12.05				
	1.8 i 16V	106		04.98	12.05	24.0111-0142.1	411142		241 11,0 9,2 +B
	2.0 i 16V			05.95	12.05				
	2.0 i V6 Turbo	148		05.95	12.05				
	2.0 JTS	121		04.03	12.05				

ALFA ROMEO MITO (08-)									
	0.9	63		07.11		13.0460-3863.2	603863		23706 18,0 +/WK/Zub/SBOS
	0.9	77		04.13					
	1.4 i 16V	51		05.11		13.0460-3826.2	603826		23706 18,0 +/WK/Zub/SBOS
	1.4 i 16V	58		08.08		13.0470-3826.2	LD3826		23706 18,0 +/WK/Zub/SBOS
	1.4 i 16V	70		08.08					
	1.3 JTDM	62		01.11		13.0460-3984.2	603984		23711 19,4 +/WK/S BOS
	1.3 JTDM	66		08.08		13.0470-3984.2	LD3984		23711 19,4 +/WK/S BOS
	1.3 JTDM	70		10.09					
	1.4	88		08.08					
	1.4 Bifuel	88		07.11					
	1.4 TB	99		09.09					
	1.6 JTD	88		08.08					
	1.6 JTDM	85		09.08					
	1.4 TB	114		08.08		13.0460-4853.2	604853		24162 15,2 +/WK BRE
	1.4 TB	125		10.09		13.0470-4853.2	LD4853		24162 15,2 +/WK BRE
	1.4 Turbo	110		09.08					
	0.9	63		07.11		24.0122-0197.1	422197		258 22,0 20,2 V +B
	0.9	77		04.13					
	1.4 i 16V	51		05.11					
	1.4 i 16V	58		08.08					
	1.4 i 16V	70		08.08					
	1.3 JTDM	62		01.11		24.0126-0125.1	426125		281 26,0 24,2 V +B
	1.3 JTDM	66		08.08					
	1.3 JTDM	70		10.09					
	1.4	88		08.08					
	1.4 Bifuel	88		07.11					
	1.4 TB	99		09.09					
	1.6 JTD	88		08.08					
	1.6 JTDM	85		09.08					
	1.4 TB	114		08.08		24.0128-0231.1	428231		305 28,0 26,0 V L +B
1.4 TB	125		10.09						
1.4 Turbo	110		09.08						
	0.9	63		07.11		13.0460-3991.2	603991	+ Sonderbremszange ³⁾	23714 16,6 /S BOS
	0.9	77		04.13		13.0470-3812.2	LD3812	+ Sonderbremszange ³⁾	23714 17,6 /S BOS
	1.3 JTDM	62		01.11		13.0460-3861.2	603861	+ Sonderbremszange ³⁾	23714 17,6 +/WK/Zub/SBOS
	1.3 JTDM	66		08.08					
	1.3 JTDM	70		10.09					
	1.4	88		08.08					
	1.4 Bifuel	88		07.11					
	1.4 i 16V	51		05.11					

1) + cast iron caliper / + pinza in ghisa / + étriers en fonte grise / + fundición gris-pinza
2) + aluminium calipers / + pinze in alluminio / + étriers en aluminium / + pinzas de aluminio
3) + special brake caliper / + pinza freno speciale / + pince à frein spéciale / + pinza freno especial





ALFA ROMEO MITO (08-)

	1.4 i 16V	58		08.08		13.0460-3991.2	603991	+ Sonderbremszange ¹⁾	23714 16,6 /S	BOS
	1.4 i 16V	70		08.08		13.0470-3812.2	LD3812	+ Sonderbremszange ¹⁾	23714 17,6 /S	BOS
	1.4 TB	99		09.09		13.0460-3861.2	603861	+ Sonderbremszange ¹⁾	23714 17,6 +/WK/Zub/SBOS	
	1.4 TB	114		08.08						
	1.4 TB	125		10.09						
	1.4 Turbo	110		09.08						
	1.6 JTD	88		08.08						
	1.6 JTDM	85		09.09						
	0.9	63		07.11		13.0460-2763.2	602763	- Sonderbremszange ²⁾	25237 17,2 +/WK/Zub/S LUC	
	0.9	77		04.13						
	1.3 JTDM	62		01.11						
	1.3 JTDM	66		08.08						
	1.3 JTDM	70		10.09						
	1.4	88		08.08						
1.4 Bifuel	88		07.11							
1.4 i 16V	51		05.11							
1.4 i 16V	58		08.08							
1.4 i 16V	70		08.08							
1.4 TB	99		09.09							
1.4 TB	114		08.08							
1.4 TB	125		10.09							
1.4 Turbo	110		09.08							
1.6 JTD	88		08.08							
1.6 JTDM	85		09.09							
	0.9	63		07.11		24.0110-0349.1	410349	- Sonderbremszange ²⁾	251 10,0 9,0 +B	
	0.9	77		04.13						
	1.3 JTDM	62		01.11						
	1.3 JTDM	66		08.08						
	1.3 JTDM	70		10.09						
	1.4	88		08.08						
	1.4 Bifuel	88		07.11						
	1.4 i 16V	51		05.11						
	1.4 i 16V	58		08.08						
	1.4 i 16V	70		08.08						
	1.4 TB	99		09.09						
	1.4 TB	114		08.08						
	1.4 TB	125		10.09						
	1.4 Turbo	110		09.08						
1.6 JTD	88		08.08							
1.6 JTDM	85		09.08							
0.9	63		07.11		24.0110-0349.1	410349	+ Sonderbremszange ¹⁾	251 10,0 9,0 +B		
0.9	77		04.13							
1.3 JTDM	62		01.11							
1.3 JTDM	66		08.08							
1.3 JTDM	70		10.09							
1.4	88		08.08							
1.4 Bifuel	88		07.11							
1.4 i 16V	51		05.11							
1.4 i 16V	58		08.08							
1.4 i 16V	70		08.08							
1.4 TB	99		09.09							
1.4 TB	114		08.08							
1.4 TB	125		10.09							
1.4 Turbo	110		09.08							
1.6 JTD	88		08.08							
1.6 JTDM	85		09.08							

ALFA ROMEO SPIDER (95-05)




















	2.0 i 16V	110		05.95	10.95	13.0460-2987.2	602987		23168 19,0 +/WK/S	LUC
	3.0 i V6	141		05.95	06.95					
	1.8 i 16V	106		04.98	12.05	13.0460-7069.2	607069		21636 19,3 +/WK	ATE
	2.0 16V	114		05.98	12.05					
	2.0 i 16V	110		11.95	12.05					
	2.0 i V6 Turbo	148		05.98	12.05					
	2.0 JTS	121		04.03	12.05					
	3.0 i V6	141		07.95	12.05	13.0460-4968.2	604968		21381 18,0 +/WK	BRE
3.0 V6	160		10.00	12.05						
3.0 V6 24V	162		01.99	12.05						
3.2 i V6	176		04.03	12.05						
	2.0 i 16V	110		05.95	10.95	24.0120-0159.1	420159		257 20,0 18,2 V	
	1.8 i 16V	106		04.98	12.05	24.0122-0225.1	422225		284 22,0 20,2 V	
	2.0 16V	114		05.98	12.05					
	2.0 i 16V	110		11.95	12.05					
	2.0 JTS	121		04.03	12.05					
	2.0 i V6 Turbo	148		05.98	12.05	24.0122-0145.1	422145		284 22,0 20,2 V +B	
	3.0 i V6	141		05.95	12.05	24.0128-0119.1	428119		305 28,0 26,0 V	
	3.0 V6	160		10.00	12.05					
3.0 V6 24V	162		01.99	12.05						
3.2 i V6	176		04.03	12.05						
	1.8 i 16V	106		04.98	12.05	13.0460-2951.2	602951	+ GG-Sättel ³⁾	21103 14,2 /S	LUC
	2.0 16V	114		05.98	12.05	13.0460-2826.2	602826	+ ALU-Sättel ⁴⁾	23177 14,2 /S	LUC
	2.0 i 16V	110		05.95	12.05	13.0460-0072.2	610072	+ GG-Sättel ³⁾	Einbausatz	LUC
	2.0 i V6 Turbo	148		05.98	12.05					
	2.0 JTS	121		04.03	12.05					
	3.0 i V6	141		05.95	12.05					
	3.0 V6	160		10.00	12.05					

¹⁾ + special brake caliper / + pinza freno speciale / + pince à frein spéciale / + pinza freno especial

²⁾ - special brake caliper / - pinza freno speciale / - pince à frein spéciale / - pinza freno especial

³⁾ + cast iron caliper / + pinza in ghisa / + étriers en fonte grise / + fundición gris-pinza




















⁴⁾ + aluminium calipers / + pinze in alluminio / + étriers en aluminium / + pinzas de aluminio



















										
ALFA ROMEO SPIDER (95-05)										
	3.0 V6 24V 3.2 i V6	162 176		01.99 04.03	12.05 12.05	13.0460-2951.2 13.0460-2826.2 13.0460-0072.2	602951 602826 610072	+ GG-Sättel ¹⁾ + ALU-Sättel ²⁾ + GG-Sättel ¹⁾	21103 14,2 /S 23177 14,2 /S Einbausatz	LUC LUC LUC
	1.8 i 16V 2.0 16V 2.0 i 16V 2.0 i V6 Turbo 2.0 JTS 3.0 i V6 3.0 V6 3.0 V6 24V 3.2 i V6	106 114 110 148 121 141 160 162 176		04.98 05.98 05.95 05.98 04.03 05.95 10.00 01.99 04.03	12.05 12.05 12.05 12.05 12.05 12.05 12.05 12.05 12.05	24.0111-0142.1	411142		241 11,0 9,2 +B	
ALFA ROMEO SPIDER (06-11)										
	2.2 JTS	136		04.06	02.08	13.0460-7211.2 13.0470-7211.2	607211 LD7211		24339 20,5 +/WK 24339 20,5 +/WK	ATE ATE
	1.8 Tbi 2.4 JTDM 20V 2.4 JTDM 20V 3.2 JTS 3.2 JTS Q4	147 147 154 191 191		05.09 02.07 05.07 03.08 04.06	09.11 09.11 09.11 09.11 09.11	13.0460-4971.2 13.0470-4971.2	604971 LD4971		23092 16,0 +/WK 23092 16,0 +/WK	BRE BRE
	2.0 JTDM 2.0 JTDM 2.2 JTS	120 125 136		04.09 05.09 04.06	09.11 09.11 09.11	24.0128-0192.1	428192		305 28,0 26,0 V +S +B	
	1.8 Tbi 2.4 JTDM 20V 2.4 JTDM 20V 3.2 JTS 3.2 JTS Q4	147 147 154 191 191		05.09 02.07 05.07 03.08 04.06	09.11 09.11 09.11 09.11 09.11	24.0128-0191.1	428191		330 28,0 26,0 V +S +B	
	1.8 Tbi 2.0 JTDM 2.0 JTDM 2.2 JTS 2.4 JTDM 20V 2.4 JTDM 20V 3.2 JTS 3.2 JTS Q4	147 120 125 136 147 154 191 191		05.09 04.09 05.09 04.06 02.07 05.07 03.08 04.06	09.11 09.11 09.11 09.11 09.11 09.11 09.11 09.11	13.0460-2707.2 13.0470-2707.2	602707 LD2707		23760 17,7 /S 23760 17,7 /S	LUC LUC
	2.0 JTDM 2.0 JTDM 2.2 JTS	120 125 136		04.09 05.09 04.06	09.11 09.11 09.11	24.0112-0170.1	412170		278 12,0 10,0 +S +B	
	1.8 Tbi 2.4 JTDM 20V 2.4 JTDM 20V 3.2 JTS 3.2 JTS Q4	147 147 154 191 191		05.09 02.07 05.07 03.08 04.06	09.11 09.11 09.11 09.11 09.11	24.0122-0233.1	422233		292 22,0 20,0 V +S +B	
ASTON MARTIN CYGNET (11-)										
	1.3	72		04.11		24.0120-0219.1	420219		255 20,0 18,0 V +B	
	1.3	72		04.11		24.0109-0156.1	409156		259 9,0 7,5 +B	
AUDI 80 (91-95)										
	1.6 1.9 TD 1.9 TDI 2.0 2.3 2.6 2.8	55 66		08.91 09.91 09.91 08.91 09.91 07.92 09.91	12.95 12.95 12.95 12.95 12.95 12.95 12.95	13.0460-2934.2 13.0460-2925.2	602934 602925		20669 19,0 /S 20901 19,0 +/WK/S	LUC LUC
	1.6 1.9 TD 1.9 TDI 2.0	52 55 66 66	8C-P-000001 8C-P-000001 8C-P-000001 8C-P-000001	08.91 09.91 09.91 08.91		24.0113-0166.1	413166		21138 18,8 +/WK/S 256 13,0 11,0 +B	LUC
	1.6 1.9 TD 1.9 TDI 2.0	52 55 66 66	8C-P-000001 8C-P-000001 8C-P-000001 8C-P-000001		12.95 12.95 12.95 12.95	24.0113-0179.1	413179	+ Schaltgetriebe ³⁾ + Schaltgetriebe ³⁾ + Schaltgetriebe ³⁾ + Schaltgetriebe ³⁾	280 13,0 11,0 L +B	
	1.6 2.0 2.0 2.0 2.3	74 66 85 101	8C-N-300000 8C-N-300000 8C-N-300000 8C-N-300000 8C-N-300000	08.91 08.91 08.91 08.91 09.91		24.0122-0108.1	422108	+ Automatikgetriebe ⁴⁾	256 22,0 20,0 V L +B	
	1.6 1.6 1.9 TD 2.0 2.0 2.0 2.0 2.3 2.6 2.8	52 74 55 66 85 101 103	8C-P-000001 8C-P-000001 8C-P-000001 8C-P-000001 8C-P-000001 8C-P-000001 8C-P-000001 8C-P-000001 8C-P-000001		12.95 12.95 12.95 12.95 07.92 12.95 12.95 08.92 12.95	24.0122-0139.1	422139	+ Automatikgetriebe ⁴⁾ + Automatikgetriebe ⁴⁾ + Automatikgetriebe ⁴⁾ + Automatikgetriebe ⁴⁾	280 22,0 20,0 V L +B	
	2.0 2.0 2.3 2.6 2.8	101 103	8C-P-000001 8C-P-000001		07.92 12.95 12.95	24.0125-0106.1	425106		276 25,0 23,0 V L +B	

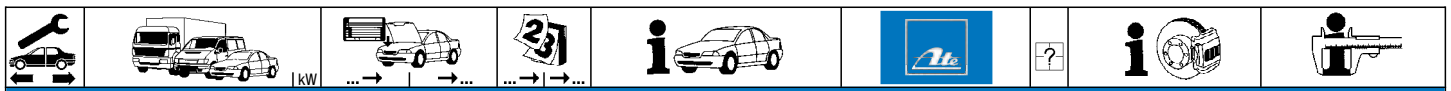
1) + cast iron caliper / + pinza in ghisa / + étriers en fonte grise / + fundición gris-pinza
2) + aluminium calipers / + pinze in alluminio / + étriers en aluminium / + pinzas de aluminio
3) + manual transmission / + scatola cambio velocità / + transmission mécanique / + cambio de velocidad
4) + autom.transmission / + scatola cambio automatico / + transmission automatique / + cambio automático

AUDI 80 (91-95)																			
	1.6 1.6 1.9 TD 1.9 TD 1.9 TDI 1.9 TDI 2.0 2.0 2.0 2.0 2.3 2.6 2.8		8C-P-050001 55 55 8C-P-050001 66 66 8C-P-050001 66 8C-P-050001 66 8C-P-050001 85 101 103	8C-P-050000 8C-P-050000 8C-P-050000 8C-P-050000 8C-P-050000 8C-P-050000 8C-P-050000 8C-P-050000 8C-P-050000 8C-P-050000 8C-P-050000 8C-P-050000 8C-P-050000 8C-P-050000 8C-P-050000 8C-P-050000	08.91 09.91 09.91 09.91 08.91 08.91 08.91 08.91 09.91 08.92 09.91	+ ABS + ABS + ABS + ABS + ABS + ABS + ABS + ABS + ABS + ABS + ABS + ABS + ABS + ABS + ABS + ABS + ABS		13.0460-3602.2 603602								21144 15,8 /S	LUC		
	1.6 1.6 1.9 TD 1.9 TD 1.9 TDI 1.9 TDI 2.0 2.0 2.0 2.0 2.3 2.6 2.8		8C-P-050001 55 55 8C-P-050001 66 66 8C-P-050001 66 8C-P-050001 66 8C-P-050001 85 101 103	8C-P-050000 8C-P-050000 8C-P-050000 8C-P-050000 8C-P-050000 8C-P-050000 8C-P-050000 8C-P-050000 8C-P-050000 8C-P-050000 8C-P-050000 8C-P-050000 8C-P-050000 8C-P-050000 8C-P-050000 8C-P-050000 8C-P-050000	08.91 09.91 09.91 09.91 08.91 08.91 08.91 08.91 09.91 08.92 09.91	+ ABS + ABS + ABS + ABS + ABS + ABS + ABS + ABS + ABS + ABS + ABS + ABS + ABS + ABS + ABS + ABS + ABS		24.0110-0178.1 410178								245 10,0 8,0 +B			
	1.6 1.9 TD 1.9 TDI 2.0		55 66 66	8C-P-050000 8C-P-050000 8C-P-050000 8C-P-050000	08.91 08.91 09.91 08.91	- ABS - ABS - ABS - ABS		03.0137-0264.2 650264 03.0137-9164.2 669164									230 x 40 HEB Einbausatz	VW	
	1.6 1.9 TD 1.9 TDI 2.0		55 66 66	8C-P-050000 8C-P-050000 8C-P-050000 8C-P-050000	08.91 09.91 09.91 08.91	- ABS - ABS - ABS - ABS		24.0223-0007.1 480037									230/231 x 46		
	1.6 1.9 TDI 2.0		74 8C-P-000001 66 8C-P-000001 8C-P-000001	8C-P-050000 8C-P-050000 8C-P-050000		- ABS - ABS - ABS		03.0520-6120.3 696120									20,64/230x40 TopKit	VW	
AUDI 80 Quattro (92-95)																			
	2.0 2.3 2.6 2.8 S2 2.2				09.91 09.91 08.92 09.91 02.93	12.95 12.95 12.95 12.95 12.95		13.0460-2934.2 602934 13.0460-2963.2 602963									20669 19,0 /S	LUC	
	2.0 2.3 2.0 2.3 2.6 2.8 S2 2.2			8C-N-300000 8C-N-300000	09.91 09.91	12.95 12.95		24.0122-0108.1 422108										256 22,0 20,0 V L +B	
	2.0 2.3 2.6 2.8 S2 2.2		8C-P-000001 8C-P-000001			12.95 12.95 08.92 12.95		24.0122-0139.1 422139										280 22,0 20,0 V L +B	
	2.0 2.3 2.6 2.8 S2 2.2				09.91 09.91 08.92 09.91 02.93	12.95 12.95 12.95 12.95 12.95		24.0125-0106.1 425106 24.0125-0139.1 425139										276 25,0 23,0 V L +B 276 24,9 23,0 V L +B	
	2.0 2.3 2.6 2.8 S2 2.2				09.91 09.91 08.92 09.91 02.93	12.95 12.95 12.95 12.95 12.95		13.0460-3602.2 603602										21144 15,8 /S	LUC
	2.0 2.3 2.6 2.8 S2 2.2				09.91 09.91 08.92 09.91 02.93	12.95 12.95 12.95 12.95 12.95		24.0110-0182.1 410182 24.0110-0261.1 410261										245 10,0 8,0 +B 245 10,0 8,0 +B	
AUDI 100 (91-94)																			
	1.6 2.0 2.0 16V 2.3 2.4 D 2.5 TDI 2.6 2.8				03.92 12.90 01.92 12.90 05.91 06.91 04.92 12.90	07.93 07.94 07.94 07.94 07.94 07.94 07.94 07.94		13.0460-7050.2 607050										20678 19,5 +/WK	ATE
	1.6 2.0 2.0 16V 2.3 2.4 D 2.5 TDI				03.92 12.90 01.92 12.90 05.91 06.91	07.93 07.94 07.94 07.94 07.94 07.94		24.0115-0105.1 415105 24.0315-0105.1 515105										288 15,0 13,0 L +B 288 15,0 13,0 L +B PD	
	2.6 2.8				04.92 12.90	07.94 07.94		24.0125-0105.1 425105 24.0325-0105.1 525105										288 25,0 23,0 V L +B 288 25,0 23,0 V L +B PD	

Werkzeuge		LKW		PKW		231		i		ATE		?		i		Schlüssel		
AUDI 100 (91-94)																		
	1.6 2.0 2.0 2.0 16V 2.3 2.4 D 2.4 D 2.5 TDI 2.6 2.8				03.92 12.90 07.93 01.92 12.90 05.91 07.93 06.91 04.92 12.90	07.93 06.93 07.94 07.94 07.94 06.93 + ABS 07.94 07.94 07.94 07.94	+ ABS + ABS			13.0460-3602.2 603602							21144 15,8 /S	LUC
	1.6 2.0 2.0 2.0 16V 2.3 2.4 D 2.4 D 2.5 TDI 2.6 2.8				03.92 12.90 07.93 01.92 12.90 05.91 07.93 06.91 04.92 12.90	07.93 06.93 07.94 07.94 07.94 06.93 + ABS 07.94 07.94 07.94 07.94	+ ABS + ABS			24.0110-0201.1 24.0310-0201.1	410201 510201						245 10,0 8,0 +B 245 10,0 8,0 +B PD	
	1.6 2.0 2.0 2.4 D		74 85		03.92 12.90 12.90 05.91	07.93 07.93 07.93 07.93	- ABS - ABS - ABS - ABS			03.0137-0264.2 03.0137-9164.2	650264 669164						230 x 40 HEB Einbausatz	VW
	1.6 2.0 2.0 2.4 D		74 85		03.92 12.90 12.90 05.91	07.93 06.93 06.93 06.93	- ABS - ABS - ABS - ABS			24.0223-0014.1	480065						230/231 x 51	
	1.6 2.0 2.0 2.4 D		74 85		03.92 12.90 12.90 05.91	07.93 07.93 07.93 07.93	- ABS - ABS - ABS - ABS			03.0520-6120.3	696120						20,64/230x40 TopKit	VW
AUDI 100 Quattro (91-94)																		
	2.0 2.3 2.6 2.8				12.90 12.90 03.92 12.90	07.94 07.94 07.94 07.94				13.0460-7050.2	607050						20678 19,5 +/WK	ATE
	S4 2.2	169		4A-P-150000	08.91					13.0460-2847.2 24.8190-0105.2	602847 620105	2					21219 17,1 +/WE Warnkontakt L=240mm	ATE
	S4 2.2 S4 4.2	169	4A-R-000001			07.94 07.94				13.0460-2717.2	602717						21452 18,5 +/WK/S	LUC
	2.0 2.3 2.6 2.8				12.90 12.90 03.92 12.90	07.94 07.94 07.94 07.94				24.0115-0105.1 24.0315-0105.1	415105 515105						288 15,0 13,0 L +B 288 15,0 13,0 L +B PD	
	S4 2.2 S4 4.2	169	4A-R-000001			07.94 07.94				24.0125-0105.1 24.0325-0105.1	425105 525105						288 25,0 23,0 V L +B 288 25,0 23,0 V L +B PD	
	S4 2.2 S4 4.2	169	4A-R-000001			07.94 07.94				24.0130-0104.1	430104						314 30,0 28,0 V L +B	
	2.0 2.3 2.6 2.8				12.90 12.90 03.92 07.92	07.94 07.94 07.94 07.94				13.0460-3602.2	603602						21144 15,8 /S	LUC
	S4 2.2 S4 4.2	169			08.91 10.92	07.94 07.94				24.0110-0201.1 24.0310-0201.1	410201 510201						245 10,0 8,0 +B 245 10,0 8,0 +B PD	
	S4 2.2 S4 4.2	169			08.91 10.92	07.94 07.94	- (N) - (N) - (N) - (N)			24.0120-0172.1	420172						269 19,9 18,0 V L	
AUDI A1 / A1 Sportback (10-)																		
	1.2 TFSI 1.4 TFSI 1.4 TFSI 1.4 TFSI 1.6 TDI 1.6 TDI 2.0 TDI 2.0 TFSI quattro	63 90 103 136 66 77 105 188			05.10 05.10 04.12 11.10 05.10 05.10 09.11 10.12	PR: 1ZG PR: 1ZG PR: 1ZG PR: 1ZG PR: 1ZG PR: 1ZG PR: 1ZG PR: 1ZG				13.0460-7111.2 13.0470-7111.2	607111 LD7111						23130 19,6 + 23130 19,6 +	VW VW
	1.2 TFSI 1.4 TFSI 1.4 TFSI 1.4 TFSI 1.6 TDI 1.6 TDI 2.0 TDI 2.0 TFSI quattro	63 90 103 136 66 77 105 188			05.10 05.10 04.12 11.10 05.10 05.10 09.11 10.12	PR: 1ZC PR: 1ZC PR: 1ZC PR: 1ZC PR: 1ZC PR: 1ZC PR: 1ZC PR: 1ZC				13.0460-7184.2 13.0470-7184.2	607184 LD7184						23587 20,6 +/WK 23587 20,6 +/WK	ATE ATE
	1.2 TFSI 1.4 TFSI 1.4 TFSI 1.4 TFSI 1.6 TDI 1.6 TDI 2.0 TDI 2.0 TFSI quattro	63 90 103 136 66 77 105 188			05.10 05.10 04.12 11.10 05.10 05.10 09.11 10.12	PR: 1LJ PR: 1LJ PR: 1LJ PR: 1LJ PR: 1LJ PR: 1LJ PR: 1LJ PR: 1LJ				13.0460-7226.2 13.0470-7226.2	607226 LD7226						23587 20,4 +/WK 23587 20,4 +/WK	ATE ATE

	 kW														
AUDI A1 / A1 Sportback (10-)															
	2.0 TFSI quattro	188	10.12	PR: 1LJ	13.0460-7226.2 13.0470-7226.2	607226 LD7226		23587 20,4 +/WK 23587 20,4 +/WK	ATE ATE						
	1.2 TFSI	63	05.10	PR: 1ZG	24.0122-0151.1	422151		256 22,0 19,0 V L +S +B							
	1.4 TFSI	90	05.10	PR: 1ZG											
	1.4 TFSI	103	04.12	PR: 1ZG											
	1.4 TFSI	136	11.10	PR: 1ZG											
	1.6 TDI	66	05.10	PR: 1ZG											
	1.6 TDI	77	05.10	PR: 1ZG											
	2.0 TDI	105	09.11	PR: 1ZG											
	2.0 TFSI quattro	188	10.12	PR: 1ZG											
	1.2 TFSI	63	05.10	PR: 1ZS						24.0125-0123.1	425123		310 25,0 22,0 V L +B		
	1.4 TFSI	90	05.10	PR: 1ZS											
	1.4 TFSI	103	04.12	PR: 1ZS											
	1.4 TFSI	136	11.10	PR: 1ZS											
1.6 TDI	66	05.10	PR: 1ZS												
1.6 TDI	77	05.10	PR: 1ZS												
2.0 TDI	105	09.11	PR: 1ZS												
2.0 TFSI quattro	188	10.12	PR: 1ZS												
1.2 TFSI	63	05.10	PR: 1ZC	24.0125-0113.1	425113		288 25,0 22,0 V L +S +B								
1.4 TFSI	90	05.10	PR: 1ZC												
1.4 TFSI	103	04.12	PR: 1ZC												
1.4 TFSI	136	11.10	PR: 1ZC												
1.6 TDI	66	05.10	PR: 1ZC												
1.6 TDI	77	05.10	PR: 1ZC												
2.0 TDI	105	09.11	PR: 1ZC												
2.0 TFSI quattro	188	10.12	PR: 1ZC												
1.2 TFSI	63	05.10	PR: 1LJ						24.0125-0158.1	425158		312 25,0 22,0 V L +S +B			
1.4 TFSI	90	05.10	PR: 1LJ												
1.4 TFSI	103	04.12	PR: 1LJ												
1.4 TFSI	136	11.10	PR: 1LJ												
1.6 TDI	66	05.10	PR: 1LJ												
1.6 TDI	77	05.10	PR: 1LJ												
2.0 TDI	105	09.11	PR: 1LJ												
2.0 TFSI quattro	188	10.12	PR: 1LJ												
	1.2 TFSI	63	05.10		24.0711-5273.3 24.0711-5274.3	360303 360304		Radsensor Radsensor							
	1.4 TFSI	90	05.10												
	1.4 TFSI	103	04.12												
	1.4 TFSI	136	11.10												
	1.6 TDI	66	05.10												
	1.6 TDI	77	05.10												
	2.0 TDI	105	09.11												
	2.0 TFSI quattro	188	10.12												
		1.2 TFSI	63	05.10					PR: 1KT	13.0460-2820.2 13.0470-2820.2	602820 LD2820		20961 17,2 /S 20961 17,2 /S		LUC LUC
		1.4 TFSI	90	05.10					PR: 1KT						
		1.4 TFSI	103	04.12					PR: 1KT						
		1.4 TFSI	136	11.10					PR: 1KT						
1.6 TDI		66	05.10	PR: 1KT											
1.6 TDI		77	05.10	PR: 1KT											
2.0 TDI		105	09.11	PR: 1KT											
2.0 TFSI quattro		188	10.12	PR: 1KT											
		1.2 TFSI	63	05.10	PR: 1KS	13.0460-3858.2	603858		24563 17,7 /Zub/S					BOS	
		1.4 TFSI	90	05.10	PR: 1KS										
		1.4 TFSI	103	04.12	PR: 1KS										
		1.4 TFSI	136	11.10	PR: 1KS										
	1.6 TDI	66	05.10	PR: 1KS											
	1.6 TDI	77	05.10	PR: 1KS											
	2.0 TDI	105	09.11	PR: 1KS											
	2.0 TFSI quattro	188	10.12	PR: 1KS											
		1.2 TFSI	63	05.10	PR: 1KT					24.0109-0123.1	409123		230 9,0 7,0 +S +B		
		1.4 TFSI	90	05.10	PR: 1KT										
		1.4 TFSI	103	04.12	PR: 1KT										
		1.4 TFSI	136	11.10	PR: 1KT										
1.6 TDI		66	05.10	PR: 1KT											
1.6 TDI		77	05.10	PR: 1KT											
2.0 TDI		105	09.11	PR: 1KT											
2.0 TFSI quattro		188	10.12	PR: 1KT											
		1.2 TFSI	63	05.10	PR: 1KS	24.0110-0356.1	410356		272 9,7 8,0 +S +B						
		1.4 TFSI	90	05.10	PR: 1KS										
		1.4 TFSI	103	04.12	PR: 1KS										
		1.4 TFSI	136	11.10	PR: 1KS										
	1.6 TDI	66	05.10	PR: 1KS											
	1.6 TDI	77	05.10	PR: 1KS											
	2.0 TDI	105	09.11	PR: 1KS											
	2.0 TFSI quattro	188	10.12	PR: 1KS											
		1.2 TFSI	63	05.10						24.0711-6233.3 24.0711-6234.3	360315 360316		Radsensor Radsensor		
		1.4 TFSI	90	05.10											
		1.4 TFSI	103	04.12											
		1.4 TFSI	136	11.10											
1.6 TDI		66	05.10												
1.6 TDI		77	05.10												
2.0 TDI		105	09.11												
2.0 TFSI quattro		188	10.12												



















AUDI A2 (00-05)		AUDI A3 (96-03)						
	1.2 TDI	45	03.01 07.05	13.0460-7178.2	607178		23395 13,7 +WK	VW
	1.4	55	06.00 07.05	13.0460-7117.2	607117		23131 19,6 +WK	VW
	1.4 TDI	55	06.00 07.05	13.0470-7117.2	LD7117		23131 19,6 +WK	VW
	1.4 TDI	66	11.03 07.05					
	1.6 FSI	81	05.02 07.05					
	1.2 TDI	45	03.01 07.05	24.0115-0109.1	415109		239 15,0 13,0 V L +B	
	1.4	55	06.00 07.05	24.0122-0151.1	422151		256 22,0 19,0 V L +S +B	
	1.4 TDI	55	06.00 07.05	24.0322-0151.1	522151		256 22,0 19,0 V L +S +B PD	
	1.4 TDI	66	11.03 07.05					
	1.6 FSI	81	05.02 07.05					
	1.2 TDI	45	03.01 07.05	24.0711-5079.3	360102		Radsensor	
	1.4	55	06.00 07.05	24.0711-5080.3	360103		Radsensor	
	1.4 TDI	55	06.00 07.05	24.0711-5273.3	360303		Radsensor	
	1.4 TDI	66	11.03 07.05	24.0711-5274.3	360304		Radsensor	
	1.6 FSI	81	05.02 07.05					
	1.4 TDI	66	11.03 07.05	13.0460-2894.2	602894		20961 17,4 /Zub/S	LUC
	1.6 FSI	81	05.02 07.05	13.0470-2894.2	LD2894		20961 17,4 /Zub/S	LUC
				13.0460-2864.2	602864		20961 17,4 /S	LUC
				13.0460-0072.2	610072		Einbausatz	LUC
	1.4 TDI	66	11.03 07.05	24.0109-0123.1	409123		230 9,0 7,0 +S +B	
	1.6 FSI	81	05.02 07.05	24.0309-0123.1	509123		230 9,0 7,0 +S +B PD	
	1.2 TDI	45	03.01 07.05	24.0711-6049.3	360126		Radsensor	
	1.4	55	06.00 07.05	24.0711-6050.3	360127		Radsensor	
	1.4 TDI	55	06.00 07.05	24.0711-6233.3	360315		Radsensor	
	1.4 TDI	66	11.03 07.05	24.0711-6234.3	360316		Radsensor	
	1.6 FSI	81	05.02 07.05					
	1.2 TDI	45	03.01 07.05	PR: 1KR	03.0137-9008.2	669008		Einbausatz
	1.4 TDI	55	06.00 07.05	PR: 1KR				
	1.4	55	06.00 07.05	PR: 1KB	03.0137-0268.2	650268	200 x 40 HEB	VW
	1.4 TDI	55	06.00 07.05	PR: 1KB	03.0137-9168.2	669168	Einbausatz	VW
	1.4	55	06.00 07.05	PR: 1KB	24.0220-0037.1	480161	200/201,5 x 50,5	
	1.4 TDI	55	06.00 07.05	PR: 1KB				
	1.4	55	06.00 07.05	PR: 1KB	03.0520-1517.3	691517	17,46/200x40 TopKit	VW
	1.4 TDI	55	06.00 07.05	PR: 1KB				
	1.4	55	06.00 07.05	PR: 1KR	03.0520-0415.3	690415	15,87/200x40 TopKit	VW
	1.4 TDI	55	06.00 07.05	PR: 1KR				
AUDI A3 (96-03)								
	1.6	75	09.96	PR: 1LQ,1LR,1LS	13.0460-7111.2	607111	23130 19,6 +	VW
	1.8	92	09.96	PR: 1LQ,1LR,1LS	13.0470-7111.2	LD7111	23130 19,6 +	VW
	1.8 quattro	92	08.98	PR: 1LQ,1LR,1LS				
	1.8 T	110	12.96	PR: 1LQ,1LR,1LS				
	1.8 T	132	12.98	PR: 1LQ,1LR,1LS				
	1.8 T quattro	110	08.98	PR: 1LQ,1LR,1LS				
	1.8 T quattro	132	10.98	PR: 1LQ,1LR,1LS				
	1.9 TDI	66	09.96	PR: 1LQ,1LR,1LS				
	1.9 TDI	81	03.97	PR: 1LQ,1LR,1LS				
	1.6	75	06.03	PR: 1LQ,1LS	13.0460-7117.2	607117	23131 19,6 +WK	VW
	1.8	92	06.03	PR: 1LQ,1LS	13.0470-7117.2	LD7117	23131 19,6 +WK	VW
	1.8 quattro	92	06.03	PR: 1LQ,1LS				
	1.8 T	110	06.03	PR: 1LQ,1LS				
	1.8 T	132	06.03	PR: 1LQ,1LS				
	1.8 T quattro	110	06.03	PR: 1LQ,1LS				
	1.8 T quattro	132	06.03	PR: 1LQ,1LS				
	1.9 TDI	66	06.01	PR: 1LQ,1LS				
	1.9 TDI	74	09.00	PR: 1LQ,1LS				
	1.9 TDI	81	06.01	PR: 1LQ,1LS				
	1.9 TDI	96	09.00	PR: 1LQ,1LS				
	1.9 TDI quattro	96	09.00	PR: 1LQ,1LS				
	1.6	75	09.96	PR: 1ZP	13.0460-7117.2	607117	23131 19,6 +WK	VW
	1.8	92	09.96	PR: 1ZP	13.0470-7117.2	LD7117	23131 19,6 +WK	VW
	1.8 quattro	92	08.98	PR: 1ZP				
	1.8 T	110	12.96	PR: 1ZP				
	1.8 T	132	12.98	PR: 1ZP				
	1.8 T quattro	110	08.98	PR: 1ZP				
	1.8 T quattro	132	10.98	PR: 1ZP				
	1.9 TDI	66	09.96	PR: 1ZP				
	1.9 TDI	74	09.00	PR: 1ZP				
	1.9 TDI	81	03.97	PR: 1ZP				
	1.9 TDI	96	09.00	PR: 1ZP				
	1.9 TDI quattro	96	09.00	PR: 1ZP				
	1.6	75	09.96	PR: 1LE,1LN,1ZD	13.0460-7081.2	607081	21911 20,3 +	ATE
	1.8	92	09.96	PR: 1LE,1LN,1ZD	13.0470-7081.2	LD7081	21911 20,3 +	ATE
	1.8 quattro	92	08.98	PR: 1LE,1LN,1ZD				
	1.8 T	110	12.96	PR: 1LE,1LN,1ZD				
	1.8 T	132	12.98	PR: 1LE,1LN,1ZD				
	1.8 T quattro	110	08.98	PR: 1LE,1LN,1ZD				
	1.8 T quattro	132	10.98	PR: 1LE,1LN,1ZD				
	1.9 TDI	66	09.96	PR: 1LE,1LN,1ZD				
	1.9 TDI	81	03.97	PR: 1LE,1LN,1ZD				
	1.9 TDI	81	03.97	PR: 1LE,1LN,1ZD				
	S3 quattro		08.98	PR: 1LT				

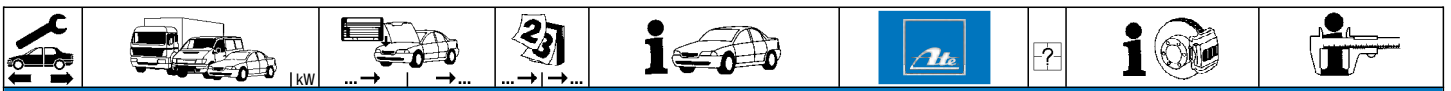


AUDI A3 (96-03)

	1.6	75	8L-Y-000001		06.03	PR: 1LE,1LN,1ZD	13.0460-7122.2	607122		23392 20,3 +WK	ATE
	1.8	92	8L-Y-000001		06.03	PR: 1LE,1LN,1ZD	13.0470-7122.2	LD7122		23392 20,3 +WK	ATE
	1.8 quattro	92	8L-Y-000001		06.03	PR: 1LE,1LN,1ZD					
	1.8 T	110	8L-Y-000001		06.03	PR: 1LE,1LN,1ZD					
	1.8 T	132	8L-Y-000001		06.03	PR: 1LE,1LN,1ZD					
	1.8 T quattro	110	8L-Y-000001		06.03	PR: 1LE,1LN,1ZD					
	1.8 T quattro	132	8L-Y-000001		06.03	PR: 1LE,1LN,1ZD					
	1.9 TDI	66	8L-Y-000001		06.01	PR: 1LE,1LN,1ZD					
	1.9 TDI	74		09.00	06.03	PR: 1LE,1LN,1ZD					
	1.9 TDI	81	8L-Y-000001		06.01	PR: 1LE,1LN,1ZD					
	1.9 TDI	96		09.00	06.03	PR: 1LE,1LN,1ZD					
1.9 TDI quattro	96		09.00	06.03	PR: 1LE,1LN,1ZD						
S3 quattro		8L-Y-000001		06.03	PR: 1LT						
	1.6	75		09.96	06.03	PR: 1LQ	24.0122-0151.1	422151		256 22,0 19,0 V L +S +B	
	1.8	92		09.96	06.03	PR: 1LQ	24.0322-0151.1	522151		256 22,0 19,0 V L +S +B PD	
	1.8 quattro	92		08.98	06.03	PR: 1LQ					
	1.8 T	110		12.96	06.03	PR: 1LQ					
	1.8 T	132		12.98	06.03	PR: 1LQ					
	1.8 T quattro	110		08.98	06.03	PR: 1LQ					
	1.8 T quattro	132		10.98	06.03	PR: 1LQ					
	1.9 TDI	66		09.96	06.01	PR: 1LQ					
	1.9 TDI	74		09.00	06.03	PR: 1LQ					
	1.9 TDI	81		03.97	06.01	PR: 1LQ					
	1.9 TDI	96		09.00	06.03	PR: 1LQ					
1.9 TDI quattro	96		09.00	06.03	PR: 1LQ						
	1.6	75		09.96	06.03	PR: 1LR,1LS,1ZP	24.0122-0150.1	422150		280 22,0 19,0 V L +S +B	
	1.8	92		09.96	06.03	PR: 1LR,1LS,1ZP	24.0322-0150.1	522150		280 22,0 19,0 V L +S +B PD	
	1.8 quattro	92		08.98	06.03	PR: 1LR,1LS,1ZP					
	1.8 T	110		12.96	06.03	PR: 1LR,1LS,1ZP					
	1.8 T	132		12.98	06.03	PR: 1LR,1LS,1ZP					
	1.8 T quattro	110		08.98	06.03	PR: 1LR,1LS,1ZP					
	1.8 T quattro	132		10.98	06.03	PR: 1LR,1LS,1ZP					
	1.9 TDI	66		09.96	06.01	PR: 1LR,1LS,1ZP					
	1.9 TDI	74		09.00	06.03	PR: 1LR,1LS,1ZP					
	1.9 TDI	81		03.97	06.01	PR: 1LR,1LS,1ZP					
	1.9 TDI	96		09.00	06.03	PR: 1LR,1LS,1ZP					
1.9 TDI quattro	96		09.00	06.03	PR: 1LR,1LS,1ZP						
	1.6	75		09.96	06.03	PR: 1LE,1LN,1ZD	24.0125-0113.1	425113		288 25,0 22,0 V L +S +B	
	1.8	92		09.96	06.03	PR: 1LE,1LN,1ZD	24.0325-0113.1	525113		288 25,0 22,0 V L +S +B PD	
	1.8 quattro	92		08.98	06.03	PR: 1LE,1LN,1ZD					
	1.8 T	110		12.96	06.03	PR: 1LE,1LN,1ZD					
	1.8 T	132		12.98	06.03	PR: 1LE,1LN,1ZD					
	1.8 T quattro	110		08.98	06.03	PR: 1LE,1LN,1ZD					
	1.8 T quattro	132		10.98	06.03	PR: 1LE,1LN,1ZD					
	1.9 TDI	66		09.96	06.01	PR: 1LE,1LN,1ZD					
	1.9 TDI	74		09.00	06.03	PR: 1LE,1LN,1ZD					
	1.9 TDI	81		03.97	06.01	PR: 1LE,1LN,1ZD					
	1.9 TDI	96		09.00	06.03	PR: 1LE,1LN,1ZD					
1.9 TDI quattro	96		09.00	06.03	PR: 1LE,1LN,1ZD						
S3 quattro			08.98	06.03	PR: 1LT	24.0125-0123.1	425123		310 25,0 22,0 V L +B		
						24.0325-0123.1	525123		310 25,0 22,0 V L +B PD		
	1.6	75		09.96	06.03		24.0711-1361.3	360022		Radsensor	
	1.8	92		09.96	06.03		24.0711-1362.3	360023		Radsensor	
	1.8 quattro	92		08.98	06.03						
	1.8 T	110		12.96	06.03						
	1.8 T	132		12.98	06.03						
	1.8 T quattro	110		08.98	06.03						
	1.8 T quattro	132		10.98	06.03						
	1.9 TDI	66		09.96	06.01						
	1.9 TDI	74		09.00	06.03						
	1.9 TDI	81		03.97	06.01						
	1.9 TDI	96		09.00	06.03						
1.9 TDI quattro	96		09.00	06.03							
S3 quattro			08.98	06.03							
	1.6	75		09.96	06.03	PR: 1KK,1KV,1KE	13.0460-2894.2	602894		20961 17,4 /Zub/S	LUC
	1.8	92		09.96	06.03	PR: 1KK,1KV,1KE	13.0470-2894.2	LD2894		20961 17,4 /Zub/S	LUC
	1.8 quattro	92		08.98	06.03	PR: 1KK,1KV,1KE					
	1.8 T	110		12.96	06.03	PR: 1KK,1KV,1KE					
	1.8 T	132		12.98	06.03	PR: 1KK,1KV,1KE					
	1.8 T quattro	110		08.98	06.03	PR: 1KK,1KV,1KE					
	1.8 T quattro	132		10.98	06.03	PR: 1KK,1KV,1KE					
	1.9 TDI	66		09.96	06.01	PR: 1KK,1KV,1KE					
	1.9 TDI	74		09.00	06.03	PR: 1KK,1KV,1KE					
	1.9 TDI	81		03.97	06.01	PR: 1KK,1KV,1KE					
	1.9 TDI	96		09.00	06.03	PR: 1KK,1KV,1KE					
1.9 TDI quattro	96		09.00	06.03	PR: 1KK,1KV,1KE						
S3 quattro			08.98	06.03	PR: 1KF	13.0460-2820.2	602820		20961 17,2 /S	LUC	
						13.0470-2820.2	LD2820		20961 17,2 /S	LUC	
	1.6	75		09.96	06.03	PR: 1KK,1KV	24.0109-0123.1	409123		230 9,0 7,0 +S +B	
	1.8	92		09.96	06.03	PR: 1KK,1KV	24.0309-0123.1	509123		230 9,0 7,0 +S +B PD	
	1.8 T	110		12.96	06.03	PR: 1KK,1KV					
	1.8 T	132		12.98	06.03	PR: 1KK,1KV					
	1.9 TDI	66		09.96	06.01	PR: 1KK,1KV					
	1.9 TDI	74		09.00	06.03	PR: 1KK,1KV					
1.9 TDI	81		03.97	06.01	PR: 1KK,1KV						
1.9 TDI	96		09.00	06.03	PR: 1KK,1KV						



AUDI A3 (96-03)		AUDI A3 / A3 Sportback (03-13)							
									
AUDI A3 (96-03)		AUDI A3 / A3 Sportback (03-13)							
	1.8 quattro 1.8 T quattro 1.8 T quattro 1.9 TDI quattro S3 quattro	92 110 132 96	08.98 08.98 10.98 09.00 08.98	06.03 06.03 06.03 06.03 06.03	PR: 1KE PR: 1KE PR: 1KE PR: 1KE PR: 1KF	24.0109-0133.1 24.0309-0133.1	409133 509133		239 8,9 7,0 +S +B 239 8,9 7,0 +S +B PD
	1.6 1.8 1.8 quattro 1.8 T 1.8 T 1.8 T quattro 1.8 T quattro 1.9 TDI 1.9 TDI 1.9 TDI 1.9 TDI S3 quattro	75 92 92 110 132 110 132 66 74 81 96	09.96 09.96 08.98 12.96 12.98 08.98 10.98 09.96 09.00 03.97 09.00 08.98	06.03 06.03 08.00 06.03 06.03 08.00 08.00 06.01 06.03 06.01 06.03 08.00		24.0122-0163.1 24.0322-0163.1	422163 522163	2 	256 22,0 20,0 V L +B 256 22,0 20,0 V L +B PD Radsensor
	1.8 quattro 1.8 T quattro 1.8 T quattro 1.9 TDI quattro S3 quattro	92 110 132 96	09.00 09.00 09.00 09.00 09.00	06.03 06.03 06.03 06.03 06.03		24.0711-1365.3	360172	2 	Radsensor L=226
	1.2 TSI 1.4 TFSI 1.6 1.6 FSI 1.6 TDI 1.6 TDI 1.8 TFSI 1.8 TFSI quattro 1.9 TDI 2.0 FSI 2.0 TDI 2.0 TDI 2.0 TDI 2.0 TDI 2.0 TDI quattro 2.0 TDI quattro 2.0 TDI quattro 2.0 TFSI 2.0 TFSI quattro 3.2 quattro	77 92 75 85 66 77 118 118 77 110 100 103 120 125 100 103 125 147 147 184	04.10 07.07 05.03 08.03 05.09 05.09 01.07 05.08 06.03 05.03 05.03 06.06 03.06 05.03 08.04 03.06 06.04 06.04 03.06	08.13 08.13 08.13 08.13 08.13 08.13 08.13 08.13 08.13 08.13 08.13 06.08 08.13 08.13 08.13 08.13 08.13 08.13 08.13 08.13	PR: 1ZF,1ZM PR: 1ZF,1ZM PR: 1ZF,1ZM PR: 1ZF,1ZM PR: 1ZF,1ZM PR: 1ZF,1ZM PR: 1ZF,1ZM PR: 1ZF,1ZM PR: 1ZF,1ZM PR: 1ZF,1ZM PR: 1ZF,1ZM PR: 1ZF,1ZM PR: 1ZF,1ZM PR: 1ZF,1ZM PR: 1ZF,1ZM PR: 1ZF,1ZM PR: 1ZF,1ZM PR: 1ZF,1ZM PR: 1ZF,1ZM	13.0460-7117.2 13.0470-7117.2	607117 LD7117		23131 19,6 +/WK 23131 19,6 +/WK VW VW
	1.2 TSI 1.4 TFSI 1.6 1.6 FSI 1.6 TDI 1.6 TDI 1.8 TFSI 1.8 TFSI quattro 1.9 TDI 2.0 FSI 2.0 TDI 2.0 TDI 2.0 TDI 2.0 TDI 2.0 TDI quattro 2.0 TDI quattro 2.0 TDI quattro 2.0 TFSI 2.0 TFSI quattro 3.2 quattro	77 92 75 85 66 77 118 118 77 110 100 103 120 125 100 103 125 147 147 184	04.10 07.07 05.03 08.03 05.09 05.09 01.07 05.08 06.03 05.03 05.03 06.06 03.06 05.03 08.04 03.06 06.04 06.04 03.06	08.13 08.13 08.13 08.13 08.13 08.13 08.13 08.13 08.13 08.13 08.13 06.08 08.13 08.13 08.13 08.13 08.13 08.13 08.13 08.13	PR: 1ZE,1ZP,1ZD,1LJ,1ZA PR: 1ZE,1ZP,1ZD,1LJ,1ZA PR: 1ZE,1ZP,1ZD,1LJ,1ZA PR: 1ZE,1ZP,1ZD,1LJ,1ZA PR: 1ZE,1ZP,1ZD,1LJ,1ZA PR: 1ZE,1ZP,1ZD,1LJ,1ZA PR: 1ZE,1ZP,1ZD,1LJ,1ZA PR: 1ZE,1ZP,1ZD,1LJ,1ZA PR: 1ZE,1ZP,1ZD,1LJ,1ZA PR: 1ZE,1ZP,1ZD,1LJ,1ZA PR: 1ZE,1ZP,1ZD,1LJ,1ZA PR: 1ZE,1ZP,1ZD,1LJ,1ZA PR: 1ZE,1ZP,1ZD,1LJ,1ZA PR: 1ZE,1ZP,1ZD,1LJ,1ZA PR: 1ZE,1ZP,1ZD,1LJ,1ZA PR: 1ZE,1ZP,1ZD,1LJ,1ZA PR: 1ZE,1ZP,1ZD,1LJ,1ZA PR: 1ZE,1ZP,1ZD,1LJ,1ZA PR: 1ZE,1ZP,1ZD,1LJ,1ZA	13.0460-7184.2 13.0470-7184.2	607184 LD7184		23587 20,6 +/WK 23587 20,6 +/WK ATE ATE
	1.2 TSI 1.4 TFSI 1.6 1.6 FSI 1.6 TDI 1.6 TDI 1.8 TFSI 1.8 TFSI quattro 1.9 TDI 2.0 FSI 2.0 TDI 2.0 TDI 2.0 TDI 2.0 TDI 2.0 TDI quattro 2.0 TDI quattro 2.0 TDI quattro 2.0 TFSI 2.0 TFSI quattro 3.2 quattro	77 92 75 85 66 77 118 118 77 110 100 103 120 125 100 103 125 147 147 184	04.10 07.07 05.03 08.03 05.09 05.09 01.07 05.08 06.03 05.03 05.03 06.06 03.06 05.03 08.04 03.06 06.04 06.04 03.06	08.13 08.13 08.13 08.13 08.13 08.13 08.13 08.13 08.13 08.13 08.13 06.08 08.13 08.13 08.13 08.13 08.13 08.13 08.13 08.13	PR: 1LK PR: 1LK PR: 1LK PR: 1LK PR: 1LK PR: 1LK PR: 1LK PR: 1LK PR: 1LK PR: 1LK PR: 1LK PR: 1LK PR: 1LK PR: 1LK PR: 1LK PR: 1LK PR: 1LK PR: 1LK PR: 1LK	13.0460-7200.2 13.0470-7200.2	607200 LD7200		23801 20,3 +/WK 23801 20,3 +/WK ATE ATE
	S3 quattro S3 quattro	188 195	07.08 11.06	08.13 08.13		13.0460-7227.2 13.0470-7227.2	607227 LD7227		23801 20,3 +/WK 23801 20,4 +/WK ATE ATE



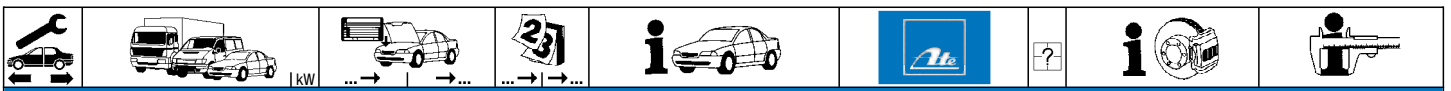
AUDI A3 / A3 Sportback (03-13)

	RS 3 quattro	250		04.11	08.13	PR: 1LG	24.8190-0302.2	620302	1		Warnkontakt L=367,4mm
	1.2 TSI	77		04.10	08.13	PR: 1ZF,1ZM	24.0122-0210.1	422210			280 22,0 19,0 V L +S +B
	1.4 TFSI	92		07.07	08.13	PR: 1ZF,1ZM	24.0322-0210.1	522210			280 22,0 19,0 V L +S +B PD
	1.6	75		05.03	08.13	PR: 1ZF,1ZM					
	1.6 FSI	85		08.03	08.13	PR: 1ZF,1ZM					
	1.6 TDI	66		05.09	08.13	PR: 1ZF,1ZM					
	1.6 TDI	77		05.09	08.13	PR: 1ZF,1ZM					
	1.8 TFSI	118		01.07	08.13	PR: 1ZF,1ZM					
	1.8 TFSI quattro	118		05.08	08.13	PR: 1ZF,1ZM					
	1.9 TDI	77		06.03	08.13	PR: 1ZF,1ZM					
	2.0 FSI	110		05.03	08.13	PR: 1ZF,1ZM					
	2.0 TDI	100		05.03	08.13	PR: 1ZF,1ZM					
	2.0 TDI	103		05.03	08.13	PR: 1ZF,1ZM					
	2.0 TDI	120		06.06	06.08	PR: 1ZF,1ZM					
	2.0 TDI	125		03.06	08.13	PR: 1ZF,1ZM					
	2.0 TDI quattro	100		05.03	08.13	PR: 1ZF,1ZM					
	2.0 TDI quattro	103		08.04	08.13	PR: 1ZF,1ZM					
	2.0 TDI quattro	125		03.06	08.13	PR: 1ZF,1ZM					
	2.0 TFSI	147		06.04	08.13	PR: 1ZF,1ZM					
	2.0 TFSI quattro	147		06.04	08.13	PR: 1ZF,1ZM					
	3.2 quattro	184		03.06	08.13	PR: 1ZF,1ZM					
	1.2 TSI	77		04.10	08.13	PR: 1ZE,1ZP	24.0125-0145.1	425145			288 25,0 22,0 V L +S +B
	1.4 TFSI	92		07.07	08.13	PR: 1ZE,1ZP	24.0325-0145.1	525145			288 25,0 22,0 V L +S +B PD
	1.6	75		05.03	08.13	PR: 1ZE,1ZP					
	1.6 FSI	85		08.03	08.13	PR: 1ZE,1ZP					
	1.6 TDI	66		05.09	08.13	PR: 1ZE,1ZP					
	1.6 TDI	77		05.09	08.13	PR: 1ZE,1ZP					
	1.8 TFSI	118		01.07	08.13	PR: 1ZE,1ZP					
	1.8 TFSI quattro	118		05.08	08.13	PR: 1ZE,1ZP					
	1.9 TDI	77		06.03	08.13	PR: 1ZE,1ZP					
	2.0 FSI	110		05.03	08.13	PR: 1ZE,1ZP					
	2.0 TDI	100		05.03	08.13	PR: 1ZE,1ZP					
	2.0 TDI	103		05.03	08.13	PR: 1ZE,1ZP					
	2.0 TDI	120		06.06	06.08	PR: 1ZE,1ZP					
	2.0 TDI	125		03.06	08.13	PR: 1ZE,1ZP					
	2.0 TDI quattro	100		05.03	08.13	PR: 1ZE,1ZP					
	2.0 TDI quattro	103		08.04	08.13	PR: 1ZE,1ZP					
	2.0 TDI quattro	125		03.06	08.13	PR: 1ZE,1ZP					
	2.0 TFSI	147		06.04	08.13	PR: 1ZE,1ZP					
	2.0 TFSI quattro	147		06.04	08.13	PR: 1ZE,1ZP					
	3.2 quattro	184		07.03	08.13	PR: 1ZE,1ZP					
	1.2 TSI	77		04.10	08.13	PR: 1ZD,1LJ,1ZA	24.0125-0158.1	425158			312 25,0 22,0 V L +S +B
	1.4 TFSI	92		07.07	08.13	PR: 1ZD,1LJ,1ZA	24.0325-0158.1	525158			312 25,0 22,0 V L +S +B PD
	1.6	75		05.03	08.13	PR: 1ZD,1LJ,1ZA					
	1.6 FSI	85		08.03	08.13	PR: 1ZD,1LJ,1ZA					
	1.6 TDI	66		05.09	08.13	PR: 1ZD,1LJ,1ZA					
	1.6 TDI	77		05.09	08.13	PR: 1ZD,1LJ,1ZA					
	1.8 TFSI	118		01.07	08.13	PR: 1ZD,1LJ,1ZA					
	1.8 TFSI quattro	118		05.08	08.13	PR: 1ZD,1LJ,1ZA					
	1.9 TDI	77		06.03	08.13	PR: 1ZD,1LJ,1ZA					
	2.0 FSI	110		05.03	08.13	PR: 1ZD,1LJ,1ZA					
	2.0 TDI	100		05.03	08.13	PR: 1ZD,1LJ,1ZA					
	2.0 TDI	103		05.03	08.13	PR: 1ZD,1LJ,1ZA					
	2.0 TDI	120		06.06	06.08	PR: 1ZD,1LJ,1ZA					
	2.0 TDI	125		03.06	08.13	PR: 1ZD,1LJ,1ZA					
	2.0 TDI quattro	100		05.03	08.13	PR: 1ZD,1LJ,1ZA					
	2.0 TDI quattro	103		08.04	08.13	PR: 1ZD,1LJ,1ZA					
	2.0 TDI quattro	125		03.06	08.13	PR: 1ZD,1LJ,1ZA					
	2.0 TFSI	147		06.04	08.13	PR: 1ZD,1LJ,1ZA					
	2.0 TFSI quattro	147		06.04	08.13	PR: 1ZD,1LJ,1ZA					
	3.2 quattro	184		07.03	08.13	PR: 1ZD,1LJ,1ZA					
	1.2 TSI	77		04.10	08.13	PR: 1LK	24.0130-0115.1	430115			345 30,0 27,0 V L +B
	1.4 TFSI	92		07.07	08.13	PR: 1LK	24.0330-0115.1	530115			345 30,0 27,0 V L +B PD
	1.6	75		05.03	08.13	PR: 1LK					
	1.6 FSI	85		08.03	08.13	PR: 1LK					
	1.6 TDI	66		05.09	08.13	PR: 1LK					
	1.6 TDI	77		05.09	08.13	PR: 1LK					
	1.8 TFSI	118		01.07	08.13	PR: 1LK					
	1.8 TFSI quattro	118		05.08	08.13	PR: 1LK					
	1.9 TDI	77		06.03	08.13	PR: 1LK					
	2.0 FSI	110		05.03	08.13	PR: 1LK					
	2.0 TDI	100		05.03	08.13	PR: 1LK					
	2.0 TDI	103		05.03	08.13	PR: 1LK					
	2.0 TDI	120		06.06	06.08	PR: 1LK					
	2.0 TDI	125		03.06	08.13	PR: 1LK					
	2.0 TDI quattro	100		05.03	08.13	PR: 1LK					
	2.0 TDI quattro	103		08.04	08.13	PR: 1LK					
	2.0 TDI quattro	125		03.06	08.13	PR: 1LK					
	2.0 TFSI	147		06.04	08.13	PR: 1LK					
	2.0 TFSI quattro	147		06.04	08.13	PR: 1LK					
	3.2 quattro	184		07.03	08.13	PR: 1LK					
	S3 quattro	188		07.08	08.13	PR: 1LK					
	S3 quattro	195		11.06	08.13	PR: 1LK					




















AUDI A3 / A3 Sportback (03-13)

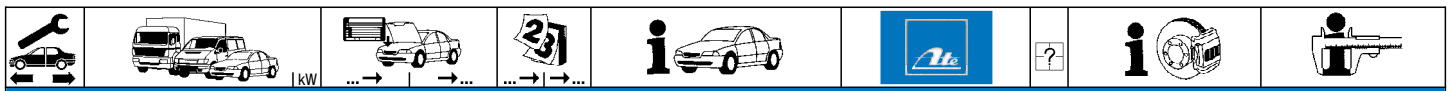
	1.2 TSI 77 1.4 TFSI 92 1.6 75 1.6 FSI 85 1.6 TDI 66 1.6 TDI 77 1.8 TFSI 118 1.8 TFSI quattro 118 1.9 TDI 77 2.0 FSI 110 2.0 TDI 100 2.0 TDI 103 2.0 TDI 120 2.0 TDI 125 2.0 TDI quattro 100 2.0 TDI quattro 103 2.0 TDI quattro 125 2.0 TFSI 147 2.0 TFSI quattro 147 3.2 quattro 184 RS 3 quattro 250 S3 quattro 188 S3 quattro 195	04.10 08.13 07.07 08.13 05.03 08.13 08.03 08.13 05.09 08.13 05.09 08.13 01.07 08.13 05.08 08.13 06.03 08.13 05.03 08.13 05.03 08.13 05.03 08.13 06.06 06.08 03.06 08.13 05.03 08.13 08.04 08.13 03.06 08.13 06.04 08.13 06.04 08.13 07.03 08.13 04.11 08.13 07.08 08.13 11.06 08.13	24.0711-5271.3 360301 24.0711-5272.3 360302	☐ ☐	Radsensor Radsensor
	1.2 TSI 77 1.4 TFSI 92 1.6 75 1.6 FSI 85 1.6 TDI 66 1.6 TDI 77 1.8 TFSI 118 1.9 TDI 77 2.0 FSI 110 2.0 TDI 100 2.0 TDI 103 2.0 TDI 120 2.0 TDI 125 2.0 TFSI 147	04.10 08.13 PR: 1KQ,1KD 07.07 08.13 PR: 1KQ,1KD 05.03 08.13 PR: 1KQ,1KD 08.03 08.13 PR: 1KQ,1KD 05.09 08.13 PR: 1KQ,1KD 05.09 08.13 PR: 1KQ,1KD 01.07 08.13 PR: 1KQ,1KD 06.03 08.13 PR: 1KQ,1KD 05.03 08.13 PR: 1KQ,1KD 05.03 08.13 PR: 1KQ,1KD 06.06 06.08 PR: 1KQ,1KD 03.06 08.13 PR: 1KQ,1KD 06.04 08.13 PR: 1KQ,1KD	13.0460-2820.2 602820 13.0470-2820.2 LD2820		20961 17,2 /S LUC 20961 17,2 /S LUC
	1.2 TSI 77 1.4 TFSI 92 1.6 75 1.6 FSI 85 1.6 TDI 66 1.6 TDI 77 1.8 TFSI 118 1.8 TFSI quattro 118 1.9 TDI 77 2.0 FSI 110 2.0 TDI 100 2.0 TDI 103 2.0 TDI 120 2.0 TDI 120 2.0 TDI 125 2.0 TDI quattro 100 2.0 TDI quattro 103 2.0 TDI quattro 125 2.0 TFSI 147 2.0 TFSI quattro 147 3.2 quattro 184	04.10 08.13 PR: 1KE,1KZ 07.07 08.13 PR: 1KE,1KZ 05.03 08.13 PR: 1KE,1KZ 08.03 08.13 PR: 1KE,1KZ 05.09 08.13 PR: 1KE,1KZ 05.09 08.13 PR: 1KE,1KZ 01.07 08.13 PR: 1KE,1KZ 06.03 08.13 PR: 1KE,1KZ 05.03 08.13 PR: 1KE,1KZ 05.03 08.13 PR: 1KE,1KZ 06.06 06.08 PR: 1KE,1KZ 06.06 06.08 PR: 1KF,1KJ,1KU 03.06 08.13 PR: 1KE,1KZ 05.03 08.13 PR: 1KF,1KJ,1KU 08.04 08.13 PR: 1KF,1KJ,1KU 03.06 08.13 PR: 1KF,1KJ,1KU 06.04 08.13 PR: 1KE,1KZ 06.04 08.13 PR: 1KF,1KJ,1KU 07.03 08.13 PR: 1KF,1KJ,1KU	13.0460-2880.2 602880 13.0470-2880.2 LD2880 13.0460-0259.2 610259		23914 17,1 /WE/Zub/S LUC 23914 17,1 /WE/Zub/S LUC Einbausatz
	3.2 quattro 184 RS 3 quattro 250 S3 quattro 188 S3 quattro 195	07.03 08.13 PR: 2EA 04.11 08.13 07.08 08.13 PR: 1KW 11.06 08.13 PR: 1KW	13.0460-2880.2 602880 13.0470-2880.2 LD2880 13.0460-0035.2 610035		23914 17,1 /WE/Zub/S LUC 23914 17,1 /WE/Zub/S LUC Einbausatz
	1.2 TSI 77 1.4 TFSI 92 1.6 75 1.6 FSI 85 1.6 TDI 66 1.6 TDI 77 1.8 TFSI 118 1.8 TFSI quattro 118 1.9 TDI 77 2.0 FSI 110 2.0 TDI 100 2.0 TDI 103 2.0 TDI 120 2.0 TDI 120 2.0 TDI 125 2.0 TDI quattro 100 2.0 TDI quattro 103 2.0 TDI quattro 125 2.0 TFSI 147 2.0 TFSI quattro 147 3.2 quattro 184	04.10 08.13 PR: 1KS 07.07 08.13 PR: 1KS 05.03 08.13 PR: 1KS 08.03 08.13 PR: 1KS 05.09 08.13 PR: 1KS 05.09 08.13 PR: 1KS 01.07 08.13 PR: 1KS 05.08 08.13 PR: 1KS 06.03 08.13 PR: 1KS 05.03 08.13 PR: 1KS 05.03 08.13 PR: 1KS 06.06 08.13 PR: 1KS 06.06 08.13 PR: 1KS 03.06 08.13 PR: 1KS 05.03 08.13 PR: 1KS 08.04 08.13 PR: 1KS 03.06 08.13 PR: 1KS 06.04 08.13 PR: 1KS 06.04 08.13 PR: 1KS 07.03 08.13 PR: 1KS	13.0460-3858.2 603858		24563 17,7 /Zub/S BOS



AUDI A3 / A3 Sportback (03-13)

	1.2 TSI 1.4 TFSI 1.6 1.6 FSI 1.6 TDI 1.6 TDI 1.8 TFSI 1.9 TDI 2.0 FSI 2.0 TDI 2.0 TDI 2.0 TDI 2.0 TDI 2.0 TFSI	77 92 75 85 66 77 118 77 110 100 103 120 125 147	04.10 07.07 05.03 08.03 05.09 05.09 01.07 06.03 05.03 05.03 06.06 03.06 06.04	08.13 08.13 08.13 08.13 08.13 08.13 08.13 08.13 08.13 08.13 08.13 08.13 08.13 08.13	PR: 1KQ,1KD PR: 1KQ,1KD PR: 1KQ,1KD PR: 1KQ,1KD PR: 1KQ,1KD PR: 1KQ,1KD PR: 1KQ,1KD PR: 1KQ,1KD PR: 1KQ,1KD PR: 1KQ,1KD PR: 1KQ,1KD PR: 1KQ,1KD PR: 1KQ,1KD	24.0110-0277.1 24.0310-0277.1	410277 510277		253 10,0 8,0 +S +B 253 10,0 8,0 +S +B PD
	1.2 TSI 1.4 TFSI 1.6 1.6 FSI 1.6 TDI 1.6 TDI 1.8 TFSI 1.8 TFSI quattro 1.9 TDI 2.0 FSI 2.0 TDI 2.0 TDI 2.0 TDI 2.0 TDI 2.0 TDI 2.0 TDI quattro 2.0 TDI quattro 2.0 TDI quattro 2.0 TFSI 2.0 TFSI quattro 3.2 quattro	77 92 75 85 66 77 118 118 77 110 100 103 120 120 125 100 103 125 147 147 184	04.10 07.07 05.03 08.03 05.09 05.09 01.07 05.08 06.03 05.03 05.03 06.06 06.06 03.06 05.03 08.04 03.06 06.04 06.04 07.03	08.13 08.13 08.13 08.13 08.13 08.13 08.13 08.13 08.13 08.13 08.13 08.13 08.13 08.13 08.13 08.13 08.13 08.13 08.13 08.13 08.13	PR: 1KZ PR: 1KZ PR: 1KZ PR: 1KZ PR: 1KZ PR: 1KZ PR: 1KZ PR: 1KJ PR: 1KZ PR: 1KZ PR: 1KZ PR: 1KZ PR: 1KJ,1KU PR: 1KZ PR: 1KJ,1KU PR: 1KJ,1KU PR: 1KJ,1KU PR: 1KZ PR: 1KJ,1KU PR: 1KJ	24.0112-0169.1	412169		282 12,0 10,0 +S +B
	1.2 TSI 1.4 TFSI 1.6 1.6 FSI 1.6 TDI 1.6 TDI 1.8 TFSI 1.9 TDI 2.0 FSI 2.0 TDI 2.0 TDI 2.0 TDI 2.0 TDI 2.0 TDI 2.0 TDI quattro 2.0 TDI quattro 2.0 TDI quattro 2.0 TFSI 2.0 TFSI quattro	77 92 75 85 66 77 118 77 110 100 103 120 120 125 100 103 125 147 147	04.10 07.07 05.03 08.03 05.09 05.09 01.07 06.03 05.03 05.03 06.06 06.06 03.06 05.03 08.04 03.06 06.04 06.04	08.13 08.13 08.13 08.13 08.13 08.13 08.13 08.13 08.13 08.13 08.13 08.13 08.13 08.13 08.13 08.13 08.13 08.13 08.13 08.13	PR: 1KE PR: 1KE PR: 1KE PR: 1KE PR: 1KE PR: 1KE PR: 1KE PR: 1KE PR: 1KE PR: 1KE PR: 1KE PR: 1KE PR: 1KE PR: 1KE PR: 1KE PR: 1KE PR: 1KE PR: 1KE PR: 1KE	24.0112-0158.1 24.0312-0158.1	412158 512158		256 12,0 10,0 +B 256 12,0 10,0 +B PD
	3.2 quattro RS 3 quattro S3 quattro S3 quattro	184 250 188 195	07.03 04.11 07.08 11.06	08.13 08.13 08.13 08.13	PR: 2EA PR: 1KW PR: 1KW	24.0122-0219.1	422219		310 22,0 20,0 VL +B
	1.2 TSI 1.4 TFSI 1.6 1.6 FSI 1.6 TDI 1.6 TDI 1.8 TFSI 1.8 TFSI quattro 1.9 TDI 2.0 FSI 2.0 TDI 2.0 TDI 2.0 TDI 2.0 TDI 2.0 TDI 2.0 TDI quattro 2.0 TDI quattro 2.0 TDI quattro 2.0 TFSI 2.0 TFSI quattro 3.2 quattro	77 92 75 85 66 77 118 118 77 110 100 103 120 120 125 100 103 125 147 147 184	04.10 07.07 05.03 08.03 05.09 05.09 01.07 05.08 06.03 05.03 05.03 06.06 06.06 03.06 05.03 08.04 03.06 06.04 06.04 07.03	08.13 08.13 08.13 08.13 08.13 08.13 08.13 08.13 08.13 08.13 08.13 08.13 08.13 08.13 08.13 08.13 08.13 08.13 08.13 08.13	PR: 1KS PR: 1KS PR: 1KS PR: 1KS PR: 1KS PR: 1KS PR: 1KS PR: 1KS PR: 1KS PR: 1KS PR: 1KS PR: 1KS PR: 1KS PR: 1KS PR: 1KS PR: 1KS PR: 1KS PR: 1KS PR: 1KS	24.0110-0356.1	410356		272 9,7 8,0 +S +B
	1.2 TSI 1.4 TFSI 1.6 1.6 FSI 1.6 TDI 1.6 TDI 1.8 TFSI 1.9 TDI	77 92 75 85 66 77 118 77	04.10 07.07 05.03 08.03 05.09 05.09 01.07 06.03	08.13 08.13 08.13 08.13 08.13 08.13 08.13 08.13		24.0711-6231.3 24.0711-6232.3	360305 360306		Radsensor Radsensor

										
AUDI A3 / A3 Sportback (03-13)										
	2.0 FSI	110		05.03	08.13	24.0711-6231.3	360305		Radsensor	
	2.0 TDI	100		05.03	08.13	24.0711-6232.3	360306		Radsensor	
	2.0 TDI	103		05.03	08.13					
	2.0 TDI	120		06.06	06.08					
	2.0 TDI	125		03.06	08.13					
	2.0 TFSI	147		06.04	08.13					
	1.8 TFSI quattro	118		05.08	08.13	24.0711-5271.3	360301		Radsensor	
	2.0 TDI quattro	100		05.03	08.13	24.0711-5272.3	360302		Radsensor	
	2.0 TDI quattro	103		08.04	08.13					
	2.0 TDI quattro	125		03.06	08.13					
2.0 TFSI quattro	147		06.04	08.13						
3.2 quattro	184		07.03	08.13						
RS 3 quattro	250		04.11	08.13						
S3 quattro	188		07.08	08.13						
S3 quattro	195		11.06	08.13						
AUDI A3 Cabrio (08-13)										
	1.2 TSI	77		03.10	08.13	PR: 1ZF	13.0460-7117.2	607117	23131 19,6 +/WK	VW
	1.4 TFSI	92		01.11	08.13	PR: 1ZF	13.0470-7117.2	LD7117	23131 19,6 +/WK	VW
	1.6	75		09.08	08.13	PR: 1ZF				
	1.6 TDI	77		05.09	08.13	PR: 1ZF				
	1.8 TFSI	118		04.08	08.13	PR: 1ZF				
	1.9 TDI	77		04.08	08.13	PR: 1ZF				
	2.0 TDI	100		04.08	08.13	PR: 1ZF				
	2.0 TDI	103		04.08	08.13	PR: 1ZF				
	2.0 TFSI	147		04.08	08.13	PR: 1ZF				
	1.2 TSI	77		03.10	08.13	PR: 1LJ,1ZE	13.0460-7184.2	607184	23587 20,6 +/WK	ATE
1.4 TFSI	92		01.11	08.13	PR: 1LJ,1ZE	13.0470-7184.2	LD7184	23587 20,6 +/WK	ATE	
1.6	75		09.08	08.13	PR: 1LJ,1ZE					
1.6 TDI	77		05.09	08.13	PR: 1LJ,1ZE					
1.8 TFSI	118		04.08	08.13	PR: 1LJ,1ZE					
1.9 TDI	77		04.08	08.13	PR: 1LJ,1ZE					
2.0 TDI	100		04.08	08.13	PR: 1LJ,1ZE					
2.0 TDI	103		04.08	08.13	PR: 1LJ,1ZE					
2.0 TFSI	147		04.08	08.13	PR: 1LJ,1ZE					
	1.2 TSI	77		03.10	08.13	PR: 1ZF	24.0122-0210.1	422210	280 22,0 19,0 V L +S +B	
	1.4 TFSI	92		01.11	08.13	PR: 1ZF	24.0322-0210.1	522210	280 22,0 19,0 V L +S +B	PD
	1.6	75		09.08	08.13	PR: 1ZF				
	1.6 TDI	77		05.09	08.13	PR: 1ZF				
	1.8 TFSI	118		04.08	08.13	PR: 1ZF				
	1.9 TDI	77		04.08	08.13	PR: 1ZF				
	2.0 TDI	100		04.08	08.13	PR: 1ZF				
	2.0 TDI	103		04.08	08.13	PR: 1ZF				
	2.0 TFSI	147		04.08	08.13	PR: 1ZF				
	1.2 TSI	77		03.10	08.13	PR: 1ZE	24.0125-0145.1	425145	288 25,0 22,0 V L +S +B	
1.4 TFSI	92		01.11	08.13	PR: 1ZE	24.0325-0145.1	525145	288 25,0 22,0 V L +S +B	PD	
1.6	75		09.08	08.13	PR: 1ZE					
1.6 TDI	77		05.09	08.13	PR: 1ZE					
1.8 TFSI	118		04.08	08.13	PR: 1ZE					
1.9 TDI	77		04.08	08.13	PR: 1ZE					
2.0 TDI	100		04.08	08.13	PR: 1ZE					
2.0 TDI	103		04.08	08.13	PR: 1ZE					
2.0 TFSI	147		04.08	08.13	PR: 1ZE					
	1.2 TSI	77		03.10	08.13	PR: 1LJ	24.0125-0158.1	425158	312 25,0 22,0 V L +S +B	
	1.4 TFSI	92		01.11	08.13	PR: 1LJ	24.0325-0158.1	525158	312 25,0 22,0 V L +S +B	PD
	1.6	75		09.08	08.13	PR: 1LJ				
	1.6 TDI	77		05.09	08.13	PR: 1LJ				
	1.8 TFSI	118		04.08	08.13	PR: 1LJ				
	1.9 TDI	77		04.08	08.13	PR: 1LJ				
	2.0 TDI	100		04.08	08.13	PR: 1LJ				
	2.0 TDI	103		04.08	08.13	PR: 1LJ				
	2.0 TFSI	147		04.08	08.13	PR: 1LJ				
		1.2 TSI	77		03.10	08.13		24.0711-5271.3	360301	
1.4 TFSI		92		01.11	08.13		24.0711-5272.3	360302	Radsensor	
1.6		75		09.08	08.13					
1.6 TDI		77		05.09	08.13					
1.8 TFSI		118		04.08	08.13					
1.9 TDI		77		04.08	08.13					
2.0 TDI		100		04.08	08.13					
2.0 TDI		103		04.08	08.13					
2.0 TFSI		147		04.08	08.13					
		1.2 TSI	77		03.10	08.13	PR: 1KD	13.0460-2820.2	602820	
	1.4 TFSI	92		01.11	08.13	PR: 1KD	13.0470-2820.2	LD2820	20961 17,2 /S	LUC
	1.6	75		09.08	08.13	PR: 1KD				
	1.6 TDI	77		05.09	08.13	PR: 1KD				
	1.8 TFSI	118		04.08	08.13	PR: 1KD				
	1.9 TDI	77		04.08	08.13	PR: 1KD				
	2.0 TDI	100		04.08	08.13	PR: 1KD				
	2.0 TDI	103		04.08	08.13	PR: 1KD				
	2.0 TFSI	147		04.08	08.13	PR: 1KD				
	1.2 TSI	77		03.10	08.13	PR: 1KZ	13.0460-2880.2	602880	23914 17,1 /WE/Zub/S	LUC
1.4 TFSI	92		01.11	08.13	PR: 1KZ	13.0470-2880.2	LD2880	23914 17,1 /WE/Zub/S	LUC	
1.6	75		09.08	08.13	PR: 1KZ	13.0460-0259.2	610259	Einbausatz		
1.6 TDI	77		05.09	08.13	PR: 1KZ					
1.8 TFSI	118		04.08	08.13	PR: 1KZ					
1.9 TDI	77		04.08	08.13	PR: 1KZ					



AUDI A3 Cabrio (08-13)

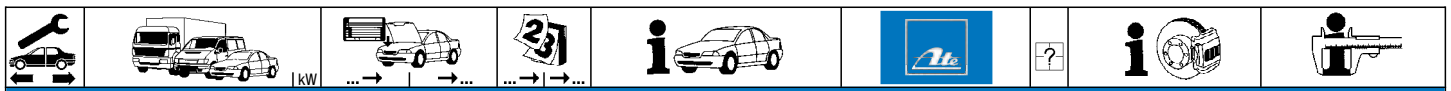
	2.0 TDI	100		04.08	08.13	PR: 1KZ	13.0460-2880.2	602880		23914 17,1 /WE/Zub/S	LUC
	2.0 TDI	103		04.08	08.13	PR: 1KZ	13.0470-2880.2	LD2880		23914 17,1 /WE/Zub/S	LUC
	2.0 TFSI	147		04.08	08.13	PR: 1KZ	13.0460-0259.2	610259		Einbausatz	
	1.2 TSI	77		03.10	08.13	PR: 1KS	13.0460-3858.2	603858		24563 17,7 /Zub/S	BOS
	1.4 TFSI	92		01.11	08.13	PR: 1KS					
	1.6	75		09.08	08.13	PR: 1KS					
	1.6 TDI	77		05.09	08.13	PR: 1KS					
	1.8 TFSI	118		04.08	08.13	PR: 1KS					
	1.9 TDI	77		04.08	08.13	PR: 1KS					
	2.0 TDI	100		04.08	08.13	PR: 1KS					
2.0 TDI	103		04.08	08.13	PR: 1KS						
2.0 TFSI	147		04.08	08.13	PR: 1KS						
	1.2 TSI	77		03.10	08.13	PR: 1KD	24.0110-0277.1	410277		253 10,0 8,0 +S +B	
	1.4 TFSI	92		01.11	08.13	PR: 1KD	24.0310-0277.1	510277		253 10,0 8,0 +S +B PD	
	1.6	75		09.08	08.13	PR: 1KD					
	1.6 TDI	77		05.09	08.13	PR: 1KD					
	1.8 TFSI	118		04.08	08.13	PR: 1KD					
	1.9 TDI	77		04.08	08.13	PR: 1KD					
	2.0 TDI	100		04.08	08.13	PR: 1KD					
	2.0 TDI	103		04.08	08.13	PR: 1KD					
	2.0 TFSI	147		04.08	08.13	PR: 1KD					
	1.2 TSI	77		03.10	08.13	PR: 1KZ	24.0112-0169.1	412169		282 12,0 10,0 +S +B	
1.4 TFSI	92		01.11	08.13	PR: 1KZ						
1.6	75		09.08	08.13	PR: 1KZ						
1.6 TDI	77		05.09	08.13	PR: 1KZ						
1.8 TFSI	118		04.08	08.13	PR: 1KZ						
1.9 TDI	77		04.08	08.13	PR: 1KZ						
2.0 TDI	100		04.08	08.13	PR: 1KZ						
2.0 TDI	103		04.08	08.13	PR: 1KZ						
2.0 TFSI	147		04.08	08.13	PR: 1KZ						
	1.2 TSI	77		03.10	08.13	PR: 1KS	24.0110-0356.1	410356		272 9,7 8,0 +S +B	
	1.4 TFSI	92		01.11	08.13	PR: 1KS					
	1.6	75		09.08	08.13	PR: 1KS					
	1.6 TDI	77		05.09	08.13	PR: 1KS					
	1.8 TFSI	118		04.08	08.13	PR: 1KS					
	1.9 TDI	77		04.08	08.13	PR: 1KS					
	2.0 TDI	100		04.08	08.13	PR: 1KS					
	2.0 TDI	103		04.08	08.13	PR: 1KS					
	2.0 TFSI	147		04.08	08.13	PR: 1KS					
	1.2 TSI	77		03.10	08.13		24.0711-6231.3	360305		Radsensor	
1.4 TFSI	92		01.11	08.13		24.0711-6232.3	360306		Radsensor		
1.6	75		09.08	08.13							
1.6 TDI	77		05.09	08.13							
1.8 TFSI	118		04.08	08.13							
1.9 TDI	77		04.08	08.13							
2.0 TDI	100		04.08	08.13							
2.0 TDI	103		04.08	08.13							
2.0 TFSI	147		04.08	08.13							

AUDI A3 / A3 Sportback (12-)

	1.2 TFSI	77		02.13		PR: 1ZA,1ZD	24.0125-0158.1	425158		312 25,0 22,0 V L +S +B	
	1.4 TFSI	90		08.12		PR: 1ZA,1ZD					
	1.4 TFSI	103		10.12		PR: 1ZA,1ZD					
	1.6 TDI	77		09.12		PR: 1ZA,1ZD					
	1.8 TFSI	132		08.12		PR: 1ZA,1ZD					
	1.8 TFSI quattro	132		08.12		PR: 1ZA,1ZD					
	2.0 TDI	81		01.13		PR: 1ZA,1ZD					
	2.0 TDI	100		05.13		PR: 1ZA,1ZD					
	2.0 TDI	105		08.12		PR: 1ZA,1ZD					
	2.0 TDI	110		08.12		PR: 1ZA,1ZD					
	2.0 TDI	135		12.12		PR: 1ZA,1ZD					
	2.0 TDI quattro	110		10.12		PR: 1ZA,1ZD					
	2.0 TDI quattro	135		12.12		PR: 1ZA,1ZD					
	1.2 TFSI	77		02.13		PR: 1ZE,1ZP	24.0125-0145.1	425145		288 25,0 22,0 V L +S +B	
1.4 TFSI	90		08.12		PR: 1ZE,1ZP						
1.4 TFSI	103		10.12		PR: 1ZE,1ZP						
1.6 TDI	77		09.12		PR: 1ZE,1ZP						
1.8 TFSI	132		08.12		PR: 1ZE,1ZP						
1.8 TFSI quattro	132		08.12		PR: 1ZE,1ZP						
2.0 TDI	81		01.13		PR: 1ZE,1ZP						
2.0 TDI	100		05.13		PR: 1ZE,1ZP						
2.0 TDI	105		08.12		PR: 1ZE,1ZP						
2.0 TDI	110		08.12		PR: 1ZE,1ZP						
2.0 TDI	135		12.12		PR: 1ZE,1ZP						
2.0 TDI quattro	110		10.12		PR: 1ZE,1ZP						
2.0 TDI quattro	135		12.12		PR: 1ZE,1ZP						
S3	206		02.13		PR: 1LC,1LJ	24.0130-0225.1	430225		340 30,0 27,0 V L +S +B		
S3	221		10.12		PR: 1LC,1LJ						
	1.2 TFSI	77		02.13			24.0711-5273.3	360303		Radsensor	
	1.4 TFSI	90		08.12			24.0711-5274.3	360304		Radsensor	
	1.4 TFSI	103		10.12							
	1.6 TDI	77		09.12							
	1.8 TFSI	132		08.12							
	1.8 TFSI quattro	132		08.12							
	2.0 TDI	81		01.13							
2.0 TDI	100		05.13								

AUDI A3 / A3 Sportback (12-)											
	2.0 TDI	105		08.12		24.0711-5273.3	360303			Radsensor	
	2.0 TDI	110		08.12		24.0711-5274.3	360304			Radsensor	
	2.0 TDI	135		12.12							
	2.0 TDI quattro	110		10.12							
	2.0 TDI quattro	135		12.12							
	S3	206		02.13							
	S3	221		10.12							
	1.2 TFSI	77		02.13	PR: 1KE	24.0110-0356.1	410356		elektrische Feststellbremse ¹⁾	272 9,7 8,0 +S +B	
	1.4 TFSI	90		08.12	PR: 1KE						
	1.4 TFSI	103		10.12	PR: 1KE						
	1.6 TDI	77		09.12	PR: 1KE						
	1.8 TFSI	132		08.12	PR: 1KE						
	1.8 TFSI quattro	132		08.12	PR: 1KE						
	2.0 TDI	81		01.13	PR: 1KE						
	2.0 TDI	100		05.13	PR: 1KE						
	2.0 TDI	105		08.12	PR: 1KE						
	2.0 TDI	110		08.12	PR: 1KE						
	2.0 TDI	135		12.12	PR: 1KE						
	2.0 TDI quattro	110		10.12	PR: 1KE						
	2.0 TDI quattro	135		12.12	PR: 1KE						
	S3	206		02.13	PR: 1KE						
	S3	221		10.12	PR: 1KE						
	1.2 TFSI	77		02.13	PR: 1KJ,1KY	24.0122-0219.1	422219		elektrische Feststellbremse ¹⁾	310 22,0 20,0 V L +B	
	1.4 TFSI	90		08.12	PR: 1KJ,1KY						
	1.4 TFSI	103		10.12	PR: 1KJ,1KY						
	1.6 TDI	77		09.12	PR: 1KJ,1KY						
	1.8 TFSI	132		08.12	PR: 1KJ,1KY						
	1.8 TFSI quattro	132		08.12	PR: 1KJ,1KY						
	2.0 TDI	81		01.13	PR: 1KJ,1KY						
2.0 TDI	100		05.13	PR: 1KJ,1KY							
2.0 TDI	105		08.12	PR: 1KJ,1KY							
2.0 TDI	110		08.12	PR: 1KJ,1KY							
2.0 TDI	135		12.12	PR: 1KJ,1KY							
2.0 TDI quattro	110		10.12	PR: 1KJ,1KY							
2.0 TDI quattro	135		12.12	PR: 1KJ,1KY							
S3	206		02.13	PR: 1KJ,1KY							
S3	221		10.12	PR: 1KJ,1KY							
	1.2 TFSI	77		02.13		24.0711-6230.3	360310	2	- Geschwindigkeitsregelanlage ²⁾	Radsensor	
	1.4 TFSI	90		08.12							
	1.4 TFSI	103		10.12							
	1.6 TDI	77		09.12							
	1.8 TFSI	132		08.12							
	2.0 TDI	81		01.13							
	2.0 TDI	100		05.13							
	2.0 TDI	105		08.12							
	2.0 TDI	110		08.12							
	2.0 TDI	135		12.12							
	1.2 TFSI	77		02.13		24.0711-6230.3	360310	2	- Parkassistent ³⁾	Radsensor	
	1.4 TFSI	90		08.12							
	1.4 TFSI	103		10.12							
	1.6 TDI	77		09.12							
	1.8 TFSI	132		08.12							
	2.0 TDI	81		01.13							
	2.0 TDI	100		05.13							
2.0 TDI	105		08.12								
2.0 TDI	110		08.12								
2.0 TDI	135		12.12								
1.8 TFSI quattro	132		08.12		24.0711-5271.3	360301		- Geschwindigkeitsregelanlage ²⁾	Radsensor		
2.0 TDI quattro	110		10.12		24.0711-5272.3	360302		- Geschwindigkeitsregelanlage ²⁾	Radsensor		
2.0 TDI quattro	135		12.12		24.0711-5401.3	360330		+ Geschwindigkeitsregelanlage ⁴⁾	Radsensor		
S3	206		02.13		24.0711-5402.3	360331		+ Geschwindigkeitsregelanlage ⁴⁾	Radsensor		
S3	221		10.12								
1.8 TFSI quattro	132		08.12		24.0711-5271.3	360301		- Parkassistent ³⁾	Radsensor		
2.0 TDI quattro	110		10.12		24.0711-5272.3	360302		- Parkassistent ³⁾	Radsensor		
2.0 TDI quattro	135		12.12		24.0711-5401.3	360330		+ Parkassistent ⁵⁾	Radsensor		
S3	206		02.13		24.0711-5402.3	360331		+ Parkassistent ⁵⁾	Radsensor		
S3	221		10.12								
AUDI A4 (B5) (95-01)											
	1.6		8D-V-160000	11.94		13.0460-2934.2	602934			20669 19,0 /S LUC	
	1.9 TDI	55	8D-V-160000	03.96		13.0460-2822.2	602822			21945 19,6 /S LUC	
	1.9 TDI	66	8D-V-160000	01.95							
	1.8	85	8D-V-054061	07.95	+ / + GUS-Staaten ⁶⁾	13.0460-7110.2	607110			23018 20,3 +/WK ATE	
	1.8	92	8D-V-054061	11.94		13.0470-7110.2	LD7110			23018 20,3 +/WK ATE	
	1.8	95	8D-V-054061	01.95		13.0460-7077.2	607077			21624 20,3 + ATE	
	1.8 T			05.95	04.01						
	1.9 TDI	81		02.96	04.01						
	1.9 TDI	85		03.00	04.01						
	2.4			07.95	07.97 +						
	2.4	121		08.97	04.01						
	2.5 TDI			08.97	04.01						
	2.6			11.94	04.01						
	2.8	128		11.94	07.97						
	2.8	142		03.96	04.01						
	1.8 quattro	85		8D-V-054061	11.94	+ GUS-Staaten ⁷⁾	13.0460-7077.2	607077			21624 20,3 + ATE
	1.8 quattro	92		8D-V-054061	02.95						

¹⁾ electric parking brake / fr.di stazionamento elettrico / frein à main électrique / freno de mano eléctrico
²⁾ - speed control system / - impianto variatore di velocità / - régulateur de vitesse / - sistema de regulación de velocidad
³⁾ - parking assistant / - assistente di parcheggio / - assistance au stationnement / - asistente de aparcamiento
⁴⁾ + speed control system / + impianto variatore di velocità / + régulateur de vitesse / + sistema de regulación de velocidad
⁵⁾ + parking assistant / + asistente di parcheggio / + assistance au stationnement / + asistente de aparcamiento
⁶⁾ + / + GUS States / + / + Stati del GUS / + / + Etats de la CEI / + / + estados del GUS
⁷⁾ + GUS States / + Stati del GUS / + Etats de la CEI / + estados del GUS



AUDI A4 (B5) (95-01)

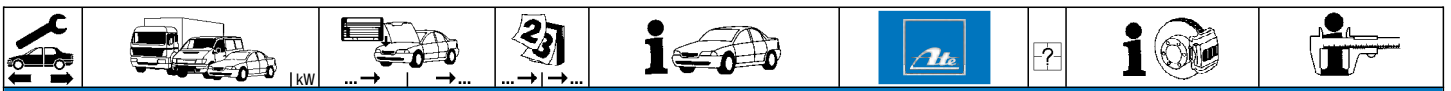
	1.8 T quattro 1.8 T quattro 1.9 TDI quattro 2.4 quattro 2.5 TDI quattro 2.6 quattro 2.8 quattro 2.8 quattro	110 132 81 128 142		02.95 01.99 08.97 01.99 07.96 01.99 08.97 01.99 11.97 01.99 11.94 01.99 11.94 07.96 06.96 01.99		13.0460-7077.2 607077		21624 20,3 +	ATE
	1.8 T quattro 1.8 T quattro 1.9 TDI quattro 1.9 TDI quattro 2.4 quattro 2.5 TDI quattro 2.6 quattro 2.8 quattro	110 132 81 85 142		02.99 04.01 02.99 04.01 02.99 04.01 03.00 04.01 02.99 04.01 02.99 04.01 02.99 04.01 02.99 04.01		13.0460-7110.2 607110 13.0470-7110.2 LD7110		23018 20,3 +/WK 23018 20,3 +/WK	ATE ATE
	1.6 1.8 1.8 1.8 1.8 quattro 1.8 quattro 1.9 TDI 1.9 TDI	80-V-160001 85 8D-V-054062 92 8D-V-054062 95 8D-V-054062 85 8D-V-054062 92 8D-V-054062 55 8D-V-160001 66 8D-V-160001		04.01 04.01 + (M) / + GUS-Staaten 1) 04.01 04.01 04.01 + GUS-Staaten 2) 04.01 04.01		13.0460-2837.2 602837 13.0470-2837.2 LD2837 13.0460-2822.2 602822		21945 19,6 +/WK/S 21945 19,6 +/WK/S 21945 19,6 /S	LUC LUC LUC
	S4 quattro S4 quattro	 8D-X-200 001	8D-X-199 999	10.97 04.01		13.0460-2705.2 602705 13.0460-2875.2 602875		21454 17,0 +/S 23280 17,5 +/WK	LUC LUC
	RS4			06.00 04.01		13.0460-7183.2 607183		21484 20,5 +/WE	ATE
	1.9 TDI 1.9 TDI	55 66	8D-V-160000 8D-V-160000	03.96 01.95		24.0113-0181.1 413181 24.0313-0181.1 513181		280 13,0 11,0 L +B 280 13,0 11,0 L +B PD	
	1.6 1.8 1.8 1.8 1.8 quattro 1.8 quattro	85 92 95 85 92	8D-V-054061 8D-V-054061 8D-V-054061 8D-V-054061 8D-V-054061 8D-V-054061	11.94 07.95 11.94 01.95 07.95 11.94	+ (M) / + GUS-Staaten 1) + GUS-Staaten 2)	24.0115-0105.1 415105 24.0315-0105.1 515105		288 15,0 13,0 L +B 288 15,0 13,0 L +B PD	
	1.6 1.8 1.8 1.8 1.8 quattro 1.8 quattro 1.9 TDI 1.9 TDI	80-V-054062 85 8D-V-054062 92 8D-V-054062 95 8D-V-054062 85 8D-V-054062 92 8D-V-054062 55 8D-V-160001 66 8D-V-160001		04.01 04.01 + (M) / + GUS-Staaten 1) 04.01 04.01 04.01 + GUS-Staaten 2) 04.01 04.01		24.0122-0152.1 422152 24.0322-0152.1 522152		280 22,0 20,0 V L +B 280 22,0 20,0 V L +B PD	
	1.8 T 1.8 T quattro 1.8 T quattro 1.9 TDI 1.9 TDI 1.9 TDI quattro 2.4 2.4 quattro 2.5 TDI 2.5 TDI quattro 2.6 2.6 quattro 2.8 2.8 2.8 quattro 2.8 quattro	110 132 81 85 81 85 121 128 142 128 142		05.95 04.01 02.95 04.01 08.97 04.01 02.96 04.01 03.00 04.01 07.96 04.01 03.00 04.01 07.95 07.97 + (T) 08.97 04.01 08.97 04.01 08.97 04.01 11.97 04.01 11.94 04.01 11.94 04.01 11.94 07.97 03.96 04.01 11.94 07.96 09.96 04.01		24.0125-0105.1 425105 24.0325-0105.1 525105		288 25,0 23,0 V L +B 288 25,0 23,0 V L +B PD	
	S4 quattro			10.97 04.01		24.0130-0113.1 430113 24.0330-0113.1 530113		320 30,0 28,0 V L +B 320 30,0 28,0 V L +B PD	
	1.6 1.8 1.8 quattro 1.8 quattro 1.8 T 1.8 T quattro 1.8 T quattro 1.9 TDI 1.9 TDI 1.9 TDI 1.9 TDI 1.9 TDI quattro 1.9 TDI quattro 2.4 2.4 quattro 2.5 TDI 2.5 TDI quattro 2.6 2.6 quattro 2.8 2.8 2.8 quattro 2.8 quattro	85 92 110 132 55 66 81 85 81 85 128 142 128 142	8D-V-160000 8D-V-160000 8D-V-160000 8D-V-160000 8D-V-160000 8D-V-160000 8D-V-160000 8D-V-160000 8D-V-160000 8D-V-160000 8D-V-160000 8D-V-160000 8D-V-160000 8D-V-160000 8D-V-160000 8D-V-160000 8D-V-160000 8D-V-160000 8D-V-160000 8D-V-160000 8D-V-160000 8D-V-160000	11.94 11.94 11.94 04.01 11.94 04.01 05.95 02.95 04.01 08.97 04.01 03.96 01.95 02.96 03.00 07.96 04.01 03.00 04.01 07.95 + (T) 08.97 04.01 08.97 04.01 11.97 04.01 11.94 04.01 11.94 04.01 11.94 07.97 03.96 04.01 11.94 07.96 09.96 04.01		13.0460-3602.2 603602		21144 15,8 /S	LUC

1) + (M) / + GUS States / + (M) / + Stati del GUS / + (M) / + Etats de la CEI / + (M) / + estados del GUS
2) + GUS States / + Stati del GUS / + Etats de la CEI / + estados del GUS




AUDI A4 (B5) (95-01)		AUDI A4 (B6/B7) (01-08)				
	1.6 1.8 1.8 T 1.9 TDI 1.9 TDI 1.9 TDI 1.9 TDI 2.4 2.4 2.5 TDI 2.6 2.8 2.8 S4 quattro	8D-V-160001 8D-V-160001 8D-V-160001 55 8D-V-160001 66 8D-V-160001 81 8D-V-160001 85 8D-V-160001 121 8D-V-160001 128 8D-V-160001 142 8D-V-160001	04.01 04.01 04.01 04.01 04.01 04.01 04.01 03.00 04.01 07.97 + ① 08.97 04.01 08.97 04.01 04.01 07.97 04.01 10.97 04.01	13.0460-2820.2 602820 13.0470-2820.2 LD2820 13.0460-0072.2 610072	20961 17,2 /S 20961 17,2 /S Einbausatz	LUC LUC LUC
	1.6 1.8 1.8 T 1.9 TDI 1.9 TDI 1.9 TDI 1.9 TDI 2.4 2.4 2.5 TDI 2.6 2.8 2.8 1.8 quattro 1.8 quattro 1.8 T quattro 1.8 T quattro 1.9 TDI quattro 1.9 TDI quattro 2.4 quattro 2.5 TDI quattro 2.6 quattro 2.8 quattro 2.8 quattro S4 quattro	55 66 81 85 121 128 142 85 92 110 132 81 85 85 128 142	11.94 04.01 11.94 04.01 05.95 04.01 03.96 04.01 01.95 04.01 02.96 04.01 03.00 04.01 07.95 07.97 + ① 08.97 04.01 08.97 04.01 11.94 04.01 11.94 07.97 03.96 04.01 11.94 04.01 11.94 04.01 02.95 04.01 08.97 04.01 07.96 04.01 03.00 04.01 08.97 04.01 11.97 04.01 11.94 04.01 11.94 07.96 06.96 04.01 10.97 04.01	24.0110-0210.1 410210 24.0110-0224.1 410224 24.0310-0224.1 510224 24.0122-0221.1 422221	245 10,0 8,0 +B 245 10,0 8,0 +B 245 10,0 8,0 +B PD 256 22,0 20,0 V L +B	
	1.6 1.8 T 1.8 T 1.8 T 1.8 T 1.8 T quattro 1.8 T quattro 1.8 T quattro 1.8 T quattro 1.9 TDI 1.9 TDI 1.9 TDI 1.9 TDI quattro 2.0 2.0 FSI 2.0 TDI 2.0 TDI 2.0 TDI 2.0 TDI quattro 2.0 TDI quattro 2.0 TFSI 2.0 TFSI 2.0 TFSI quattro 2.0 TFSI quattro 2.4 2.5 TDI 2.5 TDI quattro 2.7 TDI 2.7 TDI 3.0 3.0 quattro 3.0 TDI quattro 3.0 TDI quattro 3.2 FSI 3.2 FSI quattro 1.6 1.8 T 1.8 T 1.8 T 1.8 T 1.8 T quattro 1.8 T quattro 1.8 T quattro 1.8 T quattro 1.9 TDI 1.9 TDI	75 110 120 125 140 110 120 125 140 74 85 96 96 110 100 103 125 103 125 147 162 147 162 140 132 150 171 188 188 75 110 120 125 140 110 120 125 140 74 85	12.00 11.08 PR: 1LZ 12.00 11.08 PR: 1LZ 07.02 11.08 PR: 1LZ 07.01 11.08 PR: 1LZ 11.02 11.08 PR: 1LZ 12.00 11.08 PR: 1LZ 07.02 11.08 PR: 1LZ 07.01 11.08 PR: 1LZ 11.02 11.08 PR: 1LZ 04.01 11.08 PR: 1LZ 06.04 11.08 PR: 1LZ 12.00 11.08 PR: 1LZ 12.00 11.08 PR: 1LZ 07.02 11.08 PR: 1LZ 11.04 11.08 PR: 1LZ 06.06 11.08 PR: 1LZ 01.06 11.08 PR: 1LZ 06.06 11.08 PR: 1LZ 11.04 11.08 PR: 1LZ 06.05 11.08 PR: 1LZ 11.04 11.08 PR: 1LZ 06.05 11.08 PR: 1LZ 09.01 11.08 PR: 1LZ 12.00 11.08 PR: 1LZ 12.00 11.08 PR: 1LZ 11.05 11.08 PR: 1LZ 01.06 11.08 PR: 1LZ 12.00 11.08 PR: 1LZ 12.00 11.08 PR: 1LZ 11.04 11.08 PR: 1LZ 01.06 11.08 PR: 1LZ 01.05 11.08 PR: 1LZ 01.05 11.08 PR: 1LZ 12.00 11.08 PR: 1LB,1LE,1LF,1LT 12.00 11.08 PR: 1LB,1LE,1LF,1LT 07.02 11.08 PR: 1LB,1LE,1LF,1LT 07.01 11.08 PR: 1LB,1LE,1LF,1LT 11.02 11.08 PR: 1LB,1LE,1LF,1LT 12.00 11.08 PR: 1LB,1LE,1LF,1LT 07.02 11.08 PR: 1LB,1LE,1LF,1LT 07.01 11.08 PR: 1LB,1LE,1LF,1LT 11.02 11.08 PR: 1LB,1LE,1LF,1LT 11.02 11.08 PR: 1LB,1LE,1LF,1LT 04.01 11.08 PR: 1LB,1LE,1LF,1LT 06.04 11.08 PR: 1LB,1LE,1LF,1LT	13.0460-2837.2 602837 13.0470-2837.2 LD2837 13.0460-7110.2 607110 13.0470-7110.2 LD7110	21945 19,6 +/WK/S 21945 19,6 +/WK/S 23018 20,3 +/WK 23018 20,3 +/WK	LUC LUC ATE ATE

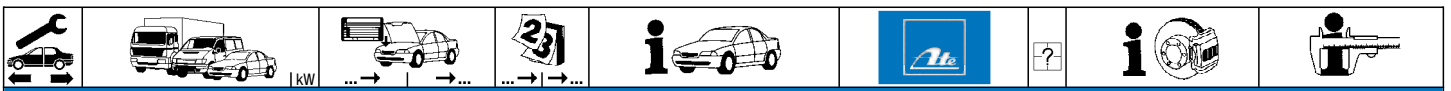




AUDI A4 (B6/B7) (01-08)

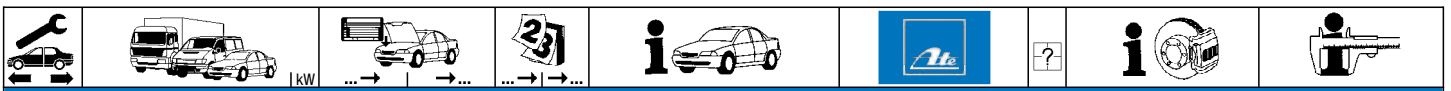
	1.9 TDI	96	12.00	11.08	PR: 1LB,1LE,1LF,1LT	13.0460-7110.2	607110		23018 20,3 +WK 23018 20,3 +WK	ATE ATE
	1.9 TDI quattro		12.00	11.08	PR: 1LB,1LE,1LF,1LT	13.0470-7110.2	LD7110			
	2.0	96	12.00	11.08	PR: 1LB,1LE,1LF,1LT					
	2.0 FSI	110	07.02	11.08	PR: 1LB,1LE,1LF,1LT					
	2.0 TDI	100	11.04	11.08	PR: 1LB,1LE,1LF,1LT					
	2.0 TDI	103	11.04	11.08	PR: 1LB,1LE,1LF,1LT					
	2.0 TDI	125	06.06	11.08	PR: 1LB,1LE,1LF,1LT					
	2.0 TDI quattro	103	01.06	11.08	PR: 1LB,1LE,1LF,1LT					
	2.0 TDI quattro	125	06.06	11.08	PR: 1LB,1LE,1LF,1LT					
	2.0 TFSI	147	11.04	11.08	PR: 1LB,1LE,1LF,1LT					
	2.0 TFSI	162	06.05	11.08	PR: 1LB,1LE,1LF,1LT					
	2.0 TFSI quattro	147	11.04	11.08	PR: 1LB,1LE,1LF,1LT					
	2.0 TFSI quattro	162	06.05	11.08	PR: 1LB,1LE,1LF,1LT					
	2.4		09.01	11.08	PR: 1LB,1LE,1LF,1LT					
	2.5 TDI		12.00	11.08	PR: 1LB,1LE,1LF,1LT					
	2.5 TDI quattro		12.00	11.08	PR: 1LB,1LE,1LF,1LT					
	2.7 TDI	120	11.05	11.08	PR: 1LB,1LE,1LF,1LT					
	2.7 TDI	132	01.06	11.08	PR: 1LB,1LE,1LF,1LT					
	3.0		12.00	11.08	PR: 1LB,1LE,1LF,1LT					
	3.0 quattro		12.00	11.08	PR: 1LB,1LE,1LF,1LT					
3.0 TDI quattro	150	11.04	11.08	PR: 1LB,1LE,1LF,1LT						
3.0 TDI quattro	171	01.06	11.08	PR: 1LB,1LE,1LF,1LT						
3.2 FSI	188	01.05	11.08	PR: 1LB,1LE,1LF,1LT						
3.2 FSI quattro	188	01.05	11.08	PR: 1LB,1LE,1LF,1LT						
	1.6	75	12.00	11.08	PR: 1LA,1LC	13.0460-7201.2	607201		23763 20,3 +WK 23763 20,3 +WK	ATE ATE
	1.8 T	110	12.00	11.08	PR: 1LA,1LC	13.0470-7201.2	LD7201			
	1.8 T	120	07.02	11.08	PR: 1LA,1LC					
	1.8 T	125	07.01	11.08	PR: 1LA,1LC					
	1.8 T	140	11.02	11.08	PR: 1LA,1LC					
	1.8 T quattro	110	12.00	11.08	PR: 1LA,1LC					
	1.8 T quattro	120	07.02	11.08	PR: 1LA,1LC					
	1.8 T quattro	125	07.01	11.08	PR: 1LA,1LC					
	1.8 T quattro	140	11.02	11.08	PR: 1LA,1LC					
	1.9 TDI	74	04.01	11.08	PR: 1LA,1LC					
	1.9 TDI	85	06.04	11.08	PR: 1LA,1LC					
	1.9 TDI	96	12.00	11.08	PR: 1LA,1LC					
	1.9 TDI quattro		12.00	11.08	PR: 1LA,1LC					
	2.0	96	12.00	11.08	PR: 1LA,1LC					
	2.0 FSI	110	07.02	11.08	PR: 1LA,1LC					
	2.0 TDI	100	11.04	11.08	PR: 1LA,1LC					
	2.0 TDI	103	11.04	11.08	PR: 1LA,1LC					
	2.0 TDI	125	06.06	11.08	PR: 1LA,1LC					
	2.0 TDI quattro	103	01.06	11.08	PR: 1LA,1LC					
	2.0 TDI quattro	125	06.06	11.08	PR: 1LA,1LC					
	2.0 TFSI	147	11.04	11.08	PR: 1LA,1LC					
	2.0 TFSI	162	06.05	11.08	PR: 1LA,1LC					
	2.0 TFSI quattro	147	11.04	11.08	PR: 1LA,1LC					
	2.0 TFSI quattro	162	06.05	11.08	PR: 1LA,1LC					
	2.4		09.01	11.08	PR: 1LA,1LC					
	2.5 TDI		12.00	11.08	PR: 1LA,1LC					
	2.5 TDI quattro		12.00	11.08	PR: 1LA,1LC					
	2.7 TDI	120	11.05	11.08	PR: 1LA,1LC					
	2.7 TDI	132	01.06	11.08	PR: 1LA,1LC					
	3.0		12.00	11.08	PR: 1LA,1LC					
3.0 quattro		12.00	11.08	PR: 1LA,1LC						
3.0 TDI quattro	150	11.04	11.08	PR: 1LA,1LC						
3.0 TDI quattro	171	01.06	11.08	PR: 1LA,1LC						
3.2 FSI	188	01.05	11.08	PR: 1LA,1LC						
3.2 FSI quattro	188	01.05	11.08	PR: 1LA,1LC						
S4 4.2	253	03.03	11.08	PR: 1LJ	13.0460-7201.2	607201		23763 20,3 +WK	ATE	
	1.6	75	12.00	11.08	PR: 1LZ	24.0122-0152.1	422152		280 22,0 20,0 V L +B 280 22,0 20,0 V L +B PD	
	1.8 T	110	12.00	11.08	PR: 1LZ	24.0322-0152.1	522152			
	1.8 T	120	07.02	11.08	PR: 1LZ					
	1.8 T	125	07.01	11.08	PR: 1LZ					
	1.8 T	140	11.02	11.08	PR: 1LZ					
	1.8 T quattro	110	12.00	11.08	PR: 1LZ					
	1.8 T quattro	120	07.02	11.08	PR: 1LZ					
	1.8 T quattro	125	07.01	11.08	PR: 1LZ					
	1.8 T quattro	140	11.02	11.08	PR: 1LZ					
	1.9 TDI	74	04.01	11.08	PR: 1LZ					
	1.9 TDI	85	06.04	11.08	PR: 1LZ					
	1.9 TDI	96	12.00	11.08	PR: 1LZ					
	1.9 TDI quattro		12.00	11.08	PR: 1LZ					
	2.0	96	12.00	11.08	PR: 1LZ					
	2.0 FSI	110	07.02	11.08	PR: 1LZ					
	2.0 TDI	100	11.04	11.08	PR: 1LZ					
	2.0 TDI	103	11.04	11.08	PR: 1LZ					
	2.0 TDI	125	06.06	11.08	PR: 1LZ					
	2.0 TDI quattro	103	01.06	11.08	PR: 1LZ					
	2.0 TDI quattro	125	06.06	11.08	PR: 1LZ					
2.0 TFSI	147	11.04	11.08	PR: 1LZ						
2.0 TFSI	162	06.05	11.08	PR: 1LZ						
2.0 TFSI quattro	147	11.04	11.08	PR: 1LZ						
2.0 TFSI quattro	162	06.05	11.08	PR: 1LZ						
2.4		09.01	11.08	PR: 1LZ						
2.5 TDI		12.00	11.08	PR: 1LZ						
2.5 TDI quattro		12.00	11.08	PR: 1LZ						

AUDI A4 (B6/B7) (01-08)											
	2.7 TDI	120		11.05	11.08	PR: 1LZ		24.0122-0152.1	422152		280 22,0 20,0 V L +B
	2.7 TDI	132		01.06	11.08	PR: 1LZ		24.0322-0152.1	522152		280 22,0 20,0 V L +B PD
	3.0			12.00	11.08	PR: 1LZ					
	3.0 quattro			12.00	11.08	PR: 1LZ					
	3.0 TDI quattro	150		11.04	11.08	PR: 1LZ					
	3.0 TDI quattro	171		01.06	11.08	PR: 1LZ					
	3.2 FSI	188		01.05	11.08	PR: 1LZ					
	3.2 FSI quattro	188		01.05	11.08	PR: 1LZ					
	1.6	75		12.00	11.08	PR: 1LB,1LE		24.0125-0105.1	425105		288 25,0 23,0 V L +B
	1.8 T	110		12.00	11.08	PR: 1LB,1LE		24.0325-0105.1	525105		288 25,0 23,0 V L +B PD
1.8 T	120		07.02	11.08	PR: 1LB,1LE						
1.8 T	125		07.01	11.08	PR: 1LB,1LE						
1.8 T	140		11.02	11.08	PR: 1LB,1LE						
1.8 T quattro	110		12.00	11.08	PR: 1LB,1LE						
1.8 T quattro	120		07.02	11.08	PR: 1LB,1LE						
1.8 T quattro	125		07.01	11.08	PR: 1LB,1LE						
1.8 T quattro	140		11.02	11.08	PR: 1LB,1LE						
1.9 TDI	74		04.01	11.08	PR: 1LB,1LE						
1.9 TDI	85		06.04	11.08	PR: 1LB,1LE						
1.9 TDI	96		12.00	11.08	PR: 1LB,1LE						
1.9 TDI quattro			12.00	11.08	PR: 1LB,1LE						
2.0	96		12.00	11.08	PR: 1LB,1LE						
2.0 FSI	110		07.02	11.08	PR: 1LB,1LE						
2.0 TDI	100		11.04	11.08	PR: 1LB,1LE						
2.0 TDI	103		11.04	11.08	PR: 1LB,1LE						
2.0 TDI	125		06.06	11.08	PR: 1LB,1LE						
2.0 TDI quattro	103		01.06	11.08	PR: 1LB,1LE						
2.0 TDI quattro	125		06.06	11.08	PR: 1LB,1LE						
2.0 TFSI	147		11.04	11.08	PR: 1LB,1LE						
2.0 TFSI quattro	147		11.04	11.08	PR: 1LB,1LE						
2.4			09.01	11.08	PR: 1LB,1LE						
2.5 TDI			12.00	11.08	PR: 1LB,1LE						
2.5 TDI quattro			12.00	11.08	PR: 1LB,1LE						
2.7 TDI	120		11.05	11.08	PR: 1LB,1LE						
2.7 TDI	132		01.06	11.08	PR: 1LB,1LE						
2.0 TFSI	162		06.05	11.08	PR: 1LB,1LE		24.0125-0105.1	425105		288 25,0 23,0 V L +B	
2.0 TFSI quattro	162		06.05	11.08	PR: 1LB,1LE						
3.0			12.00	11.08	PR: 1LB,1LE						
3.0 quattro			12.00	11.08	PR: 1LB,1LE						
3.0 TDI quattro	150		11.04	11.08	PR: 1LB,1LE						
3.0 TDI quattro	171		01.06	11.08	PR: 1LB,1LE						
3.2 FSI	188		01.05	11.08	PR: 1LB,1LE						
3.2 FSI quattro	188		01.05	11.08	PR: 1LB,1LE						
1.6	75		12.00	11.08	PR: 1LF,1LT		24.0125-0137.1	425137		312 25,0 23,0 V L +B	
1.8 T	110		12.00	11.08	PR: 1LF,1LT		24.0325-0137.1	525137		312 25,0 23,0 V L +B PD	
1.8 T	120		07.02	11.08	PR: 1LF,1LT						
1.8 T	125		07.01	11.08	PR: 1LF,1LT						
1.8 T quattro	110		12.00	11.08	PR: 1LF,1LT						
1.8 T quattro	120		07.02	11.08	PR: 1LF,1LT						
1.8 T quattro	125		07.01	11.08	PR: 1LF,1LT						
1.9 TDI	74		04.01	11.08	PR: 1LF,1LT						
1.9 TDI	85		06.04	11.08	PR: 1LF,1LT						
1.9 TDI	96		12.00	11.08	PR: 1LF,1LT						
1.9 TDI quattro			12.00	11.08	PR: 1LF,1LT						
2.0	96		12.00	11.08	PR: 1LF,1LT						
2.0 FSI	110		07.02	11.08	PR: 1LF,1LT						
2.0 TDI	100		11.04	11.08	PR: 1LF,1LT						
2.0 TDI	103		11.04	11.08	PR: 1LF,1LT						
2.0 TDI	125		06.06	11.08	PR: 1LF,1LT						
2.0 TDI quattro	103		01.06	11.08	PR: 1LF,1LT						
2.0 TDI quattro	125		06.06	11.08	PR: 1LF,1LT						
2.4			09.01	11.08	PR: 1LF,1LT						
2.5 TDI			12.00	11.08	PR: 1LF,1LT						
2.5 TDI quattro			12.00	11.08	PR: 1LF,1LT						
2.7 TDI	120		11.05	11.08	PR: 1LF,1LT						
1.8 T	140		11.02	11.08	PR: 1LF,1LT		24.0125-0137.1	425137		312 25,0 23,0 V L +B	
1.8 T quattro	140		11.02	11.08	PR: 1LF,1LT						
2.0 TFSI	147		11.04	11.08	PR: 1LF,1LT						
2.0 TFSI	162		06.05	11.08	PR: 1LF,1LT						
2.0 TFSI quattro	147		11.04	11.08	PR: 1LF,1LT						
2.0 TFSI quattro	162		06.05	11.08	PR: 1LF,1LT						
2.7 TDI	132		01.06	11.08	PR: 1LF,1LT						
3.0			12.00	11.08	PR: 1LF,1LT						
3.0 quattro			12.00	11.08	PR: 1LF,1LT						
3.0 TDI quattro	150		11.04	11.08	PR: 1LF,1LT						
3.0 TDI quattro	171		01.06	11.08	PR: 1LF,1LT						
3.2 FSI	188		01.05	11.08	PR: 1LF,1LT						
3.2 FSI quattro	188		01.05	11.08	PR: 1LF,1LT						
1.6	75		12.00	11.08	PR: 1LA		24.0130-0113.1	430113		320 30,0 28,0 V L +B	
1.8 T	110		12.00	11.08	PR: 1LA		24.0330-0113.1	530113		320 30,0 28,0 V L +B PD	
1.8 T	120		07.02	11.08	PR: 1LA						
1.8 T	125		07.01	11.08	PR: 1LA						
1.8 T	140		11.02	11.08	PR: 1LA						
1.8 T quattro	110		12.00	11.08	PR: 1LA						
1.8 T quattro	120		07.02	11.08	PR: 1LA						
1.8 T quattro	125		07.01	11.08	PR: 1LA						
1.8 T quattro	140		11.02	11.08	PR: 1LA						



AUDI A4 (B6/B7) (01-08)

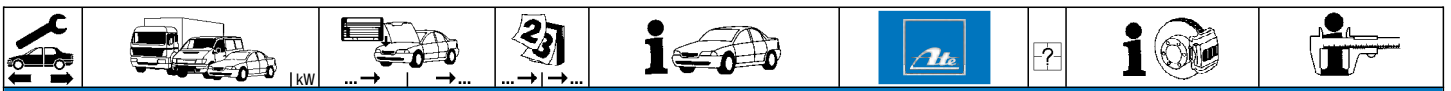
	1.9 TDI 74		04.01	11.08	PR: 1LA	24.0130-0113.1	430113		320 30,0 28,0 VL +B
	1.9 TDI 85		06.04	11.08	PR: 1LA	24.0330-0113.1	530113		320 30,0 28,0 VL +B PD
	1.9 TDI 96		12.00	11.08	PR: 1LA				
	1.9 TDI quattro		12.00	11.08	PR: 1LA				
	2.0 96		12.00	11.08	PR: 1LA				
	2.0 FSI 110		07.02	11.08	PR: 1LA				
	2.0 TDI 100		11.04	11.08	PR: 1LA				
	2.0 TDI 103		11.04	11.08	PR: 1LA				
	2.0 TDI 125		06.06	11.08	PR: 1LA				
	2.0 TDI quattro 103		01.06	11.08	PR: 1LA				
	2.0 TDI quattro 125		06.06	11.08	PR: 1LA				
	2.0 TFSI 147		11.04	11.08	PR: 1LA				
	2.0 TFSI 162		06.05	11.08	PR: 1LA				
	2.0 TFSI quattro 147		11.04	11.08	PR: 1LA				
	2.0 TFSI quattro 162		06.05	11.08	PR: 1LA				
	2.4		09.01	11.08	PR: 1LA				
	2.5 TDI		12.00	11.08	PR: 1LA				
	2.5 TDI quattro		12.00	11.08	PR: 1LA				
	2.7 TDI 120		11.05	11.08	PR: 1LA				
	2.7 TDI 132		01.06	11.08	PR: 1LA				
	3.0		12.00	11.08	PR: 1LA				
	3.0 quattro		12.00	11.08	PR: 1LA				
	3.0 TDI quattro 150		11.04	11.08	PR: 1LA				
	3.0 TDI quattro 171		01.06	11.08	PR: 1LA				
	3.2 FSI 188		01.05	11.08	PR: 1LA				
	3.2 FSI quattro 188		01.05	11.08	PR: 1LA				
	1.6 75		12.00	11.08	PR: 1LC	24.0130-0185.1	430185		320 30,0 28,0 VL
	1.8 T 110		12.00	11.08	PR: 1LC				
	1.8 T 120		07.02	11.08	PR: 1LC				
	1.8 T 125		07.01	11.08	PR: 1LC				
	1.8 T 140		11.02	11.08	PR: 1LC				
	1.8 T quattro 110		12.00	11.08	PR: 1LC				
	1.8 T quattro 120		07.02	11.08	PR: 1LC				
	1.8 T quattro 125		07.01	11.08	PR: 1LC				
	1.8 T quattro 140		11.02	11.08	PR: 1LC				
	1.9 TDI 74		04.01	11.08	PR: 1LC				
	1.9 TDI 85		06.04	11.08	PR: 1LC				
	1.9 TDI 96		12.00	11.08	PR: 1LC				
	1.9 TDI quattro		12.00	11.08	PR: 1LC				
	2.0 96		12.00	11.08	PR: 1LC				
	2.0 FSI 110		07.02	11.08	PR: 1LC				
	2.0 TDI 100		11.04	11.08	PR: 1LC				
	2.0 TDI 103		11.04	11.08	PR: 1LC				
	2.0 TDI 125		06.06	11.08	PR: 1LC				
	2.0 TDI quattro 103		01.06	11.08	PR: 1LC				
	2.0 TDI quattro 125		06.06	11.08	PR: 1LC				
	2.0 TFSI 147		11.04	11.08	PR: 1LC				
	2.0 TFSI 162		06.05	11.08	PR: 1LC				
	2.0 TFSI quattro 147		11.04	11.08	PR: 1LC				
	2.0 TFSI quattro 162		06.05	11.08	PR: 1LC				
	2.4		09.01	11.08	PR: 1LC				
	2.5 TDI		12.00	11.08	PR: 1LC				
	2.5 TDI quattro		12.00	11.08	PR: 1LC				
	2.7 TDI 120		11.05	11.08	PR: 1LC				
	2.7 TDI 132		01.06	11.08	PR: 1LC				
	3.0		12.00	11.08	PR: 1LC				
	3.0 quattro		12.00	11.08	PR: 1LC				
	3.0 TDI quattro 150		11.04	11.08	PR: 1LC				
	3.0 TDI quattro 171		01.06	11.08	PR: 1LC				
	3.2 FSI 188		01.05	11.08	PR: 1LC				
	3.2 FSI quattro 188		01.05	11.08	PR: 1LC				
	S4 4.2 253		03.03	11.08	PR: 1LJ	24.0130-0119.1	430119		345 30,0 28,0 VL +B
	1.6 75	8E-4-180000	12.00		PR: 1KD	13.0460-2820.2	602820		20961 17,2 /S LUC
	1.8 T 110	8E-4-180000	12.00		PR: 1KD	13.0470-2820.2	LD2820		20961 17,2 /S LUC
	1.8 T 120	8E-4-180000	07.02		PR: 1KD	13.0460-0072.2	610072		Einbausatz LUC
	1.8 T 125	8E-4-180000	07.01		PR: 1KD				
	1.8 T 140	8E-4-180000	11.02		PR: 1KD				
	1.8 T quattro 110	8E-4-180000	12.00		PR: 1KD				
	1.8 T quattro 120	8E-4-180000	07.02		PR: 1KD				
	1.8 T quattro 125	8E-4-180000	07.01		PR: 1KD				
	1.8 T quattro 140	8E-4-180000	11.02		PR: 1KD				
	1.9 TDI 74	8E-4-180000	04.01		PR: 1KD				
	1.9 TDI 96	8E-4-180000	12.00		PR: 1KD				
	1.9 TDI quattro	8E-4-180000	12.00		PR: 1KD				
	2.0 96	8E-4-180000	12.00		PR: 1KD				
	2.0 FSI 110	8E-4-180000	07.02		PR: 1KD				
	2.4	8E-4-180000	09.01		PR: 1KD				
	2.5 TDI	8E-4-180000	12.00		PR: 1KD				
	2.5 TDI quattro	8E-4-180000	12.00		PR: 1KD				
	1.6 75	8E-4-180000	12.00		PR: 1KP	13.0460-2860.2	602860		23554 16,3 /WE/S LUC
	1.8 T 110	8E-4-180000	12.00		PR: 1KP	13.0470-2860.2	LD2860		23554 16,3 /WE/S LUC
	1.8 T 120	8E-4-180000	07.02		PR: 1KP	13.0460-0072.2	610072		Einbausatz LUC
	1.8 T 125	8E-4-180000	07.01		PR: 1KP				
	1.8 T 140	8E-4-180000	11.02		PR: 1KP				
	1.8 T quattro 110	8E-4-180000	12.00		PR: 1KP				
	1.8 T quattro 120	8E-4-180000	07.02		PR: 1KP				
	1.8 T quattro 125	8E-4-180000	07.01		PR: 1KP				



AUDI A4 (B6/B7) (01-08)

	1.8 T quattro	140	8E-4-180000	11.02	PR: 1KP	13.0460-2860.2	602860		23554 16,3 /WE/S	LUC	
	1.9 TDI	74	8E-4-180000	04.01	PR: 1KP	13.0470-2860.2	LD2860		23554 16,3 /WE/S	LUC	
	1.9 TDI	96	8E-4-180000	12.00	PR: 1KP	13.0460-0072.2	610072		Einbausatz	LUC	
	1.9 TDI quattro		8E-4-180000	12.00	PR: 1KP						
	2.0	96	8E-4-180000	12.00	PR: 1KP						
	2.0 FSI	110	8E-4-180000	07.02	PR: 1KP						
	2.4		8E-4-180000	09.01	PR: 1KP						
	2.5 TDI		8E-4-180000	12.00	PR: 1KP						
	2.5 TDI quattro		8E-4-180000	12.00	PR: 1KP						
	1.6	75	8E-4-180001		11.08	PR: 1KD,1KP	13.0460-2886.2	602886		20961 16,2 /S	LUC
	1.8 T	110	8E-4-180001		11.08	PR: 1KD,1KP	13.0470-2886.2	LD2886		20961 16,2 /S	LUC
	1.8 T	120	8E-4-180001		11.08	PR: 1KD,1KP					
	1.8 T	125	8E-4-180001		11.08	PR: 1KD,1KP					
	1.8 T	140	8E-4-180001		11.08	PR: 1KD,1KP					
	1.8 T quattro	110	8E-4-180001		11.08	PR: 1KD,1KP					
1.8 T quattro	120	8E-4-180001		11.08	PR: 1KD,1KP						
1.8 T quattro	125	8E-4-180001		11.08	PR: 1KD,1KP						
1.8 T quattro	140	8E-4-180001		11.08	PR: 1KD,1KP						
1.9 TDI	74	8E-4-180001		11.08	PR: 1KD,1KP						
1.9 TDI	85		06.04	11.08	PR: 1KD,1KP						
1.9 TDI	96	8E-4-180001		11.08	PR: 1KD,1KP						
1.9 TDI quattro		8E-4-180001		11.08	PR: 1KD,1KP						
2.0	96	8E-4-180001		11.08	PR: 1KD,1KP						
2.0 FSI	110	8E-4-180001		11.08	PR: 1KD,1KP						
2.0 TDI	103		11.04	11.08	PR: 1KD,1KP						
2.0 TDI	125		06.06	11.08	PR: 1KD,1KP						
2.0 TDI quattro	103		01.06	11.08	PR: 1KD,1KP						
2.0 TDI quattro	125		06.06	11.08	PR: 1KD,1KP						
2.0 TFSI	147		11.04	11.08	PR: 1KD,1KP						
2.0 TFSI	162		06.05	11.08	PR: 1KD,1KP						
2.0 TFSI quattro	147		11.04	11.08	PR: 1KD,1KP						
2.0 TFSI quattro	162		06.05	11.08	PR: 1KD,1KP						
2.4		8E-4-180001		11.08	PR: 1KD,1KP						
2.5 TDI		8E-4-180001		11.08	PR: 1KD,1KP						
2.5 TDI quattro		8E-4-180001		11.08	PR: 1KD,1KP						
3.0			8E-7-300000	12.00	PR: 1KD,1KP						
3.0 quattro			8E-7-300000	12.00	PR: 1KD,1KP						
1.6	75	8E-5-400001		11.08	PR: 1KW	13.0460-2880.2	602880		23914 17,1 /WE/Zub/S	LUC	
1.8 T	110	8E-5-400001		11.08	PR: 1KW	13.0470-2880.2	LD2880		23914 17,1 /WE/Zub/S	LUC	
1.8 T	120	8E-5-400001		11.08	PR: 1KW	13.0460-0259.2	610259		Einbausatz	LUC	
1.8 T	125	8E-5-400001		11.08	PR: 1KW						
1.8 T	140	8E-5-400001		11.08	PR: 1KW						
1.8 T quattro	110	8E-5-400001		11.08	PR: 1KW						
1.8 T quattro	120	8E-5-400001		11.08	PR: 1KW						
1.8 T quattro	125	8E-5-400001		11.08	PR: 1KW						
1.8 T quattro	140	8E-5-400001		11.08	PR: 1KW						
1.9 TDI	74	8E-5-400001		11.08	PR: 1KW						
1.9 TDI	85	8E-5-400001		11.08	PR: 1KW						
1.9 TDI	96	8E-5-400001		11.08	PR: 1KW						
1.9 TDI quattro		8E-5-400001		11.08	PR: 1KW						
2.0	96	8E-5-400001		11.08	PR: 1KW						
2.0 FSI	110	8E-5-400001		11.08	PR: 1KW						
2.0 TDI	100	8E-5-400001		11.08	PR: 1KW						
2.0 TDI	103	8E-5-400001		11.08	PR: 1KW						
2.0 TDI	125		06.06	11.08	PR: 1KW						
2.0 TDI quattro	103		01.06	11.08	PR: 1KW						
2.0 TDI quattro	125		06.06	11.08	PR: 1KW						
2.0 TFSI	147	8E-5-400001		11.08	PR: 1KW						
2.0 TFSI	162	8E-5-400001		11.08	PR: 1KW						
2.0 TFSI quattro	147	8E-5-400001		11.08	PR: 1KW						
2.0 TFSI quattro	162	8E-5-400001		11.08	PR: 1KW						
2.4		8E-5-400001		11.08	PR: 1KW						
2.5 TDI		8E-5-400001		11.08	PR: 1KW						
2.5 TDI quattro		8E-5-400001		11.08	PR: 1KW						
2.7 TDI	120		11.05	11.08	PR: 1KW						
2.7 TDI	132		01.06	11.08	PR: 1KW						
3.0		8E-5-400001		11.08	PR: 1KW						
3.0 quattro		8E-5-400001		11.08	PR: 1KW						
3.0 TDI quattro	150	8E-5-400001		11.08	PR: 1KW						
3.0 TDI quattro	171		01.06	11.08	PR: 1KW						
3.2 FSI	188	8E-5-400001		11.08	PR: 1KW						
3.2 FSI quattro	188	8E-5-400001		11.08	PR: 1KW						
S4 4.2	253		03.03	11.08		13.0460-2888.2	602888		23326 17,4 /WE/S	LUC	
						13.0470-2888.2	LD2888		23326 17,4 /WE/S	LUC	
S4 4.2	253		01.05	11.08		13.0460-2889.2	602889		23326 17,4 /WE/S	LUC	
						13.0460-0023.2	610023		Einbausatz	LUC	
RS4 4.2	309		11.05	11.08		13.0460-0023.2	610023		Einbausatz	LUC	
	1.6	75		12.00	11.08	PR: 1KD	24.0110-0261.1	410261	245 10,0 8,0 +B		
	1.8 T	110		12.00	11.08	PR: 1KD	24.0310-0261.1	510261	245 10,0 8,0 +B PD		
	1.8 T	120		07.02	11.08	PR: 1KD					
	1.8 T	125		07.01	11.08	PR: 1KD					
	1.8 T	140		11.02	11.08	PR: 1KD					
	1.8 T quattro	110		12.00	11.08	PR: 1KD					
	1.8 T quattro	120		07.02	11.08	PR: 1KD					
	1.8 T quattro	125		07.01	11.08	PR: 1KD					
1.8 T quattro	140		11.02	11.08	PR: 1KD						

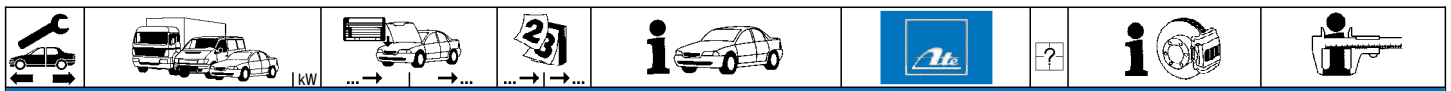




AUDI A4 (B6/B7) (01-08)

	1.9 TDI	74		04.01	11.08	PR: 1KD	24.0110-0261.1	410261		245 10,0 8,0 +B
	1.9 TDI	85		06.04	11.08	PR: 1KD	24.0310-0261.1	510261		245 10,0 8,0 +B PD
	1.9 TDI	96		12.00	11.08	PR: 1KD				
	1.9 TDI quattro			12.00	11.08	PR: 1KD				
	2.0	96		12.00	11.08	PR: 1KD				
	2.0 FSI	110		07.02	11.08	PR: 1KD				
	2.0 TDI	100		11.04	11.08	PR: 1KD				
	2.0 TDI	103		11.04	11.08	PR: 1KD				
	2.0 TDI	125		06.06	11.08	PR: 1KD				
	2.0 TDI quattro	103		01.06	11.08	PR: 1KD				
	2.0 TDI quattro	125		06.06	11.08	PR: 1KD				
	2.0 TFSI	147		11.04	11.08	PR: 1KD				
	2.0 TFSI	162		06.05	11.08	PR: 1KD				
	2.0 TFSI quattro	147		11.04	11.08	PR: 1KD				
	2.0 TFSI quattro	162		06.05	11.08	PR: 1KD				
	2.4			09.01	11.08	PR: 1KD				
	2.5 TDI			12.00	11.08	PR: 1KD				
	2.5 TDI quattro			12.00	11.08	PR: 1KD				
	3.0 TDI quattro	150		11.04	11.08	PR: 1KD				
	3.2 FSI	188		01.05	11.08	PR: 1KD				
	3.2 FSI quattro	188		01.05	11.08	PR: 1KD				
	1.6	75		12.00	11.08	PR: 1KP	24.0112-0148.1	412148		255 12,0 10,0 +B
	1.8 T	110		12.00	11.08	PR: 1KP	24.0312-0148.1	512148		255 12,0 10,0 +B PD
	1.8 T	120		07.02	11.08	PR: 1KP				
	1.8 T	125		07.01	11.08	PR: 1KP				
	1.8 T	140		11.02	11.08	PR: 1KP				
	1.8 T quattro	110		12.00	11.08	PR: 1KP				
	1.8 T quattro	120		07.02	11.08	PR: 1KP				
	1.8 T quattro	125		07.01	11.08	PR: 1KP				
	1.8 T quattro	140		11.02	11.08	PR: 1KP				
	1.9 TDI	74		04.01	11.08	PR: 1KP				
	1.9 TDI	85		06.04	11.08	PR: 1KP				
	1.9 TDI	96		12.00	11.08	PR: 1KP				
	1.9 TDI quattro			12.00	11.08	PR: 1KP				
	2.0	96		12.00	11.08	PR: 1KP				
	2.0 FSI	110		07.02	11.08	PR: 1KP				
	2.0 TDI	100		11.04	11.08	PR: 1KP				
	2.0 TDI	103		11.04	11.08	PR: 1KP				
	2.0 TDI	125		06.06	11.08	PR: 1KP				
	2.0 TDI quattro	103		01.06	11.08	PR: 1KP				
	2.0 TDI quattro	125		06.06	11.08	PR: 1KP				
	2.0 TFSI	147		11.04	11.08	PR: 1KP				
	2.0 TFSI	162		06.05	11.08	PR: 1KP				
	2.0 TFSI quattro	147		11.04	11.08	PR: 1KP				
	2.0 TFSI quattro	162		06.05	11.08	PR: 1KP				
	2.4			09.01	11.08	PR: 1KP				
	2.5 TDI			12.00	11.08	PR: 1KP				
	2.5 TDI quattro			12.00	11.08	PR: 1KP				
	3.0			12.00	11.08	PR: 1KD,1KP				
	3.0 quattro			12.00	11.08	PR: 1KD,1KP				
	3.0 TDI quattro	150		11.04	11.08	PR: 1KP				
	3.2 FSI	188		01.05	11.08	PR: 1KP				
	3.2 FSI quattro	188		01.05	11.08	PR: 1KP				
	1.6	75	8E-5-400001		11.08	PR: 1KW	24.0112-0166.1	412166		288 12,0 10,0 +B
	1.8 T	110	8E-5-400001		11.08	PR: 1KW				
	1.8 T	120	8E-5-400001		11.08	PR: 1KW				
	1.8 T	125	8E-5-400001		11.08	PR: 1KW				
	1.8 T	140	8E-5-400001		11.08	PR: 1KW				
	1.8 T quattro	110	8E-5-400001		11.08	PR: 1KW				
	1.8 T quattro	120	8E-5-400001		11.08	PR: 1KW				
	1.8 T quattro	125	8E-5-400001		11.08	PR: 1KW				
	1.8 T quattro	140	8E-5-400001		11.08	PR: 1KW				
	1.9 TDI	74	8E-5-400001		11.08	PR: 1KW				
	1.9 TDI	85	8E-5-400001		11.08	PR: 1KW				
	1.9 TDI	96	8E-5-400001		11.08	PR: 1KW				
	1.9 TDI quattro		8E-5-400001		11.08	PR: 1KW				
	2.0	96	8E-5-400001		11.08	PR: 1KW				
	2.0 FSI	110	8E-5-400001		11.08	PR: 1KW				
	2.0 TDI	100	8E-5-400001		11.08	PR: 1KW				
	2.0 TDI	103	8E-5-400001		11.08	PR: 1KW				
	2.0 TDI	125		06.06	11.08	PR: 1KW				
	2.0 TDI quattro	103		01.06	11.08	PR: 1KW				
	2.0 TDI quattro	125		06.06	11.08	PR: 1KW				
	2.0 TFSI	147	8E-5-400001		11.08	PR: 1KW				
	2.0 TFSI	162	8E-5-400001		11.08	PR: 1KW				
	2.0 TFSI quattro	147	8E-5-400001		11.08	PR: 1KW				
	2.0 TFSI quattro	162	8E-5-400001		11.08	PR: 1KW				
	2.4		8E-5-400001		11.08	PR: 1KW				
	2.5 TDI		8E-5-400001		11.08	PR: 1KW				
	2.5 TDI quattro		8E-5-400001		11.08	PR: 1KW				
	2.7 TDI	120		11.05	11.08	PR: 1KW				
	2.7 TDI	132		01.06	11.08	PR: 1KW				
	3.0		8E-5-400001		11.08	PR: 1KW				
	3.0 quattro		8E-5-400001		11.08	PR: 1KW				
	3.0 TDI quattro	150	8E-5-400001		11.08	PR: 1KW				
	3.0 TDI quattro	171		01.06	11.08	PR: 1KW				
	3.2 FSI	188	8E-5-400001		11.08	PR: 1KW				





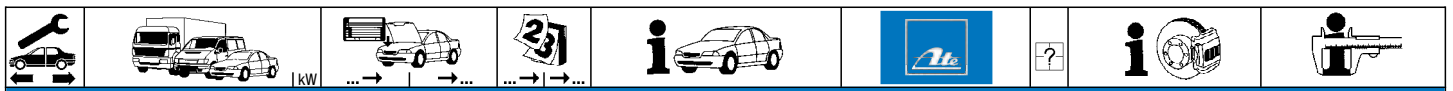
AUDI A4 (B6/B7) (01-08)

	3.2 FSI quattro	188	8E-5-400001		11.08	PR: 1KW	24.0112-0166.1	412166		288 12,0 10,0 +B
	S4 4.2	253		03.03	11.08		24.0122-0220.1	422220		300 22,0 20,0 V L +B

AUDI A4 (B8) Limousine (07-)

	1.8 TFSI	88		01.08	PR: 1LT,1LY		13.0460-7256.2	607256		24705 19,8 +/WK	ATE
	1.8 TFSI	118		11.07	PR: 1LT,1LY		13.0470-7256.2	LD7256		24705 19,8 +/WK	ATE
	1.8 TFSI	125		01.12	PR: 1LT,1LY						
	1.8 TFSI quattro	118		09.08	PR: 1LT,1LY						
	1.8 TFSI quattro	125		01.12	PR: 1LT,1LY						
	2.0 TDI	88		06.08	PR: 1LT,1LY						
	2.0 TDI	100		11.07	PR: 1LT,1LY						
	2.0 TDI	105		11.07	PR: 1LT,1LY						
	2.0 TDI	110		05.13	PR: 1LT,1LY						
	2.0 TDI	120		08.08	PR: 1LT,1LY						
	2.0 TDI	125		01.08	PR: 1LT,1LY						
	2.0 TDI	130		11.11	PR: 1LT,1LY						
	2.0 TDI	140		09.13	PR: 1LT,1LY						
	2.0 TDI quattro	110		05.13	PR: 1LT,1LY						
	2.0 TDI quattro	125		01.08	PR: 1LT,1LY						
	2.0 TDI quattro	130		11.11	PR: 1LT,1LY						
	2.0 TDI quattro	140		09.13	PR: 1LT,1LY						
	2.0 TFSI	132		06.08	PR: 1LT,1LY						
	2.0 TFSI	155		06.08	PR: 1LT,1LY						
	2.0 TFSI	162		05.13	PR: 1LT,1LY						
	2.0 TFSI	165		05.13	PR: 1LT,1LY						
	2.0 TFSI quattro	132		11.09	PR: 1LT,1LY						
	2.0 TFSI quattro	155		06.08	PR: 1LT,1LY						
	2.0 TFSI quattro	162		05.13	PR: 1LT,1LY						
	2.0 TFSI quattro	165		05.13	PR: 1LT,1LY						
	2.7 TDI	120		11.07	PR: 1LT,1LY						
	2.7 TDI	140		11.07	PR: 1LT,1LY						
	3.0 TDI	150		11.11	PR: 1LT,1LY						
	3.0 TDI quattro	155		06.08	PR: 1LT,1LY						
	3.0 TDI quattro	176		11.07	PR: 1LT,1LY						
	3.0 TDI quattro	180		11.11	PR: 1LT,1LY						
	3.0 TFSI quattro	200		02.12	PR: 1LT,1LY						
	3.2 FSI	195		09.08	PR: 1LT,1LY						
	3.2 FSI quattro	195		11.07	PR: 1LT,1LY						
	1.8 TFSI	88		01.08	PR: 1LA,1LB,1LD		13.0460-2746.2	602746		24743 19,2 +/WK/S	LUC
	1.8 TFSI	118		11.07	PR: 1LA,1LB,1LD		13.0470-2746.2	LD2746		24743 19,2 +/WK/S	LUC
	1.8 TFSI	125		01.12	PR: 1LA,1LB,1LD						
	1.8 TFSI quattro	118		09.08	PR: 1LA,1LB,1LD						
	1.8 TFSI quattro	125		01.12	PR: 1LA,1LB,1LD						
	2.0 TDI	88		06.08	PR: 1LA,1LB,1LD						
	2.0 TDI	100		11.07	PR: 1LA,1LB,1LD						
	2.0 TDI	105		11.07	PR: 1LA,1LB,1LD						
	2.0 TDI	110		05.13	PR: 1LA,1LB,1LD						
	2.0 TDI	120		08.08	PR: 1LA,1LB,1LD						
	2.0 TDI	125		01.08	PR: 1LA,1LB,1LD						
	2.0 TDI	130		11.11	PR: 1LA,1LB,1LD						
	2.0 TDI	140		09.13	PR: 1LA,1LB,1LD						
	2.0 TDI quattro	110		05.13	PR: 1LA,1LB,1LD						
	2.0 TDI quattro	125		01.08	PR: 1LA,1LB,1LD						
	2.0 TDI quattro	130		11.11	PR: 1LA,1LB,1LD						
	2.0 TDI quattro	140		09.13	PR: 1LA,1LB,1LD						
	2.0 TFSI	132		06.08	PR: 1LA,1LB,1LD						
	2.0 TFSI	155		06.08	PR: 1LA,1LB,1LD						
	2.0 TFSI	162		05.13	PR: 1LA,1LB,1LD						
	2.0 TFSI	165		05.13	PR: 1LA,1LB,1LD						
	2.0 TFSI quattro	132		11.09	PR: 1LA,1LB,1LD						
	2.0 TFSI quattro	155		06.08	PR: 1LA,1LB,1LD						
	2.0 TFSI quattro	162		05.13	PR: 1LA,1LB,1LD						
	2.0 TFSI quattro	165		05.13	PR: 1LA,1LB,1LD						
	2.7 TDI	120		11.07	PR: 1LA,1LB,1LD						
	2.7 TDI	140		11.07	PR: 1LA,1LB,1LD						
	3.0 TDI	150		11.11	PR: 1LA,1LB,1LD						
	3.0 TDI quattro	155		06.08	PR: 1LA,1LB,1LD						
	3.0 TDI quattro	176		11.07	PR: 1LA,1LB,1LD						
	3.0 TDI quattro	180		11.11	PR: 1LA,1LB,1LD						
	3.0 TFSI quattro	200		02.12	PR: 1LA,1LB,1LD						
	3.2 FSI	195		09.08	PR: 1LA,1LB,1LD						
	3.2 FSI quattro	195		11.07	PR: 1LA,1LB,1LD						
	S4	245		07.11	PR: 1LJ,1ZT		13.0460-2746.2	602746		24743 19,2 +/WK/S	LUC
	1.8 TFSI	88		01.08	PR: 1LT,1LY		24.0125-0184.1	425184		314 25,0 23,0 V L +S +B	
	1.8 TFSI	118		11.07	PR: 1LT,1LY						
	1.8 TFSI	125		01.12	PR: 1LT,1LY						
	1.8 TFSI quattro	118		09.08	PR: 1LT,1LY						
	1.8 TFSI quattro	125		01.12	PR: 1LT,1LY						
	2.0 TDI	88		06.08	PR: 1LT,1LY						
	2.0 TDI	100		11.07	PR: 1LT,1LY						
	2.0 TDI	105		11.07	PR: 1LT,1LY						
	2.0 TDI	110		05.13	PR: 1LT,1LY						
	2.0 TDI	120		08.08	PR: 1LT,1LY						
	2.0 TDI	125		01.08	PR: 1LT,1LY						
	2.0 TDI	130		11.11	PR: 1LT,1LY						
	2.0 TDI	140		09.13	PR: 1LT,1LY						








AUDI A4 (B8) Limousine (07-)

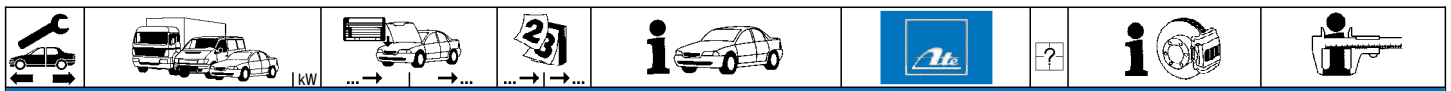
	2.0 TDI 125		01.08	PR: 1LD	24.0130-0222.1	430222		345 30,0 28,0 VL +S +B
	2.0 TDI 130		11.11	PR: 1LD				
	2.0 TDI 140		09.13	PR: 1LD				
	2.0 TDI quattro 110		05.13	PR: 1LD				
	2.0 TDI quattro 125		01.08	PR: 1LD				
	2.0 TDI quattro 130		11.11	PR: 1LD				
	2.0 TDI quattro 140		09.13	PR: 1LD				
	2.0 TFSI 132		06.08	PR: 1LD				
	2.0 TFSI 155		06.08	PR: 1LD				
	2.0 TFSI 162		05.13	PR: 1LD				
	2.0 TFSI 165		05.13	PR: 1LD				
	2.0 TFSI quattro 132		11.09	PR: 1LD				
	2.0 TFSI quattro 155		06.08	PR: 1LD				
	2.0 TFSI quattro 162		05.13	PR: 1LD				
	2.0 TFSI quattro 165		05.13	PR: 1LD				
	2.7 TDI 120		11.07	PR: 1LD				
	2.7 TDI 140		11.07	PR: 1LD				
	3.0 TDI 150		11.11	PR: 1LD				
	3.0 TDI quattro 155		06.08	PR: 1LD				
	3.0 TDI quattro 176		11.07	PR: 1LD				
	3.0 TDI quattro 180		11.11	PR: 1LD				
	3.0 TFSI quattro 200		02.12	PR: 1LD				
	3.2 FSI 195		09.08	PR: 1LD				
	3.2 FSI quattro 195		11.07	PR: 1LD				
	1.8 TFSI 88		01.08	PR: 1KW,2EH	13.0460-2747.2	602747	elektrische Feststellbremse ¹⁾	24606 17,4 +/Zub/S LUC
	1.8 TFSI 118		11.07	PR: 1KW,2EH	13.0470-2747.2	LD2747	elektrische Feststellbremse ¹⁾	24606 17,4 +/Zub/S LUC
	1.8 TFSI 125		01.12	PR: 1KW,2EH				
	1.8 TFSI quattro 118		09.08	PR: 1KW,2EH				
	1.8 TFSI quattro 125		01.12	PR: 1KW,2EH				
	2.0 TDI 88		06.08	PR: 1KW,2EH				
	2.0 TDI 100		11.07	PR: 1KW,2EH				
	2.0 TDI 105		11.07	PR: 1KW,2EH				
	2.0 TDI 110		05.13	PR: 1KW,2EH				
	2.0 TDI 120		08.08	PR: 1KW,2EH				
	2.0 TDI 125		01.08	PR: 1KW,2EH				
	2.0 TDI 130		11.11	PR: 1KW,2EH				
	2.0 TDI 140		09.13	PR: 1KW,2EH				
	2.0 TDI quattro 110		05.13	PR: 1KW,2EH				
	2.0 TDI quattro 125		01.08	PR: 1KW,2EH				
	2.0 TDI quattro 130		11.11	PR: 1KW,2EH				
	2.0 TDI quattro 140		09.13	PR: 1KW,2EH				
	2.0 TFSI 132		06.08	PR: 1KW,2EH				
	2.0 TFSI 155		06.08	PR: 1KW,2EH				
	2.0 TFSI 162		05.13	PR: 1KW,2EH				
	2.0 TFSI 165		05.13	PR: 1KW,2EH				
	2.0 TFSI quattro 132		11.09	PR: 1KW,2EH				
	2.0 TFSI quattro 155		06.08	PR: 1KW,2EH				
	2.0 TFSI quattro 162		05.13	PR: 1KW,2EH				
	2.0 TFSI quattro 165		05.13	PR: 1KW,2EH				
	2.7 TDI 120		11.07	PR: 1KW,2EH				
	2.7 TDI 140		11.07	PR: 1KW,2EH				
	3.0 TDI 150		11.11	PR: 1KW,2EH				
	3.0 TDI quattro 155		06.08	PR: 1KW,2EH				
	3.0 TDI quattro 176		11.07	PR: 1KW,2EH				
	3.0 TDI quattro 180		11.11	PR: 1KW,2EH				
	3.0 TFSI quattro 200		02.12	PR: 1KW,2EH				
	3.2 FSI 195		09.08	PR: 1KW,2EH				
	3.2 FSI quattro 195		11.07	PR: 1KW,2EH				
	S4 245		01.08	PR: 1KE	13.0460-2748.2	602748	elektrische Feststellbremse ¹⁾	24606 17,4 +/Zub/S LUC
					13.0470-2748.2	LD2748	elektrische Feststellbremse ¹⁾	24606 17,4 +/Zub/S LUC
	1.8 TFSI 88		01.08	PR: 1KP	13.0460-2748.2	602748	elektrische Feststellbremse ¹⁾	24606 17,4 +/Zub/S LUC
	1.8 TFSI 118		11.07	PR: 1KP	13.0470-2748.2	LD2748	elektrische Feststellbremse ¹⁾	24606 17,4 +/Zub/S LUC
	1.8 TFSI 125		01.12	PR: 1KP				
	1.8 TFSI quattro 118		09.08	PR: 1KP				
	1.8 TFSI quattro 125		01.12	PR: 1KP				
	2.0 TDI 88		06.08	PR: 1KP				
	2.0 TDI 100		11.07	PR: 1KP				
	2.0 TDI 105		11.07	PR: 1KP				
	2.0 TDI 110		05.13	PR: 1KP				
	2.0 TDI 120		08.08	PR: 1KP				
	2.0 TDI 125		01.08	PR: 1KP				
	2.0 TDI 130		11.11	PR: 1KP				
	2.0 TDI 140		09.13	PR: 1KP				
	2.0 TDI quattro 110		05.13	PR: 1KP				
	2.0 TDI quattro 125		01.08	PR: 1KP				
	2.0 TDI quattro 130		11.11	PR: 1KP				
	2.0 TDI quattro 140		09.13	PR: 1KP				
	2.0 TFSI 132		06.08	PR: 1KP				
	2.0 TFSI 155		06.08	PR: 1KP				
	2.0 TFSI 162		05.13	PR: 1KP				
	2.0 TFSI 165		05.13	PR: 1KP				
	2.0 TFSI quattro 132		11.09	PR: 1KP				
	2.0 TFSI quattro 155		06.08	PR: 1KP				
	2.0 TFSI quattro 162		05.13	PR: 1KP				
	2.0 TFSI quattro 165		05.13	PR: 1KP				
	2.7 TDI 120		11.07	PR: 1KP				
	2.7 TDI 140		11.07	PR: 1KP				

¹⁾ electric parking brake / fr.di stazionamento elettrico / frein à main électrique / freno de mano eléctrico



AUDI A4 (B8) Limousine (07-)																																																																																																																																																																																																																																																																																																																												
	<table border="1"> <tr> <td>3.0 TDI</td> <td>150</td> <td>11.11</td> <td>PR: 1KP</td> <td>13.0460-2748.2</td> <td>602748</td> <td>elektrische Feststellbremse ¹⁾</td> <td>24606 17,4 +/Zub/S</td> <td>LUC</td> </tr> <tr> <td>3.0 TDI quattro</td> <td>155</td> <td>06.08</td> <td>PR: 1KP</td> <td>13.0470-2748.2</td> <td>LD2748</td> <td>elektrische Feststellbremse ¹⁾</td> <td>24606 17,4 +/Zub/S</td> <td>LUC</td> </tr> <tr> <td>3.0 TDI quattro</td> <td>176</td> <td>11.07</td> <td>PR: 1KP</td> <td></td> <td></td> <td></td> <td></td> <td></td> </tr> <tr> <td>3.0 TDI quattro</td> <td>180</td> <td>11.11</td> <td>PR: 1KP</td> <td></td> <td></td> <td></td> <td></td> <td></td> </tr> <tr> <td>3.0 TFSI quattro</td> <td>200</td> <td>02.12</td> <td>PR: 1KP</td> <td></td> <td></td> <td></td> <td></td> <td></td> </tr> <tr> <td>3.2 FSI</td> <td>195</td> <td>09.08</td> <td>PR: 1KP</td> <td></td> <td></td> <td></td> <td></td> <td></td> </tr> <tr> <td>3.2 FSI quattro</td> <td>195</td> <td>11.07</td> <td>PR: 1KP</td> <td></td> <td></td> <td></td> <td></td> <td></td> </tr> </table>	3.0 TDI	150	11.11	PR: 1KP	13.0460-2748.2	602748	elektrische Feststellbremse ¹⁾	24606 17,4 +/Zub/S	LUC	3.0 TDI quattro	155	06.08	PR: 1KP	13.0470-2748.2	LD2748	elektrische Feststellbremse ¹⁾	24606 17,4 +/Zub/S	LUC	3.0 TDI quattro	176	11.07	PR: 1KP						3.0 TDI quattro	180	11.11	PR: 1KP						3.0 TFSI quattro	200	02.12	PR: 1KP						3.2 FSI	195	09.08	PR: 1KP						3.2 FSI quattro	195	11.07	PR: 1KP																																																																																																																																																																																																																																																																	
3.0 TDI	150	11.11	PR: 1KP	13.0460-2748.2	602748	elektrische Feststellbremse ¹⁾	24606 17,4 +/Zub/S	LUC																																																																																																																																																																																																																																																																																																																				
3.0 TDI quattro	155	06.08	PR: 1KP	13.0470-2748.2	LD2748	elektrische Feststellbremse ¹⁾	24606 17,4 +/Zub/S	LUC																																																																																																																																																																																																																																																																																																																				
3.0 TDI quattro	176	11.07	PR: 1KP																																																																																																																																																																																																																																																																																																																									
3.0 TDI quattro	180	11.11	PR: 1KP																																																																																																																																																																																																																																																																																																																									
3.0 TFSI quattro	200	02.12	PR: 1KP																																																																																																																																																																																																																																																																																																																									
3.2 FSI	195	09.08	PR: 1KP																																																																																																																																																																																																																																																																																																																									
3.2 FSI quattro	195	11.07	PR: 1KP																																																																																																																																																																																																																																																																																																																									
	<table border="1"> <tr> <td>1.8 TFSI</td> <td>88</td> <td>01.08</td> <td>PR: 1KW,2EH</td> <td>24.0112-0178.1</td> <td>412178</td> <td>elektrische Feststellbremse ¹⁾</td> <td>300 12,0 10,0 +S +B</td> <td></td> </tr> <tr> <td>1.8 TFSI</td> <td>118</td> <td>11.07</td> <td>PR: 1KW,2EH</td> <td></td> <td></td> <td></td> <td></td> <td></td> </tr> <tr> <td>1.8 TFSI</td> <td>125</td> <td>01.12</td> <td>PR: 1KW,2EH</td> <td></td> <td></td> <td></td> <td></td> <td></td> </tr> <tr> <td>1.8 TFSI quattro</td> <td>118</td> <td>09.08</td> <td>PR: 1KW,2EH</td> <td></td> <td></td> <td></td> <td></td> <td></td> </tr> <tr> <td>1.8 TFSI quattro</td> <td>125</td> <td>01.12</td> <td>PR: 1KW,2EH</td> <td></td> <td></td> <td></td> <td></td> <td></td> </tr> <tr> <td>2.0 TDI</td> <td>88</td> <td>06.08</td> <td>PR: 1KW,2EH</td> <td></td> <td></td> <td></td> <td></td> <td></td> </tr> <tr> <td>2.0 TDI</td> <td>100</td> <td>11.07</td> <td>PR: 1KW,2EH</td> <td></td> <td></td> <td></td> <td></td> <td></td> </tr> <tr> <td>2.0 TDI</td> <td>105</td> <td>11.07</td> <td>PR: 1KW,2EH</td> <td></td> <td></td> <td></td> <td></td> <td></td> </tr> <tr> <td>2.0 TDI</td> <td>110</td> <td>05.13</td> <td>PR: 1KW,2EH</td> <td></td> <td></td> <td></td> <td></td> <td></td> </tr> <tr> <td>2.0 TDI</td> <td>120</td> <td>08.08</td> <td>PR: 1KW,2EH</td> <td></td> <td></td> <td></td> <td></td> <td></td> </tr> <tr> <td>2.0 TDI</td> <td>125</td> <td>01.08</td> <td>PR: 1KW,2EH</td> <td></td> <td></td> <td></td> <td></td> <td></td> </tr> <tr> <td>2.0 TDI</td> <td>130</td> <td>11.11</td> <td>PR: 1KW,2EH</td> <td></td> <td></td> <td></td> <td></td> <td></td> </tr> <tr> <td>2.0 TDI</td> <td>140</td> <td>09.13</td> <td>PR: 1KW,2EH</td> <td></td> <td></td> <td></td> <td></td> <td></td> </tr> <tr> <td>2.0 TDI quattro</td> <td>110</td> <td>05.13</td> <td>PR: 1KW,2EH</td> <td></td> <td></td> <td></td> <td></td> <td></td> </tr> <tr> <td>2.0 TDI quattro</td> <td>125</td> <td>01.08</td> <td>PR: 1KW,2EH</td> <td></td> <td></td> <td></td> <td></td> <td></td> </tr> <tr> <td>2.0 TDI quattro</td> <td>130</td> <td>11.11</td> <td>PR: 1KW,2EH</td> <td></td> <td></td> <td></td> <td></td> <td></td> </tr> <tr> <td>2.0 TDI quattro</td> <td>140</td> <td>09.13</td> <td>PR: 1KW,2EH</td> <td></td> <td></td> <td></td> <td></td> <td></td> </tr> <tr> <td>2.0 TFSI</td> <td>132</td> <td>06.08</td> <td>PR: 1KW,2EH</td> <td></td> <td></td> <td></td> <td></td> <td></td> </tr> <tr> <td>2.0 TFSI</td> <td>155</td> <td>06.08</td> <td>PR: 1KW,2EH</td> <td></td> <td></td> <td></td> <td></td> <td></td> </tr> <tr> <td>2.0 TFSI</td> <td>162</td> <td>05.13</td> <td>PR: 1KW,2EH</td> <td></td> <td></td> <td></td> <td></td> <td></td> </tr> <tr> <td>2.0 TFSI</td> <td>165</td> <td>05.13</td> <td>PR: 1KW,2EH</td> <td></td> <td></td> <td></td> <td></td> <td></td> </tr> <tr> <td>2.0 TFSI quattro</td> <td>132</td> <td>11.09</td> <td>PR: 1KW,2EH</td> <td></td> <td></td> <td></td> <td></td> <td></td> </tr> <tr> <td>2.0 TFSI quattro</td> <td>155</td> <td>06.08</td> <td>PR: 1KW,2EH</td> <td></td> <td></td> <td></td> <td></td> <td></td> </tr> <tr> <td>2.0 TFSI quattro</td> <td>162</td> <td>05.13</td> <td>PR: 1KW,2EH</td> <td></td> <td></td> <td></td> <td></td> <td></td> </tr> <tr> <td>2.0 TFSI quattro</td> <td>165</td> <td>05.13</td> <td>PR: 1KW,2EH</td> <td></td> <td></td> <td></td> <td></td> <td></td> </tr> <tr> <td>2.7 TDI</td> <td>120</td> <td>11.07</td> <td>PR: 1KW,2EH</td> <td></td> <td></td> <td></td> <td></td> <td></td> </tr> <tr> <td>2.7 TDI</td> <td>140</td> <td>11.07</td> <td>PR: 1KW,2EH</td> <td></td> <td></td> <td></td> <td></td> <td></td> </tr> <tr> <td>3.0 TDI</td> <td>150</td> <td>11.11</td> <td>PR: 1KW,2EH</td> <td></td> <td></td> <td></td> <td></td> <td></td> </tr> <tr> <td>3.0 TDI quattro</td> <td>155</td> <td>06.08</td> <td>PR: 1KW,2EH</td> <td></td> <td></td> <td></td> <td></td> <td></td> </tr> <tr> <td>3.0 TDI quattro</td> <td>176</td> <td>11.07</td> <td>PR: 1KW,2EH</td> <td></td> <td></td> <td></td> <td></td> <td></td> </tr> <tr> <td>3.0 TDI quattro</td> <td>180</td> <td>11.11</td> <td>PR: 1KW,2EH</td> <td></td> <td></td> <td></td> <td></td> <td></td> </tr> <tr> <td>3.0 TFSI quattro</td> <td>200</td> <td>02.12</td> <td>PR: 1KW,2EH</td> <td></td> <td></td> <td></td> <td></td> <td></td> </tr> <tr> <td>3.2 FSI</td> <td>195</td> <td>09.08</td> <td>PR: 1KW,2EH</td> <td></td> <td></td> <td></td> <td></td> <td></td> </tr> <tr> <td>3.2 FSI quattro</td> <td>195</td> <td>11.07</td> <td>PR: 1KW,2EH</td> <td></td> <td></td> <td></td> <td></td> <td></td> </tr> </table>	1.8 TFSI	88	01.08	PR: 1KW,2EH	24.0112-0178.1	412178	elektrische Feststellbremse ¹⁾	300 12,0 10,0 +S +B		1.8 TFSI	118	11.07	PR: 1KW,2EH						1.8 TFSI	125	01.12	PR: 1KW,2EH						1.8 TFSI quattro	118	09.08	PR: 1KW,2EH						1.8 TFSI quattro	125	01.12	PR: 1KW,2EH						2.0 TDI	88	06.08	PR: 1KW,2EH						2.0 TDI	100	11.07	PR: 1KW,2EH						2.0 TDI	105	11.07	PR: 1KW,2EH						2.0 TDI	110	05.13	PR: 1KW,2EH						2.0 TDI	120	08.08	PR: 1KW,2EH						2.0 TDI	125	01.08	PR: 1KW,2EH						2.0 TDI	130	11.11	PR: 1KW,2EH						2.0 TDI	140	09.13	PR: 1KW,2EH						2.0 TDI quattro	110	05.13	PR: 1KW,2EH						2.0 TDI quattro	125	01.08	PR: 1KW,2EH						2.0 TDI quattro	130	11.11	PR: 1KW,2EH						2.0 TDI quattro	140	09.13	PR: 1KW,2EH						2.0 TFSI	132	06.08	PR: 1KW,2EH						2.0 TFSI	155	06.08	PR: 1KW,2EH						2.0 TFSI	162	05.13	PR: 1KW,2EH						2.0 TFSI	165	05.13	PR: 1KW,2EH						2.0 TFSI quattro	132	11.09	PR: 1KW,2EH						2.0 TFSI quattro	155	06.08	PR: 1KW,2EH						2.0 TFSI quattro	162	05.13	PR: 1KW,2EH						2.0 TFSI quattro	165	05.13	PR: 1KW,2EH						2.7 TDI	120	11.07	PR: 1KW,2EH						2.7 TDI	140	11.07	PR: 1KW,2EH						3.0 TDI	150	11.11	PR: 1KW,2EH						3.0 TDI quattro	155	06.08	PR: 1KW,2EH						3.0 TDI quattro	176	11.07	PR: 1KW,2EH						3.0 TDI quattro	180	11.11	PR: 1KW,2EH						3.0 TFSI quattro	200	02.12	PR: 1KW,2EH						3.2 FSI	195	09.08	PR: 1KW,2EH						3.2 FSI quattro	195	11.07	PR: 1KW,2EH														
1.8 TFSI	88	01.08	PR: 1KW,2EH	24.0112-0178.1	412178	elektrische Feststellbremse ¹⁾	300 12,0 10,0 +S +B																																																																																																																																																																																																																																																																																																																					
1.8 TFSI	118	11.07	PR: 1KW,2EH																																																																																																																																																																																																																																																																																																																									
1.8 TFSI	125	01.12	PR: 1KW,2EH																																																																																																																																																																																																																																																																																																																									
1.8 TFSI quattro	118	09.08	PR: 1KW,2EH																																																																																																																																																																																																																																																																																																																									
1.8 TFSI quattro	125	01.12	PR: 1KW,2EH																																																																																																																																																																																																																																																																																																																									
2.0 TDI	88	06.08	PR: 1KW,2EH																																																																																																																																																																																																																																																																																																																									
2.0 TDI	100	11.07	PR: 1KW,2EH																																																																																																																																																																																																																																																																																																																									
2.0 TDI	105	11.07	PR: 1KW,2EH																																																																																																																																																																																																																																																																																																																									
2.0 TDI	110	05.13	PR: 1KW,2EH																																																																																																																																																																																																																																																																																																																									
2.0 TDI	120	08.08	PR: 1KW,2EH																																																																																																																																																																																																																																																																																																																									
2.0 TDI	125	01.08	PR: 1KW,2EH																																																																																																																																																																																																																																																																																																																									
2.0 TDI	130	11.11	PR: 1KW,2EH																																																																																																																																																																																																																																																																																																																									
2.0 TDI	140	09.13	PR: 1KW,2EH																																																																																																																																																																																																																																																																																																																									
2.0 TDI quattro	110	05.13	PR: 1KW,2EH																																																																																																																																																																																																																																																																																																																									
2.0 TDI quattro	125	01.08	PR: 1KW,2EH																																																																																																																																																																																																																																																																																																																									
2.0 TDI quattro	130	11.11	PR: 1KW,2EH																																																																																																																																																																																																																																																																																																																									
2.0 TDI quattro	140	09.13	PR: 1KW,2EH																																																																																																																																																																																																																																																																																																																									
2.0 TFSI	132	06.08	PR: 1KW,2EH																																																																																																																																																																																																																																																																																																																									
2.0 TFSI	155	06.08	PR: 1KW,2EH																																																																																																																																																																																																																																																																																																																									
2.0 TFSI	162	05.13	PR: 1KW,2EH																																																																																																																																																																																																																																																																																																																									
2.0 TFSI	165	05.13	PR: 1KW,2EH																																																																																																																																																																																																																																																																																																																									
2.0 TFSI quattro	132	11.09	PR: 1KW,2EH																																																																																																																																																																																																																																																																																																																									
2.0 TFSI quattro	155	06.08	PR: 1KW,2EH																																																																																																																																																																																																																																																																																																																									
2.0 TFSI quattro	162	05.13	PR: 1KW,2EH																																																																																																																																																																																																																																																																																																																									
2.0 TFSI quattro	165	05.13	PR: 1KW,2EH																																																																																																																																																																																																																																																																																																																									
2.7 TDI	120	11.07	PR: 1KW,2EH																																																																																																																																																																																																																																																																																																																									
2.7 TDI	140	11.07	PR: 1KW,2EH																																																																																																																																																																																																																																																																																																																									
3.0 TDI	150	11.11	PR: 1KW,2EH																																																																																																																																																																																																																																																																																																																									
3.0 TDI quattro	155	06.08	PR: 1KW,2EH																																																																																																																																																																																																																																																																																																																									
3.0 TDI quattro	176	11.07	PR: 1KW,2EH																																																																																																																																																																																																																																																																																																																									
3.0 TDI quattro	180	11.11	PR: 1KW,2EH																																																																																																																																																																																																																																																																																																																									
3.0 TFSI quattro	200	02.12	PR: 1KW,2EH																																																																																																																																																																																																																																																																																																																									
3.2 FSI	195	09.08	PR: 1KW,2EH																																																																																																																																																																																																																																																																																																																									
3.2 FSI quattro	195	11.07	PR: 1KW,2EH																																																																																																																																																																																																																																																																																																																									
	<table border="1"> <tr> <td>S4</td> <td>245</td> <td>01.08</td> <td>10.10 PR: 1KE</td> <td>24.0122-0250.1</td> <td>422250</td> <td>elektrische Feststellbremse ¹⁾</td> <td>330 22,0 20,0 V L +S +B</td> <td></td> </tr> </table>	S4	245	01.08	10.10 PR: 1KE	24.0122-0250.1	422250	elektrische Feststellbremse ¹⁾	330 22,0 20,0 V L +S +B																																																																																																																																																																																																																																																																																																																			
S4	245	01.08	10.10 PR: 1KE	24.0122-0250.1	422250	elektrische Feststellbremse ¹⁾	330 22,0 20,0 V L +S +B																																																																																																																																																																																																																																																																																																																					
	<table border="1"> <tr> <td>1.8 TFSI</td> <td>88</td> <td>01.08</td> <td>PR: 1KP</td> <td>24.0122-0272.1</td> <td>422272</td> <td>elektrische Feststellbremse ¹⁾</td> <td>330 21,9 20,0 V L +S +B</td> <td></td> </tr> <tr> <td>1.8 TFSI</td> <td>118</td> <td>11.07</td> <td>PR: 1KP</td> <td></td> <td></td> <td></td> <td></td> <td></td> </tr> <tr> <td>1.8 TFSI</td> <td>125</td> <td>01.12</td> <td>PR: 1KP</td> <td></td> <td></td> <td></td> <td></td> <td></td> </tr> <tr> <td>1.8 TFSI quattro</td> <td>118</td> <td>09.08</td> <td>PR: 1KP</td> <td></td> <td></td> <td></td> <td></td> <td></td> </tr> <tr> <td>1.8 TFSI quattro</td> <td>125</td> <td>01.12</td> <td>PR: 1KP</td> <td></td> <td></td> <td></td> <td></td> <td></td> </tr> <tr> <td>2.0 TDI</td> <td>88</td> <td>06.08</td> <td>PR: 1KP</td> <td></td> <td></td> <td></td> <td></td> <td></td> </tr> <tr> <td>2.0 TDI</td> <td>100</td> <td>11.07</td> <td>PR: 1KP</td> <td></td> <td></td> <td></td> <td></td> <td></td> </tr> <tr> <td>2.0 TDI</td> <td>105</td> <td>11.07</td> <td>PR: 1KP</td> <td></td> <td></td> <td></td> <td></td> <td></td> </tr> <tr> <td>2.0 TDI</td> <td>110</td> <td>05.13</td> <td>PR: 1KP</td> <td></td> <td></td> <td></td> <td></td> <td></td> </tr> <tr> <td>2.0 TDI</td> <td>120</td> <td>08.08</td> <td>PR: 1KP</td> <td></td> <td></td> <td></td> <td></td> <td></td> </tr> <tr> <td>2.0 TDI</td> <td>125</td> <td>01.08</td> <td>PR: 1KP</td> <td></td> <td></td> <td></td> <td></td> <td></td> </tr> <tr> <td>2.0 TDI</td> <td>130</td> <td>11.11</td> <td>PR: 1KP</td> <td></td> <td></td> <td></td> <td></td> <td></td> </tr> <tr> <td>2.0 TDI</td> <td>140</td> <td>09.13</td> <td>PR: 1KP</td> <td></td> <td></td> <td></td> <td></td> <td></td> </tr> <tr> <td>2.0 TDI quattro</td> <td>110</td> <td>05.13</td> <td>PR: 1KP</td> <td></td> <td></td> <td></td> <td></td> <td></td> </tr> <tr> <td>2.0 TDI quattro</td> <td>125</td> <td>01.08</td> <td>PR: 1KP</td> <td></td> <td></td> <td></td> <td></td> <td></td> </tr> <tr> <td>2.0 TDI quattro</td> <td>130</td> <td>11.11</td> <td>PR: 1KP</td> <td></td> <td></td> <td></td> <td></td> <td></td> </tr> <tr> <td>2.0 TDI quattro</td> <td>140</td> <td>09.13</td> <td>PR: 1KP</td> <td></td> <td></td> <td></td> <td></td> <td></td> </tr> <tr> <td>2.0 TFSI</td> <td>132</td> <td>06.08</td> <td>PR: 1KP</td> <td></td> <td></td> <td></td> <td></td> <td></td> </tr> <tr> <td>2.0 TFSI</td> <td>155</td> <td>06.08</td> <td>PR: 1KP</td> <td></td> <td></td> <td></td> <td></td> <td></td> </tr> <tr> <td>2.0 TFSI</td> <td>162</td> <td>05.13</td> <td>PR: 1KP</td> <td></td> <td></td> <td></td> <td></td> <td></td> </tr> <tr> <td>2.0 TFSI</td> <td>165</td> <td>05.13</td> <td>PR: 1KP</td> <td></td> <td></td> <td></td> <td></td> <td></td> </tr> <tr> <td>2.0 TFSI quattro</td> <td>132</td> <td>11.09</td> <td>PR: 1KP</td> <td></td> <td></td> <td></td> <td></td> <td></td> </tr> <tr> <td>2.0 TFSI quattro</td> <td>155</td> <td>06.08</td> <td>PR: 1KP</td> <td></td> <td></td> <td></td> <td></td> <td></td> </tr> <tr> <td>2.0 TFSI quattro</td> <td>162</td> <td>05.13</td> <td>PR: 1KP</td> <td></td> <td></td> <td></td> <td></td> <td></td> </tr> <tr> <td>2.0 TFSI quattro</td> <td>165</td> <td>05.13</td> <td>PR: 1KP</td> <td></td> <td></td> <td></td> <td></td> <td></td> </tr> <tr> <td>2.7 TDI</td> <td>120</td> <td>11.07</td> <td>PR: 1KP</td> <td></td> <td></td> <td></td> <td></td> <td></td> </tr> <tr> <td>2.7 TDI</td> <td>140</td> <td>11.07</td> <td>PR: 1KP</td> <td></td> <td></td> <td></td> <td></td> <td></td> </tr> <tr> <td>3.0 TDI</td> <td>150</td> <td>11.11</td> <td>PR: 1KP</td> <td></td> <td></td> <td></td> <td></td> <td></td> </tr> <tr> <td>3.0 TDI quattro</td> <td>155</td> <td>06.08</td> <td>PR: 1KP</td> <td></td> <td></td> <td></td> <td></td> <td></td> </tr> <tr> <td>3.0 TDI quattro</td> <td>176</td> <td>11.07</td> <td>PR: 1KP</td> <td></td> <td></td> <td></td> <td></td> <td></td> </tr> <tr> <td>3.0 TDI quattro</td> <td>180</td> <td>11.11</td> <td>PR: 1KP</td> <td></td> <td></td> <td></td> <td></td> <td></td> </tr> <tr> <td>3.0 TFSI quattro</td> <td>200</td> <td>02.12</td> <td>PR: 1KP</td> <td></td> <td></td> <td></td> <td></td> <td></td> </tr> <tr> <td>3.2 FSI</td> <td>195</td> <td>09.08</td> <td>PR: 1KP</td> <td></td> <td></td> <td></td> <td></td> <td></td> </tr> <tr> <td>3.2 FSI quattro</td> <td>195</td> <td>11.07</td> <td>PR: 1KP</td> <td></td> <td></td> <td></td> <td></td> <td></td> </tr> <tr> <td>S4</td> <td>245</td> <td>11.10</td> <td>PR: 1KE</td> <td></td> <td></td> <td></td> <td></td> <td></td> </tr> </table>	1.8 TFSI	88	01.08	PR: 1KP	24.0122-0272.1	422272	elektrische Feststellbremse ¹⁾	330 21,9 20,0 V L +S +B		1.8 TFSI	118	11.07	PR: 1KP						1.8 TFSI	125	01.12	PR: 1KP						1.8 TFSI quattro	118	09.08	PR: 1KP						1.8 TFSI quattro	125	01.12	PR: 1KP						2.0 TDI	88	06.08	PR: 1KP						2.0 TDI	100	11.07	PR: 1KP						2.0 TDI	105	11.07	PR: 1KP						2.0 TDI	110	05.13	PR: 1KP						2.0 TDI	120	08.08	PR: 1KP						2.0 TDI	125	01.08	PR: 1KP						2.0 TDI	130	11.11	PR: 1KP						2.0 TDI	140	09.13	PR: 1KP						2.0 TDI quattro	110	05.13	PR: 1KP						2.0 TDI quattro	125	01.08	PR: 1KP						2.0 TDI quattro	130	11.11	PR: 1KP						2.0 TDI quattro	140	09.13	PR: 1KP						2.0 TFSI	132	06.08	PR: 1KP						2.0 TFSI	155	06.08	PR: 1KP						2.0 TFSI	162	05.13	PR: 1KP						2.0 TFSI	165	05.13	PR: 1KP						2.0 TFSI quattro	132	11.09	PR: 1KP						2.0 TFSI quattro	155	06.08	PR: 1KP						2.0 TFSI quattro	162	05.13	PR: 1KP						2.0 TFSI quattro	165	05.13	PR: 1KP						2.7 TDI	120	11.07	PR: 1KP						2.7 TDI	140	11.07	PR: 1KP						3.0 TDI	150	11.11	PR: 1KP						3.0 TDI quattro	155	06.08	PR: 1KP						3.0 TDI quattro	176	11.07	PR: 1KP						3.0 TDI quattro	180	11.11	PR: 1KP						3.0 TFSI quattro	200	02.12	PR: 1KP						3.2 FSI	195	09.08	PR: 1KP						3.2 FSI quattro	195	11.07	PR: 1KP						S4	245	11.10	PR: 1KE					
1.8 TFSI	88	01.08	PR: 1KP	24.0122-0272.1	422272	elektrische Feststellbremse ¹⁾	330 21,9 20,0 V L +S +B																																																																																																																																																																																																																																																																																																																					
1.8 TFSI	118	11.07	PR: 1KP																																																																																																																																																																																																																																																																																																																									
1.8 TFSI	125	01.12	PR: 1KP																																																																																																																																																																																																																																																																																																																									
1.8 TFSI quattro	118	09.08	PR: 1KP																																																																																																																																																																																																																																																																																																																									
1.8 TFSI quattro	125	01.12	PR: 1KP																																																																																																																																																																																																																																																																																																																									
2.0 TDI	88	06.08	PR: 1KP																																																																																																																																																																																																																																																																																																																									
2.0 TDI	100	11.07	PR: 1KP																																																																																																																																																																																																																																																																																																																									
2.0 TDI	105	11.07	PR: 1KP																																																																																																																																																																																																																																																																																																																									
2.0 TDI	110	05.13	PR: 1KP																																																																																																																																																																																																																																																																																																																									
2.0 TDI	120	08.08	PR: 1KP																																																																																																																																																																																																																																																																																																																									
2.0 TDI	125	01.08	PR: 1KP																																																																																																																																																																																																																																																																																																																									
2.0 TDI	130	11.11	PR: 1KP																																																																																																																																																																																																																																																																																																																									
2.0 TDI	140	09.13	PR: 1KP																																																																																																																																																																																																																																																																																																																									
2.0 TDI quattro	110	05.13	PR: 1KP																																																																																																																																																																																																																																																																																																																									
2.0 TDI quattro	125	01.08	PR: 1KP																																																																																																																																																																																																																																																																																																																									
2.0 TDI quattro	130	11.11	PR: 1KP																																																																																																																																																																																																																																																																																																																									
2.0 TDI quattro	140	09.13	PR: 1KP																																																																																																																																																																																																																																																																																																																									
2.0 TFSI	132	06.08	PR: 1KP																																																																																																																																																																																																																																																																																																																									
2.0 TFSI	155	06.08	PR: 1KP																																																																																																																																																																																																																																																																																																																									
2.0 TFSI	162	05.13	PR: 1KP																																																																																																																																																																																																																																																																																																																									
2.0 TFSI	165	05.13	PR: 1KP																																																																																																																																																																																																																																																																																																																									
2.0 TFSI quattro	132	11.09	PR: 1KP																																																																																																																																																																																																																																																																																																																									
2.0 TFSI quattro	155	06.08	PR: 1KP																																																																																																																																																																																																																																																																																																																									
2.0 TFSI quattro	162	05.13	PR: 1KP																																																																																																																																																																																																																																																																																																																									
2.0 TFSI quattro	165	05.13	PR: 1KP																																																																																																																																																																																																																																																																																																																									
2.7 TDI	120	11.07	PR: 1KP																																																																																																																																																																																																																																																																																																																									
2.7 TDI	140	11.07	PR: 1KP																																																																																																																																																																																																																																																																																																																									
3.0 TDI	150	11.11	PR: 1KP																																																																																																																																																																																																																																																																																																																									
3.0 TDI quattro	155	06.08	PR: 1KP																																																																																																																																																																																																																																																																																																																									
3.0 TDI quattro	176	11.07	PR: 1KP																																																																																																																																																																																																																																																																																																																									
3.0 TDI quattro	180	11.11	PR: 1KP																																																																																																																																																																																																																																																																																																																									
3.0 TFSI quattro	200	02.12	PR: 1KP																																																																																																																																																																																																																																																																																																																									
3.2 FSI	195	09.08	PR: 1KP																																																																																																																																																																																																																																																																																																																									
3.2 FSI quattro	195	11.07	PR: 1KP																																																																																																																																																																																																																																																																																																																									
S4	245	11.10	PR: 1KE																																																																																																																																																																																																																																																																																																																									
AUDI A4 (B8) Avant (08-)																																																																																																																																																																																																																																																																																																																												
	<table border="1"> <tr> <td>1.8 FSI</td> <td>88</td> <td>04.08</td> <td>PR: 1LT,1LY</td> <td>13.0460-7256.2</td> <td>607256</td> <td></td> <td>24705 19,8 +/WK</td> <td>ATE</td> </tr> <tr> <td>1.8 TFSI</td> <td>118</td> <td>04.08</td> <td>PR: 1LT,1LY</td> <td>13.0470-7256.2</td> <td>LD7256</td> <td></td> <td>24705 19,8 +/WK</td> <td>ATE</td> </tr> <tr> <td>1.8 FSI</td> <td>125</td> <td>01.12</td> <td>PR: 1LT,1LY</td> <td></td> <td></td> <td></td> <td></td> <td></td> </tr> <tr> <td>1.8 TFSI quattro</td> <td>118</td> <td>09.08</td> <td>PR: 1LT,1LY</td> <td></td> <td></td> <td></td> <td></td> <td></td> </tr> <tr> <td>1.8 TFSI quattro</td> <td>125</td> <td>01.12</td> <td>PR: 1LT,1LY</td> <td></td> <td></td> <td></td> <td></td> <td></td> </tr> <tr> <td>2.0 TDI</td> <td>88</td> <td>06.08</td> <td>PR: 1LT,1LY</td> <td></td> <td></td> <td></td> <td></td> <td></td> </tr> <tr> <td>2.0 TDI</td> <td>100</td> <td>04.08</td> <td>PR: 1LT,1LY</td> <td></td> <td></td> <td></td> <td></td> <td></td> </tr> <tr> <td>2.0 TDI</td> <td>105</td> <td>04.08</td> <td>PR: 1LT,1LY</td> <td></td> <td></td> <td></td> <td></td> <td></td> </tr> </table>	1.8 FSI	88	04.08	PR: 1LT,1LY	13.0460-7256.2	607256		24705 19,8 +/WK	ATE	1.8 TFSI	118	04.08	PR: 1LT,1LY	13.0470-7256.2	LD7256		24705 19,8 +/WK	ATE	1.8 FSI	125	01.12	PR: 1LT,1LY						1.8 TFSI quattro	118	09.08	PR: 1LT,1LY						1.8 TFSI quattro	125	01.12	PR: 1LT,1LY						2.0 TDI	88	06.08	PR: 1LT,1LY						2.0 TDI	100	04.08	PR: 1LT,1LY						2.0 TDI	105	04.08	PR: 1LT,1LY																																																																																																																																																																																																																																																								
1.8 FSI	88	04.08	PR: 1LT,1LY	13.0460-7256.2	607256		24705 19,8 +/WK	ATE																																																																																																																																																																																																																																																																																																																				
1.8 TFSI	118	04.08	PR: 1LT,1LY	13.0470-7256.2	LD7256		24705 19,8 +/WK	ATE																																																																																																																																																																																																																																																																																																																				
1.8 FSI	125	01.12	PR: 1LT,1LY																																																																																																																																																																																																																																																																																																																									
1.8 TFSI quattro	118	09.08	PR: 1LT,1LY																																																																																																																																																																																																																																																																																																																									
1.8 TFSI quattro	125	01.12	PR: 1LT,1LY																																																																																																																																																																																																																																																																																																																									
2.0 TDI	88	06.08	PR: 1LT,1LY																																																																																																																																																																																																																																																																																																																									
2.0 TDI	100	04.08	PR: 1LT,1LY																																																																																																																																																																																																																																																																																																																									
2.0 TDI	105	04.08	PR: 1LT,1LY																																																																																																																																																																																																																																																																																																																									

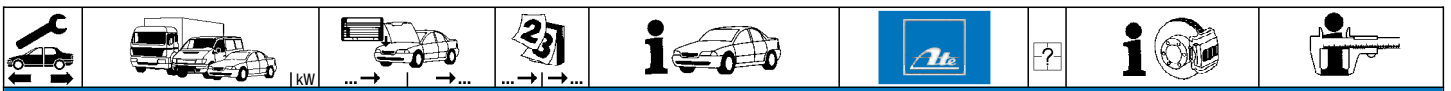
¹⁾ electric parking brake / fr.di stazionamento elettrico / frein à main électrique / freno de mano eléctrico



AUDI A4 (B8) Avant (08-)

	2.0 TDI 110	05.13	PR: 1LT,1LY	13.0460-2756.2	607256		24705 19,8 +/WK	ATE
	2.0 TDI 125	04.08	PR: 1LT,1LY	13.0470-2756.2	LD2756		24705 19,8 +/WK	ATE
	2.0 TDI 130	11.11	PR: 1LT,1LY					
	2.0 TDI 140	09.13	PR: 1LT,1LY					
	2.0 TDI quattro 105	04.08	PR: 1LT,1LY					
	2.0 TDI quattro 110	05.13	PR: 1LT,1LY					
	2.0 TDI quattro 125	08.08	PR: 1LT,1LY					
	2.0 TDI quattro 130	11.11	PR: 1LT,1LY					
	2.0 TDI quattro 140	09.13	PR: 1LT,1LY					
	2.0 TFSI 132	06.08	PR: 1LT,1LY					
	2.0 TFSI 155	04.08	PR: 1LT,1LY					
	2.0 TFSI 165	05.13	PR: 1LT,1LY					
	2.0 TFSI quattro 132	11.09	PR: 1LT,1LY					
	2.0 TFSI quattro 155	04.08	PR: 1LT,1LY					
	2.0 TFSI quattro 165	05.13	PR: 1LT,1LY					
	2.7 TDI 120	06.08	PR: 1LT,1LY					
	2.7 TDI 140	06.08	PR: 1LT,1LY					
	3.0 TDI 150	11.11	PR: 1LT,1LY					
	3.0 TDI quattro 155	06.08	PR: 1LT,1LY					
	3.0 TDI quattro 176	04.08	PR: 1LT,1LY					
	3.0 TDI quattro 180	11.11	PR: 1LT,1LY					
	3.0 TFSI quattro 200	02.12	PR: 1LT,1LY					
	3.2 FSI 195	09.08	PR: 1LT,1LY					
	3.2 FSI quattro 195	04.08	PR: 1LT,1LY					
	1.8 FSI 88	04.08	PR: 1LA,1LB,1LD	13.0460-2746.2	602746		24743 19,2 +/WK/S	LUC
	1.8 TFSI 118	04.08	PR: 1LA,1LB,1LD	13.0470-2746.2	LD2746		24743 19,2 +/WK/S	LUC
	1.8 TFSI 125	01.12	PR: 1LA,1LB,1LD					
	1.8 TFSI quattro 118	09.08	PR: 1LA,1LB,1LD					
	1.8 TFSI quattro 125	01.12	PR: 1LA,1LB,1LD					
	2.0 TDI 88	06.08	PR: 1LA,1LB,1LD					
	2.0 TDI 100	04.08	PR: 1LA,1LB,1LD					
	2.0 TDI 105	04.08	PR: 1LA,1LB,1LD					
	2.0 TDI 110	05.13	PR: 1LA,1LB,1LD					
	2.0 TDI 125	04.08	PR: 1LA,1LB,1LD					
	2.0 TDI 130	11.11	PR: 1LA,1LB,1LD					
	2.0 TDI 140	09.13	PR: 1LA,1LB,1LD					
	2.0 TDI quattro 105	04.08	PR: 1LA,1LB,1LD					
	2.0 TDI quattro 110	05.13	PR: 1LA,1LB,1LD					
	2.0 TDI quattro 125	08.08	PR: 1LA,1LB,1LD					
	2.0 TDI quattro 130	11.11	PR: 1LA,1LB,1LD					
	2.0 TDI quattro 140	09.13	PR: 1LA,1LB,1LD					
	2.0 TFSI 132	06.08	PR: 1LA,1LB,1LD					
	2.0 TFSI 155	04.08	PR: 1LA,1LB,1LD					
	2.0 TFSI 165	05.13	PR: 1LA,1LB,1LD					
	2.0 TFSI quattro 132	11.09	PR: 1LA,1LB,1LD					
	2.0 TFSI quattro 155	04.08	PR: 1LA,1LB,1LD					
	2.0 TFSI quattro 165	05.13	PR: 1LA,1LB,1LD					
	2.7 TDI 120	06.08	PR: 1LA,1LB,1LD					
	2.7 TDI 140	06.08	PR: 1LA,1LB,1LD					
	3.0 TDI 150	11.11	PR: 1LA,1LB,1LD					
	3.0 TDI quattro 155	06.08	PR: 1LA,1LB,1LD					
	3.0 TDI quattro 176	04.08	PR: 1LA,1LB,1LD					
	3.0 TDI quattro 180	11.11	PR: 1LA,1LB,1LD					
	3.0 TFSI quattro 200	02.12	PR: 1LA,1LB,1LD					
	3.2 FSI 195	09.08	PR: 1LA,1LB,1LD					
	3.2 FSI quattro 195	04.08	PR: 1LA,1LB,1LD					
	S4 245	07.11	PR: 1LJ,1ZT	13.0460-2746.2	602746		24743 19,2 +/WK/S	LUC
	1.8 FSI 88	04.08	PR: 1LT,1LY	24.0125-0184.1	425184		314 25,0 23,0 V L +S +B	
	1.8 TFSI 118	04.08	PR: 1LT,1LY					
	1.8 TFSI 125	01.12	PR: 1LT,1LY					
	1.8 TFSI quattro 118	09.08	PR: 1LT,1LY					
	1.8 TFSI quattro 125	01.12	PR: 1LT,1LY					
	2.0 TDI 88	06.08	PR: 1LT,1LY					
	2.0 TDI 100	04.08	PR: 1LT,1LY					
	2.0 TDI 105	04.08	PR: 1LT,1LY					
	2.0 TDI 110	05.13	PR: 1LT,1LY					
	2.0 TDI 125	04.08	PR: 1LT,1LY					
	2.0 TDI 130	11.11	PR: 1LT,1LY					
	2.0 TDI 140	09.13	PR: 1LT,1LY					
	2.0 TDI quattro 105	04.08	PR: 1LT,1LY					
	2.0 TDI quattro 110	05.13	PR: 1LT,1LY					
	2.0 TDI quattro 125	08.08	PR: 1LT,1LY					
	2.0 TDI quattro 130	11.11	PR: 1LT,1LY					
	2.0 TDI quattro 140	09.13	PR: 1LT,1LY					
	2.0 TFSI 132	06.08	PR: 1LT,1LY					
	2.0 TFSI 155	04.08	PR: 1LT,1LY					
	2.0 TFSI 165	05.13	PR: 1LT,1LY					
	2.0 TFSI quattro 132	11.09	PR: 1LT,1LY					
	2.0 TFSI quattro 155	04.08	PR: 1LT,1LY					
	2.0 TFSI quattro 165	05.13	PR: 1LT,1LY					
	2.7 TDI 120	06.08	PR: 1LT,1LY					
	2.7 TDI 140	06.08	PR: 1LT,1LY					
	3.0 TDI 150	11.11	PR: 1LT,1LY					
	3.0 TDI quattro 155	06.08	PR: 1LT,1LY					
	3.0 TDI quattro 176	04.08	PR: 1LT,1LY					
	3.0 TDI quattro 180	11.11	PR: 1LT,1LY					
	3.0 TFSI quattro 200	02.12	PR: 1LT,1LY					

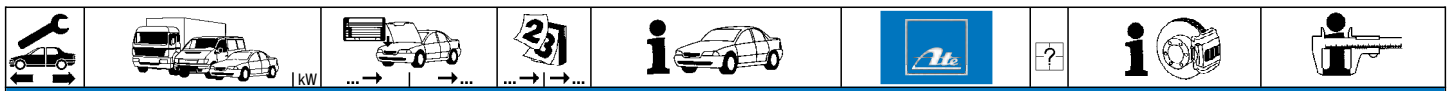




AUDI A4 (B8) Avant (08-)

	3.2 FSI	195		09.08		PR: 1LT,1LY	24.0125-0184.1	425184		314 25,0 23,0 VL +S +B
	3.2 FSI quattro	195		04.08		PR: 1LT,1LY				
	1.8 FSI	88		04.08	06.11	PR: 1LA	24.0130-0193.1	430193		320 30,0 28,0 VL +S +B
	1.8 TFSI	118		04.08	06.11	PR: 1LA				
	1.8 TFSI quattro	118		09.08	06.11	PR: 1LA				
	2.0 TDI	88		06.08	06.11	PR: 1LA				
	2.0 TDI	100		04.08	06.11	PR: 1LA				
	2.0 TDI	105		04.08	06.11	PR: 1LA				
	2.0 TDI	125		04.08	06.11	PR: 1LA				
	2.0 TDI quattro	105		04.08	06.11	PR: 1LA				
	2.0 TDI quattro	125		08.08	06.11	PR: 1LA				
	2.0 TFSI	132		06.08	06.11	PR: 1LA				
	2.0 TFSI	155		04.08	06.11	PR: 1LA				
	2.0 TFSI quattro	132		11.09	06.11	PR: 1LA				
	2.0 TFSI quattro	155		04.08	06.11	PR: 1LA				
	2.7 TDI	120		06.08	06.11	PR: 1LA				
	2.7 TDI	140		06.08	06.11	PR: 1LA				
	3.0 TDI quattro	155		06.08	06.11	PR: 1LA				
	3.0 TDI quattro	176		04.08	06.11	PR: 1LA				
	3.2 FSI	195		09.08	06.11	PR: 1LA				
	3.2 FSI quattro	195		04.08	06.11	PR: 1LA				
	1.8 FSI	88		07.11		PR: 1LA,1LB	24.0130-0221.1	430221		320 30,0 28,0 VL +S +B
	1.8 TFSI	118		07.11		PR: 1LA,1LB				
	1.8 TFSI	125		01.12		PR: 1LA,1LB				
	1.8 TFSI quattro	118		07.11		PR: 1LA,1LB				
	1.8 TFSI quattro	125		01.12		PR: 1LA,1LB				
	2.0 TDI	88		07.11		PR: 1LA,1LB				
	2.0 TDI	100		07.11		PR: 1LA,1LB				
	2.0 TDI	105		07.11		PR: 1LA,1LB				
	2.0 TDI	110		05.13		PR: 1LA,1LB				
	2.0 TDI	125		07.11		PR: 1LA,1LB				
	2.0 TDI	130		11.11		PR: 1LA,1LB				
	2.0 TDI	140		09.13		PR: 1LA,1LB				
	2.0 TDI quattro	105		07.11		PR: 1LA,1LB				
	2.0 TDI quattro	110		05.13		PR: 1LA,1LB				
	2.0 TDI quattro	125		07.11		PR: 1LA,1LB				
	2.0 TDI quattro	130		11.11		PR: 1LA,1LB				
	2.0 TDI quattro	140		09.13		PR: 1LA,1LB				
	2.0 TFSI	132		07.11		PR: 1LA,1LB				
	2.0 TFSI	155		07.11		PR: 1LA,1LB				
	2.0 TFSI	165		05.13		PR: 1LA,1LB				
	2.0 TFSI quattro	132		07.11		PR: 1LA,1LB				
	2.0 TFSI quattro	155		07.11		PR: 1LA,1LB				
	2.0 TFSI quattro	165		05.13		PR: 1LA,1LB				
	2.7 TDI	120		07.11		PR: 1LA,1LB				
	2.7 TDI	140		07.11		PR: 1LA,1LB				
	3.0 TDI	150		11.11		PR: 1LA,1LB				
	3.0 TDI quattro	155		07.11		PR: 1LA,1LB				
	3.0 TDI quattro	176		07.11		PR: 1LA,1LB				
	3.0 TDI quattro	180		11.11		PR: 1LA,1LB				
	3.0 TFSI quattro	200		02.12		PR: 1LA,1LB				
	3.2 FSI	195		07.11		PR: 1LA,1LB				
	3.2 FSI quattro	195		07.11		PR: 1LA,1LB				
	S4	245		11.08	06.11	PR: 1LJ	24.0129-0102.1	429102		345 29,5 28,0 VL +S +B
	S4	245		07.11		PR: 1LJ	24.0130-0222.1	430222		345 30,0 28,0 VL +S +B
	1.8 FSI	88		04.08		PR: 1LD	24.0130-0222.1	430222		345 30,0 28,0 VL +S +B
	1.8 TFSI	118		04.08		PR: 1LD				
	1.8 TFSI	125		01.12		PR: 1LD				
	1.8 TFSI quattro	118		09.08		PR: 1LD				
	1.8 TFSI quattro	125		01.12		PR: 1LD				
	2.0 TDI	88		06.08		PR: 1LD				
	2.0 TDI	100		04.08		PR: 1LD				
	2.0 TDI	105		04.08		PR: 1LD				
	2.0 TDI	110		05.13		PR: 1LD				
	2.0 TDI	125		04.08		PR: 1LD				
	2.0 TDI	130		11.11		PR: 1LD				
	2.0 TDI	140		09.13		PR: 1LD				
	2.0 TDI quattro	105		04.08		PR: 1LD				
	2.0 TDI quattro	110		05.13		PR: 1LD				
	2.0 TDI quattro	125		08.08		PR: 1LD				
	2.0 TDI quattro	130		11.11		PR: 1LD				
	2.0 TDI quattro	140		09.13		PR: 1LD				
	2.0 TFSI	132		06.08		PR: 1LD				
	2.0 TFSI	155		04.08		PR: 1LD				
	2.0 TFSI	165		05.13		PR: 1LD				
	2.0 TFSI quattro	132		11.09		PR: 1LD				
	2.0 TFSI quattro	155		04.08		PR: 1LD				
	2.0 TFSI quattro	165		05.13		PR: 1LD				
	2.7 TDI	120		06.08		PR: 1LD				
	2.7 TDI	140		06.08		PR: 1LD				
	3.0 TDI	150		11.11		PR: 1LD				
	3.0 TDI quattro	155		06.08		PR: 1LD				
	3.0 TDI quattro	176		04.08		PR: 1LD				
	3.0 TDI quattro	180		11.11		PR: 1LD				
	3.0 TFSI quattro	200		02.12		PR: 1LD				
	3.2 FSI	195		09.08		PR: 1LD				





AUDI A4 (B8) Avant (08-)















	2.0 TFSI	155		04.08	PR: 1KW,2EH	24.0112-0178.1	412178	elektrische Feststellbremse ¹⁾	300 12,0 10,0 +S +B				
	2.0 TFSI	165		05.13	PR: 1KW,2EH								
	2.0 TFSI quattro	132		11.09	PR: 1KW,2EH								
	2.0 TFSI quattro	155		04.08	PR: 1KW,2EH								
	2.0 TFSI quattro	165		05.13	PR: 1KW,2EH								
	2.7 TDI	120		06.08	PR: 1KW,2EH								
	2.7 TDI	140		06.08	PR: 1KW,2EH								
	3.0 TDI	150		11.11	PR: 1KW,2EH								
	3.0 TDI quattro	155		06.08	PR: 1KW,2EH								
	3.0 TDI quattro	176		04.08	PR: 1KW,2EH								
	3.0 TDI quattro	180		11.11	PR: 1KW,2EH								
	3.0 TFSI quattro	200		02.12	PR: 1KW,2EH								
	3.2 FSI	195		09.08	PR: 1KW,2EH								
	3.2 FSI quattro	195		04.08	PR: 1KW,2EH								
	S4	245		11.08	PR: 1KE					24.0122-0250.1	422250	elektrische Feststellbremse ¹⁾	330 22,0 20,0 V L +S +B
	1.8 FSI	88		04.08	PR: 1KP					24.0122-0272.1	422272	elektrische Feststellbremse ¹⁾	330 21,9 20,0 V L +S +B
	1.8 FSI	118		04.08	PR: 1KP								
	1.8 TFSI	125		01.12	PR: 1KP								
	1.8 TFSI quattro	118		09.08	PR: 1KP								
	1.8 TFSI quattro	125		01.12	PR: 1KP								
2.0 TDI	88		06.08	PR: 1KP									
2.0 TDI	100		04.08	PR: 1KP									
2.0 TDI	105		04.08	PR: 1KP									
2.0 TDI	110		05.13	PR: 1KP									
2.0 TDI	125		04.08	PR: 1KP									
2.0 TDI	130		11.11	PR: 1KP									
2.0 TDI	140		09.13	PR: 1KP									
2.0 TDI quattro	105		04.08	PR: 1KP									
2.0 TDI quattro	110		05.13	PR: 1KP									
2.0 TDI quattro	125		08.08	PR: 1KP									
2.0 TDI quattro	130		11.11	PR: 1KP									
2.0 TDI quattro	140		09.13	PR: 1KP									
2.0 TFSI	132		06.08	PR: 1KP									
2.0 TFSI	155		04.08	PR: 1KP									
2.0 TFSI	165		05.13	PR: 1KP									
2.0 TFSI quattro	132		11.09	PR: 1KP									
2.0 TFSI quattro	155		04.08	PR: 1KP									
2.0 TFSI quattro	165		05.13	PR: 1KP									
2.7 TDI	120		06.08	PR: 1KP									
2.7 TDI	140		06.08	PR: 1KP									
3.0 TDI	150		11.11	PR: 1KP									
3.0 TDI quattro	155		06.08	PR: 1KP									
3.0 TDI quattro	176		04.08	PR: 1KP									
3.0 TDI quattro	180		11.11	PR: 1KP									
3.0 TFSI quattro	200		02.12	PR: 1KP									
3.2 FSI	195		09.08	PR: 1KP									
3.2 FSI quattro	195		04.08	PR: 1KP									

AUDI A4 Allroad (09-)

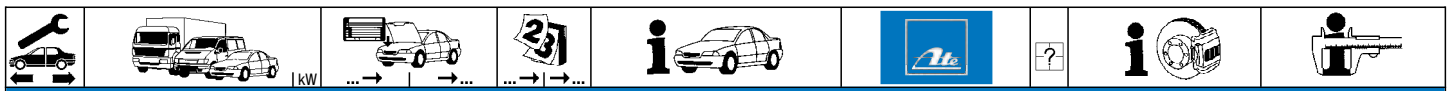
	2.0 TDI quattro	105		09.09	PR: 1LT	13.0460-7256.2	607256		24705 19,8 +/WK	ATE		
	2.0 TDI quattro	110		05.13	PR: 1LT						13.0470-7256.2	LD7256
	2.0 TDI quattro	120		04.09	PR: 1LT							
	2.0 TDI quattro	125		02.09	PR: 1LT							
	2.0 TDI quattro	130		01.12	PR: 1LT							
	2.0 TFSI quattro	155		04.09	PR: 1LT							
	2.0 TFSI quattro	162		05.13	PR: 1LT							
	2.0 TFSI quattro	165		04.13	PR: 1LT							
	3.0 TDI quattro	176		04.09	PR: 1LT							
	3.0 TDI quattro	180		01.12	PR: 1LT							
	2.0 TDI quattro	105		09.09	PR: 1LA	13.0460-2746.2	602746		24743 19,2 +/WK/S	LUC		
	2.0 TDI quattro	110		05.13	PR: 1LA						13.0470-2746.2	LD2746
	2.0 TDI quattro	120		04.09	PR: 1LA							
	2.0 TDI quattro	125		02.09	PR: 1LA							
	2.0 TDI quattro	130		01.12	PR: 1LA							
	2.0 TFSI quattro	155		04.09	PR: 1LA							
	2.0 TFSI quattro	162		05.13	PR: 1LA							
	2.0 TFSI quattro	165		04.13	PR: 1LA							
	3.0 TDI quattro	176		04.09	PR: 1LA							
	3.0 TDI quattro	180		01.12	PR: 1LA							
	2.0 TDI quattro	105		09.09	PR: 1LT	24.0125-0184.1	425184		314 25,0 23,0 V L +S +B			
	2.0 TDI quattro	110		05.13	PR: 1LT							
	2.0 TDI quattro	120		04.09	PR: 1LT							
	2.0 TDI quattro	125		02.09	PR: 1LT							
	2.0 TDI quattro	130		01.12	PR: 1LT							
	2.0 TFSI quattro	155		04.09	PR: 1LT							
2.0 TFSI quattro	162		05.13	PR: 1LT								
2.0 TFSI quattro	165		04.13	PR: 1LT								
3.0 TDI quattro	176		04.09	PR: 1LT								
3.0 TDI quattro	180		01.12	PR: 1LT								
	2.0 TDI quattro	105		09.09	06.11	24.0130-0193.1	430193		320 30,0 28,0 V L +S +B			
	2.0 TDI quattro	120		04.09	06.11							
	2.0 TDI quattro	125		02.09	06.11							
	2.0 TFSI quattro	155		04.09	06.11							
	3.0 TDI quattro	176		04.09	06.11							
2.0 TDI quattro	105		07.11		24.0130-0221.1	430221		320 30,0 28,0 V L +S +B				
2.0 TDI quattro	110		05.13									

¹⁾ electric parking brake / fr.di stazionamento elettrico / frein à main électrique / freno de mano eléctrico



								
AUDI A4 Allroad (09-)								
	2.0 TDI quattro 2.0 TDI quattro 2.0 TDI quattro 2.0 TFSI quattro 2.0 TFSI quattro 2.0 TFSI quattro 3.0 TDI quattro 3.0 TDI quattro	120 125 130 155 162 165 176 180	07.11 07.11 01.12 07.11 05.13 04.13 07.11 01.12	PR: 1LA PR: 1LA PR: 1LA PR: 1LA PR: 1LA PR: 1LA PR: 1LA PR: 1LA	24.0130-0221.1	430221		320 30,0 28,0 V L +S +B
	2.0 TDI quattro 2.0 TDI quattro 2.0 TDI quattro 2.0 TDI quattro 2.0 TDI quattro 2.0 TFSI quattro 2.0 TFSI quattro 2.0 TFSI quattro 3.0 TDI quattro 3.0 TDI quattro	105 110 120 125 130 155 162 165 176 180	09.09 05.13 04.09 02.09 01.12 04.09 05.13 04.13 04.09 01.12	PR: 1KW,GP0,GP1,GP2 PR: 1KW,GP0,GP1,GP2 PR: 1KW,GP0,GP1,GP2 PR: 1KW,GP0,GP1,GP2 PR: 1KW,GP0,GP1,GP2 PR: 1KW,GP0,GP1,GP2 PR: 1KW,GP0,GP1,GP2 PR: 1KW,GP0,GP1,GP2 PR: 1KW,GP0,GP1,GP2 PR: 1KW,GP0,GP1,GP2	13.0460-2747.2 13.0470-2747.2	602747 LD2747		24606 17,4 +/Zub/S LUC 24606 17,4 +/Zub/S LUC
	2.0 TDI quattro 2.0 TDI quattro 2.0 TDI quattro 2.0 TDI quattro 2.0 TDI quattro 2.0 TFSI quattro 2.0 TFSI quattro 2.0 TFSI quattro 3.0 TDI quattro 3.0 TDI quattro	105 110 120 125 130 155 162 165 176 180	09.09 05.13 04.09 02.09 01.12 04.09 05.13 04.13 04.09 01.12	PR: 1KW,GP0,GP1,GP2 PR: 1KW,GP0,GP1,GP2 PR: 1KW,GP0,GP1,GP2 PR: 1KW,GP0,GP1,GP2 PR: 1KW,GP0,GP1,GP2 PR: 1KW,GP0,GP1,GP2 PR: 1KW,GP0,GP1,GP2 PR: 1KW,GP0,GP1,GP2 PR: 1KW,GP0,GP1,GP2 PR: 1KW,GP0,GP1,GP2	24.0112-0178.1	412178		300 12,0 10,0 +S +B
AUDI A4 Cabrio (02-08)								
	1.8 T 1.8 T quattro 2.0 2.0 TDI 2.0 TFSI 2.0 TFSI 2.0 TFSI quattro 2.4 2.4 2.5 TDI 2.7 TDI 3.0 3.0 quattro 3.0 TDI quattro 3.0 TDI quattro 3.2 FSI 3.2 FSI quattro	120 120 96 120 147 147 120 120 125 120 132 162 162 150 171 188 188	04.02 05.03 05.04 10.05 10.05 01.06 11.05 04.02 04.02 08.02 06.06 04.02 05.03 01.06 10.05 10.05 10.05	11.08 PR: 1LB,1LE,1LF,1LT 11.08 PR: 1LB,1LE,1LF,1LT 11.08 PR: 1LB,1LE,1LF,1LT 11.08 PR: 1LB,1LE,1LF,1LT 11.08 PR: 1LB,1LE,1LF,1LT 11.08 PR: 1LB,1LE,1LF,1LT 11.08 PR: 1LB,1LE,1LF,1LT 11.08 PR: 1LB,1LE,1LF,1LT 11.08 PR: 1LB,1LE,1LF,1LT 11.08 PR: 1LB,1LE,1LF,1LT 11.08 PR: 1LB,1LE,1LF,1LT 11.08 PR: 1LB,1LE,1LF,1LT 11.08 PR: 1LB,1LE,1LF,1LT 11.08 PR: 1LB,1LE,1LF,1LT 11.08 PR: 1LB,1LE,1LF,1LT 11.08 PR: 1LB,1LE,1LF,1LT 11.08 PR: 1LB,1LE,1LF,1LT	13.0460-7110.2 13.0470-7110.2	607110 LD7110		23018 20,3 +/WK ATE 23018 20,3 +/WK ATE
	1.8 T 1.8 T quattro 2.0 2.0 TDI 2.0 TFSI 2.0 TFSI 2.0 TFSI quattro 2.4 2.4 2.5 TDI 2.7 TDI 3.0 3.0 quattro 3.0 TDI quattro 3.0 TDI quattro 3.2 FSI 3.2 FSI quattro S4 4.2 quattro	120 120 96 120 147 147 120 120 125 120 132 162 162 150 171 188 188 253	04.02 05.03 05.04 10.05 01.06 11.05 04.02 04.02 08.02 06.06 04.02 05.03 01.06 10.05 10.05 10.05 02.04	11.08 PR: 1LA 11.08 PR: 1LA 11.08 PR: 1LA 11.08 PR: 1LA 11.08 PR: 1LA 11.08 PR: 1LA 11.08 PR: 1LA 11.08 PR: 1LA 11.08 PR: 1LA 11.08 PR: 1LA 11.08 PR: 1LA 11.08 PR: 1LA 11.08 PR: 1LA 11.08 PR: 1LA 11.08 PR: 1LA 11.08 PR: 1LA	13.0460-7201.2 13.0470-7201.2	607201 LD7201		23763 20,3 +/WK ATE 23763 20,3 +/WK ATE
	1.8 T 1.8 T quattro 2.0 2.0 TDI 2.0 TFSI 2.4 2.4 2.5 TDI 2.0 TFSI 2.0 TFSI quattro 2.7 TDI 3.0 3.0 quattro 3.0 TDI quattro 3.0 TDI quattro 3.2 FSI 3.2 FSI quattro	120 120 96 120 120 120 125 120 147 147 132 162 162 150 171 188 188	04.02 05.03 05.04 10.05 10.05 04.02 04.02 08.02 01.06 11.05 06.06 04.02 05.03 01.06 10.05 10.05 10.05	11.08 PR: 1LB,1LE 11.08 PR: 1LB,1LE 11.08 PR: 1LB,1LE 11.08 PR: 1LB,1LE 11.08 PR: 1LB,1LE 11.08 PR: 1LB,1LE 11.08 PR: 1LB,1LE 11.08 PR: 1LB,1LE 11.08 PR: 1LB,1LE 11.08 PR: 1LB,1LE 11.08 PR: 1LB,1LE 11.08 PR: 1LB,1LE 11.08 PR: 1LB,1LE 11.08 PR: 1LB,1LE 11.08 PR: 1LB,1LE 11.08 PR: 1LB,1LE	24.0125-0105.1 24.0325-0105.1	425105 525105		288 25,0 23,0 V L +B 288 25,0 23,0 V L +B PD
	2.0 TFSI 2.0 TFSI quattro 2.7 TDI 3.0 3.0 quattro 3.0 TDI quattro 3.0 TDI quattro 3.2 FSI 3.2 FSI quattro	147 147 132 162 162 150 171 188 188	01.06 11.05 06.06 04.02 05.03 01.06 10.05 10.05 10.05	11.08 PR: 1LB,1LE 11.08 PR: 1LB,1LE 11.08 PR: 1LB,1LE 11.08 PR: 1LB,1LE 11.08 PR: 1LB,1LE 11.08 PR: 1LB,1LE 11.08 PR: 1LB,1LE 11.08 PR: 1LB,1LE 11.08 PR: 1LB,1LE	24.0125-0105.1	425105		288 25,0 23,0 V L +B
	1.8 T 1.8 T quattro 2.0 2.0 TDI	120 120 96 96	04.02 05.03 05.04 10.05	11.08 PR: 1LF,1LT 11.08 PR: 1LF,1LT 11.08 PR: 1LF,1LT 11.08 PR: 1LF,1LT	24.0125-0137.1 24.0325-0137.1	425137 525137		312 25,0 23,0 V L +B 312 25,0 23,0 V L +B PD

AUDI A4 Cabrio (02-08)		kW		PR: 1LF,1LT		24.0125-0137.1 425137		312 25,0 23,0 V L +B		
	2.0 TFSI	120	10.05	11.08	PR: 1LF,1LT	24.0125-0137.1	425137		312 25,0 23,0 V L +B	
	2.4	120	04.02	11.08	PR: 1LF,1LT	24.0325-0137.1	525137		312 25,0 23,0 V L +B PD	
	2.4	125	04.02	11.08	PR: 1LF,1LT					
	2.5 TDI	120	08.02	11.08	PR: 1LF,1LT					
	2.0 TFSI	147	01.06	11.08	PR: 1LF,1LT	24.0125-0137.1	425137		312 25,0 23,0 V L +B	
	2.0 TFSI quattro	147	11.05	11.08	PR: 1LF,1LT					
	2.7 TDI	132	06.06	11.08	PR: 1LF,1LT					
	3.0	162	04.02	11.08	PR: 1LF,1LT					
	3.0 quattro	162	05.03	11.08	PR: 1LF,1LT					
	3.0 TDI quattro	150	01.06	11.08	PR: 1LF,1LT					
	3.0 TDI quattro	171	10.05	11.08	PR: 1LF,1LT					
	3.2 FSI	188	10.05	11.08	PR: 1LF,1LT					
	3.2 FSI quattro	188	10.05	11.08	PR: 1LF,1LT					
	1.8 T	120	04.02	11.08	PR: 1LA	24.0130-0113.1	430113		320 30,0 28,0 V L +B	
	1.8 T quattro	120	05.03	11.08	PR: 1LA	24.0330-0113.1	530113		320 30,0 28,0 V L +B PD	
2.0	96	05.04	11.08	PR: 1LA						
2.0 TDI	120	10.05	11.08	PR: 1LA						
2.0 TFSI	120	10.05	11.08	PR: 1LA						
2.0 TFSI	147	01.06	11.08	PR: 1LA						
2.0 TFSI quattro	147	11.05	11.08	PR: 1LA						
2.4	120	04.02	11.08	PR: 1LA						
2.4	125	04.02	11.08	PR: 1LA						
2.5 TDI	120	08.02	11.08	PR: 1LA						
2.7 TDI	132	06.06	11.08	PR: 1LA						
3.0	162	04.02	11.08	PR: 1LA						
3.0 quattro	162	05.03	11.08	PR: 1LA						
3.0 TDI quattro	150	01.06	11.08	PR: 1LA						
3.0 TDI quattro	171	10.05	11.08	PR: 1LA						
3.2 FSI	188	10.05	11.08	PR: 1LA						
3.2 FSI quattro	188	10.05	11.08	PR: 1LA						
S4 4.2 quattro	253	02.04	11.08		24.0130-0119.1	430119		345 30,0 28,0 V L +B		
	1.8 T	120	04.02	11.08	PR: 1KD,1KP	13.0460-2886.2	602886		20961 16,2 /S LUC	
	1.8 T quattro	120	05.03	11.08	PR: 1KD,1KP	13.0470-2886.2	LD2886		20961 16,2 /S LUC	
	2.0	96	05.04	11.08	PR: 1KD,1KP					
	2.0 TDI	120	10.05	11.08	PR: 1KD,1KP					
	2.0 TFSI	147	10.05	11.08	PR: 1KD,1KP					
	2.0 TFSI quattro	147	01.06	11.08	PR: 1KD,1KP					
	2.4	120	11.05	11.08	PR: 1KD,1KP					
	2.4	125	04.02	12.05	PR: 1KD,1KP					
	2.5 TDI	120	04.02	12.05	PR: 1KD,1KP					
	3.0	162	08.02	12.05	PR: 1KD,1KP					
	3.0 quattro	162	04.02	12.05	PR: 1KD,1KP					
	1.8 T	120	8E-5-400001		11.08	PR: 1KW	13.0460-2880.2	602880		23914 17,1 /WE/Zub/S LUC
	1.8 T quattro	120	8E-5-400001		11.08	PR: 1KW	13.0470-2880.2	LD2880		23914 17,1 /WE/Zub/S LUC
	2.0	96	8E-5-400001		11.08	PR: 1KW	13.0460-0259.2	610259		Einbausatz
	2.0 TDI	120	8E-5-400001		11.08	PR: 1KW				
2.0 TFSI	147	8E-5-400001		11.08	PR: 1KW					
2.0 TFSI quattro	147	8E-5-400001		11.08	PR: 1KW					
2.4	120	8E-5-400001		11.08	PR: 1KW					
2.4	125	8E-5-400001		11.08	PR: 1KW					
2.5 TDI	120	8E-5-400001		11.08	PR: 1KW					
2.7 TDI	132	8E-5-400001		11.08	PR: 1KW					
3.0	162	8E-5-400001		11.08	PR: 1KW					
3.0 quattro	162	8E-5-400001		11.08	PR: 1KW					
3.0 TDI quattro	150		01.06	11.08	PR: 1KW					
3.0 TDI quattro	171	8E-5-400001		11.08	PR: 1KW					
3.2 FSI	188	8E-5-400001		11.08	PR: 1KW					
3.2 FSI quattro	188	8E-5-400001		11.08	PR: 1KW					
S4 4.2 quattro	253		02.04	11.08		13.0460-2888.2	602888		23326 17,4 /WE/S LUC	
						13.0470-2888.2	LD2888		23326 17,4 /WE/S LUC	
						13.0460-0023.2	610023		Einbausatz	
RS4 4.2	309		05.06	11.08		13.0460-0023.2	610023		Einbausatz	
	1.8 T	120	04.02	11.08	PR: 1KD	24.0110-0261.1	410261		245 10,0 8,0 +B	
	1.8 T quattro	120	05.03	11.08	PR: 1KD	24.0310-0261.1	510261		245 10,0 8,0 +B PD	
	2.0	96	05.04	11.08	PR: 1KD					
	2.0 TDI	120	10.05	11.08	PR: 1KD					
	2.0 TFSI	147	10.05	11.08	PR: 1KD					
	2.0 TFSI quattro	147	01.06	11.08	PR: 1KD					
	1.8 T	120	04.02	11.08	PR: 1KP	24.0112-0148.1	412148		255 12,0 10,0 +B	
	1.8 T quattro	120	05.03	11.08	PR: 1KP	24.0312-0148.1	512148		255 12,0 10,0 +B PD	
	2.0	96	05.04	11.08	PR: 1KP					
	2.0 TDI	120	10.05	11.08	PR: 1KP					
	2.0 TFSI	147	10.05	11.08	PR: 1KP					
	2.0 TFSI quattro	147	01.06	11.08	PR: 1KP					
	2.4	120	11.05	11.08	PR: 1KP					
	2.4	125	04.02	11.08						
	2.5 TDI	120	04.02	11.08						
3.0	162	08.02	11.08							
3.0 quattro	162	04.02	11.08							
1.8 T	120	8E-5-400001		11.08	PR: 1KW	24.0112-0166.1	412166		288 12,0 10,0 +B	
1.8 T quattro	120	8E-5-400001		11.08	PR: 1KW					
2.0	96	8E-5-400001		11.08	PR: 1KW					



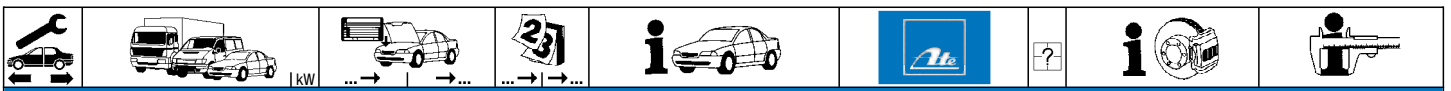
AUDI A4 Cabrio (02-08)

	2.0 TDI	120	8E-5-400001		11.08	PR: 1KW	24.0112-0166.1	412166		288 12,0 10,0 +B
	2.0 TFSI	147	8E-5-400001		11.08	PR: 1KW				
	2.0 TFSI	147	8E-5-400001		11.08	PR: 1KW				
	2.0 TFSI quattro	147	8E-5-400001		11.08	PR: 1KW				
	2.4	120	8E-5-400001		11.08	PR: 1KW				
	2.4	125	8E-5-400001		11.08	PR: 1KW				
	2.5 TDI	120	8E-5-400001		11.08	PR: 1KW				
	2.7 TDI	132	8E-5-400001		11.08	PR: 1KW				
	3.0	162	8E-5-400001		11.08	PR: 1KW				
	3.0 quattro	162	8E-5-400001		11.08	PR: 1KW				
	3.0 TDI quattro	150		01.06	11.08	PR: 1KW				
	3.0 TDI quattro	171	8E-5-400001		11.08	PR: 1KW				
	3.2 FSI	188	8E-5-400001		11.08	PR: 1KW				
	3.2 FSI quattro	188	8E-5-400001		11.08	PR: 1KW				
	S4 4.2 quattro	253		02.04	11.08		24.0122-0220.1	422220		300 22,0 20,0 V L +B

AUDI A5 / A5 Sportback (07-)

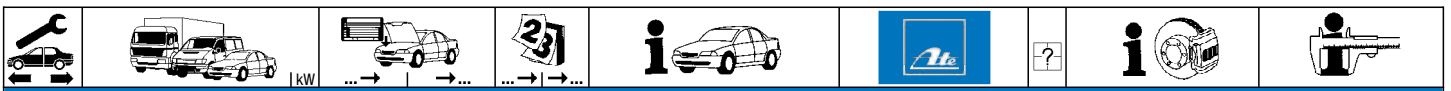
	1.8 TFSI	118		05.09	PR: 1LT		13.0460-7256.2	607256		24705 19,8 +/WK	ATE
	1.8 TFSI	125		10.07	PR: 1LT		13.0470-7256.2	LD7256		24705 19,8 +/WK	ATE
	2.0 TDI	105		09.09	PR: 1LT						
	2.0 TDI	110		05.13	PR: 1LT						
	2.0 TDI	120		10.08	PR: 1LT						
	2.0 TDI	125		08.08	PR: 1LT						
	2.0 TDI	130		07.11	PR: 1LT						
	2.0 TDI quattro	124		10.08	PR: 1LT						
	2.0 TDI quattro	125		08.08	PR: 1LT						
	2.0 TDI quattro	130		12.11	PR: 1LT						
	2.0 TFSI	132		11.08	PR: 1LT						
	2.0 TFSI	155		06.08	PR: 1LT						
	2.0 TFSI	165		05.13	PR: 1LT						
	2.0 TFSI quattro	155		06.08	PR: 1LT						
	2.0 TFSI quattro	165		05.13	PR: 1LT						
	2.7 TDI	120		09.07	PR: 1LT						
	2.7 TDI	140		05.07	PR: 1LT						
	3.0 TDI	150		07.11	PR: 1LT						
	3.0 TDI quattro	155		03.08	PR: 1LT						
	3.0 TDI quattro	176		05.07	PR: 1LT						
	3.0 TDI quattro	180		07.11	PR: 1LT						
	3.0 TFSI quattro	200		12.11	PR: 1LT						
	3.2 FSI	195		05.07	PR: 1LT						
	3.2 FSI quattro	195		05.07	PR: 1LT						
	1.8 TFSI	118		05.09	PR: 1LA		13.0460-2746.2	602746		24743 19,2 +/WK/S	LUC
	1.8 TFSI	125		10.07	PR: 1LA		13.0470-2746.2	LD2746		24743 19,2 +/WK/S	LUC
	2.0 TDI	105		09.09	PR: 1LA						
	2.0 TDI	105		07.07	PR: 1LA						
	2.0 TDI	110		05.13	PR: 1LA						
	2.0 TDI	120		10.08	PR: 1LA						
	2.0 TDI	125		08.08	PR: 1LA						
	2.0 TDI	130		07.11	PR: 1LA						
	2.0 TDI quattro	124		10.08	PR: 1LA						
	2.0 TDI quattro	125		08.08	PR: 1LA						
	2.0 TDI quattro	130		12.11	PR: 1LA						
	2.0 TFSI	132		11.08	PR: 1LA						
	2.0 TFSI	155		06.08	PR: 1LA						
	2.0 TFSI	165		05.13	PR: 1LA						
	2.0 TFSI quattro	155		06.08	PR: 1LA						
	2.0 TFSI quattro	165		05.13	PR: 1LA						
	2.7 TDI	120		09.07	PR: 1LA						
	2.7 TDI	140		07.07	PR: 1LA						
	3.0 TDI	150		07.11	PR: 1LA						
	3.0 TDI quattro	155		03.08	PR: 1LA						
	3.0 TDI quattro	176		07.07	PR: 1LA						
	3.0 TDI quattro	180		07.11	PR: 1LA						
	3.0 TFSI quattro	200		12.11	PR: 1LA						
	3.2 FSI	195		07.07	PR: 1LA						
	S5 quattro	245		07.11	PR: 1LJ		13.0460-2746.2	602746		24743 19,2 +/WK/S	LUC
	S5 quattro	260		07.11	PR: 1LJ						
	1.8 TFSI	118		05.09	PR: 1LD		13.0460-2746.2	602746		24743 19,2 +/WK/S	LUC
	1.8 TFSI	125		10.07	PR: 1LD		13.0470-2746.2	LD2746		24743 19,2 +/WK/S	LUC
	2.0 TDI	105		09.09	PR: 1LD						
	2.0 TDI	110		05.13	PR: 1LD						
	2.0 TDI	120		10.08	PR: 1LD						
	2.0 TDI	125		08.08	PR: 1LD						
	2.0 TDI	130		07.11	PR: 1LD						
	2.0 TDI quattro	124		10.08	PR: 1LD						
	2.0 TDI quattro	125		08.08	PR: 1LD						
	2.0 TDI quattro	130		12.11	PR: 1LD						
	2.0 TFSI	132		11.08	PR: 1LD						
	2.0 TFSI	155		06.08	PR: 1LD						
	2.0 TFSI	165		05.13	PR: 1LD						
	2.0 TFSI quattro	155		06.08	PR: 1LD						
	2.0 TFSI quattro	165		05.13	PR: 1LD						
	2.7 TDI	120		09.07	PR: 1LD						
	2.7 TDI	140		05.07	PR: 1LD						
	3.0 TDI	150		07.11	PR: 1LD						
	3.0 TDI quattro	155		03.08	PR: 1LD						
	3.0 TDI quattro	176		05.07	PR: 1LD						





AUDI A5 / A5 Sportback (07-)

	3.0 TDI quattro 3.0 TFSI quattro 3.2 FSI 3.2 FSI quattro	180 200 195 195	07.11 12.11 05.07 05.07	PR: 1LD PR: 1LD PR: 1LD PR: 1LD	13.0460-2746.2 13.0470-2746.2	602746 LD2746		24743 19,2 +/WK/S 24743 19,2 +/WK/S	LUC LUC
	S5 quattro S5 quattro	245 260	01.10 05.07	PR: 1ZT,1LD PR: 1ZT,1LD	13.0460-2746.2	602746		24743 19,2 +/WK/S	LUC
	1.8 TFSI 1.8 TFSI 2.0 TDI 2.0 TDI 2.0 TDI 2.0 TDI 2.0 TDI 2.0 TDI 2.0 TDI quattro 2.0 TDI quattro 2.0 TDI quattro 2.0 TFSI 2.0 TFSI 2.0 TFSI quattro 2.0 TFSI quattro 2.7 TDI 2.7 TDI 3.0 TDI 3.0 TDI quattro 3.0 TDI quattro 3.0 TDI quattro 3.0 TFSI quattro 3.2 FSI 3.2 FSI quattro	118 125 105 110 120 125 130 124 125 130 124 132 155 165 155 165 120 140 150 155 176 180 200 195 195	05.09 10.07 09.09 05.13 10.08 08.08 07.11 10.08 08.08 12.11 11.08 06.08 05.13 06.08 05.13 09.07 05.07 07.11 03.08 05.07 07.11 12.11 05.07 06.07	PR: 1LT PR: 1LT PR: 1LT PR: 1LT PR: 1LT PR: 1LT PR: 1LT PR: 1LT PR: 1LT PR: 1LT PR: 1LT PR: 1LT PR: 1LT PR: 1LT PR: 1LT PR: 1LT PR: 1LT PR: 1LT PR: 1LT PR: 1LT PR: 1LT PR: 1LT PR: 1LT PR: 1LT	24.0125-0184.1	425184		314 25,0 23,0 V L +S +B	
	1.8 TFSI 1.8 TFSI 2.0 TDI 2.0 TDI 2.0 TDI 2.0 TDI 2.0 TDI quattro 2.0 TDI quattro 2.0 TFSI 2.0 TFSI 2.0 TFSI quattro 2.7 TDI 2.7 TDI 3.0 TDI quattro 3.0 TDI quattro 3.2 FSI 3.2 FSI quattro	118 125 105 120 125 124 125 132 155 155 120 140 155 176 195 195	05.09 10.07 09.09 10.08 08.08 10.08 08.08 11.08 06.08 06.08 09.07 07.07 03.08 07.07 07.07 07.07	06.11 06.11 06.11 06.11 06.11 06.11 06.11 06.11 06.11 06.11 06.11 06.11 06.11 06.11 06.11 06.11	PR: 1LA PR: 1LA PR: 1LA PR: 1LA PR: 1LA PR: 1LA PR: 1LA PR: 1LA PR: 1LA PR: 1LA PR: 1LA PR: 1LA PR: 1LA PR: 1LA PR: 1LA PR: 1LA	24.0130-0193.1	430193	320 30,0 28,0 V L +S +B	
	1.8 TFSI 1.8 TFSI 2.0 TDI 2.0 TDI 2.0 TDI 2.0 TDI 2.0 TDI 2.0 TDI 2.0 TDI quattro 2.0 TDI quattro 2.0 TDI quattro 2.0 TFSI 2.0 TFSI 2.0 TFSI quattro 2.0 TFSI quattro 2.7 TDI 2.7 TDI 3.0 TDI 3.0 TDI quattro 3.0 TDI quattro 3.0 TDI quattro 3.0 TFSI quattro 3.2 FSI 3.2 FSI quattro	118 125 105 110 120 125 130 124 125 130 125 132 155 165 155 165 120 140 150 155 176 180 200 195 195	07.11 07.11 07.11 05.13 07.11 07.11 07.11 07.11 07.11 07.11 12.11 07.11 07.11 05.13 07.11 05.13 07.11 07.11 07.11 07.11 07.11 12.11 07.11 07.11	PR: 1LA PR: 1LA PR: 1LA PR: 1LA PR: 1LA PR: 1LA PR: 1LA PR: 1LA PR: 1LA PR: 1LA PR: 1LA PR: 1LA PR: 1LA PR: 1LA PR: 1LA PR: 1LA PR: 1LA PR: 1LA PR: 1LA PR: 1LA PR: 1LA PR: 1LA PR: 1LA	24.0130-0221.1	430221		320 30,0 28,0 V L +S +B	
	1.8 TFSI 1.8 TFSI 2.0 TDI 2.0 TDI 2.0 TDI 2.0 TDI 2.0 TDI 2.0 TDI 2.0 TDI quattro 2.0 TDI quattro 2.0 TDI quattro 2.0 TFSI 2.0 TFSI 2.0 TFSI quattro 2.0 TFSI quattro 2.7 TDI 2.7 TDI 3.0 TDI 3.0 TDI quattro 3.0 TDI quattro 3.0 TDI quattro 3.0 TFSI quattro 3.2 FSI 3.2 FSI quattro	118 125 105 110 120 125 130 124 125 130 125 132 155 165 155 165 120 140 150 155 176 180 200 195 195	05.09 10.07 09.09 05.13 10.08 08.08 07.11 10.08 08.08 12.11 11.08 06.08 05.13 06.08 05.13 07.11 07.11 07.11 07.11 07.11 07.11 12.11 07.11 07.11	PR: 1LJ PR: 1LJ PR: 1LJ PR: 1LJ PR: 1LJ PR: 1LJ PR: 1LJ PR: 1LJ PR: 1LJ PR: 1LJ PR: 1LJ PR: 1LJ PR: 1LJ PR: 1LJ PR: 1LJ PR: 1LJ PR: 1LJ PR: 1LJ PR: 1LJ PR: 1LJ PR: 1LJ PR: 1LJ PR: 1LJ	24.0129-0102.1	429102		345 29,5 28,0 V L +S +B	



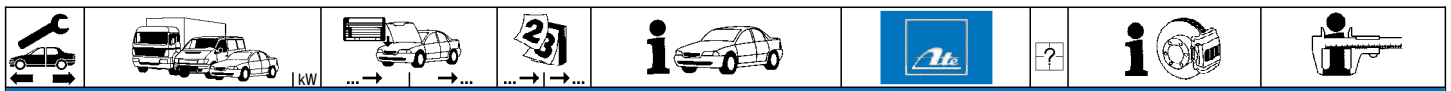
AUDI A5 / A5 Sportback (07-)

	3.0 TDI	150		07.11	PR: 1LJ	24.0129-0102.1	429102		345 29,5 28,0 VL +S +B				
	3.0 TDI quattro	155		03.08	PR: 1LJ								
	3.0 TDI quattro	176		05.07	PR: 1LJ								
	3.0 TDI quattro	180		07.11	PR: 1LJ								
	3.0 TFSI quattro	200		12.11	PR: 1LJ								
	3.2 FSI	195		05.07	PR: 1LJ								
	3.2 FSI quattro	195		05.07	PR: 1LJ								
	S5 quattro	245		01.10	06.11 PR: 1LJ								
	S5 quattro	260		05.07	06.11 PR: 1LJ								
	S5 quattro	245		07.11	PR: 1LJ								
	S5 quattro	260		07.11	PR: 1LJ								
	S5 quattro	245		01.10	PR: 1ZT								
	S5 quattro	260		05.07	PR: 1ZT								
	1.8 TFSI	118		05.09	PR: 1LD								
	1.8 TFSI	125		10.07	PR: 1LD								
2.0 TDI	105		09.09	PR: 1LD									
2.0 TDI	110		05.13	PR: 1LD									
2.0 TDI	120		10.08	PR: 1LD									
2.0 TDI	125		08.08	PR: 1LD									
2.0 TDI	130		07.11	PR: 1LD									
2.0 TDI quattro	124		10.08	PR: 1LD									
2.0 TDI quattro	125		08.08	PR: 1LD									
2.0 TDI quattro	130		12.11	PR: 1LD									
2.0 TFSI	132		11.08	PR: 1LD									
2.0 TFSI	155		06.08	PR: 1LD									
2.0 TFSI	165		05.13	PR: 1LD									
2.0 TFSI quattro	155		06.08	PR: 1LD									
2.0 TFSI quattro	165		05.13	PR: 1LD									
2.7 TDI	120		09.07	PR: 1LD									
2.7 TDI	140		05.07	PR: 1LD									
3.0 TDI	150		07.11	PR: 1LD									
3.0 TDI quattro	155		03.08	PR: 1LD									
3.0 TDI quattro	176		05.07	PR: 1LD									
3.0 TDI quattro	180		07.11	PR: 1LD									
3.0 TFSI quattro	200		12.11	PR: 1LD									
3.2 FSI	195		05.07	PR: 1LD									
3.2 FSI quattro	195		06.07	PR: 1LD									
S5 quattro	245		01.10	PR: 1ZT,1LD									
S5 quattro	260		05.07	PR: 1ZT,1LD									
	1.8 TFSI	118		05.09	PR: 1KW,2EH	13.0460-2747.2	602747		24606 17,4 +/Zub/S LUC				
	1.8 TFSI	125		10.07	PR: 1KW,2EH								
	2.0 TDI	105		09.09	PR: 1KW,2EH								
	2.0 TDI	110		05.13	PR: 1KW,2EH								
	2.0 TDI	120		10.08	PR: 1KW,2EH								
	2.0 TDI	125		08.08	PR: 1KW,2EH								
	2.0 TDI	130		07.11	PR: 1KW,2EH								
	2.0 TDI quattro	124		10.08	PR: 1KW,2EH								
	2.0 TDI quattro	125		08.08	PR: 1KW,2EH								
	2.0 TDI quattro	130		12.11	PR: 1KW,2EH								
	2.0 TFSI	132		11.08	PR: 1KW,2EH								
	2.0 TFSI	155		06.08	PR: 1KW,2EH								
	2.0 TFSI	165		05.13	PR: 1KW,2EH								
	2.0 TFSI quattro	155		06.08	PR: 1KW,2EH								
	2.0 TFSI quattro	165		05.13	PR: 1KW,2EH								
	2.7 TDI	120		09.07	PR: 1KW,2EH								
	2.7 TDI	140		05.07	PR: 1KW,2EH								
	3.0 TDI	150		07.11	PR: 1KW,2EH								
	3.0 TDI quattro	155		03.08	PR: 1KW,2EH								
	3.0 TDI quattro	176		05.07	PR: 1KW,2EH								
	3.0 TDI quattro	180		07.11	PR: 1KW,2EH								
	3.0 TFSI quattro	200		12.11	PR: 1KW,2EH								
	3.2 FSI	195		05.07	PR: 1KW,2EH								
	3.2 FSI quattro	195		06.07	PR: 1KW,2EH								
	1.8 TFSI	118		05.09	PR: 1KE					13.0460-2748.2	602748		24606 17,4 +/Zub/S LUC
	1.8 TFSI	125		10.07	PR: 1KE								
	2.0 TDI	105		09.09	PR: 1KE								
2.0 TDI	110		05.13	PR: 1KE									
2.0 TDI	120		10.08	PR: 1KE									
2.0 TDI	125		08.08	PR: 1KE									
2.0 TDI	130		07.11	PR: 1KE									
2.0 TDI quattro	124		10.08	PR: 1KE									
2.0 TDI quattro	125		08.08	PR: 1KE									
2.0 TDI quattro	130		12.11	PR: 1KE									
2.0 TFSI	132		11.08	PR: 1KE									
2.0 TFSI	155		06.08	PR: 1KE									
2.0 TFSI	165		05.13	PR: 1KE									
2.0 TFSI quattro	155		06.08	PR: 1KE									
2.0 TFSI quattro	165		05.13	PR: 1KE									
2.7 TDI	120		09.07	PR: 1KE									
2.7 TDI	140		05.07	PR: 1KE									
3.0 TDI	150		07.11	PR: 1KE									
3.0 TDI quattro	155		03.08	PR: 1KE									
3.0 TDI quattro	176		05.07	PR: 1KE									
3.0 TDI quattro	180		07.11	PR: 1KE									
3.0 TFSI quattro	200		12.11	PR: 1KE									
3.2 FSI	195		05.07	PR: 1KE									
3.2 FSI quattro	195		05.07	PR: 1KE									
					13.0470-2747.2	LD2747		24606 17,4 +/Zub/S LUC					
					13.0460-0023.2	610023		24606 17,4 +/Zub/S LUC					
								Einbausatz					



AUDI A5 / A5 Sportback (07-)

	RS 5	331	03.10	PR: GP1	13.0460-2748.2	602748		24606 17,4 +/Zub/S	LUC
	S5 quattro	245	01.10	10.10 PR: 1KE	13.0470-2748.2	LD2748		24606 17,4 +/Zub/S	LUC
	S5 quattro	260	05.07	10.10 PR: 1KE	13.0460-0023.2	610023		Einbausatz	
	1.8 TFSI	118	05.09	PR: 1KP	13.0460-2748.2	602748		24606 17,4 +/Zub/S	LUC
	1.8 TFSI	125	10.07	PR: 1KP	13.0470-2748.2	LD2748		24606 17,4 +/Zub/S	LUC
	2.0 TDI	105	09.09	PR: 1KP					
	2.0 TDI	110	05.13	PR: 1KP					
	2.0 TDI	120	10.08	PR: 1KP					
	2.0 TDI	125	08.08	PR: 1KP					
	2.0 TDI	130	07.11	PR: 1KP					
	2.0 TDI quattro	124	10.08	PR: 1KP					
	2.0 TDI quattro	125	08.08	PR: 1KP					
	2.0 TDI quattro	130	12.11	PR: 1KP					
	2.0 TFSI	132	11.08	PR: 1KP					
	2.0 TFSI	155	06.08	PR: 1KP					
	2.0 TFSI	165	05.13	PR: 1KP					
	2.0 TFSI quattro	155	06.08	PR: 1KP					
	2.0 TFSI quattro	165	05.13	PR: 1KP					
	2.7 TDI	120	09.07	PR: 1KP					
	2.7 TDI	140	05.07	PR: 1KP					
	3.0 TDI	150	07.11	PR: 1KP					
	3.0 TDI quattro	155	03.08	PR: 1KP					
	3.0 TDI quattro	176	05.07	PR: 1KP					
	3.0 TDI quattro	180	07.11	PR: 1KP					
	3.0 TFSI quattro	200	12.11	PR: 1KP					
	3.2 FSI	195	05.07	PR: 1KP					
	3.2 FSI quattro	195	05.07	PR: 1KP					
	RS 5	331	03.10	PR: 1KP					
	S5 quattro	245	11.10	PR: 1KE,1KP					
	S5 quattro	260	11.10	PR: 1KE,1KP					
	1.8 TFSI	118	05.09	PR: 1KW,2EH	24.0112-0178.1	412178		300 12,0 10,0 +S +B	
	1.8 TFSI	125	10.07	PR: 1KW,2EH					
	2.0 TDI	105	09.09	PR: 1KW,2EH					
	2.0 TDI	110	05.13	PR: 1KW,2EH					
	2.0 TDI	120	10.08	PR: 1KW,2EH					
	2.0 TDI	125	08.08	PR: 1KW,2EH					
	2.0 TDI	130	07.11	PR: 1KW,2EH					
	2.0 TDI quattro	124	10.08	PR: 1KW,2EH					
	2.0 TDI quattro	125	08.08	PR: 1KW,2EH					
	2.0 TDI quattro	130	12.11	PR: 1KW,2EH					
	2.0 TFSI	132	11.08	PR: 1KW,2EH					
	2.0 TFSI	155	06.08	PR: 1KW,2EH					
	2.0 TFSI	165	05.13	PR: 1KW,2EH					
	2.0 TFSI quattro	155	06.08	PR: 1KW,2EH					
	2.0 TFSI quattro	165	05.13	PR: 1KW,2EH					
	2.7 TDI	120	09.07	PR: 1KW,2EH					
	2.7 TDI	140	05.07	PR: 1KW,2EH					
	3.0 TDI	150	07.11	PR: 1KW,2EH					
3.0 TDI quattro	155	03.08	PR: 1KW,2EH						
3.0 TDI quattro	176	05.07	PR: 1KW,2EH						
3.0 TDI quattro	180	07.11	PR: 1KW,2EH						
3.0 TFSI quattro	200	12.11	PR: 1KW,2EH						
3.2 FSI	195	05.07	PR: 1KW,2EH						
3.2 FSI quattro	195	06.07	PR: 1KW,2EH						
	1.8 TFSI	118	05.09	PR: 1KE	24.0122-0250.1	422250		330 22,0 20,0 VL +S +B	
	1.8 TFSI	125	10.07	PR: 1KE					
	2.0 TDI	105	09.09	PR: 1KE					
	2.0 TDI	110	05.13	PR: 1KE					
	2.0 TDI	120	10.08	PR: 1KE					
	2.0 TDI	125	08.08	PR: 1KE					
	2.0 TDI	130	07.11	PR: 1KE					
	2.0 TDI quattro	124	10.08	PR: 1KE					
	2.0 TDI quattro	125	08.08	PR: 1KE					
	2.0 TFSI	132	11.08	PR: 1KE					
	2.0 TFSI	155	06.08	PR: 1KE					
	2.0 TFSI	165	05.13	PR: 1KE					
	2.0 TFSI quattro	155	06.08	PR: 1KE					
	2.0 TFSI quattro	165	05.13	PR: 1KE					
	2.7 TDI	120	09.07	PR: 1KE					
	2.7 TDI	140	05.07	PR: 1KE					
	3.0 TDI	150	07.11	PR: 1KE					
	3.0 TDI quattro	155	03.08	PR: 1KE					
3.0 TDI quattro	176	05.07	PR: 1KE						
3.0 TDI quattro	180	07.11	PR: 1KE						
3.2 FSI	195	05.07	PR: 1KE						
3.2 FSI quattro	195	05.07	PR: 1KE						
S5 quattro	245	01.10	10.10 PR: 1KE						
S5 quattro	260	05.07	10.10 PR: 1KE						
	1.8 TFSI	118	05.09	PR: 1KP	24.0122-0272.1	422272		330 21,9 20,0 VL +S +B	
	1.8 TFSI	125	10.07	PR: 1KP					
	2.0 TDI	105	09.09	PR: 1KP					
	2.0 TDI	110	05.13	PR: 1KP					
	2.0 TDI	120	10.08	PR: 1KP					
	2.0 TDI	125	08.08	PR: 1KP					
	2.0 TDI	130	07.11	PR: 1KP					
	2.0 TDI quattro	124	10.08	PR: 1KP					
	2.0 TDI quattro	125	08.08	PR: 1KP					



AUDI A5 / A5 Sportback (07-)

	2.0 TFSI	132		11.08	PR: 1KP	24.0122-0272.1	422272		330 21,9 20,0 VL +S +B
	2.0 TFSI	155		06.08	PR: 1KP				
	2.0 TFSI	165		05.13	PR: 1KP				
	2.0 TFSI quattro	155		06.08	PR: 1KP				
	2.0 TFSI quattro	165		05.13	PR: 1KP				
	2.7 TDI	120		09.07	PR: 1KP				
	2.7 TDI	140		05.07	PR: 1KP				
	3.0 TDI	150		07.11	PR: 1KP				
	3.0 TDI quattro	155		03.08	PR: 1KP				
	3.0 TDI quattro	176		05.07	PR: 1KP				
	3.0 TDI quattro	180		07.11	PR: 1KP				
	3.2 FSI	195		05.07	PR: 1KP				
	3.2 FSI quattro	195		05.07	PR: 1KP				
	S5 quattro	245		11.10	PR: 1KE,1KP				
	S5 quattro	260		11.10	PR: 1KE,1KP				





AUDI A5 Cabrio (09-)

	1.8 TFSI	118		09.09	PR: 1LT	13.0460-7256.2	607256		24705 19,8 +/WK ATE
	1.8 TFSI	125		07.11	PR: 1LT	13.0470-7256.2	LD7256		24705 19,8 +/WK ATE
	2.0 TDI	105		11.11	PR: 1LT				
	2.0 TDI	110		05.13	PR: 1LT				
	2.0 TDI	120		05.09	PR: 1LT				
	2.0 TDI	125		05.09	PR: 1LT				
	2.0 TDI	130		07.11	PR: 1LT				
	2.0 TDI quattro	130		01.12	PR: 1LT				
	2.0 TFSI	132		03.09	PR: 1LT				
	2.0 TFSI	155		03.09	PR: 1LT				
	2.0 TFSI	165		05.13	PR: 1LT				
	2.0 TFSI quattro	155		03.09	PR: 1LT				
	2.0 TFSI quattro	165		05.13	PR: 1LT				
	2.7 TDI	120		05.09	PR: 1LT				
	2.7 TDI	140		03.09	PR: 1LT				
	3.0 TDI	150		07.11	PR: 1LT				
	3.0 TDI quattro	176		03.09	PR: 1LT				
	3.0 TDI quattro	180		07.11	PR: 1LT				
	3.0 TFSI quattro	200		11.11	PR: 1LT				
	3.2 FSI	195		03.09	PR: 1LT				
	3.2 FSI quattro	195		03.09	PR: 1LT				
	1.8 TFSI	118		09.09	PR: 1LA,1LB,1LD	13.0460-2746.2	602746		24743 19,2 +/WK/S LUC
	1.8 TFSI	125		07.11	PR: 1LA,1LB,1LD	13.0470-2746.2	LD2746		24743 19,2 +/WK/S LUC
	2.0 TDI	105		11.11	PR: 1LA,1LB,1LD,1LJ				
	2.0 TDI	110		05.13	PR: 1LA,1LB,1LD				
	2.0 TDI	120		05.09	PR: 1LA,1LB,1LD				
	2.0 TDI	125		05.09	PR: 1LA,1LB,1LD				
	2.0 TDI	130		07.11	PR: 1LA,1LB,1LD				
	2.0 TDI quattro	130		01.12	PR: 1LA,1LB,1LD,1LJ				
	2.0 TFSI	132		03.09	PR: 1LA,1LB,1LD				
	2.0 TFSI	155		03.09	PR: 1LA,1LB,1LD				
	2.0 TFSI	165		05.13	PR: 1LA,1LB,1LD				
	2.0 TFSI quattro	155		03.09	PR: 1LA,1LB,1LD				
	2.0 TFSI quattro	165		05.13	PR: 1LA,1LB,1LD				
	2.7 TDI	120		05.09	PR: 1LA,1LB,1LD				
	2.7 TDI	140		03.09	PR: 1LA,1LB,1LD				
	3.0 TDI	150		07.11	PR: 1LA,1LB,1LD				
	3.0 TDI quattro	176		03.09	PR: 1LA,1LB,1LD				
	3.0 TDI quattro	180		07.11	PR: 1LA,1LB,1LD				
	3.0 TFSI quattro	200		11.11	PR: 1LA,1LB,1LD,1LJ				
	3.2 FSI	195		03.09	PR: 1LA,1LB,1LD				
	3.2 FSI quattro	195		03.09	PR: 1LA,1LB,1LD				
	S5	245		04.09	PR: 1ZT,1LD	13.0460-2746.2	602746		24743 19,2 +/WK/S LUC
	S5	245		07.11	PR: 1LJ	13.0460-2746.2	602746		24743 19,2 +/WK/S LUC
	1.8 TFSI	118		09.09	PR: 1LT	24.0125-0184.1	425184		314 25,0 23,0 VL +S +B
	1.8 TFSI	125		07.11	PR: 1LT				
	2.0 TDI	105		11.11	PR: 1LT				
	2.0 TDI	110		05.13	PR: 1LT				
	2.0 TDI	120		05.09	PR: 1LT				
	2.0 TDI	125		05.09	PR: 1LT				
	2.0 TDI	130		07.11	PR: 1LT				
	2.0 TDI quattro	130		01.12	PR: 1LT				
	2.0 TFSI	132		03.09	PR: 1LT				
	2.0 TFSI	155		03.09	PR: 1LT				
	2.0 TFSI	165		05.13	PR: 1LT				
	2.0 TFSI quattro	155		03.09	PR: 1LT				
	2.0 TFSI quattro	165		05.13	PR: 1LT				
	2.7 TDI	120		05.09	PR: 1LT				
	2.7 TDI	140		03.09	PR: 1LT				
	3.0 TDI	150		07.11	PR: 1LT				
	3.0 TDI quattro	176		03.09	PR: 1LT				
	3.0 TDI quattro	180		07.11	PR: 1LT				
	3.0 TFSI quattro	200		11.11	PR: 1LT				
	3.2 FSI	195		03.09	PR: 1LT				
	3.2 FSI quattro	195		03.09	PR: 1LT				
	1.8 TFSI	118		09.09	06.11 PR: 1LA,1LB	24.0130-0193.1	430193		320 30,0 28,0 VL +S +B
	2.0 TDI	120		05.09	06.11 PR: 1LA,1LB				
	2.0 TDI	125		05.09	06.11 PR: 1LA,1LB				
	2.0 TFSI	132		03.09	06.11 PR: 1LA,1LB				
	2.0 TFSI	155		03.09	06.11 PR: 1LA,1LB				










AUDI A5 Cabrio (09-)											
	2.0 TFSI quattro	155		03.09	06.11	PR: 1LA,1LB	24.0130-0193.1	430193		320 30,0 28,0 V L +S +B	
	2.7 TDI	120		05.09	06.11	PR: 1LA,1LB					
	2.7 TDI	140		03.09	06.11	PR: 1LA,1LB					
	3.0 TDI quattro	176		03.09	06.11	PR: 1LA,1LB					
	3.2 FSI	195		03.09	06.11	PR: 1LA,1LB					
	3.2 FSI quattro	195		03.09	06.11	PR: 1LA,1LB					
	1.8 TFSI	118		07.11		PR: 1LA,1LB					
	1.8 TFSI	125		07.11		PR: 1LA,1LB					
	2.0 TDI	105		11.11		PR: 1LA,1LB					
	2.0 TDI	110		05.13		PR: 1LA,1LB					
	2.0 TDI	120		07.11		PR: 1LA,1LB					
	2.0 TDI	125		07.11		PR: 1LA,1LB					
	2.0 TDI	130		07.11		PR: 1LA,1LB					
	2.0 TDI quattro	130		01.12		PR: 1LA,1LB					
	2.0 TFSI	132		07.11		PR: 1LA,1LB					
2.0 TFSI	155		07.11		PR: 1LA,1LB						
2.0 TFSI	165		05.13		PR: 1LA,1LB						
2.0 TFSI quattro	155		07.11		PR: 1LA,1LB						
2.0 TFSI quattro	165		05.13		PR: 1LA,1LB						
2.7 TDI	120		07.11		PR: 1LA,1LB						
2.7 TDI	140		07.11		PR: 1LA,1LB						
3.0 TDI	150		07.11		PR: 1LA,1LB						
3.0 TDI quattro	176		07.11		PR: 1LA,1LB						
3.0 TDI quattro	180		07.11		PR: 1LA,1LB						
3.0 TFSI quattro	200		11.11		PR: 1LA,1LB						
3.2 FSI	195		07.11		PR: 1LA,1LB						
3.2 FSI quattro	195		07.11		PR: 1LA,1LB						
	1.8 TFSI	118		09.09		PR: 1LJ	24.0129-0102.1	429102		345 29,5 28,0 V L +S +B	
	1.8 TFSI	125		07.11		PR: 1LJ					
	2.0 TDI	110		05.13		PR: 1LJ					
	2.0 TDI	120		05.09		PR: 1LJ					
	2.0 TDI	125		05.09		PR: 1LJ					
	2.0 TDI	130		07.11		PR: 1LJ					
	2.0 TFSI	132		03.09		PR: 1LJ					
	2.0 TFSI	155		03.09		PR: 1LJ					
	2.0 TFSI	165		05.13		PR: 1LJ					
	2.0 TFSI quattro	155		03.09		PR: 1LJ					
	2.0 TFSI quattro	165		05.13		PR: 1LJ					
	2.7 TDI	120		05.09		PR: 1LJ					
	2.7 TDI	140		03.09		PR: 1LJ					
	3.0 TDI	150		07.11		PR: 1LJ					
	3.0 TDI quattro	176		03.09		PR: 1LJ					
3.0 TDI quattro	180		07.11		PR: 1LJ						
3.2 FSI	195		03.09		PR: 1LJ						
3.2 FSI quattro	195		03.09		PR: 1LJ						
S5	245		04.09	06.11	PR: 1LJ						
	1.8 TFSI	118		09.09		PR: 1LD	24.0130-0222.1	430222		345 30,0 28,0 V L +S +B	
	1.8 TFSI	125		07.11		PR: 1LD					
	2.0 TDI	105		11.11		PR: 1LD,1LJ					
	2.0 TDI	110		05.13		PR: 1LD					
	2.0 TDI	120		05.09		PR: 1LD					
	2.0 TDI	125		05.09		PR: 1LD					
	2.0 TDI	130		07.11		PR: 1LD					
	2.0 TDI quattro	130		01.12		PR: 1LD,1LJ					
	2.0 TFSI	132		03.09		PR: 1LD					
	2.0 TFSI	155		03.09		PR: 1LD					
	2.0 TFSI	165		05.13		PR: 1LD					
	2.0 TFSI quattro	155		03.09		PR: 1LD					
	2.0 TFSI quattro	165		05.13		PR: 1LD					
	2.7 TDI	120		05.09		PR: 1LD					
	2.7 TDI	140		03.09		PR: 1LD					
3.0 TDI	150		07.11		PR: 1LD						
3.0 TDI quattro	176		03.09		PR: 1LD						
3.0 TDI quattro	180		07.11		PR: 1LD						
3.0 TFSI quattro	200		11.11		PR: 1LD,1LJ						
3.2 FSI	195		03.09		PR: 1LD						
3.2 FSI quattro	195		03.09		PR: 1LD						
S5	245		07.11		PR: 1ZT,1LD,1LJ						
	1.8 TFSI	118		09.09		PR: 1KW,2EH	13.0460-2747.2	602747	elektrische Feststellbremse ¹⁾	24606 17,4 +/Zub/S	LUC
	1.8 TFSI	125		07.11		PR: 1KW,2EH					
	2.0 TDI	105		11.11		PR: 1KW,2EH					
	2.0 TDI	110		05.13		PR: 1KW,2EH					
	2.0 TDI	120		05.09		PR: 1KW,2EH					
	2.0 TDI	125		05.09		PR: 1KW,2EH					
	2.0 TDI	130		07.11		PR: 1KW,2EH					
	2.0 TDI quattro	130		01.12		PR: 1KW,2EH					
	2.0 TFSI	132		03.09		PR: 1KW,2EH					
	2.0 TFSI	155		03.09		PR: 1KW,2EH					
	2.0 TFSI	165		05.13		PR: 1KW,2EH					
	2.0 TFSI quattro	155		03.09		PR: 1KW,2EH					
	2.0 TFSI quattro	165		05.13		PR: 1KW,2EH					
	2.7 TDI	120		05.09		PR: 1KW,2EH					
	2.7 TDI	140		03.09		PR: 1KW,2EH					
3.0 TDI	150		07.11		PR: 1KW,2EH						
3.0 TDI quattro	176		03.09		PR: 1KW,2EH						
3.0 TDI quattro	180		07.11		PR: 1KW,2EH						
3.0 TFSI quattro	200		11.11		PR: 1KW,2EH						

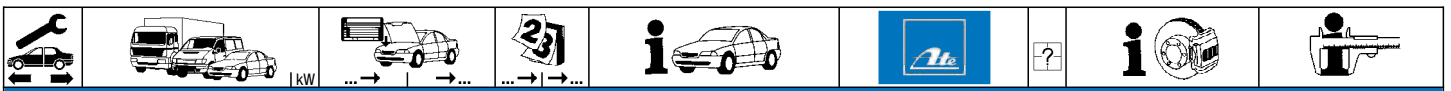
¹⁾ electric parking brake / fr.di stazionamento elettrico / frein à main électrique / freno de mano eléctrico

AUDI A5 Cabrio (09-)											
	3.2 FSI	195	03.09	PR: 1KW,2EH	13.0460-2747.2	602747	elektrische Feststellbremse ¹⁾	24606 17,4 +/Zub/S	LUC		
	3.2 FSI quattro	195	03.09	PR: 1KW,2EH	13.0470-2747.2	LD2747	elektrische Feststellbremse ¹⁾	24606 17,4 +/Zub/S	LUC		
	1.8 TFSI	118	09.09	PR: 1KE,1KP	13.0460-2748.2	602748	elektrische Feststellbremse ¹⁾	24606 17,4 +/Zub/S	LUC		
	1.8 TFSI	125	07.11	PR: 1KE,1KP	13.0470-2748.2	LD2748	elektrische Feststellbremse ¹⁾	24606 17,4 +/Zub/S	LUC		
	2.0 TDI	105	11.11	PR: 1KE,1KP							
	2.0 TDI	110	05.13	PR: 1KE,1KP							
	2.0 TDI	120	05.09	PR: 1KE,1KP							
	2.0 TDI	125	05.09	PR: 1KE,1KP							
	2.0 TDI	130	07.11	PR: 1KE,1KP							
	2.0 TDI quattro	130	01.12	PR: 1KE,1KP							
	2.0 TFSI	132	03.09	PR: 1KE,1KP							
	2.0 TFSI	155	03.09	PR: 1KE,1KP							
	2.0 TFSI	165	05.13	PR: 1KE,1KP							
	2.0 TFSI quattro	155	03.09	PR: 1KE,1KP							
	2.0 TFSI quattro	165	05.13	PR: 1KE,1KP							
	2.7 TDI	120	05.09	PR: 1KE,1KP							
	2.7 TDI	140	03.09	PR: 1KE,1KP							
	3.0 TDI	150	07.11	PR: 1KE,1KP							
	3.0 TDI quattro	176	03.09	PR: 1KE,1KP							
	3.0 TDI quattro	180	07.11	PR: 1KE,1KP							
3.0 TFSI quattro	200	11.11	PR: 1KE,1KP								
3.2 FSI	195	03.09	PR: 1KE,1KP								
3.2 FSI quattro	195	03.09	PR: 1KE,1KP								
S5	245	04.09	PR: 1KE,1KP								
	1.8 TFSI	118	09.09	PR: 1KW,2EH	24.0112-0178.1	412178	elektrische Feststellbremse ¹⁾	300 12,0 10,0 +S +B			
	1.8 TFSI	125	07.11	PR: 1KW,2EH							
	2.0 TDI	105	11.11	PR: 1KW,2EH							
	2.0 TDI	110	05.13	PR: 1KW,2EH							
	2.0 TDI	120	05.09	PR: 1KW,2EH							
	2.0 TDI	125	05.09	PR: 1KW,2EH							
	2.0 TDI	130	07.11	PR: 1KW,2EH							
	2.0 TDI quattro	130	01.12	PR: 1KW,2EH							
	2.0 TFSI	132	03.09	PR: 1KW,2EH							
	2.0 TFSI	155	03.09	PR: 1KW,2EH							
	2.0 TFSI	165	05.13	PR: 1KW,2EH							
	2.0 TFSI quattro	155	03.09	PR: 1KW,2EH							
	2.0 TFSI quattro	165	05.13	PR: 1KW,2EH							
	2.7 TDI	120	05.09	PR: 1KW,2EH							
	2.7 TDI	140	03.09	PR: 1KW,2EH							
	3.0 TDI	150	07.11	PR: 1KW,2EH							
	3.0 TDI quattro	176	03.09	PR: 1KW,2EH							
	3.0 TDI quattro	180	07.11	PR: 1KW,2EH							
	3.0 TFSI quattro	200	11.11	PR: 1KW,2EH							
	3.2 FSI	195	03.09	PR: 1KW,2EH							
3.2 FSI quattro	195	03.09	PR: 1KW,2EH								
	1.8 TFSI	118	09.09	PR: 1KE	24.0122-0250.1	422250	elektrische Feststellbremse ¹⁾	330 22,0 20,0 V L +S +B			
	1.8 TFSI	125	07.11	PR: 1KE							
	2.0 TDI	105	11.11	PR: 1KE							
	2.0 TDI	110	05.13	PR: 1KE							
	2.0 TDI	120	05.09	PR: 1KE							
	2.0 TDI	125	05.09	PR: 1KE							
	2.0 TDI	130	07.11	PR: 1KE							
	2.0 TDI quattro	130	01.12	PR: 1KE							
	2.0 TFSI	132	03.09	PR: 1KE							
	2.0 TFSI	155	03.09	PR: 1KE							
	2.0 TFSI	165	05.13	PR: 1KE							
	2.0 TFSI quattro	155	03.09	PR: 1KE							
	2.0 TFSI quattro	165	05.13	PR: 1KE							
	2.7 TDI	120	05.09	PR: 1KE							
	2.7 TDI	140	03.09	PR: 1KE							
	3.0 TDI	150	07.11	PR: 1KE							
	3.0 TDI quattro	176	03.09	PR: 1KE							
	3.0 TDI quattro	180	07.11	PR: 1KE							
	3.0 TFSI quattro	200	11.11	PR: 1KE							
	3.2 FSI	195	03.09	PR: 1KE							
3.2 FSI quattro	195	03.09	PR: 1KE								
S5	245	04.09	10.10 PR: 1KE								
	1.8 TFSI	118	09.09	PR: 1KP	24.0122-0272.1	422272	elektrische Feststellbremse ¹⁾	330 21,9 20,0 V L +S +B			
	1.8 TFSI	125	07.11	PR: 1KP							
	2.0 TDI	105	11.11	PR: 1KE,1KP							
	2.0 TDI	110	05.13	PR: 1KP							
	2.0 TDI	120	05.09	PR: 1KP							
	2.0 TDI	125	05.09	PR: 1KP							
	2.0 TDI	130	07.11	PR: 1KP							
	2.0 TDI quattro	130	01.12	PR: 1KE,1KP							
	2.0 TFSI	132	03.09	PR: 1KP							
	2.0 TFSI	155	03.09	PR: 1KP							
	2.0 TFSI	165	05.13	PR: 1KP							
	2.0 TFSI quattro	155	03.09	PR: 1KP							
	2.0 TFSI quattro	165	05.13	PR: 1KP							
	2.7 TDI	120	05.09	PR: 1KP							
	2.7 TDI	140	03.09	PR: 1KP							
	3.0 TDI	150	07.11	PR: 1KP							
	3.0 TDI quattro	176	03.09	PR: 1KP							
	3.0 TDI quattro	180	07.11	PR: 1KP							
	3.0 TFSI quattro	200	11.11	PR: 1KE,1KP							
	3.2 FSI	195	03.09	PR: 1KP							

¹⁾ electric parking brake / fr.di stazionamento elettrico / frein à main électrique / freno de mano eléctrico

AUDI A5 Cabrio (09-)										
	3.2 FSI quattro S5	195 245		03.09 11.10	PR: 1KP PR: 1KE,1KP	24.0122-0272.1	422272		elektrische Feststellbremse ¹⁾	330 21,9 20,0 V L +S +B
AUDI A6 / A6 Avant (4A/C4) (94-97)										
	1.8 1.8 quattro 1.9 TDI 2.0 2.0 16V 2.0 quattro 2.3 2.3 quattro 2.5 TDI 2.5 TDI quattro 2.6 2.6 quattro 2.8 2.8 2.8 quattro			10.95 10.95 06.94 06.94 06.94 06.94 06.94 08.94 06.94 07.95 06.94 06.94 06.94 06.94 10.95 06.94	12.97 12.97 12.97 12.97 12.97 12.97 12.95 12.95 12.97 12.97 12.97 12.97 12.97 12.97 12.97 12.97	13.0460-7050.2	607050			20678 19,5 +/WK ATE
	S6 2.2 S6 4.2 S6 4.2 plus	169 213 235		06.94 09.94 06.96	12.97 12.97 12.97	13.0460-2717.2	602717			21452 18,5 +/WK/S LUC
	1.8 1.8 quattro 1.9 TDI 2.0 2.0 16V 2.0 quattro 2.3 2.3 quattro 2.5 TDI			10.95 10.95 06.94 06.94 06.94 06.94 06.94 08.94 06.94	12.97 12.97 12.97 12.97 12.97 12.97 12.95 12.95 12.97	24.0115-0105.1 24.0315-0105.1	415105 515105			288 15,0 13,0 L +B 288 15,0 13,0 L +B PD
	2.5 TDI 2.5 TDI quattro 2.6 2.6 quattro 2.8 2.8 2.8 quattro	85 103		10.94 07.95 06.94 06.94 06.94 10.95 06.94	12.97 12.97 12.97 12.97 12.97 12.97 12.97	24.0125-0105.1 24.0325-0105.1	425105 525105			288 25,0 23,0 V L +B 288 25,0 23,0 V L +B PD
	S6 2.2 S6 4.2 S6 4.2 plus	169 213 235		06.94 09.94 06.96	12.97 12.97 12.97	24.0130-0104.1	430104			314 30,0 28,0 V L +B
				06.96	12.97	24.0130-0183.1	430183			323 30,0 28,0 V +B
	1.8 1.8 quattro 1.9 TDI 2.0 2.0 16V 2.0 quattro 2.3 2.3 quattro 2.5 TDI 2.5 TDI quattro 2.6 2.6 quattro 2.8 2.8 2.8 quattro S6 2.2 S6 4.2 S6 4.2 plus			10.95 10.95 06.94 06.94 06.94 06.94 06.94 08.94 06.94 07.95 06.94 06.94 06.94 06.94 10.95 06.94 09.94 06.96	12.97 12.97 12.97 12.97 12.97 12.97 12.95 12.95 12.97 12.97 12.97 12.97 12.97 12.97 12.97 12.97 12.97	13.0460-3602.2	603602			21144 15,8 /S LUC
	1.8 1.8 quattro 1.9 TDI 2.0 2.0 16V 2.0 quattro 2.3 2.3 quattro 2.5 TDI 2.5 TDI quattro 2.6 2.6 quattro 2.8 2.8 2.8 quattro			10.95 10.95 06.94 06.94 06.94 06.94 06.94 08.94 06.94 07.95 06.94 06.94 06.94 06.94 10.95 06.94	12.97 12.97 12.97 12.97 12.97 12.97 12.95 12.95 12.97 12.97 12.97 12.97 12.97 12.97 12.97	24.0110-0201.1 24.0310-0201.1	410201 510201			245 10,0 8,0 +B 245 10,0 8,0 +B PD
	S6 2.2 S6 4.2 S6 4.2 plus	169 213 235		06.94 09.94 06.96	12.97 12.97 12.97	24.0120-0172.1	420172			269 19,9 18,0 V L
AUDI A6 / A6 Avant (4B/C5) (97-05)										
	1.8 1.8 T 1.8 T 1.8 T quattro 1.9 TDI 2.0			04.97 04.97 12.97 04.97 04.97 08.01	01.05 01.05 01.05 01.05 01.05 01.05	13.0460-7110.2 13.0470-7110.2	607110 LD7110		PR: 1LB,1LE,1LF,1LT	23018 20,3 +/WK ATE 23018 20,3 +/WK ATE
										

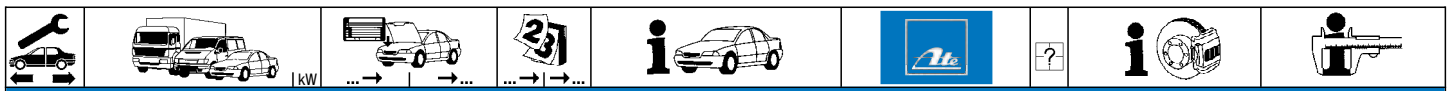
¹⁾ electric parking brake / fr.di stazionamento elettrico / frein à main électrique / freno de mano eléctrico



AUDI A6 / A6 Avant (4B/C5) (97-05)

	2.4	100		07.98	01.05		13.0460-7110.2	607110		23018 20,3 +/WK	ATE	
	2.4	115		04.97	01.05		13.0470-7110.2	LD7110		23018 20,3 +/WK	ATE	
	2.4	121		04.97	01.05							
	2.4 quattro			04.97	01.05	PR: 1LB,1LE,1LF,1LT						
	2.5 TDI	110		04.97	01.05							
	2.5 TDI	120		07.02	01.05	PR: 1LB,1LE,1LF,1LT						
	2.5 TDI	132		02.00	01.05	PR: 1LB,1LE,1LF,1LT						
	2.5 TDI quattro			07.97	01.05	PR: 1LB,1LE,1LF,1LT						
	2.8			04.97	01.05							
	2.8 quattro			04.97	01.05	PR: 1LB,1LE,1LF,1LT						
2.7 T			4B-X-060000	03.98			13.0460-2701.2	602701		21454 17,0 +/WK/S	LUC	
2.7 T quattro			4B-X-060000	10.97								
2.7 T		4B-X-060001			01.05		13.0460-2875.2	602875		23280 17,5 +/WK	LUC	
2.7 T quattro		4B-X-060001			01.05							
4.2 quattro				11.98	01.05							
S6 4.2				09.99	01.05							
1.8 T quattro				06.01	01.05	PR: 1LG,1LA	13.0460-7166.2	607166		23762 20,4 +/WK	ATE	
2.4 quattro				06.01	01.05	PR: 1LG,1LA	13.0470-7166.2	LD7166		23762 20,4 +/WK	ATE	
2.5 TDI	120			07.02	01.05	PR: 1LG,1LA						
2.5 TDI	132			02.00	01.05	PR: 1LG,1LA						
2.5 TDI quattro				06.01	01.05	PR: 1LG,1LA						
3.0				06.01	01.05	PR: 1LG,1LA						
3.0 quattro				06.01	01.05	PR: 1LG,1LA						
	1.8			04.97	01.05	PR: 1LB,1LE	24.0125-0105.1	425105		288 25,0 23,0 V L +B		
	1.8 T	110		04.97	01.05	PR: 1LB,1LE	24.0325-0105.1	525105		288 25,0 23,0 V L +B PD		
	1.8 T	132		12.97	01.05	PR: 1LB,1LE						
	1.8 T quattro			04.97	01.05	PR: 1LB,1LE						
	1.9 TDI			04.97	01.05	PR: 1LB,1LE						
	2.0			08.01	01.05	PR: 1LB,1LE						
	2.4	100		07.98	01.05	PR: 1LB,1LE						
	2.4	115		04.97	01.05	PR: 1LB,1LE						
	2.4	121		04.97	01.05	PR: 1LB,1LE						
	2.4 quattro			04.97	01.05	PR: 1LB,1LE						
	2.5 TDI	110		04.97	01.05	PR: 1LB,1LE						
	2.5 TDI	120		07.02	01.05	PR: 1LB,1LE						
	2.5 TDI	132		02.00	01.05	PR: 1LB,1LE						
	2.5 TDI quattro			07.97	01.05	PR: 1LB,1LE						
	2.8			04.97	01.05	PR: 1LB,1LE						
	2.8 quattro			04.97	01.05	PR: 1LB,1LE						
	1.8				04.97	01.05	PR: 1LF,1LT	24.0125-0137.1	425137		312 25,0 23,0 V L +B	
	1.8 T	110			04.97	01.05	PR: 1LF,1LT	24.0325-0137.1	525137		312 25,0 23,0 V L +B PD	
	1.8 T	132			12.97	01.05	PR: 1LF,1LT					
	1.8 T quattro				04.97	01.05	PR: 1LF,1LT					
1.9 TDI				04.97	01.05	PR: 1LF,1LT						
2.0				08.01	01.05	PR: 1LF,1LT						
2.4	100			07.98	01.05	PR: 1LF,1LT						
2.4	115			04.97	01.05	PR: 1LF,1LT						
2.4	121			04.97	01.05	PR: 1LF,1LT						
2.4 quattro				04.97	01.05	PR: 1LF,1LT						
2.5 TDI	110			04.97	01.05	PR: 1LF,1LT						
2.5 TDI	120			07.02	01.05	PR: 1LF,1LT						
2.5 TDI	132			02.00	01.05	PR: 1LF,1LT						
2.5 TDI quattro				07.97	01.05	PR: 1LF,1LT						
2.8				04.97	01.05	PR: 1LF,1LT						
2.8 quattro				04.97	01.05	PR: 1LF,1LT						
1.8 T	110			04.97	01.05	PR: 1LG,1LA	24.0130-0113.1	430113		320 30,0 28,0 V L +B		
1.8 T quattro				06.01	01.05	PR: 1LG,1LA	24.0330-0113.1	530113		320 30,0 28,0 V L +B PD		
2.4 quattro				06.01	01.05	PR: 1LG,1LA						
2.5 TDI	110			04.97	01.05	PR: 1LG,1LA						
2.5 TDI	120			07.02	01.05	PR: 1LG,1LA						
2.5 TDI	132			02.00	01.05	PR: 1LG,1LA						
2.5 TDI quattro				06.01	01.05	PR: 1LG,1LA						
2.7 T				03.98	01.05							
2.7 T quattro				10.97	01.05							
3.0				06.01	01.05							
3.0 quattro				06.01	01.05							
4.2 quattro				11.98	01.05		24.0130-0174.1	430174		321 30,0 28,0 V L +B		
S6 4.2				09.99	01.05							
	1.8			04.97	05.01		13.0460-2820.2	602820		20961 17,2 /S	LUC	
	1.8 T	110		04.97	05.01		13.0470-2820.2	LD2820		20961 17,2 /S	LUC	
	1.8 T	132		12.97	05.01		13.0460-0072.2	610072		Einbausatz	LUC	
	1.8 T quattro			04.97	05.01							
	1.9 TDI			04.97	05.01							
	2.4	100		07.98	05.01							
	2.4	115		04.97	05.01							
	2.4	121		04.97	05.01							
	2.4 quattro			04.97	05.01							
	2.5 TDI	110		04.97	05.01							
	2.5 TDI	132		02.00	05.01							
	2.5 TDI quattro			07.97	05.01							
	2.7 T			03.98	05.01							
	2.7 T quattro			10.97	05.01							
	2.8			04.97	05.01							
	2.8 quattro			04.97	05.01							
	4.2 quattro			11.98	05.01							
	S6 4.2			09.99	05.01							








AUDI A6 / A6 Avant (4B/C5) (97-05)

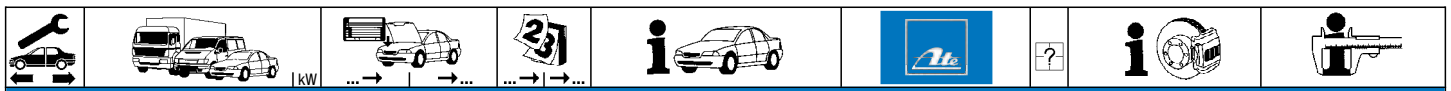
	1.8			06.01	01.05		13.0460-2886.2	602886		20961 16,2 /S	LUC	
	1.8 T	110		06.01	01.05		13.0470-2886.2	LD2886		20961 16,2 /S	LUC	
	1.8 T	132		06.01	01.05							
	1.8 T quattro			06.01	01.05							
	1.9 TDI			06.01	01.05							
	2.0			08.01	01.05							
	2.4	100		06.01	01.05							
	2.4	115		06.01	01.05							
	2.4	121		06.01	01.05							
	2.4 quattro			06.01	01.05							
	2.5 TDI	110		06.01	01.05							
	2.5 TDI	120		07.02	01.05							
	2.5 TDI	132		06.01	01.05							
	2.5 TDI quattro			06.01	01.05							
	2.7 T			06.01	01.05							
	2.7 T quattro			06.01	01.05							
	2.8			06.01	01.05							
	2.8 quattro			06.01	01.05							
	3.0			06.01	01.05							
	3.0 quattro			06.01	01.05							
4.2 quattro			06.01	01.05								
S6 4.2			06.01	01.05								
RS6 4.2			07.02	01.05		13.0460-2889.2	602889		23326 17,4 /WE/S	LUC		
	1.8			04.97	01.05		24.0110-0201.1	410201		245 10,0 8,0 +B		
	1.8 T	110		04.97	01.05		24.0310-0201.1	510201		245 10,0 8,0 +B PD		
	1.8 T	132		12.97	01.05							
	1.9 TDI			04.97	01.05							
	2.0			08.01	01.05							
	2.4	100		07.98	01.05							
	2.4	115		04.97	01.05							
	2.4	121		04.97	01.05							
	2.5 TDI	110		04.97	01.05							
	2.5 TDI	120		07.02	01.05							
	2.5 TDI	132		02.00	01.05							
	2.7 T			03.98	01.05							
	2.8			04.97	01.05							
	3.0			06.01	01.05							
	1.8 T Lim. quattro			4B-X-200000	04.97			24.0110-0258.1	410258		245 10,0 8,0 +B	
	2.4 Lim. quattro			4B-X-200000	04.97							
	2.5 TDI Lim. quattro			4B-X-200000	07.97							
	2.7 T Lim. quattro			4B-X-200000	10.97							
	2.8 Lim. quattro			4B-X-200000	04.97							
	3.0 Lim. quattro			4B-X-200000	06.01							
1.8 T quattro	4B-Y-000001			01.05	PR: ON1		24.0110-0258.1	410258		245 10,0 8,0 +B		
2.4 quattro	4B-Y-000001			01.05	PR: ON1							
2.5 TDI quattro	4B-Y-000001			01.05	PR: ON1							
2.7 T quattro	4B-Y-000001			01.05	PR: ON1							
2.8 quattro	4B-Y-000001			01.05	PR: ON1							
3.0 quattro	4B-Y-000001			01.05	PR: ON1							
1.8 T quattro			4B-X-200000	04.97		+ Avant	24.0110-0259.1	410259		255 10,0 8,0 +B		
2.4 quattro			4B-X-200000	04.97		+ Avant						
2.5 TDI quattro			4B-X-200000	07.97		+ Avant						
2.7 T quattro			4B-X-200000	10.97		+ Avant						
2.8 quattro			4B-X-200000	04.97		+ Avant						
3.0 quattro			4B-X-200000	06.01		+ Avant						
1.8 T quattro	4B-Y-000001			01.05	PR: ON5/ - Avant 1)		24.0110-0259.1	410259		255 10,0 8,0 +B		
2.4 quattro	4B-Y-000001			01.05	PR: ON5/ - Avant 1)							
2.5 TDI quattro	4B-Y-000001			01.05	PR: ON5/ - Avant 1)							
2.7 T quattro	4B-Y-000001			01.05	PR: ON5/ - Avant 1)							
2.8 quattro	4B-Y-000001			01.05	PR: ON5/ - Avant 1)							
3.0 quattro	4B-Y-000001			01.05	PR: ON5/ - Avant 1)							
1.8 T quattro				04.97	01.05	PR: ON6	24.0110-0260.1	410260		255 10,0 8,0 +B		
2.4 quattro				04.97	01.05	PR: ON6						
2.5 TDI quattro				07.97	01.05	PR: ON6						
2.7 T quattro				10.97	01.05	PR: ON6						
2.8 quattro				04.97	01.05	PR: ON6						
3.0 quattro				06.01	01.05	PR: ON6						
4.2 quattro				11.98	01.05		24.0122-0222.1	422222		269 22,0 20,0 V L +B		
S6 4.2				09.99	01.05							

AUDI A6 Allroad (00-05)

	2.5 TDI			05.00	07.05	PR: 1LA	13.0460-7166.2	607166		23762 20,4 +/WK	ATE
	2.7 T			05.00	07.05	PR: 1LA	13.0470-7166.2	LD7166		23762 20,4 +/WK	ATE
	4.2			07.02	07.05	PR: 1LA	13.0460-7166.2	607166		23762 20,4 +/WK	ATE
	2.5 TDI			05.00	07.05	PR: 1LX	13.0460-2875.2	602875		23280 17,5 +/WK	LUC
	2.7 T			05.00	07.05	PR: 1LX					
	4.2			07.02	07.05	PR: 1LX					
	2.5 TDI			05.00	07.05		24.0130-0113.1	430113		320 30,0 28,0 V L +B	
	2.7 T			05.00	07.05		24.0330-0113.1	530113		320 30,0 28,0 V L +B PD	
	4.2			07.02	07.05						
	2.5 TDI			05.00	07.05		13.0460-2886.2	602886		20961 16,2 /S	LUC
	2.7 T			05.00	07.05		13.0470-2886.2	LD2886		20961 16,2 /S	LUC
	4.2			07.02	07.05						

1) PR: ON5/ - Estate / PR: ON5/ - Station Wagon / PR: ON5/ - Break / PR: ON5/ - Break

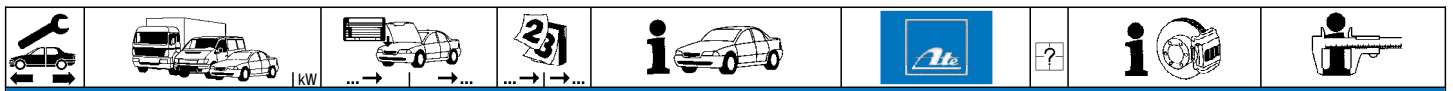
AUDI A6 Allroad (00-05)													
	2.5 TDI		05.00	07.05		24.0110-0260.1	410260					255 10,0 8,0 +B	
	2.7 T		05.00	07.05									
	4.2		07.02	07.05		24.0122-0203.1	422203					269 22,0 20,0 V L +B	
AUDI A6 (4F2/C6) Limousine (04-11)													
	2.0 TDI	100	06.05	03.11	PR: 1LT	13.0460-7110.2	607110					23018 20,3 +/WK	ATE
	2.0 TDI	103	07.04	03.11	PR: 1LT	13.0470-7110.2	LD7110					23018 20,3 +/WK	ATE
	2.0 TDI	103	10.08	03.11	PR: 1LT								
	2.0 TDI	103	10.08	03.11	PR: 1LT								
	2.0 TDI	125	10.08	03.11	PR: 1LT								
	2.0 TFSI	125	06.05	03.11	PR: 1LT								
	2.4	130	04.04	03.11	PR: 1LT								
	2.4 quattro	130	01.05	03.11	PR: 1LT								
	2.7 TDI	120	11.04	03.11	PR: 1LT								
	2.7 TDI	132	11.04	03.11	PR: 1LT								
	2.7 TDI quattro	120	06.05	03.11	PR: 1LT								
	2.7 TDI quattro	132	11.04	03.11	PR: 1LT								
	2.7 TDI quattro	140	10.08	03.11	PR: 1LT								
	2.8 FSI	140	10.08	03.11	PR: 1LT								
	2.8 FSI	154	11.06	03.11	PR: 1LT								
	2.8 FSI	162	10.08	03.11	PR: 1LT								
	2.8 FSI quattro	140	10.08	03.11	PR: 1LT								
	2.8 FSI quattro	154	04.07	03.11	PR: 1LT								
	2.8 FSI quattro	162	10.08	03.11	PR: 1LT								
	3.0	160	04.04	03.11	PR: 1LT								
	3.0 quattro	160	04.04	03.11	PR: 1LT								
	3.0 TDI quattro	155	04.04	03.11	PR: 1LT								
	3.0 TDI quattro	165	04.04	03.11	PR: 1LT								
	3.0 TDI quattro	171	06.06	03.11	PR: 1LT								
	3.2 FSI		04.04	03.11	PR: 1LT								
	3.2 FSI quattro	188	04.04	03.11	PR: 1LT								
	4.2 FSI quattro	257	06.06	03.11	PR: 1LT	13.0460-7110.2	607110					23018 20,3 +/WK	ATE
	4.2 quattro	246	04.04	03.11	PR: 1LT								
	2.0 TDI	100	06.05	03.11	PR: 1LG,1LD,1ZL,1LH	13.0460-7201.2	607201					23763 20,3 +/WK	ATE
	2.0 TDI	103	07.04	03.11	PR: 1LG,1LD,1ZL,1LH	13.0470-7201.2	LD7201					23763 20,3 +/WK	ATE
	2.0 TDI	125	10.08	03.11	PR: 1LG,1ZL								
	2.0 TFSI	125	06.05	03.11	PR: 1LG,1LD,1ZL,1LH								
	2.4	130	04.04	03.11	PR: 1LG,1LD,1ZL,1LH								
	2.4 quattro	130	01.05	03.11	PR: 1LG,1LD,1ZL,1LH								
	2.7 TDI	120	11.04	03.11	PR: 1LG,1LD,1ZL,1LH								
	2.7 TDI	132	11.04	03.11	PR: 1LG,1LD,1ZL,1LH								
	2.7 TDI	140	10.08	03.11	PR: 1LG,1ZL								
	2.7 TDI quattro	120	06.05	03.11	PR: 1LG,1LD,1ZL,1LH								
	2.7 TDI quattro	132	11.04	03.11	PR: 1LG,1LD,1ZL,1LH								
	2.7 TDI quattro	140	10.08	03.11	PR: 1LG,1ZL								
	2.8 FSI	140	10.08	03.11	PR: 1LG,1ZL								
	2.8 FSI	154	11.06	03.11	PR: 1LG,1LD,1ZL,1LH								
	2.8 FSI	162	10.08	03.11	PR: 1LG,1ZL								
	2.8 FSI quattro	140	10.08	03.11	PR: 1LG,1ZL								
	2.8 FSI quattro	154	04.07	03.11	PR: 1LG,1LD,1ZL,1LH								
	2.8 FSI quattro	162	10.08	03.11	PR: 1LG,1ZL								
	3.0	160	04.04	03.11	PR: 1LG,1LD,1ZL,1LH								
	3.0 quattro	160	04.04	03.11	PR: 1LG,1LD,1ZL,1LH								
	3.0 TDI quattro	155	04.04	03.11	PR: 1LG,1LD,1ZL,1LH								
	3.0 TDI quattro	165	04.04	03.11	PR: 1LG,1LD,1ZL,1LH								
	3.0 TDI quattro	171	04.04	03.11	PR: 1LG,1LD,1ZL,1LH								
	3.0 TDI quattro	176	10.08	03.11	PR: 1LG,1ZL								
	3.0 TFSI quattro		10.08	03.11	PR: 1LG,1ZL								
	3.2 FSI		04.04	03.11	PR: 1LG,1LD,1ZL,1LH								
	3.2 FSI quattro	188	04.04	03.11	PR: 1LG,1LD,1ZL,1LH								
	4.2 FSI quattro	257	06.06	03.11	PR: 1LG,1LD,1ZL,1LH	13.0460-7201.2	607201					23763 20,3 +/WK	ATE
	4.2 quattro	246	04.04	03.11	PR: 1LG,1LD,1ZL,1LH								
	S6	320	03.06	03.11		13.0460-7182.2	607182					23896 20,6 +/WK	ATE
	RS6	426	04.08	03.11	PR: 1LM	13.0460-4864.2	604864					24455 16,8 /WK	BRE
	2.0 TDI	100	06.05	03.11	PR: 1LT	24.0125-0149.1	425149					314 25,0 23,0 V L +B	
	2.0 TDI	103	07.04	03.11	PR: 1LT								
	2.0 TDI	125	10.08	03.11	PR: 1LT								
	2.0 TFSI	125	06.05	03.11	PR: 1LT								
	2.4	130	04.04	03.11	PR: 1LT								
	2.4 quattro	130	01.05	03.11	PR: 1LT								
	2.7 TDI	120	11.04	03.11	PR: 1LT								
	2.7 TDI	132	11.04	03.11	PR: 1LT								
	2.7 TDI	140	10.08	03.11	PR: 1LT								
	2.7 TDI quattro	120	06.05	03.11	PR: 1LT								
	2.7 TDI quattro	132	11.04	03.11	PR: 1LT								
	2.7 TDI quattro	140	10.08	03.11	PR: 1LT								
	2.8 FSI	140	10.08	03.11	PR: 1LT								
	2.8 FSI	154	11.06	03.11	PR: 1LT								
	2.8 FSI	162	10.08	03.11	PR: 1LT								
	2.8 FSI quattro	140	10.08	03.11	PR: 1LT								
	2.8 FSI quattro	154	04.07	03.11	PR: 1LT								
	2.8 FSI quattro	162	10.08	03.11	PR: 1LT								
	3.0	160	04.04	03.11	PR: 1LT								
	3.0 quattro	160	04.04	03.11	PR: 1LT								
	3.0 TDI quattro	155	04.04	03.11	PR: 1LT								



AUDI A6 (4F2/C6) Limousine (04-11)

	3.0 TDI quattro	165		04.04	03.11	PR: 1LT	24.0125-0149.1	425149		314 25,0 23,0 VL +B			
	3.0 TDI quattro	171		06.06	03.11	PR: 1LT							
	3.0 TDI quattro	176		10.08	03.11	PR: 1LT							
	3.0 TFSI quattro			10.08	03.11	PR: 1LT							
	3.2 FSI			04.04	03.11	PR: 1LT							
	3.2 FSI quattro	188		04.04	03.11	PR: 1LT							
	4.2 FSI quattro	257		06.06	03.11	PR: 1LT							
	4.2 quattro	246		04.04	03.11	PR: 1LT							
	2.0 TDI	100		06.05	03.11	PR: 1LG,1LD					24.0130-0175.1	430175	321 30,0 28,0 VL +S +B
	2.0 TDI	103		07.04	03.11	PR: 1LG,1LD							
2.0 TDI	125		10.08	03.11	PR: 1LG								
2.0 TFSI	125		06.05	03.11	PR: 1LG,1LD								
2.4	130		04.04	03.11	PR: 1LG,1LD								
2.4 quattro	130		01.05	03.11	PR: 1LG,1LD								
2.7 TDI	120		11.04	03.11	PR: 1LG,1LD								
2.7 TDI	132		11.04	03.11	PR: 1LG,1LD								
2.7 TDI	140		10.08	03.11	PR: 1LG								
2.7 TDI quattro	120		06.05	03.11	PR: 1LG,1LD								
2.7 TDI quattro	132		11.04	03.11	PR: 1LG,1LD								
2.7 TDI quattro	140		10.08	03.11	PR: 1LG								
2.8 FSI	140		10.08	03.11	PR: 1LG								
2.8 FSI	154		11.06	03.11	PR: 1LG,1LD								
2.8 FSI	162		10.08	03.11	PR: 1LG								
2.8 FSI quattro	140		10.08	03.11	PR: 1LG								
2.8 FSI quattro	154		04.07	03.11	PR: 1LG,1LD								
2.8 FSI quattro	162		10.08	03.11	PR: 1LG								
3.0	160		04.04	03.11	PR: 1LG,1LD								
3.0 quattro	160		04.04	03.11	PR: 1LG,1LD								
3.0 TDI quattro	155		04.04	03.11	PR: 1LG,1LD								
3.0 TDI quattro	165		04.04	03.11	PR: 1LG,1LD								
3.0 TDI quattro	171		06.06	03.11	PR: 1LG,1LD								
3.0 TDI quattro	176		10.08	03.11	PR: 1LG								
3.0 TFSI quattro			10.08	03.11	PR: 1LG								
3.2 FSI			04.04	03.11	PR: 1LG,1LD								
3.2 FSI quattro	188		04.04	03.11	PR: 1LG,1LD								
4.2 FSI quattro	257		06.06	03.11	PR: 1LG,1LD								
4.2 quattro	246		04.04	03.11	PR: 1LG,1LD								
2.0 TDI	100		06.05	03.11	PR: 1ZL,1LH	24.0130-0176.1	430176	347 30,0 28,0 VL +S +B					
2.0 TDI	103		07.04	03.11	PR: 1ZL,1LH								
2.0 TDI	125		10.08	03.11	PR: 1ZL								
2.0 TFSI	125		06.05	03.11	PR: 1ZL,1LH								
2.4	130		04.04	03.11	PR: 1ZL,1LH								
2.4 quattro	130		01.05	03.11	PR: 1ZL,1LH								
2.7 TDI	120		11.04	03.11	PR: 1ZL,1LH								
2.7 TDI	132		11.04	03.11	PR: 1ZL,1LH								
2.7 TDI	140		10.08	03.11	PR: 1ZL								
2.7 TDI quattro	120		06.05	03.11	PR: 1ZL,1LH								
2.7 TDI quattro	132		11.04	03.11	PR: 1ZL,1LH								
2.7 TDI quattro	140		10.08	03.11	PR: 1ZL								
2.8 FSI	140		10.08	03.11	PR: 1ZL								
2.8 FSI	154		11.06	03.11	PR: 1ZL,1LH								
2.8 FSI	162		10.08	03.11	PR: 1ZL								
2.8 FSI quattro	140		10.08	03.11	PR: 1ZL								
2.8 FSI quattro	154		04.07	03.11	PR: 1ZL,1LH								
2.8 FSI quattro	162		10.08	03.11	PR: 1ZL								
3.0	160		04.04	03.11	PR: 1ZL,1LH								
3.0 quattro	160		04.04	03.11	PR: 1ZL,1LH								
3.0 TDI quattro	155		04.04	03.11	PR: 1ZL,1LH								
3.0 TDI quattro	165		04.04	03.11	PR: 1ZL,1LH								
3.0 TDI quattro	171		06.06	03.11	PR: 1ZL,1LH								
3.0 TDI quattro	176		10.08	03.11	PR: 1ZL								
3.0 TFSI quattro			10.08	03.11	PR: 1ZL								
3.2 FSI			04.04	03.11	PR: 1ZL,1LH								
3.2 FSI quattro	188		04.04	03.11	PR: 1ZL,1LH								
4.2 FSI quattro	257		06.06	03.11	PR: 1ZL,1LH								
4.2 quattro	246		04.04	03.11	PR: 1ZL,1LH								
S6	320		03.06	03.11		24.0136-0107.1	436107		385 36,0 33,5 VL +B				
	2.0 TDI	100		06.05	03.11	PR: 1KD,2ED	13.0460-2880.2	602880	elektrische Feststellbremse ¹⁾	23914 17,1 /WE/Zub/S LUC			
	2.0 TDI	103		07.04	03.11	PR: 1KD,2ED							
	2.0 TDI	125		10.08	03.11	PR: 1KD							
	2.0 TFSI	125		06.05	03.11	PR: 1KD,2ED							
	2.4	130		04.04	03.11	PR: 1KD,2ED							
	2.4 quattro	130		01.05	03.11	PR: 1KD,2ED							
	2.7 TDI	120		11.04	03.11	PR: 1KD,2ED							
	2.7 TDI	132		11.04	03.11	PR: 1KD,2ED							
	2.7 TDI	140		10.08	03.11	PR: 1KD							
	2.7 TDI quattro	120		06.05	03.11	PR: 1KD,2ED							
	2.7 TDI quattro	132		11.04	03.11	PR: 1KD,2ED							
	2.7 TDI quattro	140		10.08	03.11	PR: 1KD							
	2.8 FSI	140		10.08	03.11	PR: 1KD							
	2.8 FSI	154		11.06	03.11	PR: 1KD,2ED							
	2.8 FSI	162		10.08	03.11	PR: 1KD							
	2.8 FSI quattro	140		10.08	03.11	PR: 1KD							
	2.8 FSI quattro	154		04.07	03.11	PR: 1KD,2ED							
	2.8 FSI quattro	162		10.08	03.11	PR: 1KD							
	3.0	160		04.04	03.11	PR: 1KD,2ED							
3.0 quattro	160		04.04	03.11	PR: 1KD,2ED								
									23914 17,1 /WE/Zub/S LUC				
									Einbausatz				

¹⁾ electric parking brake / fr.di stazionamento elettrico / frein à main électrique / freno de mano eléctrico



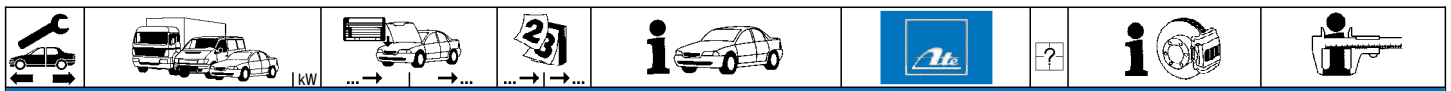
AUDI A6 (4F2/C6) Limousine (04-11)

	2.8 FSI quattro 162		10.08	03.11	PR: 1KD,1KQ	24.0112-0159.1	412159		elektrische Feststellbremse ¹⁾	302 12,0 10,0 +B
	3.0 quattro 160		04.04	03.11	PR: 1KD,2ED,1KQ	24.0312-0159.1	512159		elektrische Feststellbremse ¹⁾	302 12,0 10,0 +B PD
	3.0 TDI quattro 155		04.04	03.11	PR: 1KD,2ED,1KQ					
	3.0 TDI quattro 165		04.04	03.11	PR: 1KD,2ED,1KQ					
	3.0 TDI quattro 171		06.06	03.11	PR: 1KD,2ED,1KQ					
	3.0 TDI quattro 176		10.08	03.11	PR: 1KD,1KQ					
	3.0 TFSI quattro 176		10.08	03.11	PR: 1KD,1KQ					
	3.2 FSI 188		04.04	03.11	PR: 1KD,2ED,1KQ					
	3.2 FSI quattro 188		04.04	03.11	PR: 1KD,2ED,1KQ					
	4.2 FSI quattro 257		06.06	03.11	PR: 1KD,2ED,1KQ					
	4.2 quattro 246		04.04	03.11	PR: 1KD,2ED,1KQ					
	2.0 TDI 100		06.05	03.11	PR: 1KW,2EE	24.0122-0223.1	422223		elektrische Feststellbremse ¹⁾	330 22,0 20,0 V L +B
	2.0 TDI 103		07.04	03.11	PR: 1KW,2EE					
	2.0 TDI 125		10.08	03.11	PR: 1KW					
	2.0 TFSI 125		06.05	03.11	PR: 1KW,2EE					
	2.4 130		04.04	03.11	PR: 1KW,2EE					
	2.4 quattro 130		01.05	03.11	PR: 1KW,2EE					
	2.7 TDI 120		11.04	03.11	PR: 1KW,2EE					
	2.7 TDI 132		11.04	03.11	PR: 1KW,2EE					
	2.7 TDI 140		10.08	03.11	PR: 1KW					
	2.7 TDI quattro 120		06.05	03.11	PR: 1KW,2EE					
	2.7 TDI quattro 132		11.04	03.11	PR: 1KW,2EE					
	2.7 TDI quattro 140		10.08	03.11	PR: 1KW					
	2.8 FSI 140		10.08	03.11	PR: 1KW					
	2.8 FSI 154		11.06	03.11	PR: 1KW,2EE					
	2.8 FSI 162		10.08	03.11	PR: 1KW					
	2.8 FSI quattro 140		10.08	03.11	PR: 1KW					
	2.8 FSI quattro 154		04.07	03.11	PR: 1KW,2EE					
	2.8 FSI quattro 162		10.08	03.11	PR: 1KW					
	3.0 160		04.04	03.11	PR: 1KW,2EE					
	3.0 quattro 160		04.04	03.11	PR: 1KW,2EE					
	3.0 TDI quattro 155		04.04	03.11	PR: 1KW,2EE					
	3.0 TDI quattro 165		04.04	03.11	PR: 1KW,2EE					
	3.0 TDI quattro 171		06.06	03.11	PR: 1KW,2EE					
	3.0 TDI quattro 176		10.08	03.11	PR: 1KW					
	3.0 TFSI quattro 176		10.08	03.11	PR: 1KW					
	3.2 FSI 188		04.04	03.11	PR: 1KW,2EE					
	3.2 FSI quattro 188		04.04	03.11	PR: 1KW,2EE					
	4.2 FSI quattro 257		06.06	03.11	PR: 1KW,2EE					
	4.2 quattro 246		04.04	03.11	PR: 1KW,2EE					
	S6 320		03.06	03.11	PR: 1KW,2EE	24.0122-0243.1	422243		elektrische Feststellbremse ¹⁾	330 22,0 20,0 V L +B

AUDI A6 (4F5/C6) Avant (05-11)

	2.0 TDI 100		06.05	08.11	PR: 1LT	13.0460-7110.2	607110			23018 20,3 +/WK	ATE
	2.0 TDI 103		03.05	08.11	PR: 1LT	13.0470-7110.2	LD7110			23018 20,3 +/WK	ATE
	2.0 TDI 125		10.08	08.11	PR: 1LT						
	2.0 TFSI 125		06.05	08.11	PR: 1LT						
	2.4 130		03.05	08.11	PR: 1LT						
	2.4 quattro 130		03.05	08.11	PR: 1LT						
	2.7 TDI 120		03.05	08.11	PR: 1LT						
	2.7 TDI 132		03.05	08.11	PR: 1LT						
	2.7 TDI 140		10.08	08.11	PR: 1LT						
	2.7 TDI quattro 120		06.05	08.11	PR: 1LT						
	2.7 TDI quattro 132		03.05	08.11	PR: 1LT						
	2.7 TDI quattro 140		10.08	08.11	PR: 1LT						
	2.8 FSI 140		10.08	08.11	PR: 1LT						
	2.8 FSI 154		11.06	08.11	PR: 1LT						
	2.8 FSI 162		10.08	08.11	PR: 1LT						
	2.8 FSI quattro 140		10.08	08.11	PR: 1LT						
	2.8 FSI quattro 154		04.07	08.11	PR: 1LT						
	2.8 FSI quattro 162		10.08	08.11	PR: 1LT						
	3.0 160		03.05	08.11	PR: 1LT						
	3.0 quattro 160		03.05	08.11	PR: 1LT						
	3.0 TDI quattro 155		03.05	08.11	PR: 1LT						
	3.0 TDI quattro 165		03.05	08.11	PR: 1LT						
	3.0 TDI quattro 171		06.06	08.11	PR: 1LT						
	3.0 TDI quattro 176		10.08	08.11	PR: 1LT						
	3.0 TFSI quattro 176		10.08	08.11	PR: 1LT						
	3.2 FSI 188		03.05	08.11	PR: 1LT						
	3.2 FSI quattro 188		03.05	08.11	PR: 1LT						
	4.2 FSI quattro 257		06.06	08.11	PR: 1LT	13.0460-7110.2	607110			23018 20,3 +/WK	ATE
	4.2 quattro 246		03.05	08.11	PR: 1LT						
	2.0 TDI 100		06.05	08.11	PR: 1LG,1LD,1ZL,1LH	13.0460-7201.2	607201			23763 20,3 +/WK	ATE
	2.0 TDI 103		03.05	08.11	PR: 1LG,1LD,1ZL,1LH	13.0470-7201.2	LD7201			23763 20,3 +/WK	ATE
	2.0 TDI 125		10.08	08.11	PR: 1LG,1ZL						
	2.0 TFSI 125		06.05	08.11	PR: 1LG,1LD,1ZL,1LH						
	2.4 130		03.05	08.11	PR: 1LG,1LD,1ZL,1LH						
	2.4 quattro 130		03.05	08.11	PR: 1LG,1LD,1ZL,1LH						
	2.7 TDI 120		03.05	08.11	PR: 1LG,1LD,1ZL,1LH						
	2.7 TDI 132		03.05	08.11	PR: 1LG,1LD,1ZL,1LH						
	2.7 TDI 140		10.08	08.11	PR: 1LG,1ZL						
	2.7 TDI quattro 120		06.05	08.11	PR: 1LG,1LD,1ZL,1LH						
	2.7 TDI quattro 132		03.05	08.11	PR: 1LG,1LD,1ZL,1LH						
	2.7 TDI quattro 140		10.08	08.11	PR: 1LG,1ZL						
	2.8 FSI 140		10.08	08.11	PR: 1LG,1ZL						
	2.8 FSI 154		11.06	08.11	PR: 1LG,1LD,1ZL,1LH						
	2.8 FSI 162		10.08	08.11	PR: 1LG,1ZL						

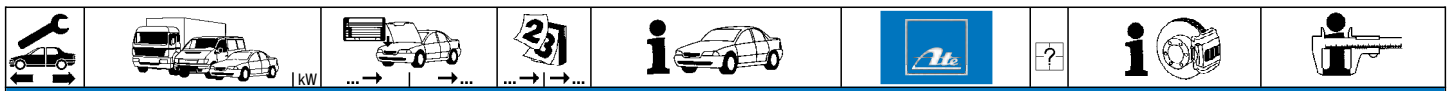
¹⁾ electric parking brake / fr.di stazionamento elettrico / frein à main électrique / freno de mano eléctrico



AUDI A6 (4F5/C6) Avant (05-11)

	2.8 FSI quattro	140		10.08	08.11	PR: 1LG,1ZL	13.0460-7201.2	607201		23763 20,3 +WK	ATE	
	2.8 FSI quattro	154		04.07	08.11	PR: 1LG,1LD,1ZL,1LH	13.0470-7201.2	LD7201		23763 20,3 +WK	ATE	
	2.8 FSI quattro	162		10.08	08.11	PR: 1LG,1ZL						
	3.0	160		03.05	08.11	PR: 1LG,1LD,1ZL,1LH						
	3.0 quattro	160		03.05	08.11	PR: 1LG,1LD,1ZL,1LH						
	3.0 TDI quattro	155		03.05	08.11	PR: 1LG,1LD,1ZL,1LH						
	3.0 TDI quattro	165		03.05	08.11	PR: 1LG,1LD,1ZL,1LH						
	3.0 TDI quattro	171		06.06	08.11	PR: 1LG,1LD,1ZL,1LH						
	3.0 TDI quattro	176		10.08	08.11	PR: 1LG,1ZL						
	3.0 TFSI quattro			10.08	08.11	PR: 1LG,1ZL						
3.2 FSI	188		03.05	08.11	PR: 1LG,1LD,1ZL,1LH							
3.2 FSI quattro	188		03.05	08.11	PR: 1LG,1LD,1ZL,1LH							
4.2 FSI quattro	257		06.06	08.11	PR: 1LG,1LD,1ZL,1LH	13.0460-7201.2	607201			23763 20,3 +WK	ATE	
4.2 quattro	246		03.05	08.11	PR: 1LG,1LD,1ZL,1LH							
S6	320		03.06	08.11		13.0460-7182.2	607182			23896 20,6 +WK	ATE	
RS6	426		04.08	08.11	PR: 1LM	13.0460-4864.2	604864			24455 16,8 /WK	BRE	
	2.0 TDI	100		06.05	08.11	PR: 1LT	24.0125-0149.1	425149		314 25,0 23,0 V L +B		
	2.0 TDI	103		03.05	08.11	PR: 1LT						
	2.0 TDI	125		10.08	08.11	PR: 1LT						
	2.0 TFSI	125		06.05	08.11	PR: 1LT						
	2.4	130		03.05	08.11	PR: 1LT						
	2.4 quattro	130		03.05	08.11	PR: 1LT						
	2.7 TDI	120		03.05	08.11	PR: 1LT						
	2.7 TDI	132		03.05	08.11	PR: 1LT						
	2.7 TDI	140		10.08	08.11	PR: 1LT						
	2.7 TDI quattro	120		06.05	08.11	PR: 1LT						
	2.7 TDI quattro	132		03.05	08.11	PR: 1LT						
	2.7 TDI quattro	140		10.08	08.11	PR: 1LT						
	2.8 FSI	140		10.08	08.11	PR: 1LT						
	2.8 FSI	154		11.06	08.11	PR: 1LT						
	2.8 FSI	162		10.08	08.11	PR: 1LT						
	2.8 FSI quattro	140		10.08	08.11	PR: 1LT						
	2.8 FSI quattro	154		04.07	08.11	PR: 1LT						
	2.8 FSI quattro	162		10.08	08.11	PR: 1LT						
	3.0	160		03.05	08.11	PR: 1LT						
	3.0 quattro	160		03.05	08.11	PR: 1LT						
	3.0 TDI quattro	155		03.05	08.11	PR: 1LT						
	3.0 TDI quattro	165		03.05	08.11	PR: 1LT						
	3.0 TDI quattro	171		06.06	08.11	PR: 1LT						
	3.0 TDI quattro	176		10.08	08.11	PR: 1LT						
	3.0 TFSI quattro			10.08	08.11	PR: 1LT						
	3.2 FSI	188		03.05	08.11	PR: 1LT						
	3.2 FSI quattro	188		03.05	08.11	PR: 1LT						
	4.2 FSI quattro	257		06.06	08.11	PR: 1LT						
	4.2 quattro	246		03.05	08.11	PR: 1LT						
	2.0 TDI	100		06.05	08.11	PR: 1LG,1LD	24.0130-0175.1	430175			321 30,0 28,0 V L +S +B	
	2.0 TDI	103		03.05	08.11	PR: 1LG,1LD	24.0330-0175.1	530175			321 30,0 28,0 V L +S +B PD	
	2.0 TDI	125		10.08	08.11	PR: 1LG						
	2.0 TFSI	125		06.05	08.11	PR: 1LG,1LD						
	2.4	130		03.05	08.11	PR: 1LG,1LD						
	2.4 quattro	130		03.05	08.11	PR: 1LG,1LD						
	2.7 TDI	120		03.05	08.11	PR: 1LG,1LD						
	2.7 TDI	132		03.05	08.11	PR: 1LG,1LD						
	2.7 TDI	140		10.08	08.11	PR: 1LG						
	2.7 TDI quattro	120		06.05	08.11	PR: 1LG,1LD						
	2.7 TDI quattro	132		03.05	08.11	PR: 1LG,1LD						
	2.7 TDI quattro	140		10.08	08.11	PR: 1LG						
	2.8 FSI	140		10.08	08.11	PR: 1LG						
	2.8 FSI	154		11.06	08.11	PR: 1LG,1LD						
	2.8 FSI	162		10.08	08.11	PR: 1LG						
	2.8 FSI quattro	140		10.08	08.11	PR: 1LG						
	2.8 FSI quattro	154		04.07	08.11	PR: 1LG,1LD						
	2.8 FSI quattro	162		10.08	08.11	PR: 1LG						
	3.0	160		03.05	08.11	PR: 1LG,1LD						
3.0 quattro	160		03.05	08.11	PR: 1LG,1LD							
3.0 TDI quattro	155		03.05	08.11	PR: 1LG,1LD							
3.0 TDI quattro	165		03.05	08.11	PR: 1LG,1LD							
3.0 TDI quattro	171		06.06	08.11	PR: 1LG,1LD							
3.0 TDI quattro	176		10.08	08.11	PR: 1LG							
3.0 TFSI quattro			10.08	08.11	PR: 1LG							
3.2 FSI	188		03.05	08.11	PR: 1LG,1LD							
3.2 FSI quattro	188		03.05	08.11	PR: 1LG,1LD							
4.2 FSI quattro	257		06.06	08.11	PR: 1LG,1LD							
4.2 quattro	246		03.05	08.11	PR: 1LG,1LD							
2.0 TDI	100		06.05	08.11	PR: 1ZL,1LH	24.0130-0176.1	430176			347 30,0 28,0 V L +S +B		
2.0 TDI	103		03.05	08.11	PR: 1ZL,1LH	24.0330-0176.1	530176			347 30,0 28,0 V L +S +B PD		
2.0 TDI	125		10.08	08.11	PR: 1ZL							
2.0 TFSI	125		06.05	08.11	PR: 1ZL,1LH							
2.4	130		03.05	08.11	PR: 1ZL,1LH							
2.4 quattro	130		03.05	08.11	PR: 1ZL,1LH							
2.7 TDI	120		03.05	08.11	PR: 1ZL,1LH							
2.7 TDI	132		03.05	08.11	PR: 1ZL,1LH							
2.7 TDI	140		10.08	08.11	PR: 1ZL							
2.7 TDI quattro	120		06.05	08.11	PR: 1ZL,1LH							
2.7 TDI quattro	132		03.05	08.11	PR: 1ZL,1LH							
2.7 TDI quattro	140		10.08	08.11	PR: 1ZL							















AUDI A6 (4F5/C6) Avant (05-11)







	2.8 FSI 140 2.8 FSI 154 2.8 FSI 162 2.8 FSI quattro 140 2.8 FSI quattro 154 2.8 FSI quattro 162 3.0 160 3.0 quattro 160 3.0 TDI quattro 155 3.0 TDI quattro 165 3.0 TDI quattro 171 3.0 TDI quattro 176 3.0 TFSI quattro 3.2 FSI 188 3.2 FSI quattro 188 4.2 FSI quattro 257 4.2 quattro 246		10.08 08.11 PR: 1ZL 11.06 08.11 PR: 1ZL,1LH 10.08 08.11 PR: 1ZL 10.08 08.11 PR: 1ZL 04.07 08.11 PR: 1ZL,1LH 10.08 08.11 PR: 1ZL 03.05 08.11 PR: 1ZL,1LH 03.05 08.11 PR: 1ZL,1LH 03.05 08.11 PR: 1ZL,1LH 06.06 08.11 PR: 1ZL,1LH 10.08 08.11 PR: 1ZL 10.08 08.11 PR: 1ZL 03.05 08.11 PR: 1ZL,1LH 03.05 08.11 PR: 1ZL,1LH 06.06 08.11 PR: 1ZL,1LH 03.05 08.11 PR: 1ZL,1LH	24.0130-0176.1 430176 24.0330-0176.1 530176		347 30,0 28,0 VL +S +B 347 30,0 28,0 VL +S +B PD
	S6 320		06.05 08.11	24.0136-0107.1 436107		385 36,0 33,5 VL +B
	2.0 TDI 100 2.0 TDI 103 2.0 TDI 125 2.0 TFSI 125 2.4 130 2.4 quattro 130 2.7 TDI 120 2.7 TDI 132 2.7 TDI 140 2.7 TDI quattro 120 2.7 TDI quattro 132 2.7 TDI quattro 140 2.8 FSI 140 2.8 FSI 154 2.8 FSI 162 2.8 FSI quattro 140 2.8 FSI quattro 154 2.8 FSI quattro 162 3.0 160 3.0 quattro 160 3.0 TDI quattro 155 3.0 TDI quattro 165 3.0 TDI quattro 171 3.0 TDI quattro 176 3.0 TFSI quattro 3.2 FSI 188 3.2 FSI quattro 188 4.2 FSI quattro 257 4.2 quattro 246		06.05 08.11 PR: 1KD,2ED 03.05 08.11 PR: 1KD,2ED 10.08 08.11 PR: 1KD 06.05 08.11 PR: 1KD,2ED 03.05 08.11 PR: 1KD,2ED 03.05 08.11 PR: 1KD,2ED 03.05 08.11 PR: 1KD,2ED 10.08 08.11 PR: 1KD 06.05 08.11 PR: 1KD,2ED 03.05 08.11 PR: 1KD,2ED 10.08 08.11 PR: 1KD 10.08 08.11 PR: 1KD 11.06 08.11 PR: 1KD,2ED 10.08 08.11 PR: 1KD 04.07 08.11 PR: 1KD,2ED 10.08 08.11 PR: 1KD 03.05 08.11 PR: 1KD,2ED 03.05 08.11 PR: 1KD,2ED 06.06 08.11 PR: 1KD,2ED 10.08 08.11 PR: 1KD 10.08 08.11 PR: 1KD 03.05 08.11 PR: 1KD,2ED 03.05 08.11 PR: 1KD,2ED 06.06 08.11 PR: 1KD,2ED 03.05 08.11 PR: 1KD,2ED	13.0460-2880.2 602880 13.0470-2880.2 LD2880 13.0460-0259.2 610259	elektrische Feststellbremse 1) elektrische Feststellbremse 1)	23914 17,1 /WE/Zub/S LUC 23914 17,1 /WE/Zub/S LUC Einbausatz
	2.0 TDI 100 2.0 TDI 103 2.0 TDI 125 2.0 TFSI 125 2.4 130 2.4 quattro 130 2.7 TDI 120 2.7 TDI 132 2.7 TDI 140 2.7 TDI quattro 120 2.7 TDI quattro 132 2.7 TDI quattro 140 2.8 FSI 140 2.8 FSI 154 2.8 FSI 162 2.8 FSI quattro 140 2.8 FSI quattro 154 2.8 FSI quattro 162 3.0 160 3.0 quattro 160 3.0 TDI quattro 155 3.0 TDI quattro 165 3.0 TDI quattro 171 3.0 TDI quattro 176 3.0 TFSI quattro 3.2 FSI 188 3.2 FSI quattro 188 4.2 FSI quattro 257 4.2 quattro 246		06.05 08.11 PR: 1KW,2EE 03.05 08.11 PR: 1KW,2EE 10.08 08.11 PR: 1KW 06.05 08.11 PR: 1KW,2EE 03.05 08.11 PR: 1KW,2EE 03.05 08.11 PR: 1KW,2EE 10.08 08.11 PR: 1KW 06.05 08.11 PR: 1KW,2EE 03.05 08.11 PR: 1KW,2EE 10.08 08.11 PR: 1KW 10.08 08.11 PR: 1KW 11.06 08.11 PR: 1KW,2EE 10.08 08.11 PR: 1KW 04.07 08.11 PR: 1KW,2EE 10.08 08.11 PR: 1KW 03.05 08.11 PR: 1KW,2EE 03.05 08.11 PR: 1KW,2EE 06.06 08.11 PR: 1KW,2EE 10.08 08.11 PR: 1KW 10.08 08.11 PR: 1KW 03.05 08.11 PR: 1KW,2EE 03.05 08.11 PR: 1KW,2EE 06.06 08.11 PR: 1KW,2EE 03.05 08.11 PR: 1KW,2EE	13.0460-2888.2 602888 13.0470-2888.2 LD2888 13.0460-0023.2 610023	elektrische Feststellbremse 1) elektrische Feststellbremse 1)	23326 17,4 /WE/S LUC 23326 17,4 /WE/S LUC Einbausatz
	2.0 TDI 100 2.0 TDI 103 2.0 TDI 125 2.0 TFSI 125 2.4 130 2.4 quattro 130 2.7 TDI 120 2.7 TDI 132 2.7 TDI 140 2.7 TDI quattro 120 2.7 TDI quattro 132 2.7 TDI quattro 140 2.8 FSI 140 2.8 FSI 154 2.8 FSI 162 2.8 FSI quattro 140 2.8 FSI quattro 154 2.8 FSI quattro 162 3.0 160 3.0 quattro 160 3.0 TDI quattro 155 3.0 TDI quattro 165 3.0 TDI quattro 171 3.0 TDI quattro 176 3.0 TFSI quattro 3.2 FSI 188 3.2 FSI quattro 188 4.2 FSI quattro 257 4.2 quattro 246		06.05 08.11 PR: 1KQ 03.05 08.11 PR: 1KQ 10.08 08.11 PR: 1KQ 06.05 08.11 PR: 1KQ 03.05 08.11 PR: 1KQ 03.05 08.11 PR: 1KQ 10.08 08.11 PR: 1KQ 06.05 08.11 PR: 1KQ 03.05 08.11 PR: 1KQ	13.0460-2749.2 602749 13.0470-2749.2 LD2749 13.0460-0259.2 610259	elektrische Feststellbremse 1) elektrische Feststellbremse 1)	24483 16,9 /Zub/S LUC 24483 16,9 /Zub/S LUC Einbausatz

1) electric parking brake / fr.di stazionamento elettrico / frein à main électrique / freno de mano eléctrico

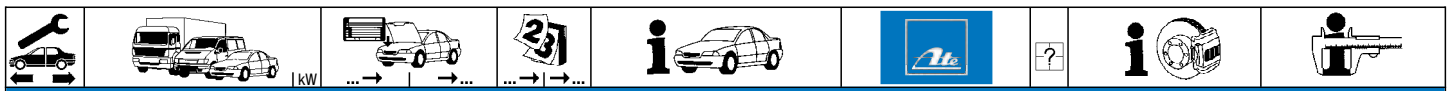


AUDI A6 (4F5/C6) Avant (05-11)																																																																																																																																																																																																																																																																																																																																																																																																																																																																																																																																																																																																																																																																																																																																																																																																																																																																																
	<table border="1"> <tr> <td>2.7 TDI quattro</td> <td>140</td> <td>10.08</td> <td>08.11</td> <td>PR: 1KQ</td> <td>13.0460-2749.2</td> <td>602749</td> <td rowspan="2">elektrische Feststellbremse ¹⁾</td> <td rowspan="2">24483 16,9 /Zub/S 24483 16,9 /Zub/S Einbausatz</td> <td rowspan="2">LUC</td> </tr> <tr> <td>2.8 FSI</td> <td>140</td> <td>10.08</td> <td>08.11</td> <td>PR: 1KQ</td> <td>13.0470-2749.2</td> <td>LD2749</td> </tr> <tr> <td>2.8 FSI</td> <td>154</td> <td>11.06</td> <td>08.11</td> <td>PR: 1KQ</td> <td>13.0460-0259.2</td> <td>610259</td> <td></td> <td></td> <td></td> </tr> <tr> <td>2.8 FSI</td> <td>162</td> <td>10.08</td> <td>08.11</td> <td>PR: 1KQ</td> <td></td> <td></td> <td></td> <td></td> <td></td> </tr> <tr> <td>2.8 FSI quattro</td> <td>140</td> <td>10.08</td> <td>08.11</td> <td>PR: 1KQ</td> <td></td> <td></td> <td></td> <td></td> <td></td> </tr> <tr> <td>2.8 FSI quattro</td> <td>154</td> <td>04.07</td> <td>08.11</td> <td>PR: 1KQ</td> <td></td> <td></td> <td></td> <td></td> <td></td> </tr> <tr> <td>2.8 FSI quattro</td> <td>162</td> <td>10.08</td> <td>08.11</td> <td>PR: 1KQ</td> <td></td> <td></td> <td></td> <td></td> <td></td> </tr> <tr> <td>3.0</td> <td>160</td> <td>03.05</td> <td>08.11</td> <td>PR: 1KQ</td> <td></td> <td></td> <td></td> <td></td> <td></td> </tr> <tr> <td>3.0 quattro</td> <td>160</td> <td>03.05</td> <td>08.11</td> <td>PR: 1KQ</td> <td></td> <td></td> <td></td> <td></td> <td></td> </tr> <tr> <td>3.0 TDI quattro</td> <td>155</td> <td>03.05</td> <td>08.11</td> <td>PR: 1KQ</td> <td></td> <td></td> <td></td> <td></td> <td></td> </tr> <tr> <td>3.0 TDI quattro</td> <td>165</td> <td>03.05</td> <td>08.11</td> <td>PR: 1KQ</td> <td></td> <td></td> <td></td> <td></td> <td></td> </tr> <tr> <td>3.0 TDI quattro</td> <td>171</td> <td>06.06</td> <td>08.11</td> <td>PR: 1KQ</td> <td></td> <td></td> <td></td> <td></td> <td></td> </tr> <tr> <td>3.0 TDI quattro</td> <td>176</td> <td>10.08</td> <td>08.11</td> <td>PR: 1KQ</td> <td></td> <td></td> <td></td> <td></td> <td></td> </tr> <tr> <td>3.0 TFSI quattro</td> <td></td> <td>10.08</td> <td>08.11</td> <td>PR: 1KQ</td> <td></td> <td></td> <td></td> <td></td> <td></td> </tr> <tr> <td>3.2 FSI</td> <td>188</td> <td>03.05</td> <td>08.11</td> <td>PR: 1KQ</td> <td></td> <td></td> <td></td> <td></td> <td></td> </tr> <tr> <td>3.2 FSI quattro</td> <td>188</td> <td>03.05</td> <td>08.11</td> <td>PR: 1KQ</td> <td></td> <td></td> <td></td> <td></td> <td></td> </tr> <tr> <td>4.2 FSI quattro</td> <td>257</td> <td>06.06</td> <td>08.11</td> <td>PR: 1KQ</td> <td></td> <td></td> <td></td> <td></td> <td></td> </tr> <tr> <td>4.2 quattro</td> <td>246</td> <td>03.05</td> <td>08.11</td> <td>PR: 1KQ</td> <td></td> <td></td> <td></td> <td></td> <td></td> </tr> <tr> <td>RS6</td> <td>426</td> <td>04.08</td> <td>08.11</td> <td></td> <td>13.0460-2888.2</td> <td>602888</td> <td>elektrische Feststellbremse ¹⁾</td> <td>23326 17,4 /WE/S</td> <td>LUC</td> </tr> <tr> <td>S6</td> <td>320</td> <td>03.06</td> <td>08.11</td> <td>PR: 1KW,2EE</td> <td>13.0460-0023.2</td> <td>610023</td> <td></td> <td>Einbausatz</td> <td></td> </tr> <tr> <td></td> <td> <table border="1"> <tr> <td>2.0 TDI</td> <td>100</td> <td>06.05</td> <td>08.11</td> <td>PR: 1KD,2ED,1KQ</td> <td>24.0112-0159.1</td> <td>412159</td> <td rowspan="2">elektrische Feststellbremse ¹⁾</td> <td rowspan="2">302 12,0 10,0 +B 302 12,0 10,0 +B PD</td> <td rowspan="2"></td> </tr> <tr> <td>2.0 TDI</td> <td>103</td> <td>03.05</td> <td>08.11</td> <td>PR: 1KD,2ED,1KQ</td> <td>24.0312-0159.1</td> <td>512159</td> </tr> <tr> <td>2.0 TDI</td> <td>125</td> <td>10.08</td> <td>08.11</td> <td>PR: 1KD,1KQ</td> <td></td> <td></td> <td></td> <td></td> <td></td> </tr> <tr> <td>2.0 TFSI</td> <td>125</td> <td>06.05</td> <td>08.11</td> <td>PR: 1KD,2ED,1KQ</td> <td></td> <td></td> <td></td> <td></td> <td></td> </tr> <tr> <td>2.4</td> <td>130</td> <td>03.05</td> <td>08.11</td> <td>PR: 1KD,2ED,1KQ</td> <td></td> <td></td> <td></td> <td></td> <td></td> </tr> <tr> <td>2.4 quattro</td> <td>130</td> <td>03.05</td> <td>08.11</td> <td>PR: 1KD,2ED,1KQ</td> <td></td> <td></td> <td></td> <td></td> <td></td> </tr> <tr> <td>2.7 TDI</td> <td>120</td> <td>03.05</td> <td>08.11</td> <td>PR: 1KD,2ED,1KQ</td> <td></td> <td></td> <td></td> <td></td> <td></td> </tr> <tr> <td>2.7 TDI</td> <td>132</td> <td>03.05</td> <td>08.11</td> <td>PR: 1KD,2ED,1KQ</td> <td></td> <td></td> <td></td> <td></td> <td></td> </tr> <tr> <td>2.7 TDI</td> <td>140</td> <td>10.08</td> <td>08.11</td> <td>PR: 1KD,1KQ</td> <td></td> <td></td> <td></td> <td></td> <td></td> </tr> <tr> <td>2.7 TDI quattro</td> <td>120</td> <td>06.05</td> <td>08.11</td> <td>PR: 1KD,2ED,1KQ</td> <td></td> <td></td> <td></td> <td></td> <td></td> </tr> <tr> <td>2.7 TDI quattro</td> <td>132</td> <td>03.05</td> <td>08.11</td> <td>PR: 1KD,2ED,1KQ</td> <td></td> <td></td> <td></td> <td></td> <td></td> </tr> <tr> <td>2.7 TDI quattro</td> <td>140</td> <td>10.08</td> <td>08.11</td> <td>PR: 1KD,1KQ</td> <td></td> <td></td> <td></td> <td></td> <td></td> </tr> <tr> <td>2.8 FSI</td> <td>140</td> <td>10.08</td> <td>08.11</td> <td>PR: 1KD,1KQ</td> <td></td> <td></td> <td></td> <td></td> <td></td> </tr> <tr> <td>2.8 FSI</td> <td>154</td> <td>11.06</td> <td>08.11</td> <td>PR: 1KD,2ED,1KQ</td> <td></td> <td></td> <td></td> <td></td> <td></td> </tr> <tr> <td>2.8 FSI</td> <td>162</td> <td>10.08</td> <td>08.11</td> <td>PR: 1KD,1KQ</td> <td></td> <td></td> <td></td> <td></td> <td></td> </tr> <tr> <td>2.8 FSI quattro</td> <td>140</td> <td>10.08</td> <td>08.11</td> <td>PR: 1KD,1KQ</td> <td></td> <td></td> <td></td> <td></td> <td></td> </tr> <tr> <td>2.8 FSI quattro</td> <td>154</td> <td>04.07</td> <td>08.11</td> <td>PR: 1KD,2ED,1KQ</td> <td></td> <td></td> <td></td> <td></td> <td></td> </tr> <tr> <td>2.8 FSI quattro</td> <td>162</td> <td>10.08</td> <td>08.11</td> <td>PR: 1KD,1KQ</td> <td></td> <td></td> <td></td> <td></td> <td></td> </tr> <tr> <td>3.0</td> <td>160</td> <td>03.05</td> <td>08.11</td> <td>PR: 1KD,2ED,1KQ</td> <td></td> <td></td> <td></td> <td></td> <td></td> </tr> <tr> <td>3.0 quattro</td> <td>160</td> <td>03.05</td> <td>08.11</td> <td>PR: 1KD,2ED,1KQ</td> <td></td> <td></td> <td></td> <td></td> <td></td> </tr> <tr> <td>3.0 TDI quattro</td> <td>155</td> <td>03.05</td> <td>08.11</td> <td>PR: 1KD,2ED,1KQ</td> <td></td> <td></td> <td></td> <td></td> <td></td> </tr> <tr> <td>3.0 TDI quattro</td> <td>165</td> <td>03.05</td> <td>08.11</td> <td>PR: 1KD,2ED,1KQ</td> <td></td> <td></td> <td></td> <td></td> <td></td> </tr> <tr> <td>3.0 TDI quattro</td> <td>171</td> <td>06.06</td> <td>08.11</td> <td>PR: 1KD,2ED,1KQ</td> <td></td> <td></td> <td></td> <td></td> <td></td> </tr> <tr> <td>3.0 TDI quattro</td> <td>176</td> <td>10.08</td> <td>08.11</td> <td>PR: 1KD,1KQ</td> <td></td> <td></td> <td></td> <td></td> <td></td> </tr> <tr> <td>3.0 TFSI quattro</td> <td></td> <td>10.08</td> <td>08.11</td> <td>PR: 1KD,1KQ</td> <td></td> <td></td> <td></td> <td></td> <td></td> </tr> <tr> <td>3.2 FSI</td> <td>188</td> <td>03.05</td> <td>08.11</td> <td>PR: 1KD,2ED,1KQ</td> <td></td> <td></td> <td></td> <td></td> <td></td> </tr> <tr> <td>3.2 FSI quattro</td> <td>188</td> <td>03.05</td> <td>08.11</td> <td>PR: 1KD,2ED,1KQ</td> <td></td> <td></td> <td></td> <td></td> <td></td> </tr> <tr> <td>4.2 FSI quattro</td> <td>257</td> <td>06.06</td> <td>08.11</td> <td>PR: 1KD,2ED,1KQ</td> <td></td> <td></td> <td></td> <td></td> <td></td> </tr> <tr> <td>4.2 quattro</td> <td>246</td> <td>03.05</td> <td>08.11</td> <td>PR: 1KD,2ED,1KQ</td> <td></td> <td></td> <td></td> <td></td> <td></td> </tr> <tr> <td>2.0 TDI</td> <td>100</td> <td>06.05</td> <td>08.11</td> <td>PR: 1KW,2EE</td> <td>24.0122-0223.1</td> <td>422223</td> <td>elektrische Feststellbremse ¹⁾</td> <td>330 22,0 20,0 V L +B</td> <td></td> </tr> <tr> <td>2.0 TDI</td> <td>103</td> <td>03.05</td> <td>08.11</td> <td>PR: 1KW,2EE</td> <td></td> <td></td> <td></td> <td></td> <td></td> </tr> <tr> <td>2.0 TDI</td> <td>125</td> <td>10.08</td> <td>08.11</td> <td>PR: 1KW</td> <td></td> <td></td> <td></td> <td></td> <td></td> </tr> <tr> <td>2.0 TFSI</td> <td>125</td> <td>06.05</td> <td>08.11</td> <td>PR: 1KW,2EE</td> <td></td> <td></td> <td></td> <td></td> <td></td> </tr> <tr> <td>2.4</td> <td>130</td> <td>03.05</td> <td>08.11</td> <td>PR: 1KW,2EE</td> <td></td> <td></td> <td></td> <td></td> <td></td> </tr> <tr> <td>2.4 quattro</td> <td>130</td> <td>03.05</td> <td>08.11</td> <td>PR: 1KW,2EE</td> <td></td> <td></td> <td></td> <td></td> <td></td> </tr> <tr> <td>2.7 TDI</td> <td>120</td> <td>03.05</td> <td>08.11</td> <td>PR: 1KW,2EE</td> <td></td> <td></td> <td></td> <td></td> <td></td> </tr> <tr> <td>2.7 TDI</td> <td>132</td> <td>03.05</td> <td>08.11</td> <td>PR: 1KW,2EE</td> <td></td> <td></td> <td></td> <td></td> <td></td> </tr> <tr> <td>2.7 TDI</td> <td>140</td> <td>10.08</td> <td>08.11</td> <td>PR: 1KW</td> <td></td> <td></td> <td></td> <td></td> <td></td> </tr> <tr> <td>2.7 TDI quattro</td> <td>120</td> <td>06.05</td> <td>08.11</td> <td>PR: 1KW,2EE</td> <td></td> <td></td> <td></td> <td></td> <td></td> </tr> <tr> <td>2.7 TDI quattro</td> <td>132</td> <td>03.05</td> <td>08.11</td> <td>PR: 1KW,2EE</td> <td></td> <td></td> <td></td> <td></td> <td></td> </tr> <tr> <td>2.7 TDI quattro</td> <td>140</td> <td>10.08</td> <td>08.11</td> <td>PR: 1KW</td> <td></td> <td></td> <td></td> <td></td> <td></td> </tr> <tr> <td>2.8 FSI</td> <td>140</td> <td>10.08</td> <td>08.11</td> <td>PR: 1KW</td> <td></td> <td></td> <td></td> <td></td> <td></td> </tr> <tr> <td>2.8 FSI</td> <td>154</td> <td>11.06</td> <td>08.11</td> <td>PR: 1KW,2EE</td> <td></td> <td></td> <td></td> <td></td> <td></td> </tr> <tr> <td>2.8 FSI</td> <td>162</td> <td>10.08</td> <td>08.11</td> <td>PR: 1KW</td> <td></td> <td></td> <td></td> <td></td> <td></td> </tr> <tr> <td>2.8 FSI quattro</td> <td>140</td> <td>10.08</td> <td>08.11</td> <td>PR: 1KW</td> <td></td> <td></td> <td></td> <td></td> <td></td> </tr> <tr> <td>2.8 FSI quattro</td> <td>154</td> <td>04.07</td> <td>08.11</td> <td>PR: 1KW,2EE</td> <td></td> <td></td> <td></td> <td></td> <td></td> </tr> <tr> <td>2.8 FSI quattro</td> <td>162</td> <td>10.08</td> <td>08.11</td> <td>PR: 1KW</td> <td></td> <td></td> <td></td> <td></td> <td></td> </tr> <tr> <td>3.0</td> <td>160</td> <td>03.05</td> <td>08.11</td> <td>PR: 1KW,2EE</td> <td></td> <td></td> <td></td> <td></td> <td></td> </tr> <tr> <td>3.0 quattro</td> <td>160</td> <td>03.05</td> <td>08.11</td> <td>PR: 1KW,2EE</td> <td></td> <td></td> <td></td> <td></td> <td></td> </tr> <tr> <td>3.0 TDI quattro</td> <td>155</td> <td>03.05</td> <td>08.11</td> <td>PR: 1KW,2EE</td> <td></td> <td></td> <td></td> <td></td> <td></td> </tr> <tr> <td>3.0 TDI quattro</td> <td>165</td> <td>03.05</td> <td>08.11</td> <td>PR: 1KW,2EE</td> <td></td> <td></td> <td></td> <td></td> <td></td> </tr> <tr> <td>3.0 TDI quattro</td> <td>171</td> <td>06.06</td> <td>08.11</td> <td>PR: 1KW,2EE</td> <td></td> <td></td> <td></td> <td></td> <td></td> </tr> <tr> <td>3.0 TDI quattro</td> <td>176</td> <td>10.08</td> <td>08.11</td> <td>PR: 1KW</td> <td></td> <td></td> <td></td> <td></td> <td></td> </tr> <tr> <td>3.0 TFSI quattro</td> <td></td> <td>10.08</td> <td>08.11</td> <td>PR: 1KW</td> <td></td> <td></td> <td></td> <td></td> <td></td> </tr> <tr> <td>3.2 FSI</td> <td>188</td> <td>03.05</td> <td>08.11</td> <td>PR: 1KW,2EE</td> <td></td> <td></td> <td></td> <td></td> <td></td> </tr> <tr> <td>3.2 FSI quattro</td> <td>188</td> <td>03.05</td> <td>08.11</td> <td>PR: 1KW,2EE</td> <td></td> <td></td> <td></td> <td></td> <td></td> </tr> <tr> <td>4.2 FSI quattro</td> <td>257</td> <td>06.06</td> <td>08.11</td> <td>PR: 1KW,2EE</td> <td></td> <td></td> <td></td> <td></td> <td></td> </tr> <tr> <td>4.2 quattro</td> <td>246</td> <td>03.05</td> <td>08.11</td> <td>PR: 1KW,2EE</td> <td></td> <td></td> <td></td> <td></td> <td></td> </tr> <tr> <td>S6</td> <td>320</td> <td>03.06</td> <td>08.11</td> <td>PR: 1KW,2EE</td> <td>24.0122-0243.1</td> <td>422243</td> <td>elektrische Feststellbremse ¹⁾</td> <td>330 22,0 20,0 V L +B</td> <td></td> </tr> <tr> <th colspan="2">AUDI A6 Allroad (06-11)</th> </tr> <tr> <td></td> <td> <table border="1"> <tr> <td>2.7 TDI</td> <td>120</td> <td>05.06</td> <td>05.11</td> <td>PR: 1LG,1ZL</td> <td>13.0460-7201.2</td> <td>607201</td> <td rowspan="2"></td> <td rowspan="2">23763 20,3 +/WK 23763 20,3 +/WK</td> <td rowspan="2">ATE ATE</td> </tr> <tr> <td>2.7 TDI</td> <td>132</td> <td>05.06</td> <td>05.11</td> <td>PR: 1LG,1ZL</td> <td>13.0470-7201.2</td> <td>LD7201</td> </tr> <tr> <td>2.7 TDI</td> <td>140</td> <td>10.08</td> <td>05.11</td> <td>PR: 1LG,1ZL</td> <td></td> <td></td> <td></td> <td></td> <td></td> </tr> <tr> <td>3.0 TDI</td> <td>155</td> <td>05.06</td> <td>05.11</td> <td>PR: 1LG,1ZL</td> <td></td> <td></td> <td></td> <td></td> <td></td> </tr> <tr> <td>3.0 TDI</td> <td>171</td> <td>05.06</td> <td>05.11</td> <td>PR: 1LG,1ZL</td> <td></td> <td></td> <td></td> <td></td> <td></td> </tr> <tr> <td>3.0 TDI</td> <td>176</td> <td>10.08</td> <td>05.11</td> <td>PR: 1LG,1ZL</td> <td></td> <td></td> <td></td> <td></td> <td></td> </tr> </table> </td> </tr> </table></td></tr></table>	2.7 TDI quattro	140	10.08	08.11	PR: 1KQ	13.0460-2749.2	602749	elektrische Feststellbremse ¹⁾	24483 16,9 /Zub/S 24483 16,9 /Zub/S Einbausatz	LUC	2.8 FSI	140	10.08	08.11	PR: 1KQ	13.0470-2749.2	LD2749	2.8 FSI	154	11.06	08.11	PR: 1KQ	13.0460-0259.2	610259				2.8 FSI	162	10.08	08.11	PR: 1KQ						2.8 FSI quattro	140	10.08	08.11	PR: 1KQ						2.8 FSI quattro	154	04.07	08.11	PR: 1KQ						2.8 FSI quattro	162	10.08	08.11	PR: 1KQ						3.0	160	03.05	08.11	PR: 1KQ						3.0 quattro	160	03.05	08.11	PR: 1KQ						3.0 TDI quattro	155	03.05	08.11	PR: 1KQ						3.0 TDI quattro	165	03.05	08.11	PR: 1KQ						3.0 TDI quattro	171	06.06	08.11	PR: 1KQ						3.0 TDI quattro	176	10.08	08.11	PR: 1KQ						3.0 TFSI quattro		10.08	08.11	PR: 1KQ						3.2 FSI	188	03.05	08.11	PR: 1KQ						3.2 FSI quattro	188	03.05	08.11	PR: 1KQ						4.2 FSI quattro	257	06.06	08.11	PR: 1KQ						4.2 quattro	246	03.05	08.11	PR: 1KQ						RS6	426	04.08	08.11		13.0460-2888.2	602888	elektrische Feststellbremse ¹⁾	23326 17,4 /WE/S	LUC	S6	320	03.06	08.11	PR: 1KW,2EE	13.0460-0023.2	610023		Einbausatz			<table border="1"> <tr> <td>2.0 TDI</td> <td>100</td> <td>06.05</td> <td>08.11</td> <td>PR: 1KD,2ED,1KQ</td> <td>24.0112-0159.1</td> <td>412159</td> <td rowspan="2">elektrische Feststellbremse ¹⁾</td> <td rowspan="2">302 12,0 10,0 +B 302 12,0 10,0 +B PD</td> <td rowspan="2"></td> </tr> <tr> <td>2.0 TDI</td> <td>103</td> <td>03.05</td> <td>08.11</td> <td>PR: 1KD,2ED,1KQ</td> <td>24.0312-0159.1</td> <td>512159</td> </tr> <tr> <td>2.0 TDI</td> <td>125</td> <td>10.08</td> <td>08.11</td> <td>PR: 1KD,1KQ</td> <td></td> <td></td> <td></td> <td></td> <td></td> </tr> <tr> <td>2.0 TFSI</td> <td>125</td> <td>06.05</td> <td>08.11</td> <td>PR: 1KD,2ED,1KQ</td> <td></td> <td></td> <td></td> <td></td> <td></td> </tr> <tr> <td>2.4</td> <td>130</td> <td>03.05</td> <td>08.11</td> <td>PR: 1KD,2ED,1KQ</td> <td></td> <td></td> <td></td> <td></td> <td></td> </tr> <tr> <td>2.4 quattro</td> <td>130</td> <td>03.05</td> <td>08.11</td> <td>PR: 1KD,2ED,1KQ</td> <td></td> <td></td> <td></td> <td></td> <td></td> </tr> <tr> <td>2.7 TDI</td> <td>120</td> <td>03.05</td> <td>08.11</td> <td>PR: 1KD,2ED,1KQ</td> <td></td> <td></td> <td></td> <td></td> <td></td> </tr> <tr> <td>2.7 TDI</td> <td>132</td> <td>03.05</td> <td>08.11</td> <td>PR: 1KD,2ED,1KQ</td> <td></td> <td></td> <td></td> <td></td> <td></td> </tr> <tr> <td>2.7 TDI</td> <td>140</td> <td>10.08</td> <td>08.11</td> <td>PR: 1KD,1KQ</td> <td></td> <td></td> <td></td> <td></td> <td></td> </tr> <tr> <td>2.7 TDI quattro</td> <td>120</td> <td>06.05</td> <td>08.11</td> <td>PR: 1KD,2ED,1KQ</td> <td></td> <td></td> <td></td> <td></td> <td></td> </tr> <tr> <td>2.7 TDI quattro</td> <td>132</td> <td>03.05</td> <td>08.11</td> <td>PR: 1KD,2ED,1KQ</td> <td></td> <td></td> <td></td> <td></td> <td></td> </tr> <tr> <td>2.7 TDI quattro</td> <td>140</td> <td>10.08</td> <td>08.11</td> <td>PR: 1KD,1KQ</td> <td></td> <td></td> <td></td> <td></td> <td></td> </tr> <tr> <td>2.8 FSI</td> <td>140</td> <td>10.08</td> <td>08.11</td> <td>PR: 1KD,1KQ</td> <td></td> <td></td> <td></td> <td></td> <td></td> </tr> <tr> <td>2.8 FSI</td> <td>154</td> <td>11.06</td> <td>08.11</td> <td>PR: 1KD,2ED,1KQ</td> <td></td> <td></td> <td></td> <td></td> <td></td> </tr> <tr> <td>2.8 FSI</td> <td>162</td> <td>10.08</td> <td>08.11</td> <td>PR: 1KD,1KQ</td> <td></td> <td></td> <td></td> <td></td> <td></td> </tr> <tr> <td>2.8 FSI quattro</td> <td>140</td> <td>10.08</td> <td>08.11</td> <td>PR: 1KD,1KQ</td> <td></td> <td></td> <td></td> <td></td> <td></td> </tr> <tr> <td>2.8 FSI quattro</td> <td>154</td> <td>04.07</td> <td>08.11</td> <td>PR: 1KD,2ED,1KQ</td> <td></td> <td></td> <td></td> <td></td> <td></td> </tr> <tr> <td>2.8 FSI quattro</td> <td>162</td> <td>10.08</td> <td>08.11</td> <td>PR: 1KD,1KQ</td> <td></td> <td></td> <td></td> <td></td> <td></td> </tr> <tr> <td>3.0</td> <td>160</td> <td>03.05</td> <td>08.11</td> <td>PR: 1KD,2ED,1KQ</td> <td></td> <td></td> <td></td> <td></td> <td></td> </tr> <tr> <td>3.0 quattro</td> <td>160</td> <td>03.05</td> <td>08.11</td> <td>PR: 1KD,2ED,1KQ</td> <td></td> <td></td> <td></td> <td></td> <td></td> </tr> <tr> <td>3.0 TDI quattro</td> <td>155</td> <td>03.05</td> <td>08.11</td> <td>PR: 1KD,2ED,1KQ</td> <td></td> <td></td> <td></td> <td></td> <td></td> </tr> <tr> <td>3.0 TDI quattro</td> <td>165</td> <td>03.05</td> <td>08.11</td> <td>PR: 1KD,2ED,1KQ</td> <td></td> <td></td> <td></td> <td></td> <td></td> </tr> <tr> <td>3.0 TDI quattro</td> <td>171</td> <td>06.06</td> <td>08.11</td> <td>PR: 1KD,2ED,1KQ</td> <td></td> <td></td> <td></td> <td></td> <td></td> </tr> <tr> <td>3.0 TDI quattro</td> <td>176</td> <td>10.08</td> <td>08.11</td> <td>PR: 1KD,1KQ</td> <td></td> <td></td> <td></td> <td></td> <td></td> </tr> <tr> <td>3.0 TFSI quattro</td> <td></td> <td>10.08</td> <td>08.11</td> <td>PR: 1KD,1KQ</td> <td></td> <td></td> <td></td> <td></td> <td></td> </tr> <tr> <td>3.2 FSI</td> <td>188</td> <td>03.05</td> <td>08.11</td> <td>PR: 1KD,2ED,1KQ</td> <td></td> <td></td> <td></td> <td></td> <td></td> </tr> <tr> <td>3.2 FSI quattro</td> <td>188</td> <td>03.05</td> <td>08.11</td> <td>PR: 1KD,2ED,1KQ</td> <td></td> <td></td> <td></td> <td></td> <td></td> </tr> <tr> <td>4.2 FSI quattro</td> <td>257</td> <td>06.06</td> <td>08.11</td> <td>PR: 1KD,2ED,1KQ</td> <td></td> <td></td> <td></td> <td></td> <td></td> </tr> <tr> <td>4.2 quattro</td> <td>246</td> <td>03.05</td> <td>08.11</td> <td>PR: 1KD,2ED,1KQ</td> <td></td> <td></td> <td></td> <td></td> <td></td> </tr> <tr> <td>2.0 TDI</td> <td>100</td> <td>06.05</td> <td>08.11</td> <td>PR: 1KW,2EE</td> <td>24.0122-0223.1</td> <td>422223</td> <td>elektrische Feststellbremse ¹⁾</td> <td>330 22,0 20,0 V L +B</td> <td></td> </tr> <tr> <td>2.0 TDI</td> <td>103</td> <td>03.05</td> <td>08.11</td> <td>PR: 1KW,2EE</td> <td></td> <td></td> <td></td> <td></td> <td></td> </tr> <tr> <td>2.0 TDI</td> <td>125</td> <td>10.08</td> <td>08.11</td> <td>PR: 1KW</td> <td></td> <td></td> <td></td> <td></td> <td></td> </tr> <tr> <td>2.0 TFSI</td> <td>125</td> <td>06.05</td> <td>08.11</td> <td>PR: 1KW,2EE</td> <td></td> <td></td> <td></td> <td></td> <td></td> </tr> <tr> <td>2.4</td> <td>130</td> <td>03.05</td> <td>08.11</td> <td>PR: 1KW,2EE</td> <td></td> <td></td> <td></td> <td></td> <td></td> </tr> <tr> <td>2.4 quattro</td> <td>130</td> <td>03.05</td> <td>08.11</td> <td>PR: 1KW,2EE</td> <td></td> <td></td> <td></td> <td></td> <td></td> </tr> <tr> <td>2.7 TDI</td> <td>120</td> <td>03.05</td> <td>08.11</td> <td>PR: 1KW,2EE</td> <td></td> <td></td> <td></td> <td></td> <td></td> </tr> <tr> <td>2.7 TDI</td> <td>132</td> <td>03.05</td> <td>08.11</td> <td>PR: 1KW,2EE</td> <td></td> <td></td> <td></td> <td></td> <td></td> </tr> <tr> <td>2.7 TDI</td> <td>140</td> <td>10.08</td> <td>08.11</td> <td>PR: 1KW</td> <td></td> <td></td> <td></td> <td></td> <td></td> </tr> <tr> <td>2.7 TDI quattro</td> <td>120</td> <td>06.05</td> <td>08.11</td> <td>PR: 1KW,2EE</td> <td></td> <td></td> <td></td> <td></td> <td></td> </tr> <tr> <td>2.7 TDI quattro</td> <td>132</td> <td>03.05</td> <td>08.11</td> <td>PR: 1KW,2EE</td> <td></td> <td></td> <td></td> <td></td> <td></td> </tr> <tr> <td>2.7 TDI quattro</td> <td>140</td> <td>10.08</td> <td>08.11</td> <td>PR: 1KW</td> <td></td> <td></td> <td></td> <td></td> <td></td> </tr> <tr> <td>2.8 FSI</td> <td>140</td> <td>10.08</td> <td>08.11</td> <td>PR: 1KW</td> <td></td> <td></td> <td></td> <td></td> <td></td> </tr> <tr> <td>2.8 FSI</td> <td>154</td> <td>11.06</td> <td>08.11</td> <td>PR: 1KW,2EE</td> <td></td> <td></td> <td></td> <td></td> <td></td> </tr> <tr> <td>2.8 FSI</td> <td>162</td> <td>10.08</td> <td>08.11</td> <td>PR: 1KW</td> <td></td> <td></td> <td></td> <td></td> <td></td> </tr> <tr> <td>2.8 FSI quattro</td> <td>140</td> <td>10.08</td> <td>08.11</td> <td>PR: 1KW</td> <td></td> <td></td> <td></td> <td></td> <td></td> </tr> <tr> <td>2.8 FSI quattro</td> <td>154</td> <td>04.07</td> <td>08.11</td> <td>PR: 1KW,2EE</td> <td></td> <td></td> <td></td> <td></td> <td></td> </tr> <tr> <td>2.8 FSI quattro</td> <td>162</td> <td>10.08</td> <td>08.11</td> <td>PR: 1KW</td> <td></td> <td></td> <td></td> <td></td> <td></td> </tr> <tr> <td>3.0</td> <td>160</td> <td>03.05</td> <td>08.11</td> <td>PR: 1KW,2EE</td> <td></td> <td></td> <td></td> <td></td> <td></td> </tr> <tr> <td>3.0 quattro</td> <td>160</td> <td>03.05</td> <td>08.11</td> <td>PR: 1KW,2EE</td> <td></td> <td></td> <td></td> <td></td> <td></td> </tr> <tr> <td>3.0 TDI quattro</td> <td>155</td> <td>03.05</td> <td>08.11</td> <td>PR: 1KW,2EE</td> <td></td> <td></td> <td></td> <td></td> <td></td> </tr> <tr> <td>3.0 TDI quattro</td> <td>165</td> <td>03.05</td> <td>08.11</td> <td>PR: 1KW,2EE</td> <td></td> <td></td> <td></td> <td></td> <td></td> </tr> <tr> <td>3.0 TDI quattro</td> <td>171</td> <td>06.06</td> <td>08.11</td> <td>PR: 1KW,2EE</td> <td></td> <td></td> <td></td> <td></td> <td></td> </tr> <tr> <td>3.0 TDI quattro</td> <td>176</td> <td>10.08</td> <td>08.11</td> <td>PR: 1KW</td> <td></td> <td></td> <td></td> <td></td> <td></td> </tr> <tr> <td>3.0 TFSI quattro</td> <td></td> <td>10.08</td> <td>08.11</td> <td>PR: 1KW</td> <td></td> <td></td> <td></td> <td></td> <td></td> </tr> <tr> <td>3.2 FSI</td> <td>188</td> <td>03.05</td> <td>08.11</td> <td>PR: 1KW,2EE</td> <td></td> <td></td> <td></td> <td></td> <td></td> </tr> <tr> <td>3.2 FSI quattro</td> <td>188</td> <td>03.05</td> <td>08.11</td> <td>PR: 1KW,2EE</td> <td></td> <td></td> <td></td> <td></td> <td></td> </tr> <tr> <td>4.2 FSI quattro</td> <td>257</td> <td>06.06</td> <td>08.11</td> <td>PR: 1KW,2EE</td> <td></td> <td></td> <td></td> <td></td> <td></td> </tr> <tr> <td>4.2 quattro</td> <td>246</td> <td>03.05</td> <td>08.11</td> <td>PR: 1KW,2EE</td> <td></td> <td></td> <td></td> <td></td> <td></td> </tr> <tr> <td>S6</td> <td>320</td> <td>03.06</td> <td>08.11</td> <td>PR: 1KW,2EE</td> <td>24.0122-0243.1</td> <td>422243</td> <td>elektrische Feststellbremse ¹⁾</td> <td>330 22,0 20,0 V L +B</td> <td></td> </tr> <tr> <th colspan="2">AUDI A6 Allroad (06-11)</th> </tr> <tr> <td></td> <td> <table border="1"> <tr> <td>2.7 TDI</td> <td>120</td> <td>05.06</td> <td>05.11</td> <td>PR: 1LG,1ZL</td> <td>13.0460-7201.2</td> <td>607201</td> <td rowspan="2"></td> <td rowspan="2">23763 20,3 +/WK 23763 20,3 +/WK</td> <td rowspan="2">ATE ATE</td> </tr> <tr> <td>2.7 TDI</td> <td>132</td> <td>05.06</td> <td>05.11</td> <td>PR: 1LG,1ZL</td> <td>13.0470-7201.2</td> <td>LD7201</td> </tr> <tr> <td>2.7 TDI</td> <td>140</td> <td>10.08</td> <td>05.11</td> <td>PR: 1LG,1ZL</td> <td></td> <td></td> <td></td> <td></td> <td></td> </tr> <tr> <td>3.0 TDI</td> <td>155</td> <td>05.06</td> <td>05.11</td> <td>PR: 1LG,1ZL</td> <td></td> <td></td> <td></td> <td></td> <td></td> </tr> <tr> <td>3.0 TDI</td> <td>171</td> <td>05.06</td> <td>05.11</td> <td>PR: 1LG,1ZL</td> <td></td> <td></td> <td></td> <td></td> <td></td> </tr> <tr> <td>3.0 TDI</td> <td>176</td> <td>10.08</td> <td>05.11</td> <td>PR: 1LG,1ZL</td> <td></td> <td></td> <td></td> <td></td> <td></td> </tr> </table> </td> </tr> </table>	2.0 TDI	100	06.05	08.11	PR: 1KD,2ED,1KQ	24.0112-0159.1	412159	elektrische Feststellbremse ¹⁾	302 12,0 10,0 +B 302 12,0 10,0 +B PD		2.0 TDI	103	03.05	08.11	PR: 1KD,2ED,1KQ	24.0312-0159.1	512159	2.0 TDI	125	10.08	08.11	PR: 1KD,1KQ						2.0 TFSI	125	06.05	08.11	PR: 1KD,2ED,1KQ						2.4	130	03.05	08.11	PR: 1KD,2ED,1KQ						2.4 quattro	130	03.05	08.11	PR: 1KD,2ED,1KQ						2.7 TDI	120	03.05	08.11	PR: 1KD,2ED,1KQ						2.7 TDI	132	03.05	08.11	PR: 1KD,2ED,1KQ						2.7 TDI	140	10.08	08.11	PR: 1KD,1KQ						2.7 TDI quattro	120	06.05	08.11	PR: 1KD,2ED,1KQ						2.7 TDI quattro	132	03.05	08.11	PR: 1KD,2ED,1KQ						2.7 TDI quattro	140	10.08	08.11	PR: 1KD,1KQ						2.8 FSI	140	10.08	08.11	PR: 1KD,1KQ						2.8 FSI	154	11.06	08.11	PR: 1KD,2ED,1KQ						2.8 FSI	162	10.08	08.11	PR: 1KD,1KQ						2.8 FSI quattro	140	10.08	08.11	PR: 1KD,1KQ						2.8 FSI quattro	154	04.07	08.11	PR: 1KD,2ED,1KQ						2.8 FSI quattro	162	10.08	08.11	PR: 1KD,1KQ						3.0	160	03.05	08.11	PR: 1KD,2ED,1KQ						3.0 quattro	160	03.05	08.11	PR: 1KD,2ED,1KQ						3.0 TDI quattro	155	03.05	08.11	PR: 1KD,2ED,1KQ						3.0 TDI quattro	165	03.05	08.11	PR: 1KD,2ED,1KQ						3.0 TDI quattro	171	06.06	08.11	PR: 1KD,2ED,1KQ						3.0 TDI quattro	176	10.08	08.11	PR: 1KD,1KQ						3.0 TFSI quattro		10.08	08.11	PR: 1KD,1KQ						3.2 FSI	188	03.05	08.11	PR: 1KD,2ED,1KQ						3.2 FSI quattro	188	03.05	08.11	PR: 1KD,2ED,1KQ						4.2 FSI quattro	257	06.06	08.11	PR: 1KD,2ED,1KQ						4.2 quattro	246	03.05	08.11	PR: 1KD,2ED,1KQ						2.0 TDI	100	06.05	08.11	PR: 1KW,2EE	24.0122-0223.1	422223	elektrische Feststellbremse ¹⁾	330 22,0 20,0 V L +B		2.0 TDI	103	03.05	08.11	PR: 1KW,2EE						2.0 TDI	125	10.08	08.11	PR: 1KW						2.0 TFSI	125	06.05	08.11	PR: 1KW,2EE						2.4	130	03.05	08.11	PR: 1KW,2EE						2.4 quattro	130	03.05	08.11	PR: 1KW,2EE						2.7 TDI	120	03.05	08.11	PR: 1KW,2EE						2.7 TDI	132	03.05	08.11	PR: 1KW,2EE						2.7 TDI	140	10.08	08.11	PR: 1KW						2.7 TDI quattro	120	06.05	08.11	PR: 1KW,2EE						2.7 TDI quattro	132	03.05	08.11	PR: 1KW,2EE						2.7 TDI quattro	140	10.08	08.11	PR: 1KW						2.8 FSI	140	10.08	08.11	PR: 1KW						2.8 FSI	154	11.06	08.11	PR: 1KW,2EE						2.8 FSI	162	10.08	08.11	PR: 1KW						2.8 FSI quattro	140	10.08	08.11	PR: 1KW						2.8 FSI quattro	154	04.07	08.11	PR: 1KW,2EE						2.8 FSI quattro	162	10.08	08.11	PR: 1KW						3.0	160	03.05	08.11	PR: 1KW,2EE						3.0 quattro	160	03.05	08.11	PR: 1KW,2EE						3.0 TDI quattro	155	03.05	08.11	PR: 1KW,2EE						3.0 TDI quattro	165	03.05	08.11	PR: 1KW,2EE						3.0 TDI quattro	171	06.06	08.11	PR: 1KW,2EE						3.0 TDI quattro	176	10.08	08.11	PR: 1KW						3.0 TFSI quattro		10.08	08.11	PR: 1KW						3.2 FSI	188	03.05	08.11	PR: 1KW,2EE						3.2 FSI quattro	188	03.05	08.11	PR: 1KW,2EE						4.2 FSI quattro	257	06.06	08.11	PR: 1KW,2EE						4.2 quattro	246	03.05	08.11	PR: 1KW,2EE						S6	320	03.06	08.11	PR: 1KW,2EE	24.0122-0243.1	422243	elektrische Feststellbremse ¹⁾	330 22,0 20,0 V L +B		AUDI A6 Allroad (06-11)			<table border="1"> <tr> <td>2.7 TDI</td> <td>120</td> <td>05.06</td> <td>05.11</td> <td>PR: 1LG,1ZL</td> <td>13.0460-7201.2</td> <td>607201</td> <td rowspan="2"></td> <td rowspan="2">23763 20,3 +/WK 23763 20,3 +/WK</td> <td rowspan="2">ATE ATE</td> </tr> <tr> <td>2.7 TDI</td> <td>132</td> <td>05.06</td> <td>05.11</td> <td>PR: 1LG,1ZL</td> <td>13.0470-7201.2</td> <td>LD7201</td> </tr> <tr> <td>2.7 TDI</td> <td>140</td> <td>10.08</td> <td>05.11</td> <td>PR: 1LG,1ZL</td> <td></td> <td></td> <td></td> <td></td> <td></td> </tr> <tr> <td>3.0 TDI</td> <td>155</td> <td>05.06</td> <td>05.11</td> <td>PR: 1LG,1ZL</td> <td></td> <td></td> <td></td> <td></td> <td></td> </tr> <tr> <td>3.0 TDI</td> <td>171</td> <td>05.06</td> <td>05.11</td> <td>PR: 1LG,1ZL</td> <td></td> <td></td> <td></td> <td></td> <td></td> </tr> <tr> <td>3.0 TDI</td> <td>176</td> <td>10.08</td> <td>05.11</td> <td>PR: 1LG,1ZL</td> <td></td> <td></td> <td></td> <td></td> <td></td> </tr> </table>	2.7 TDI	120	05.06	05.11	PR: 1LG,1ZL	13.0460-7201.2	607201		23763 20,3 +/WK 23763 20,3 +/WK	ATE ATE	2.7 TDI	132	05.06	05.11	PR: 1LG,1ZL	13.0470-7201.2	LD7201	2.7 TDI	140	10.08	05.11	PR: 1LG,1ZL						3.0 TDI	155	05.06	05.11	PR: 1LG,1ZL						3.0 TDI	171	05.06	05.11	PR: 1LG,1ZL						3.0 TDI	176	10.08	05.11	PR: 1LG,1ZL					
2.7 TDI quattro	140	10.08	08.11	PR: 1KQ	13.0460-2749.2	602749	elektrische Feststellbremse ¹⁾	24483 16,9 /Zub/S 24483 16,9 /Zub/S Einbausatz				LUC																																																																																																																																																																																																																																																																																																																																																																																																																																																																																																																																																																																																																																																																																																																																																																																																																																																																				
2.8 FSI	140	10.08	08.11	PR: 1KQ	13.0470-2749.2	LD2749																																																																																																																																																																																																																																																																																																																																																																																																																																																																																																																																																																																																																																																																																																																																																																																																																																																																										
2.8 FSI	154	11.06	08.11	PR: 1KQ	13.0460-0259.2	610259																																																																																																																																																																																																																																																																																																																																																																																																																																																																																																																																																																																																																																																																																																																																																																																																																																																																										
2.8 FSI	162	10.08	08.11	PR: 1KQ																																																																																																																																																																																																																																																																																																																																																																																																																																																																																																																																																																																																																																																																																																																																																																																																																																																																												
2.8 FSI quattro	140	10.08	08.11	PR: 1KQ																																																																																																																																																																																																																																																																																																																																																																																																																																																																																																																																																																																																																																																																																																																																																																																																																																																																												
2.8 FSI quattro	154	04.07	08.11	PR: 1KQ																																																																																																																																																																																																																																																																																																																																																																																																																																																																																																																																																																																																																																																																																																																																																																																																																																																																												
2.8 FSI quattro	162	10.08	08.11	PR: 1KQ																																																																																																																																																																																																																																																																																																																																																																																																																																																																																																																																																																																																																																																																																																																																																																																																																																																																												
3.0	160	03.05	08.11	PR: 1KQ																																																																																																																																																																																																																																																																																																																																																																																																																																																																																																																																																																																																																																																																																																																																																																																																																																																																												
3.0 quattro	160	03.05	08.11	PR: 1KQ																																																																																																																																																																																																																																																																																																																																																																																																																																																																																																																																																																																																																																																																																																																																																																																																																																																																												
3.0 TDI quattro	155	03.05	08.11	PR: 1KQ																																																																																																																																																																																																																																																																																																																																																																																																																																																																																																																																																																																																																																																																																																																																																																																																																																																																												
3.0 TDI quattro	165	03.05	08.11	PR: 1KQ																																																																																																																																																																																																																																																																																																																																																																																																																																																																																																																																																																																																																																																																																																																																																																																																																																																																												
3.0 TDI quattro	171	06.06	08.11	PR: 1KQ																																																																																																																																																																																																																																																																																																																																																																																																																																																																																																																																																																																																																																																																																																																																																																																																																																																																												
3.0 TDI quattro	176	10.08	08.11	PR: 1KQ																																																																																																																																																																																																																																																																																																																																																																																																																																																																																																																																																																																																																																																																																																																																																																																																																																																																												
3.0 TFSI quattro		10.08	08.11	PR: 1KQ																																																																																																																																																																																																																																																																																																																																																																																																																																																																																																																																																																																																																																																																																																																																																																																																																																																																												
3.2 FSI	188	03.05	08.11	PR: 1KQ																																																																																																																																																																																																																																																																																																																																																																																																																																																																																																																																																																																																																																																																																																																																																																																																																																																																												
3.2 FSI quattro	188	03.05	08.11	PR: 1KQ																																																																																																																																																																																																																																																																																																																																																																																																																																																																																																																																																																																																																																																																																																																																																																																																																																																																												
4.2 FSI quattro	257	06.06	08.11	PR: 1KQ																																																																																																																																																																																																																																																																																																																																																																																																																																																																																																																																																																																																																																																																																																																																																																																																																																																																												
4.2 quattro	246	03.05	08.11	PR: 1KQ																																																																																																																																																																																																																																																																																																																																																																																																																																																																																																																																																																																																																																																																																																																																																																																																																																																																												
RS6	426	04.08	08.11		13.0460-2888.2	602888	elektrische Feststellbremse ¹⁾	23326 17,4 /WE/S	LUC																																																																																																																																																																																																																																																																																																																																																																																																																																																																																																																																																																																																																																																																																																																																																																																																																																																																							
S6	320	03.06	08.11	PR: 1KW,2EE	13.0460-0023.2	610023		Einbausatz																																																																																																																																																																																																																																																																																																																																																																																																																																																																																																																																																																																																																																																																																																																																																																																																																																																																								
	<table border="1"> <tr> <td>2.0 TDI</td> <td>100</td> <td>06.05</td> <td>08.11</td> <td>PR: 1KD,2ED,1KQ</td> <td>24.0112-0159.1</td> <td>412159</td> <td rowspan="2">elektrische Feststellbremse ¹⁾</td> <td rowspan="2">302 12,0 10,0 +B 302 12,0 10,0 +B PD</td> <td rowspan="2"></td> </tr> <tr> <td>2.0 TDI</td> <td>103</td> <td>03.05</td> <td>08.11</td> <td>PR: 1KD,2ED,1KQ</td> <td>24.0312-0159.1</td> <td>512159</td> </tr> <tr> <td>2.0 TDI</td> <td>125</td> <td>10.08</td> <td>08.11</td> <td>PR: 1KD,1KQ</td> <td></td> <td></td> <td></td> <td></td> <td></td> </tr> <tr> <td>2.0 TFSI</td> <td>125</td> <td>06.05</td> <td>08.11</td> <td>PR: 1KD,2ED,1KQ</td> <td></td> <td></td> <td></td> <td></td> <td></td> </tr> <tr> <td>2.4</td> <td>130</td> <td>03.05</td> <td>08.11</td> <td>PR: 1KD,2ED,1KQ</td> <td></td> <td></td> <td></td> <td></td> <td></td> </tr> <tr> <td>2.4 quattro</td> <td>130</td> <td>03.05</td> <td>08.11</td> <td>PR: 1KD,2ED,1KQ</td> <td></td> <td></td> <td></td> <td></td> <td></td> </tr> <tr> <td>2.7 TDI</td> <td>120</td> <td>03.05</td> <td>08.11</td> <td>PR: 1KD,2ED,1KQ</td> <td></td> <td></td> <td></td> <td></td> <td></td> </tr> <tr> <td>2.7 TDI</td> <td>132</td> <td>03.05</td> <td>08.11</td> <td>PR: 1KD,2ED,1KQ</td> <td></td> <td></td> <td></td> <td></td> <td></td> </tr> <tr> <td>2.7 TDI</td> <td>140</td> <td>10.08</td> <td>08.11</td> <td>PR: 1KD,1KQ</td> <td></td> <td></td> <td></td> <td></td> <td></td> </tr> <tr> <td>2.7 TDI quattro</td> <td>120</td> <td>06.05</td> <td>08.11</td> <td>PR: 1KD,2ED,1KQ</td> <td></td> <td></td> <td></td> <td></td> <td></td> </tr> <tr> <td>2.7 TDI quattro</td> <td>132</td> <td>03.05</td> <td>08.11</td> <td>PR: 1KD,2ED,1KQ</td> <td></td> <td></td> <td></td> <td></td> <td></td> </tr> <tr> <td>2.7 TDI quattro</td> <td>140</td> <td>10.08</td> <td>08.11</td> <td>PR: 1KD,1KQ</td> <td></td> <td></td> <td></td> <td></td> <td></td> </tr> <tr> <td>2.8 FSI</td> <td>140</td> <td>10.08</td> <td>08.11</td> <td>PR: 1KD,1KQ</td> <td></td> <td></td> <td></td> <td></td> <td></td> </tr> <tr> <td>2.8 FSI</td> <td>154</td> <td>11.06</td> <td>08.11</td> <td>PR: 1KD,2ED,1KQ</td> <td></td> <td></td> <td></td> <td></td> <td></td> </tr> <tr> <td>2.8 FSI</td> <td>162</td> <td>10.08</td> <td>08.11</td> <td>PR: 1KD,1KQ</td> <td></td> <td></td> <td></td> <td></td> <td></td> </tr> <tr> <td>2.8 FSI quattro</td> <td>140</td> <td>10.08</td> <td>08.11</td> <td>PR: 1KD,1KQ</td> <td></td> <td></td> <td></td> <td></td> <td></td> </tr> <tr> <td>2.8 FSI quattro</td> <td>154</td> <td>04.07</td> <td>08.11</td> <td>PR: 1KD,2ED,1KQ</td> <td></td> <td></td> <td></td> <td></td> <td></td> </tr> <tr> <td>2.8 FSI quattro</td> <td>162</td> <td>10.08</td> <td>08.11</td> <td>PR: 1KD,1KQ</td> <td></td> <td></td> <td></td> <td></td> <td></td> </tr> <tr> <td>3.0</td> <td>160</td> <td>03.05</td> <td>08.11</td> <td>PR: 1KD,2ED,1KQ</td> <td></td> <td></td> <td></td> <td></td> <td></td> </tr> <tr> <td>3.0 quattro</td> <td>160</td> <td>03.05</td> <td>08.11</td> <td>PR: 1KD,2ED,1KQ</td> <td></td> <td></td> <td></td> <td></td> <td></td> </tr> <tr> <td>3.0 TDI quattro</td> <td>155</td> <td>03.05</td> <td>08.11</td> <td>PR: 1KD,2ED,1KQ</td> <td></td> <td></td> <td></td> <td></td> <td></td> </tr> <tr> <td>3.0 TDI quattro</td> <td>165</td> <td>03.05</td> <td>08.11</td> <td>PR: 1KD,2ED,1KQ</td> <td></td> <td></td> <td></td> <td></td> <td></td> </tr> <tr> <td>3.0 TDI quattro</td> <td>171</td> <td>06.06</td> <td>08.11</td> <td>PR: 1KD,2ED,1KQ</td> <td></td> <td></td> <td></td> <td></td> <td></td> </tr> <tr> <td>3.0 TDI quattro</td> <td>176</td> <td>10.08</td> <td>08.11</td> <td>PR: 1KD,1KQ</td> <td></td> <td></td> <td></td> <td></td> <td></td> </tr> <tr> <td>3.0 TFSI quattro</td> <td></td> <td>10.08</td> <td>08.11</td> <td>PR: 1KD,1KQ</td> <td></td> <td></td> <td></td> <td></td> <td></td> </tr> <tr> <td>3.2 FSI</td> <td>188</td> <td>03.05</td> <td>08.11</td> <td>PR: 1KD,2ED,1KQ</td> <td></td> <td></td> <td></td> <td></td> <td></td> </tr> <tr> <td>3.2 FSI quattro</td> <td>188</td> <td>03.05</td> <td>08.11</td> <td>PR: 1KD,2ED,1KQ</td> <td></td> <td></td> <td></td> <td></td> <td></td> </tr> <tr> <td>4.2 FSI quattro</td> <td>257</td> <td>06.06</td> <td>08.11</td> <td>PR: 1KD,2ED,1KQ</td> <td></td> <td></td> <td></td> <td></td> <td></td> </tr> <tr> <td>4.2 quattro</td> <td>246</td> <td>03.05</td> <td>08.11</td> <td>PR: 1KD,2ED,1KQ</td> <td></td> <td></td> <td></td> <td></td> <td></td> </tr> <tr> <td>2.0 TDI</td> <td>100</td> <td>06.05</td> <td>08.11</td> <td>PR: 1KW,2EE</td> <td>24.0122-0223.1</td> <td>422223</td> <td>elektrische Feststellbremse ¹⁾</td> <td>330 22,0 20,0 V L +B</td> <td></td> </tr> <tr> <td>2.0 TDI</td> <td>103</td> <td>03.05</td> <td>08.11</td> <td>PR: 1KW,2EE</td> <td></td> <td></td> <td></td> <td></td> <td></td> </tr> <tr> <td>2.0 TDI</td> <td>125</td> <td>10.08</td> <td>08.11</td> <td>PR: 1KW</td> <td></td> <td></td> <td></td> <td></td> <td></td> </tr> <tr> <td>2.0 TFSI</td> <td>125</td> <td>06.05</td> <td>08.11</td> <td>PR: 1KW,2EE</td> <td></td> <td></td> <td></td> <td></td> <td></td> </tr> <tr> <td>2.4</td> <td>130</td> <td>03.05</td> <td>08.11</td> <td>PR: 1KW,2EE</td> <td></td> <td></td> <td></td> <td></td> <td></td> </tr> <tr> <td>2.4 quattro</td> <td>130</td> <td>03.05</td> <td>08.11</td> <td>PR: 1KW,2EE</td> <td></td> <td></td> <td></td> <td></td> <td></td> </tr> <tr> <td>2.7 TDI</td> <td>120</td> <td>03.05</td> <td>08.11</td> <td>PR: 1KW,2EE</td> <td></td> <td></td> <td></td> <td></td> <td></td> </tr> <tr> <td>2.7 TDI</td> <td>132</td> <td>03.05</td> <td>08.11</td> <td>PR: 1KW,2EE</td> <td></td> <td></td> <td></td> <td></td> <td></td> </tr> <tr> <td>2.7 TDI</td> <td>140</td> <td>10.08</td> <td>08.11</td> <td>PR: 1KW</td> <td></td> <td></td> <td></td> <td></td> <td></td> </tr> <tr> <td>2.7 TDI quattro</td> <td>120</td> <td>06.05</td> <td>08.11</td> <td>PR: 1KW,2EE</td> <td></td> <td></td> <td></td> <td></td> <td></td> </tr> <tr> <td>2.7 TDI quattro</td> <td>132</td> <td>03.05</td> <td>08.11</td> <td>PR: 1KW,2EE</td> <td></td> <td></td> <td></td> <td></td> <td></td> </tr> <tr> <td>2.7 TDI quattro</td> <td>140</td> <td>10.08</td> <td>08.11</td> <td>PR: 1KW</td> <td></td> <td></td> <td></td> <td></td> <td></td> </tr> <tr> <td>2.8 FSI</td> <td>140</td> <td>10.08</td> <td>08.11</td> <td>PR: 1KW</td> <td></td> <td></td> <td></td> <td></td> <td></td> </tr> <tr> <td>2.8 FSI</td> <td>154</td> <td>11.06</td> <td>08.11</td> <td>PR: 1KW,2EE</td> <td></td> <td></td> <td></td> <td></td> <td></td> </tr> <tr> <td>2.8 FSI</td> <td>162</td> <td>10.08</td> <td>08.11</td> <td>PR: 1KW</td> <td></td> <td></td> <td></td> <td></td> <td></td> </tr> <tr> <td>2.8 FSI quattro</td> <td>140</td> <td>10.08</td> <td>08.11</td> <td>PR: 1KW</td> <td></td> <td></td> <td></td> <td></td> <td></td> </tr> <tr> <td>2.8 FSI quattro</td> <td>154</td> <td>04.07</td> <td>08.11</td> <td>PR: 1KW,2EE</td> <td></td> <td></td> <td></td> <td></td> <td></td> </tr> <tr> <td>2.8 FSI quattro</td> <td>162</td> <td>10.08</td> <td>08.11</td> <td>PR: 1KW</td> <td></td> <td></td> <td></td> <td></td> <td></td> </tr> <tr> <td>3.0</td> <td>160</td> <td>03.05</td> <td>08.11</td> <td>PR: 1KW,2EE</td> <td></td> <td></td> <td></td> <td></td> <td></td> </tr> <tr> <td>3.0 quattro</td> <td>160</td> <td>03.05</td> <td>08.11</td> <td>PR: 1KW,2EE</td> <td></td> <td></td> <td></td> <td></td> <td></td> </tr> <tr> <td>3.0 TDI quattro</td> <td>155</td> <td>03.05</td> <td>08.11</td> <td>PR: 1KW,2EE</td> <td></td> <td></td> <td></td> <td></td> <td></td> </tr> <tr> <td>3.0 TDI quattro</td> <td>165</td> <td>03.05</td> <td>08.11</td> <td>PR: 1KW,2EE</td> <td></td> <td></td> <td></td> <td></td> <td></td> </tr> <tr> <td>3.0 TDI quattro</td> <td>171</td> <td>06.06</td> <td>08.11</td> <td>PR: 1KW,2EE</td> <td></td> <td></td> <td></td> <td></td> <td></td> </tr> <tr> <td>3.0 TDI quattro</td> <td>176</td> <td>10.08</td> <td>08.11</td> <td>PR: 1KW</td> <td></td> <td></td> <td></td> <td></td> <td></td> </tr> <tr> <td>3.0 TFSI quattro</td> <td></td> <td>10.08</td> <td>08.11</td> <td>PR: 1KW</td> <td></td> <td></td> <td></td> <td></td> <td></td> </tr> <tr> <td>3.2 FSI</td> <td>188</td> <td>03.05</td> <td>08.11</td> <td>PR: 1KW,2EE</td> <td></td> <td></td> <td></td> <td></td> <td></td> </tr> <tr> <td>3.2 FSI quattro</td> <td>188</td> <td>03.05</td> <td>08.11</td> <td>PR: 1KW,2EE</td> <td></td> <td></td> <td></td> <td></td> <td></td> </tr> <tr> <td>4.2 FSI quattro</td> <td>257</td> <td>06.06</td> <td>08.11</td> <td>PR: 1KW,2EE</td> <td></td> <td></td> <td></td> <td></td> <td></td> </tr> <tr> <td>4.2 quattro</td> <td>246</td> <td>03.05</td> <td>08.11</td> <td>PR: 1KW,2EE</td> <td></td> <td></td> <td></td> <td></td> <td></td> </tr> <tr> <td>S6</td> <td>320</td> <td>03.06</td> <td>08.11</td> <td>PR: 1KW,2EE</td> <td>24.0122-0243.1</td> <td>422243</td> <td>elektrische Feststellbremse ¹⁾</td> <td>330 22,0 20,0 V L +B</td> <td></td> </tr> <tr> <th colspan="2">AUDI A6 Allroad (06-11)</th> </tr> <tr> <td></td> <td> <table border="1"> <tr> <td>2.7 TDI</td> <td>120</td> <td>05.06</td> <td>05.11</td> <td>PR: 1LG,1ZL</td> <td>13.0460-7201.2</td> <td>607201</td> <td rowspan="2"></td> <td rowspan="2">23763 20,3 +/WK 23763 20,3 +/WK</td> <td rowspan="2">ATE ATE</td> </tr> <tr> <td>2.7 TDI</td> <td>132</td> <td>05.06</td> <td>05.11</td> <td>PR: 1LG,1ZL</td> <td>13.0470-7201.2</td> <td>LD7201</td> </tr> <tr> <td>2.7 TDI</td> <td>140</td> <td>10.08</td> <td>05.11</td> <td>PR: 1LG,1ZL</td> <td></td> <td></td> <td></td> <td></td> <td></td> </tr> <tr> <td>3.0 TDI</td> <td>155</td> <td>05.06</td> <td>05.11</td> <td>PR: 1LG,1ZL</td> <td></td> <td></td> <td></td> <td></td> <td></td> </tr> <tr> <td>3.0 TDI</td> <td>171</td> <td>05.06</td> <td>05.11</td> <td>PR: 1LG,1ZL</td> <td></td> <td></td> <td></td> <td></td> <td></td> </tr> <tr> <td>3.0 TDI</td> <td>176</td> <td>10.08</td> <td>05.11</td> <td>PR: 1LG,1ZL</td> <td></td> <td></td> <td></td> <td></td> <td></td> </tr> </table> </td> </tr> </table>	2.0 TDI	100	06.05	08.11	PR: 1KD,2ED,1KQ	24.0112-0159.1	412159	elektrische Feststellbremse ¹⁾	302 12,0 10,0 +B 302 12,0 10,0 +B PD		2.0 TDI	103	03.05	08.11	PR: 1KD,2ED,1KQ	24.0312-0159.1	512159	2.0 TDI	125	10.08	08.11	PR: 1KD,1KQ						2.0 TFSI	125	06.05	08.11	PR: 1KD,2ED,1KQ						2.4	130	03.05	08.11	PR: 1KD,2ED,1KQ						2.4 quattro	130	03.05	08.11	PR: 1KD,2ED,1KQ						2.7 TDI	120	03.05	08.11	PR: 1KD,2ED,1KQ						2.7 TDI	132	03.05	08.11	PR: 1KD,2ED,1KQ						2.7 TDI	140	10.08	08.11	PR: 1KD,1KQ						2.7 TDI quattro	120	06.05	08.11	PR: 1KD,2ED,1KQ						2.7 TDI quattro	132	03.05	08.11	PR: 1KD,2ED,1KQ						2.7 TDI quattro	140	10.08	08.11	PR: 1KD,1KQ						2.8 FSI	140	10.08	08.11	PR: 1KD,1KQ						2.8 FSI	154	11.06	08.11	PR: 1KD,2ED,1KQ						2.8 FSI	162	10.08	08.11	PR: 1KD,1KQ						2.8 FSI quattro	140	10.08	08.11	PR: 1KD,1KQ						2.8 FSI quattro	154	04.07	08.11	PR: 1KD,2ED,1KQ						2.8 FSI quattro	162	10.08	08.11	PR: 1KD,1KQ						3.0	160	03.05	08.11	PR: 1KD,2ED,1KQ						3.0 quattro	160	03.05	08.11	PR: 1KD,2ED,1KQ						3.0 TDI quattro	155	03.05	08.11	PR: 1KD,2ED,1KQ						3.0 TDI quattro	165	03.05	08.11	PR: 1KD,2ED,1KQ						3.0 TDI quattro	171	06.06	08.11	PR: 1KD,2ED,1KQ						3.0 TDI quattro	176	10.08	08.11	PR: 1KD,1KQ						3.0 TFSI quattro		10.08	08.11	PR: 1KD,1KQ						3.2 FSI	188	03.05	08.11	PR: 1KD,2ED,1KQ						3.2 FSI quattro	188	03.05	08.11	PR: 1KD,2ED,1KQ						4.2 FSI quattro	257	06.06	08.11	PR: 1KD,2ED,1KQ						4.2 quattro	246	03.05	08.11	PR: 1KD,2ED,1KQ						2.0 TDI	100	06.05	08.11	PR: 1KW,2EE	24.0122-0223.1	422223	elektrische Feststellbremse ¹⁾	330 22,0 20,0 V L +B		2.0 TDI	103	03.05	08.11	PR: 1KW,2EE						2.0 TDI	125	10.08	08.11	PR: 1KW						2.0 TFSI	125	06.05	08.11	PR: 1KW,2EE						2.4	130	03.05	08.11	PR: 1KW,2EE						2.4 quattro	130	03.05	08.11	PR: 1KW,2EE						2.7 TDI	120	03.05	08.11	PR: 1KW,2EE						2.7 TDI	132	03.05	08.11	PR: 1KW,2EE						2.7 TDI	140	10.08	08.11	PR: 1KW						2.7 TDI quattro	120	06.05	08.11	PR: 1KW,2EE						2.7 TDI quattro	132	03.05	08.11	PR: 1KW,2EE						2.7 TDI quattro	140	10.08	08.11	PR: 1KW						2.8 FSI	140	10.08	08.11	PR: 1KW						2.8 FSI	154	11.06	08.11	PR: 1KW,2EE						2.8 FSI	162	10.08	08.11	PR: 1KW						2.8 FSI quattro	140	10.08	08.11	PR: 1KW						2.8 FSI quattro	154	04.07	08.11	PR: 1KW,2EE						2.8 FSI quattro	162	10.08	08.11	PR: 1KW						3.0	160	03.05	08.11	PR: 1KW,2EE						3.0 quattro	160	03.05	08.11	PR: 1KW,2EE						3.0 TDI quattro	155	03.05	08.11	PR: 1KW,2EE						3.0 TDI quattro	165	03.05	08.11	PR: 1KW,2EE						3.0 TDI quattro	171	06.06	08.11	PR: 1KW,2EE						3.0 TDI quattro	176	10.08	08.11	PR: 1KW						3.0 TFSI quattro		10.08	08.11	PR: 1KW						3.2 FSI	188	03.05	08.11	PR: 1KW,2EE						3.2 FSI quattro	188	03.05	08.11	PR: 1KW,2EE						4.2 FSI quattro	257	06.06	08.11	PR: 1KW,2EE						4.2 quattro	246	03.05	08.11	PR: 1KW,2EE						S6	320	03.06	08.11	PR: 1KW,2EE	24.0122-0243.1	422243	elektrische Feststellbremse ¹⁾	330 22,0 20,0 V L +B		AUDI A6 Allroad (06-11)			<table border="1"> <tr> <td>2.7 TDI</td> <td>120</td> <td>05.06</td> <td>05.11</td> <td>PR: 1LG,1ZL</td> <td>13.0460-7201.2</td> <td>607201</td> <td rowspan="2"></td> <td rowspan="2">23763 20,3 +/WK 23763 20,3 +/WK</td> <td rowspan="2">ATE ATE</td> </tr> <tr> <td>2.7 TDI</td> <td>132</td> <td>05.06</td> <td>05.11</td> <td>PR: 1LG,1ZL</td> <td>13.0470-7201.2</td> <td>LD7201</td> </tr> <tr> <td>2.7 TDI</td> <td>140</td> <td>10.08</td> <td>05.11</td> <td>PR: 1LG,1ZL</td> <td></td> <td></td> <td></td> <td></td> <td></td> </tr> <tr> <td>3.0 TDI</td> <td>155</td> <td>05.06</td> <td>05.11</td> <td>PR: 1LG,1ZL</td> <td></td> <td></td> <td></td> <td></td> <td></td> </tr> <tr> <td>3.0 TDI</td> <td>171</td> <td>05.06</td> <td>05.11</td> <td>PR: 1LG,1ZL</td> <td></td> <td></td> <td></td> <td></td> <td></td> </tr> <tr> <td>3.0 TDI</td> <td>176</td> <td>10.08</td> <td>05.11</td> <td>PR: 1LG,1ZL</td> <td></td> <td></td> <td></td> <td></td> <td></td> </tr> </table>	2.7 TDI	120	05.06	05.11	PR: 1LG,1ZL	13.0460-7201.2	607201		23763 20,3 +/WK 23763 20,3 +/WK	ATE ATE	2.7 TDI	132	05.06	05.11	PR: 1LG,1ZL	13.0470-7201.2	LD7201	2.7 TDI	140	10.08	05.11	PR: 1LG,1ZL						3.0 TDI	155	05.06	05.11	PR: 1LG,1ZL						3.0 TDI	171	05.06	05.11	PR: 1LG,1ZL						3.0 TDI	176	10.08	05.11	PR: 1LG,1ZL																																																																																																																																																																																																												
2.0 TDI	100	06.05	08.11	PR: 1KD,2ED,1KQ	24.0112-0159.1	412159	elektrische Feststellbremse ¹⁾	302 12,0 10,0 +B 302 12,0 10,0 +B PD																																																																																																																																																																																																																																																																																																																																																																																																																																																																																																																																																																																																																																																																																																																																																																																																																																																																								
2.0 TDI	103	03.05	08.11	PR: 1KD,2ED,1KQ	24.0312-0159.1	512159																																																																																																																																																																																																																																																																																																																																																																																																																																																																																																																																																																																																																																																																																																																																																																																																																																																																										
2.0 TDI	125	10.08	08.11	PR: 1KD,1KQ																																																																																																																																																																																																																																																																																																																																																																																																																																																																																																																																																																																																																																																																																																																																																																																																																																																																												
2.0 TFSI	125	06.05	08.11	PR: 1KD,2ED,1KQ																																																																																																																																																																																																																																																																																																																																																																																																																																																																																																																																																																																																																																																																																																																																																																																																																																																																												
2.4	130	03.05	08.11	PR: 1KD,2ED,1KQ																																																																																																																																																																																																																																																																																																																																																																																																																																																																																																																																																																																																																																																																																																																																																																																																																																																																												
2.4 quattro	130	03.05	08.11	PR: 1KD,2ED,1KQ																																																																																																																																																																																																																																																																																																																																																																																																																																																																																																																																																																																																																																																																																																																																																																																																																																																																												
2.7 TDI	120	03.05	08.11	PR: 1KD,2ED,1KQ																																																																																																																																																																																																																																																																																																																																																																																																																																																																																																																																																																																																																																																																																																																																																																																																																																																																												
2.7 TDI	132	03.05	08.11	PR: 1KD,2ED,1KQ																																																																																																																																																																																																																																																																																																																																																																																																																																																																																																																																																																																																																																																																																																																																																																																																																																																																												
2.7 TDI	140	10.08	08.11	PR: 1KD,1KQ																																																																																																																																																																																																																																																																																																																																																																																																																																																																																																																																																																																																																																																																																																																																																																																																																																																																												
2.7 TDI quattro	120	06.05	08.11	PR: 1KD,2ED,1KQ																																																																																																																																																																																																																																																																																																																																																																																																																																																																																																																																																																																																																																																																																																																																																																																																																																																																												
2.7 TDI quattro	132	03.05	08.11	PR: 1KD,2ED,1KQ																																																																																																																																																																																																																																																																																																																																																																																																																																																																																																																																																																																																																																																																																																																																																																																																																																																																												
2.7 TDI quattro	140	10.08	08.11	PR: 1KD,1KQ																																																																																																																																																																																																																																																																																																																																																																																																																																																																																																																																																																																																																																																																																																																																																																																																																																																																												
2.8 FSI	140	10.08	08.11	PR: 1KD,1KQ																																																																																																																																																																																																																																																																																																																																																																																																																																																																																																																																																																																																																																																																																																																																																																																																																																																																												
2.8 FSI	154	11.06	08.11	PR: 1KD,2ED,1KQ																																																																																																																																																																																																																																																																																																																																																																																																																																																																																																																																																																																																																																																																																																																																																																																																																																																																												
2.8 FSI	162	10.08	08.11	PR: 1KD,1KQ																																																																																																																																																																																																																																																																																																																																																																																																																																																																																																																																																																																																																																																																																																																																																																																																																																																																												
2.8 FSI quattro	140	10.08	08.11	PR: 1KD,1KQ																																																																																																																																																																																																																																																																																																																																																																																																																																																																																																																																																																																																																																																																																																																																																																																																																																																																												
2.8 FSI quattro	154	04.07	08.11	PR: 1KD,2ED,1KQ																																																																																																																																																																																																																																																																																																																																																																																																																																																																																																																																																																																																																																																																																																																																																																																																																																																																												
2.8 FSI quattro	162	10.08	08.11	PR: 1KD,1KQ																																																																																																																																																																																																																																																																																																																																																																																																																																																																																																																																																																																																																																																																																																																																																																																																																																																																												
3.0	160	03.05	08.11	PR: 1KD,2ED,1KQ																																																																																																																																																																																																																																																																																																																																																																																																																																																																																																																																																																																																																																																																																																																																																																																																																																																																												
3.0 quattro	160	03.05	08.11	PR: 1KD,2ED,1KQ																																																																																																																																																																																																																																																																																																																																																																																																																																																																																																																																																																																																																																																																																																																																																																																																																																																																												
3.0 TDI quattro	155	03.05	08.11	PR: 1KD,2ED,1KQ																																																																																																																																																																																																																																																																																																																																																																																																																																																																																																																																																																																																																																																																																																																																																																																																																																																																												
3.0 TDI quattro	165	03.05	08.11	PR: 1KD,2ED,1KQ																																																																																																																																																																																																																																																																																																																																																																																																																																																																																																																																																																																																																																																																																																																																																																																																																																																																												
3.0 TDI quattro	171	06.06	08.11	PR: 1KD,2ED,1KQ																																																																																																																																																																																																																																																																																																																																																																																																																																																																																																																																																																																																																																																																																																																																																																																																																																																																												
3.0 TDI quattro	176	10.08	08.11	PR: 1KD,1KQ																																																																																																																																																																																																																																																																																																																																																																																																																																																																																																																																																																																																																																																																																																																																																																																																																																																																												
3.0 TFSI quattro		10.08	08.11	PR: 1KD,1KQ																																																																																																																																																																																																																																																																																																																																																																																																																																																																																																																																																																																																																																																																																																																																																																																																																																																																												
3.2 FSI	188	03.05	08.11	PR: 1KD,2ED,1KQ																																																																																																																																																																																																																																																																																																																																																																																																																																																																																																																																																																																																																																																																																																																																																																																																																																																																												
3.2 FSI quattro	188	03.05	08.11	PR: 1KD,2ED,1KQ																																																																																																																																																																																																																																																																																																																																																																																																																																																																																																																																																																																																																																																																																																																																																																																																																																																																												
4.2 FSI quattro	257	06.06	08.11	PR: 1KD,2ED,1KQ																																																																																																																																																																																																																																																																																																																																																																																																																																																																																																																																																																																																																																																																																																																																																																																																																																																																												
4.2 quattro	246	03.05	08.11	PR: 1KD,2ED,1KQ																																																																																																																																																																																																																																																																																																																																																																																																																																																																																																																																																																																																																																																																																																																																																																																																																																																																												
2.0 TDI	100	06.05	08.11	PR: 1KW,2EE	24.0122-0223.1	422223	elektrische Feststellbremse ¹⁾	330 22,0 20,0 V L +B																																																																																																																																																																																																																																																																																																																																																																																																																																																																																																																																																																																																																																																																																																																																																																																																																																																																								
2.0 TDI	103	03.05	08.11	PR: 1KW,2EE																																																																																																																																																																																																																																																																																																																																																																																																																																																																																																																																																																																																																																																																																																																																																																																																																																																																												
2.0 TDI	125	10.08	08.11	PR: 1KW																																																																																																																																																																																																																																																																																																																																																																																																																																																																																																																																																																																																																																																																																																																																																																																																																																																																												
2.0 TFSI	125	06.05	08.11	PR: 1KW,2EE																																																																																																																																																																																																																																																																																																																																																																																																																																																																																																																																																																																																																																																																																																																																																																																																																																																																												
2.4	130	03.05	08.11	PR: 1KW,2EE																																																																																																																																																																																																																																																																																																																																																																																																																																																																																																																																																																																																																																																																																																																																																																																																																																																																												
2.4 quattro	130	03.05	08.11	PR: 1KW,2EE																																																																																																																																																																																																																																																																																																																																																																																																																																																																																																																																																																																																																																																																																																																																																																																																																																																																												
2.7 TDI	120	03.05	08.11	PR: 1KW,2EE																																																																																																																																																																																																																																																																																																																																																																																																																																																																																																																																																																																																																																																																																																																																																																																																																																																																												
2.7 TDI	132	03.05	08.11	PR: 1KW,2EE																																																																																																																																																																																																																																																																																																																																																																																																																																																																																																																																																																																																																																																																																																																																																																																																																																																																												
2.7 TDI	140	10.08	08.11	PR: 1KW																																																																																																																																																																																																																																																																																																																																																																																																																																																																																																																																																																																																																																																																																																																																																																																																																																																																												
2.7 TDI quattro	120	06.05	08.11	PR: 1KW,2EE																																																																																																																																																																																																																																																																																																																																																																																																																																																																																																																																																																																																																																																																																																																																																																																																																																																																												
2.7 TDI quattro	132	03.05	08.11	PR: 1KW,2EE																																																																																																																																																																																																																																																																																																																																																																																																																																																																																																																																																																																																																																																																																																																																																																																																																																																																												
2.7 TDI quattro	140	10.08	08.11	PR: 1KW																																																																																																																																																																																																																																																																																																																																																																																																																																																																																																																																																																																																																																																																																																																																																																																																																																																																												
2.8 FSI	140	10.08	08.11	PR: 1KW																																																																																																																																																																																																																																																																																																																																																																																																																																																																																																																																																																																																																																																																																																																																																																																																																																																																												
2.8 FSI	154	11.06	08.11	PR: 1KW,2EE																																																																																																																																																																																																																																																																																																																																																																																																																																																																																																																																																																																																																																																																																																																																																																																																																																																																												
2.8 FSI	162	10.08	08.11	PR: 1KW																																																																																																																																																																																																																																																																																																																																																																																																																																																																																																																																																																																																																																																																																																																																																																																																																																																																												
2.8 FSI quattro	140	10.08	08.11	PR: 1KW																																																																																																																																																																																																																																																																																																																																																																																																																																																																																																																																																																																																																																																																																																																																																																																																																																																																												
2.8 FSI quattro	154	04.07	08.11	PR: 1KW,2EE																																																																																																																																																																																																																																																																																																																																																																																																																																																																																																																																																																																																																																																																																																																																																																																																																																																																												
2.8 FSI quattro	162	10.08	08.11	PR: 1KW																																																																																																																																																																																																																																																																																																																																																																																																																																																																																																																																																																																																																																																																																																																																																																																																																																																																												
3.0	160	03.05	08.11	PR: 1KW,2EE																																																																																																																																																																																																																																																																																																																																																																																																																																																																																																																																																																																																																																																																																																																																																																																																																																																																												
3.0 quattro	160	03.05	08.11	PR: 1KW,2EE																																																																																																																																																																																																																																																																																																																																																																																																																																																																																																																																																																																																																																																																																																																																																																																																																																																																												
3.0 TDI quattro	155	03.05	08.11	PR: 1KW,2EE																																																																																																																																																																																																																																																																																																																																																																																																																																																																																																																																																																																																																																																																																																																																																																																																																																																																												
3.0 TDI quattro	165	03.05	08.11	PR: 1KW,2EE																																																																																																																																																																																																																																																																																																																																																																																																																																																																																																																																																																																																																																																																																																																																																																																																																																																																												
3.0 TDI quattro	171	06.06	08.11	PR: 1KW,2EE																																																																																																																																																																																																																																																																																																																																																																																																																																																																																																																																																																																																																																																																																																																																																																																																																																																																												
3.0 TDI quattro	176	10.08	08.11	PR: 1KW																																																																																																																																																																																																																																																																																																																																																																																																																																																																																																																																																																																																																																																																																																																																																																																																																																																																												
3.0 TFSI quattro		10.08	08.11	PR: 1KW																																																																																																																																																																																																																																																																																																																																																																																																																																																																																																																																																																																																																																																																																																																																																																																																																																																																												
3.2 FSI	188	03.05	08.11	PR: 1KW,2EE																																																																																																																																																																																																																																																																																																																																																																																																																																																																																																																																																																																																																																																																																																																																																																																																																																																																												
3.2 FSI quattro	188	03.05	08.11	PR: 1KW,2EE																																																																																																																																																																																																																																																																																																																																																																																																																																																																																																																																																																																																																																																																																																																																																																																																																																																																												
4.2 FSI quattro	257	06.06	08.11	PR: 1KW,2EE																																																																																																																																																																																																																																																																																																																																																																																																																																																																																																																																																																																																																																																																																																																																																																																																																																																																												
4.2 quattro	246	03.05	08.11	PR: 1KW,2EE																																																																																																																																																																																																																																																																																																																																																																																																																																																																																																																																																																																																																																																																																																																																																																																																																																																																												
S6	320	03.06	08.11	PR: 1KW,2EE	24.0122-0243.1	422243	elektrische Feststellbremse ¹⁾	330 22,0 20,0 V L +B																																																																																																																																																																																																																																																																																																																																																																																																																																																																																																																																																																																																																																																																																																																																																																																																																																																																								
AUDI A6 Allroad (06-11)																																																																																																																																																																																																																																																																																																																																																																																																																																																																																																																																																																																																																																																																																																																																																																																																																																																																																
	<table border="1"> <tr> <td>2.7 TDI</td> <td>120</td> <td>05.06</td> <td>05.11</td> <td>PR: 1LG,1ZL</td> <td>13.0460-7201.2</td> <td>607201</td> <td rowspan="2"></td> <td rowspan="2">23763 20,3 +/WK 23763 20,3 +/WK</td> <td rowspan="2">ATE ATE</td> </tr> <tr> <td>2.7 TDI</td> <td>132</td> <td>05.06</td> <td>05.11</td> <td>PR: 1LG,1ZL</td> <td>13.0470-7201.2</td> <td>LD7201</td> </tr> <tr> <td>2.7 TDI</td> <td>140</td> <td>10.08</td> <td>05.11</td> <td>PR: 1LG,1ZL</td> <td></td> <td></td> <td></td> <td></td> <td></td> </tr> <tr> <td>3.0 TDI</td> <td>155</td> <td>05.06</td> <td>05.11</td> <td>PR: 1LG,1ZL</td> <td></td> <td></td> <td></td> <td></td> <td></td> </tr> <tr> <td>3.0 TDI</td> <td>171</td> <td>05.06</td> <td>05.11</td> <td>PR: 1LG,1ZL</td> <td></td> <td></td> <td></td> <td></td> <td></td> </tr> <tr> <td>3.0 TDI</td> <td>176</td> <td>10.08</td> <td>05.11</td> <td>PR: 1LG,1ZL</td> <td></td> <td></td> <td></td> <td></td> <td></td> </tr> </table>	2.7 TDI	120	05.06	05.11	PR: 1LG,1ZL	13.0460-7201.2	607201		23763 20,3 +/WK 23763 20,3 +/WK	ATE ATE	2.7 TDI	132	05.06	05.11	PR: 1LG,1ZL	13.0470-7201.2	LD7201	2.7 TDI	140	10.08	05.11	PR: 1LG,1ZL						3.0 TDI	155	05.06	05.11	PR: 1LG,1ZL						3.0 TDI	171	05.06	05.11	PR: 1LG,1ZL						3.0 TDI	176	10.08	05.11	PR: 1LG,1ZL																																																																																																																																																																																																																																																																																																																																																																																																																																																																																																																																																																																																																																																																																																																																																																																																																											
2.7 TDI	120	05.06	05.11	PR: 1LG,1ZL	13.0460-7201.2	607201		23763 20,3 +/WK 23763 20,3 +/WK				ATE ATE																																																																																																																																																																																																																																																																																																																																																																																																																																																																																																																																																																																																																																																																																																																																																																																																																																																																				
2.7 TDI	132	05.06	05.11	PR: 1LG,1ZL	13.0470-7201.2	LD7201																																																																																																																																																																																																																																																																																																																																																																																																																																																																																																																																																																																																																																																																																																																																																																																																																																																																										
2.7 TDI	140	10.08	05.11	PR: 1LG,1ZL																																																																																																																																																																																																																																																																																																																																																																																																																																																																																																																																																																																																																																																																																																																																																																																																																																																																												
3.0 TDI	155	05.06	05.11	PR: 1LG,1ZL																																																																																																																																																																																																																																																																																																																																																																																																																																																																																																																																																																																																																																																																																																																																																																																																																																																																												
3.0 TDI	171	05.06	05.11	PR: 1LG,1ZL																																																																																																																																																																																																																																																																																																																																																																																																																																																																																																																																																																																																																																																																																																																																																																																																																																																																												
3.0 TDI	176	10.08	05.11	PR: 1LG,1ZL																																																																																																																																																																																																																																																																																																																																																																																																																																																																																																																																																																																																																																																																																																																																																																																																																																																																												

¹⁾ electric parking brake / fr.di stazionamento elettrico / frein à main électrique / freno de mano eléctrico

AUDI A6 Allroad (06-11)													
	3.0 TFSI	213		10.08	05.11	PR: 1LG,1ZL		13.0460-7201.2	607201		23763 20,3 +WK	ATE	
	3.2 FSI	188		05.06	05.11	PR: 1LG,1ZL		13.0470-7201.2	LD7201		23763 20,3 +WK	ATE	
	4.2 FSI	257		05.06	05.11	PR: 1LG,1ZL		13.0460-7201.2	607201		23763 20,3 +WK	ATE	
	2.7 TDI	120		05.06	05.11	PR: 1LG		24.0130-0175.1	430175		321 30,0 28,0 V L +S +B		
	2.7 TDI	132		05.06	05.11	PR: 1LG		24.0330-0175.1	530175		321 30,0 28,0 V L +S +B PD		
	2.7 TDI	140		10.08	05.11	PR: 1LG							
	3.0 TDI	155		05.06	05.11	PR: 1LG							
	3.0 TDI	171		05.06	05.11	PR: 1LG							
	3.0 TDI	176		10.08	05.11	PR: 1LG							
	3.0 TFSI	213		10.08	05.11	PR: 1LG							
	3.2 FSI	188		05.06	05.11	PR: 1LG							
	4.2 FSI	257		05.06	05.11	PR: 1LG							
	2.7 TDI	120		05.06	05.11	PR: 1ZL		24.0130-0176.1	430176		347 30,0 28,0 V L +S +B		
	2.7 TDI	132		05.06	05.11	PR: 1ZL		24.0330-0176.1	530176		347 30,0 28,0 V L +S +B PD		
	2.7 TDI	140		10.08	05.11	PR: 1ZL							
	3.0 TDI	155		05.06	05.11	PR: 1ZL							
	3.0 TDI	171		05.06	05.11	PR: 1ZL							
	3.0 TDI	176		10.08	05.11	PR: 1ZL							
	3.0 TFSI	213		10.08	05.11	PR: 1ZL							
	3.2 FSI	188		05.06	05.11	PR: 1ZL							
	4.2 FSI	257		05.06	05.11	PR: 1ZL							
	2.7 TDI	120		05.06	05.11	PR: 1KD		13.0460-2880.2	602880		elektrische Feststellbremse ¹⁾	23914 17,1 /WE/Zub/S	LUC
	2.7 TDI	132		05.06	05.11	PR: 1KD		13.0470-2880.2	LD2880		elektrische Feststellbremse ¹⁾	23914 17,1 /WE/Zub/S	LUC
	2.7 TDI	140		10.08	05.11	PR: 1KD		13.0460-0259.2	610259		Einbausatz		
	3.0 TDI	155		05.06	05.11	PR: 1KD							
	3.0 TDI	171		05.06	05.11	PR: 1KD							
	3.0 TDI	176		10.08	05.11	PR: 1KD							
	3.0 TFSI	213		10.08	05.11	PR: 1KD							
	3.2 FSI	188		05.06	05.11	PR: 1KD							
	4.2 FSI	257		05.06	05.11	PR: 1KD							
	2.7 TDI	120		05.06	05.11	PR: 1KW,2EE		13.0460-2888.2	602888		elektrische Feststellbremse ¹⁾	23326 17,4 /WE/S	LUC
	2.7 TDI	132		05.06	05.11	PR: 1KW,2EE		13.0470-2888.2	LD2888		elektrische Feststellbremse ¹⁾	23326 17,4 /WE/S	LUC
	2.7 TDI	140		10.08	05.11	PR: 1KW,2EE		13.0460-0023.2	610023		Einbausatz		
	3.0 TDI	155		05.06	05.11	PR: 1KW,2EE							
	3.0 TDI	171		05.06	05.11	PR: 1KW,2EE							
	3.0 TDI	176		10.08	05.11	PR: 1KW,2EE							
	3.0 TFSI	213		10.08	05.11	PR: 1KW,2EE							
	3.2 FSI	188		05.06	05.11	PR: 1KW,2EE							
	4.2 FSI	257		05.06	05.11	PR: 1KW,2EE							
	2.7 TDI	120		05.06	05.11	PR: 1KD		24.0112-0176.1	412176		elektrische Feststellbremse ¹⁾	302 12,0 10,0 L +B	
	2.7 TDI	132		05.06	05.11	PR: 1KD							
	2.7 TDI	140		10.08	05.11	PR: 1KD							
	3.0 TDI	155		05.06	05.11	PR: 1KD							
	3.0 TDI	171		05.06	05.11	PR: 1KD							
	3.0 TDI	176		10.08	05.11	PR: 1KD							
	3.0 TFSI	213		10.08	05.11	PR: 1KD							
	3.2 FSI	188		05.06	05.11	PR: 1KD							
	4.2 FSI	257		05.06	05.11	PR: 1KD							
	2.7 TDI	120		05.06	05.11	PR: 1KW,2EE		24.0122-0243.1	422243		elektrische Feststellbremse ¹⁾	330 22,0 20,0 V L +B	
	2.7 TDI	132		05.06	05.11	PR: 1KW,2EE							
	2.7 TDI	140		10.08	05.11	PR: 1KW,2EE							
	3.0 TDI	155		05.06	05.11	PR: 1KW,2EE							
	3.0 TDI	171		05.06	05.11	PR: 1KW,2EE							
	3.0 TDI	176		10.08	05.11	PR: 1KW,2EE							
	3.0 TFSI	213		10.08	05.11	PR: 1KW,2EE							
	3.2 FSI	188		05.06	05.11	PR: 1KW,2EE							
	4.2 FSI	257		05.06	05.11	PR: 1KW,2EE							
AUDI A6 (4G2/C7) Limousine (11-)													
	2.0 TDI	120		04.11		PR: 1LL		24.8190-0301.2	620301	1		Warnkontakt L=311,6mm	
	2.0 TDI	130		04.11		PR: 1LL							
	2.0 TFSI	132		04.11		PR: 1LL							
	2.0 TFSI	155		04.11		PR: 1LL							
	2.0 TFSI	162		05.13		PR: 1LL							
	2.0 TFSI hybrid	155		11.11		PR: 1LL							
	2.0 TFSI quattro	155		05.12		PR: 1LL							
	2.0 TFSI quattro	162		05.13		PR: 1LL							
	2.8 FSI	150		04.11		PR: 1LL							
	2.8 FSI quattro	150		04.11		PR: 1LL							
	3.0 TDI	150		04.11		PR: 1LL							
	3.0 TDI quattro	150		04.11		PR: 1LL							
	3.0 TDI quattro	176		05.13		PR: 1LL							
	3.0 TDI quattro	180		04.11		PR: 1LL							
	3.0 TDI quattro	230		12.11		PR: 1LL							
	3.0 TFSI quattro			04.11		PR: 1LL							
	S6	309		04.12		PR: 1LL							
	2.0 TDI	120		04.11		PR: 1LA		24.0130-0221.1	430221			320 30,0 28,0 V L +S +B	
	2.0 TDI	130		04.11		PR: 1LA							
	2.0 TFSI	132		04.11		PR: 1LA							
	2.0 TFSI	155		04.11		PR: 1LA							
	2.0 TFSI	162		05.13		PR: 1LA							
	2.0 TFSI hybrid	155		11.11		PR: 1LA							
	2.0 TFSI quattro	155		05.12		PR: 1LA							
	2.0 TFSI quattro	162		05.13		PR: 1LA							
	2.8 FSI	150		04.11		PR: 1LA							
	2.8 FSI quattro	150		04.11		PR: 1LA							



















¹⁾ electric parking brake / fr.di stazionamento elettrico / frein à main électrique / freno de mano eléctrico



















AUDI A6 (4G2/C7) Limousine (11-)

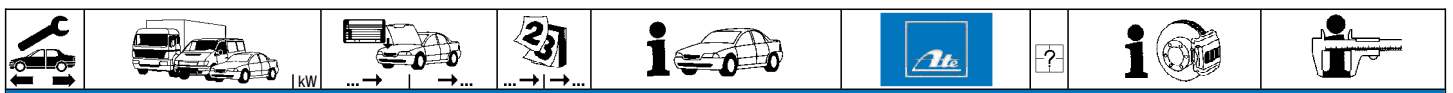
	3.0 TDI	150		04.11	PR: 1LA	24.0130-0221.1	430221		320 30,0 28,0 VL +S +B					
	3.0 TDI quattro	150		04.11	PR: 1LA									
	3.0 TDI quattro	176		05.13	PR: 1LA									
	3.0 TDI quattro	180		04.11	PR: 1LA									
	3.0 TDI quattro	230		12.11	PR: 1LA									
	3.0 TFSI quattro			04.11	PR: 1LA									
	S6	309		04.12	PR: 1LA									
	2.0 TDI	120		04.11	PR: 1LJ					24.0130-0222.1	430222	345 30,0 28,0 VL +S +B		
	2.0 TDI	130		04.11	PR: 1LJ									
	2.0 TFSI	132		04.11	PR: 1LJ									
	2.0 TFSI	155		04.11	PR: 1LJ									
	2.0 TFSI	162		05.13	PR: 1LJ									
	2.0 TFSI hybrid	155		11.11	PR: 1LJ									
	2.0 TFSI quattro	155		05.12	PR: 1LJ									
	2.0 TFSI quattro	162		05.13	PR: 1LJ									
2.8 FSI	150		04.11	PR: 1LJ										
2.8 FSI quattro	150		04.11	PR: 1LJ										
3.0 TDI	150		04.11	PR: 1LJ										
3.0 TDI quattro	150		04.11	PR: 1LJ										
3.0 TDI quattro	176		05.13	PR: 1LJ										
3.0 TDI quattro	180		04.11	PR: 1LJ										
3.0 TDI quattro	230		12.11	PR: 1LJ										
3.0 TFSI quattro			04.11	PR: 1LJ										
S6	309		04.12	PR: 1LJ										
	2.0 TDI	120		04.11	PR: 1LL	24.0134-0103.1	434103		356 34,0 31,5 VL +S +B					
	2.0 TDI	130		04.11	PR: 1LL									
	2.0 TFSI	132		04.11	PR: 1LL									
	2.0 TFSI	155		04.11	PR: 1LL									
	2.0 TFSI	162		05.13	PR: 1LL									
	2.0 TFSI hybrid	155		11.11	PR: 1LL									
	2.0 TFSI quattro	155		05.12	PR: 1LL									
	2.0 TFSI quattro	162		05.13	PR: 1LL									
	2.8 FSI	150		04.11	PR: 1LL									
	2.8 FSI quattro	150		04.11	PR: 1LL									
	3.0 TDI	150		04.11	PR: 1LL									
	3.0 TDI quattro	150		04.11	PR: 1LL									
	3.0 TDI quattro	176		05.13	PR: 1LL									
	3.0 TDI quattro	180		04.11	PR: 1LL									
	3.0 TDI quattro	230		12.11	PR: 1LL									
	3.0 TFSI quattro			04.11	PR: 1LL									
	S6	309		04.12	PR: 1LL									
		2.0 TDI	120		04.11					PR: 1KW	24.0112-0178.1	412178		300 12,0 10,0 +S +B
		2.0 TDI	130		04.11					PR: 1KW				
		2.0 TFSI	132		04.11					PR: 1KW				
		2.0 TFSI	155		04.11					PR: 1KW				
		2.0 TFSI	162		05.13					PR: 1KW				
		2.0 TFSI hybrid	155		11.11					PR: 1KW				
		2.0 TFSI quattro	155		05.12					PR: 1KW				
2.0 TFSI quattro		162		05.13	PR: 1KW									
2.8 FSI		150		04.11	PR: 1KW									
2.8 FSI quattro		150		04.11	PR: 1KW									
3.0 TDI		150		04.11	PR: 1KW									
3.0 TDI quattro		150		04.11	PR: 1KW									
3.0 TDI quattro		176		05.13	PR: 1KW									
3.0 TDI quattro		180		04.11	PR: 1KW									
3.0 TDI quattro		230		12.11	PR: 1KW									
3.0 TFSI quattro				04.11	PR: 1KW									
S6		309		04.12	PR: 1KW									
		2.0 TDI	120		04.11	PR: 2EA	24.0122-0272.1	422272		330 21,9 20,0 VL +S +B				
		2.0 TDI	130		04.11	PR: 2EA								
		2.0 TFSI	132		04.11	PR: 2EA								
		2.0 TFSI	155		04.11	PR: 2EA								
		2.0 TFSI	162		05.13	PR: 2EA								
		2.0 TFSI hybrid	155		11.11	PR: 2EA								
		2.0 TFSI quattro	155		05.12	PR: 2EA								
	2.0 TFSI quattro	162		05.13	PR: 2EA									
	2.8 FSI	150		04.11	PR: 2EA									
	2.8 FSI quattro	150		04.11	PR: 2EA									
	3.0 TDI	150		04.11	PR: 2EA									
	3.0 TDI quattro	150		04.11	PR: 2EA									
	3.0 TDI quattro	176		05.13	PR: 2EA									
	3.0 TDI quattro	180		04.11	PR: 2EA									
	3.0 TDI quattro	230		12.11	PR: 2EA									
3.0 TFSI quattro			04.11	PR: 2EA										
S6	309		04.12	PR: 2EA										
	2.0 TDI	120		04.11	PR: 1KY	24.0122-0273.1	422273		356 22,0 20,0 VL +S +B					
	2.0 TDI	130		04.11	PR: 1KY									
	2.0 TFSI	132		04.11	PR: 1KY									
	2.0 TFSI	155		04.11	PR: 1KY									
	2.0 TFSI	162		05.13	PR: 1KY									
	2.0 TFSI hybrid	155		11.11	PR: 1KY									
	2.0 TFSI quattro	155		05.12	PR: 1KY									
	2.0 TFSI quattro	162		05.13	PR: 1KY									
	2.8 FSI	150		04.11	PR: 1KY									
	2.8 FSI quattro	150		04.11	PR: 1KY									
	3.0 TDI	150		04.11	PR: 1KY									
	3.0 TDI quattro	150		04.11	PR: 1KY									



								
AUDI A6 (4G2/C7) Limousine (11-)								
	3.0 TDI quattro 3.0 TDI quattro 3.0 TDI quattro 3.0 TFSI quattro S6	176 180 230 309	05.13 04.11 12.11 04.11 04.12	PR: 1KY PR: 1KY PR: 1KY PR: 1KY PR: 1KY	24.0122-0273.1	422273		356 22,0 20,0 VL +S +B
AUDI A6 (4G5/C7) Avant (11-)								
	2.0 TDI 2.0 TDI 2.0 TFSI 2.8 FSI 2.8 FSI quattro 3.0 TDI 3.0 TDI quattro 3.0 TDI quattro 3.0 TDI quattro 3.0 TFSI quattro S6	120 130 132 150 150 150 150 180 230 309	09.11 09.11 06.11 09.11 09.11 09.11 09.11 12.11 09.11 04.12	PR: 1LA,1LJ PR: 1LA,1LJ PR: 1LA,1LJ PR: 1LA,1LJ PR: 1LA,1LJ PR: 1LA,1LJ PR: 1LA,1LJ PR: 1LA,1LJ PR: 1LA,1LJ PR: 1LA,1LJ	24.8190-0311.2	620311	1	Warnkontakt L=300mm
	2.0 TDI 2.0 TDI 2.0 TFSI 2.8 FSI 2.8 FSI quattro 3.0 TDI 3.0 TDI quattro 3.0 TDI quattro 3.0 TDI quattro 3.0 TFSI quattro S6	120 130 132 150 150 150 180 230 309	09.11 09.11 06.11 09.11 09.11 09.11 12.11 09.11 04.12	PR: 1LL PR: 1LL PR: 1LL PR: 1LL PR: 1LL PR: 1LL PR: 1LL PR: 1LL PR: 1LL	24.8190-0301.2	620301	1	Warnkontakt L=311,6mm
	2.0 TDI 2.0 TDI 2.0 TFSI 2.8 FSI 2.8 FSI quattro 3.0 TDI 3.0 TDI quattro 3.0 TDI quattro 3.0 TDI quattro 3.0 TFSI quattro S6	120 130 132 150 150 150 180 230 309	09.11 09.11 06.11 09.11 09.11 09.11 12.11 09.11 04.12	PR: 1LA PR: 1LA PR: 1LA PR: 1LA PR: 1LA PR: 1LA PR: 1LA PR: 1LA PR: 1LA	24.0130-0221.1	430221		320 30,0 28,0 VL +S +B
	2.0 TDI 2.0 TDI 2.0 TFSI 2.8 FSI 2.8 FSI quattro 3.0 TDI 3.0 TDI quattro 3.0 TDI quattro 3.0 TDI quattro 3.0 TFSI quattro S6	120 130 132 150 150 150 180 230 309	09.11 09.11 06.11 09.11 09.11 09.11 12.11 09.11 04.12	PR: 1LJ PR: 1LJ PR: 1LJ PR: 1LJ PR: 1LJ PR: 1LJ PR: 1LJ PR: 1LJ PR: 1LJ	24.0130-0222.1	430222		345 30,0 28,0 VL +S +B
	2.0 TDI 2.0 TDI 2.0 TFSI 2.8 FSI 2.8 FSI quattro 3.0 TDI 3.0 TDI quattro 3.0 TDI quattro 3.0 TDI quattro 3.0 TFSI quattro S6	120 130 132 150 150 150 180 230 309	09.11 09.11 06.11 09.11 09.11 09.11 12.11 09.11 04.12	PR: 1LL PR: 1LL PR: 1LL PR: 1LL PR: 1LL PR: 1LL PR: 1LL PR: 1LL PR: 1LL	24.0134-0103.1	434103		356 34,0 31,5 VL +S +B
	2.0 TDI 2.0 TDI 2.0 TFSI 2.8 FSI 2.8 FSI quattro 3.0 TDI 3.0 TDI quattro 3.0 TDI quattro 3.0 TDI quattro 3.0 TFSI quattro S6	120 130 132 150 150 150 180 230 309	09.11 09.11 06.11 09.11 09.11 09.11 12.11 09.11 04.12	PR: 1KW PR: 1KW PR: 1KW PR: 1KW PR: 1KW PR: 1KW PR: 1KW PR: 1KW PR: 1KW	24.0112-0178.1	412178		300 12,0 10,0 +S +B
	2.0 TDI 2.0 TDI 2.0 TFSI 2.8 FSI 2.8 FSI quattro 3.0 TDI 3.0 TDI quattro 3.0 TDI quattro 3.0 TDI quattro 3.0 TFSI quattro S6	120 130 132 150 150 150 180 230 309	09.11 09.11 06.11 09.11 09.11 09.11 12.11 09.11 04.12	PR: 2EA PR: 2EA PR: 2EA PR: 2EA PR: 2EA PR: 2EA PR: 2EA PR: 2EA PR: 2EA	24.0122-0272.1	422272		330 21,9 20,0 VL +S +B
	2.0 TDI 2.0 TDI	120 130	09.11 09.11	PR: 1KY PR: 1KY	24.0122-0273.1	422273		356 22,0 20,0 VL +S +B

								
AUDI A6 (4G5/C7) Avant (11-)								
	2.0 TFSI 2.8 FSI 2.8 FSI quattro 3.0 TDI 3.0 TDI quattro 3.0 TDI quattro 3.0 TDI quattro 3.0 TFSI quattro S6	132 150 150 150 150 180 230 309	06.11 09.11 09.11 09.11 09.11 09.11 12.11 09.11 04.12	PR: 1KY PR: 1KY PR: 1KY PR: 1KY PR: 1KY PR: 1KY PR: 1KY PR: 1KY PR: 1KY	24.0122-0273.1	422273		356 22,0 20,0 V L +S +B
AUDI A6 Allroad (12-)								
	3.0 TDI quattro 3.0 TDI quattro 3.0 TDI quattro 3.0 TFSI quattro	150 180 230 228	01.12 01.12 01.12 01.12	PR: 1LJ PR: 1LJ PR: 1LJ PR: 1LJ	24.8190-0311.2	620311	1	Warnkontakt L=300mm
	3.0 TDI quattro 3.0 TDI quattro 3.0 TDI quattro 3.0 TFSI quattro	150 180 230 228	01.12 01.12 01.12 01.12	PR: 1LL PR: 1LL PR: 1LL PR: 1LL	24.8190-0301.2	620301	1	Warnkontakt L=311,6mm
	3.0 TDI quattro 3.0 TDI quattro 3.0 TDI quattro 3.0 TFSI quattro	150 180 230 228	01.12 01.12 01.12 01.12	PR: 2EA PR: 2EA PR: 2EA PR: 2EA	24.8190-0313.2	620313	1	elektrische Feststellbremse ¹⁾ Warnkontakt L=217mm
	3.0 TDI quattro 3.0 TDI quattro 3.0 TDI quattro 3.0 TFSI quattro	150 180 230 228	01.12 01.12 01.12 01.12	PR: 2EA PR: 2EA PR: 2EA PR: 2EA	24.0122-0272.1	422272		elektrische Feststellbremse ¹⁾ 330 21,9 20,0 V L +S +B
AUDI A7 Sportback (10-)								
	2.8 FSI 2.8 FSI quattro 3.0 TDI 3.0 TDI quattro 3.0 TDI quattro 3.0 TDI quattro 3.0 TDI quattro 3.0 TFSI quattro S7	150 150 150 150 176 180 230 309	05.11 07.10 11.10 07.10 05.13 07.10 11.11 07.10 10.11	PR: 1LA,1LJ PR: 1LA,1LJ PR: 1LA,1LJ PR: 1LA,1LJ PR: 1LA,1LJ PR: 1LA,1LJ PR: 1LA,1LJ PR: 1LA,1LJ PR: 1LA,1LJ	24.8190-0311.2	620311	2	Warnkontakt L=300mm
	2.8 FSI 2.8 FSI quattro 3.0 TDI 3.0 TDI quattro 3.0 TDI quattro 3.0 TDI quattro 3.0 TFSI quattro S7	150 150 150 150 176 180 230 309	05.11 07.10 11.10 07.10 05.13 07.10 11.11 07.10 10.11	PR: 1LL PR: 1LL PR: 1LL PR: 1LL PR: 1LL PR: 1LL PR: 1LL PR: 1LL	24.8190-0301.2	620301	2	Warnkontakt L=311,6mm
	2.8 FSI 2.8 FSI quattro 3.0 TDI 3.0 TDI quattro 3.0 TDI quattro 3.0 TDI quattro 3.0 TDI quattro 3.0 TFSI quattro S7	150 150 150 150 176 180 230 309	05.11 07.10 11.10 07.10 05.13 07.10 11.11 07.10 10.11	PR: 1LA PR: 1LA PR: 1LA PR: 1LA PR: 1LA PR: 1LA PR: 1LA PR: 1LA PR: 1LA	24.0130-0221.1	430221		320 30,0 28,0 V L +S +B
	2.8 FSI 2.8 FSI quattro 3.0 TDI 3.0 TDI quattro 3.0 TDI quattro 3.0 TDI quattro 3.0 TFSI quattro S7	150 150 150 150 176 180 230 309	05.11 07.10 11.10 07.10 05.13 07.10 11.11 07.10 10.11	PR: 1LJ PR: 1LJ PR: 1LJ PR: 1LJ PR: 1LJ PR: 1LJ PR: 1LJ PR: 1LJ	24.0130-0222.1	430222		345 30,0 28,0 V L +S +B
	2.8 FSI 2.8 FSI quattro 3.0 TDI 3.0 TDI quattro 3.0 TDI quattro 3.0 TDI quattro 3.0 TFSI quattro S7	150 150 150 150 176 180 230 309	05.11 07.10 11.10 07.10 05.13 07.10 11.11 07.10 10.11	PR: 1LL PR: 1LL PR: 1LL PR: 1LL PR: 1LL PR: 1LL PR: 1LL PR: 1LL	24.0134-0103.1	434103		356 34,0 31,5 V L +S +B
	2.8 FSI 2.8 FSI quattro 3.0 TDI 3.0 TDI quattro 3.0 TDI quattro 3.0 TDI quattro 3.0 TFSI quattro S7	150 150 150 150 176 180 230 309	05.11 07.10 11.10 07.10 05.13 07.10 11.11 07.10 10.11	PR: 1KW PR: 1KW PR: 1KW PR: 1KW PR: 1KW PR: 1KW PR: 1KW PR: 1KW	24.8190-0313.2	620313	1	Warnkontakt L=217mm
	2.8 FSI 2.8 FSI quattro 3.0 TDI	150 150 150	05.11 07.10 11.10	PR: 2EA PR: 2EA PR: 2EA	24.8190-0313.2	620313	1	Warnkontakt L=217mm

¹⁾ electric parking brake / fr.di stazionamento elettrico / frein à main électrique / freno de mano eléctrico



AUDI A7 Sportback (10-)

	3.0 TDI quattro 3.0 TDI quattro 3.0 TDI quattro 3.0 TDI quattro 3.0 TFSI quattro S7	150 176 180 230 309	07.10 05.13 07.10 11.11 07.10 10.11	PR: 2EA PR: 2EA PR: 2EA PR: 2EA PR: 2EA PR: 2EA	24.8190-0313.2	620313	1		Warnkontakt L=217mm
	2.8 FSI 2.8 FSI quattro 3.0 TDI 3.0 TDI quattro 3.0 TDI quattro 3.0 TDI quattro 3.0 TDI quattro 3.0 TFSI quattro S7	150 150 150 150 176 180 230 309	05.11 07.10 11.10 07.10 05.13 07.10 11.11 07.10 10.11	PR: 1KW PR: 1KW PR: 1KW PR: 1KW PR: 1KW PR: 1KW PR: 1KW PR: 1KW PR: 1KW	24.0112-0178.1	412178		elektrische Feststellbremse ¹⁾	300 12,0 10,0 +S +B
	2.8 FSI 2.8 FSI quattro 3.0 TDI 3.0 TDI quattro 3.0 TDI quattro 3.0 TDI quattro 3.0 TDI quattro 3.0 TFSI quattro S7	150 150 150 150 176 180 230 309	05.11 07.10 11.10 07.10 05.13 07.10 11.11 07.10 10.11	PR: 2EA PR: 2EA PR: 2EA PR: 2EA PR: 2EA PR: 2EA PR: 2EA PR: 2EA PR: 2EA	24.0122-0272.1	422272		elektrische Feststellbremse ¹⁾	330 21,9 20,0 V L +S +B
	2.8 FSI 2.8 FSI quattro 3.0 TDI 3.0 TDI quattro 3.0 TDI quattro 3.0 TDI quattro 3.0 TDI quattro 3.0 TFSI quattro S7	150 150 150 150 176 180 230 309	05.11 07.10 11.10 07.10 05.13 07.10 11.11 07.10 10.11	PR: 1KY PR: 1KY PR: 1KY PR: 1KY PR: 1KY PR: 1KY PR: 1KY PR: 1KY PR: 1KY	24.0122-0273.1	422273		elektrische Feststellbremse ¹⁾	356 22,0 20,0 V L +S +B

AUDI A8 (94-02)

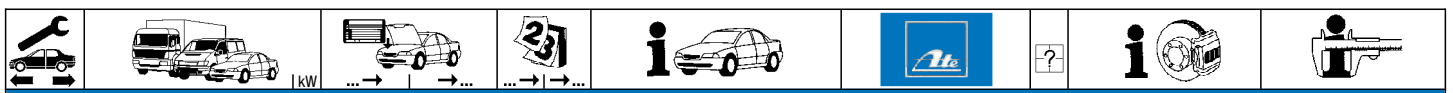
	2.5 TDI 2.5 TDI quattro 2.8 2.8 2.8 30V 2.8 30V quattro 2.8 quattro 2.8 quattro 3.7 3.7 quattro 4.2 quattro	120 128 142 142 120 128	06.97 09.98 06.97 09.98 07.95 03.96 06.94 03.96 04.96 09.98 04.96 09.98 07.95 03.96 06.94 03.96 07.95 09.98 10.95 09.98 06.94 09.98	- Sonderfahrzeuge ²⁾ - Sonderfahrzeuge ²⁾ - Sonderfahrzeuge ²⁾ - Sonderfahrzeuge ²⁾ - Sonderfahrzeuge ²⁾ - Sonderfahrzeuge ²⁾	13.0460-2700.2	602700			21452 18,5 +/WK/S LUC
	2.5 TDI 2.5 TDI quattro 2.8 30V 2.8 30V quattro 3.3 TDI quattro 3.7 3.7 quattro 4.2 quattro	142 142	10.98 09.02 10.98 09.02 10.98 09.02 10.98 09.02 12.99 09.02 10.98 09.02 10.98 09.02 10.98 09.02		13.0460-2876.2	602876			23119 17,5 +/WK LUC
	6.0 W12 quattro		01.01 09.02		13.0460-7183.2	607183			21484 20,5 +/WE ATE
	S8 4.2		06.96 04.99	- Sonderfahrzeuge ²⁾	13.0460-2717.2	602717			21452 18,5 +/WK/S LUC
	S8 4.2		05.99 09.02	- Sonderfahrzeuge ²⁾	13.0460-4802.2	604802			23773 17,5 +/WK BRE
	2.5 TDI 2.5 TDI quattro 2.8 2.8 2.8 30V 2.8 30V quattro 2.8 quattro 2.8 quattro 3.7 3.7 quattro 4.2 quattro	120 128 142 142 120 128	06.97 09.98 06.97 09.98 07.95 03.96 06.94 03.96 04.96 09.98 04.96 09.98 07.95 03.96 06.94 03.96 07.95 09.98 10.95 09.98 06.94 09.98		24.0130-0104.1	430104			314 30,0 28,0 V L +B
	2.5 TDI 2.5 TDI quattro 2.8 30V 2.8 30V quattro 3.3 TDI quattro 3.7 3.7 quattro 4.2 quattro S8 4.2	142 142	10.98 09.02 10.98 09.02 10.98 09.02 10.98 09.02 12.99 09.02 10.98 09.02 10.98 09.02 10.98 09.02 06.96 04.99		24.0130-0183.1	430183			323 30,0 28,0 V +B
	S8 4.2		05.99 09.02		24.0130-0177.1	430177			345 30,0 28,0 V L +B
	2.5 TDI 2.5 TDI quattro 2.8 2.8 2.8 30V 2.8 30V quattro 2.8 quattro	120 128 142 142 120	06.97 09.98 06.97 09.98 07.95 03.96 06.94 03.96 04.96 09.98 04.96 09.98 07.95 03.96		13.0460-3602.2	603602			21144 15,8 /S LUC

¹⁾ electric parking brake / fr.di stazionamento elettrico / frein à main électrique / freno de mano eléctrico

²⁾ - special vehicles / - veicoli speciali / - véhicule spécial / - vehículo especial

AUDI A8 (94-02)		AUDI A8 (03-09)															
	2.8 quattro	128	06.94 03.96	13.0460-3602.2	603602			21144 15,8 /S	LUC								
	3.7		07.95 09.98														
	3.7 quattro		10.95 09.98														
	4.2 quattro		06.94 09.98														
	S8 4.2		06.96 09.98														
	2.5 TDI		10.98 09.02							13.0460-2820.2	602820	20961 17,2 /S 20961 17,2 /S Einbausatz	LUC LUC LUC				
	2.5 TDI quattro		10.98 09.02							13.0470-2820.2	LD2820						
	2.8 30V	142	10.98 09.02							13.0460-0072.2	610072						
	2.8 30V quattro	142	10.98 09.02														
	3.3 TDI quattro		12.99 09.02														
3.7		10.98 09.02															
3.7 quattro		10.98 09.02															
4.2 quattro		10.98 09.02															
6.0 W12 quattro		01.01 09.02															
S8 4.2		10.98 09.02															
	2.5 TDI		06.97 09.98	24.0110-0116.1	410116			245 9,9 8,0 +B									
	2.5 TDI quattro		06.97 09.98														
	2.8	120	07.95 03.96														
	2.8	128	06.94 03.96														
	2.8 quattro	120	07.95 03.96														
	2.8 quattro	128	06.94 03.96														
	2.8 30V	142	10.98 09.02							24.0120-0137.1	420137	269 19,9 18,0 V +B					
	2.8 30V quattro	142	04.96 09.98														
	3.7		10.98 09.02														
	3.7 quattro		10.95 09.98														
	4.2 quattro		06.94 09.98														
	S8 4.2		06.96 09.98														
	2.5 TDI		10.98 09.02							24.0122-0198.1	422198			269 21,9 20,0 V L +B			
	2.5 TDI quattro		10.98 09.02														
	2.8 30V	142	10.98 09.02														
	2.8 30V quattro	142	10.98 09.02														
	3.3 TDI quattro		12.99 09.02														
	3.7		10.98 09.02														
3.7 quattro		10.98 09.02															
4.2 quattro		10.98 09.02															
6.0 W12 quattro		01.01 09.02	24.0122-0152.1	422152	280 22,0 20,0 V L +B												
S8 4.2		10.98 09.02															
	2.8 FSI	154	08.07 10.09	13.0460-7201.2	607201			23763 20,3 +/WK	ATE								
	3.0		07.03 10.09													13.0470-7201.2	LD7201
	3.0 TDI quattro		11.03 10.09														
	3.2 FSI	191	06.05 10.09														
	3.2 FSI quattro	191	06.05 10.09														
	3.7 quattro		11.02 10.09														
	4.0 TDI quattro		03.03 10.09									13.0460-7201.2	607201			23763 20,3 +/WK	ATE
	4.2 FSI quattro	257	06.06 10.09														
	4.2 quattro		11.02 10.09														
	4.2 TDI quattro		07.05 10.09														
	6.0 W12 quattro		02.04 10.09														
	2.8 FSI	154	08.07 10.09							13.0460-7182.2	607182			23896 20,6 +/WK	ATE		
	3.0		07.03 10.09														
	3.0 TDI quattro		11.03 10.09														
	3.2 FSI	191	06.05 10.09														
	3.2 FSI quattro	191	06.05 10.09														
	3.7 quattro		11.02 10.09														
	4.0 TDI quattro		03.03 10.09														
	4.2 FSI quattro	257	06.06 10.09														
	4.2 quattro		11.02 10.09														
4.2 TDI quattro		07.05 10.09															
6.0 W12 quattro	331	02.04 10.09															
S8		06.06 10.09															
	3.0		4E-5-003250 07.03	24.0130-0183.1	430183			323 30,0 28,0 V +B									
	3.0 TDI quattro		4E-5-003250 11.03														
	3.2 FSI	191	4E-5-003250 06.05														
	3.2 FSI quattro	191	4E-5-003250 06.05														
	3.7 quattro		4E-5-003250 11.02														
	4.0 TDI quattro		4E-5-003250 03.03														
	4.2 FSI quattro	257	4E-5-003250 06.06														
	4.2 quattro		4E-5-003250 11.02														
	4.2 TDI quattro		4E-5-003250 07.05														
	6.0 W12 quattro		4E-5-003250 02.04														
	2.8 FSI	154	08.07 10.09							24.0130-0175.1	430175			321 30,0 28,0 V L +S +B	PD		
	3.0	4E-5-003251	10.09 10.09													24.0330-0175.1	530175
	3.0 TDI quattro	4E-5-003251	10.09 10.09														
	3.2 FSI	191 4E-5-003251	10.09 10.09														
3.2 FSI quattro	191 4E-5-003251	10.09 10.09															
3.7 quattro	4E-5-003251	10.09 10.09															
4.0 TDI quattro	4E-5-003251	10.09 10.09															
4.2 FSI quattro	257 4E-5-003251	10.09 10.09															
4.2 quattro	4E-5-003251	10.09 10.09															
4.2 TDI quattro	4E-5-003251	10.09 10.09															
6.0 W12 quattro	4E-5-003251	10.09 10.09															
2.8 FSI	154	08.07 10.09	24.0134-0100.1	434100			360 34,0 31,0 V L +B										
3.0		07.03 10.09															
3.0 TDI quattro		11.03 10.09															

1) - special vehicles / - veicoli speciali / - véhicules spécial / - vehículo especial











AUDI A8 (03-09)										
	3.2 FSI	191		06.05	10.09	PR: 1LL,1LM	24.0134-0100.1	434100		360 34,0 31,0 V L +B
	3.2 FSI quattro	191		06.05	10.09	PR: 1LL,1LM				
	3.7 quattro			11.02	10.09	PR: 1LL,1LM				
	4.0 TDI quattro			03.03	10.09	PR: 1LL,1LM				
	4.2 FSI quattro	257		06.06	10.09	PR: 1LL,1LM				
	4.2 quattro			11.02	10.09	PR: 1LL,1LM				
	4.2 TDI quattro			07.05	10.09	PR: 1LL,1LM				
	6.0 W12 quattro			02.04	10.09	PR: 1LL,1LM				
	2.8 FSI	154		08.07	10.09	PR: 1LJ				
	3.0			07.03	10.09	PR: 1LJ				
3.0 TDI quattro			11.03	10.09	PR: 1LJ					
3.2 FSI	191		06.05	10.09	PR: 1LJ					
3.2 FSI quattro	191		06.05	10.09	PR: 1LJ					
3.7 quattro			11.02	10.09	PR: 1LJ					
4.0 TDI quattro			03.03	10.09	PR: 1LJ					
4.2 FSI quattro	257		06.06	10.09	PR: 1LJ					
4.2 quattro			11.02	10.09	PR: 1LJ					
4.2 TDI quattro			07.05	10.09	PR: 1LJ					
6.0 W12 quattro			02.04	10.09	PR: 1LJ					
S8	331		06.06	10.09						
	2.8 FSI	154		08.07	10.09	PR: 1KE,1KW,1KY,1KZ	13.0460-2889.2	602889	elektrische Feststellbremse 1)	23326 17,4 /WE/S LUC Einbausatz
	3.0			07.03	10.09	PR: 1KE,1KW,1KY,1KZ				
	3.0 TDI quattro			11.03	10.09	PR: 1KE,1KW,1KY,1KZ				
	3.2 FSI	191		06.05	10.09	PR: 1KE,1KW,1KY,1KZ				
	3.2 FSI quattro	191		06.05	10.09	PR: 1KE,1KW,1KY,1KZ				
	3.7 quattro			11.02	10.09	PR: 1KE,1KW,1KY,1KZ				
	4.0 TDI quattro			03.03	10.09	PR: 1KE,1KW,1KY,1KZ				
	4.2 FSI quattro	257		06.06	10.09	PR: 1KE,1KW,1KY,1KZ				
	4.2 quattro			11.02	10.09	PR: 1KE,1KW,1KY,1KZ				
	4.2 TDI quattro			07.05	10.09	PR: 1KE,1KW,1KY,1KZ				
6.0 W12 quattro			02.04	10.09	PR: 1KE,1KW,1KY,1KZ					
S8	331		06.06	10.09	PR: 1KE,1KW,1KY,1KZ					
	2.8 FSI	154		08.07	10.09	PR: 1KE	24.0122-0202.1	422202	elektrische Feststellbremse 1)	280 22,0 20,0 V L +B
	3.0			07.03	10.09	PR: 1KE				
	3.0 TDI quattro			11.03	10.09	PR: 1KE				
	3.2 FSI	191		06.05	10.09	PR: 1KE				
	3.2 FSI quattro	191		06.05	10.09	PR: 1KE				
	3.7 quattro			11.02	10.09	PR: 1KE				
	4.0 TDI quattro			03.03	10.09	PR: 1KE				
	4.2 FSI quattro	257		06.06	10.09	PR: 1KE				
	4.2 quattro			11.02	10.09	PR: 1KE				
	4.2 TDI quattro			07.05	10.09	PR: 1KE				
6.0 W12 quattro			02.04	10.09	PR: 1KE					
S8	331		06.06	10.09	PR: 1KE					
	2.8 FSI	154		08.07	10.09	PR: 1KW	24.0122-0212.1	422212	elektrische Feststellbremse 1)	310 22,0 20,0 V L +B
	3.0			07.03	10.09	PR: 1KW				
	3.0 TDI quattro			11.03	10.09	PR: 1KW				
	3.2 FSI	191		06.05	10.09	PR: 1KW				
	3.2 FSI quattro	191		06.05	10.09	PR: 1KW				
	3.7 quattro			11.02	10.09	PR: 1KW				
	4.0 TDI quattro			03.03	10.09	PR: 1KW				
	4.2 FSI quattro	257		06.06	10.09	PR: 1KW				
	4.2 quattro			11.02	10.09	PR: 1KW				
	4.2 TDI quattro			07.05	10.09	PR: 1KW				
6.0 W12 quattro			02.04	10.09	PR: 1KW					
S8	331		06.06	10.09	PR: 1KW					
	2.8 FSI	154		08.07	10.09	PR: 1KY,1KZ	24.0122-0214.1	422214	elektrische Feststellbremse 1)	335 22,0 20,0 V L +B
	3.0			07.03	10.09	PR: 1KY,1KZ				
	3.0 TDI quattro			11.03	10.09	PR: 1KY,1KZ				
	3.2 FSI	191		06.05	10.09	PR: 1KY,1KZ				
	3.2 FSI quattro	191		06.05	10.09	PR: 1KY,1KZ				
	3.7 quattro			11.02	10.09	PR: 1KY,1KZ				
	4.0 TDI quattro			03.03	10.09	PR: 1KY,1KZ				
	4.2 FSI quattro	257		06.06	10.09	PR: 1KY,1KZ				
	4.2 quattro			11.02	10.09	PR: 1KY,1KZ				
	4.2 TDI quattro			07.05	10.09	PR: 1KY,1KZ				
6.0 W12 quattro			02.04	10.09	PR: 1KY,1KZ					
S8	331		06.06	10.09	PR: 1KY,1KZ					

AUDI A8 (09-)



















	4.2 FSI quattro	273		11.09	06.10	PR: 1LL	24.8190-0303.2	620303	2	Warnkontakt L=296,6mm
	4.2 TDI quattro	258		11.09	06.10	PR: 1LL				
	2.0 TFSI hybrid	155		05.12		PR: 1LL	24.8190-0301.2	620301	2	Warnkontakt L=311,6mm
	3.0 TDI	150		09.11		PR: 1LL				
	3.0 TDI quattro			07.10		PR: 1LL				
	3.0 TDI quattro cd	190		09.13		PR: 1LL				
	3.0 TFSI quattro			07.10		PR: 1LL				
	3.0 TFSI quattro	228		09.13		PR: 1LL				
	4.0 TFSI quattro	309		03.12		PR: 1LL				
	4.0 TFSI quattro	320		09.13		PR: 1LL				
	4.2 FSI quattro	273		07.10		PR: 1LL				
	4.2 TDI quattro	258		07.10		PR: 1LL				
	4.2 TDI quattro cd	283		09.13		PR: 1LL				
	6.3 W12 quattro	368		01.11		PR: 1LL				
	S8	381		04.12		PR: 1LL				
	4.2 FSI quattro	273		11.09	06.10	PR: 1LJ	24.8190-0303.2	620303	2	Warnkontakt L=296,6mm

1) electric parking brake / fr.di stazionamento elettrico / frein à main électrique / freno de mano eléctrico



AUDI A8 (09-)						
	4.2 TDI quattro 258 2.0 TFSI hybrid 155 3.0 TDI 150 3.0 TDI quattro 3.0 TDI quattro cd 190 3.0 TFSI quattro 3.0 TFSI quattro 228 4.0 TFSI quattro 309 4.0 TFSI quattro 320 4.2 FSI quattro 273 4.2 TDI quattro 258 4.2 TDI quattro cd 283 6.3 W12 quattro 368 S8 381	11.09 05.12 09.11 07.10 09.13 07.10 09.13 03.12 09.13 07.10 07.10 09.13 01.11 04.12	06.10 PR: 1LJ PR: 1KJ PR: 1LJ PR: 1LJ PR: 1LJ PR: 1LJ PR: 1LJ PR: 1LJ PR: 1LJ PR: 1LJ PR: 1LJ PR: 1LJ PR: 1LJ PR: 1LJ	24.8190-0303.2 620303 24.8190-0301.2 620301	2 2	Warnkontakt L=296,6mm Warnkontakt L=311,6mm
	2.0 TFSI hybrid 155 3.0 TDI 150 3.0 TDI quattro 3.0 TDI quattro cd 190 3.0 TDI quattro cd 190 3.0 TFSI quattro 4.0 TFSI quattro 309 4.0 TFSI quattro 320 4.2 FSI quattro 273 4.2 TDI quattro 258 4.2 TDI quattro cd 283 6.3 W12 quattro 368 S8 381	05.12 09.11 07.10 09.13 09.13 07.10 03.12 09.13 11.09 11.09 09.13 01.11 04.12	PR: 1KW PR: 1KW PR: 1KW PR: 1KW PR: 1KW PR: 1KW PR: 1KW PR: 1KW PR: 1KW PR: 1KW PR: 1KW PR: 1KW PR: 1KW	24.0122-0272.1 422272		elektrische Feststellbremse ¹⁾ 330 21,9 20,0 V L +S +B
	2.0 TFSI hybrid 155 3.0 TDI 150 3.0 TDI quattro 3.0 TDI quattro cd 190 3.0 TFSI quattro 3.0 TFSI quattro 228 4.0 TFSI quattro 309 4.0 TFSI quattro 320 4.2 FSI quattro 273 4.2 TDI quattro 258 4.2 TDI quattro cd 283 6.3 W12 quattro 368 S8 381	05.12 09.11 07.10 09.13 07.10 09.13 03.12 09.13 11.09 11.09 09.13 01.11 04.12	PR: 1KY,1KZ PR: 1KY,1KZ PR: 1KY,1KZ PR: 1KY,1KZ PR: 1KY,1KZ PR: 1KY,1KZ PR: 1KY,1KZ PR: 1KY,1KZ PR: 1KY,1KZ PR: 1KY,1KZ PR: 1KY,1KZ PR: 1KY,1KZ PR: 1KY,1KZ	24.0122-0273.1 422273		elektrische Feststellbremse ¹⁾ 356 22,0 20,0 V L +S +B
AUDI CABRIO (91-00)						
	1.8 1.9 TDI 2.0 85 2.0 103 2.3 2.6 2.8	04.97 07.95 01.93 05.95 07.91 01.94 11.92	08.00 08.00 07.98 07.96 + ⊕ 06.94 08.00 08.00	13.0460-2934.2 602934		20669 19,0 /S LUC
	2.3 1.8 1.9 TDI 2.0 85 2.0 103 2.3 2.6 2.8	8G-N-025000 07.91 04.97 07.95 01.93 05.95 01.94 11.92	08.00 08.00 07.98 07.96 + ⊕ 06.94 08.00 08.00	24.0122-0108.1 422108 24.0122-0139.1 422139		256 22,0 20,0 V L +B 280 22,0 20,0 V L +B
	1.8 1.9 TDI 2.0 85 2.0 103 2.3 2.6 2.8	04.97 07.95 01.93 05.95 07.91 01.94 11.92	08.00 08.00 07.98 07.96 + ⊕ 06.94 08.00 08.00	13.0460-2963.2 602963 13.0460-3602.2 603602		21138 18,8 +/WK/S LUC 21144 15,8 /S LUC
	1.8 1.9 TDI 2.0 85 2.0 103 2.3 2.6 2.8	04.97 07.95 01.93 05.95 07.91 01.94 11.92	08.00 08.00 07.98 07.96 + ⊕ 06.94 08.00 08.00	24.0110-0178.1 410178		276 25,0 23,0 V L +B 245 10,0 8,0 +B
AUDI COUPE (89-96)						
	2.2 2.3 1.8 2.0 2.2 2.3 98 2.3 100 2.6 2.3 20V 123 2.3 20V 125 2.8	08.88 08.88 08.88 08.88 11.88 03.90 11.88 08.92 08.90 08.89 09.91	10.88 10.88 07.91 12.96 07.91 12.96 07.94 12.96 07.91 07.91 12.96	13.0460-2926.2 602926 13.0460-2934.2 602934 13.0460-2963.2 602963		20669 16,0 /S LUC 20669 19,0 /S LUC 21138 18,8 +/WK/S LUC
























¹⁾ electric parking brake / fr.di stazionamento elettrico / frein à main électrique / freno de mano eléctrico

								
AUDI COUPE (89-96)								
	2.2 2.3			08.88 08.88	10.88 10.88	24.0120-0120.1	420120	256 20,0 18,0 V L
	1.8 2.0 2.2 2.3 2.3	98 100		08.88 05.89 11.88 03.90 11.88	07.91 07.92 07.91 07.92 07.92	24.0122-0108.1	422108	256 22,0 20,0 V L +B
	2.0 2.3 2.3 2.6	98 100		08.92 08.92 08.92 08.92	12.96 12.96 07.94 12.96	24.0122-0139.1	422139	280 22,0 20,0 V L +B
	2.3 20V 2.3 20V 2.8	123 125		08.90 08.89 09.91	07.91 07.91 12.96	24.0125-0106.1	425106	276 25,0 23,0 V L +B
	1.8 2.0 2.2 2.3 2.6 2.8	100		08.88 08.88 08.88 08.88 08.92 09.91	07.91 12.96 07.91 12.96 12.96 12.96	13.0460-3602.2	603602	21144 15,8 /S LUC
	1.8 2.0 2.2 2.3 2.6 2.8	100		08.88 08.88 08.88 08.88 08.92 09.91	07.91 12.96 07.91 12.96 12.96 12.96	24.0110-0178.1	410178	245 10,0 8,0 +B
	1.8			08.88	10.88	03.0137-0146.2 03.0137-9041.2	650146 669041	200 x 40 HEB Einbausatz
	1.8			08.88	10.88	24.0220-0018.1 24.0220-0718.2	480019 480209	ohne Sensorring ¹⁾ ohne Sensorring ¹⁾
AUDI COUPE Quattro (87-96)								
	2.2 2.3 2.3 2.6	100 98 100		01.88 05.90 01.88 08.92	07.91 12.96 07.94 12.96	13.0460-2934.2	602934	20669 19,0 /S LUC
	2.0 2.3 20V 2.3 20V 2.8 S2 2.2 S2 2.2	123 125 162 169		11.88 05.90 11.88 08.91 09.90 10.92	07.91 + F ① 12.96 07.91 12.96 09.92 12.96	13.0460-2963.2	602963	21138 18,8 +/WK/S LUC
	2.0 2.3 20V 2.3 20V 2.8	123 125		11.88 05.90 11.88 08.91	07.91 + F ① 12.96 07.91 12.96 + 15" Rad ²⁾	24.0125-0106.1	425106	276 25,0 23,0 V L +B
	2.2 2.3 2.3	100 98 100	8B-N-015000 8B-N-015000 8B-N-015000	01.88 05.90 01.88		24.0122-0108.1	422108	256 22,0 20,0 V L +B
	2.3 2.3 2.6	98 100	8B-P-000001 8B-P-000001		12.96 07.94 12.96 + 15" Rad ²⁾	24.0122-0139.1	422139	280 22,0 20,0 V L +B
	2.6 2.8 S2 2.2 S2 2.2	162 169		08.92 08.91 09.90 10.92	12.96 + 16" Rad ³⁾ 12.96 + 16" Rad ³⁾ 09.92 12.96	24.0125-0139.1	425139	276 24,9 23,0 V L +B
	2.0 2.2 2.3 2.3 2.3 20V 2.3 20V 2.6 2.8 S2 2.2 S2 2.2	100 98 100 123 125		11.88 01.88 05.90 01.87 05.90 11.88 08.92 08.91 09.90 10.92	07.91 + F ① 07.91 12.96 07.94 12.96 07.91 12.96 12.96 12.96 09.92 12.96	13.0460-3602.2	603602	21144 15,8 /S LUC
	2.0 2.2 2.3 2.3 2.3 20V 2.3 20V 2.6 2.8 S2 2.2	100 98 100 123 125		11.88 01.88 05.90 01.88 05.90 11.88 08.92 08.91 10.92	07.91 + F ① 07.91 12.96 07.94 12.96 07.91 12.96 + 15" Rad ²⁾ 12.96 + 15" Rad ²⁾ 12.96 + 15" Rad ²⁾	24.0110-0182.1	410182	245 10,0 8,0 +B
	2.6 2.8 S2 2.2	169		08.92 08.91 10.92	12.96 + 16" Rad ³⁾ 12.96 + 16" Rad ³⁾ 12.96 + 16" Rad ³⁾	24.0110-0261.1	410261	245 10,0 8,0 +B

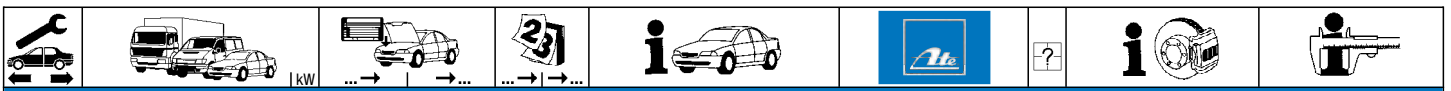
¹⁾ without sensor ring / senza sensori / sans secours ABS / sin anillo sensor ABS

²⁾ + 15" wheel / + ruota 15" / + roue 15" / + rueda 15"

³⁾ + 16" wheel / + ruota 16" / + roue 16" / + rueda 16"

								
AUDI Q3 (11-)								
	2.0 TDI 2.0 TDI 2.0 TDI quattro 2.0 TDI quattro 2.0 TFSI quattro 2.0 TFSI quattro	103 130 103 130 125 155	06.11 05.13 01.12 06.11 06.11 06.11	PR: 1LJ PR: 1LJ PR: 1LJ PR: 1LJ PR: 1LJ PR: 1LJ	13.0460-7242.2 13.0470-7242.2	607242 LD7242		24332 19,8 +/WK 24332 19,8 +/WK ATE ATE
	2.0 TDI 2.0 TDI 2.0 TDI quattro 2.0 TDI quattro 2.0 TFSI quattro 2.0 TFSI quattro	103 130 103 130 125 155	06.11 05.13 01.12 06.11 06.11 06.11	PR: 1LJ PR: 1LJ PR: 1LJ PR: 1LJ PR: 1LJ PR: 1LJ	24.0125-0158.1	425158		312 25,0 22,0 V L +S +B
	2.0 TDI 2.0 TDI 2.0 TDI quattro 2.0 TDI quattro 2.0 TFSI quattro 2.0 TFSI quattro RS 2.5	103 130 103 130 125 155 228	06.11 05.13 01.12 06.11 06.11 06.11 09.13		24.0711-5271.3 24.0711-5272.3	360301 360302		Radsensor Radsensor
	2.0 TDI 2.0 TDI 2.0 TDI quattro 2.0 TDI quattro 2.0 TFSI quattro 2.0 TFSI quattro	103 130 103 130 125 155	06.11 05.13 01.12 06.11 06.11 06.11	PR: 1KU PR: 1KU PR: 1KU PR: 1KU PR: 1KU PR: 1KU	13.0460-2749.2 13.0470-2749.2	602749 LD2749	elektrische Feststellbremse ¹⁾ elektrische Feststellbremse ¹⁾	24483 16,9 /Zub/S 24483 16,9 /Zub/S LUC LUC
	2.0 TDI 2.0 TDI 2.0 TDI quattro 2.0 TDI quattro 2.0 TFSI quattro 2.0 TFSI quattro RS 2.5	103 130 103 130 125 155 228	06.11 05.13 01.12 06.11 06.11 06.11 09.13	PR: 1KU PR: 1KU PR: 1KU PR: 1KU PR: 1KU PR: 1KU	24.0112-0169.1	412169	elektrische Feststellbremse ¹⁾	282 12,0 10,0 +S +B
	2.0 TDI 2.0 TDI 2.0 TDI quattro 2.0 TDI quattro 2.0 TFSI quattro 2.0 TFSI quattro RS 2.5	103 130 103 130 125 155 228	06.11 05.13 01.12 06.11 06.11 06.11 09.13	PR: 2EA,2EJ PR: 7X0,7X1,7X4,7X8 PR: 7X0,7X1,7X4,7X8	24.0122-0219.1 24.0711-6231.3 24.0711-6232.3	422219 360305 360306	elektrische Feststellbremse ¹⁾ 	310 22,0 20,0 V L +B Radsensor Radsensor
	2.0 TDI quattro 2.0 TDI quattro 2.0 TFSI quattro 2.0 TFSI quattro RS 2.5	103 130 125 155 228	01.12 06.11 06.11 06.11 09.13	PR: 7X0,7X1,7X4,7X8 PR: 7X0,7X1,7X4,7X8 PR: 7X0,7X1,7X4,7X8 PR: 7X0,7X1,7X4,7X8	24.0711-5271.3 24.0711-5272.3	360301 360302		Radsensor Radsensor
	2.0 TDI quattro 2.0 TDI quattro 2.0 TFSI quattro 2.0 TFSI quattro	103 130 125 155	01.12 06.11 06.11 06.11	PR: 7X5,8A3 PR: 7X5,8A3 PR: 7X5,8A3 PR: 7X5,8A3	24.0711-5401.3 24.0711-5402.3	360330 360331		Radsensor Radsensor
AUDI Q5 (08-)								
	2.0 TDI 2.0 TDI 2.0 TDI 2.0 TDI quattro 2.0 TDI quattro 2.0 TDI quattro 2.0 TDI quattro 2.0 TDI quattro 2.0 TDI quattro 2.0 TFSI hybr.quattro 2.0 TFSI quattro 2.0 TFSI quattro 2.0 TFSI quattro 2.0 TFSI quattro 3.0 TDI quattro 3.0 TDI quattro 3.0 TDI quattro 3.0 TFSI quattro 3.2 FSI quattro	100 105 110 100 105 110 120 125 130 155 132 155 162 165 155 176 180 200 199	07.11 07.11 05.13 08.09 08.09 05.13 07.11 07.11 09.12 07.11 07.11 07.11 09.12 07.11 07.11 09.12 09.12 07.11	PR: 1LJ PR: 1LJ PR: 1LJ PR: 1LJ PR: 1LJ PR: 1LJ PR: 1LJ PR: 1LJ PR: 1LJ PR: 1LJ PR: 1LJ PR: 1LJ PR: 1LJ PR: 1LJ PR: 1LJ PR: 1LJ PR: 1LJ PR: 1LJ	13.0460-7256.2 13.0470-7256.2	607256 LD7256		24705 19,8 +/WK 24705 19,8 +/WK ATE ATE
	S 3.0 TDI quattro	230	12.12	PR: 1LJ	13.0460-7256.2	607256		24705 19,8 +/WK ATE
	2.0 TDI 2.0 TDI 2.0 TDI 2.0 TDI quattro 2.0 TDI quattro 2.0 TDI quattro 2.0 TDI quattro 2.0 TDI quattro 2.0 TDI quattro 2.0 TFSI hybr.quattro 2.0 TFSI quattro 2.0 TFSI quattro 2.0 TFSI quattro 2.0 TFSI quattro 3.0 TDI quattro 3.0 TDI quattro 3.0 TDI quattro 3.0 TFSI quattro 3.2 FSI quattro S 3.0 TDI quattro	100 105 110 100 105 110 120 125 130 155 132 155 162 165 155 176 180 200 199 230	08.09 08.09 05.13 08.09 08.09 05.13 03.09 03.09 09.12 06.11 08.09 03.09 05.13 09.12 03.09 03.09 09.12 09.12 03.09 12.12	PR: 12T PR: 12T PR: 12T PR: 12T PR: 12T PR: 12T PR: 12T PR: 12T PR: 12T PR: 12T PR: 12T PR: 12T PR: 12T PR: 12T PR: 12T PR: 12T PR: 12T PR: 12T PR: 12T	24.8190-0311.2	620311	1 	Warnkontakt L=300mm




¹⁾ electric parking brake / fr.di stazionamento elettrico / frein à main électrique / freno de mano eléctrico



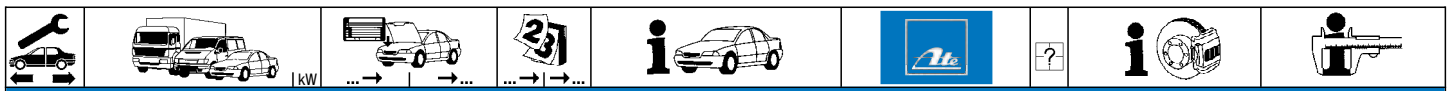
AUDI Q5 (08-)

	S 3.0 TDI quattro	230		12.12	PR: 1LV	24.8190-0301.2	620301	1	Wärmkontakt L=311,6mm
	2.0 TDI	100	08.09	06.11	PR: 1LA	24.0130-0193.1	430193		320 30,0 28,0 V L +S +B
	2.0 TDI	105	08.09	06.11	PR: 1LA				
	2.0 TDI quattro	100	08.09	06.11	PR: 1LA				
	2.0 TDI quattro	105	08.09	06.11	PR: 1LA				
	2.0 TDI quattro	120	03.09	06.11	PR: 1LA				
	2.0 TDI quattro	125	03.09	06.11	PR: 1LA				
	2.0 TFSI hybr.quattro	155	06.11	06.11	PR: 1LA				
	2.0 TFSI quattro	132	08.09	06.11	PR: 1LA				
	2.0 TFSI quattro	155	03.09	06.11	PR: 1LA				
	3.0 TDI quattro	155	03.09	06.11	PR: 1LA				
	3.0 TDI quattro	176	03.09	06.11	PR: 1LA				
	3.2 FSI quattro	199	03.09	06.11	PR: 1LA				
	2.0 TDI	100	07.11		PR: 1LA	24.0130-0221.1	430221		320 30,0 28,0 V L +S +B
	2.0 TDI	105	07.11		PR: 1LA				
	2.0 TDI	110	05.13		PR: 1LA				
	2.0 TDI quattro	100	07.11		PR: 1LA				
	2.0 TDI quattro	105	07.11		PR: 1LA				
	2.0 TDI quattro	110	05.13		PR: 1LA				
	2.0 TDI quattro	120	07.11		PR: 1LA				
	2.0 TDI quattro	125	07.11		PR: 1LA				
	2.0 TDI quattro	130	09.12		PR: 1LA				
	2.0 TFSI hybr.quattro	155	07.11		PR: 1LA				
	2.0 TFSI quattro	132	07.11		PR: 1LA				
	2.0 TFSI quattro	155	07.11		PR: 1LA				
	2.0 TFSI quattro	162	05.13		PR: 1LA				
	2.0 TFSI quattro	165	09.12		PR: 1LA				
	3.0 TDI quattro	155	07.11		PR: 1LA				
	3.0 TDI quattro	176	07.11		PR: 1LA				
	3.0 TDI quattro	180	09.12		PR: 1LA				
	3.0 TFSI quattro	200	09.12		PR: 1LA				
	3.2 FSI quattro	199	07.11		PR: 1LA				
	S 3.0 TDI quattro	230	12.12		PR: 1LA				
	2.0 TDI	100	08.09	06.11	PR: 1LJ	24.0129-0102.1	429102		345 29,5 28,0 V L +S +B
	2.0 TDI	105	08.09	06.11	PR: 1LJ				
	2.0 TDI quattro	100	08.09	06.11	PR: 1LJ				
	2.0 TDI quattro	105	08.09	06.11	PR: 1LJ				
	2.0 TDI quattro	120	03.09	06.11	PR: 1LJ				
	2.0 TDI quattro	125	03.09	06.11	PR: 1LJ				
	2.0 TFSI hybr.quattro	155	06.11	06.11	PR: 1LJ				
	2.0 TFSI quattro	132	08.09	06.11	PR: 1LJ				
	2.0 TFSI quattro	155	03.09	06.11	PR: 1LJ				
	3.0 TDI quattro	155	03.09	06.11	PR: 1LJ				
	3.0 TDI quattro	176	03.09	06.11	PR: 1LJ				
	3.2 FSI quattro	199	03.09	06.11	PR: 1LJ				
	2.0 TDI	100	07.11		PR: 1LJ	24.0130-0222.1	430222		345 30,0 28,0 V L +S +B
	2.0 TDI	105	07.11		PR: 1LJ				
	2.0 TDI	110	05.13		PR: 1LJ				
	2.0 TDI quattro	100	08.09		PR: 1LJ				
	2.0 TDI quattro	105	08.09		PR: 1LJ				
	2.0 TDI quattro	110	05.13		PR: 1LJ				
	2.0 TDI quattro	120	07.11		PR: 1LJ				
	2.0 TDI quattro	125	07.11		PR: 1LJ				
	2.0 TDI quattro	130	09.12		PR: 1LJ				
	2.0 TFSI hybr.quattro	155	07.11		PR: 1LJ				
	2.0 TFSI quattro	132	07.11		PR: 1LJ				
	2.0 TFSI quattro	155	07.11		PR: 1LJ				
	2.0 TFSI quattro	162	05.13		PR: 1LJ				
	2.0 TFSI quattro	165	09.12		PR: 1LJ				
	3.0 TDI quattro	155	07.11		PR: 1LJ				
	3.0 TDI quattro	176	07.11		PR: 1LJ				
	3.0 TDI quattro	180	09.12		PR: 1LJ				
	3.0 TFSI quattro	200	09.12		PR: 1LJ				
	3.2 FSI quattro	199	07.11		PR: 1LJ				
	S 3.0 TDI quattro	230	12.12		PR: 1LJ				
	2.0 TDI	100	08.09		PR: 1LE,1LP,1ZT	24.0130-0222.1	430222		345 30,0 28,0 V L +S +B
	2.0 TDI	105	08.09		PR: 1LE,1LP,1ZT				
	2.0 TDI	110	05.13		PR: 1LE,1LP,1ZT				
	2.0 TDI quattro	100	08.09		PR: 1LE,1LP,1ZT				
	2.0 TDI quattro	105	08.09		PR: 1LE,1LP,1ZT				
	2.0 TDI quattro	110	05.13		PR: 1LE,1LP,1ZT				
	2.0 TDI quattro	120	03.09		PR: 1LE,1LP,1ZT				
	2.0 TDI quattro	125	03.09		PR: 1LE,1LP,1ZT				
	2.0 TDI quattro	130	09.12		PR: 1LE,1LP,1ZT				
	2.0 TFSI hybr.quattro	155	06.11		PR: 1LE,1LP,1ZT				
	2.0 TFSI quattro	132	08.09		PR: 1LE,1LP,1ZT				
	2.0 TFSI quattro	155	03.09		PR: 1LE,1LP,1ZT				
	2.0 TFSI quattro	162	05.13		PR: 1LE,1LP,1ZT				
	2.0 TFSI quattro	165	09.12		PR: 1LE,1LP,1ZT				
	3.0 TDI quattro	155	03.09		PR: 1LE,1LP,1ZT				
	3.0 TDI quattro	176	03.09		PR: 1LE,1LP,1ZT				
	3.0 TDI quattro	180	09.12		PR: 1LE,1LP,1ZT				
	3.0 TFSI quattro	200	09.12		PR: 1LE,1LP,1ZT				
	3.2 FSI quattro	199	03.09		PR: 1LE,1LP,1ZT				
	S 3.0 TDI quattro	230	12.12		PR: 1LE,1LP,1ZT				



AUDI Q5 (08-)											
	2.0 TDI 100 2.0 TDI 105 2.0 TDI 110 2.0 TDI quattro 100 2.0 TDI quattro 105 2.0 TDI quattro 110 2.0 TDI quattro 120 2.0 TDI quattro 125 2.0 TDI quattro 130 2.0 TFSI hybr.quattro 155 2.0 TFSI quattro 132 2.0 TFSI quattro 155 2.0 TFSI quattro 162 2.0 TFSI quattro 165 3.0 TDI quattro 155 3.0 TDI quattro 176 3.0 TDI quattro 180 3.0 TFSI quattro 200 3.2 FSI quattro 199 S 3.0 TDI quattro 230		08.09 08.09 05.13 08.09 08.09 05.13 03.09 03.09 09.12 06.11 08.09 03.09 05.13 09.12 03.09 03.09 09.12 09.12 03.09 12.12	PR: 1ZB PR: 1ZB PR: 1ZB PR: 1ZB PR: 1ZB PR: 1ZB PR: 1ZB PR: 1ZB PR: 1ZB PR: 1ZB PR: 1ZB PR: 1ZB PR: 1ZB PR: 1ZB PR: 1ZB PR: 1ZB PR: 1ZB PR: 1ZB PR: 1ZB PR: 1ZB	24.0130-0221.1	430221			320 30,0 28,0 VL +S +B		
	2.0 TDI 100 2.0 TDI 105 2.0 TDI 110 2.0 TDI quattro 100 2.0 TDI quattro 105 2.0 TDI quattro 110 2.0 TDI quattro 120 2.0 TDI quattro 125 2.0 TDI quattro 130 2.0 TFSI hybr.quattro 155 2.0 TFSI quattro 132 2.0 TFSI quattro 155 2.0 TFSI quattro 162 2.0 TFSI quattro 165 3.0 TDI quattro 155 3.0 TDI quattro 176 3.0 TDI quattro 180 3.0 TFSI quattro 200 3.2 FSI quattro 199 S 3.0 TDI quattro 230		08.09 08.09 05.13 08.09 08.09 05.13 03.09 03.09 09.12 06.11 08.09 03.09 05.13 09.12 03.09 03.09 09.12 09.12 03.09 12.12	PR: 1KW,2EK PR: 1KW,2EK PR: 1KW,2EK PR: 1KW,2EK PR: 1KW,2EK PR: 1KW,2EK PR: 1KW,2EK PR: 1KW,2EK PR: 1KW,2EK PR: 1KW,2EK PR: 1KW,2EK PR: 1KW,2EK PR: 1KW,2EK PR: 1KW,2EK PR: 1KW,2EK PR: 1KW,2EK PR: 1KW,2EK PR: 1KW,2EK PR: 1KW,2EK PR: 1KW,2EK	13.0460-2747.2 13.0470-2747.2	602747 LD2747	elektrische Feststellbremse ¹⁾ elektrische Feststellbremse ¹⁾	24606 17,4 +/Zub/S 24606 17,4 +/Zub/S	LUC LUC		
	2.0 TDI 100 2.0 TDI 105 2.0 TDI 110 2.0 TDI quattro 100 2.0 TDI quattro 105 2.0 TDI quattro 110 2.0 TDI quattro 120 2.0 TDI quattro 125 2.0 TDI quattro 130 2.0 TFSI hybr.quattro 155 2.0 TFSI quattro 132 2.0 TFSI quattro 155 2.0 TFSI quattro 162 2.0 TFSI quattro 165 3.0 TDI quattro 155 3.0 TDI quattro 176 3.0 TDI quattro 180 3.0 TFSI quattro 200 3.2 FSI quattro 199 S 3.0 TDI quattro 230		08.09 08.09 05.13 08.09 08.09 05.13 03.09 03.09 09.12 06.11 08.09 03.09 05.13 09.12 03.09 03.09 09.12 09.12 03.09 12.12	PR: 1KE PR: 1KE PR: 1KE PR: 1KE PR: 1KE PR: 1KE PR: 1KE PR: 1KE PR: 1KE PR: 1KE PR: 1KE PR: 1KE PR: 1KE PR: 1KE PR: 1KE PR: 1KE PR: 1KE PR: 1KE PR: 1KE PR: 1KE,1KF	13.0460-2748.2 13.0470-2748.2	602748 LD2748	elektrische Feststellbremse ¹⁾ elektrische Feststellbremse ¹⁾	24606 17,4 +/Zub/S 24606 17,4 +/Zub/S	LUC LUC		
	2.0 TDI 100 2.0 TDI 105 2.0 TDI 110 2.0 TDI quattro 100 2.0 TDI quattro 105 2.0 TDI quattro 110 2.0 TDI quattro 120 2.0 TDI quattro 125 2.0 TDI quattro 130 2.0 TFSI hybr.quattro 155 2.0 TFSI quattro 132 2.0 TFSI quattro 155 2.0 TFSI quattro 162 2.0 TFSI quattro 165 3.0 TDI quattro 155 3.0 TDI quattro 176 3.0 TDI quattro 180 3.0 TFSI quattro 200 3.2 FSI quattro 199 S 3.0 TDI quattro 230		08.09 08.09 05.13 08.09 08.09 05.13 03.09 03.09 09.12 06.11 08.09 03.09 05.13 09.12 03.09 03.09 09.12 09.12 03.09 12.12	PR: 1KW,2EK PR: 1KW,2EK PR: 1KW,2EK PR: 1KW,2EK PR: 1KW,2EK PR: 1KW,2EK PR: 1KW,2EK PR: 1KW,2EK PR: 1KW,2EK PR: 1KW,2EK PR: 1KW,2EK PR: 1KW,2EK PR: 1KW,2EK PR: 1KW,2EK PR: 1KW,2EK PR: 1KW,2EK PR: 1KW,2EK PR: 1KW,2EK PR: 1KW,2EK PR: 1KW,2EK	24.0112-0178.1	412178	elektrische Feststellbremse ¹⁾	300 12,0 10,0 +S +B			
	2.0 TDI 100 2.0 TDI 105 2.0 TDI quattro 100 2.0 TDI quattro 105 2.0 TDI quattro 120 2.0 TDI quattro 125 2.0 TFSI quattro 132 2.0 TFSI quattro 155 2.0 TFSI quattro 162 2.0 TFSI quattro 165 3.0 TDI quattro 155 3.0 TDI quattro 176 3.0 TDI quattro 180 3.0 TFSI quattro 200 3.2 FSI quattro 199 S 3.0 TDI quattro 230		08.09 08.09 08.09 08.09 03.09 03.09 08.09 03.09 05.13 09.12 03.09 03.09 09.12 09.12 03.09 08.09	PR: 1KE PR: 1KE PR: 1KE PR: 1KE PR: 1KE PR: 1KE PR: 1KE PR: 1KE PR: 1KE PR: 1KE PR: 1KE PR: 1KE PR: 1KE PR: 1KE PR: 1KE	24.0122-0250.1	422250	elektrische Feststellbremse ¹⁾	330 22,0 20,0 VL +S +B			

¹⁾ electric parking brake / fr.di stazionamento elettrico / frein à main électrique / freno de mano eléctrico



AUDI Q5 (08-)














	2.0 TFSI quattro	155		03.09	10.10	PR: 1KE	24.0122-0250.1	422250		elektrische Feststellbremse ¹⁾	330 22,0 20,0 V L +S +B
	3.0 TDI quattro	155		03.09	10.10	PR: 1KE					
	3.0 TDI quattro	176		03.09	10.10	PR: 1KE					
	3.2 FSI quattro	199		03.09	10.10	PR: 1KE					
	2.0 TDI	100		11.10		PR: 1KE,2EL	24.0122-0272.1	422272		elektrische Feststellbremse ¹⁾	330 21,9 20,0 V L +S +B
	2.0 TDI	105		11.10		PR: 1KE,2EL					
	2.0 TDI	110		05.13		PR: 1KE,2EL					
	2.0 TDI quattro	100		11.10		PR: 1KE,2EL					
	2.0 TDI quattro	105		11.10		PR: 1KE,2EL					
	2.0 TDI quattro	110		05.13		PR: 1KE,2EL					
	2.0 TDI quattro	120		11.10		PR: 1KE,2EL					
	2.0 TDI quattro	125		11.10		PR: 1KE,2EL					
	2.0 TDI quattro	130		09.12		PR: 1KE,2EL					
	2.0 TFSI hybr.quattro	155		06.11		PR: 1KE,2EL					
	2.0 TFSI quattro	132		11.10		PR: 1KE,2EL					
	2.0 TFSI quattro	155		11.10		PR: 1KE,2EL					
	2.0 TFSI quattro	162		05.13		PR: 1KE,2EL					
	2.0 TFSI quattro	165		09.12		PR: 1KE,2EL					
	3.0 TDI quattro	155		11.10		PR: 1KE,2EL					
	3.0 TDI quattro	176		11.10		PR: 1KE,2EL					
	3.0 TDI quattro	180		09.12		PR: 1KE,2EL					
	3.0 TFSI quattro	200		09.12		PR: 1KE,2EL					
	3.2 FSI quattro	199		11.10		PR: 1KE,2EL					
	S 3.0 TDI quattro	230		12.12		PR: 1KE,1KF,2EL					

















AUDI Q7 (06-)

	3.0 TDI	150		05.10		PR: 1LF	13.0460-4993.2	604993			23693 16,6 /WE BRE
	3.0 TDI	155		03.06		PR: 1LF	13.0470-4993.2	LD4993			23693 16,6 /WE BRE
	3.0 TDI	165		06.09		PR: 1LF	24.8190-0929.2	620929	2		Warnkontakt L=417,4mm
	3.0 TDI	171		03.06		PR: 1LF					
	3.0 TDI	176		11.07		PR: 1LF					
	3.0 TDI	180		05.11		PR: 1LF					
	3.0 TFSI	200		05.10		PR: 1LF					
	3.6 FSI	206		08.06		PR: 1LF					
	3.0 TFSI	245		05.10		PR: 1LF	13.0460-4993.2	604993			23693 16,6 /WE BRE
	4.2 FSI	257		03.06		PR: 1LF	24.8190-0929.2	620929	2		Warnkontakt L=417,4mm
4.2 TDI	240		03.07		PR: 1LF						
6.0 TDI	368		09.08		PR: 1LF						
	3.0 TDI	150		05.10		PR: 1LW	24.8190-0011.2	620011	2		Warnkontakt L=362,5mm
	3.0 TDI	155		03.06		PR: 1LW					
	3.0 TDI	165		06.09		PR: 1LW					
	3.0 TDI	171		03.06		PR: 1LW					
	3.0 TDI	176		11.07		PR: 1LW					
	3.0 TDI	180		05.11		PR: 1LW					
	3.0 TFSI	200		05.10		PR: 1LW					
	3.0 TFSI	245		05.10		PR: 1LW					
	3.6 FSI	206		08.06		PR: 1LW					
	4.2 FSI	257		03.06		PR: 1LW					
4.2 TDI	240		03.07		PR: 1LW						
6.0 TDI	368		09.08		PR: 1LW						
	3.0 TDI	150		05.10		PR: 1LF	24.0134-0123.1	434123		<input type="checkbox"/>	350 34,0 32,0 V L +B
	3.0 TDI	155		03.06		PR: 1LF	24.0134-0124.1	434124		<input type="checkbox"/>	350 34,0 32,0 V L +B
	3.0 TDI	165		06.09		PR: 1LF					
	3.0 TDI	171		03.06		PR: 1LF					
	3.0 TDI	176		11.07		PR: 1LF					
	3.0 TDI	180		05.11		PR: 1LF					
	3.0 TFSI	200		05.10		PR: 1LF					
	3.0 TFSI	245		05.10		PR: 1LF					
	3.6 FSI	206		08.06		PR: 1LF					
	4.2 FSI	257		03.06		PR: 1LF					
4.2 TDI	240		03.07		PR: 1LF						
6.0 TDI	368		09.08		PR: 1LF						
	3.0 TDI	150		05.10	05.10		24.0711-5401.3	360330		<input type="checkbox"/>	Radsensor
	3.0 TDI	155		03.06	05.10		24.0711-5402.3	360331		<input type="checkbox"/>	Radsensor
	3.0 TDI	165		06.09	05.10						
	3.0 TDI	171		03.06	05.10						
	3.0 TDI	176		11.07	05.10						
	3.0 TFSI	200		05.10	05.10						
	3.0 TFSI	245		05.10	05.10						
	3.6 FSI	206		08.06	05.10						
	4.2 FSI	257		03.06	05.10						
	4.2 TDI	240		03.07	05.10						
6.0 TDI	368		09.08			24.0711-5401.3	360330		<input type="checkbox"/>	Radsensor	
						24.0711-5402.3	360331		<input type="checkbox"/>	Radsensor	
	3.0 TDI	150		05.10		PR: 1KF,2EA	13.0460-4976.2	604976			23694 16,4 /WE BRE
	3.0 TDI	155		03.06		PR: 1KF,2EA	24.8190-0930.2	620930	2		Warnkontakt L=252,4mm
	3.0 TDI	165		06.09		PR: 1KF,2EA					
	3.0 TDI	171		03.06		PR: 1KF,2EA					
	3.0 TDI	176		11.07		PR: 1KF,2EA					
	3.0 TDI	180		05.11		PR: 1KF,2EA					
	3.0 TFSI	200		05.10		PR: 1KF,2EA					
	3.0 TFSI	245		05.10		PR: 1KF,2EA					
	3.6 FSI	206		08.06		PR: 1KF,2EA					
	4.2 FSI	257		03.06		PR: 1KF,2EA					
4.2 TDI	240		03.07		PR: 1KF,2EA						
6.0 TDI	368		09.08		PR: 1KF,2EA						



















¹⁾ electric parking brake / fr.di stazionamento elettrico / frein à main électrique / freno de mano eléctrico

























										
AUDI Q7 (06-)										
	3.0 TDI	150	05.10	PR: 1KD	13.0460-4850.2	604850	2	24296 15,5 /WE Warnkontakt L=237,4mm		
	3.0 TDI	155	03.06	PR: 1KD	24.8190-0937.2	620937				
	3.0 TDI	165	06.09	PR: 1KD						
	3.0 TDI	171	03.06	PR: 1KD						
	3.0 TDI	176	11.07	PR: 1KD						
	3.0 TDI	180	05.11	PR: 1KD						
	3.0 TFSI	200	05.10	PR: 1KD						
	3.0 TFSI	245	05.10	PR: 1KD						
	3.6 FSI	206	08.06	PR: 1KD						
	4.2 FSI	257	03.06	PR: 1KD						
	4.2 TDI	240	03.07	PR: 1KD						
	6.0 TDI	368	09.08	PR: 1KD						
	3.0 TDI	150	05.10	PR: 2EF	24.8190-0012.2	620012			2	Warnkontakt L=272,4mm
	3.0 TDI	155	03.06	PR: 2EF						
	3.0 TDI	165	06.09	PR: 2EF						
	3.0 TDI	171	03.06	PR: 2EF						
	3.0 TDI	176	11.07	PR: 2EF						
	3.0 TDI	180	05.11	PR: 2EF						
3.0 TFSI	200	05.10	PR: 2EF							
3.0 TFSI	245	05.10	PR: 2EF							
3.6 FSI	206	08.06	PR: 2EF							
4.2 FSI	257	03.06	PR: 2EF							
4.2 TDI	240	03.07	PR: 2EF							
6.0 TDI	368	09.08	PR: 2EF							
	3.0 TDI	150	05.10	PR: 1KF	24.0128-0149.1	428149		330 28,0 26,0 V L +B		
	3.0 TDI	155	03.06	PR: 1KF						
	3.0 TDI	165	06.09	PR: 1KF						
	3.0 TDI	171	03.06	PR: 1KF						
	3.0 TDI	176	11.07	PR: 1KF						
	3.0 TDI	180	05.11	PR: 1KF						
	3.0 TFSI	200	05.10	PR: 1KF						
	3.0 TFSI	245	05.10	PR: 1KF						
	3.6 FSI	206	08.06	PR: 1KF						
	4.2 FSI	257	03.06	PR: 1KF						
	4.2 TDI	240	03.07	PR: 1KF						
	6.0 TDI	368	09.08	PR: 1KF						
	3.0 TDI	150	05.10	PR: 2EA	24.0128-0169.1	428169				358 28,0 26,0 V L +B
	3.0 TDI	155	03.06	PR: 2EA						
	3.0 TDI	165	06.09	PR: 2EA						
	3.0 TDI	171	03.06	PR: 2EA						
	3.0 TDI	176	11.07	PR: 2EA						
	3.0 TDI	180	05.11	PR: 2EA						
3.0 TFSI	200	05.10	PR: 2EA							
3.0 TFSI	245	05.10	PR: 2EA							
3.6 FSI	206	08.06	PR: 2EA							
4.2 FSI	257	03.06	PR: 2EA							
4.2 TDI	240	03.07	PR: 2EA							
6.0 TDI	368	09.08	PR: 2EA							
3.0 TDI	150	05.10	PR: 1KD	24.0128-0169.1	428169		358 28,0 26,0 V L +B			
3.0 TDI	155	03.06	PR: 1KD							
3.0 TDI	165	06.09	PR: 1KD							
3.0 TDI	171	03.06	PR: 1KD							
3.0 TDI	176	11.07	PR: 1KD							
3.0 TDI	180	05.11	PR: 1KD							
3.0 TFSI	200	05.10	PR: 1KD							
3.0 TFSI	245	05.10	PR: 1KD							
3.6 FSI	206	08.06	PR: 1KD							
4.2 FSI	257	03.06	PR: 1KD							
4.2 TDI	240	03.07	PR: 1KD							
6.0 TDI	368	09.08	PR: 1KD							
	3.0 TDI	150	05.10		24.0711-5401.3			360330		Radsensor Radsensor
	3.0 TDI	155	03.06		24.0711-5402.3			360331		
	3.0 TDI	165	06.09							
	3.0 TDI	171	03.06							
	3.0 TDI	176	11.07							
	3.0 TDI	180	05.11							
	3.0 TFSI	200	05.10							
	3.0 TFSI	245	05.10							
	3.6 FSI	206	08.06							
	4.2 FSI	257	03.06							
	4.2 TDI	240	03.07							
	6.0 TDI	368	09.08							
	3.0 TDI	150	05.10	PR: 1KF,2EA,1KD,2EF	03.0137-0451.2	650451		210 x 30 Einbausatz		
	3.0 TDI	155	03.06	PR: 1KF,2EA,1KD,2EF	03.0137-9288.2	669288				
	3.0 TDI	165	06.09	PR: 1KF,2EA,1KD,2EF						
	3.0 TDI	171	03.06	PR: 1KF,2EA,1KD,2EF						
	3.0 TDI	176	11.07	PR: 1KF,2EA,1KD,2EF						
	3.0 TDI	180	05.11	PR: 1KF,2EA,1KD,2EF						
	3.0 TFSI	200	05.10	PR: 1KF,2EA,1KD,2EF						
	3.0 TFSI	245	05.10	PR: 1KF,2EA,1KD,2EF						
	3.6 FSI	206	08.06	PR: 1KF,2EA,1KD,2EF						
	4.2 FSI	257	03.06	PR: 1KF,2EA,1KD,2EF						
	4.2 TDI	240	03.07	PR: 1KF,2EA,1KD,2EF						
	6.0 TDI	368	09.08	PR: 1KF,2EA,1KD,2EF						


























										
AUDI TT Coupe (98-06)										
	1.8 T	110		09.02	06.06	PR: 1LD,1LT,1LV	13.0460-7081.2	607081	21911 20,3 + ATE 21911 20,3 + ATE 23392 20,3 +/WK ATE 23392 20,3 +/WK ATE	
	1.8 T	120		09.05	06.06	PR: 1LD,1LT,1LV	13.0470-7081.2	LD7081		
	1.8 T	132		10.98	06.06	PR: 1LD,1LT,1LV	13.0460-7122.2	607122		
	1.8 T	140		09.05	06.06	PR: 1LD,1LT,1LV	13.0470-7122.2	LD7122		
	1.8 T quattro	132		10.98	06.06	PR: 1LD,1LT,1LV				
	1.8 T quattro	140		09.05	06.06	PR: 1LD,1LT,1LV				
	1.8 T quattro	165		10.98	06.06	PR: 1LD,1LT,1LV				
	1.8 T quattro	176		03.05	06.06	PR: 1LD,1LT,1LV				
3.2 quattro	184		04.03	06.06		13.0460-7183.2	607183	21484 20,5 +/WE Warnkontakt L=270mm ATE		
						24.8190-0106.2	620106	2		
	1.8 T	110		09.02	06.06	PR: 1LD,1LT,1LV	24.0125-0123.1	425123	310 25,0 22,0 V L +B 310 25,0 22,0 V L +B PD	
	1.8 T	120		09.05	06.06	PR: 1LD,1LT,1LV	24.0325-0123.1	525123		
	1.8 T	132		10.98	06.06	PR: 1LD,1LT,1LV				
	1.8 T	140		09.05	06.06	PR: 1LD,1LT,1LV				
	1.8 T quattro	132		10.98	06.06	PR: 1LD,1LT,1LV				
	1.8 T quattro	140		09.05	06.06	PR: 1LD,1LT,1LV				
	1.8 T quattro	165		10.98	06.06	PR: 1LD,1LT,1LV				
	1.8 T quattro	176		03.05	06.06	PR: 1LD,1LT,1LV				
3.2 quattro	184		04.03	06.06		24.0132-0166.2	432166	334 32,0 30,0 V L 334 32,0 30,0 V L		
						24.0132-0165.2	432165	☐ zweiteilige Bremsscheibe 1) ☐ zweiteilige Bremsscheibe 1)		
	1.8 T	110		09.02	06.06		24.0711-1361.3	360022	Radsensor Radsensor	
	1.8 T	120		09.05	06.06		24.0711-1362.3	360023		
	1.8 T	132		10.98	06.06					
	1.8 T	140		09.05	06.06					
	1.8 T quattro	132		10.98	06.06					
	1.8 T quattro	140		09.05	06.06					
	1.8 T quattro	165		10.98	06.06					
	1.8 T quattro	176		03.05	06.06					
3.2 quattro	184		04.03	06.06						
	1.8 T	110		09.02	06.06	PR: 1KE,1KK,2EK	13.0460-2894.2	602894	20961 17,4 /Zub/S LUC 20961 17,4 /Zub/S LUC Einbausatz LUC	
	1.8 T	120		09.05	06.06	PR: 1KE,1KK,2EK	13.0470-2894.2	LD2894		
	1.8 T	132		10.98	06.06	PR: 1KE,1KK,2EK	13.0460-0072.2	610072		
	1.8 T	140		09.05	06.06	PR: 1KE,1KK,2EK				
	1.8 T quattro	132		10.98	06.06	PR: 1KE,1KK				
	1.8 T quattro	140		09.05	06.06	PR: 1KE,1KK				
	1.8 T quattro	165		10.98	06.06	PR: 1KE,1KK				
	1.8 T quattro	176		03.05	06.06	PR: 1KE,1KK				
	1.8 T quattro	184		04.03	06.06	PR: 1KE,1KK				
	1.8 T quattro	132		10.98	06.06	PR: 1KF,2EH	13.0460-2820.2	602820		20961 17,2 /S LUC
1.8 T quattro	140		09.05	06.06	PR: 1KF,2EH	13.0470-2820.2	LD2820	20961 17,2 /S LUC		
1.8 T quattro	165		10.98	06.06	PR: 1KF,2EH					
1.8 T quattro	176		03.05	06.06	PR: 1KF,2EH					
3.2 quattro	184		04.03	06.06	PR: 1KF,2EH					
	1.8 T	110		09.02	06.06	PR: 1KK,2EK	24.0109-0123.1	409123	230 9,0 7,0 +S +B 230 9,0 7,0 +S +B PD	
	1.8 T	120		09.05	06.06	PR: 1KK,2EK	24.0309-0123.1	509123		
	1.8 T	132		10.98	06.06	PR: 1KK,2EK				
	1.8 T	140		09.05	06.06	PR: 1KK,2EK				
	1.8 T quattro	132		10.98	06.06	PR: 1KE	24.0109-0133.1	409133		239 8,9 7,0 +S +B 239 8,9 7,0 +S +B PD
	1.8 T quattro	140		09.05	06.06	PR: 1KE	24.0309-0133.1	509133		
	1.8 T quattro	165		10.98	06.06	PR: 1KE				
	1.8 T quattro	176		03.05	06.06	PR: 1KE				
	3.2 quattro	184		04.03	06.06	PR: 1KE				
	1.8 T quattro	132		10.98	06.06	PR: 1KF,2EH	24.0122-0163.1	422163		256 22,0 20,0 V L +B 256 22,0 20,0 V L +B PD
1.8 T quattro	140		09.05	06.06	PR: 1KF,2EH	24.0322-0163.1	522163			
1.8 T quattro	165		10.98	06.06	PR: 1KF,2EH					
1.8 T quattro	176		03.05	06.06	PR: 1KF,2EH					
3.2 quattro	184		04.03	06.06	PR: 1KF,2EH					
	1.8 T	110		09.02	06.06		24.0741-1107.3	360042	Radsensor	
	1.8 T	120		09.05	06.06					
	1.8 T	132		10.98	06.06					
	1.8 T	140		09.05	06.06					
	1.8 T quattro	132		10.98	06.06		24.0711-1365.3	360172		Radsensor L=226
	1.8 T quattro	140		09.05	06.06					
	1.8 T quattro	165		10.98	06.06					
	1.8 T quattro	176		03.05	06.06					
3.2 quattro	184		04.03	06.06						
AUDI TT Roadster (99-06)										
	1.8 T	110		01.01	06.06	PR: 1LD,1LT,1LV	13.0460-7081.2	607081	21911 20,3 + ATE 21911 20,3 + ATE 23392 20,3 +/WK ATE 23392 20,3 +/WK ATE	
	1.8 T	120		09.05	06.06	PR: 1LD,1LT,1LV	13.0470-7081.2	LD7081		
	1.8 T	132		04.99	06.06	PR: 1LD,1LT,1LV	13.0460-7122.2	607122		
	1.8 T	140		09.05	06.06	PR: 1LD,1LT,1LV	13.0470-7122.2	LD7122		
	1.8 T quattro	132		02.00	06.06	PR: 1LD,1LT,1LV				
	1.8 T quattro	140		09.05	06.06	PR: 1LD,1LT,1LV				
	1.8 T quattro	165		10.99	06.06	PR: 1LD,1LT,1LV				
	1.8 T	110		01.01	06.06	PR: 1LV	13.0460-7183.2	607183		21484 20,5 +/WE ATE
1.8 T	120		09.05	06.06	PR: 1LV					
1.8 T	132		04.99	06.06	PR: 1LV					
1.8 T	140		09.05	06.06	PR: 1LV					
1.8 T quattro	132		02.00	06.06	PR: 1LV					
1.8 T quattro	140		09.05	06.06	PR: 1LV					
1.8 T quattro	165		10.99	06.06	PR: 1LV					
3.2 quattro	184		04.03	06.06		13.0460-7183.2	607183	21484 20,5 +/WE Warnkontakt L=270mm ATE		
						24.8190-0106.2	620106	2		

1) two-piece brake disc / disco frenante in due parti / disque d.fr.en deux parties / disco de fr.de dos piezas














												
AUDI TT Roadster (99-06)												
	1.8 T	110		01.01	06.06	PR: 1LD,1LT,1LV	24.0125-0123.1	425123	310 25,0 22,0 V L +B 310 25,0 22,0 V L +B PD			
	1.8 T	120		09.05	06.06	PR: 1LD,1LT,1LV	24.0325-0123.1	525123				
	1.8 T	132		04.99	06.06	PR: 1LD,1LT,1LV						
	1.8 T	140		09.05	06.06	PR: 1LD,1LT,1LV						
	1.8 T quattro	132		02.00	06.06	PR: 1LD,1LT,1LV						
	1.8 T quattro	140		09.05	06.06	PR: 1LD,1LT,1LV						
	1.8 T quattro	165		10.99	06.06	PR: 1LD,1LT,1LV						
3.2 quattro	184		04.03	06.06		24.0132-0166.2	432166	 zweiteilige Bremsscheibe 1)  zweiteilige Bremsscheibe 1)	334 32,0 30,0 V L 334 32,0 30,0 V L			
	1.8 T	110		01.01	06.06		24.0711-1361.3	360022	Radsensor Radsensor			
	1.8 T	120		09.05	06.06		24.0711-1362.3	360023				
	1.8 T	132		04.99	06.06							
	1.8 T	140		09.05	06.06							
	1.8 T quattro	132		02.00	06.06							
	1.8 T quattro	140		09.05	06.06							
	1.8 T quattro	165		10.99	06.06							
3.2 quattro	184		04.03	06.06								
	1.8 T	110	8N5-011 000	01.01	06.06	PR: 1KE,1KF,1KK,2EH	13.0460-2894.2	602894	20961 17,4 /Zub/S 20961 17,4 /Zub/S Einbausatz	LUC LUC LUC		
	1.8 T	120	8N5-011 000	09.05	06.06	PR: 1KE,1KF,1KK,2EH	13.0470-2894.2	LD2894				
	1.8 T	132	8N5-011 000	04.99	06.06	PR: 1KE,1KF,1KK,2EH	13.0460-0072.2	610072				
	1.8 T	140	8N5-011 000	09.05	06.06	PR: 1KE,1KF,1KK,2EH						
	1.8 T quattro	132	8N5-011 000	02.00	06.06	PR: 1KE,1KF,1KK,2EH						
	1.8 T quattro	140	8N5-011 000	09.05	06.06	PR: 1KE,1KF,1KK,2EH						
	1.8 T quattro	165	8N5-011 000	10.99	06.06	PR: 1KE,1KF,1KK,2EH						
	1.8 T quattro	184	8N5-011 000	04.03	06.06	PR: 1KE,1KF,1KK,2EH						
	1.8 T	110	8N5-011 001		06.06	PR: 1KE,1KF,1KK,2EH	13.0460-2886.2	602886			20961 16,2 /S 20961 16,2 /S Einbausatz	LUC LUC
	1.8 T	120	8N5-011 001		06.06	PR: 1KE,1KF,1KK,2EH	13.0470-2886.2	LD2886				
1.8 T	132	8N5-011 001		06.06	PR: 1KE,1KF,1KK,2EH	13.0460-0072.2	610072					
1.8 T	140	8N5-011 001		06.06	PR: 1KE,1KF,1KK,2EH							
1.8 T quattro	132	8N5-011 001		06.06	PR: 1KE,1KF,1KK,2EH							
1.8 T quattro	140	8N5-011 001		06.06	PR: 1KE,1KF,1KK,2EH							
1.8 T quattro	165	8N5-011 001		06.06	PR: 1KE,1KF,1KK,2EH							
1.8 T quattro	184	8N5-011 001		06.06	PR: 1KE,1KF,1KK,2EH							
1.8 T	110			01.01	06.06	PR: 2EK	13.0460-2894.2	602894	20961 17,4 /Zub/S 20961 17,4 /Zub/S	LUC LUC		
1.8 T	120			09.05	06.06	PR: 2EK	13.0470-2894.2	LD2894				
1.8 T	132			04.99	06.06	PR: 2EK						
1.8 T	140			09.05	06.06	PR: 2EK						
	1.8 T	110		01.01	06.06	PR: 1KK,2EK	24.0109-0123.1	409123	230 9,0 7,0 +S +B 230 9,0 7,0 +S +B PD			
	1.8 T	120		09.05	06.06	PR: 1KK,2EK	24.0309-0123.1	509123				
	1.8 T	132		04.99	06.06	PR: 1KK,2EK						
	1.8 T	140		09.05	06.06	PR: 1KK,2EK						
	1.8 T quattro	132		02.00	06.06	PR: 1KE	24.0109-0133.1	409133				
1.8 T quattro	140		09.05	06.06	PR: 1KE	24.0309-0133.1	509133	239 8,9 7,0 +S +B 239 8,9 7,0 +S +B PD				
1.8 T quattro	165		10.99	06.06	PR: 1KE							
3.2 quattro	184		04.03	06.06	PR: 1KE							
1.8 T quattro	132		02.00	06.06	PR: 1KF,2EH	24.0122-0163.1	422163	256 22,0 20,0 V L +B 256 22,0 20,0 V L +B PD				
1.8 T quattro	140		09.05	06.06	PR: 1KF,2EH	24.0322-0163.1	522163					
1.8 T quattro	165		10.99	06.06	PR: 1KF,2EH							
3.2 quattro	184		04.03	06.06	PR: 1KF,2EH							
	1.8 T	110		01.01	06.06		24.0741-1107.3	360042	Radsensor			
	1.8 T	120		09.05	06.06							
	1.8 T	132		04.99	06.06							
	1.8 T	140		09.05	06.06							
1.8 T quattro	132		02.00	06.06		24.0711-1365.3	360172	Radsensor L=226				
1.8 T quattro	140		09.05	06.06								
1.8 T quattro	165		10.99	06.06								
3.2 quattro	184		04.03	06.06								
AUDI TT Coupe (06-)												
	1.8 TFSI	118		06.08	06.08	PR: 1LJ,1LL	13.0460-7226.2	607226	23587 20,4 +/WK 23587 20,4 +/WK	ATE ATE		
	2.0 quattro	195		05.08	06.08	PR: 1LJ,1LL	13.0470-7226.2	LD7226				
	2.0 TDI quattro	125		06.08	06.08	PR: 1LJ,1LL						
	2.0 TFSI	147		07.06	06.08	PR: 1LJ,1LL						
	2.0 TFSI	155		05.10	06.08	PR: 1LJ,1LL						
	2.0 TFSI quattro	147		05.08	06.08	PR: 1LJ,1LL						
	2.0 TFSI quattro	155		05.10	06.08	PR: 1LJ,1LL						
	3.2 quattro	184		07.06	06.08	PR: 1LJ,1LL						
	1.8 TFSI	118		06.08	06.08	PR: 1LK,1LM,1LN	13.0460-7227.2	607227			23801 20,3 +/WK 23801 20,4 +/WK	ATE ATE
	2.0 quattro	195		05.08	06.08	PR: 1LK,1LM,1LN	13.0470-7227.2	LD7227				
2.0 TDI quattro	125		06.08	06.08	PR: 1LK,1LM,1LN							
2.0 TFSI	147		07.06	06.08	PR: 1LK,1LM,1LN							
2.0 TFSI	155		05.10	06.08	PR: 1LK,1LM,1LN							
2.0 TFSI quattro	147		05.08	06.08	PR: 1LK,1LM,1LN							
2.0 TFSI quattro	155		05.10	06.08	PR: 1LK,1LM,1LN							
3.2 quattro	184		07.06	06.08	PR: 1LK,1LM,1LN							
TTS 2.0 TFSI	200		05.08	06.08	PR: 1LN							
RS 2.5 TFSI	250		05.09	06.08	PR: 1LA	13.0460-4833.2	604833	24098 17,1 /WE Warnkontakt L=367,4mm	BRE			
RS 2.5 TFSI plus	265		05.11	06.08	PR: 1LA	24.8190-0302.2	620302					
	1.8 TFSI	118		06.08	06.08	PR: 1LJ,1LL	24.0125-0158.1	425158	312 25,0 22,0 V L +S +B 312 25,0 22,0 V L +S +B PD			
	2.0 quattro	195		05.08	06.08	PR: 1LJ,1LL	24.0325-0158.1	525158				
	2.0 TDI quattro	125		06.08	06.08	PR: 1LJ,1LL						
	2.0 TFSI	147		07.06	06.08	PR: 1LJ,1LL						
	2.0 TFSI	155		05.10	06.08	PR: 1LJ,1LL						
	2.0 TFSI quattro	147		05.08	06.08	PR: 1LJ,1LL						
2.0 TFSI quattro	155		05.10	06.08	PR: 1LJ,1LL							

1) two-piece brake disc / disco frenante in due parti / disque d.fr.en deux parties / disco de fr.de dos piezas

								
AUDI TT Coupe (06-)								
	3.2 quattro	184	07.06	PR: 1LJ,1LL	24.0125-0158.1	425158		312 25,0 22,0 V L +S +B 312 25,0 22,0 V L +S +B PD
	1.8 TFSI	118	06.08	PR: 1LK,1LM	24.0130-0187.1	430187		340 30,0 28,0 V L +S +B
	2.0 quattro	195	05.08	PR: 1LK,1LM				
	2.0 TDI quattro	125	06.08	PR: 1LK,1LM				
	2.0 TFSI	147	07.06	PR: 1LK,1LM				
	2.0 TFSI	155	05.10	PR: 1LK,1LM				
	2.0 TFSI quattro	147	05.08	PR: 1LK,1LM				
	2.0 TFSI quattro	155	05.10	PR: 1LK,1LM				
	3.2 quattro	184	07.06	PR: 1LK,1LM				
	TTS 2.0 TFSI	200	05.08	PR: 1LK,1LM				
	TTS 2.0 TFSI	200	05.08	PR: 1LN	24.0130-0219.1	430219		340 30,0 28,0 V L +S +B
	1.8 TFSI	118	06.08		24.0711-5271.3	360301		Radsensor
	2.0 quattro	195	05.08		24.0711-5272.3	360302		Radsensor
	2.0 TDI quattro	125	06.08					
	2.0 TFSI	147	07.06					
	2.0 TFSI	155	05.10					
	2.0 TFSI quattro	147	05.08					
	2.0 TFSI quattro	155	05.10					
	3.2 quattro	184	07.06					
	RS 2.5 TFSI	250	05.09					
	RS 2.5 TFSI plus	265	05.11					
	TTS 2.0 TFSI	200	05.08					
	1.8 TFSI	118	06.08	PR: 1KZ,2ED	13.0460-2880.2	602880		23914 17,1 /WE/Zub/S LUC
	2.0 quattro	195	05.08	PR: 1KJ,2EE	13.0470-2880.2	LD2880		23914 17,1 /WE/Zub/S LUC
	2.0 TDI quattro	125	06.08	PR: 1KJ,2EE	13.0460-0259.2	610259		Einbausatz
	2.0 TFSI	147	07.06	PR: 1KZ,2ED				
	2.0 TFSI	155	05.10	PR: 1KZ,2ED				
	2.0 TFSI quattro	147	05.08	PR: 1KJ,2EE				
	2.0 TFSI quattro	155	05.10	PR: 1KJ,2EE				
	3.2 quattro	184	07.06	PR: 1KJ,2EE				
	TTS 2.0 TFSI	200	05.08	PR: 1KJ,2EE				
	RS 2.5 TFSI	250	05.09		13.0460-2880.2	602880		23914 17,1 /WE/Zub/S LUC
	RS 2.5 TFSI plus	265	05.11					
	1.8 TFSI	118	06.08	PR: 1KZ,2ED	24.0112-0175.1	412175		286 12,0 10,0 +S +B
	2.0 quattro	195	05.08	PR: 1KJ,2EE				
	2.0 TDI quattro	125	06.08	PR: 1KJ,2EE				
	2.0 TFSI	147	07.06	PR: 1KZ,2ED				
	2.0 TFSI	155	05.10	PR: 1KZ,2ED				
	2.0 TFSI quattro	147	05.08	PR: 1KJ,2EE				
	2.0 TFSI quattro	155	05.10	PR: 1KJ,2EE				
	3.2 quattro	184	07.06	PR: 1KJ,2EE				
	TTS 2.0 TFSI	200	05.08	PR: 1KJ,2EE				
	RS 2.5 TFSI	250	05.09		24.0122-0242.1	422242		310 22,0 20,0 V L +S +B
	RS 2.5 TFSI plus	265	05.11					
	1.8 TFSI	118	06.08		24.0711-6231.3	360305		Radsensor
	2.0 TFSI	147	07.06		24.0711-6232.3	360306		Radsensor
	2.0 TFSI	155	05.10					
	2.0 quattro	195	05.08		24.0711-5271.3	360301		Radsensor
	2.0 TDI quattro	125	06.08		24.0711-5272.3	360302		Radsensor
	2.0 TFSI quattro	147	05.08					
	2.0 TFSI quattro	155	05.10					
	3.2 quattro	184	07.06					
	RS 2.5 TFSI	250	05.09					
	RS 2.5 TFSI plus	265	05.11					
	TTS 2.0 TFSI	200	05.08					
AUDI TT Roadster (07-)								
	1.8 TFSI	118	06.08	PR: 1LJ,1LL	13.0460-7226.2	607226		23587 20,4 +/WK ATE
	2.0 quattro	195	05.08	PR: 1LJ,1LL	13.0470-7226.2	LD7226		23587 20,4 +/WK ATE
	2.0 TDI quattro	125	06.08	PR: 1LJ,1LL				
	2.0 TFSI	147	02.07	PR: 1LJ,1LL				
	2.0 TFSI	155	05.10	PR: 1LJ,1LL				
	2.0 TFSI quattro	147	05.08	PR: 1LJ,1LL				
	2.0 TFSI quattro	155	05.10	PR: 1LJ,1LL				
	3.2 quattro	184	02.07	PR: 1LJ,1LL				
	1.8 TFSI	118	06.08	PR: 1LK,1LM,1LN	13.0460-7227.2	607227		23801 20,3 +/WK ATE
	2.0 quattro	195	05.08	PR: 1LK,1LM,1LN	13.0470-7227.2	LD7227		23801 20,4 +/WK ATE
	2.0 TDI quattro	125	06.08	PR: 1LK,1LM,1LN				
	2.0 TFSI	147	02.07	PR: 1LK,1LM,1LN				
	2.0 TFSI	155	05.10	PR: 1LK,1LM,1LN				
	2.0 TFSI quattro	147	05.08	PR: 1LK,1LM,1LN				
	2.0 TFSI quattro	155	05.10	PR: 1LK,1LM,1LN				
	3.2 quattro	184	02.07	PR: 1LK,1LM,1LN				
	TTS 2.0 TFSI	200	05.08	PR: 1LN				
	RS 2.5 TFSI	250	05.09	PR: 1LA	13.0460-4833.2	604833		24098 17,1 /WE BRE
	RS 2.5 TFSI plus	265	02.12	PR: 1LA	24.8190-0302.2	620302	1	Warnkontakt L=367,4mm
	1.8 TFSI	118	06.08	PR: 1LJ,1LL	24.0125-0158.1	425158		312 25,0 22,0 V L +S +B
	2.0 quattro	195	05.08	PR: 1LJ,1LL	24.0325-0158.1	525158		312 25,0 22,0 V L +S +B PD
	2.0 TDI quattro	125	06.08	PR: 1LJ,1LL				
	2.0 TFSI	147	02.07	PR: 1LJ,1LL				
	2.0 TFSI	155	05.10	PR: 1LJ,1LL				
	2.0 TFSI quattro	147	05.08	PR: 1LJ,1LL				
	2.0 TFSI quattro	155	05.10	PR: 1LJ,1LL				
	3.2 quattro	184	02.07	PR: 1LJ,1LL				

								
AUDI TT Roadster (07-)								
	RS 2.5 TFSI	250		05.09	PR: 1LJ,1LL	24.0125-0158.1 425158 24.0325-0158.1 525158		312 25,0 22,0 V L +S +B 312 25,0 22,0 V L +S +B PD
	1.8 TFSI	118		06.08	PR: 1LK,1LM	24.0130-0187.1 430187		340 30,0 28,0 V L +S +B
	2.0 quattro	195		05.08	PR: 1LK,1LM			
	2.0 TDI quattro	125		06.08	PR: 1LK,1LM			
	2.0 TFSI	147		02.07	PR: 1LK,1LM			
	2.0 TFSI	155		05.10	PR: 1LK,1LM			
	2.0 TFSI quattro	147		05.08	PR: 1LK,1LM			
	2.0 TFSI quattro	155		05.10	PR: 1LK,1LM			
	3.2 quattro	184		02.07	PR: 1LK,1LM			
	RS 2.5 TFSI	250		05.09	PR: 1LK,1LM			
	TTS 2.0 TFSI	200		05.08	PR: 1LK,1LM			
	TTS 2.0 TFSI	200		05.08	PR: 1LN	24.0130-0219.1 430219		340 30,0 28,0 V L +S +B
	1.8 TFSI	118		06.08		24.0711-5271.3 360301 24.0711-5272.3 360302	 	Radsensor Radsensor
	2.0 quattro	195		05.08				
	2.0 TDI quattro	125		06.08				
	2.0 TFSI	147		02.07				
	2.0 TFSI	155		05.10				
	2.0 TFSI quattro	147		05.08				
	2.0 TFSI quattro	155		05.10				
	3.2 quattro	184		02.07				
	RS 2.5 TFSI	250		05.09				
	RS 2.5 TFSI plus	265		02.12				
	TTS 2.0 TFSI	200		05.08				
	1.8 TFSI	118		06.08	PR: 1KJ,2ED	13.0460-2880.2 602880		23914 17,1 /WE/Zub/S LUC
	2.0 quattro	195		05.08	PR: 1KJ,2EE	13.0470-2880.2 LD2880		23914 17,1 /WE/Zub/S LUC
	2.0 TDI quattro	125		06.08	PR: 1KJ,2EE	13.0460-0259.2 610259		Einbausatz
	2.0 TFSI	147		02.07	PR: 1KJ,2ED			
	2.0 TFSI	155		05.10	PR: 1KJ,2ED			
	2.0 TFSI quattro	147		05.08	PR: 1KJ,2EE			
	2.0 TFSI quattro	155		05.10	PR: 1KJ,2EE			
	3.2 quattro	184		02.07	PR: 1KJ,2EE			
	RS 2.5 TFSI	250		05.09		13.0460-2880.2 602880		23914 17,1 /WE/Zub/S LUC
	RS 2.5 TFSI plus	265		02.12				
	1.8 TFSI	118		06.08	PR: 1KJ,2ED	24.0112-0175.1 412175		286 12,0 10,0 +S +B
	2.0 quattro	195		05.08	PR: 1KJ,2EE			
	2.0 TDI quattro	125		06.08	PR: 1KJ,2EE			
	2.0 TFSI	147		02.07	PR: 1KJ,2ED			
	2.0 TFSI	155		05.10	PR: 1KJ,2ED			
	2.0 TFSI quattro	147		05.08	PR: 1KJ,2EE			
	2.0 TFSI quattro	155		05.10	PR: 1KJ,2EE			
	3.2 quattro	184		02.07	PR: 1KJ,2EE			
	RS 2.5 TFSI	250		05.09		24.0122-0242.1 422242		310 22,0 20,0 V L +S +B
	RS 2.5 TFSI plus	265		02.12				
	1.8 TFSI	118		06.08		24.0711-6231.3 360305 24.0711-6232.3 360306	 	Radsensor Radsensor
	2.0 TFSI	147		02.07				
	2.0 TFSI	155		05.10				
	2.0 quattro	195		05.08		24.0711-5271.3 360301 24.0711-5272.3 360302	 	Radsensor Radsensor
	2.0 TDI quattro	125		06.08				
	2.0 TFSI quattro	147		05.08				
	2.0 TFSI quattro	155		05.10				
	3.2 quattro	184		02.07				
	RS 2.5 TFSI	250		05.09				
	RS 2.5 TFSI plus	265		02.12				
	TTS 2.0 TFSI	200		05.08				
BENTLEY ARNAGE								
	4.4 V8			04.98		13.0460-7183.2 607183		21484 20,5 +/WE ATE
	6.8 V8			09.99				
BENTLEY AZURE								
	6.75 V8			08.99		13.0460-7183.2 607183		21484 20,5 +/WE ATE
BENTLEY CONTINENTAL								
	6.0			06.03		13.0460-7183.2 607183		21484 20,5 +/WE ATE
	6.75 V8			08.99				
	6.0			06.03		13.0460-2888.2 602888		23326 17,4 /WE/S LUC
	6.75 V8			08.99				
BMW 1er Reihe/E81/E87 Limousine (04-11)								
	120 d	120		09.04	02.07 + 5 türg 1)	13.0460-7215.2 607215		23935 17,8 +/WE ATE
	120 i	110		09.04	12.05 + 5 türg 1)	13.0470-7215.2 LD7215 24.8190-0264.2 620264	1	23935 17,8 +/WE ATE Warnkontakt L=630mm
	116 d	85		03.09	02.10	13.0460-2710.2 602710		23915 17,6 +/WE/Zub/S LUC
	116 i	85		09.04	08.07	13.0470-2710.2 LD2710		23915 17,6 +/WE/Zub/S LUC
	116 i	90		01.09	02.10	24.8190-0264.2 620264	1	Warnkontakt L=630mm
	116 i	90		09.07	12.08			
	118 d	90		09.04	03.07			
	118 d	105		04.07	02.10			
	118 i	95		09.04	03.07			

1) + 5 door / + 5 porte / + 5 portes / + 5 puertas

													
BMW 1er Reihe/E81/E87 Limousine (04-11)													
	118 i	105		04.07	02.10	13.0460-2710.2 602710 13.0470-2710.2 LD2710 24.8190-0264.2 620264	1	- Performance Parts	23915 17,6 +/WE/Zub/S LUC 23915 17,6 +/WE/Zub/S LUC Warnkontakt L=630mm				
	120 i	110		01.06	03.07			+ 5 türig ¹⁾					
	116 d	66		01.11	12.11			13.0460-2710.2 602710 13.0470-2710.2 LD2710 24.8190-0284.2 620284		1	- Performance Parts	23915 17,6 +/WE/Zub/S LUC 23915 17,6 +/WE/Zub/S LUC Warnkontakt L=650mm	
	116 d	85		03.10	05.11								
	116 i	90		03.10	05.11								
	118 d	105		03.10	05.11								
	118 i	105		03.10	05.11								
	120 d	120		09.04	02.07			+ 3 türig ²⁾		13.0460-7216.2 607216 13.0470-7216.2 LD7216 24.8190-0264.2 620264	1	- Performance Parts	23794 20,3 +/WE ATE 23794 20,3 +/WE ATE Warnkontakt L=630mm
	120 d	130		03.07	02.10								
	120 i	110		09.04	03.07			+ 3 türig ²⁾					
	120 i	125		04.07	02.10								
	120 d	130		03.10	05.11								
	120 i	125		03.10	05.11			13.0460-7216.2 607216 13.0470-7216.2 LD7216 24.8190-0284.2 620284		1	- Performance Parts	23794 20,3 +/WE ATE 23794 20,3 +/WE ATE Warnkontakt L=650mm	
	123 d	150		10.07	02.10								
130 i	190		03.05	08.05									
130 i	195		09.05	02.10	13.0460-7223.2 607223 13.0470-7223.2 LD7223 24.8190-0267.2 620267	1	- Performance Parts	24536 20,3 +/WE ATE 24536 20,3 +/WE ATE Warnkontakt L=679mm					
123 d	150		03.10	05.11									
130 i	195		03.10	05.11	13.0460-7223.2 607223 13.0470-7223.2 LD7223 24.8190-0287.2 620287	1	- Performance Parts	24536 20,3 +/WE ATE 24536 20,3 +/WE ATE Warnkontakt L=723mm					
130 i	195		03.10	05.11									
	116 d	66		01.11	12.11	24.0122-0239.1 422239 24.0322-0239.1 522239		- Performance Parts	284 22,0 20,4 V L +S +B 284 22,0 19,6 V L +S +B PD				
	116 d	85		03.09	05.11								
	116 i	85		09.04	08.07								
	116 i	90		01.09	05.11								
	116 i	90		09.07	12.08								
	118 d	90		09.04	03.07			+ 5 türig ¹⁾					
	118 i	95		09.04	03.07			+ 5 türig ¹⁾					
	118 d	90		09.04	03.07			+ 3 türig ²⁾		24.0122-0238.1 422238 24.0322-0238.1 522238		- Performance Parts	292 22,0 20,4 V L +S +B 292 22,0 19,6 V L +S +B PD
	118 d	105		04.07	05.11								
	118 i	95		09.04	03.07			+ 3 türig ²⁾					
	118 i	105		04.07	05.11								
	120 d	120		09.04	02.07			+ 5 türig ¹⁾		24.0124-0197.1 424197 24.0324-0197.1 524197		- Performance Parts	300 24,0 22,4 V L +S +B 300 24,0 21,6 V L +S +B PD
	120 i	110		09.04	03.07			+ 5 türig ¹⁾					
	120 i	125		04.07	05.11			+ 3 türig ²⁾					
120 d	120		09.04	02.07	+ 3 türig ²⁾								
120 d	130		03.07	05.11									
120 i	110		09.04	03.07	+ 3 türig ²⁾								
120 i	125		04.07	05.11									
123 d	150		10.07	05.11	24.0124-0200.1 424200 24.0324-0200.1 524200		- Performance Parts	330 24,0 22,4 V L +S +B 330 24,0 21,6 V L +S +B PD					
130 i	190		03.05	08.05									
130 i	195		09.05	05.11									
	116 d	66		01.11	12.11	24.0711-6198.3 360199	2		Radsensor L=660				
	116 d	85		03.09	05.11								
	116 i	85		09.04	08.07								
	116 i	90		01.09	05.11								
	116 i	90		09.07	12.08								
	118 d	90		09.04	03.07								
	118 d	105		04.07	05.11								
	118 i	95		09.04	03.07								
	118 i	105		04.07	05.11								
	120 d	120		09.04	02.07								
	120 d	130		03.07	05.11								
	123 d	150		10.07	05.11								
	120 i	110		09.04	03.07					24.0711-6198.3 360199 24.0711-6241.3 360285	2	- Aktivlenkung ³⁾	Radsensor L=660
	120 i	125		04.07	05.11							+ Aktivlenkung ⁴⁾	
130 i	190		03.05	08.05	24.0711-6241.3 360285	2		Radsensor L=660					
130 i	195		09.05	05.11									
	116 d	85		03.09	02.10	13.0460-2713.2 602713 13.0470-2713.2 LD2713 24.8190-0265.2 620265	1	- Performance Parts	23623 17,4 +/WE/Zub/S LUC 23623 17,4 +/WE/Zub/S LUC Warnkontakt L=1086mm				
	116 i	85		09.04	08.07								
	116 i	90		01.09	02.10								
	116 i	90		09.07	12.08								
	118 d	90		09.04	03.07			+ 5 türig ¹⁾					
	118 i	95		09.04	03.07								
	118 i	105		04.07	02.10								
	120 i	110		09.04	03.07								
	120 i	125		04.07	02.10								
	116 d	66		01.11	12.11			13.0460-2713.2 602713 13.0470-2713.2 LD2713 24.8190-0285.2 620285		1	- Performance Parts	23623 17,4 +/WE/Zub/S LUC 23623 17,4 +/WE/Zub/S LUC Warnkontakt L=1107mm	
	116 d	85		03.10	05.11								
	116 i	90		03.10	05.11								
	118 i	105		03.10	05.11								
	120 i	125		03.10	05.11								
118 d	90		09.04	03.07	+ 3 türig ²⁾	13.0460-7217.2 607217 13.0470-7217.2 LD7217 24.8190-0265.2 620265	1	- Performance Parts	23926 17,3 +/WE ATE 23926 17,3 +/WE ATE Warnkontakt L=1086mm				
118 d	105		04.07	02.10									
120 d	120		09.04	02.07									
120 d	130		03.07	02.10									
123 d	150		10.07	02.10									
130 i	190		03.05	08.05									
130 i	195		09.05	02.10									
118 d	105		03.10	05.11	13.0460-7217.2 607217 13.0470-7217.2 LD7217 24.8190-0285.2 620285			1		- Performance Parts	23926 17,3 +/WE ATE 23926 17,3 +/WE ATE Warnkontakt L=1107mm		
120 d	130		03.10	05.11									
123 d	150		03.10	05.11									
130 i	195		03.10	05.11									

¹⁾ + 5 door / + 5 porte / + 5 portes / + 5 puertas

²⁾ + 3 door / + 3 porte / + 3 portes / + 3 puertas

³⁾ - active steering / - sterzo attivo / - direction active / - dirección activa

⁴⁾ + active steering / + sterzo attivo / + direction active / + dirección activa



BMW 1er Reihe/E81/E87 Limousine (04-11)

	116 d	66		01.11	12.11		24.0110-0314.1	410314		- Performance Parts	280 10,0 8,4 L +S +B
	116 d	85		03.09	05.11		24.0310-0314.1	510314		- Performance Parts	280 10,0 7,6 L +B PD
	116 i	85		09.04	08.07						
	116 i	90		01.09	05.11						
	116 i	90		09.07	12.08						
	118 d	90		09.04	03.07	+ 5 türig ¹⁾					
	118 i	95		09.04	03.07	+ 5 türig ¹⁾					
	118 d	90		09.04	03.07	+ 3 türig ²⁾	24.0120-0195.1	420195		- Performance Parts	300 20,0 18,4 V L +S +B
	118 d	105		04.07	05.11						
	120 d	120		09.04	02.07						
120 d	130		03.07	05.11							
	118 i	95		09.04	03.07	+ 3 türig ²⁾	24.0110-0315.1	410315		- Performance Parts	296 10,4 8,9 L +S +B
	118 i	105		04.07	05.11						
	120 i	110		09.04	03.07						
	120 i	125		04.07	05.11						
	123 d	150		04.07	05.11		24.0120-0204.1	420204		- Performance Parts	300 20,0 18,4 V L +S +B
130 i	190		03.05	08.05							
130 i	195		09.05	05.11							
	116 d	66		01.11	12.11		24.0711-6158.3	360192	2		Radsensor L=954
	116 d	85		03.09	05.11						
	116 i	85		09.04	08.07						
	116 i	90		01.09	05.11						
	116 i	90		09.07	12.08						
	118 d	90		09.04	03.07						
	118 d	105		04.07	05.11						
	118 i	95		09.04	03.07						
	118 i	105		04.07	05.11						
	120 d	120		09.04	02.07		24.0711-6158.3	360192	2		Radsensor L=954
120 d	130		03.07	05.11		24.0711-6188.3	360087	2		Radsensor L=954	
120 i	110		09.04	03.07							
120 i	125		04.07	05.11							
123 d	150		10.07	05.11		24.0711-5169.3	360266	2		Radsensor L=959	
130 i	190		03.05	08.05		24.0711-5280.3	360275	2		Radsensor L=959	
130 i	195		09.05	05.11		24.0711-5280.3	360275	2		Radsensor L=959	
	116 d	66		01.11	12.11		03.0137-0379.2	650379			161 x 20
	116 d	85		03.09	05.11		03.0137-9265.2	669265			Einbausatz
	116 i	85		09.04	08.07						
	116 i	90		01.09	05.11						
	116 i	90		09.07	12.08						
	118 d	90		09.04	03.07						
	118 d	105		04.07	05.11						
	118 i	95		09.04	03.07						
	118 i	105		04.07	05.11						
	120 d	120		09.04	02.07						
120 d	130		03.07	05.11							
120 i	110		09.04	03.07							
120 i	125		04.07	05.11							
123 d	150		10.07	05.11		03.0137-0305.2	650305			185 x 20	
130 i	190		03.05	08.05		03.0137-9062.2	669062			Einbausatz	
130 i	195		09.05	05.11							

BMW 1er Reihe/E82 Coupe (07-)



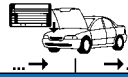


























	118 d			09.09	02.10		13.0460-2710.2	602710		- Performance Parts	23915 17,6 +/WE/Zub/S LUC
							13.0470-2710.2	LD2710		- Performance Parts	23915 17,6 +/WE/Zub/S LUC
							24.8190-0264.2	620264	1		Warnkontakt L=630mm
	118 d			03.10			13.0460-2710.2	602710		- Performance Parts	23915 17,6 +/WE/Zub/S LUC
							13.0470-2710.2	LD2710		- Performance Parts	23915 17,6 +/WE/Zub/S LUC
							24.8190-0284.2	620284	1		Warnkontakt L=650mm
	120 d	130		10.07	02.10		13.0460-7216.2	607216		- Performance Parts	23794 20,3 +/WE ATE
	120 i	115		09.09	02.10		13.0470-7216.2	LD7216		- Performance Parts	23794 20,3 +/WE ATE
	120 i	125		09.09	02.10		24.8190-0264.2	620264	1		Warnkontakt L=630mm
	125 i	160		03.08	02.10						
	120 d	130		03.10			13.0460-7216.2	607216		- Performance Parts	23794 20,3 +/WE ATE
	120 i	115		03.10			13.0470-7216.2	LD7216		- Performance Parts	23794 20,3 +/WE ATE
	120 i	125		03.10			24.8190-0284.2	620284	1		Warnkontakt L=650mm
	125 i	160		03.10							
	123 d	150		10.07	02.10		13.0460-7223.2	607223		- Performance Parts	24536 20,3 +/WE ATE
							13.0470-7223.2	LD7223		- Performance Parts	24536 20,3 +/WE ATE
							24.8190-0264.2	620264	1		Warnkontakt L=630mm
	123 d	150		03.10			13.0460-7223.2	607223		- Performance Parts	24536 20,3 +/WE ATE
							13.0470-7223.2	LD7223		- Performance Parts	24536 20,3 +/WE ATE
							24.8190-0284.2	620284	1		Warnkontakt L=650mm
	135 i	225		10.07	02.10		13.0460-4848.2	604848			24316 16,9 /WE BRE
							24.8190-0267.2	620267	1		Warnkontakt L=679mm
	135 i	225		03.10			13.0460-4848.2	604848			24316 16,9 /WE BRE
							24.8190-0287.2	620287	1		Warnkontakt L=723mm
3.0 M	250		05.11			13.0460-7167.2	607167			23312 20,3 +/WE ATE	
						24.8190-0271.2	620271	1		Warnkontakt L=659mm	
	118 d			09.09			24.0122-0238.1	422238		- Performance Parts	292 22,0 20,4 V L +S +B
							24.0322-0238.1	522238		- Performance Parts	292 22,0 19,6 V L +S +B PD
	120 d	130		10.07			24.0124-0197.1	424197		- Performance Parts	300 24,0 22,4 V L +S +B
120 i	115		09.09			24.0324-0197.1	524197		- Performance Parts	300 24,0 21,6 V L +S +B PD	
120 i	125		09.09								

¹⁾ + 5 door / + 5 porte / + 5 portes / + 5 puertas

















²⁾ + 3 door / + 3 porte / + 3 portes / + 3 puertas

³⁾ - active steering / - sterzo attivo / - direction active / - dirección activa



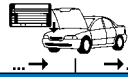












⁴⁾ + active steering / + sterzo attivo / + direction active / + dirección activa

								
BMW 1er Reihe/E82 Coupe (07-)								
	125 i	160		03.08		24.0124-0197.1 424197 24.0324-0197.1 524197	- Performance Parts - Performance Parts	300 24,0 22,4 V L +S +B 300 24,0 21,6 V L +S +B PD
	123 d	150		10.07		24.0124-0200.1 424200 24.0324-0200.1 524200	- Performance Parts - Performance Parts	330 24,0 22,4 V L +S +B 330 24,0 21,6 V L +S +B PD
	135 i	225		10.07		24.0126-0152.2 426152		338 25,9 24,4 V L +S +B
	118 d			09.09		24.0711-6198.3 360199	2 	Radsensor L=660
	120 i	115		09.09				
	120 i	125		09.09				
	120 d	130		10.07		24.0711-6198.3 360199	2 	Radsensor L=660
	123 d	150		10.07		24.0711-6241.3 360285	2 	Radsensor L=660
	125 i	160		03.08		24.0711-6241.3 360285	2 	Radsensor L=660
	135 i	225		10.07				
3.0 M	250		05.11		24.0711-6250.3 360311	2 	Radsensor L=700	
	118 d			09.09	02.10	13.0460-7217.2 607217	- Performance Parts	23926 17,3 +/WE ATE
	120 d	130		10.07	02.10	13.0470-7217.2 LD7217	- Performance Parts	23926 17,3 +/WE ATE
	120 i	115		09.09	02.10	24.8190-0265.2 620265	1	Warnkontakt L=1086mm
	120 i	125		09.09	02.10			
	123 d	150		10.07	02.10			
	125 i	160		03.08	02.10			
	118 d			03.10		13.0460-7217.2 607217	- Performance Parts	23926 17,3 +/WE ATE
	120 d	130		03.10		13.0470-7217.2 LD7217	- Performance Parts	23926 17,3 +/WE ATE
	120 i	115		03.10		24.8190-0285.2 620285	1	Warnkontakt L=1107mm
	120 i	125		03.10				
	123 d	150		03.10				
	125 i	160		03.10				
	135 i	225		10.07	02.10	13.0460-4849.2 604849	1	24315 16,2 /WE BRE
	3.0 M	250		05.11		24.8190-0265.2 620265	1	Warnkontakt L=1086mm
		118 d			09.09		13.0460-4849.2 604849	1
120 i		115		09.09		24.8190-0285.2 620285	1	Warnkontakt L=1107mm
120 i		125		09.09				
123 d		150		10.07		13.0460-7169.2 607169	1	23309 17,3 +/WE ATE
125 i		160		03.08		13.0470-7169.2 LD7169	1	23309 17,3 +/WE ATE
135 i		225		10.07		24.8190-0265.2 620265	1	Warnkontakt L=1086mm
3.0 M		250		05.11		13.0460-7169.2 607169		
118 d				09.09		24.0120-0214.1 420214	- Performance Parts	300 20,0 18,4 V L +S +B
120 d		130		10.07				
120 i		115		09.09				
120 i		125		09.09				
125 i		160		03.08				
123 d		150		10.07		24.0120-0215.1 420215	- Performance Parts	300 20,0 18,4 V L +S +B
135 i		225		10.07		24.0122-0257.1 422257		324 22,0 20,4 V L +S +B
3.0 M		250		05.11		24.0124-0231.2 424231		350 24,0 22,4 V L +S
	118 d			09.09		24.0124-0232.2 424232		350 24,0 22,4 V L +S
	120 i	115		09.09		24.0711-6158.3 360192	2 	Radsensor L=954
	120 i	125		09.09		24.0711-6188.3 360087	2 	Radsensor L=954
	120 d	130		10.07		24.0711-6158.3 360192	2 	Radsensor L=954
	125 i	160		03.08		24.0711-6188.3 360087	2 	Radsensor L=954
	123 d	150		10.07		24.0711-5169.3 360266	2 	Radsensor L=959
	135 i	225		10.07		24.0711-5280.3 360275	2 	Radsensor L=959
	3.0 M	250		05.11		24.0711-5280.3 360275	2 	Radsensor L=959
	118 d			09.09		03.0137-0379.2 650379		161 x 20
	120 d	130		10.07		03.0137-9265.2 669265		Einbausatz
	120 i	115		09.09				
	120 i	125		09.09				
	125 i	160		03.08				
	123 d	150		10.07		03.0137-0305.2 650305		185 x 20
	135 i	225		10.07		03.0137-9062.2 669062		Einbausatz
3.0 M	250		05.11					
BMW 1er Reihe/E88 Cabrio (08-)								
	118 d	105		09.08	02.10	13.0460-2710.2 602710	- Performance Parts	23915 17,6 +/WE/Zub/S LUC
	118 i	105		03.08	02.10	13.0470-2710.2 LD2710	- Performance Parts	23915 17,6 +/WE/Zub/S LUC
	118 d	105		03.10		24.8190-0264.2 620264	1	Warnkontakt L=630mm
	118 i	105		03.10		13.0460-2710.2 602710	- Performance Parts	23915 17,6 +/WE/Zub/S LUC
	120 d	130		03.08	02.10	13.0470-2710.2 LD2710	- Performance Parts	23915 17,6 +/WE/Zub/S LUC
	120 i	115		03.08	02.10	24.8190-0284.2 620284	1	Warnkontakt L=650mm
	120 i	125		03.08	02.10			
	125 i	160		03.08	02.10			
	120 d	130		03.10		13.0460-7216.2 607216	- Performance Parts	23794 20,3 +/WE ATE
	120 d	145		03.10		13.0470-7216.2 LD7216	- Performance Parts	23794 20,3 +/WE ATE
	120 i	115		03.10		24.8190-0284.2 620284	1	Warnkontakt L=650mm
	120 i	125		03.10				
	125 i	160		03.10				
	123 d	150		09.08	02.10	13.0460-7223.2 607223	- Performance Parts	24536 20,3 +/WE ATE
						13.0470-7223.2 LD7223	- Performance Parts	24536 20,3 +/WE ATE
					24.8190-0267.2 620267	1	Warnkontakt L=679mm	













1) - active steering / - sterzo attivo / - direction active / - dirección activa
2) + active steering / + sterzo attivo / + direction active / + dirección activa

									
BMW 1er Reihe/E88 Cabrio (08-)									
	123 d	150		03.10			- Performance Parts - Performance Parts	24536 20,3 +/WE 24536 20,3 +/WE Warnkontakt L=723mm	ATE ATE
	135 i	225		03.08	02.10			24316 16,9 /WE Warnkontakt L=679mm	BRE
	135 i	240		03.08	02.10				
	135 i	225		03.10				24316 16,9 /WE Warnkontakt L=698mm	BRE
	135 i	240		03.10					
	118 d	105		09.08			- Performance Parts - Performance Parts	292 22,0 20,4 V L +S +B 292 22,0 19,6 V L +S +B PD	
	118 i	105		03.08					
	120 d	130		03.08			- Performance Parts - Performance Parts	300 24,0 22,4 V L +S +B 300 24,0 21,6 V L +S +B PD	
	120 d	145		03.08					
	120 i	115		03.08					
	120 i	125		03.08					
	125 i	160		03.08					
	123 d	150		09.08			- Performance Parts - Performance Parts	330 24,0 22,4 V L +S +B 330 24,0 21,6 V L +S +B PD	
	135 i	225		03.08					
	135 i	240		03.08				338 25,9 24,4 V L +S +B	
	118 d	105		09.08					
	118 i	105		03.08				Radsensor L=660	
	120 d	130		03.08			- Aktivlenkung ¹⁾	Radsensor L=660	
	120 d	145		03.08			+ Aktivlenkung ²⁾	Radsensor L=660	
	120 i	115		03.08					
	120 i	125		03.08					
	123 d	150		09.08					
	125 i	160		03.08				Radsensor L=660	
	135 i	225		03.08					
	135 i	240		03.08					
	118 d	105		09.08	02.10		- Performance Parts - Performance Parts	23926 17,3 +/WE 23926 17,3 +/WE Warnkontakt L=1086mm	ATE ATE
	118 i	105		03.08	02.10				
	120 d	130		03.08	02.10				
	120 d	145		03.08	02.10				
	120 i	115		03.08	02.10				
	120 i	125		03.08	02.10				
	123 d	150		09.08	02.10				
	125 i	160		03.08	02.10				
	118 d	105		03.10			- Performance Parts - Performance Parts	23926 17,3 +/WE 23926 17,3 +/WE Warnkontakt L=1107mm	ATE ATE
	118 i	105		03.10					
	120 d	130		03.10					
	120 d	145		03.08					
	120 i	115		03.10					
	120 i	125		03.10					
	123 d	150		03.10					
	125 i	160		03.10					
	135 i	225		03.08	02.10			24315 16,2 /WE Warnkontakt L=1086mm	BRE
	135 i	240		03.08	02.10				
	135 i	225		03.10				24315 16,2 /WE Warnkontakt L=1107mm	BRE
	135 i	240		03.10					
	118 d	105		09.08			- Performance Parts	300 20,0 18,4 V L +S +B	
	118 i	105		03.08					
	120 d	130		03.08					
	120 d	145		03.08					
	120 i	115		03.08					
	120 i	125		03.08					
	125 i	160		03.08					
	123 d	150		09.08			- Performance Parts	300 20,0 18,4 V L +S +B	
	135 i	225		03.08				324 22,0 20,4 V L +S +B	
	135 i	240		03.08					
	118 d	105		09.08					
	118 i	105		03.08				Radsensor L=954	
	120 d	130		03.08			- Aktivlenkung ¹⁾	Radsensor L=954	
	120 d	145		03.08			+ Aktivlenkung ²⁾	Radsensor L=954	
	120 i	115		03.08					
	120 i	125		03.08					
	123 d	150		09.08			- Aktivlenkung ¹⁾ + Aktivlenkung ²⁾	Radsensor L=959 Radsensor L=959	
	125 i	160		03.08				Radsensor L=954	
	135 i	225		03.08				Radsensor L=959	
	135 i	240		03.08					
	118 d	105		09.08				161 x 20 Einbausatz	
	118 i	105		03.08					
	120 d	130		03.08					
	120 d	145		03.08					
	120 i	115		03.08					
	120 i	125		03.08					
	125 i	160		03.08					
	123 d	150		09.08				185 x 20 Einbausatz	
	135 i	225		03.08					
	135 i	240		03.08					

¹⁾ - active steering / - sterzo attivo / - direction active / - dirección activa
²⁾ + active steering / + sterzo attivo / + direction active / + dirección activa

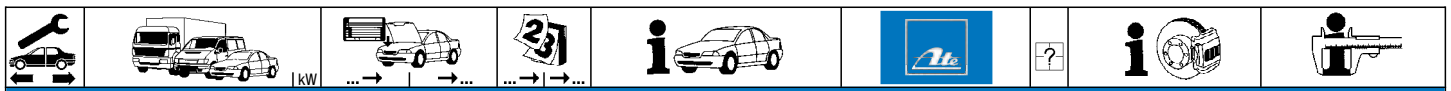
								
BMW 1er Reihe/F20/F21 Limousine (11-)								
	116 d	85	06.11		24.8190-0006.2	620006	1	Warnkontakt L=675mm
	116 d ed	85	03.12					
	116 i	100	06.11					
	118 d		06.11					
	118 i	125	06.11		24.8190-0006.2	620006	1	Warnkontakt L=675mm
	120 d	120	06.11					
	120 d	135	06.11					
	114 d	70	10.12		13.0460-3857.2	603857		- M Sportbremse ¹⁾
	114 i	75	09.12		24.8190-0006.2	620006	1	25199 19,6 +/-WE BOS Warnkontakt L=675mm
	125 d		03.12					
125 i	160	03.12						
M 135 i	235	09.12		24.8190-0006.2	620006	1	Warnkontakt L=675mm	
M 135 i xDrive	235	07.12						
118 d xDrive	105	05.13		24.8190-0006.2	620006	1	Warnkontakt L=675mm	
120 d xDrive	135	07.12						
	114 d	70	10.12		24.0122-0239.1	422239		- M Sportbremse ¹⁾
	114 i	75	09.12					
	116 d	85	06.11		24.0122-0239.1	422239		
	116 d ed	85	03.12					
116 i	100	06.11						
118 d		06.11						
	116 d	85	06.11		13.0460-3859.2	603859		25307 17,5 +/-WE BOS Warnkontakt L=1045mm
	116 d ed	85	03.12		24.8190-0007.2	620007	1	
	116 i	100	06.11					
	118 d		06.11					
	118 i	125	06.11					
	120 d	120	06.11					
	120 d	135	06.11					
	114 d	70	10.12		13.0460-3859.2	603859		- M Sportbremse ¹⁾
	114 i	75	09.12		24.8190-0007.2	620007	1	25307 17,5 +/-WE BOS Warnkontakt L=1045mm
	118 d xDrive	105	05.13					
120 d xDrive	135	07.12						
125 d		03.12						
125 i	160	03.12						
M 135 i	235	09.12		24.8190-0007.2	620007	1	Warnkontakt L=1045mm	
M 135 i xDrive	235	07.12						
	114 d	70	10.12		24.0111-0175.1	411175		- M Sportbremse ¹⁾
	114 i	75	09.12					
	118 d xDrive	105	05.13					
	116 d	85	06.11		24.0111-0175.1	411175		
	116 d ed	85	03.12					
	116 i	100	06.11					
	118 d		06.11					
	118 i	125	06.11					
	120 d	120	06.11		24.0120-0237.1	420237		300 20,0 18,4 V L +S +B
	120 d	135	06.11					
125 d		03.12		24.0120-0237.1	420237		- M Sportbremse ¹⁾	
125 i	160	03.12						
120 d xDrive	135	07.12		24.0120-0237.1	420237		- M Sportbremse ¹⁾	
	114 d	70	10.12		03.0137-0379.2	650379		161 x 20
	114 i	75	09.12		03.0137-9265.2	669265		Einbausatz
	116 d	85	06.11					
	116 d ed	85	03.12					
	116 i	100	06.11					
	118 d		06.11					
	118 d xDrive	105	05.13					
	118 i	125	06.11					
	120 d	120	06.11					
	120 d	135	06.11					
	120 d xDrive	135	07.12					
	125 d		03.12					
	125 i	160	03.12					
	M 135 i	235	09.12					
	M 135 i xDrive	235	07.12					
BMW 3er Reihe/E36 (91-00)								
	316 g Compact		12.95	08.00	13.0460-5405.2	605405		21643 17,8 +/-WE ATE
	316 i		12.90	02.98	13.0470-5405.2	LD5405		21643 17,8 +/-WE ATE
	316 i Compact 1.6		09.93	08.00	24.8190-0207.2	620207	1	Warnkontakt L=786mm
	316 i Compact 1.9		12.98	08.00				
	316 i Coupe		03.93	04.99				
	316 i Touring		05.97	10.99				
	318 i		12.90	02.98				
	318 i Cabrio		11.93	04.99				
	318 i Touring		02.95	10.99				
	318 iS		01.92	02.98				
	318 iS Coupe		01.92	04.99				
	318 tds		01.94	02.98				
	318 tds Compact		04.94	08.00				
	318 tds Touring		10.94	10.99				
	318 ti Compact		04.94	08.00				
	320 i		12.90	02.98				
	320 i Cabrio		11.93	04.99				
	320 i Coupe		01.92	04.99				
	320 i Touring		05.94	10.99				

¹⁾ - M sport brake / - M freno sportivo / - M frein de sport / - M freno deportiva

        											
BMW 3er Reihe/E36 (91-00)		kW		
	323 i			03.95	02.98	13.0460-5405.2	605405				
	323 i Cabrio			03.95	04.99	13.0470-5405.2	LD5405				21643 17,8 +/WE ATE
	323 i Coupe			03.95	04.99	24.8190-0207.2	620207	1			21643 17,8 +/WE ATE
	323 i Touring			07.95	10.99						Warnkontakt L=786mm
	323 ti Compact			08.97	08.00						
	325 i			12.90	02.98						
	325 i Cabrio			08.92	03.95						
	325 i Coupe			01.92	04.99						
	325 td			09.91	02.98						
	325 tds			03.93	02.98						
	325 tds Touring			10.94	10.99						
	328 i			11.94	02.98						
	328 i Cabrio			11.94	04.99						
328 i Coupe			11.94	04.99							
328 i Touring			10.94	10.99							
M3			06.94	02.98	13.0460-6033.2	606033					20968 20,3 +/WE ATE
M3 Cabrio			11.93	04.99	24.8190-0210.2	620210	1				Warnkontakt L=810mm
M3 Coupe			03.92	04.99							
	316 g Compact			12.95	08.00	24.0112-0126.1	412126				286 12,0 10,4 +S +B
	316 i			12.90	02.98	24.0312-0126.1	512126				286 12,0 9,6 +S +B PD
	316 i Compact 1.6			09.93	08.00						
	316 i Compact 1.9			12.98	08.00						
	316 i Coupe			03.93	04.99						
	316 i Touring			05.97	10.99						
	318 i			12.90	02.98						
	318 i Cabrio			11.93	04.99						
	318 i Touring			02.95	10.99						
	318 tds			01.94	02.98						
	318 tds Compact			04.94	08.00						
	318 tds Touring			10.94	10.99						
	318 ti Compact			04.94	03.98						
	316 i Touring			05.97	10.99	24.0122-0115.1	422115				286 22,0 20,4 V L +S +B
	318 i			12.90	02.98	24.0322-0115.1	522115				286 22,0 19,6 V L +S +B PD
	318 i Touring			02.95	10.99						
	318 iS			01.92	02.98						
318 iS Coupe			01.92	04.99							
318 tds			01.94	02.98							
318 ti Compact			04.98	08.00							
320 i			12.90	02.98							
320 i Cabrio			11.93	04.99							
320 i Coupe			01.92	04.99							
320 i Touring			05.94	10.99							
323 i			03.95	02.98							
323 i Cabrio			03.95	04.99							
323 i Coupe			03.95	04.99							
323 i Touring			07.95	10.99							
323 ti Compact			08.97	08.00							
325 i			12.90	02.98							
325 i Cabrio			08.92	03.95							
325 i Coupe			01.92	04.99							
325 td			09.91	02.98							
325 tds			03.93	02.98							
325 tds Touring			10.94	10.99							
328 i			11.94	02.98							
328 i Cabrio			11.94	04.99							
328 i Coupe			11.94	04.99							
328 i Touring			10.94	10.99							
M3 3.0	210		06.94	08.95	24.0128-0198.1	428198					315 28,0 26,4 V L +S +B
M3 Cabrio 3.0	210		11.93	08.95	24.0328-0198.1	528198					315 28,0 26,4 V L +S +B
M3 Coupe 3.0	210		03.92	08.95	24.0128-0199.1	428199					315 28,0 26,4 V L +S +B
					24.0328-0199.1	528199					315 28,0 26,4 V L +S +B
M3 3.2	236		09.95	02.98	24.0128-0204.2	428204					315 28,0 26,4 V L +S
M3 Cabrio 3.2	236		09.95	04.99	24.0128-0205.2	428205					315 28,0 26,4 V L +S
M3 Coupe 3.2	236		09.95	04.99							
	316 g Compact			12.95	08.00	24.0741-1103.3	360161	2			Radsensor L=560
	316 i			12.90	02.98						
	316 i Compact 1.6			09.93	08.00						
	316 i Compact 1.9			12.98	08.00						
	316 i Coupe			03.93	04.99						
	316 i Touring			05.97	10.99						
	318 i			12.90	02.98						
	318 i Cabrio			11.93	04.99						
	318 i Touring			02.95	10.99						
	318 iS			01.92	02.98						
	318 iS Coupe			01.92	04.99						
	318 tds			01.94	02.98						
	318 tds Compact			04.94	08.00						
	318 tds Touring			10.94	10.99						
	318 ti Compact			04.94	08.00						
	320 i			12.90	02.98						
	320 i Cabrio			11.93	04.99						
320 i Coupe			01.92	04.99							
320 i Touring			05.94	10.99							
323 i			03.95	02.98							
323 i Cabrio			03.95	04.99							
323 i Coupe			03.95	04.99							
323 i Touring			07.95	10.99							

1) - authority cars / - enti statali / - véhicule communal / - vehiculos oficiales
 2) + authority cars / + enti statali / + véhicule communal / + vehiculos oficiales
 3) two-piece brake disc / disco frenante in due parti / disque d.fr.en deux parties / disco de fr.de dos piezas

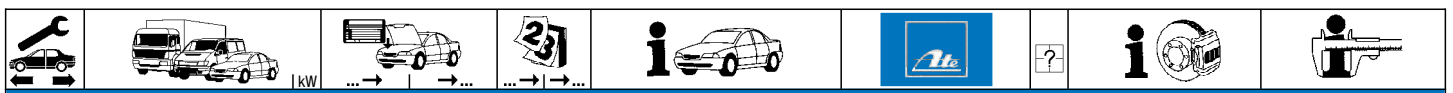




BMW 3er Reihe/E36 (91-00)

	323 ti Compact		08.97	08.00	24.0741-1103.3	360161	2		Radsensor L=560						
	325 i		12.90	02.98											
	325 i Cabrio		08.92	03.95											
	325 i Coupe		01.92	04.99											
	325 td		09.91	02.98											
	325 tds		03.93	02.98											
	325 tds Touring		10.94	10.99											
	328 i		11.94	02.98											
	328 i Cabrio		11.94	04.99											
	328 i Coupe		11.94	04.99											
	328 i Touring		10.94	10.99											
	M3		06.94	02.98											
	M3 Cabrio		11.93	04.99											
	M3 Coupe		03.92	04.99											
	316 g Compact		12.95	08.00	13.0460-3605.2	603605	1		20180 17,3 +/WE ATE						
	316 i Compact 1.6		09.93	08.00					13.0470-3605.2	LD3605					
	316 i Compact 1.9		12.98	08.00					24.8190-0211.2	620211					
	318 tds Compact		04.94	08.00											
	318 ti Compact		04.94	08.00											
	323 ti Compact		08.97	08.00											
	316 i		12.90	02.98	13.0460-3605.2	603605	1		20180 17,3 +/WE ATE						
	316 i Touring		05.97	10.99					13.0470-3605.2	LD3605					
	318 i		12.90	12.98					24.8190-0206.2	620206					
	318 i Cabrio		11.93	04.99											
	318 i Touring		02.95	10.99											
	318 iS		01.92	02.98											
	318 iS Coupe		01.92	04.99											
	318 tds		01.94	02.98											
	318 tds Touring		10.94	10.98											
	320 i		12.90	02.98											
	320 i Cabrio		11.93	04.99											
	320 i Coupe		01.92	04.99											
	320 i Touring		05.94	10.99											
	323 i		03.95	02.98											
	323 i Cabrio		03.95	04.99											
	323 i Coupe		03.95	04.99											
	323 i Touring		07.95	10.99											
	325 i		12.90	02.98											
	325 i Cabrio		08.92	03.95											
	325 i Coupe		01.92	04.99											
	325 td		09.91	02.98											
	325 tds		03.93	02.98											
	325 tds Touring		10.94	10.99											
	328 i		11.94	02.98											
	328 i Cabrio		11.94	04.99											
	328 i Coupe		11.94	04.99											
	328 i Touring		10.94	10.99											
	M3	M3		06.94					02.98	13.0460-3803.2	603803	1		20995 17,3 +/WE ATE	
		M3 Cabrio		11.93					04.99					24.8190-0206.2	620206
		M3 Coupe		03.92					04.99						
		316 g Compact		12.95					08.00	24.0110-0211.1	410211			272 10,0 8,4 L +S +B	
		316 i Compact 1.6		09.93					08.00						
316 i Compact 1.9			12.98	08.00											
318 tds Compact			04.94	08.00											
318 ti Compact			04.94	08.00											
323 ti Compact			08.97	08.00											
	316 i		12.90	02.98	24.0110-0202.1	410202			280 10,0 8,4 L +S +B						
	316 i Touring		05.97	10.99					24.0310-0202.1	510202					
	318 i		12.90	02.98											
	318 i Cabrio		11.93	04.99											
	318 i Touring		02.95	10.99											
	318 iS		01.92	02.98											
	318 iS Coupe		01.92	04.99											
	318 tds		01.94	02.98											
	318 tds Touring		10.94	10.99											
	320 i		12.90	02.98											
	320 i Cabrio		11.93	04.99											
	320 i Coupe		01.92	04.99											
	320 i Touring		05.94	10.99											
	325 i		12.90	02.98											
	325 i Cabrio		08.92	03.95											
	325 i Coupe		01.92	04.99											
	325 td		09.91	02.98											
	325 tds		03.93	02.98											
	325 tds Touring		10.94	10.99											
	328 i		11.94	02.98											
328 i Cabrio		11.94	04.99												
323 i	323 i		03.95	02.98	24.0119-0107.1	419107			276 19,0 17,4 VL +S +B						
	323 i Cabrio		03.95	04.99					24.0319-0107.1	519107					
	323 i Coupe		03.95	04.99											
	323 i Touring		07.95	10.99											
	328 i		11.94	02.98											
	328 i Cabrio		11.94	04.99											
328 i Coupe		11.94	04.99												
328 i Touring		10.94	10.99												



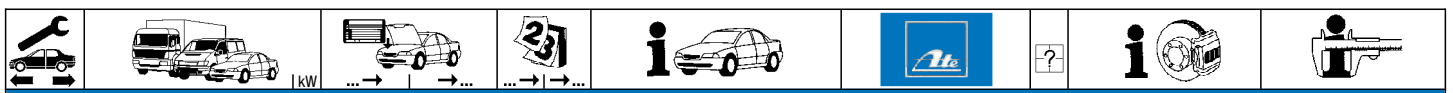


BMW 3er Reihe/E36 (91-00)

	M3 M3 Cabrio M3 Coupe		06.94 02.98 11.93 04.99 03.92 04.99		24.0120-0189.1 420189 24.0120-0190.1 420190		312 20,0 18,4 VL +S +B 312 20,0 18,4 VL +S +B
	316 i 316 i Coupe 316 i Touring 318 i 318 i Cabrio 318 i Touring 318 iS 318 iS Coupe 318 tds 318 tds Touring 320 i 320 i Cabrio 320 i Coupe 320 i Touring 323 i 323 i Cabrio 323 i Coupe 323 i Touring 325 i 325 i Cabrio 325 i Coupe 325 td 325 tds 325 tds Touring 328 i 328 i Cabrio 328 i Coupe 328 i Touring M3 M3 Cabrio M3 Coupe		12.90 02.98 03.93 04.99 05.97 10.99 12.90 02.98 11.93 04.99 02.95 10.99 01.92 02.98 01.92 04.99 01.94 02.98 10.94 10.99 12.90 02.98 11.93 04.99 01.92 04.99 05.94 10.99 03.95 02.98 03.95 04.99 03.95 04.99 07.95 10.99 12.90 02.98 08.92 03.95 01.92 04.99 09.91 02.98 03.93 02.98 10.94 10.99 11.94 02.98 11.94 04.99 11.94 04.99 10.94 10.99 06.94 02.98 11.93 04.99 03.92 04.99		24.0751-1122.3 360068	2	Radsensor L=780
	316 g Compact 316 i 316 i Compact 1.6 316 i Coupe 318 i 318 tds 318 tds Compact		12.95 08.00 12.90 02.98 09.93 08.00 03.93 04.99 12.90 02.98 01.94 02.98 04.94 08.00		03.0137-0247.2 650247 03.0137-9147.2 669147		229 x 42 HEB Einbausatz
	316 g Compact 316 i 316 i Compact 1.6 316 i Coupe 318 i 318 tds 318 tds Compact		12.95 08.00 12.90 02.98 09.93 08.00 03.93 04.99 12.90 02.98 01.94 02.98 04.94 08.00		24.0222-8013.1 480030		229/229,5 x 47
	316 i 316 i Coupe 318 i 318 tds		12.90 02.98 03.93 04.99 12.90 02.98 01.94 02.98		03.0420-1223.3 681223 03.0520-1223.3 691223		23,81/229x42 Kit LUC 23,81/229x42 TopKit
	316 g Compact 316 i Compact 1.6 318 tds Compact		12.95 08.00 09.93 08.00 04.94 08.00		03.0420-5322.3 685322 03.0520-5322.3 695322		22,20/229x42 Kit 22,20/229x42 TopKit
	316 g Compact 316 i 316 i Compact 1.6 316 i Compact 1.9 316 i Touring 318 i 318 i Cabrio 318 i Touring 318 iS 318 iS Coupe 318 tds 318 tds Compact 318 tds Touring 318 ti Compact 320 i 320 i Cabrio 320 i Coupe 320 i Touring 323 i 323 i Cabrio 323 i Coupe 323 i Touring 323 ti Compact 325 i 325 i Cabrio 325 i Coupe 325 td 325 tds 325 tds Touring 328 i 328 i Cabrio		12.95 08.00 12.90 02.98 04.94 08.00 12.98 08.00 05.97 10.99 12.90 02.98 11.93 04.99 02.95 10.99 05.93 02.98 01.92 04.99 01.94 02.98 + Behörde 1) 04.94 08.00 10.94 10.99 04.94 08.00 12.90 02.98 11.93 04.99 01.92 04.99 05.94 10.99 03.95 02.98 03.95 04.99 03.95 04.99 07.95 10.99 08.97 08.00 12.90 02.98 08.92 03.95 01.92 04.99 09.91 02.98 03.93 02.98 10.94 10.99 11.94 02.98 11.94 04.99		03.0137-0248.2 650248 03.0137-9148.2 669148		161 x 25 Einbausatz

1) + authority cars / + enti statali / + véhicule communal / + vehiculos oficiales





BMW 3er Reihe/E36 (91-00)

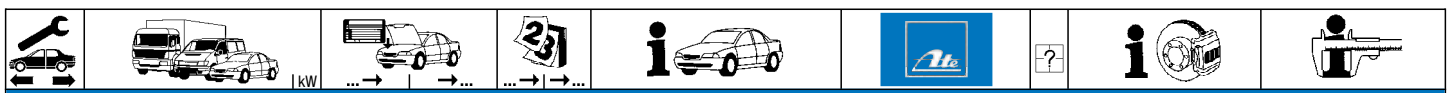
	328 i Coupe		11.94	04.99	03.0137-0248.2	650248		161 x 25
	328 i Touring		10.94	10.99	03.0137-9148.2	669148		Einbausatz
	M3		06.94	02.98	03.0137-0150.2	650150		180 x 25
	M3 Cabrio		11.93	04.99	03.0137-9062.2	669062		Einbausatz
	M3 Coupe		03.92	04.99				

BMW 3er Reihe/E46 (98-06)

	316 i		12.98	02.05	13.0460-5405.2	605405		21643 17,8 +/WE	ATE	
	316 i 1.9	77	12.98	02.05	13.0470-5405.2	LD5405		21643 17,8 +/WE	ATE	
	316 i Coupe		04.00	08.05	24.8190-0220.2	620220	1	Warnkontakt L=601mm		
	316 i Touring	85	03.02	07.05						
	316 ti Compact	85	07.01	02.05						
	318 Ci Cabrio	105	09.01	12.06						
	318 Ci Cabrio	110	02.05	12.06						
	318 d	85	09.01	02.05						
	318 d Touring	85	03.02	07.05						
	318 i		04.98	02.05						
	318 i Coupe		08.99	08.05						
	318 i Touring		10.99	07.05						
	318 td Compact		03.03	02.05						
	318 ti Compact		09.01	02.05						
	320 Cd Cabrio	110	02.05	12.06						
	320 Cd Coupe	110	11.03	08.06						
	320 Ci Cabrio	125	10.00	12.06						
	320 Ci Coupe		06.99	08.06						
	320 d	100	04.98	09.01						
	320 d	110	09.01	02.05						
	320 d Touring		03.00	07.05						
	320 i	110	04.98	09.00						
	320 i	125	09.00	02.05						
	320 i Touring		10.99	07.05						
	320 td Compact		09.01	02.05						
	323 Ci Cabrio	125	05.00	12.06						
	323 Ci Coupe	125	04.99	08.00						
	323 i	125	04.98	08.00						
	325 Ci Cabrio	141	10.00	12.06						
	325 Ci Coupe	141	10.00	08.06						
	325 i	141	10.00	02.05	- Behörde 1)					
	325 i Touring	141	10.00	07.05						
	325 ti Compact	141	07.01	02.05						
	325 xi Touring	141	10.00	07.05						
	328 Ci Coupe	142	04.99	06.00						
	328 i	142	04.98	06.00						
	328 i Touring	142	10.99	06.00						
	325 xi	141	10.00	02.05	- Behörde 1)	13.0460-5405.2	605405		21643 17,8 +/WE	ATE
						13.0470-5405.2	LD5405		21643 17,8 +/WE	ATE
						24.8190-0227.2	620227	1	Warnkontakt L=651mm	
	325 i	141	10.00	02.05	+ Behörde 2)	13.0460-7155.2	607155		23183 20,3 +/WE	ATE
	325 xi	141	10.00	02.05	+ Behörde 2)	13.0470-7155.2	LD7155		23183 20,3 +/WE	ATE
						24.8190-0227.2	620227	1	Warnkontakt L=651mm	
	330 Cd Cabrio	150	05.05	12.06		13.0460-7155.2	607155		23183 20,3 +/WE	ATE
	330 Cd Coupe	150	03.03	08.06		13.0470-7155.2	LD7155		23183 20,3 +/WE	ATE
	330 Ci Cabrio	170	09.00	12.06		24.8190-0227.2	620227	1	Warnkontakt L=651mm	
	330 Ci Coupe	170	09.00	08.06						
	330 d		10.99	02.05						
330 d Touring		03.00	07.05							
330 i	168	01.01	04.05							
330 i	170	09.00	02.05							
330 i Touring	170	06.00	07.05							
330 xd		10.99	02.05							
330 xd Touring		03.00	07.05							
330 xi	170	09.00	02.05							
330 xi Touring	170	09.00	07.05							
M3 Cabrio	252	05.01	12.06		13.0460-7185.2	607185		21064 20,3 +/WE	ATE	
M3 Coupe	252	06.00	08.06		24.8190-0227.2	620227	1	Warnkontakt L=651mm		
M3 CSL Coupe	265	05.03	08.06		13.0460-7185.2	607185		21064 20,3 +/WE	ATE	
					24.8190-0227.2	620227	1	Warnkontakt L=651mm		
	316 i		12.98	02.05	24.0122-0115.1	422115		286 22,0 20,4 V L +S +B		
	316 i 1.9	77	12.98	02.05	24.0322-0115.1	522115		286 22,0 19,6 V L +S +B PD		
	316 i Coupe		04.00	08.06						
	316 i Touring	85	03.02	07.05						
	316 ti Compact	85	07.01	02.05						
	318 Ci Cabrio	105	09.01	12.06						
	318 Ci Cabrio	110	02.05	12.06						
	318 d	85	09.01	02.05						
	318 d Touring	85	03.02	07.05	- Behörde 1)					
	318 i		04.98	02.05	- Behörde 1)					
	318 i Coupe		08.99	08.06						
	318 i Touring		10.99	07.05	- Behörde 1)					
	318 td Compact		03.03	02.05						
	318 ti Compact		09.01	02.05						
	320 Ci Coupe		06.99	08.06						
	320 d	100	04.98	09.01						
	320 d Touring		03.00	08.01	- Behörde 1)					
	320 i	110	04.98	09.00	- Behörde 1)					
	320 i	125	09.00	02.05	- Behörde 1)					
	320 i Touring		10.99	07.05	- Behörde/ + Motorcode M52 3)					

1) - authority cars / - enti statali / - véhicule communal / - vehiculos oficiales
 2) + authority cars / + enti statali / + véhicule communal / + vehiculos oficiales
 3) - authority cars/+engine co.M52 / - enti statali/+codice mot.M52 / - véhicule communal/+moteur co.M52 / - vehiculos oficiales/+motor co.M52





BMW 3er Reihe/E46 (98-06)

	323 Ci Coupe	125		04.99	08.00		24.0122-0115.1	422115		286 22,0 20,4 V L +S +B	
	323 i	125		04.98	08.00	- Behörde 1)	24.0322-0115.1	522115		286 22,0 19,6 V L +S +B PD	
	318 d Touring	85		03.02	07.05	+ Behörde 2)	24.0122-0160.1	422160		300 22,0 20,4 V L +S +B	
	318 i			04.98	02.05	+ Behörde 2)	24.0322-0160.1	522160		300 22,0 19,6 V L +S +B PD	
	318 i Touring			10.99	07.05	+ Behörde 2)					
	320 Cd Cabrio	110		02.05	12.06						
	320 Cd Coupe	110		11.03	08.06						
	320 Ci Cabrio	125		10.00	12.06						
	320 d	110		09.01	02.05						
	320 d Touring			09.01	07.05	- Behörde 1)					
	320 d Touring			03.00	07.05	+ Behörde 2)					
	320 i	110		04.98	09.00	+ Behörde 2)					
	320 i	125		09.00	02.05	+ Behörde 2)					
	320 i Touring			10.99	07.05	+ Behörde/ + Motorcode M52 3)					
	320 i Touring			10.99	07.05	+ Motorcode M54 4)					
	320 td Compact			09.01	02.05						
	323 Ci Cabrio	125		05.00	08.00						
	323 i	125		04.98	08.00	+ Behörde 2)					
	325 Ci Cabrio	141		10.00	12.06						
	325 Ci Coupe	141		10.00	08.06						
	325 i	141		10.00	02.05	- Behörde 1)					
	325 i Touring	141		10.00	07.05						
	325 ti Compact	141		07.01	02.05						
	325 xi	141		10.00	02.05	- Behörde 1)					
	325 xi Touring	141		10.00	07.05						
	328 Ci Coupe	142		04.99	06.00						
	328 i	142		04.98	06.00						
	328 i Touring	142		10.99	06.00						
	325 i	141		10.00	02.05	+ Behörde 2)	24.0125-0138.1	425138			325 24,9 23,4 V L +S +B
	325 xi	141		10.00	02.05	+ Behörde 2)	24.0325-0138.1	525138			325 24,9 22,5 V L +S +B PD
	330 Cd Cabrio	150		05.05	12.06						
	330 Cd Coupe	150		03.03	08.06						
	330 Ci Cabrio	170		09.00	12.06						
	330 Ci Coupe	170		09.00	08.06						
	330 d			10.99	02.05						
	330 d Touring			03.00	07.05						
	330 i	168		01.01	04.05						
	330 i	170		09.00	02.05						
	330 i Touring	170		06.00	07.05						
	330 xd			10.99	02.05						
330 xd Touring			03.00	07.05							
330 xi	170		09.00	02.05							
330 xi Touring	170		09.00	07.05							
M3 Cabrio	252		05.01	12.06	- (USA)	24.0128-0206.2	428206		zweiteilige Bremsscheibe 5)	325 28,0 26,4 V L +S	
M3 Coupe	252		06.00	08.06	- (USA)	24.0128-0207.2	428207		zweiteilige Bremsscheibe 5)	325 28,0 26,4 V L +S	
M3 CSL Coupe	265		05.03	08.06		24.0128-0208.2	428208		zweiteilige Bremsscheibe/ mit ABE 6)	345 28,0 26,4 V L +S	
						24.0128-0209.2	428209		zweiteilige Bremsscheibe/ mit ABE 6)	345 28,0 26,4 V L +S	
	316 i			12.98	08.01		24.0710-2020.1	360227	2	- DSC	Radsensor L=485
	316 i 1.9	77		12.98	08.01		24.0711-5104.3	360074		+ DSC	Radsensor L=498
	316 i Coupe			04.00	08.01		24.0711-5277.3	360322		+ DSC	Radsensor L=565
	318 i			04.98	08.01						
	318 i Coupe			08.99	08.01						
	318 i Touring			10.99	08.01						
	320 Ci Cabrio	125		10.00	08.01						
	320 Ci Coupe			06.99	08.01						
	320 d	100		04.98	09.01						
	320 d Touring			03.00	08.01						
	320 i	110		04.98	09.00						
	320 i	125		09.00	08.01						
	320 i Touring			10.99	08.01						
	323 Ci Cabrio	125		05.00	08.00						
	323 Ci Coupe	125		04.99	08.00						
	323 i	125		04.98	08.00						
	325 Ci Cabrio	141		10.00	08.01						
	325 Ci Coupe	141		10.00	08.01						
	325 i	141		10.00	08.01						
	325 i Touring	141		10.00	08.01						
	328 Ci Coupe	142		04.99	06.00						
	328 i	142		04.98	06.00						
	328 i Touring	142		10.99	06.00						
	330 Ci Cabrio	170		09.00	08.01						
	M3 Cabrio	252		05.01	08.01						
	M3 Coupe	252		06.00	08.01						
	316 i			09.01	02.05		24.0710-2020.1	360227	2	- DSC	Radsensor L=485
	316 i 1.9	77		09.01	02.05		24.0711-5104.3	360074		+ DSC	Radsensor L=498
	316 i Coupe			09.01	08.06		24.0711-5277.3	360322		+ DSC	Radsensor L=565
	316 i Touring	85		03.02	07.05						
316 ti Compact	85		07.01	02.05							
318 Ci Cabrio	105		09.01	12.06							
318 Ci Cabrio	110		02.05	12.06							
318 d	85		09.01	02.05							
318 d Touring	85		03.02	07.05							
318 i			09.01	02.05							
318 i Coupe			09.01	08.06							
318 i Touring			09.01	07.05							
318 td Compact			03.03	02.05							
318 ti Compact			09.01	02.05							

1) - authority cars / - enti statali / - véhicule communal / - vehiculos oficiales














2) + authority cars / + enti statali / + véhicule communal / + vehiculos oficiales

3) + authority cars/engine no.M52 / + enti statali/+codice mot.M52 / + véhicule communal/+moteur co.M52 / + vehiculos oficiales/+motor co.M52

4) + engine code M54 / + codice motore M54 / + moteur code M54 / + motor code M54

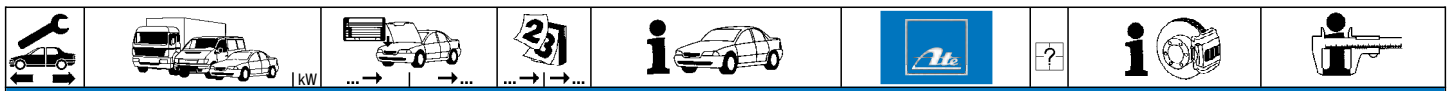
5) two-piece brake disc / disco frenante in due parti / disque d.fr.en deux parties / disco de fr.de dos piezas

6) two-piece brake disc/ with ABE / disco frenante in due parti/ con ABE / disque d.fr.en deux parties/ avec ABE / disco de fr.de dos piezas/ con ABE

											
BMW 3er Reihe/E46 (98-06)											
	320 Cd Cabrio	110		02.05	12.06	24.0710-2020.1	360227	2 <input type="checkbox"/> - DSC <input type="checkbox"/> + DSC <input type="checkbox"/> + DSC	Radsensor L=485 Radsensor L=498 Radsensor L=565		
	320 Cd Coupe	110		11.03	08.06	24.0711-5104.3	360074				
	320 Ci Cabrio	125		09.01	12.06	24.0711-5277.3	360322				
	320 Ci Coupe			09.01	08.06						
	320 d	110		09.01	02.05						
	320 d Touring			09.01	07.05						
	320 i	125		09.01	02.05						
	320 i Touring			09.01	07.05						
	320 td Compact			09.01	02.05						
	325 Ci Cabrio	141		09.01	12.06						
	325 Ci Coupe	141		09.01	08.06						
	325 i	141		09.01	02.05						
	325 i Touring	141		09.01	07.05						
	325 ti Compact	141		07.01	02.05						
	330 Ci Cabrio	170		09.01	12.06						
	M3 Cabrio	252		09.01	12.06						
	M3 Coupe	252		09.01	08.06						
	M3 CSL Coupe	265		05.03	08.06						
		330 Cd Cabrio	150		05.05	12.06	24.0710-2020.1			360227	2 <input type="checkbox"/> - DSC <input type="checkbox"/> + DSC <input type="checkbox"/> + DSC
330 Cd Coupe		150		03.03	08.06	24.0711-5104.3	360074				
330 Ci Cabrio		170		09.00	12.06	24.0711-5277.3	360322				
330 Ci Coupe		170		09.00	08.06						
330 d				10.99	02.05						
330 d Touring				03.00	07.05						
330 i		168		01.01	04.05						
330 i		170		09.00	02.05						
330 i Touring		170		06.00	07.05						
316 i				12.98	02.05	13.0460-3605.2	603605	1	20180 17,3 +/WE ATE 20180 17,3 +/WE ATE Warnkontakt L=1338mm		
316 i 1.9		77		12.98	02.05	13.0470-3605.2	LD3605				
316 i Coupe				04.00	08.06	24.8190-0221.2	620221				
316 i Touring		85		03.02	07.05						
316 ti Compact	85		07.01	02.05							
318 Ci Cabrio	105		09.01	12.06							
318 Ci Cabrio	110		02.05	12.06							
318 d	85		09.01	02.05							
318 d Touring	85		03.02	07.05							
318 i			04.98	02.05							
318 i Coupe			08.99	08.06							
318 i Touring			10.99	07.05							
318 td Compact			03.03	02.05							
318 ti Compact			09.01	02.05							
320 Cd Cabrio	110		02.05	12.06							
320 Cd Coupe	110		11.03	08.06							
320 Ci Cabrio	125		10.00	12.06							
320 Ci Coupe			06.99	08.06							
320 d	100		04.98	09.01							
320 d	110		09.01	02.05							
320 d Touring			03.00	07.05							
320 i	110		04.98	09.00							
320 i	125		09.00	02.05							
320 i Touring			10.99	07.05							
320 td Compact			09.01	02.05							
323 Ci Cabrio	125		05.00	12.06							
323 Ci Coupe	125		04.99	08.00							
323 i	125		04.98	08.00							
325 Ci Cabrio	141		10.00	12.06							
325 Ci Coupe	141		10.00	08.06							
325 i	141		10.00	02.05	- Behörde ¹⁾						
325 i Touring	141		10.00	07.05							
325 ti Compact	141		07.01	02.05							
325 xi	141		10.00	02.05	- Behörde ¹⁾						
325 xi Touring	141		10.00	07.05							
328 Ci Coupe	142		04.99	06.00							
328 i	142		04.98	06.00							
328 i Touring	142		10.99	06.00							
	325 i	141		10.00	02.05	13.0460-7079.2	607079	1	21487 17,3 +/WE ATE 21487 17,3 +/WE ATE Warnkontakt L=1338mm		
	325 xi	141		10.00	02.05	13.0470-7079.2	LD7079				
	330 Cd Cabrio	150		05.05	12.06	24.8190-0221.2	620221				
	330 Cd Coupe	150		03.03	08.06						
	330 Ci Cabrio	170		09.00	12.06						
	330 Ci Coupe	170		09.00	08.06						
	330 d			10.99	02.05						
	330 d Touring			03.00	07.05						
	330 i	168		01.01	04.05						
	330 i	170		09.00	02.05						
	330 i Touring	170		06.00	07.05						
	330 xd			10.99	02.05						
	330 xd Touring			03.00	07.05						
330 xi	170		09.00	02.05							
330 xi Touring	170		09.00	07.05							
	M3 Cabrio	252		05.01	12.06	13.0460-7079.2	607079	1	21487 17,3 +/WE ATE Warnkontakt L=1353mm		
	M3 Coupe	252		06.00	08.06	24.8190-0228.2	620228				
	M3 CSL Coupe	265		05.03	08.06						

¹⁾ - authority cars / - enti statali / - véhicule communal / - vehiculos oficiales
²⁾ + authority cars / + enti statali / + véhicule communal / + vehiculos oficiales





BMW 3er Reihe/E46 (98-06)

	316 i		12.98	02.05		24.0110-0202.1	410202		280 10,0 8,4 L +S +B
	316 i 1.9	77	12.98	02.05	- Behörde 1)	24.0310-0202.1	510202		280 10,0 7,6 L +S +B PD
	316 i Coupe		04.00	08.06					
	316 ti Compact		07.01	02.05					
	318 i	85	04.98	02.05	+ Motorcode M43 2)				
	318 i Coupe		08.99	08.06	+ Motorcode M43 2)				
	316 i 1.9	77	12.98	02.05	+ Behörde 3)	24.0119-0107.1	419107		276 19,0 17,4 V L +S +B
	316 i Touring	85	03.02	07.05		24.0319-0107.1	519107		276 19,0 16,6 V L +S +B PD
	318 Ci Cabrio	105	09.01	12.06					
	318 Ci Cabrio	110	02.05	12.06					
318 d	85	09.01	02.05						
318 d Touring	85	03.02	07.05	- Behörde 1)					
318 i		04.98	02.05	- Behörde / + Motorcode N42/N46 4)					
318 i Coupe		08.99	08.06	+ Motorcode N42/N46 5)					
318 i Touring		10.99	07.05	- Behörde 1)					
318 td Compact		03.03	02.05						
318 ti Compact		09.01	02.05						
320 Ci Coupe		06.99	08.06						
320 d	100	04.98	09.01						
320 d Touring		03.00	08.01	- Behörde 1)					
320 i	110	04.98	09.00	- Behörde 1)					
320 i	125	09.00	02.05	- Behörde 1)					
320 i Touring		10.99	07.05	- Behörde/ + Motorcode M52 6)					
323 Ci Coupe	125	04.99	08.00						
323 i	125	04.98	08.00	- Behörde 1)					
318 d Touring	85	03.02	07.05	+ Behörde 3)	24.0119-0108.1	419108		294 18,9 17,4 V L +S +B	
318 i		04.98	02.05	+ Behörde 3)	24.0319-0108.1	519108		294 18,9 17,4 V L +S +B PD	
318 i Touring		10.99	07.05	+ Behörde 3)					
320 Cd Cabrio	110	02.05	12.06						
320 Cd Coupe	110	11.03	08.06						
320 Ci Cabrio	125	10.00	12.06						
320 d	110	09.01	02.05						
320 d Touring		09.01	07.05	- Behörde 1)					
320 d Touring		03.00	07.05	+ Behörde 3)					
320 i	110	04.98	09.00	+ Behörde 3)					
320 i	125	09.00	02.05	+ Behörde 3)					
320 i Touring		10.99	07.05	+ Behörde/ + Motorcode M52 7)					
320 i Touring		10.99	07.05	+ Motorcode M54 8)					
320 td Compact		09.01	02.05						
323 Ci Cabrio	125	05.00	08.00						
323 i	125	04.98	08.00	+ Behörde 3)					
325 Ci Cabrio	141	10.00	12.06						
325 Ci Coupe	141	10.00	08.06						
325 i	141	10.00	02.05						
325 i Touring	141	10.00	07.05						
325 ti Compact	141	07.01	02.05						
328 Ci Coupe	142	04.99	06.00						
328 i	142	04.98	06.00						
328 i Touring	142	10.99	06.00						
325 xi	141	10.00	02.05	- Behörde 1)	24.0119-0113.1	419113		294 19,0 17,4 V L +S +B	
325 xi Touring	141	10.00	07.05						
325 xi	141	10.00	02.05	+ Behörde 3)	24.0122-0209.1	422209		320 22,0 20,4 V L +S +B	
330 Cd Cabrio	150	05.05	12.06						
330 Cd Coupe	150	03.03	08.06						
330 Ci Cabrio	170	09.00	12.06						
330 Ci Coupe	170	09.00	08.06						
330 d		10.99	02.05						
330 d Touring		03.00	07.05						
330 i	168	01.01	04.05						
330 i	170	09.00	02.05						
330 i Touring	170	06.00	07.05						
330 xd		10.99	02.05						
330 xd Touring		03.00	07.05						
330 xi	170	09.00	02.05						
330 xi Touring	170	09.00	07.05						
	316 i		12.98	08.01		24.0751-1179.3	360169	2	Radsensor L=981
	316 i 1.9	77	12.98	08.01					
	316 i Coupe		04.00	08.01					
	318 i		04.98	08.01					
	318 i Coupe		08.99	08.01					
	318 i Touring		10.99	08.01					
	320 Ci Cabrio	125	10.00	08.01					
	320 Ci Coupe		06.99	08.01					
	320 d	100	04.98	09.01					
	320 d Touring		03.00	08.01					
	320 i	110	04.98	09.00					
	320 i	125	09.00	08.01					
	320 i Touring		10.99	08.01					
	323 Ci Cabrio	125	05.00	08.00					
	323 Ci Coupe	125	04.99	08.00					
	323 i	125	04.98	08.00					
	325 Ci Cabrio	141	10.00	08.01					
	325 Ci Coupe	141	10.00	08.01					
325 i	141	10.00	08.01						
325 i Touring	141	10.00	08.01						
328 Ci Coupe	142	04.99	06.00						
328 i	142	04.98	06.00						

1) - authority cars / - enti statali / - véhicule communal / - vehiculos oficiales

2) + engine code M43 / + codice motore M43 / + moteur code M43 / + motor code M43

3) + authority cars / + enti statali / + véhicule communal / + vehiculos oficiales

4) - authority cars/+engine co.N42/N46 / - enti statali/+codice mot.N42/N46 / - véhicule communal/+moteur co.N42/N46 / - vehiculos oficiales/+motor co.N42/N46

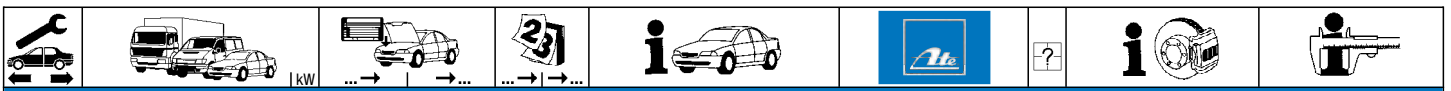
5) + engine code N42/N46 / + codice motore N42/N46 / + moteur code N42/N46 / + motor code N42/N46

6) - authority cars/+engine co.M52 / - enti statali/+codice mot.M52 / - véhicule communal/+moteur co.M52 / - vehiculos oficiales/+motor co.M52

7) + authority cars/+engine no.M52 / + enti statali/+codice mot.M52 / + véhicule communal/+moteur co.M52 / + vehiculos oficiales/+motor co.M52

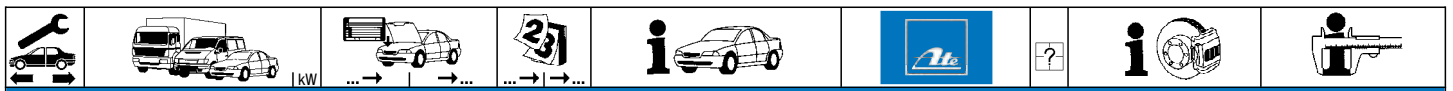
8) + engine code M54 / + codice motore M54 / + moteur code M54 / + motor code M54





BMW 3er Reihe/E46 (98-06)

	328 i Touring	142	10.99	06.00	24.0751-1179.3	360169	2		Radsensor L=981					
	330 Ci Cabrio	170	09.00	08.01										
	M3 Cabrio	252	05.01	08.01										
	M3 Coupe	252	06.00	08.01										
	316 i		09.01	02.05						24.0711-6041.3	360124	2		Radsensor L=981
	316 i 1.9	77	09.01	02.05										
	316 i Coupe		09.01	08.06										
	316 i Touring	85	03.02	07.05										
	316 ti Compact	85	07.01	02.05										
	318 Ci Cabrio	105	09.01	12.06										
	318 Ci Cabrio	110	02.05	12.06										
	318 d	85	09.01	02.05										
	318 d Touring	85	03.02	07.05										
	318 i		09.01	02.05										
	318 i Coupe		09.01	08.06										
	318 i Touring		09.01	07.05										
	318 td Compact		03.03	02.05										
	318 ti Compact		09.01	02.05										
	320 Cd Cabrio	110	02.05	12.06										
	320 Cd Coupe	110	11.03	08.06										
	320 Ci Cabrio	125	09.01	12.06										
	320 Ci Coupe		09.01	08.06										
	320 d	110	09.01	02.05										
	320 d Touring		09.01	07.05										
	320 i	125	09.01	02.05										
	320 i Touring		09.01	07.05										
	320 td Compact		09.01	02.05										
	325 Ci Cabrio	141	09.01	12.06										
	325 Ci Coupe	141	09.01	08.06										
	325 i	141	09.01	02.05										
	325 i Touring	141	09.01	07.05										
325 ti Compact	141	07.01	02.05											
330 Ci Cabrio	170	09.01	12.06											
M3 Cabrio	252	09.01	12.06											
M3 Coupe	252	09.01	08.06											
M3 CSL Coupe	265	05.03	08.06											
330 Cd Cabrio	150	05.05	12.06	24.0751-1183.3	360298	2	- DSC	Radsensor L=981						
330 Cd Coupe	150	03.03	08.06											
330 Ci Cabrio	170	09.00	12.06											
330 Ci Coupe	170	09.00	08.06											
330 d		10.99	02.05											
330 d Touring		03.00	07.05											
330 i	168	01.01	04.05											
330 i	170	09.00	02.05											
330 i Touring	170	06.00	07.05											
316 i		12.98	02.05						03.0137-0379.2	650379			161 x 20 Einbausatz	
316 i 1.9	77	12.98	02.05											
316 i Coupe		04.00	08.06											
316 i Touring	85	03.02	07.05											
316 ti Compact	85	07.01	02.05											
318 Ci Cabrio	105	09.01	12.06											
318 Ci Cabrio	110	02.05	12.06											
318 d	85	09.01	02.05											
318 d Touring	85	03.02	07.05											
318 i		04.98	02.05											
318 i Coupe		08.99	08.06											
318 i Touring		10.99	07.05											
318 td Compact		03.03	02.05											
318 ti Compact		09.01	02.05											
320 Cd Cabrio	110	02.05	12.06											
320 Cd Coupe	110	11.03	08.06											
320 Ci Cabrio	125	10.00	12.06											
320 Ci Coupe		06.99	08.06											
320 d	100	04.98	09.01											
320 d	110	09.01	02.05											
320 d Touring		03.00	07.05											
320 i	110	04.98	09.00											
320 i	125	09.00	02.05											
320 i Touring		10.99	07.05											
320 td Compact		09.01	02.05											
323 Ci Cabrio	125	05.00	08.00											
323 Ci Coupe	125	04.99	08.00											
323 i	125	04.98	08.00											
325 Ci Cabrio	141	10.00	12.06											
325 Ci Coupe	141	10.00	08.06											
325 i	141	10.00	02.05											
325 i Touring	141	10.00	07.05											
325 ti Compact	141	07.01	02.05											
328 Ci Coupe	142	04.99	06.00											
328 i	142	04.98	06.00											
328 i Touring	142	10.99	06.00											
325 xi	141	10.00	02.05	03.0137-0305.2	650305			185 x 20 Einbausatz						
325 xi Touring	141	10.00	07.05											
330 Cd Cabrio	150	05.05	12.06											
330 Cd Coupe	150	03.03	08.06											
330 Ci Cabrio	170	09.00	12.06											
330 Ci Coupe	170	09.00	08.06	03.0137-9062.2	669062									
330 Ci Cabrio	150	05.05	12.06											
330 Ci Coupe	150	03.03	08.06											
330 Ci Cabrio	170	09.00	12.06											
330 Ci Coupe	170	09.00	08.06											



BMW 3er Reihe/E46 (98-06)

	330 d		10.99	02.05		03.0137-0305.2	650305		185 x 20 Einbausatz
	330 d Touring		03.00	07.05		03.0137-9062.2	669062		
	330 i	168	01.01	04.05					
	330 i	170	09.00	02.05					
	330 i Touring	170	06.00	07.05					
	330 xd		10.99	02.05					
	330 xd Touring		03.00	07.05					
	330 xi	170	09.00	02.05					
330 xi Touring	170	09.00	07.05						
M3 Cabrio	252	05.01	12.06		03.0137-0419.2	650419		185 x 30 Einbausatz	
M3 Coupe	252	06.00	08.06		03.0137-9288.2	669288			
M3 CSL Coupe	265	05.03	08.06						

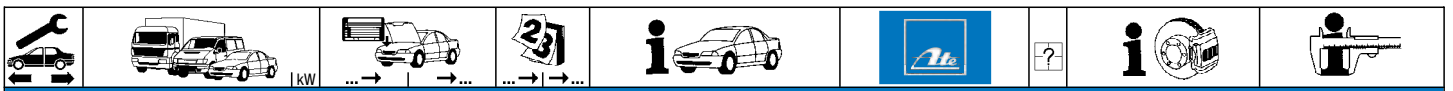
BMW 3er Reihe/E90 Limousine (05-12)

	316 i	85	01.05	08.07		13.0460-7215.2	607215		23935 17,8 +/WE 23935 17,8 +/WE Warnkontakt L=630mm	ATE ATE
	318 d	90	09.05	08.07	- erhöhte Zuladung ¹⁾	13.0470-7215.2	LD7215			
	318 i	95	09.05	08.07	+ erhöhte Zuladung/ + Motorcode N46 ²⁾	24.8190-0264.2	620264	1		
	320 i		12.04	08.07	- erhöhte Zuladung/ + Motorcode N46 ²⁾					
	316 d	85	07.09	02.10		13.0460-7216.2	607216		23794 20,3 +/WE 23794 20,3 +/WE Warnkontakt L=630mm	ATE ATE
	316 i	90	09.07	02.10		13.0470-7216.2	LD7216			
	318 d		09.07	02.10		24.8190-0264.2	620264	1		
	318 d	90	09.05	08.07	+ erhöhte Zuladung ³⁾					
	318 i	95	09.05	08.07	+ erhöhte Zuladung/ + Motorcode N46 ⁴⁾					
	318 i	95	03.07	08.07	- erhöhte Zuladung/ + Motorcode N46N ⁵⁾					
	318 i	105	09.07	02.10						
	320 d	120	12.04	08.07	- Behörde ⁶⁾					
	320 i		12.04	08.07	+ erhöhte Zuladung/ + Motorcode N46 ⁴⁾					
	320 i		03.07	08.07	- erhöhte Zuladung/ + Motorcode N46N ⁵⁾					
	320 i	125	09.07	02.10	- erhöhte Zuladung ¹⁾					
	320 si	127	06.06	02.10						
325 d	145	09.06	02.10	- Behörde ⁶⁾						
325 i	160	12.04	08.07	+ erhöhte Zuladung/ + Motorcode N52 ⁷⁾						
	316 d	85	03.10	03.12		13.0460-7216.2	607216		23794 20,3 +/WE 23794 20,3 +/WE Warnkontakt L=650mm	ATE ATE
	316 i	90	03.10	03.12		13.0470-7216.2	LD7216			
	318 d		03.10	03.12		24.8190-0284.2	620284	1		
	318 i	105	03.10	03.12						
	320 i	125	03.10	03.12	- erhöhte Zuladung ¹⁾					
	320 si	127	03.10	03.12	- Behörde ⁶⁾					
	330 i	190	12.04	08.07	- erhöhte Zuladung/ + Motorcode N52 ⁷⁾	13.0460-7216.2	607216		23794 20,3 +/WE 23794 20,3 +/WE Warnkontakt L=630mm Warnkontakt L=650mm	ATE ATE
	330 i	190	12.04	08.07	+ Motorcode N52N ⁸⁾	13.0470-7216.2 24.8190-0264.2 24.8190-0284.2	LD7216 620264 620284	1 1 1		
	318 i	95	03.07	08.07	+ erhöhte Zuladung/ + Motorcode N46N ⁹⁾	13.0460-7238.2	607238		23313 20,3 +/WE 23313 20,3 +/WE Warnkontakt L=630mm Warnkontakt L=650mm	ATE ATE
						13.0470-7238.2	LD7238			
						24.8190-0264.2	620264	1		
						24.8190-0284.2	620284	1		
	320 d	110	09.05	02.10	+ Behörde ¹⁰⁾	13.0460-7216.2	607216		23794 20,3 +/WE 23794 20,3 +/WE Warnkontakt L=679mm	ATE ATE
	320 d	120	12.04	08.07	+ Behörde ¹⁰⁾	13.0470-7216.2	LD7216			
	320 d	130	09.07	02.10	+ Behörde ¹⁰⁾	24.8190-0267.2	620267	1		
	320 xd		09.07	02.10	+ Behörde ¹⁰⁾					
	325 i	160	12.04	02.10	+ erhöhte Zuladung ³⁾					
	320 d	110	03.10	03.12	+ Behörde ¹⁰⁾	13.0460-7216.2	607216		23794 20,3 +/WE 23794 20,3 +/WE Warnkontakt L=723mm	ATE ATE
	320 d	130	03.10	03.12	+ Behörde ¹⁰⁾	13.0470-7216.2	LD7216			
	320 xd		03.10	03.12	+ Behörde ¹⁰⁾	24.8190-0287.2	620287	1		
	325 i	160	03.10	03.12	+ erhöhte Zuladung ³⁾					
	330 d	170	09.05	08.07		13.0460-7216.2	607216		23794 20,3 +/WE 23794 20,3 +/WE Warnkontakt L=679mm Warnkontakt L=723mm	ATE ATE
	330 i	190	12.04	08.07	+ erhöhte Zuladung/ + Motorcode N52 ¹¹⁾	13.0470-7216.2	LD7216			
						24.8190-0267.2 24.8190-0287.2	620267 620287	1 1		
	320 d	110	09.05	02.10	- Behörde ⁶⁾	13.0460-7238.2	607238		23313 20,3 +/WE 23313 20,3 +/WE Warnkontakt L=679mm	ATE ATE
	320 d	130	09.07	02.10	- Behörde ⁶⁾	13.0470-7238.2	LD7238			
	320 i		03.07	08.07	+ erhöhte Zuladung/ + Motorcode N46N ⁹⁾	24.8190-0267.2	620267	1		
	320 i	125	09.07	02.10	+ erhöhte Zuladung ³⁾					
	320 xd		09.07	02.10	- Behörde ⁶⁾					
	325 i	160	12.04	08.07	- erhöhte Zuladung/ + Motorcode N52N					
	325 i	160	09.07	02.10	- erhöhte Zuladung/ + Motorcode N53					
	320 d	110	03.10	03.12	- Behörde ⁶⁾	13.0460-7238.2	607238			
	320 d	130	03.10	03.12	- Behörde ⁶⁾	13.0470-7238.2	LD7238			
	320 i	125	03.10	03.12	+ erhöhte Zuladung ³⁾	24.8190-0287.2	620287	1		
320 xd		03.10	03.12	- Behörde ⁶⁾						
	325 xi	160	01.05	08.07	+ Motorcode N52	13.0460-7216.2	607216		23794 20,3 +/WE 23794 20,3 +/WE Warnkontakt L=840mm	ATE ATE
	325 xi	160	01.05	08.07	+ erhöhte Zuladung/ + Motorcode N52N	13.0470-7216.2	LD7216			
	325 xi	160	09.07	02.10	+ erhöhte Zuladung/ + Motorcode N53	24.8190-0266.2	620266	1		
	325 xi	160	03.10	03.12	+ erhöhte Zuladung/ + Motorcode N53	13.0460-7216.2	607216			
						13.0470-7216.2	LD7216			
						24.8190-0286.2	620286	1		
	330 xd	170	09.05	08.07		13.0460-7216.2	607216		23794 20,3 +/WE 23794 20,3 +/WE Warnkontakt L=840mm	ATE ATE
	330 xd	180	01.09	02.10	- erhöhte Zuladung ¹⁾	13.0470-7216.2	LD7216			
	330 xi	190	01.05	08.07		24.8190-0266.2	620266	1		
	330 xi	200	09.07	02.10	- erhöhte Zuladung ¹⁾					
	330 xd	180	03.10	03.12	- erhöhte Zuladung ¹⁾	13.0460-7216.2	607216		23794 20,3 +/WE 23794 20,3 +/WE Warnkontakt L=867mm	ATE ATE
	330 xi	200	03.10	03.12	- erhöhte Zuladung ¹⁾	13.0470-7216.2	LD7216			
					24.8190-0286.2	620286	1			

1) - increased payload / - carico utile maggiorato / - charge utile augmentée / - incremento de carga
 2) - increased payload/+engine co.N46 / - carico utile maggior./+codic.mot.N46 / - charge utile augmentée/+moteur co.N46 / - incremento de carga/+motor co.N46
 3) + increased payload / + carico utile maggiorato / + charge utile augmentée / + incremento de carga
 4) + increased payload/+engine co.N46 / + carico utile maggior./+codic.mot.N46 / + charge utile augmentée/+moteur co.N46 / + incremento de carga/+motor co.N46
 5) - increased payload/+engine co.N46N / - carico utile maggior./+codic.mot.N46N / - charge utile augmentée/+moteur co.N46N / - incremento de carga/+motor co.N46N

6) - authority cars / - enti statali / - véhicule communal / - vehiculos oficiales
 7) - increased payload/+engine co.N52 / - carico utile maggior./+codic.mot.N52 / - charge utile augmentée/+moteur co.N52 / - incremento de carga/+motor co.N52
 8) + engine code N52N / + codice motore N52N / + moteur code N52N / + motor code N52N
 9) + increased payload/+engine co.N46N / + carico utile maggior./+codic.mot.N46N / + charge utile augmentée/+moteur co.N46N / + incremento de carga/+motor co.N46N
 10) + authority cars / + enti statali / + véhicule communal / + vehiculos oficiales
 11) + increased payload/+engine co.N52 / + carico utile maggior./+codic.mot.N52 / + charge utile augmentée/+moteur co.N52 / + incremento de carga/+motor co.N52





BMW 3er Reihe/E90 Limousine (05-12)

	325 xi	160		01.05	08.07	- erhöhte Zuladung/ + Motorcode N52N ¹⁾	13.0460-7238.2	607238		23313 20,3 +WE	ATE
	325 xi	160		09.07	02.10	+ erhöhte Zuladung/ + Motorcode N53 ²⁾	13.0470-7238.2	LD7238		23313 20,3 +WE	ATE
							24.8190-0266.2	620266	1	Warnkontakt L=840mm	
	325 xi	160		03.10	03.12	+ erhöhte Zuladung/ + Motorcode N53 ²⁾	13.0460-7238.2	607238		23313 20,3 +WE	ATE
							13.0470-7238.2	LD7238		23313 20,3 +WE	ATE
							24.8190-0286.2	620286	1	Warnkontakt L=867mm	
	330 xd	170		09.07	02.10		13.0460-7237.2	607237		24161 20,3 +WE	ATE
	330 xd	180		01.09	02.10		13.0470-7237.2	LD7237		24161 20,3 +WE	ATE
	330 xd	180		01.09	02.10	+ erhöhte Zuladung ³⁾	13.0460-7238.2	607238		23313 20,3 +WE	ATE
	330 xi	200		09.07	02.10	+ erhöhte Zuladung ³⁾	13.0470-7238.2	LD7238		23313 20,3 +WE	ATE
						24.8190-0266.2	620266	1	Warnkontakt L=840mm		
330 xd	170		03.10	03.12		13.0460-7237.2	607237		24161 20,3 +WE	ATE	
330 xd	180		03.10	03.12	+ erhöhte Zuladung ³⁾	13.0470-7237.2	LD7237		24161 20,3 +WE	ATE	
330 xi	200		03.10	03.12	+ erhöhte Zuladung ³⁾	13.0460-7238.2	607238		23313 20,3 +WE	ATE	
						13.0470-7238.2	LD7238		23313 20,3 +WE	ATE	
						24.8190-0286.2	620286	1	Warnkontakt L=867mm		
335 d	210		09.06	03.12		13.0460-7237.2	607237		24161 20,3 +WE	ATE	
335 i	225		09.06	03.12		13.0470-7237.2	LD7237		24161 20,3 +WE	ATE	
						13.0460-7238.2	607238		23313 20,3 +WE	ATE	
						13.0470-7238.2	LD7238		23313 20,3 +WE	ATE	
						24.8190-0267.2	620267	1	Warnkontakt L=679mm		
325 d	145		09.06	02.10	+ Behörde ⁴⁾	13.0460-7237.2	607237		24161 20,3 +WE	ATE	
						13.0470-7237.2	LD7237		24161 20,3 +WE	ATE	
						13.0460-7238.2	607238		23313 20,3 +WE	ATE	
						13.0470-7238.2	LD7238		23313 20,3 +WE	ATE	
						24.8190-0267.2	620267	1	Warnkontakt L=679mm		
325 d	145		03.10	03.12	+ Behörde ⁴⁾	13.0460-7237.2	607237		24161 20,3 +WE	ATE	
						13.0470-7237.2	LD7237		24161 20,3 +WE	ATE	
						13.0460-7238.2	607238		23313 20,3 +WE	ATE	
						13.0470-7238.2	LD7238		23313 20,3 +WE	ATE	
						24.8190-0287.2	620287	1	Warnkontakt L=723mm		
330 d	170		09.07	02.10		13.0460-7237.2	607237		24161 20,3 +WE	ATE	
330 d	180		09.08	02.10		13.0470-7237.2	LD7237		24161 20,3 +WE	ATE	
330 i	200		09.07	02.10		13.0460-7238.2	607238		23313 20,3 +WE	ATE	
335 xi	225		03.07	02.10		13.0470-7238.2	LD7238		23313 20,3 +WE	ATE	
						24.8190-0267.2	620267	1	Warnkontakt L=679mm		
330 d	170		03.10	03.12		13.0460-7237.2	607237		24161 20,3 +WE	ATE	
330 d	180		03.10	03.12		13.0470-7237.2	LD7237		24161 20,3 +WE	ATE	
330 i	200		03.10	03.12		13.0460-7238.2	607238		23313 20,3 +WE	ATE	
335 xi	225		03.10	03.12		13.0470-7238.2	LD7238		23313 20,3 +WE	ATE	
						24.8190-0287.2	620287	1	Warnkontakt L=723mm		
M3	309		12.07	03.12		13.0460-7167.2	607167		23312 20,3 +WE	ATE	
						24.8190-0271.2	620271	1	Warnkontakt L=659mm		
						24.8190-0272.2	620272	1	Warnkontakt L=672mm		
	316 i	85		01.05	08.07		24.0122-0238.1	422238		292 22,0 20,4 V L +S +B	
	318 d	90		09.05	08.07	- erhöhte Zuladung ⁵⁾	24.0322-0238.1	522238		292 22,0 19,6 V L +S +B PD	
	318 i	95		09.05	08.07	- erhöhte Zuladung/ + Motorcode N46 ⁶⁾					
	320 i			12.04	08.07	- erhöhte Zuladung/ + Motorcode N46 ⁶⁾					
	316 d	85		07.09	03.12		24.0124-0197.1	424197		300 24,0 22,4 V L +S +B	
	316 i	90		09.07	03.12		24.0324-0197.1	524197		300 24,0 21,6 V L +S +B PD	
	318 d			09.07	03.12						
	318 d	90		09.05	08.07	+ erhöhte Zuladung ³⁾					
	318 i	95		09.05	08.07	+ erhöhte Zuladung/ + Motorcode N46 ⁷⁾					
	318 i	95		03.07	08.07	- erhöhte Zuladung/ + Motorcode N46N ⁸⁾					
	318 i	105		09.07	03.12						
	320 d	110		09.05	03.12	- Behörde ⁹⁾					
	320 d	120		12.04	08.07	- Behörde ⁹⁾					
	320 i			12.04	08.07	+ erhöhte Zuladung/ + Motorcode N46 ⁷⁾					
	320 i			03.07	08.07	- erhöhte Zuladung/ + Motorcode N46N ⁸⁾					
	320 i	125		09.07	03.12	- erhöhte Zuladung ⁵⁾					
	320 si	127		06.06	03.12						
	325 i	160		12.04	08.07	- erhöhte Zuladung/ + Motorcode N52 ¹⁰⁾					
	325 xi	160		01.05	08.07	- erhöhte Zuladung/ + Motorcode N52 ¹⁰⁾					
	318 i	95		03.07	08.07	+ erhöhte Zuladung/ + Motorcode N46N ¹¹⁾	24.0124-0203.1	424203		312 23,9 22,4 V L +S +B	
	320 d	130		09.07	03.12	- Behörde ⁹⁾					
	320 i			03.07	08.07	+ erhöhte Zuladung/ + Motorcode N46N ¹¹⁾					
	320 i	125		09.07	03.12	+ erhöhte Zuladung ³⁾					
	320 xd			09.07	03.12	- Behörde ⁹⁾					
	325 i	160		12.04	08.07	- erhöhte Zuladung/ + Motorcode N52N ¹⁾					
	325 i	160		09.07	03.12	- erhöhte Zuladung/ + Motorcode N53					
	325 xi	160		01.05	08.07	- erhöhte Zuladung/ + Motorcode N52N ¹⁾					
	325 xi	160		09.07	03.12	- erhöhte Zuladung/ + Motorcode N53					
	320 d	110		09.05	03.12	+ Behörde ⁴⁾	24.0124-0200.1	424200		330 24,0 22,4 V L +S +B	
	320 d	120		12.04	08.07	+ Behörde ⁴⁾	24.0324-0200.1	524200		330 24,0 21,6 V L +S +B PD	
320 d	130		09.07	03.12	+ Behörde ⁴⁾						
320 xd			09.07	03.12	+ Behörde ⁴⁾						
325 d	145		09.06	03.12	- Behörde ⁹⁾						
325 i	160		12.04	03.12	+ erhöhte Zuladung ³⁾						
325 xi	160		01.05	03.12	+ erhöhte Zuladung ³⁾						
330 d	170		09.05	08.07							
330 i	190		12.04	08.07							
330 xd	170		09.05	08.07							
330 xd	180		01.09	03.12	- erhöhte Zuladung ⁵⁾						
330 xi	190		01.05	08.07							
330 xi	200		09.07	03.12	- erhöhte Zuladung ⁵⁾						
325 d	145		09.06	03.12	+ Behörde ⁴⁾	24.0130-0192.1	430192		348 30,0 28,4 V L +S +B		
330 d	170		09.07	03.12							

¹⁾ - increased payl./+engine co.N52N / - carico utile maggior./+codic.mot.N52N / - charge utile augmentée/+moteur co.N52N / - incremento de carga/+motor co.N52N

²⁾ + increased payl./+engine co.N53 / + carico utile maggior./+codic.mot.N53 / + charge utile augmentée/+moteur co.N53 / + incremento de carga/+motor co.N53

³⁾ + increased payload / + carico utile maggiorato / + charge utile augmentée / + incremento de carga

⁴⁾ + authority cars / + enti statali / + véhicule communal / + vehiculos oficiales

⁵⁾ - increased payload / - carico utile maggiorato / - charge utile augmentée / - incremento de carga

⁶⁾ - increased payl./+engine co.N46 / - carico utile maggior./+codic.mot.N46 / - charge utile augmentée/+moteur co.N46

⁷⁾ - incremented de carga/+motor co.N46

⁷⁾ + increased payl./+engine co.N46 / + carico utile maggior./+codic.mot.N46 / + charge utile augmentée/+moteur co.N46 / + incremento de carga/+motor co.N46

⁸⁾ - increased payl./+engine co.N46N / - carico utile maggior./+codic.mot.N46N / - charge utile augmentée/+moteur co.N46N / - incremento de carga/+motor co.N46N

⁹⁾ - authority cars / - enti statali / - véhicule communal / - vehiculos oficiales

¹⁰⁾ - increased payl./+engine co.N52 / - carico utile maggior./+codic.mot.N52 / - charge utile augmentée/+moteur co.N52 / - incremento de carga/+motor co.N52

¹¹⁾ + increased payl./+engine co.N46N / + carico utile maggior./+codic.mot.N46N / + charge utile augmentée/+moteur co.N46N / + incremento de carga/+motor co.N46N



BMW 3er Reihe/E90 Limousine (05-12)															
	330 d	180		09.08	03.12			24.0130-0192.1	430192						348 30,0 28,4 VL +S +B
	330 i	200		09.07	03.12										
	330 xd	170		09.07	03.12										
	330 xd	180		01.09	03.12	+ erhöhte Zuladung ¹⁾									
	330 xi	200		09.07	03.12	+ erhöhte Zuladung ¹⁾									
	335 d	210		09.06	03.12										
	335 i	225		09.06	03.12										
	335 xi	225		03.07	03.12										
	316 d	85		07.09	03.12			24.0711-6198.3	360199	2					Radsensor L=660
	316 i	85		01.05	08.07										
	316 i	90		09.07	03.12										
	318 d			09.07	03.12										
	318 d	90		09.05	08.07										
	318 i	95		09.05	08.07										
	318 i	105		09.07	03.12										
	320 si	127		06.06	03.12										
	320 d	110		09.05	03.12			24.0711-6198.3	360199	2		- Aktivlenkung ²⁾			Radsensor L=660
	320 d	120		12.04	08.07			24.0711-6241.3	360285	2		+ Aktivlenkung ³⁾			Radsensor L=660
	320 d	130		09.07	03.12										
	320 i			12.04	08.07										
	320 i	125		09.07	03.12										
	325 i	160		12.04	08.07										
	325 d	145		09.06	03.12			24.0711-6241.3	360285	2					Radsensor L=660
	325 i	160		09.07	03.12										
	330 d	170		09.05	03.12										
	330 d	180		09.08	03.12										
	330 i	190		12.04	08.07										
	330 i	200		09.07	03.12										
	335 d	210		09.06	03.12										
	335 i	225		09.06	03.12										
	M3	309		12.07	03.12			24.0711-6250.3	360311	2					Radsensor L=700
	316 d	85		07.09	02.10			13.0460-2713.2	602713						23623 17,4 +WE/Zub/S LUC
	316 i	85		01.05	08.07			13.0470-2713.2	LD2713						23623 17,4 +WE/Zub/S LUC
	316 i	90		09.07	02.10			24.8190-0265.2	620265	1					Warnkontakt L=1086mm
	318 d	90		09.05	08.07	- erhöhte Zuladung ⁴⁾									
	318 i	95		09.05	08.07	- erhöhte Zuladung/ + Motorcode N46 ⁵⁾									
	320 i			12.04	08.07	- erhöhte Zuladung/ + Motorcode N46 ⁵⁾									
	316 d	85		03.10	03.12			13.0460-2713.2	602713						23623 17,4 +WE/Zub/S LUC
	316 i	90		03.10	03.12			13.0470-2713.2	LD2713						23623 17,4 +WE/Zub/S LUC
								24.8190-0285.2	620285	1					Warnkontakt L=1107mm
	318 d			09.07	02.10			13.0460-7217.2	607217						23926 17,3 +WE ATE
	318 d	90		09.05	08.07	+ erhöhte Zuladung ¹⁾		13.0470-7217.2	LD7217						23926 17,3 +WE ATE
	318 i	95		09.05	08.07	+ erhöhte Zuladung/ + Motorcode N46 ⁶⁾		24.8190-0265.2	620265	1					Warnkontakt L=1086mm
	318 i	95		03.07	08.07	+ Motorcode N46N ⁷⁾									
	318 i	105		09.07	02.10										
	320 d	110		09.05	02.10	- Behörde ⁸⁾									
	320 d	120		12.04	08.07										
	320 d	130		09.07	02.10	- Behörde ⁸⁾									
	320 i			12.04	08.07	+ erhöhte Zuladung/ + Motorcode N46 ⁶⁾									
	320 i			03.07	08.07	+ Motorcode N46N ⁷⁾									
	320 i	125		09.07	02.10										
	320 si	127		06.06	02.10										
	320 xd			09.07	02.10	- Behörde ⁸⁾									
	325 i	160		12.04	02.10	- erhöhte Zuladung ⁴⁾									
	325 xi	160		01.05	02.10	- erhöhte Zuladung ⁴⁾									
	318 d			03.10	03.12			13.0460-7217.2	607217						23926 17,3 +WE ATE
	318 i	105		03.10	03.12			13.0470-7217.2	LD7217						23926 17,3 +WE ATE
	320 d	110		03.10	03.12	- Behörde ⁸⁾		24.8190-0285.2	620285	1					Warnkontakt L=1107mm
	320 d	130		03.10	03.12	- Behörde ⁸⁾									
	320 i	125		03.10	03.12										
	320 si	127		03.10	03.12										
	320 xd			03.10	03.12	- Behörde ⁸⁾									
	325 i	160		03.10	03.12	- erhöhte Zuladung ⁴⁾									
	325 xi	160		03.10	03.12	- erhöhte Zuladung ⁴⁾									
	320 d	110		09.05	02.10	+ Behörde ⁹⁾		13.0460-7225.2	607225						23550 17,3 +WE ATE
	320 d	130		09.07	02.10	+ Behörde ⁹⁾		13.0470-7225.2	LD7225						23550 17,3 +WE ATE
	320 xd			09.07	02.10	+ Behörde ⁹⁾		24.8190-0265.2	620265	1					Warnkontakt L=1086mm
	325 d	145		09.06	02.10										
	325 i	160		12.04	02.10	+ erhöhte Zuladung ¹⁾									
	325 xi	160		01.05	02.10	+ erhöhte Zuladung ¹⁾									
	330 d	170		09.05	02.10										
	330 d	180		09.08	02.10										
	330 i	190		12.04	08.07										
	330 i	200		09.07	02.10										
	330 xd	170		09.05	02.10										
	330 xd	180		01.09	02.10										
	330 xi	190		01.05	08.07										
	330 xi	200		09.07	02.10										
	335 d	210		09.06	02.10										
	335 i	225		09.06	02.10										
	335 xi	225		03.07	02.10										
	320 d	110		03.10	03.12	+ Behörde ⁹⁾		13.0460-7225.2	607225						23550 17,3 +WE ATE
	320 d	130		03.10	03.12	+ Behörde ⁹⁾		13.0470-7225.2	LD7225						23550 17,3 +WE ATE
	320 xd			03.10	03.12	+ Behörde ⁹⁾		24.8190-0285.2	620285	1					Warnkontakt L=1107mm
	325 d	145		03.10	03.12										
	325 i	160		03.10	03.12	+ erhöhte Zuladung ¹⁾									

¹⁾ + increased payload / + carico utile maggiorato / + charge utile augmentée / + incremento de carga

²⁾ - active steering / - sterzo attivo / - direction active / - dirección activa

³⁾ + active steering / + sterzo attivo / + direction active / + dirección activa

⁴⁾ - increased payload / - carico utile maggiorato / - charge utile augmentée / - incremento de carga













⁵⁾ - increased payl./+engine co.N46 / - carico utile maggior./+codic.mot.N46 / - charge utile augmentée/+moteur co.N46 / - incremento de carga/+motor co.N46

⁶⁾ + increased payl./+engine co.N46 / + carico utile maggior./+codic.mot.N46 / + charge utile augmentée/+moteur co.N46 / + incremento de carga/+motor co.N46

⁷⁾ + engine code N46N / + codice motore N46N / + moteur code N46N / + motor code N46N

⁸⁾ - authority cars / - enti statali / - véhicule communal / - vehículos oficiales

⁹⁾ + authority cars / + enti statali / + véhicule communal / + vehículos oficiales

													
BMW 3er Reihe/E90 Limousine (05-12)													
	325 xi	160		03.10	03.12	+ erhöhte Zuladung ¹⁾	13.0460-7225.2	607225		23550 17,3 +/WE 23550 17,3 +/WE Warnkontakt L=1107mm	ATE		
	330 d	170		03.10	03.12		13.0470-7225.2	LD7225				ATE	
	330 d	180		03.10	03.12		24.8190-0285.2	620285	1				
	330 i	200		03.10	03.12								
	330 xd	170		03.10	03.12								
	330 xd	180		03.10	03.12								
	330 xi	200		03.10	03.12								
	335 d	210		03.10	03.12								
	335 i	225		03.10	03.12								
	335 xi	225		03.10	03.12								
	M3	309		12.07	02.10			13.0460-7169.2	607169			23309 17,3 +/WE	ATE
								13.0470-7169.2	LD7169			23309 17,3 +/WE	ATE
								24.8190-0265.2	620265		1	Warnkontakt L=1086mm	
M3	309		03.10	03.12			13.0460-7169.2	607169		23309 17,3 +/WE	ATE		
							13.0470-7169.2	LD7169		23309 17,3 +/WE	ATE		
							24.8190-0285.2	620285	1	Warnkontakt L=1107mm			
	316 d	85		07.09	03.12					296 10,4 8,9 L +S +B			
	316 i	85		01.05	08.07								
	316 i	90		09.07	03.12								
	318 d	90		09.05	08.07	- erhöhte Zuladung ²⁾							
	318 i	95		09.05	08.07	- erhöhte Zuladung/ + Motorcode N46 ³⁾							
	320 i			12.04	08.07	- erhöhte Zuladung/ + Motorcode N46 ³⁾							
	318 d			09.07	03.12		24.0120-0195.1	420195				300 20,0 18,4 V L +S +B	
	318 d	90		09.05	08.07	+ erhöhte Zuladung ¹⁾							
	318 i	95		09.05	08.07	+ erhöhte Zuladung/ + Motorcode N46 ⁴⁾							
	318 i	95		03.07	08.07	+ Motorcode N46N ⁵⁾							
	318 i	105		09.07	03.12								
	320 d	110		09.05	03.12	- Behörde ⁶⁾							
	320 d	120		12.04	08.07								
	320 d	130		09.07	03.12	- Behörde ⁶⁾							
	320 i			12.04	08.07	+ erhöhte Zuladung/ + Motorcode N46 ⁴⁾							
	320 i			03.07	08.07	+ Motorcode N46N ⁵⁾							
	320 i	125		09.07	03.12								
	325 i	160		12.04	03.12	- erhöhte Zuladung ²⁾							
	320 si	127		06.06	03.12		24.0120-0204.1	420204				300 20,0 18,4 V L +S +B	
	320 xd			09.07	03.12	- Behörde ⁶⁾							
	325 xi	160		01.05	03.12	- erhöhte Zuladung ²⁾							
	320 d	110		09.05	03.12	+ Behörde ⁷⁾	24.0122-0236.1	422236				336 22,0 20,4 V L +S +B	
	320 d	130		09.07	03.12	+ Behörde ⁷⁾							
	320 xd			09.07	03.12	+ Behörde ⁷⁾							
	325 d	145		09.06	03.12								
	325 i	160		12.04	03.12	+ erhöhte Zuladung ¹⁾							
	325 xi	160		01.05	03.12	+ erhöhte Zuladung ¹⁾							
	330 d	170		09.05	03.12								
	330 d	180		09.08	03.12								
	330 i	190		12.04	08.07								
	330 i	200		09.07	03.12								
	330 xd	170		09.05	03.12								
	330 xd	180		01.09	03.12								
330 xi	190		07.05	08.07									
330 xi	200		09.07	03.12									
335 d	210		09.06	03.12									
335 i	225		09.06	03.12									
335 xi	225		03.07	03.12									
M3	309		12.07	03.12		24.0124-0231.2	424231		<input type="checkbox"/>	350 24,0 22,4 V L +S			
						24.0124-0232.2	424232		<input type="checkbox"/>	350 24,0 22,4 V L +S			
	316 d	85		07.09	03.12		24.0711-6158.3	360192	2 <input type="checkbox"/>		Radsensor L=954		
	316 i	85		01.05	08.07								
	316 i	90		09.07	03.12								
	318 d			09.07	03.12	- erhöhte Zuladung ²⁾							
	318 d	90		09.05	08.07								
	318 i	95		09.05	08.07	- erhöhte Zuladung ²⁾							
	318 i	105		09.07	03.12	- erhöhte Zuladung ²⁾							
	320 d	110		09.05	03.12		24.0711-6158.3	360192	2 <input type="checkbox"/>	- Aktivlenkung ⁹⁾	Radsensor L=954		
	320 d	120		12.04	08.07		24.0711-6188.3	360087	2 <input type="checkbox"/>	+ Aktivlenkung ¹⁰⁾	Radsensor L=954		
	320 d	130		09.07	03.12								
	320 i			12.04	08.07	- erhöhte Zuladung ²⁾							
	320 i	125		09.07	03.12								
	325 i	160		12.04	03.12	- erhöhte Zuladung ²⁾							
	318 d			09.07	03.12	+ erhöhte Zuladung ¹⁾	24.0711-5169.3	360266	2 <input type="checkbox"/>		Radsensor L=959		
	318 i	95		09.05	08.07	+ erhöhte Zuladung ¹⁾							
	318 i	105		09.07	03.12	+ erhöhte Zuladung ¹⁾							
	320 i			12.04	08.07	+ erhöhte Zuladung ¹⁾							
	320 si	127		06.06	03.12								
	325 d	145		09.06	03.12		24.0711-5280.3	360275	2 <input type="checkbox"/>		Radsensor L=959		
	325 i	160		12.04	03.12	+ erhöhte Zuladung ¹⁾							
	330 d	170		09.05	03.12								
	330 d	180		09.08	03.12								
	330 i	190		12.04	08.07								
	330 i	200		09.07	03.12								
335 d	210		09.06	03.12									
335 i	225		09.06	03.12									
M3	309		12.07	03.12									

¹⁾ + increased payload / + carico utile maggiorato / + charge utile augmentée / + incremento de carga

²⁾ - increased payload / - carico utile maggiorato / - charge utile augmentée / - incremento de carga

³⁾ - increased payload/engine code N46 / - carico utile maggior./+codic.mot.N46 / - charge utile augmentée/+moteur co. N46 / - incremento de carga/+motor co.N46

⁴⁾ + increased payload/engine code N46 / + carico utile maggior./+codic.mot.N46 / + charge utile augmentée/+moteur co.N46 / + incremento de carga/+motor co.N46

⁵⁾ + engine code N46N / + codice motore N46N / + motor code N46N

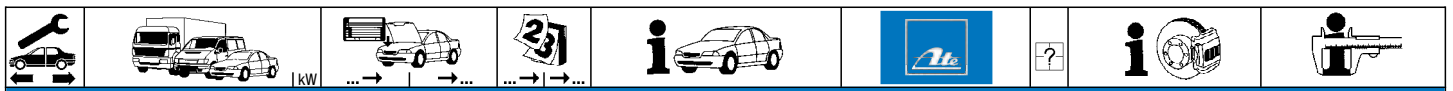
⁶⁾ - authority cars / - enti statali / - véhicule communal / - vehiculos oficiales

⁷⁾ + authority cars / + enti statali / + véhicule communal / + vehiculos oficiales

⁸⁾ two-piece brake disc / disco frenante in due parti / disque d.fr.en deux parties / disco de fr.de dos piezas

⁹⁾ - active steering / - sterzo attivo / - direction active / - dirección activa

¹⁰⁾ + active steering / + sterzo attivo / + direction active / + dirección activa



BMW 3er Reihe/E90 Limousine (05-12)

	316 d	85	07.09	03.12		03.0137-0379.2	650379		161 x 20 Einbausatz
	316 i	85	01.05	08.07		03.0137-9265.2	669265		
	316 i	90	09.07	03.12					
	318 d		09.07	03.12					
	318 d	90	09.05	08.07					
	318 i	95	09.05	08.07					
	318 i	105	09.07	03.12					
	320 d	110	09.05	03.12	- Behörde ¹⁾				
	320 d	120	12.04	08.07					
	320 d	130	09.07	03.12	- Behörde ¹⁾				
	320 i		12.04	08.07					
	320 i	125	09.07	03.12					
	325 i	160	12.04	03.12	- erhöhte Zuladung ²⁾				
	320 d	110	09.05	03.12	+ Behörde ³⁾	03.0137-0305.2	650305		
	320 d	130	09.07	03.12	+ Behörde ³⁾	03.0137-9062.2	669062		
	320 si	127	06.06	03.12					
	320 xd		09.07	03.12					
	325 d	145	09.06	03.12					
	325 i	160	12.04	03.12	+ erhöhte Zuladung ⁴⁾				
	325 xi	160	01.05	03.12					
330 d	170	09.05	03.12						
330 d	180	09.08	03.12						
330 i	190	12.04	08.07						
330 i	200	09.07	03.12						
330 xd	170	09.05	03.12						
330 xd	180	01.09	03.12						
330 xi	190	01.05	08.07						
330 xi	200	09.07	03.12						
335 d	210	09.06	03.12						
335 i	225	09.06	03.12						
335 xi	225	03.07	03.12						
M3	309	12.07	03.12						

BMW 3er Reihe/E91 Touring (05-12)

	316 d	85	09.09	02.10		13.0460-7216.2	607216		23794 20,3 +/WE 23794 20,3 +/WE Warnkontakt L=630mm	ATE ATE				
	316i	90	09.07	02.10		13.0470-7216.2	LD7216	1						
	318 d	90	09.05	08.07		24.8190-0264.2	620264	1						
	318 i		01.06	08.07	+ Motorcode N46 ⁵⁾									
	318 i	100	03.08	02.10	- erhöhte Zuladung ²⁾									
	318 i	105	03.08	02.10	- erhöhte Zuladung ²⁾									
	320 d	120	06.05	08.07										
	320 i		06.05	08.07	+ Motorcode N46 ⁵⁾									
	323 i		06.05	02.10										
	325 d	145	09.06	02.10	- Behörde ¹⁾									
	325 i	160	06.05	08.07	+ Motorcode N52 ⁶⁾									
	316 d	85	03.10	05.12		13.0460-7216.2	607216				23794 20,3 +/WE 23794 20,3 +/WE Warnkontakt L=650mm	ATE ATE		
	316i	90	03.10	05.12		13.0470-7216.2	LD7216	1						
	318 i	100	03.10	05.12	- erhöhte Zuladung ²⁾	24.8190-0284.2	620284	1						
	318 i	105	03.10	05.12	- erhöhte Zuladung ²⁾									
	323 i		03.10	05.12										
	325 d	145	03.10	05.12	- Behörde ¹⁾									
	330 d	170	06.05	08.07		13.0460-7216.2	607216						23794 20,3 +/WE 23794 20,3 +/WE Warnkontakt L=650mm	ATE ATE
	330 i	190	06.05	08.07		13.0470-7216.2	LD7216	1						
						24.8190-0264.2	620264	1						
					24.8190-0284.2	620284	1							
318 d	105	09.07	02.10		13.0460-7238.2	607238		23313 20,3 +/WE 23313 20,3 +/WE Warnkontakt L=679mm	ATE ATE					
318 i	100	03.07	08.07	+ Motorcode N46N ⁷⁾	13.0470-7238.2	LD7238	1							
318 i	100	09.07	02.08	- erhöhte Zuladung ²⁾	24.8190-0267.2	620267	1							
318 i	100	09.07	02.10	+ erhöhte Zuladung ⁴⁾										
318 i	105	09.07	02.08	- erhöhte Zuladung ²⁾										
318 i	105	09.07	02.10	+ erhöhte Zuladung ⁴⁾										
320 d		09.07	02.10	- Behörde ¹⁾										
320 d	120	09.07	02.10	- Behörde ¹⁾										
320 i		06.05	08.07	+ Motorcode N46N ⁷⁾										
320 i	125	09.07	02.10											
320 xd	130	09.07	02.10	- Behörde ¹⁾										
325 i	160	03.07	02.10	- erhöhte Zuladung/ + Motorcode N52N/N53 ⁸⁾										
318 d	105	03.10	05.12		13.0460-7238.2	607238				23313 20,3 +/WE 23313 20,3 +/WE Warnkontakt L=723mm	ATE ATE			
318 i	100	03.10	05.12	+ erhöhte Zuladung ⁴⁾	13.0470-7238.2	LD7238	1							
318 i	105	03.10	05.12	+ erhöhte Zuladung ⁴⁾	24.8190-0287.2	620287	1							
320 d		03.10	05.12	- Behörde ¹⁾										
320 d	120	03.10	05.12	- Behörde ¹⁾										
320 i	125	03.10	05.12											
320 xd	130	03.10	05.12	- Behörde ¹⁾										
325 i	155	01.12	05.12	- erhöhte Zuladung ²⁾										
325 i	160	03.10	05.12	- erhöhte Zuladung/ + Motorcode N52N/N53 ⁸⁾										
325 i	160	03.07	08.07	+ erhöhte Zuladung/ + Motorcode N52N ⁹⁾	13.0460-7216.2	607216		23794 20,3 +/WE 23794 20,3 +/WE Warnkontakt L=840mm	ATE ATE					
325 xi	160	06.05	02.10	+ Motorcode N52N/N53 ¹⁰⁾	13.0470-7216.2	LD7216	1							
325 xi	160	03.07	08.07	+ erhöhte Zuladung/ + Motorcode N52N ⁹⁾	24.8190-0266.2	620266	1							
325 xi	160	03.10	05.12	+ Motorcode N52N/N53 ¹⁰⁾	13.0460-7216.2	607216								
					13.0470-7216.2	LD7216	1							
					24.8190-0286.2	620286	1							
330 xd		06.05	08.07		13.0460-7216.2	607216						23794 20,3 +/WE 23794 20,3 +/WE Warnkontakt L=867mm	ATE ATE	
330 xi	190	06.05	08.07		13.0470-7216.2	LD7216	1							
					24.8190-0266.2	620266	1							

¹⁾ - authority cars / - enti statali / - véhicule communal / - vehiculos oficiales

²⁾ - increased payload / - carico utile maggiorato / - charge utile augmentée / - incremento de carga

³⁾ - authority cars / + enti statali / + véhicule communal / + vehiculos oficiales

⁴⁾ + increased payload / + carico utile maggiorato / + charge utile augmentée / + incremento de carga

⁵⁾ + engine code N46 / + codice motore N46 / + moteur code N46 / + motor code N46

⁶⁾ + engine code N52 / + codice motore N52 / + moteur code N52 / + motor code N52

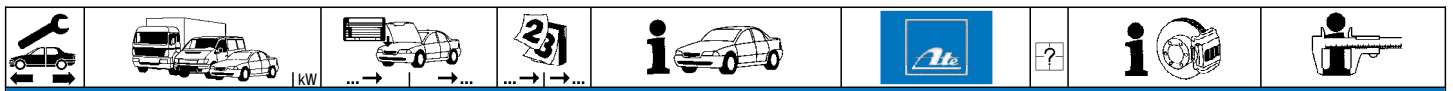
⁷⁾ + engine code N46N / + codice motore N46N / + moteur code N46N / + motor code N46N

⁸⁾ - increased payload/+eng.co.N52N/N53 / - caric. util. magg./+codic.mot.N52N/N53 / - charge utile augment./+moteur N52N/N53 / - incremento de carga/+motor co.N52N/N53

⁹⁾ + increased payload/+engine co.N52N / + carico utile maggior./+codic.mot.N52N / + charge utile augmentée/+moteur co.N52N / + incremento de carga/+motor co.N52N

¹⁰⁾ + engine code N52N/N53 / + codice motore N52N/N53 / + moteur code N52N/N53 / + motor code N52N/N53














BMW 3er Reihe/E91 Touring (05-12)

	325 xi	160		03.07	02.10	- erhöhte Zuladung/ + Motorcode N52N ¹⁾	13.0460-7238.2 13.0470-7238.2 24.8190-0266.2	607238 LD7238 620266	1		23313 20,3 +/WE 23313 20,3 +/WE Warnkontakt L=840mm	ATE ATE
	325 xi	160		03.10	05.12	- erhöhte Zuladung/ + Motorcode N52N ¹⁾	13.0460-7238.2 13.0470-7238.2 24.8190-0286.2	607238 LD7238 620286	1		23313 20,3 +/WE 23313 20,3 +/WE Warnkontakt L=867mm	ATE ATE
	320 d	120		09.07	02.10	+ Behörde ²⁾	13.0460-7216.2	607216			23794 20,3 +/WE	ATE
	320 d	120		09.07	02.10	+ Behörde ²⁾	13.0470-7216.2	LD7216			23794 20,3 +/WE	ATE
	320 xd	130		09.07	02.10	+ Behörde ²⁾	24.8190-0267.2	620267	1		Warnkontakt L=679mm	
	325 i	160		09.07	02.10	+ erhöhte Zuladung/ + Motorcode N53 ³⁾						
	320 d	120		03.10	05.12	+ Behörde ²⁾	13.0460-7216.2	607216			23794 20,3 +/WE	ATE
	320 d	120		03.10	05.12	+ Behörde ²⁾	13.0470-7216.2	LD7216			23794 20,3 +/WE	ATE
	320 xd	130		03.10	05.12	+ Behörde ²⁾	24.8190-0287.2	620287	1		Warnkontakt L=723mm	
	325 i	155		01.12	05.12	+ erhöhte Zuladung ⁴⁾						
	325 i	160		03.10	05.12	+ erhöhte Zuladung/ + Motorcode N53 ³⁾						
	330 xd	200		09.07	02.10		13.0460-7237.2	607237			24161 20,3 +/WE	ATE
330 xi	200		09.07	02.10		13.0470-7237.2	LD7237			24161 20,3 +/WE	ATE	
						13.0460-7238.2	607238			23313 20,3 +/WE	ATE	
						13.0470-7238.2	LD7238			23313 20,3 +/WE	ATE	
						24.8190-0266.2	620266	1		Warnkontakt L=840mm		
330 xd	200		03.10	05.12		13.0460-7237.2	607237			24161 20,3 +/WE	ATE	
330 xi	200		03.10	05.12		13.0470-7237.2	LD7237			24161 20,3 +/WE	ATE	
						13.0460-7238.2	607238			23313 20,3 +/WE	ATE	
						13.0470-7238.2	LD7238			23313 20,3 +/WE	ATE	
						24.8190-0286.2	620286	1		Warnkontakt L=867mm		
335 d	210		09.06	05.12		13.0460-7237.2	607237			24161 20,3 +/WE	ATE	
335 i	225		09.06	05.12		13.0470-7237.2	LD7237			24161 20,3 +/WE	ATE	
						13.0460-7238.2	607238			23313 20,3 +/WE	ATE	
						13.0470-7238.2	LD7238			23313 20,3 +/WE	ATE	
						24.8190-0267.2	620267	1		Warnkontakt L=679mm		
325 d	145		09.06	02.10	+ Behörde ²⁾	13.0460-7237.2	607237			24161 20,3 +/WE	ATE	
						13.0470-7237.2	LD7237			24161 20,3 +/WE	ATE	
						13.0460-7238.2	607238			23313 20,3 +/WE	ATE	
						13.0470-7238.2	LD7238			23313 20,3 +/WE	ATE	
						24.8190-0267.2	620267	1		Warnkontakt L=679mm		
325 d	145		03.10	05.12	+ Behörde ²⁾	13.0460-7237.2	607237			24161 20,3 +/WE	ATE	
						13.0470-7237.2	LD7237			24161 20,3 +/WE	ATE	
						13.0460-7238.2	607238			23313 20,3 +/WE	ATE	
						13.0470-7238.2	LD7238			23313 20,3 +/WE	ATE	
						24.8190-0287.2	620287	1		Warnkontakt L=723mm		
330 d	170		09.07	02.10		13.0460-7237.2	607237			24161 20,3 +/WE	ATE	
330 d	180		09.08	02.10		13.0470-7237.2	LD7237			24161 20,3 +/WE	ATE	
330 i	200		09.07	02.10		13.0460-7238.2	607238			23313 20,3 +/WE	ATE	
335 xi	225		03.07	02.10		13.0470-7238.2	LD7238			23313 20,3 +/WE	ATE	
						24.8190-0267.2	620267	1		Warnkontakt L=679mm		
330 d	170		03.10	05.12		13.0460-7237.2	607237			24161 20,3 +/WE	ATE	
330 d	180		03.10	05.12		13.0470-7237.2	LD7237			24161 20,3 +/WE	ATE	
330 i	200		03.10	05.12		13.0460-7238.2	607238			23313 20,3 +/WE	ATE	
335 xi	225		03.10	05.12		13.0470-7238.2	LD7238			23313 20,3 +/WE	ATE	
						24.8190-0287.2	620287	1		Warnkontakt L=723mm		
	316 d	85		09.09	05.12		24.0124-0197.1	424197			300 24,0 22,4 V L +S +B	
	316i	90		09.07	05.12		24.0324-0197.1	524197			300 24,0 21,6 V L +S +B PD	
	318 d	90		09.05	08.07							
	318 i	100		01.06	08.07	+ Motorcode N46 ⁵⁾						
	318 i	105		03.08	05.12	- erhöhte Zuladung ⁶⁾						
	318 i	105		03.08	05.12	- erhöhte Zuladung ⁶⁾						
	320 d	120		06.05	08.07	- Behörde ⁷⁾						
	320 i	120		06.05	08.07	+ Motorcode N46 ⁵⁾						
	323 i	160		06.05	05.12							
	325 i	160		06.05	08.07	- erhöhte Zuladung/ + Motorcode N52 ⁸⁾						
	318 d	105		09.07	05.12		24.0124-0203.1	424203			312 23,9 22,4 V L +S +B	
	318 i	100		03.07	08.07	+ Motorcode N46N ⁹⁾						
	318 i	100		09.07	02.08	- erhöhte Zuladung ⁶⁾						
	318 i	105		09.07	05.12	+ erhöhte Zuladung ⁴⁾						
	318 i	105		09.07	02.08	- erhöhte Zuladung ⁶⁾						
	318 i	105		09.07	05.12	+ erhöhte Zuladung ⁴⁾						
	320 d	120		09.07	05.12	- Behörde ⁷⁾						
	320 d	120		09.07	05.12	- Behörde ⁷⁾						
	320 i	125		06.05	08.07	+ Motorcode N46N ⁹⁾						
	320 i	125		09.07	05.12							
	320 xd	130		09.07	05.12	- Behörde ⁷⁾						
	325 i	155		01.12	05.12	- erhöhte Zuladung ⁶⁾						
	325 i	160		03.07	05.12	- erhöhte Zuladung/ + Motorcode N52N/N53 ¹⁰⁾						
	325 xi	160		03.07	08.07	- erhöhte Zuladung/ + Motorcode N52N ¹¹⁾						
320 d	120		09.07	05.12	+ Behörde ²⁾	24.0124-0200.1	424200			330 24,0 22,4 V L +S +B		
320 d	120		06.05	05.12	+ Behörde ²⁾	24.0324-0200.1	524200			330 24,0 21,6 V L +S +B PD		
320 xd	130		09.07	05.12	+ Behörde ²⁾							
325 d	145		09.06	05.12	- Behörde ⁷⁾							
325 i	155		01.12	05.12	+ erhöhte Zuladung ⁴⁾							
325 i	160		06.05	05.12	+ erhöhte Zuladung ⁴⁾							
325 xi	160		06.05	05.12	+ Motorcode N52N/N53 ¹¹⁾							
325 xi	160		03.07	08.07	+ erhöhte Zuladung/ + Motorcode N52N ¹²⁾							
330 d	170		06.05	05.12	- erhöhte Zuladung ⁶⁾							
330 d	170		06.05	08.07	+ erhöhte Zuladung ⁴⁾							
330 d	180		09.09	05.12	- erhöhte Zuladung ⁶⁾							
330 i	190		06.05	08.07								
330 xd	190		06.05	05.12	- erhöhte Zuladung ⁶⁾							

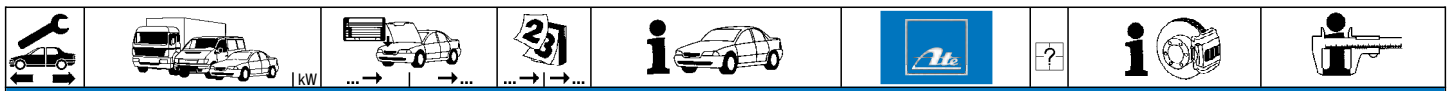
1) - increased payload/+engine co.N52N / - carico utile maggior./+codic.mot.N52N / - charge utile augmentée/+moteur co.N52N / - incremento de carga/+motor co.N52N
2) + authority cars / + enti statali / + véhicule communal / + vehiculos oficiales
3) + increased payload/+engine co.N53 / + carico utile maggior./+codic.mot.N53 / + charge utile augmentée/+moteur co.N53 / + incremento de carga/+motor co.N53
4) + increased payload / + carico utile maggiorato / + charge utile augmentée / + incremento de carga
5) + engine code N46 / + codice motore N46 / + moteur code N46 / + motor code N46
6) - increased payload / - carico utile maggiorato / - charge utile augmentée / - incremento de carga

7) - authority cars / - enti statali / - véhicule communal / - vehiculos oficiales
8) - increased payload/+engine co.N52 / - carico utile maggior./+codic.mot.N52 / - charge utile augmentée/+moteur co.N52 / - incremento de carga/+motor co.N52
9) + engine code N46N / + codice motore N46N / + moteur code N46N / + motor code N46N
10) - increased payload/+eng.co.N52N/N53 / - caric.util.magg./+codic.mot.N52N/N53 / - charge utile augment./+moteur N52N/N53 / - incremento de carga/+motor co.N52N/N53
11) + engine code N52N/N53 / + codice motore N52N/N53 / + moteur code N52N/N53 / + motor code N52N/N53
12) + increased payload/+engine co.N52N / + carico utile maggior./+codic.mot.N52N / + charge utile augmentée/+moteur co.N52N / + incremento de carga/+motor co.N52N

BMW 3er Reihe/E91 Touring (05-12)

	330 xd		06.05	08.07	+ erhöhte Zuladung ¹⁾	24.0124-0200.1	424200		330 24,0 22,4 V L +S +B
	330 xi	190	06.05	08.07		24.0324-0200.1	524200		330 24,0 21,6 V L +S +B PD
	330 xi	200	09.07	05.12					
	325 d	145	09.06	05.12	+ Behörde ²⁾	24.0130-0192.1	430192		348 30,0 28,4 V L +S +B
	330 d	170	09.07	05.12	+ erhöhte Zuladung ¹⁾				
	330 d	180	09.08	08.09	- erhöhte Zuladung ³⁾				
	330 d	180	09.08	05.12	+ erhöhte Zuladung ¹⁾				
	330 i	200	09.07	05.12					
	330 xd	210	09.07	05.12	+ erhöhte Zuladung ¹⁾				
	335 d	210	09.06	05.12					
335 i	225	09.06	05.12						
335 xi	225	03.07	05.12						
	316 d	85	09.09	05.12		24.0711-6198.3	360199	2 	Radsensor L=660
	316i	90	09.07	05.12					
	318 d	90	09.05	08.07					
	318 d	105	09.07	05.12					
	318 i	100	01.06	08.07					
	318 i	100	09.07	05.12					
	318 i	105	09.07	05.12					
	320 d	120	09.07	05.12					
	320 d	120	06.05	08.07					
	320 i	125	09.07	05.12					
	323 i	145	06.05	05.12		24.0711-6241.3	360285	2 	Radsensor L=660
	325 d	155	09.06	05.12					
	325 i	160	01.12	05.12					
	325 i	160	06.05	05.12					
	330 d	170	06.05	05.12					
	330 d	180	09.08	05.12					
	330 i	190	06.05	08.07					
	330 i	200	09.07	05.12					
	335 d	210	09.06	05.12					
	335 i	225	09.06	05.12					
	316 d	85	09.09	02.10		13.0460-7217.2	607217		23926 17,3 +/WE ATE
	316i	90	09.07	02.10		13.0470-7217.2	LD7217		23926 17,3 +/WE ATE
	318 d	90	09.05	08.07		24.8190-0265.2	620265	1	Warnkontakt L=1086mm
	318 d	105	09.07	02.10					
	318 i	100	01.06	08.07					
	318 i	100	09.07	02.10					
	318 i	105	09.07	02.10					
	320 d	120	09.07	02.10	- Behörde ⁴⁾				
	320 d	120	06.05	02.10	- Behörde ⁴⁾				
	320 i	125	06.05	08.07					
320 i	125	09.07	02.10	- Behörde ⁴⁾					
320 xd	130	09.07	02.10	- Behörde ⁴⁾					
323 i	160	06.05	02.10						
325 i	160	06.05	02.10	- erhöhte Zuladung ³⁾					
325 xi	160	03.07	08.07	- erhöhte Zuladung/ + Motorcode N52N ⁵⁾					
	316 d	85	03.10	05.12		13.0460-7217.2	607217		23926 17,3 +/WE ATE
	316i	90	03.10	05.12		13.0470-7217.2	LD7217		23926 17,3 +/WE ATE
	318 d	105	03.10	05.12		24.8190-0285.2	620285	1	Warnkontakt L=1107mm
	318 i	100	03.10	05.12					
	318 i	105	03.10	05.12					
	320 d	120	03.10	05.12	- Behörde ⁴⁾				
	320 d	120	03.10	05.12	- Behörde ⁴⁾				
	320 i	125	03.10	05.12	- Behörde ⁴⁾				
	320 xd	130	03.10	05.12	- Behörde ⁴⁾				
	323 i	160	03.10	05.12					
325 i	155	01.12	05.12	- erhöhte Zuladung ³⁾					
325 i	160	03.10	05.12	- erhöhte Zuladung ³⁾					
	320 d	120	09.07	02.10	+ Behörde ²⁾	13.0460-7225.2	607225		23550 17,3 +/WE ATE
	320 d	130	06.05	02.10	+ Behörde ²⁾	13.0470-7225.2	LD7225		23550 17,3 +/WE ATE
	320 xd	130	09.07	02.10	+ Behörde ²⁾	24.8190-0265.2	620265	1	Warnkontakt L=1086mm
	325 d	145	09.06	02.10					
	325 i	160	06.05	02.10	+ erhöhte Zuladung ¹⁾				
	325 xi	160	06.05	02.10	+ Motorcode N52N/N53 ⁶⁾				
	325 xi	160	03.07	08.07	+ erhöhte Zuladung/ + Motorcode N52N ⁷⁾				
	330 d	170	06.05	02.10					
	330 d	180	09.08	02.10					
	330 i	190	06.05	08.07					
330 i	200	09.07	02.10						
330 xd	190	06.05	02.10						
330 xi	190	06.05	08.07						
330 xi	200	09.07	02.10						
335 d	210	09.06	02.10						
335 i	225	09.06	02.10						
335 xi	225	03.07	02.10						
	320 d	120	03.10	05.12	+ Behörde ²⁾	13.0460-7225.2	607225		23550 17,3 +/WE ATE
	320 d	130	03.10	05.12	+ Behörde ²⁾	13.0470-7225.2	LD7225		23550 17,3 +/WE ATE
	320 xd	130	03.10	05.12	+ Behörde ²⁾	24.8190-0285.2	620285	1	Warnkontakt L=1107mm
	325 d	145	03.10	05.12					
	325 i	155	01.12	05.12	+ erhöhte Zuladung ¹⁾				
	325 i	160	03.10	05.12	+ erhöhte Zuladung ¹⁾				
325 xi	160	03.10	05.12	+ Motorcode N52N/N53 ⁶⁾					
330 d	170	03.10	05.12						
330 d	180	03.10	05.12						

¹⁾ + increased payload / + carico utile maggiorato / + charge utile augmentée / + incremento de carga
²⁾ + authority cars / + enti statali / + véhicule communal / + vehiculos oficiales
³⁾ - increased payload / - carico utile maggiorato / - charge utile augmentée / - incremento de carga
⁴⁾ - authority cars / - enti statali / - véhicule communal / - vehiculos oficiales
⁵⁾ - increased payl./+engine co.N52N / - carico utile maggior./+codic.mot.N52N / - charge utile augmentée/+moteur co.N52N / - incremento de carga/+motor co.N52N
⁶⁾ + engine code N52N/N53 / + codice motore N52N/N53 / + moteur code N52N/N53 / + motor code N52N/N53
⁷⁾ + increased payl./+engine co.N52N / + carico utile maggior./+codic.mot.N52N / + charge utile augmentée/+ moteur co.N52N / + incremento de carga/+motor co.N52N

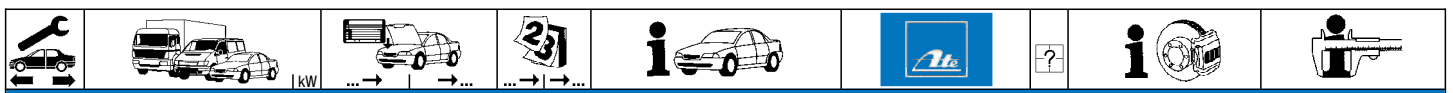


BMW 3er Reihe/E91 Touring (05-12)

	330 i	200		03.10	05.12		13.0460-7225.2	607225	1		23550 17,3 +/WE 23550 17,3 +/WE Warnkontakt L=1107mm	ATE ATE
	330 xd			03.10	05.12		13.0470-7225.2	LD7225				
	330 xi	200		03.10	05.12		24.8190-0285.2	620285				
	335 d	210		03.10	05.12							
	335 i	225		03.10	05.12							
	335 xi	225		03.10	05.12							
	316i	90		09.07	09.09		24.0120-0204.1	420204			300 20,0 18,4 V L +S +B	
	318 d	90		09.05	08.07							
	318 d	105		09.07	09.09							
	318 i			01.06	08.07							
	318 i	100		09.07	09.09							
	318 i	105		09.07	09.09							
	320 d			09.07	09.09	- Behörde 1)						
	320 d	120		06.05	08.07	- Behörde 1)						
	320 i			06.05	08.07							
	320 i	125		09.07	09.09							
	320 xd	130		09.07	09.09	- Behörde 1)						
	323 i			06.05	09.09							
	325 i	160		06.05	09.09	- erhöhte Zuladung 2)						
	325 xi	160		03.07	08.07	- erhöhte Zuladung/ + Motorcode N52N 3)						
		316 d	85		09.09	05.12		24.0120-0195.1				
316i		90		10.09	05.12							
318 d		105		10.09	05.12							
318 i		100		10.09	05.12							
318 i		105		10.09	05.12							
320 d				10.09	05.12	- Behörde 1)						
320 i		125		10.09	05.12							
320 xd		130		10.09	05.12	- Behörde 1)						
323 i				10.09	05.12							
325 i		155		01.12	05.12	- erhöhte Zuladung 2)						
325 i		160		10.09	05.12	- erhöhte Zuladung 2)						
320 d				09.07	05.12	+ Behörde 4)	24.0122-0236.1	422236				
320 d		120		06.05	08.07	+ Behörde 4)						
320 xd		130		09.07	05.12	+ Behörde 4)						
325 d		145		09.06	05.12							
325 i	155		01.12	05.12	+ erhöhte Zuladung 5)							
325 i	160		06.05	05.12	+ erhöhte Zuladung 5)							
325 xi	160		06.05	05.12	+ Motorcode N52N/N53 6)							
325 xi	160		03.07	08.07	+ erhöhte Zuladung/ + Motorcode N52N 7)							
330 d	170		06.05	05.12								
330 d	180		09.08	05.12								
330 i	190		06.05	08.07								
330 i	200		09.07	05.12								
330 xd			06.05	05.12								
330 xi	190		06.05	08.07								
330 xi	200		09.07	05.12								
335 d	210		09.06	05.12								
335 i	225		09.06	05.12								
335 xi	225		03.07	05.12								
	316 d	85		09.09	05.12		24.0711-6158.3	360192	2		Radsensor L=954	
	316i	90		09.09	05.12							
	316i	90		09.07	08.09		24.0711-5169.3	360266				
	318 d	90		09.05	08.07							
	318 d	105		09.07	05.12							
	318 i			01.06	08.07							
	318 i	100		09.07	05.12							
	318 i	105		09.07	05.12							
	320 d			09.07	05.12							
	320 d	120		06.05	08.07							
	320 i			06.05	08.07							
	320 i	125		09.07	05.12							
	323 i			06.05	05.12		24.0711-5280.3	360275				
	325 d	145		09.06	05.12							
	325 i	155		01.12	05.12							
325 i	160		06.05	05.12								
330 d	170		06.05	05.12								
330 d	180		09.08	05.12								
330 i	190		06.05	08.07								
330 i	200		09.07	05.12								
335 d	210		09.06	05.12								
335 i	225		09.06	05.12								
	316 d	85		09.09	05.12	+ erhöhte Zuladung 5)	03.0137-0305.2	650305			185 x 20 Einbausatz	
	316i	90		09.07	08.09		03.0137-9062.2	669062				
	318 d	90		09.05	05.12							
	318 d	105		09.07	08.09							
	318 i			01.06	08.09							
	318 i	100		09.07	08.09							
	318 i	105		09.07	08.09							
	320 d			09.07	08.09							
	320 d	120		06.05	05.12							
	320 i			06.05	08.09							
	320 i	125		09.07	08.09							
	320 xd	130		09.07	05.12							
	320 xd	130		06.05	05.12							
	323 i			06.05	05.12							
	325 d	145		09.06	05.12							

1) - authority cars / - enti statali / - véhicule communal / - vehiculos oficiales
2) - increased payload / - carico utile maggiorato / - charge utile augmentée / - incremento de carga
3) - increased payl./+engine co.N52N / - carico utile maggior./+codic.mot.N52N / - charge utile augmentée/+moteur co.N52N / - incremento de carga/+motor co.N52N
4) + authority cars / + enti statali / + véhicule communal / + vehiculos oficiales
5) + increased payload / + carico utile maggiorato / + charge utile augmentée / + incremento de carga
6) + engine code N52N/N53 / + codice motore N52N/N53 / + moteur code N52N/N53 / + motor code N52N/N53
7) + increased payl./+engine co.N52N / + carico utile maggior./+codic.mot.N52N / + charge utile augmentée/+ moteur co.N52N / + incremento de carga/+motor co.N52N





BMW 3er Reihe/E91 Touring (05-12)

	325 i	155		01.12	05.12		03.0137-0305.2	650305			185 x 20
	325 i	160		06.05	05.12		03.0137-9062.2	669062			Einbausatz
	325 xi	160		06.05	05.12						
	330 d	170		06.05	05.12						
	330 d	180		09.08	05.12						
	330 i	190		06.05	05.12						
	330 i	200		09.07	05.12						
	330 xi	190		06.05	05.12						
	330 xi	200		09.07	05.12						
	335 d	210		09.06	05.12						
	335 i	225		09.06	05.12						
	335 xi	225		03.07	05.12						
	316 d	85		09.09	05.12	- erhöhte Zuladung ¹⁾	03.0137-0379.2	650379			161 x 20
	316i	90		09.09	05.12		03.0137-9062.2	669062			Einbausatz
	318 d	105		09.09	05.12						
	318 i			09.09	05.12						
	318 i	100		09.09	05.12						
	318 i	105		09.09	05.12						
320 d			09.09	05.12							
320 i			09.09	05.12							
320 i	125		09.09	05.12		03.0137-0379.2	650379		- Aktivlenkung ²⁾	161 x 20	
						03.0137-0305.2	650305		+ Aktivlenkung ³⁾	185 x 20	
						03.0137-9062.2	669062			Einbausatz	

BMW 3er Reihe/E92 Coupe (06-13)

	316 i	90		09.07	02.10		13.0460-7216.2	607216			23794 20,3 +/WE	ATE
	320 i	125		03.07	02.10		13.0470-7216.2	LD7216			23794 20,3 +/WE	ATE
	323 i			09.06	02.10		24.8190-0264.2	620264	1		Warnkontakt L=630mm	
	325 d	145		03.07	02.10							
	325 i	160		09.06	02.10	+ Motorcode N53 ⁴⁾						
	325 i	160		09.06	08.07	+ Motorcode N52N ⁵⁾						
	325 xi	160		09.06	08.07	+ Motorcode N52N ⁵⁾						
	316 i	90		03.10	06.13		13.0460-7216.2	607216			23794 20,3 +/WE	ATE
	318 i	105		03.10	06.13		13.0470-7216.2	LD7216			23794 20,3 +/WE	ATE
	320 i	125		03.10	06.13		24.8190-0284.2	620284	1		Warnkontakt L=650mm	
	323 i			03.10	06.13							
	325 d	145		03.10	06.13							
	325 i	160		03.10	06.13	+ Motorcode N53 ⁴⁾						
	330 i	200		09.06	02.10	+ Motorcode N52N ⁵⁾	13.0460-7216.2	607216			23794 20,3 +/WE	ATE
							13.0470-7216.2	LD7216			23794 20,3 +/WE	ATE
							24.8190-0264.2	620264	1		Warnkontakt L=630mm	
	330 i	200		03.10	06.13	+ Motorcode N52N ⁵⁾	13.0460-7216.2	607216			23794 20,3 +/WE	ATE
							13.0470-7216.2	LD7216			23794 20,3 +/WE	ATE
						24.8190-0284.2	620284	1		Warnkontakt L=650mm		
320 d	130		03.07	02.10		13.0460-7238.2	607238			23313 20,3 +/WE	ATE	
320 xd	130		03.07	02.10		13.0470-7238.2	LD7238			23313 20,3 +/WE	ATE	
325 i	160		09.07	02.10	+ Motorcode N52N ⁵⁾	24.8190-0267.2	620267	1		Warnkontakt L=679mm		
325 xi	160		09.07	02.10	+ Motorcode N52N ⁵⁾							
320 d	130		03.10	06.13		13.0460-7238.2	607238			23313 20,3 +/WE	ATE	
320 xd	130		03.10	06.13		13.0470-7238.2	LD7238			23313 20,3 +/WE	ATE	
325 i	160		03.10	06.13	+ Motorcode N52N ⁵⁾	24.8190-0287.2	620287	1		Warnkontakt L=723mm		
325 xi	160		03.10	06.13	+ Motorcode N52N ⁵⁾							
325 xi	160		09.06	02.10	+ Motorcode N53 ⁴⁾	13.0460-7216.2	607216			23794 20,3 +/WE	ATE	
						13.0470-7216.2	LD7216			23794 20,3 +/WE	ATE	
						24.8190-0266.2	620266	1		Warnkontakt L=840mm		
325 xi	160		03.10	06.13	+ Motorcode N53 ⁴⁾	13.0460-7216.2	607216			23794 20,3 +/WE	ATE	
						13.0470-7216.2	LD7216			23794 20,3 +/WE	ATE	
						24.8190-0286.2	620286	1		Warnkontakt L=867mm		
330 xi	200		09.06	02.10		13.0460-7216.2	607216			23794 20,3 +/WE	ATE	
						13.0470-7216.2	LD7216			23794 20,3 +/WE	ATE	
						24.8190-0266.2	620266	1		Warnkontakt L=840mm		
330 xi	200		03.10	06.13		13.0460-7216.2	607216			23794 20,3 +/WE	ATE	
						13.0470-7216.2	LD7216			23794 20,3 +/WE	ATE	
						24.8190-0286.2	620286	1		Warnkontakt L=867mm		
330 d	180		09.08	02.10		13.0460-7237.2	607237			24161 20,3 +/WE	ATE	
330 i	200		09.06	02.10	+ Motorcode N53 ⁴⁾	13.0470-7237.2	LD7237			24161 20,3 +/WE	ATE	
						13.0460-7238.2	607238			23313 20,3 +/WE	ATE	
						13.0470-7238.2	LD7238			23313 20,3 +/WE	ATE	
						24.8190-0267.2	620267	1		Warnkontakt L=679mm		
330 d	180		03.10	06.13		13.0460-7237.2	607237			24161 20,3 +/WE	ATE	
330 i	200		03.10	06.13	+ Motorcode N53 ⁴⁾	13.0470-7237.2	LD7237			24161 20,3 +/WE	ATE	
						13.0460-7238.2	607238			23313 20,3 +/WE	ATE	
						13.0470-7238.2	LD7238			23313 20,3 +/WE	ATE	
						24.8190-0287.2	620287	1		Warnkontakt L=723mm		
330 d	170		09.06	06.13		13.0460-7237.2	607237			24161 20,3 +/WE	ATE	
335 d	210		09.06	06.13		13.0470-7237.2	LD7237			24161 20,3 +/WE	ATE	
335 i	225		09.06	06.13		13.0460-7238.2	607238			23313 20,3 +/WE	ATE	
						13.0470-7238.2	LD7238			23313 20,3 +/WE	ATE	
						24.8190-0267.2	620267	1		Warnkontakt L=679mm		
330 xd	170		09.06	02.10		13.0460-7237.2	607237			24161 20,3 +/WE	ATE	
335 xi	225		09.07	02.10		13.0470-7237.2	LD7237			24161 20,3 +/WE	ATE	
						13.0460-7238.2	607238			23313 20,3 +/WE	ATE	
						13.0470-7238.2	LD7238			23313 20,3 +/WE	ATE	
						24.8190-0266.2	620266	1		Warnkontakt L=840mm		

¹⁾ - increased payload / - carico utile maggiorato / - charge utile augmentée / - incremento de carga

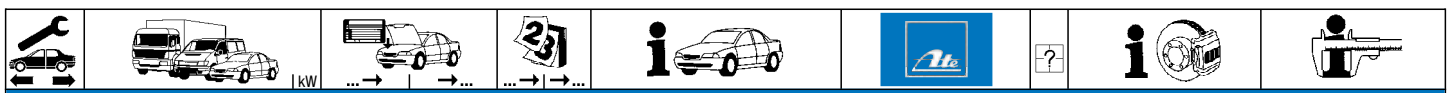
²⁾ - active steering / - sterzo attivo / - direction active / - dirección activa

³⁾ + active steering / + sterzo attivo / + direction active / + dirección activa

⁴⁾ + engine code N53 / + codice motore N53 / + moteur code N53 / + motor code N53

⁵⁾ + engine code N52N / + codice motore N52N / + moteur code N52N / + motor code N52N



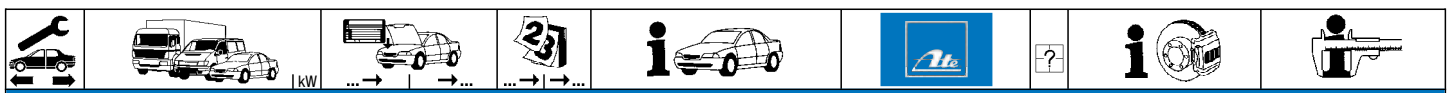


BMW 3er Reihe/E92 Coupe (06-13)

	330 xd	170		03.10	06.13	13.0460-7237.2	607237		24161 20,3 +/WE	ATE
	335 xi	225		03.10	06.13	13.0470-7237.2	LD7237		24161 20,3 +/WE	ATE
	M3			03.07	06.13	13.0460-7238.2	607238		23313 20,3 +/WE	ATE
						13.0470-7238.2	LD7238		23313 20,3 +/WE	ATE
						24.8190-0286.2	620286	1	Warnkontakt L=867mm	
						13.0460-7167.2	607167	1	23312 20,3 +/WE	ATE
						24.8190-0271.2	620271	1	Warnkontakt L=659mm	
						24.8190-0272.2	620272	1	Warnkontakt L=672mm	
	316 i	90		09.07	06.13	24.0124-0197.1	424197		300 24,0 22,4 V L +S +B	
	318 i	105		03.10	06.13	24.0324-0197.1	524197		300 24,0 21,6 V L +S +B PD	
	320 i	125		03.07	06.13					
	323 i			09.06	06.13					
	320 d	130		03.07	06.13	24.0124-0203.1	424203		312 23,9 22,4 V L +S +B	
	320 xd	130		03.07	06.13					
	325 i	160		09.07	06.13	+ Motorcode N52N ¹⁾				
	325 i	160		09.07	06.13	+ Motorcode N52N ¹⁾				
	325 d	145		03.07	06.13					
	325 i	160		09.06	06.13	+ Motorcode N53 ²⁾	24.0124-0200.1	424200	330 24,0 22,4 V L +S +B	
	325 i	160		09.06	08.07	+ Motorcode N52N ¹⁾	24.0324-0200.1	524200	330 24,0 21,6 V L +S +B PD	
	325 xi	160		09.06	06.13	+ Motorcode N53 ²⁾				
	325 xi	160		09.06	08.07	+ Motorcode N52N ¹⁾				
	330 i	200		09.06	06.13	+ Motorcode N52N ¹⁾				
	330 xi	200		09.06	06.13					
	330 d	170		09.06	06.13	24.0130-0192.1	430192		348 30,0 28,4 V L +S +B	
	330 d	180		09.08	06.13					
	330 i	200		09.06	06.13	+ Motorcode N53 ²⁾				
	330 xd	170		09.06	06.13					
	335 d	210		09.06	06.13					
	335 i	225		09.06	06.13					
	335 xi	225		09.07	06.13					
	316 i	90		09.07	06.13	24.0711-6198.3	360199	2	Radsensor L=660	
	318 i	105		03.10	06.13					
	320 i	125		03.07	06.13					
	320 d	130		03.07	06.13	24.0711-6241.3	360285	2	Radsensor L=660	
	323 i			09.06	06.13					
	325 d	145		03.07	06.13					
	325 i	160		09.06	06.13					
	330 d	170		09.06	06.13					
	330 d	180		09.08	06.13					
	330 i	200		09.06	06.13					
	335 d	210		09.06	06.13					
	335 i	225		09.06	06.13					
	335 i	225		09.06	06.13					
	M3			03.07	06.13	24.0711-6250.3	360311	2	Radsensor L=700	
	316 i	90		09.07	02.10	13.0460-2713.2	602713		23623 17,4 +/WE/Zub/S LUC	
						13.0470-2713.2	LD2713		23623 17,4 +/WE/Zub/S LUC	
						24.8190-0265.2	620265	1	Warnkontakt L=1086mm	
	316 i	90		03.10	06.13	13.0460-2713.2	602713		23623 17,4 +/WE/Zub/S LUC	
						13.0470-2713.2	LD2713		23623 17,4 +/WE/Zub/S LUC	
						24.8190-0285.2	620285	1	Warnkontakt L=1107mm	
	320 d	130		03.07	02.10	13.0460-7217.2	607217		23926 17,3 +/WE	ATE
	320 i	125		03.07	02.10	13.0470-7217.2	LD7217		23926 17,3 +/WE	ATE
	320 xd	130		03.07	02.10	24.8190-0265.2	620265	1	Warnkontakt L=1086mm	
	323 i			09.06	02.10					
	325 i	160		09.06	02.10					
	325 xi	160		09.06	02.10					
	318 i	105		03.10	06.13	13.0460-7217.2	607217		23926 17,3 +/WE	ATE
	320 d	130		03.10	06.13	13.0470-7217.2	LD7217		23926 17,3 +/WE	ATE
	320 i	125		03.10	06.13	24.8190-0285.2	620285	1	Warnkontakt L=1107mm	
	320 xd	130		03.10	06.13					
	323 i			03.10	06.13					
	325 i	160		03.10	06.13					
	325 xi	160		03.10	06.13					
	325 d	145		03.07	02.10	13.0460-7225.2	607225		23550 17,3 +/WE	ATE
	330 d	170		09.06	02.10	13.0470-7225.2	LD7225		23550 17,3 +/WE	ATE
	330 d	180		09.08	02.10	24.8190-0265.2	620265	1	Warnkontakt L=1086mm	
	330 i	200		09.06	02.10					
	330 xd	170		09.06	02.10					
	330 xi	200		09.06	02.10					
	335 d	210		09.06	02.10					
	335 i	225		09.06	02.10					
	335 xi	225		09.07	02.10					
	325 d	145		03.10	06.13	13.0460-7225.2	607225		23550 17,3 +/WE	ATE
	330 d	170		03.10	06.13	13.0470-7225.2	LD7225		23550 17,3 +/WE	ATE
	330 d	180		03.10	06.13	24.8190-0285.2	620285	1	Warnkontakt L=1107mm	
	330 i	200		03.10	06.13					
	330 xd	170		03.10	06.13					
	330 xi	200		03.10	06.13					
	335 d	210		03.10	06.13					
	335 i	225		03.10	06.13					
	335 xi	225		03.10	06.13					
	M3			03.07	02.10	13.0460-7169.2	607169		23309 17,3 +/WE	ATE
						13.0470-7169.2	LD7169		23309 17,3 +/WE	ATE
						24.8190-0265.2	620265	1	Warnkontakt L=1086mm	

¹⁾ + engine code N52N / + codice motore N52N / + moteur code N52N / + motor code N52N

²⁾ + engine code N53 / + codice motore N53 / + moteur code N53 / + motor code N53



BMW 3er Reihe/E92 Coupe (06-13)

	M3			03.10	06.13		13.0460-7169.2	607169			23309 17,3 +/WE	ATE
							13.0470-7169.2	LD7169			23309 17,3 +/WE	ATE
							24.8190-0285.2	620285	1		Warnkontakt L=1107mm	
	316 i	90		09.07	06.13		24.0110-0315.1	410315			296 10,4 8,9 L +S +B	
	318 i	105		03.10	06.13		24.0120-0195.1	420195			300 20,0 18,4 V L +S +B	
	320 d	130		03.07	06.13							
	320 i	125		03.07	06.13							
	323 i	125		09.06	06.13							
	325 i	160		09.06	06.13							
	320 xd	130		03.07	06.13		24.0120-0204.1	420204			300 20,0 18,4 V L +S +B	
	325 xi	160		09.06	06.13							
	325 d	145		03.07	06.13		24.0122-0236.1	422236			336 22,0 20,4 V L +S +B	
	330 d	170		09.06	06.13							
	330 d	180		09.08	06.13							
	330 i	200		09.06	06.13							
	330 xd	170		09.06	06.13							
	330 xi	200		09.06	06.13							
	335 d	210		09.06	06.13							
	335 i	225		09.06	06.13							
	335 xi	225		09.07	06.13							
	M3			03.07	06.13		24.0124-0231.2	424231		<input type="checkbox"/> zweiteilige Bremsscheibe 1)	350 24,0 22,4 V L +S	
							24.0124-0232.2	424232		<input type="checkbox"/> zweiteilige Bremsscheibe 1)	350 24,0 22,4 V L +S	
	316 i	90		09.07	06.13		24.0711-6158.3	360192	2	<input type="checkbox"/>	Radsensor L=954	
	318 i	105		03.10	06.13							
	320 d	130		03.07	06.13							
	320 d	130		03.07	06.13		24.0711-6188.3	360087	2	<input type="checkbox"/>	Radsensor L=954	
	323 i	125		09.06	06.13							
	325 i	160		09.06	06.13							
	325 d	145		03.07	06.13		24.0711-5280.3	360275	2	<input type="checkbox"/>	Radsensor L=959	
	330 d	170		09.06	06.13							
	330 d	180		09.08	06.13							
	330 i	200		09.06	06.13							
	335 d	210		09.06	06.13							
	335 i	225		09.06	06.13							
	M3			03.07	06.13							
	316 i	90		09.07	06.13		03.0137-0379.2	650379			161 x 20	
	318 i	105		03.10	06.13		03.0137-9265.2	669265			Einbausatz	
	320 d	130		03.07	06.13							
	320 i	125		03.07	06.13							
	323 i	125		09.06	06.13							
	325 d	145		03.07	06.13							
	325 i	160		09.06	06.13							
	320 xd	130		03.07	06.13		03.0137-0305.2	650305			185 x 20	
	325 xi	160		09.06	06.13		03.0137-9062.2	669062			Einbausatz	
	330 d	170		09.06	06.13							
	330 d	180		09.08	06.13							
	330 i	200		09.06	06.13							
	330 xd	170		09.06	06.13							
	330 xi	200		09.06	06.13							
	335 d	210		09.06	06.13							
	335 i	225		09.06	06.13							
	335 xi	225		09.07	06.13							
	M3			03.07	06.13							

BMW 3er Reihe/E93 Cabrio (07-)

	320 d	120		01.08	02.10		13.0460-7238.2	607238			23313 20,3 +/WE	ATE
	320 d	130		03.08	02.10		13.0470-7238.2	LD7238			23313 20,3 +/WE	ATE
	320 i	130		03.07	02.08		24.8190-0267.2	620267	1		Warnkontakt L=679mm	
	323 i	130		03.07	02.10							
	325 i	160		03.07	02.10	+ Motorcode N52N 2)						
	320 d	120		03.10			13.0460-7238.2	607238			23313 20,3 +/WE	ATE
	320 d	130		03.10			13.0470-7238.2	LD7238			23313 20,3 +/WE	ATE
	323 i	130		03.10			24.8190-0287.2	620287	1		Warnkontakt L=723mm	
	325 i	160		03.10		+ Motorcode N52N 2)						
	320 i	125		03.08	02.10		13.0460-7216.2	607216			23794 20,3 +/WE	ATE
	325 d	145		09.07	02.10		13.0470-7216.2	LD7216			23794 20,3 +/WE	ATE
	325 i	160		03.07	02.10	+ Motorcode N53 3)	24.8190-0264.2	620264	1		Warnkontakt L=630mm	
	330 i	200		03.07	02.10	+ Motorcode N52N 2)						
	318 i	105		03.10			13.0460-7216.2	607216			23794 20,3 +/WE	ATE
	320 i	125		03.10			13.0470-7216.2	LD7216			23794 20,3 +/WE	ATE
	325 d	145		03.10			24.8190-0284.2	620284	1		Warnkontakt L=650mm	
	325 d	150		03.10								
	325 i	160		03.10		+ Motorcode N53 3)						
	330 i	200		03.10		+ Motorcode N52N 2)						
	330 d	170		03.10		- erhöhte Zuladung 4)	13.0460-7216.2	607216			23794 20,3 +/WE	ATE
	330 i	200		03.10		- erhöhte Zuladung/ + Motorcode N53 5)	13.0470-7216.2	LD7216			23794 20,3 +/WE	ATE
							24.8190-0287.2	620287	1		Warnkontakt L=723mm	
	330 i	200		03.07	02.10	+ Motorcode N53 3)	13.0460-7237.2	607237			24161 20,3 +/WE	ATE
							13.0470-7237.2	LD7237			24161 20,3 +/WE	ATE
							13.0460-7238.2	607238			23313 20,3 +/WE	ATE
							13.0470-7238.2	LD7238			23313 20,3 +/WE	ATE
							24.8190-0267.2	620267	1		Warnkontakt L=679mm	



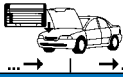




















1) two-piece brake disc / disco frenante in due parti / disque d.fr.en deux parties / disco de fr.de dos piezas

2) + engine code N52N / + codice motore N52N / + moteur code N52N / + motor code N52N

3) + engine code N53 / + codice motore N53 / + moteur code N53 / + motor code N53

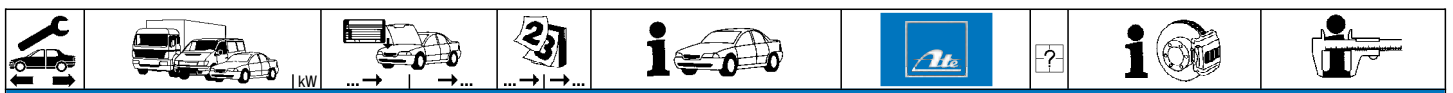
4) - increased payload / - carico utile maggiorato / - charge utile augmentée / - incremento de carga

5) - increased payl./+engine co.N53 / - carico utile maggior./+codic.mot.N53 / - charge utile augmentée/+ moteur co. N53 / - incremento de carga/+motor co.N53

									
BMW 3er Reihe/E93 Cabrio (07-)									
	330 d	170		03.07	02.10	13.0460-7237.2	607237	1	24161 20,3 +/WE ATE 24161 20,3 +/WE ATE 23313 20,3 +/WE ATE 23313 20,3 +/WE ATE Warnkontakt L=679mm
	335 i	225		03.07	02.10	13.0470-7237.2	LD7237		
	330 d	170		03.10	+ erhöhte Zuladung ¹⁾	13.0460-7237.2	607237	1	24161 20,3 +/WE ATE 24161 20,3 +/WE ATE 23313 20,3 +/WE ATE 23313 20,3 +/WE ATE Warnkontakt L=723mm
	330 i	200		03.10	+ erhöhte Zuladung/ + Motorcode N53 ²⁾	13.0470-7237.2	LD7237		
	335 i	225		03.10		13.0460-7238.2	607238		
	M3	309		03.08		13.0460-7167.2	607167	1  1 	23312 20,3 +/WE ATE Warnkontakt L=659mm Warnkontakt L=672mm
						24.8190-0271.2	620271		
							24.8190-0272.2		
	320 d	120		01.08		24.0124-0203.1	424203		312 23,9 22,4 V L +S +B
	320 d	130		03.08					
	320 i			03.07	02.08				
	323 i	130		03.07					
	325 i	160		03.07					
	318 i	105		03.10		24.0124-0197.1	424197		
	320 i			03.08		24.0324-0197.1	524197		
	325 d	145		09.07		24.0124-0200.1	424200		
	325 d	150		03.10		24.0324-0200.1	524200		
	325 i	160		03.07					
330 d	170		09.09						
330 i	200		03.07						
330 i	200		09.09						
330 d	170		03.07	08.09	24.0130-0192.1	430192		348 30,0 28,4 V L +S +B	
330 d	170		09.09						
330 i	200		03.07	08.09					
330 i	200		09.09						
335 i	225		03.07						
	318 i	105		03.10		24.0711-6198.3	360199	2  2 	Radsensor L=660 Radsensor L=660
	323 i	130		03.07		24.0711-6241.3	360285		
	325 d	145		09.07					
	325 d	150		03.10					
	325 i	160		03.07					
	330 d	170		03.07					
	330 i	200		03.07					
	335 i	225		03.07					
	320 d	120		01.08		24.0711-6198.3	360199		
	320 d	130		03.08		24.0711-6241.3	360285		
320 i			03.07						
M3	309		03.08		24.0711-6250.3	360311	2 	Radsensor L=700	
	320 d	120		01.08	02.10	13.0460-7217.2	607217	1	23926 17,3 +/WE ATE 23926 17,3 +/WE ATE Warnkontakt L=1086mm
	320 d	130		03.08	02.10	13.0470-7217.2	LD7217		
	320 i			03.07	02.10	24.8190-0265.2	620265		
	323 i	130		03.07	02.10				
	325 i	160		03.07	02.10				
	318 i	105		03.10		13.0460-7217.2	607217		
	320 d	120		03.10		13.0470-7217.2	LD7217		
	320 d	130		03.10		24.8190-0285.2	620285		
	320 i			03.10					
	325 i	160		03.10					
325 d	145		09.07	02.10	13.0460-7225.2	607225	1	23550 17,3 +/WE ATE 23550 17,3 +/WE ATE Warnkontakt L=1086mm	
330 d	170		03.07	02.10	13.0470-7225.2	LD7225			
330 i	200		03.07	02.10	24.8190-0265.2	620265			
335 i	225		03.07	02.10					
325 d	145		03.10		13.0460-7225.2	607225	1	23550 17,3 +/WE ATE 23550 17,3 +/WE ATE Warnkontakt L=1107mm	
325 d	150		03.10		13.0470-7225.2	LD7225			
330 d	170		03.10		24.8190-0285.2	620285			
330 i	200		03.10						
335 i	225		03.10						
M3	309		03.08	02.10	13.0460-7169.2	607169	1	23309 17,3 +/WE ATE 23309 17,3 +/WE ATE Warnkontakt L=1086mm	
					13.0470-7169.2	LD7169			
					24.8190-0265.2	620265			
M3	309		03.10		13.0460-7169.2	607169	1	23309 17,3 +/WE ATE 23309 17,3 +/WE ATE Warnkontakt L=1107mm	
					13.0470-7169.2	LD7169			
					24.8190-0285.2	620285			
	320 d	120		01.08		24.0120-0204.1	420204		300 20,0 18,4 V L +S +B
	320 d	130		03.08					
	320 i			03.07	08.09				
	323 i	130		03.07					
	325 i	160		03.07					
	318 i	105		03.10		24.0120-0195.1	420195		
	320 i			09.09					
	325 d	145		09.07		24.0122-0236.1	422236		
	325 d	150		03.10					
	330 d	170		03.07					
330 i	200		03.07						
335 i	225		03.07						
M3	309		03.08		24.0124-0231.2	424231	 zweiteilige Bremsscheibe ⁹⁾  zweiteilige Bremsscheibe ⁹⁾	350 24,0 22,4 V L +S 350 24,0 22,4 V L +S	
					24.0124-0232.2	424232			

¹⁾ + increased payload / + carico utile maggiorato / + charge utile augmentée / + incremento de carga
²⁾ + increased payload/+engine co.N53 / + carico utile maggior./+codic.mot.N53 / + charge utile augmentée/+moteur co.N53 / + incremento de carga/+motor co.N53
³⁾ + engine code N52N / + codice motore N52N / + moteur code N52N / + motor code N52N
⁴⁾ + engine code N53 / + codice motore N53 / + moteur code N53 / + motor code N53
⁵⁾ - increased payload / - carico utile maggiorato / - charge utile augmentée / - incremento de carga
⁶⁾ - increased payload/+engine co.N53 / - carico utile maggior./+codic.mot.N53 / - charge utile augmentée/+ moteur co.N53 / - incremento de carga/+motor co.N53

⁷⁾ - active steering / - sterzo attivo / - direction active / - dirección activa
⁸⁾ + active steering / + sterzo attivo / + direction active / + dirección activa
⁹⁾ two-piece brake disc / disco frenante in due parti / disque d.fr.en deux parties / disco de fr.de dos piezas



BMW 3er Reihe/E93 Cabrio (07-)

	318 i	105	03.10		24.0711-6158.3	360192	2		Radsensor L=954
	320 i		09.09						
	320 i		03.07	08.09	24.0711-5169.3	360266	2		Radsensor L=959
	320 d	130	03.08		24.0711-5169.3	360266	2	- Aktivlenkung ¹⁾	Radsensor L=959
					24.0711-5280.3	360275	2	+ Aktivlenkung ²⁾	Radsensor L=959
	323 i	130	03.07		24.0711-5280.3	360275	2		Radsensor L=959
	325 d	145	09.07						
	325 d	150	03.10						
	325 i	160	03.07						
	330 d	170	03.07						
330 i	200	03.07							
335 i	225	03.07							
M3	309	03.08							
	318 i	105	03.10		03.0137-0379.2	650379			161 x 20
	320 i		09.09		03.0137-9265.2	669265			Einbausatz
	320 d	120	01.08		03.0137-0305.2	650305			185 x 20
	320 d	130	03.08		03.0137-9062.2	669062			Einbausatz
	320 i		03.07	08.09					
	323 i	130	03.07						
	325 d	145	09.07						
	325 d	150	03.10						
	325 i	160	03.07						
	330 d	170	03.07						
	330 i	200	03.07						
	335 i	225	03.07						
	M3	309	03.08						

BMW 3er Reihe/F30 Limousine (12-)

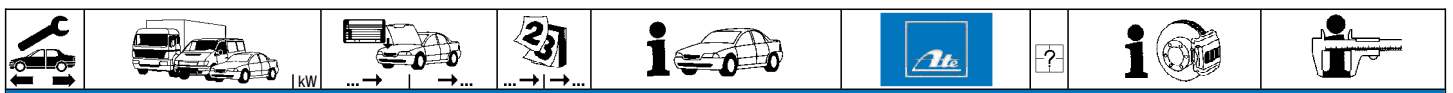
	316 d	85	02.12		24.8190-0006.2	620006	1		Warnkontakt L=675mm	
	316 i	100	11.12							
	318 d	105	02.12							
	320 d ed	120	02.12							
	320 i	135	02.12							
	xDrive 318 d	105	05.13							
	xDrive 320 i	135	02.12							
	320 i ed	125	11.12		24.8190-0006.2	620006	1		Warnkontakt L=675mm	
	320 d	135	02.12		13.0460-3857.2	603857	1	- M Sportbremse ³⁾	25199 19,6 +/WE BOS	
	328 i	180	02.12		24.8190-0006.2	620006	1		Warnkontakt L=675mm	
	xDrive 320 d	135	02.12							
	325 d	160	04.13		13.0460-3857.2	603857	1	- M Sportbremse ³⁾	25199 19,6 +/WE BOS	
	xDrive 328 i	180	02.12		24.8190-0006.2	620006	1		Warnkontakt L=675mm	
	xDrive 330 d	190	03.13							
	330 d	190	07.12		24.8190-0006.2	620006	1		Warnkontakt L=675mm	
	335 i	225	02.12							
	ActiveHybrid 3	225	07.12							
	xDrive 335 d	230	07.13							
	xDrive 335 i	225	02.12							
		316 d	85	02.12		13.0460-3859.2	603859	1	- M Sportbremse ³⁾	25307 17,5 +/WE BOS
		316 i	100	11.12		24.8190-0007.2	620007	1		Warnkontakt L=1045mm
		318 d	105	02.12						
		320 d	135	02.12						
		320 i	135	02.12						
		325 d	160	04.13						
		328 i	180	02.12						
		xDrive 318 d	105	05.13						
		xDrive 320 d	135	02.12						
xDrive 320 i		135	02.12							
xDrive 328 i		180	02.12							
xDrive 330 d		190	03.13							
320 d ed		120	02.12		13.0460-3859.2	603859	1		25307 17,5 +/WE BOS	
320 i ed		125	11.12		24.8190-0007.2	620007	1		Warnkontakt L=1045mm	
330 d	190	07.12		24.8190-0007.2	620007	1		Warnkontakt L=1045mm		
335 i	225	02.12								
ActiveHybrid 3	225	07.12								
xDrive 335 d	230	07.13								
xDrive 335 i	225	02.12								
	316 d	85	02.12		24.0120-0237.1	420237		- M Sportbremse ³⁾	300 20,0 18,4 V L +S +B	
	316 i	100	11.12							
	318 d	105	02.12							
	320 d	135	02.12							
	320 i	135	02.12							
	325 d	160	04.13							
	320 d ed	120	02.12		24.0120-0237.1	420237			300 20,0 18,4 V L +S +B	
320 i ed	125	11.12								
	316 d	85	02.12		03.0137-0379.2	650379			161 x 20	
	316 i	100	11.12		03.0137-9265.2	669265			Einbausatz	
	318 d	105	02.12							
	320 d	135	02.12							
	320 d ed	120	02.12							
	320 i	135	02.12							
	320 i ed	125	11.12							
	325 d	160	04.13							
328 i	180	02.12		+ Motorcode N26 ⁴⁾	03.0137-0379.2	650379		161 x 20		
					03.0137-9062.2	669062		Einbausatz		

¹⁾ - active steering / - sterzo attivo / - direction active / - dirección activa

²⁾ + active steering / + sterzo attivo / + direction active / + dirección activa

³⁾ - M sport brake / - M freno sportivo / - M frein de sport / - M freno deportiva

⁴⁾ + engine code N26 / + codice motore N26 / + moteur code N26 / + motor code N26



BMW 3er Reihe/F30 Limousine (12-)

	328 i	180	02.12	+ Motorcode N20 ¹⁾	03.0137-0305.2	650305			185 x 20
	330 d	190	07.12		03.0137-9062.2	669062			Einbausatz
	335 i	225	02.12						
	ActiveHybrid 3	225	07.12						
	xDrive 318 d	105	05.13						
	xDrive 320 d	135	02.12						
	xDrive 320 i	135	02.12						
	xDrive 328 i	180	02.12						
	xDrive 330 d	190	03.13						
	xDrive 335 d	230	07.13						
	xDrive 335 i	225	02.12						

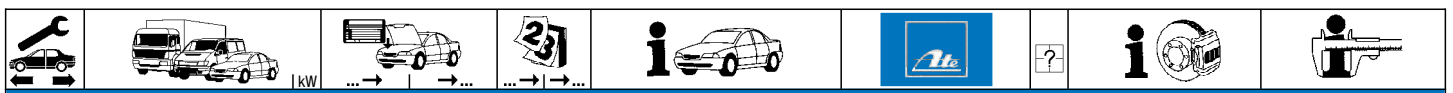
BMW 3er Reihe/F31 Touring (12-)

	316 d	85	05.12		24.8190-0006.2	620006	1		Warnkontakt L=675mm
	316 i	100	03.13						
	318 d	105	05.12						
	320 d	120	05.12						
	320 d	135	05.12						
	320 i	135	05.12						
	xDrive 318 d	105	05.13						
	xDrive 320 d	135	03.13						
	xDrive 320 i	135	03.13						
	325 d	160	04.13		13.0460-3857.2	603857		- M Sportbremse ²⁾	25199 19,6 +/WE BOS
	328 i	180	05.12		24.8190-0006.2	620006	1		Warnkontakt L=675mm
	330 d	190	05.12						
	xDrive 328 i	180	03.13						
	xDrive 330 d	190	03.13						
	316 d	85	05.12		24.8190-0006.2	620006	1		Warnkontakt L=675mm
	316 i	100	03.13						
	318 d	105	05.12						
	320 i	135	05.12						
	xDrive 318 d	105	05.13						
	xDrive 320 i	135	03.13						
	320 d ed	120	05.12		13.0460-3857.2	603857		+ Start/Stop-Anlage ³⁾	25199 19,6 +/WE BOS
	320 d	120	05.12		24.8190-0006.2	620006	1		Warnkontakt L=675mm
	320 d	135	05.12		13.0460-3857.2	603857		- M Sportbremse ²⁾	25199 19,6 +/WE BOS
	xDrive 320 d	135	03.13		24.8190-0006.2	620006	1		Warnkontakt L=675mm
	320 d	120	05.12		24.8190-0006.2	620006	1		Warnkontakt L=675mm
	320 d	135	05.12						
	325 d	160	05.12						
	xDrive 320 d	135	03.13						
	335 i	225	03.13		24.8190-0006.2	620006	1		Warnkontakt L=675mm
	xDrive 335 i	225	03.13						
	316 d	85	05.12		24.8190-0007.2	620007	1		Warnkontakt L=1045mm
	316 i	100	03.13						
	318 d	105	05.12						
	320 d	120	05.12						
	320 d	135	05.12						
	320 i	135	05.12						
	325 d	160	05.12						
	328 i	180	05.12						
	330 d	190	05.12						
	335 i	225	03.13						
	xDrive 318 d	105	05.13						
	xDrive 320 d	135	03.13						
	xDrive 320 i	135	03.13						
	xDrive 328 i	180	03.13						
	xDrive 330 d	190	03.13						
	xDrive 335 i	225	03.13						
	316 d	85	05.12		13.0460-3859.2	603859		- M Sportbremse ²⁾	25307 17,5 +/WE BOS
	316 i	100	03.13		24.8190-0007.2	620007	1		Warnkontakt L=1045mm
	318 d	105	05.12						
	320 d	120	05.12						
	320 d	135	05.12						
	320 i	135	05.12						
	325 d	160	04.13						
	328 i	180	05.12						
	xDrive 318 d	105	05.13						
	xDrive 320 d	135	03.13						
	xDrive 320 i	135	03.13						
	xDrive 328 i	180	03.13						
	320 d ed	120	05.12		13.0460-3859.2	603859			25307 17,5 +/WE BOS
	320 d	120	05.12		24.8190-0007.2	620007	1		Warnkontakt L=1045mm
	320 d	135	05.12						
	325 d	160	04.13						
	xDrive 320 d	135	03.13						
	330 d	190	05.12		24.8190-0007.2	620007	1		Warnkontakt L=1045mm
	335 i	225	03.13						
	xDrive 330 d	190	03.13						
	xDrive 335 i	225	03.13						

¹⁾ + engine code N20 / + codice motore N20 / + moteur code N20 / + motor code N20

²⁾ - M sport brake / - M freno sportivo / - M frein de sport / - M freno deportiva

³⁾ + idling stop system / + dispositivo start/stop / + unité marche/arrêt / + unidad arranque/paro



BMW 3er Reihe/F31 Touring (12-)

	316 d 316 i 318 d 320 i	85 100 105 135	05.12 03.13 05.12 05.12		24.0120-0237.1	420237		- M Sportbremse ¹⁾	300 20,0 18,4 V L +S +B
	316 d 316 i 318 d 320 i	85 100 105 135	05.12 03.13 05.12 05.12		03.0137-0379.2 03.0137-9265.2	650379 669265			161 x 20 Einbausatz
	320 d 320 d 320 d ed 325 d 328 i 330 d 335 i xDrive 318 d xDrive 320 d xDrive 320 i xDrive 328 i xDrive 330 d xDrive 335 i	120 135 120 160 180 190 225 105 135 135 180 190 225	05.12 05.12 05.12 04.13 05.12 05.12 03.13 05.13 03.13 03.13 03.13 03.13 03.13		03.0137-0305.2 03.0137-9062.2	650305 669062			185 x 20 Einbausatz

BMW 3er Reihe/F34 GT (13-)

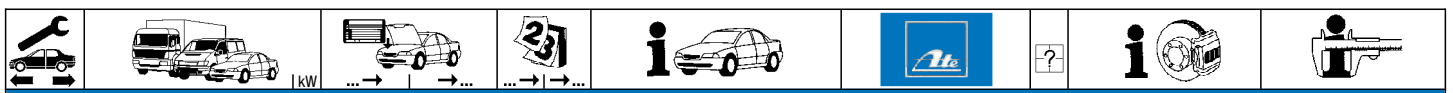
	318 d 320 i xDrive 320 i xDrive 328 i	105 135 135 180	03.13 03.13 03.13 03.13		24.8190-0006.2	620006	1		Warnkontakt L=675mm
	320 d xDrive 320 d	135 135	03.13 03.13		13.0460-3857.2 24.8190-0006.2	603857 620006	1	- M Sportbremse ¹⁾	25199 19,6 +/WE BOS Warnkontakt L=675mm
	325 d 328 i	160 180	03.13 03.13		13.0460-3857.2 24.8190-0006.2	603857 620006	1	- M Sportbremse ¹⁾	25199 19,6 +/WE BOS Warnkontakt L=675mm
	335 i xDrive 335 i	225 225	03.13 03.13		24.8190-0006.2	620006	1		Warnkontakt L=675mm
	318 d 320 d 320 i 325 d 328 i xDrive 320 d xDrive 320 i xDrive 328 i	105 135 135 160 180 135 135 180	03.13 03.13 03.13 03.13 03.13 03.13 03.13 03.13		13.0460-3859.2 24.8190-0007.2	603859 620007	1	- M Sportbremse ¹⁾	25307 17,5 +/WE BOS Warnkontakt L=1045mm
	335 i xDrive 335 i	225 225	03.13 03.13		24.8190-0007.2	620007	1		Warnkontakt L=1045mm
	325 d	160	03.13		24.0120-0237.1	420237		- M Sportbremse ¹⁾	300 20,0 18,4 V L +S +B
	318 d 320 d 320 i 325 d 328 i 335 i	105 135 135 160 180 225	03.13 03.13 03.13 03.13 03.13 03.13		03.0137-0305.2 03.0137-9062.2	650305 669062			185 x 20 Einbausatz
	xDrive 320 d xDrive 320 i xDrive 328 i xDrive 335 i	135 135 180 225	03.13 03.13 03.13 03.13						

BMW 4er Reihe/F32 Coupe (13-)

	420 d 420 d xDrive 428 i 428 i xDrive 430 d	135 135 180 180 190	07.13 07.13 07.13 07.13 07.13	- M Sportbremse ¹⁾ - M Sportbremse ¹⁾ - M Sportbremse ¹⁾ - M Sportbremse ¹⁾ - M Sportbremse ¹⁾	13.0460-3857.2 24.8190-0006.2	603857 620006	1		25199 19,6 +/WE BOS Warnkontakt L=675mm
	420 i 420 i xDrive	135 135	07.13 07.13	- M Sportbremse ¹⁾ - M Sportbremse ¹⁾	24.8190-0006.2	620006	1		Warnkontakt L=675mm
	420 d 420 d xDrive 420 i 420 i xDrive 435 d xDrive 435 i 435 i xDrive	135 135 135 135 230 225 225	07.13 07.13 07.13 07.13 07.13 07.13 07.13	+ M Sportbremse ²⁾ + M Sportbremse ²⁾ + M Sportbremse ²⁾ + M Sportbremse ²⁾ - M Sportbremse ¹⁾ - M Sportbremse ¹⁾ - M Sportbremse ¹⁾	24.8190-0006.2	620006	1		Warnkontakt L=675mm
	428 i 428 i xDrive 430 d 435 d xDrive 435 i 435 i xDrive	180 180 190 230 225 225	07.13 07.13 07.13 07.13 07.13 07.13	+ M Sportbremse ²⁾ + M Sportbremse ²⁾ + M Sportbremse ²⁾ + M Sportbremse ²⁾ + M Sportbremse ²⁾ + M Sportbremse ²⁾	24.8190-0006.2	620006	1		Warnkontakt L=675mm
	420 d 420 d xDrive 420 i 420 i xDrive 428 i 428 i xDrive	135 135 135 135 180 180	07.13 07.13 07.13 07.13 07.13 07.13	- M Sportbremse ¹⁾ - M Sportbremse ¹⁾ - M Sportbremse ¹⁾ - M Sportbremse ¹⁾ - M Sportbremse ¹⁾ - M Sportbremse ¹⁾	13.0460-3859.2 24.8190-0007.2	603859 620007	1		25307 17,5 +/WE BOS Warnkontakt L=1045mm
	430 d	190	07.13	- M Sportbremse ¹⁾	24.8190-0007.2	620007	1		Warnkontakt L=1045mm

¹⁾ - M sport brake / - M freno sportivo / - M frein de sport / - M freno deportiva
²⁾ + M sport brake / + M freno sportivo / + M frein de sport / + M freno deportiva





BMW 4er Reihe/F32 Coupe (13-)



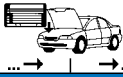











	435 d xDrive	230	07.13	- M Sportbremse ¹⁾	24.8190-0007.2	620007	1		Warnkontakt L=1045mm
	435 i	225	07.13	- M Sportbremse ¹⁾					
	435 i xDrive	225	07.13	- M Sportbremse ¹⁾					
	420 d	135	07.13	+ M Sportbremse ²⁾					
	420 d xDrive	135	07.13	+ M Sportbremse ²⁾					
	420 i	135	07.13	+ M Sportbremse ²⁾					
	420 i xDrive	135	07.13	+ M Sportbremse ²⁾					
	428 i	180	07.13	+ M Sportbremse ²⁾					
	428 i xDrive	180	07.13	+ M Sportbremse ²⁾					
	430 d	190	07.13	+ M Sportbremse ²⁾					
435 d xDrive	230	07.13	+ M Sportbremse ²⁾						
435 i	225	07.13	+ M Sportbremse ²⁾						
435 i xDrive	225	07.13	+ M Sportbremse ²⁾						
	420 d	135	07.13	- M Sportbremse ¹⁾	24.0120-0237.1	420237			300 20,0 18,4 V L +S +B
	420 i	135	07.13	- M Sportbremse ¹⁾					
	420 d	135	07.13		03.0137-0379.2	650379			161 x 20 Einbausatz
	420 i	135	07.13						
	420 d xDrive	135	07.13						
	420 i xDrive	135	07.13						
	428 i	180	07.13						
	428 i xDrive	180	07.13						
	430 d	190	07.13						
	435 d xDrive	230	07.13						
	435 i	225	07.13						
	435 i xDrive	225	07.13						
					03.0137-9265.2	669265			
					03.0137-0305.2	650305			185 x 20 Einbausatz
					03.0137-9062.2	669062			

BMW 5er Reihe/E34 (88-96)

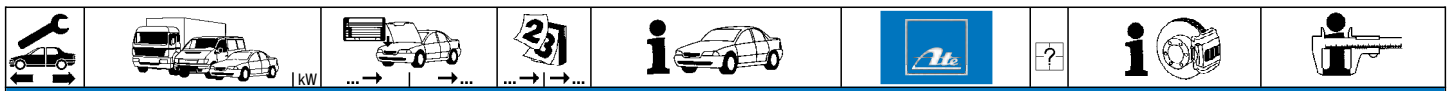
	518 i		04.89	09.95	13.0460-6033.2	606033	1		20968 20,3 +/WE Warnkontakt L=235mm
	518 i Touring		03.93	11.96					
	520 i	95	01.88	09.90					
	520 i 24V	110	03.89	09.95					
	520 i Touring	110	11.91	11.96					
	524 td	85	03.88	08.91					
	525 i	125	01.88	09.90					
	525 i 24V	141	09.89	09.95					
	525 i Touring	141	11.91	11.96					
	525 td	85	04.93	09.95					
	525 td Touring	85	03.93	11.96					
	525 tds	105	09.91	09.95					
	525 tds Touring	105	12.91	11.96					
	530 i	138	01.88	09.95					
	530 i V8	160	03.92	09.95					
	530 i V8 Touring	160	05.92	11.96					
	535 i	155	01.88	09.95					
	540 i Touring	210	05.93	11.96					
	540 i V8	210	03.92	09.95					
	M5 3.6	232	10.88	09.95					
M5 3.8	250	03.92	05.94						
525 ix	141	04.91	09.95	13.0460-6033.2	606033	1		20968 20,3 +/WE Warnkontakt L=311mm	
525 ix Touring	141	02.92	11.96						
M5 3.8	250	03.92	09.95	13.0460-9037.2	609037	1		20309 17,9 /WE Warnkontakt L=235mm	
M5 Touring	250	09.94	11.96						
	518 i		04.89	09.95	24.0112-0124.1	412124			302 12,0 10,4 L +S +B
	518 i Touring		03.93	11.96					
	520 i	95	01.88	09.90					
	520 i 24V	110	03.89	09.95					
	524 td	85	03.88	08.91					
	525 td	85	04.93	09.95					
	525 tds	105	09.91	09.95					
	520 i	95	01.88	09.90					
	520 i 24V	110	03.89	09.95					
	520 i Touring	110	11.91	11.96					
	525 i	125	01.88	09.90					
	525 i 24V	141	09.89	09.95					
	525 i Touring	141	11.91	11.96					
	525 td Touring	85	03.93	11.96					
	525 tds Touring	105	12.91	11.96					
	530 i	138	01.88	09.95					
	530 i V8	160	03.92	09.95					
	530 i V8 Touring	160	05.92	11.96					
535 i	155	01.88	09.95						
525 ix	141	04.91	09.95	24.0128-0122.1	428122			296 28,0 26,4 V L +B	
525 ix Touring	141	02.92	11.96						
540 i Touring	210	05.93	11.96	24.0128-0101.1	428101			302 28,0 26,4 V L +B	
540 i V8	210	03.92	09.95						
	518 i		04.89	09.95	13.0460-3803.2	603803	1		20995 17,3 +/WE Warnkontakt L=235mm
	518 i Touring		03.93	11.96					
	520 i	95	01.88	09.90					
	520 i 24V	110	03.89	09.95					
	520 i Touring	110	11.91	11.96					
	524 td	85	03.88	08.91					
	525 i	125	01.88	09.90					
	525 i 24V	141	09.89	09.95					
	525 i Touring	141	11.91	11.96					
	525 ix	141	04.91	09.95					

1) - M sport brake / - M freno sportivo / - M frein de sport / - M freno deportiva
2) + M sport brake / + M freno sportivo / + M frein de sport / + M freno deportiva
3) - authority cars / - enti statali / - véhicule communal / - vehiculos oficiales
4) + authority cars / + enti statali / + véhicule communal / + vehiculos oficiales



									
BMW 5er Reihe/E34 (88-96)									
	525 ix Touring	141	02.92	11.96	13.0460-3803.2	603803		20995 17,3 +/WE	ATE
	525 td	85	04.93	09.95	24.8190-0214.2	620214	1	Warnkontakt L=235mm	
	525 td Touring	85	03.93	11.96					
	525 tds	105	09.91	09.95					
	525 tds Touring	105	12.91	11.96					
	530 i	138	01.88	09.95					
	530 i V8	160	03.92	09.95					
	530 i V8 Touring	160	05.92	11.96					
	535 i	155	01.88	09.95					
	540 i Touring	210	05.93	11.96					
	540 i V8	210	03.92	09.95					
	M5 3.6	232	10.88	09.95					
	M5 3.8	250	03.92	05.94					
	M5 3.8	250	06.94	09.95	24.8190-0214.2	620214	1	Warnkontakt L=235mm	
	M5 Touring	250	09.94	11.96					
	518 i		04.89	09.95	24.0110-0117.1	410117		300 10,0 8,4 L +S +B	
	518 i Touring		03.93	11.96	24.0310-0117.1	510117		300 10,0 7,6 L +S +B PD	
	520 i	95	01.88	09.90					
	520 i 24V	110	03.89	09.95					
	520 i Touring	110	11.91	11.96					
	524 td	85	03.88	08.91					
	525 i	125	01.88	09.90					
	525 i 24V	141	09.89	09.95					
	525 i Touring	141	11.91	11.96					
	525 td	85	04.93	09.95					
	525 td Touring	85	03.93	11.96					
	525 tds	105	09.91	09.95					
	525 tds Touring	105	12.91	11.96					
	530 i	138	01.88	09.95					
	530 i V8	160	03.92	09.95					
	530 i V8 Touring	160	05.92	11.96					
	535 i	155	01.88	09.95					
	M5 3.6	232	10.88	09.89					
	525 ix	141	04.91	09.95	24.0110-0262.1	410262		300 10,0 8,4	
	525 ix Touring	141	02.92	11.96					
	540 i Touring	210	05.93	11.96	24.0120-0181.1	420181		300 20,0 18,4 V L +B	
	540 i V8	210	03.92	09.95					
	M5 3.6	232	10.89	09.95					
	M5 3.8	250	03.92	05.94					
	518 i		04.89	08.91	03.0137-0152.2	650152		250 x 42 HEB	
					03.0137-9077.2	669077		Einbausatz	
	518 i		04.89	09.95	03.0137-0150.2	650150		180 x 25	
	518 i Touring		03.93	11.96	03.0137-9062.2	669062		Einbausatz	
	520 i	95	01.88	09.90					
	520 i 24V	110	03.89	09.95					
	520 i Touring	110	11.91	11.96					
	524 td	85	03.88	08.91					
	525 i	125	01.88	09.90					
	525 i 24V	141	09.89	09.95					
	525 i Touring	141	11.91	11.96					
	525 ix	141	04.91	09.95					
	525 ix Touring	141	02.92	11.96					
	525 td	85	04.93	09.95					
	525 td Touring	85	03.93	11.96					
	525 tds	105	09.91	09.95					
	525 tds Touring	105	12.91	11.96					
	530 i	138	01.88	09.95					
	530 i V8	160	03.92	09.95					
	530 i V8 Touring	160	05.92	11.96					
	535 i	155	01.88	09.95					
	540 i Touring	210	05.93	11.96					
	540 i V8	210	03.92	09.95					
	M5 3.6	232	10.88	09.95					
	M5 3.8	250	10.88	09.95					
	M5 Touring	250	09.94	11.96					
BMW 5er Reihe/E39 (96-03)									
	520 d	100	04.00	07.03	13.0460-7089.2	607089		21677 20,3 +/WE	ATE
	520 d Touring	100	04.00	07.03	13.0470-7089.2	LD7089		21677 20,3 +/WE	ATE
	520 i		03.96	07.03	24.8190-0219.2	620219	1	Warnkontakt L=764mm	
	520 i Touring		05.97	07.03					
	523 i	125	12.95	09.00					
	523 i Touring	125	05.97	09.00					
	525 d	120	04.00	07.03					
	525 d Touring	120	04.00	07.03					
	525 i	141	10.00	07.03					
	525 i Touring	141	10.00	07.03					
	525 td	85	01.97	09.00					
	525 tds	105	02.96	09.00					
	525 tds Touring	105	06.98	09.00					
	528 i	142	12.95	09.00					
	528 i Touring	142	05.97	09.00					
	530 d		09.98	09.00					
	530 d Touring		09.98	09.00					

1) - authority cars / - enti statali / - véhicule communal / - vehiculos oficiales
















BMW 5er Reihe/E39 (96-03)

	535 i		05.96	08.97		13.0460-7089.2	607089	1		21677 20,3 +/WE	ATE
	520 d	100	04.00	07.03	+ Behörde 1)	13.0460-7078.2	607078			21486 19,3 +/WE	ATE
	520 d Touring	100	04.00	07.03	+ Behörde 1)	13.0470-7078.2	LD7078			21486 19,3 +/WE	ATE
	520 i		03.96	07.03	+ Behörde 1)	24.8190-0219.2	620219	1		Warnkontakt L=764mm	
	520 i Touring		05.97	07.03	+ Behörde 1)						
	525 d	120	04.00	07.03	+ Behörde 1)						
	525 d Touring	120	04.00	07.03	+ Behörde 1)						
	525 i	141	10.00	07.03	+ Behörde 1)						
	525 i Touring	141	10.00	07.03	+ Behörde 1)						
	530 d		10.00	07.03							
	530 d Touring		10.00	07.03							
	530 i	170	10.00	07.03							
	530 i Touring	170	10.00	07.03							
	540 i	210	05.96	07.03							
	540 i Touring	210	05.97	07.03							
	535 i		09.97	07.03		13.0460-7078.2	607078			21486 19,3 +/WE	ATE
						24.8190-0219.2	620219	1		Warnkontakt L=764mm	
	M5	294	10.98	07.03	- (USA)	13.0460-7078.2	607078			21486 19,3 +/WE	ATE
						24.8190-0219.2	620219	1		Warnkontakt L=764mm	
	520 d	100	04.00	07.03	- Behörde 2)	24.0122-0159.1	422159			296 22,0 20,4 V L +S +B	
	520 d Touring	100	04.00	07.03	- Behörde 2)	24.0322-0159.1	522159			296 22,0 19,6 V L +S +B PD	
	520 i		03.96	07.03	- Behörde 2)						
	520 i Touring		05.97	07.03	- Behörde 2)						
	523 i	125	12.95	09.00							
	523 i Touring	125	05.97	09.00							
	525 d	120	04.00	07.03	- Behörde 2)						
	525 d Touring	120	04.00	07.03	- Behörde 2)						
	525 i	141	10.00	07.03	- Behörde 2)						
	525 i Touring	141	10.00	07.03	- Behörde 2)						
	525 td	85	01.97	09.00							
	525 tds	105	02.96	09.00							
	525 tds Touring	105	06.98	09.00							
	528 i	142	12.95	09.00							
	528 i Touring	142	05.97	09.00							
	530 d		09.98	09.00							
	530 d Touring		09.98	09.00							
	535 i		05.96	08.97							
	535 i		09.97	02.00		24.0130-0101.1	430101			324 30,0 28,4 V L +S +B	
	540 i	210	05.96	02.00							
	540 i Touring	210	05.97	02.00							
	520 d	100	04.00	07.03	+ Behörde 1)	24.0130-0107.1	430107			324 29,9 28,4 V L +S +B	
	520 d Touring	100	04.00	07.03	+ Behörde 1)	24.0330-0107.1	530107			324 29,9 27,6 V L +S +B PD	
	520 i		03.96	07.03	+ Behörde 1)						
	520 i Touring		05.97	07.03	+ Behörde 1)						
	525 d	120	04.00	07.03	+ Behörde 1)						
	525 d Touring	120	04.00	07.03	+ Behörde 1)						
	525 i	141	10.00	07.03	+ Behörde 1)						
	525 i Touring	141	10.00	07.03	+ Behörde 1)						
	530 d		10.00	07.03							
	530 d Touring		10.00	07.03							
	530 i	170	10.00	07.03							
	530 i Touring	170	10.00	07.03							
	535 i		03.00	07.03							
	540 i	210	03.00	07.03							
	540 i Touring	210	03.00	07.03							
	M5	294	10.98	07.03	- (USA)	24.0132-0161.2	432161			345 32,0 30,4 V L +S	
						24.0132-0162.2	432162			345 32,0 30,4 V L +S	
	520 i		03.96	08.98		24.0710-2001.1	360208	2		Radsensor L=635	
	520 i Touring		05.97	08.98							
	523 i	125	12.95	08.98							
	523 i Touring	125	05.97	08.98							
	525 td	85	01.97	08.98							
	525 tds	105	02.96	08.98							
	525 tds Touring	105	06.98	08.98							
	528 i	142	12.95	08.98							
	528 i Touring	142	05.97	08.98							
	535 i		05.96	08.98							
	540 i	210	05.96	08.98							
	540 i Touring	210	05.97	08.98							
	520 d	100	04.00	07.03		24.0710-2002.1	360209	2		Radsensor L=661	
	520 i		09.98	07.03							
	523 i	125	09.98	09.00							
	525 d	120	04.00	07.03							
	525 i	141	10.00	07.03							
	525 td	85	09.98	09.00							
	525 tds	105	09.98	09.00							
	528 i	142	09.98	09.00							
	530 d		09.98	07.03							
	530 i	170	10.00	07.03							
	535 i		09.98	07.03							
	540 i	210	09.98	07.03							
	M5	294	10.98	07.03							
	520 d Touring	100	04.00	07.03		24.0710-2002.1	360209	2		Radsensor L=661	
	520 i Touring		09.98	07.03							
	523 i Touring	125	09.98	09.00							

1) + authority cars / + enti statali / + véhicule communal / + vehiculos oficiales

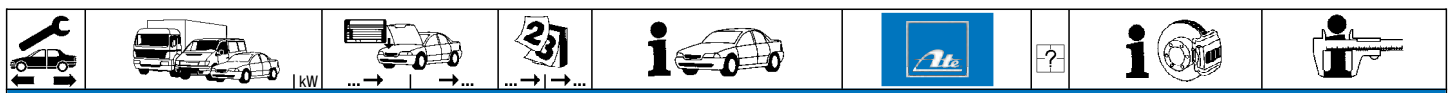
2) - authority cars / - enti statali / - véhicule communal / - vehiculos oficiales

3) two-piece brake disc/ with ABE / disco frenante in due parti/ con ABE / disque d.fr.en deux parties/ avec ABE / disco de fr.de dos piezas/ con ABE

								
BMW 5er Reihe/E39 (96-03)								
	525 d Touring 120 525 i Touring 141 525 tds Touring 105 528 i Touring 142 530 d Touring 170 530 i Touring 210 540 i Touring 210		04.00 07.03 10.00 07.03 09.98 09.00 09.98 09.00 09.98 07.03 10.00 07.03 09.98 07.03		24.0710-2002.1 360209	2		Radsensor L=661
	520 d 100 520 i 125 523 i 120 525 d 141 525 i 85 525 tds 105 528 i 142 530 d 170 530 i 210 535 i 210 540 i 210		04.00 07.03 03.96 07.03 12.95 09.00 04.00 07.03 10.00 07.03 01.97 09.00 02.96 09.00 12.95 09.00 09.98 07.03 10.00 07.03 05.96 07.03 05.96 07.03		13.0460-7090.2 607090 13.0470-7090.2 LD7090 24.8190-0218.2 620218	1		21691 17,3 +/WE ATE 21691 17,3 +/WE ATE Warnkontakt L=545mm
	520 d Touring 100 520 i Touring 125 523 i Touring 120 525 d Touring 141 525 i Touring 105 525 tds Touring 142 528 i Touring 170 530 d Touring 210 530 i Touring 210 M5 294		04.00 07.03 05.97 07.03 05.97 09.00 04.00 07.03 10.00 07.03 06.98 09.00 05.97 09.00 09.98 07.03 10.00 07.03 05.97 07.03 10.98 07.03		13.0460-7090.2 607090 13.0470-7090.2 LD7090 24.8190-0222.2 620222	1		21691 17,3 +/WE ATE 21691 17,3 +/WE ATE Warnkontakt L=1090mm 21487 17,3 +/WE ATE
	520 d 100 520 i 125 523 i 85 525 td 105 525 tds 105		04.00 07.03 - Behörde 1) 03.96 07.03 - Behörde 1) 12.95 08.98 - Behörde 1) 01.97 09.00 - Behörde 1) 02.96 09.00 - Behörde 1)		24.0110-0227.1 410227 24.0310-0227.1 510227			298 10,0 8,4 L +S +B 298 10,0 7,6 L +S +B PD
	520 d 100 520 d Touring 100 520 i 125 520 i Touring 125 523 i 125 523 i Touring 125 525 d 120 525 d Touring 141 525 i 141 525 i Touring 85 525 td 105 525 tds 105 525 tds Touring 142 528 i 142 528 i Touring 170 530 d 170 530 d Touring 170 530 i 210 530 i Touring 210 535 i 210 540 i 210 540 i Touring 210		04.00 07.03 + Behörde 2) 04.00 07.03 + Behörde 2) 03.96 07.03 + Behörde 2) 05.97 07.03 + Behörde 2) 12.95 08.98 + Behörde 2) 09.98 09.00 + Behörde 2) 05.97 09.00 + Behörde 2) 04.00 07.03 + Behörde 2) 10.00 07.03 + Behörde 2) 10.00 07.03 + Behörde 2) 01.97 09.00 + Behörde 2) 02.96 09.00 + Behörde 2) 06.98 09.00 + Behörde 2) 12.95 09.00 + Behörde 2) 05.97 09.00 + Behörde 2) 09.98 07.03 + Behörde 2) 09.98 07.03 + Behörde 2) 10.00 07.03 + Behörde 2) 10.00 07.03 + Behörde 2) 05.96 07.03 + Behörde 2) 05.96 07.03 + Behörde 2) 05.97 07.03 + Behörde 2)		24.0120-0154.1 420154 24.0320-0154.1 520154			298 20,0 18,4 V L +S +B 298 20,0 17,6 V L +S +B PD
	520 i 125 523 i 85 525 td 105 525 tds 142 528 i 142 535 i 210 540 i 210		03.96 08.98 12.95 08.98 01.97 08.98 02.96 08.98 12.95 08.98 05.96 08.98 05.96 08.98		24.0710-2007.1 360214	2		Radsensor L=830
	520 d 100 520 i 125 523 i 120 525 d 141 525 i 85 525 tds 105 528 i 142 530 d 170 530 i 210 535 i 210 M5 294		04.00 07.03 09.98 07.03 09.98 09.00 04.00 07.03 10.00 07.03 09.98 09.00 09.98 09.00 09.98 07.03 10.00 07.03 09.98 07.03 09.98 07.03 10.98 07.03		24.0710-2009.1 360216	2		Radsensor L=859
	520 i Touring 125 523 i Touring 105 525 tds Touring 142 528 i Touring 210 540 i Touring 210		05.97 08.98 05.97 08.98 06.98 08.98 05.97 08.98 05.97 08.98		24.0710-2004.1 360211	2		Radsensor L=970
	520 d Touring 100 520 i Touring 125 523 i Touring 120 525 d Touring 141 525 i Touring 85 525 tds Touring 105 528 i Touring 142		04.00 07.03 09.98 07.03 09.98 09.00 04.00 07.03 10.00 07.03 09.98 09.00 09.98 09.00 09.98 07.03		24.0710-2010.1 360217	2		Radsensor L=999

1) - authority cars / - enti statali / - véhicule communal / - vehiculos oficiales
2) + authority cars / + enti statali / + véhicule communal / + vehiculos oficiales





BMW 5er Reihe/E39 (96-03)

	525 d Touring	120		04.00	07.03		24.0710-2010.1	360217	2		Radsensor L=999
	525 i Touring	141		10.00	07.03						
	525 tds Touring	105		09.98	09.00						
	528 i Touring	142		09.98	09.00						
	530 d Touring			09.98	07.03						
	530 i Touring	170		10.00	07.03						
	540 i Touring	210		09.98	07.03						
	520 d	100		04.00	07.03		03.0137-0305.2	650305			185 x 20
	520 d Touring	100		04.00	07.03		03.0137-9062.2	669062			Einbausatz
	520 i			03.96	07.03						
	520 i Touring			05.97	07.03						
	523 i	125		12.95	09.00						
	523 i Touring	125		05.97	09.00						
	525 d	120		04.00	07.03						
	525 d Touring	120		04.00	07.03						
	525 i	141		10.00	07.03						
	525 i Touring	141		10.00	07.03						
	525 td	85		01.97	09.00						
	525 tds	105		02.96	09.00						
	525 tds Touring	105		06.98	09.00						
	528 i	142		12.95	09.00						
	528 i Touring	142		05.97	09.00						
	530 d			09.98	07.03						
	530 d Touring			09.98	07.03						
	530 i	170		10.00	07.03						
	530 i Touring	170		10.00	07.03						
	535 i			05.96	07.03						
	540 i	210		05.96	07.03						
	540 i Touring	210		05.97	07.03						
	M5	294		10.98	07.03		03.0137-0419.2	650419			185 x 30
							03.0137-9288.2	669288			Einbausatz

BMW 5er Reihe/E60 Limousine (03-10)

	520 d			07.05	02.10	- Behörde ¹⁾	13.0460-7176.2	607176			23794 20,3 +/WE	ATE
	520 i			07.03	03.05	+ Schaltgetriebe ²⁾	13.0470-7176.2	LD7176			23794 20,3 +/WE	ATE
	523 i	130		07.05	03.07	- Behörde ¹⁾	24.8190-0273.2	620273	1		Warnkontakt L=662mm	
	523 i	140		03.07	02.10	- Behörde/ + Motorcode N52N ³⁾						
	525 d			10.03	03.07	- Behörde ¹⁾						
	525 i	141		07.03	06.05	- Behörde ¹⁾						
	525 i	160		03.07	02.10	- Behörde/ + Motorcode N52N ³⁾						
	520 d			07.05	02.10	+ Behörde ⁴⁾	13.0460-7167.2	607167			23312 20,3 +/WE	ATE
	520 d	130		09.07	02.10		13.0470-7167.2	LD7167			23312 20,3 +/WE	ATE
	520 i			07.03	03.05	+ Automatikgetriebe ⁵⁾	24.8190-0273.2	620273	1		Warnkontakt L=662mm	
	523 i	130		07.05	03.07	+ Behörde ⁴⁾						
	523 i	140		03.07	02.10	+ Behörde/ + Motorcode N52N ⁶⁾						
	523 i	140		03.07	02.10	+ Motorcode N53 ⁷⁾						
	525 d			10.03	03.07	+ Behörde ⁴⁾						
	525 d	145		03.07	02.10							
	525 i	141		07.03	06.05	+ Behörde ⁴⁾						
	525 i	160		07.05	03.07							
	525 i	160		03.07	02.10	+ Behörde/ + Motorcode N52N ⁶⁾						
	525 i	160		03.07	02.10	+ Motorcode N53 ⁷⁾						
	525 xd	145		03.07	02.10							
	525 xi	160		07.05	02.10							
	530 d	160		07.03	08.05							
	530 d	170		07.03	03.07							
	530 d	173		03.07	02.10							
	530 i	170		07.03	03.05							
	530 i	190		07.05	03.07							
	530 i	200		01.07	02.10							
	530 xd	170		07.05	03.07							
	530 xd	173		03.07	02.10							
	530 xi	190		07.05	03.07							
	530 xi	200		03.07	02.10							
	530 d	160		07.03	08.05		13.0460-7167.2	607167			23312 20,3 +/WE	ATE
	530 d	170		07.03	03.07		24.8190-0273.2	620273	1		Warnkontakt L=662mm	
	530 d	173		03.07	02.10							
	530 i	170		07.03	03.05							
	530 i	190		07.05	03.07							
	530 i	200		01.07	02.10							
	530 xd	170		07.05	03.07							
	530 xd	173		03.07	02.10							
	530 xi	190		07.05	03.07							
	530 xi	200		03.07	02.10							
	540 i	225		07.05	03.07		13.0460-7167.2	607167			23312 20,3 +/WE	ATE
	540 i	225		03.07	02.10	- erhöhte Zuladung ⁸⁾	24.8190-0273.2	620273	1		Warnkontakt L=662mm	
	545 i	245		07.03	08.05							
	550 i	270		03.07	02.10	+ (SA)						
	535 d	200		09.04	03.07		13.0460-7210.2	607210			23791 20,8 +/WE	ATE
	535 d	210		03.07	02.10		13.0470-7210.2	LD7210			23791 20,8 +/WE	ATE
	540 i	225		03.07	02.10	+ erhöhte Zuladung ⁹⁾	24.8190-0273.2	620273	1		Warnkontakt L=662mm	
	550 i	270		07.05	03.07		13.0460-7210.2	607210			23791 20,8 +/WE	ATE
	550 i	270		03.07	02.10	- (SA)	24.8190-0273.2	620273	1		Warnkontakt L=662mm	
	M5	373		09.04	02.10							

¹⁾ - authority cars / - enti statali / - véhicule communal / - vehiculos oficiales

²⁾ + manual transmission / + scatola cambio velocità / + transmission mécanique / + cambio de velocidad

³⁾ - authority cars/+engine co. N52N / - enti statali/+codice mot.N52N / - véhicule communal/+moteur co.N52N / - vehiculos oficiales/+motor co.N52N

⁴⁾ + authority cars / + enti statali / + véhicule communal / + vehiculos oficiales


⁵⁾ + autom.transmission / + scatola cambio automatico / + transmission automatique / + cambio automatico

⁶⁾ + authority cars/+engine no.N52N / + enti statali/+codice mot.N52N / + véhicule communal/+moteur co.N52N / + vehiculos oficiales/+motor co.N52N

⁷⁾ + engine code N53 / + codice motore N53 / + moteur code N53 / + motor code N53

⁸⁾ - increased payload / - carico utile maggiorato / - charge utile augmentée / - incremento de carga

⁹⁾ + increased payload / + carico utile maggiorato / + charge utile augmentée / + incremento de carga



BMW 5er Reihe/E60 Limousine (03-10)

	520 d		07.05	02.10	- Behörde ¹⁾	24.0124-0181.1	424181			310 24,0 22,4 V L +S +B
	520 i		07.03	03.05	+ Schaltgetriebe ²⁾	24.0324-0181.1	524181			310 24,0 21,6 V L +S +B PD
	523 i	130	07.05	03.07	- Behörde ¹⁾					
	523 i	140	03.07	02.10	- Behörde/ + Motorcode N52N ³⁾					
	525 d		10.03	03.07	- Behörde ¹⁾					
	525 i	141	07.03	06.05	- Behörde ¹⁾					
	525 i	160	03.07	02.10	- Behörde/ + Motorcode N52N ³⁾					
	520 d		07.05	02.10	+ Behörde ⁴⁾	24.0130-0173.1	430173			324 30,0 28,4 V L +S +B
	520 d	130	09.07	02.10		24.0330-0173.1	530173			324 30,0 27,6 V L +S +B PD
	520 i		07.03	03.05	+ Automatikgetriebe ⁵⁾					
	523 i	130	07.05	03.07	+ Behörde ⁴⁾					
	523 i	140	03.07	02.10	+ Behörde/ + Motorcode N52N ⁶⁾					
	523 i	140	03.07	02.10	+ Motorcode N53 ⁷⁾					
	525 d		10.03	03.07	+ Behörde ⁴⁾					
	525 d	145	03.07	02.10	- Behörde ¹⁾					
	525 i	141	07.03	06.05	+ Behörde ⁴⁾					
	525 i	160	07.05	03.07						
	525 i	160	03.07	02.10	+ Behörde/ + Motorcode N52N ⁶⁾					
	525 i	160	03.07	02.10	- Behörde/ + Motorcode N53 ⁸⁾					
	525 xd	145	03.07	02.10						
	525 xi	160	07.05	02.10						
	530 d	160	07.03	08.05	- Behörde ¹⁾					
	530 d	170	07.03	03.07	- Behörde ¹⁾					
	530 d	173	03.07	02.10	- Behörde ¹⁾					
	530 i	170	07.03	03.05						
	530 i	190	07.05	03.07	- Behörde ¹⁾					
	530 i	200	01.07	02.10	- Behörde/ + Motorcode N52N ³⁾					
	530 xd	170	07.05	03.07						
	530 xd	173	03.07	02.10						
	530 xi	190	07.05	03.07						
	530 xi	200	03.07	02.10						
	525 d	145	03.07	02.10	+ Behörde ⁴⁾	24.0130-0186.2	430186		zweiteilige Bremsscheibe ⁹⁾	348 30,0 28,4 V L +S +B
	525 i	160	03.07	02.10	+ Behörde/ + Motorcode N53 ¹⁰⁾					
	530 d	160	07.03	08.05	+ Behörde ⁴⁾					
	530 d	170	07.03	03.07	+ Behörde ⁴⁾					
	530 d	173	03.07	02.10	+ Behörde ⁴⁾					
	530 i	190	07.05	03.07	+ Behörde ⁴⁾					
	530 i	200	01.07	02.10	+ Behörde/ + Motorcode N52N ⁶⁾					
	530 i	200	01.07	02.10	+ Motorcode N53 ⁷⁾					
	540 i	225	07.05	03.07						
	540 i	225	03.07	02.10	- erhöhte Zuladung ¹¹⁾					
	545 i	245	07.03	08.05						
	550 i	270	03.07	02.10	+ ^(SA)					
	535 d	200	09.04	03.07		24.0136-0106.2	436106		zweiteilige Bremsscheibe ⁹⁾	348 36,0 34,4 V L +S +B
	550 i	270	07.05	03.07						
	535 d	210	03.07	02.10		24.0136-0106.2	436106		zweiteilige Bremsscheibe ⁹⁾	348 36,0 34,4 V L +S +B
	540 i	225	03.07	02.10	+ erhöhte Zuladung ¹²⁾					
	550 i	270	03.07	02.10	- ^(SA)					
	M5	373	09.04	02.10		24.0136-0117.2	436117		zweiteilige Bremsscheibe ⁹⁾	374 36,0 34,4 V L +S
						24.0136-0116.2	436116		zweiteilige Bremsscheibe ⁹⁾	374 36,0 34,4 V L +S
	M5	373	09.04	02.10		24.0711-6142.3	360135	2		Radsensor L=577
	520 d		07.05	02.10		13.0460-7174.2	607174			23732 17,3 +/WE ATE
	520 d	130	09.07	02.10		13.0470-7174.2	LD7174			23732 17,3 +/WE ATE
	520 i		07.03	03.05		24.8190-0274.2	620274	1		Warnkontakt L=664mm
	523 i	130	07.05	03.07						
	523 i	140	03.07	02.10						
	525 d		10.03	03.07						
	525 d	145	03.07	02.10	- Behörde ¹⁾					
	525 i	141	07.03	06.05						
	525 i	160	07.05	03.07						
	525 i	160	03.07	02.10	+ Motorcode N52N					
	525 i	160	03.07	02.10	- Behörde/ + Motorcode N53 ⁸⁾					
	525 xd	145	03.07	02.10						
	525 xi	160	07.05	02.10						
	530 d	160	07.03	08.05	- Behörde ¹⁾					
	530 d	170	07.03	03.07	- Behörde ¹⁾					
	530 d	173	03.07	02.10	- Behörde ¹⁾					
	530 i	170	07.03	03.05						
	530 i	190	07.05	03.07	- Behörde ¹⁾					
	530 i	200	01.07	02.10	- Behörde/ + Motorcode N52N ³⁾					
	530 xd	170	07.05	03.07						
	530 xd	173	03.07	02.10						
	530 xi	190	07.05	03.07						
	530 xi	200	03.07	02.10						
	525 d	145	03.07	02.10	+ Behörde ⁴⁾	13.0460-7169.2	607169			23309 17,3 +/WE ATE
	525 i	160	03.07	02.10	+ Behörde/ + Motorcode N53 ¹⁰⁾	13.0470-7169.2	LD7169			23309 17,3 +/WE ATE
	530 d	160	07.03	08.05	+ Behörde ⁴⁾	24.8190-0274.2	620274	1		Warnkontakt L=664mm
	530 d	170	07.03	03.07	+ Behörde ⁴⁾					
	530 d	173	03.07	02.10	+ Behörde ⁴⁾					
	530 i	190	07.05	03.07	+ Behörde ⁴⁾					
	530 i	200	01.07	02.10	+ Behörde/ + Motorcode N52N ⁶⁾					
	530 i	200	01.07	02.10	+ Motorcode N53 ⁷⁾					
	535 d	200	09.04	03.07						
	535 d	210	03.07	02.10						

¹⁾ - authority cars / - enti statali / - véhicule communal / - vehiculos oficiales

²⁾ + manual transmission / + scatola cambio velocità / + transmission mécanique / + cambio de velocidad

³⁾ - authority cars/+engine co.N52N / - enti statali/+codice mot.N52N / - véhicule communal/+moteur co.N52N / - vehiculos oficiales/+motor co.N52N

⁴⁾ + authority cars / + enti statali / + véhicule communal / + vehiculos oficiales

⁵⁾ + autom.transmission / + scatola cambio automatico / + transmission automatique / + cambio automático

⁶⁾ + authority cars/+engine no.N52N / + enti statali/+codice mot.N52N / + véhicule communal/+moteur co.N52N / + vehiculos oficiales/+motor co.N52N

⁷⁾ + engine code N53 / + codice motore N53 / + moteur code N53 / + motor code N53

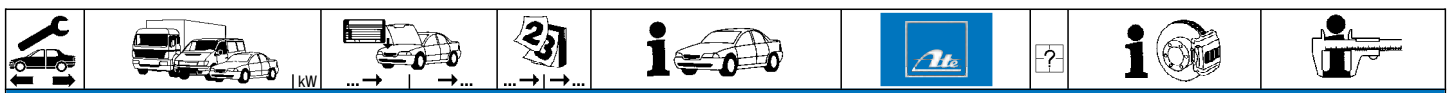
⁸⁾ - authority cars/+engine co.N53 / - enti statali/+codice mot.N53 / - véhicule communal/+moteur co.N53 / - vehiculos oficiales/+motor co.N53

⁹⁾ two-piece brake disc / disco frenante in due parti / disque d.fr.en deux parties / disco de fr.de dos piezas

¹⁰⁾ + authority cars/+engine no.N53 / + enti statali/+codice mot.N53 / + véhicule communal/+moteur co.N53 / + vehiculos oficiales/+motor co.N53

¹¹⁾ - increased payload / - carico utile maggiorato / - charge utile augmentée / - incremento de carga

¹²⁾ + increased payload / + carico utile maggiorato / + charge utile augmentée / + incremento de carga



BMW 5er Reihe/E60 Limousine (03-10)

	540 i 545 i 550 i M5	225 245 270 373		07.05 02.10 07.03 08.05 07.05 02.10 09.04 02.10		13.0460-7169.2 13.0470-7169.2 24.8190-0274.2	607169 LD7169 620274	1		23309 17,3 +WE 23309 17,3 +WE Warnkontakt L=664mm	ATE ATE
	520 d 520 d 520 i 523 i 523 i 525 d 525 d 525 i 525 i 525 i 525 i 530 d 530 d 530 d 530 i 530 i 530 i 530 i	130 130 140 145 141 160 160 160 160 160 160 170 173 170 173 190 200		07.05 02.10 09.07 02.10 07.03 03.05 07.05 03.07 03.07 02.10 10.03 03.07 03.07 02.10 07.03 06.05 07.05 03.07 03.07 02.10 03.07 02.10 07.03 08.05 07.03 03.07 03.07 02.10 07.03 03.05 07.05 03.07 01.07 02.10	- Behörde 1) + Motorcode N52N 2) - Behörde/ + Motorcode N53 3) - Behörde 1) - Behörde 1) - Behörde 1) - Behörde 1) - Behörde 1) - Behörde/ + Motorcode N52N 4)	24.0120-0183.1	420183			320 20,0 18,4 V L +S +B	
	525 xd 525 xi 530 xd 530 xd 530 xi 530 xi	145 160 170 173 190 200		03.07 02.10 07.05 02.10 07.05 03.07 03.07 02.10 07.05 03.07 03.07 02.10		24.0120-0213.1	420213			320 20,0 18,4 V L +S +B	
	525 d 525 i 530 d 530 d 530 d 530 i 530 i 530 i 530 i 535 d 535 d 540 i 545 i 550 i M5	145 160 160 170 173 190 200 200 200 200 210 225 245 270 373		03.07 02.10 03.07 02.10 07.03 08.05 07.03 03.07 03.07 02.10 07.05 03.07 01.07 02.10 01.07 02.10 09.04 03.07 03.07 02.10 07.05 02.10 07.03 08.05 07.05 02.10	+ Behörde 5) + Behörde/ + Motorcode N53 7) + Behörde 5) + Behörde 5) + Behörde 5) + Behörde 5) + Behörde/ + Motorcode N52N 8) + Motorcode N53 9)	24.0124-0201.2	424201		zweiteilige Bremsscheibe 6)	345 24,0 22,4 V L +S +B	
	M5	373		07.03 02.10		24.0124-0235.2 24.0124-0234.2	424235 424234		zweiteilige Bremsscheibe 6) zweiteilige Bremsscheibe 6)	370 24,0 22,4 V L +S 370 24,0 22,4 V L +S	
	M5	373		09.04 02.10		24.0711-5162.3	360170	2		Radsensor L=719	
	520 d 520 d 520 i 523 i 523 i 525 d 525 d 525 i 525 i 525 xd 525 xi 530 d 530 d 530 d 530 i 530 i 530 i 530 i 530 xd 530 xd 530 xi 530 xi 535 d 535 d 540 i 545 i 550 i M5	130 130 140 145 141 160 160 160 160 170 173 170 170 173 190 190 200 200 170 173 190 200 200 210 225 245 270 373		07.05 02.10 09.07 02.10 07.03 03.05 07.05 03.07 03.07 02.10 10.03 03.07 03.07 02.10 07.03 06.05 07.05 02.10 03.07 02.10 07.05 02.10 07.03 08.05 07.03 03.07 03.07 02.10 07.03 03.05 07.05 03.07 01.07 02.10 07.05 03.07 03.07 02.10 03.07 02.10 09.04 03.07 03.07 02.10 07.05 02.10 07.03 08.05 07.05 02.10 09.04 02.10		03.0137-0419.2 03.0137-9288.2	650419 669288			185 x 30 Einbausatz	

BMW 5er Reihe/E61 Touring (04-10)

	520 d 520 d 520 i 523 i 523 i 525 d 525 d 525 i 525 i	110 120 125 130 140 120 130 141 160		09.05 05.10 07.05 05.10 06.04 05.10 07.05 03.07 03.07 05.10 12.04 05.10 05.04 03.07 05.04 03.05 03.07 05.10	- Behörde 1) - Behörde 1) - Behörde 1) - Behörde 1) - Behörde/ + Motorcode N52N 4) - Behörde 1) - Behörde 1) - Behörde/ + Motorcode N52N 4)	13.0460-7176.2 13.0470-7176.2 24.8190-0273.2	607176 LD7176 620273	1		23794 20,3 +WE 23794 20,3 +WE Warnkontakt L=662mm	ATE ATE
	520 d 520 d 520 d	110 120 130		09.05 05.10 07.05 05.10 09.07 05.10	+ Behörde 5) + Behörde 5)	13.0460-7167.2 13.0470-7167.2 24.8190-0273.2	607167 LD7167 620273	1		23312 20,3 +WE 23312 20,3 +WE Warnkontakt L=662mm	ATE ATE

1) - authority cars / - enti statali / - véhicule communal / - vehiculos oficiales

2) + engine code N52N / + codice motore N52N / + moteur code N52N / + motor code N52N

3) - authority cars/+engine co.N53 / - enti statali/+codice mot.N53 / - véhicule communal/+moteur co.N53 / - vehiculos oficiales/+motor co.N53

4) - authority cars/+engine co. N52N / - enti statali/+codice mot.N52N / - véhicule communal/+moteur co.N52N / - vehiculos oficiales/+motor co.N52N

5) + authority cars / + enti statali / + véhicule communal / + vehiculos oficiales

6) two-piece brake disc / disco frenante en due parti / disque d.fr.en deux parties / disco de fr.de dos piezas

7) + authority cars/+engine no.N53 / + enti statali/+codice mot.N53 / + véhicule communal/+moteur co.N53 / + vehiculos oficiales/+motor co.N53

8) + authority cars/+engine no.N52N / + enti statali/+codice mot.N52N / + véhicule communal/+moteur co.N52N / + vehiculos oficiales/+motor co.N52N

9) + engine code N53 / + codice motore N53 / + moteur code N53 / + motor code N53



BMW 5er Reihe/E61 Touring (04-10)

	520 i	125		06.04	05.10	+ Behörde ¹⁾	13.0460-7167.2	607167	1		23312 20,3 +WE 23312 20,3 +WE Warnkontakt L=662mm	ATE ATE				
	523 i	130		07.05	03.07	+ Behörde ¹⁾	13.0470-7167.2	LD7167								
	523 i	140		03.07	05.10	+ Behörde/ + Motorcode N52N ²⁾	24.8190-0273.2	620273								
	523 i	140		03.07	05.10	+ Motorcode N53 ³⁾										
	525 d	120		12.04	05.10											
	525 d	130		05.04	03.07	+ Behörde ¹⁾										
	525 d	145		03.07	05.10											
	525 i	141		05.04	03.05	+ Behörde ¹⁾										
	525 i	160		07.05	03.07											
	525 i	160		03.07	05.10	+ Behörde/ + Motorcode N52N ²⁾										
	525 i	160		03.07	05.10	+ Motorcode N53 ³⁾										
	525 xd	145		03.07	05.10											
	525 xi	160		07.05	05.10											
	530 d	160		05.04	08.05											
	530 d	170		07.05	03.07											
	530 d	173		03.07	05.10											
	530 i	190		07.05	03.07											
	530 i	200		03.07	05.10											
	530 xd	170		07.05	03.07											
	530 xd	173		03.07	05.10											
530 xi	190		07.05	03.07												
530 xi	200		03.07	05.10												
545 i	245		05.04	08.05		13.0460-7167.2	607167	1		23312 20,3 +WE Warnkontakt L=662mm	ATE ATE					
550 i	270		03.07	05.10	+ (USA)	24.8190-0273.2	620273									
535 d	200		09.04	03.07		13.0460-7210.2	607210	1		23791 20,8 +WE 23791 20,8 +WE Warnkontakt L=662mm	ATE ATE					
535 d	210		03.07	05.10		13.0470-7210.2	LD7210									
						24.8190-0273.2	620273									
550 i	270		07.05	03.07		13.0460-7210.2	607210	1		23791 20,8 +WE Warnkontakt L=662mm	ATE					
550 i	270		03.07	05.10	- (USA)	24.8190-0273.2	620273									
M5	373		02.07	05.10		13.0460-7210.2	607210	1		23791 20,8 +WE Warnkontakt L=662mm Warnkontakt L=674mm	ATE					
						24.8190-0273.2	620273									
						24.8190-0276.2	620276									
	520 d	110		09.05	05.10	- Behörde ⁴⁾	24.0124-0181.1	424181			310 24,0 22,4 V L +S +B 310 24,0 21,6 V L +S +B PD					
	520 d	110		09.05	05.10	- Behörde ⁴⁾	24.0324-0181.1	524181								
	520 d	120		07.05	05.10	- Behörde ⁴⁾										
	520 i	125		06.04	05.10	- Behörde ⁴⁾										
	523 i	130		07.05	03.07	- Behörde ⁴⁾										
	523 i	140		03.07	05.10	- Behörde/ + Motorcode N52N ⁵⁾										
	525 d	120		12.04	05.10											
	525 d	130		05.04	03.07	- Behörde ⁴⁾										
	525 i	141		05.04	03.05	- Behörde ⁴⁾										
	525 i	160		03.07	05.10	- Behörde/ + Motorcode N52N ⁵⁾										
	520 d	110		09.09	05.10	+ Behörde ¹⁾	24.0130-0173.1	430173							324 30,0 28,4 V L +S +B 324 30,0 27,6 V L +S +B PD	
	520 d	120		07.05	05.10	+ Behörde ¹⁾	24.0330-0173.1	530173								
	520 d	130		09.07	05.10											
	520 i	125		06.04	05.10	+ Behörde ¹⁾										
	523 i	130		07.05	03.07	+ Behörde ¹⁾										
	523 i	140		03.07	05.10	+ Behörde/ + Motorcode N52N ²⁾										
	523 i	140		03.07	05.10	+ Motorcode N53 ³⁾										
	525 d	120		12.04	05.10											
	525 d	130		05.04	03.07	+ Behörde ¹⁾										
	525 d	145		03.07	05.10	- Behörde ⁴⁾										
525 i	141		05.04	03.05	+ Behörde ¹⁾											
525 i	160		07.05	03.07												
525 i	160		03.07	05.10	+ Behörde/ + Motorcode N52N ²⁾											
525 i	160		03.07	05.10	- Behörde/ + Motorcode N53 ⁶⁾											
525 xd	145		03.07	05.10												
525 xi	160		07.05	05.10												
530 d	160		05.04	08.05	- Behörde ⁴⁾											
530 d	170		07.05	03.07	- Behörde ⁴⁾											
530 d	173		03.07	05.10	- Behörde ⁴⁾											
530 i	190		07.05	03.07												
530 i	200		03.07	05.10	- Behörde/ + Motorcode N52N ⁵⁾											
530 xd	170		07.05	03.07												
530 xd	173		03.07	05.10												
530 xi	190		07.05	03.07												
530 xi	200		03.07	05.10												
525 d	145		03.07	05.10	+ Behörde ¹⁾	24.0130-0186.2	430186			348 30,0 28,4 V L +S +B						
525 i	160		03.07	05.10	+ Behörde/ + Motorcode N53 ⁸⁾											
530 d	160		05.04	08.05	+ Behörde ¹⁾											
530 d	170		07.05	03.07	+ Behörde ¹⁾											
530 d	173		03.07	05.10	+ Behörde ¹⁾											
530 i	200		03.07	05.10	+ Behörde/ + Motorcode N52N ²⁾											
530 i	200		03.07	05.10	+ Motorcode N53 ³⁾											
545 i	245		05.04	08.05												
550 i	270		03.07	05.10	+ (USA)											
535 d	200		09.04	03.07		24.0136-0106.2	436106			348 36,0 34,4 V L +S +B						
550 i	270		07.05	03.07												
535 d	210		03.07	05.10		24.0136-0106.2	436106			348 36,0 34,4 V L +S +B						
550 i	270		03.07	05.10	- (USA)											
M5	373		02.07	05.10		24.0136-0117.2	436117	2		374 36,0 34,4 V L +S 374 36,0 34,4 V L +S						
						24.0136-0116.2	436116									
	M5	373		02.07	05.10		24.0711-6142.3	360135	2		Radsensor L=577					

¹⁾ + authority cars / + enti statali / + véhicule communal / + vehiculos oficiales

²⁾ + authority cars/+engine no.N52N / + enti statali/+codice mot.N52N / + véhicule communal/+moteur co.N52N / + vehiculos oficiales/+motor co.N52N

³⁾ + engine code N53 / + codice motore N53 / + moteur code N53 / + motor code N53

⁴⁾ - authority cars / - enti statali / - véhicule communal / - vehiculos oficiales

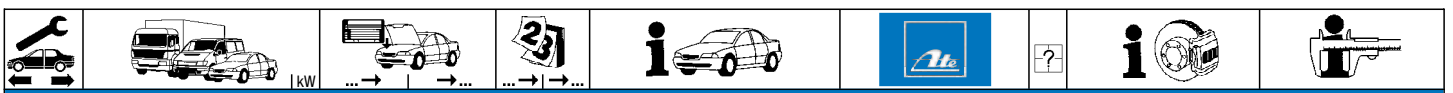
⁵⁾ - authority cars/+engine co. N52N / - enti statali/+codice mot.N52N / - véhicule communal/+moteur co.N52N / - vehiculos oficiales/+motor co.N52N

⁶⁾ - authority cars/+engine co.N53 / - enti statali/+codice mot.N53 / - véhicule communal/+moteur co.N53 / - vehiculos oficiales/+motor co.N53

⁷⁾ two-piece brake disc / disco frenante in due parti / disque d.fr.en deux parties / disco de fr.de dos piezas

⁸⁾ + authority cars/+engine no.N53 / + enti statali/+codice mot.N53 / + véhicule communal/+moteur co.N53 / + vehiculos oficiales/+motor co.N53





BMW 5er Reihe/E61 Touring (04-10)

	520 d	110		09.05	05.10	13.0460-7174.2	607174		23732 17,3 +/WE 23732 17,3 +/WE Warnkontakt L=872mm	ATE ATE		
	520 d	120		07.05	05.10	13.0470-7174.2	LD7174					
	520 d	130		09.07	05.10	24.8190-0275.2	620275	1				
	520 i	125		06.04	05.10							
	523 i	130		07.05	03.07							
	523 i	140		03.07	05.10							
	525 d	120		12.04	05.10							
	525 d	130		05.04	03.07							
	525 d	145		03.07	05.10							
	525 i	141		05.04	03.05							
	525 i	160		07.05	03.07							
	525 i	160		03.07	05.10							
	525 i	160		03.07	05.10							
	525 i	160		03.07	05.10							
	525 xd	145		03.07	05.10							
	525 xi	160		07.05	05.10							
	530 d	160		05.04	08.05							
	530 d	170		07.05	03.07							
	530 d	173		03.07	05.10							
	530 i	190		07.05	03.07							
530 i	200		03.07	05.10								
530 xd	170		07.05	03.07								
530 xd	173		03.07	05.10								
530 xi	190		07.05	03.07								
530 xi	200		03.07	05.10								
	525 d	145		03.07	05.10	13.0460-7169.2	607169		23309 17,3 +/WE 23309 17,3 +/WE Warnkontakt L=872mm	ATE ATE		
	525 i	160		03.07	05.10	13.0470-7169.2	LD7169					
	530 d	170		07.05	03.07	24.8190-0275.2	620275	1				
	530 d	173		03.07	05.10							
	530 i	200		03.07	05.10							
	530 i	200		03.07	05.10							
	535 d	200		09.04	03.07							
	535 d	210		03.07	05.10							
	545 i	245		05.04	08.05							
	550 i	270		07.05	05.10							
M5	373		02.07	05.10	13.0460-7169.2	607169		23309 17,3 +/WE 23309 17,3 +/WE Warnkontakt L=992mm	ATE ATE			
					13.0470-7169.2	LD7169						
					24.8190-0256.2	620256	1					
	520 d	110		09.05	05.10	24.0120-0183.1	420183		320 20,0 18,4 V L +S +B			
	520 d	120		07.05	05.10							
	520 d	130		09.07	05.10							
	520 i	125		06.04	05.10							
	523 i	130		07.05	03.07							
	523 i	140		03.07	05.10							
	525 d	120		12.04	05.10							
	525 d	130		05.04	03.07							
	525 d	145		03.07	05.10							
	525 i	141		05.04	03.05							
	525 i	160		07.05	03.07							
	525 i	160		03.07	05.10							
	525 i	160		03.07	05.10							
	530 d	160		05.04	08.05							
	530 d	170		07.05	03.07							
	530 d	173		03.07	05.10							
	530 i	190		07.05	03.07							
	530 i	200		03.07	05.10							
	525 d	145		03.07	05.10	24.0124-0201.2	424201				zweiteilige Bremsscheibe 9)	345 24,0 22,4 V L +S +B
	525 i	160		03.07	05.10							
530 d	160		05.04	08.05								
530 d	170		07.05	03.07								
530 d	173		03.07	05.10								
530 i	200		03.07	05.10								
530 i	200		03.07	05.10								
535 d	200		09.04	03.07								
535 d	210		03.07	05.10								
545 i	245		05.04	08.05								
550 i	270		07.05	05.10								
525 xd	145		03.07	05.10	24.0120-0213.1	420213		320 20,0 18,4 V L +S +B				
525 xi	160		07.05	05.10								
530 xd	170		07.05	03.07								
530 xd	173		03.07	05.10								
530 xi	190		07.05	03.07								
530 xi	200		03.07	05.10								
M5	373		02.07	05.10	24.0124-0235.2	424235		zweiteilige Bremsscheibe 9)	370 24,0 22,4 V L +S 370 24,0 22,4 V L +S			
					24.0124-0234.2	424234						
M5	373		02.07	05.10	24.0711-5211.3	360273	2		Radsensor L=937			
	520 d	110		09.05	05.10	03.0137-0419.2	650419		185 x 30 Einbausatz			
	520 d	120		07.05	05.10	03.0137-9288.2	669288					
	520 d	130		09.07	05.10							
	520 i	125		06.04	05.10							
	523 i	130		07.05	03.07							
	523 i	140		03.07	05.10							
	525 d	120		12.04	05.10							
525 d	130		05.04	03.07								
525 d	145		03.07	05.10								

1) - authority cars / - enti statali / - véhicule communal / - vehiculos oficiales

2) + engine code N52N / + codice motore N52N / + moteur code N52N / + motor code N52N

3) - authority cars/+engine co.N53 / - enti statali/+codice mot.N53 / - véhicule communal/+moteur co.N53 / - vehiculos oficiales/+motor co.N53

4) - authority cars/+engine co. N52N / - enti statali/+codice mot.N52N / - véhicule communal/+moteur co.N52N / - vehiculos oficiales/+motor co.N52N



















5) + authority cars / + enti statali / + véhicule communal / + vehiculos oficiales

6) + authority cars/+engine no.N53 / + enti statali/+codice mot.N53 / + véhicule communal/+moteur co.N53 / + vehiculos oficiales/+motor co.N53

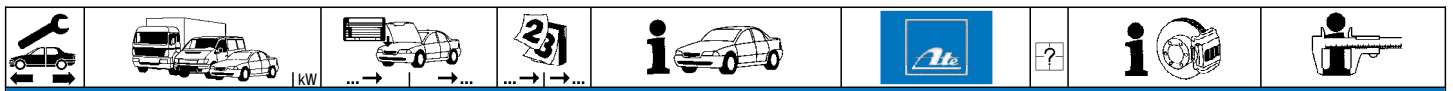
7) + authority cars/+engine no.N52N / + enti statali/+codice mot.N52N / + véhicule communal/+moteur co.N52N / + vehiculos oficiales/+motor co.N52N

8) + engine code N53 / + codice motore N53 / + moteur code N53 / + motor code N53

9) two-piece brake disc / disco frenante en deux parti / disque d.fr.en deux parties / disco de fr.de dos piezas

																			
BMW 5er Reihe/E61 Touring (04-10)																			
	525 i	141		05.04	03.05		03.0137-0419.2	650419										185 x 30	
	525 i	160		07.05	05.10		03.0137-9288.2	669288										Einbausatz	
	525 xd	145		03.07	05.10														
	525 xi	160		07.05	05.10														
	530 d	160		05.04	08.05														
	530 d	170		07.05	03.07														
	530 d	173		03.07	05.10														
	530 i	190		07.05	03.07														
	530 i	200		03.07	05.10														
	530 xd	170		07.05	03.07														
	530 xd	173		03.07	05.10														
	530 xi	190		07.05	03.07														
	530 xi	200		03.07	05.10														
	535 d	200		09.04	03.07														
	535 d	210		03.07	05.10														
	545 i	245		05.04	08.05														
	550 i	270		07.05	05.10														
	M5	373		02.07	05.10														
BMW 5er Reihe/F10 Limousine (10-)																			
	518 d	105		01.13			13.0460-7268.2	607268										24697 19,3 +/WE	ATE
	520 d	135		03.10			13.0470-7268.2	LD7268										24697 19,3 +/WE	ATE
	520 d ed	135		09.11			24.8190-0298.2	620298	1								Warnkontakt L=1087mm		
	520 d xDrive	135		02.13															
	520 i	120		09.11															
	520 i	135		09.11															
	523 i	150		03.10															
	525 d	150		03.10			13.0460-7267.2	607267										25045 19,5 +/WE	ATE
	530 d	180		03.10			24.8190-0298.2	620298	1								Warnkontakt L=1087mm		
	530 d	190		09.11															
	530 d xDrive	190		03.11															
	525 d			09.11			24.8190-0298.2	620298	1								Warnkontakt L=1087mm		
	525 d xDrive			09.11															
	528 i	180		09.11															
	528 i	190		03.10															
	528 i xDrive	180		09.11															
	530 i	200		09.11															
	535 d	220		09.10			13.0460-7267.2	607267										25045 19,5 +/WE	ATE
	535 d	230		09.11			24.8190-0298.2	620298	1								Warnkontakt L=1087mm		
	535 d xDrive	230		09.11															
	535 i	225		03.10															
	535 i xDrive	225		03.11															
	550 i	300		03.10															
	550 i	330		05.13															
	550 i xDrive	300		09.10															
	550 i xDrive	330		05.13															
	Active Hybrid 5	250		09.11															
	M550 d xDrive	280		03.12															
	M5	412		09.11			24.8190-0298.2	620298	1								Warnkontakt L=1087mm		
	518 d	105		01.13			24.0124-0239.2	424239										330 24,0 22,4 V L +S +B	
	520 d	135		03.10															
	520 d ed	135		09.11															
	520 d xDrive	135		02.13															
	520 i	120		09.11															
	520 i	135		09.11															
	523 i	150		03.10															
	530 i	200		09.11															
	525 d			09.11			24.0130-0218.2	430218										348 30,0 28,4 V L +S +B	
	525 d	150		03.10															
	525 d xDrive			09.11															
	528 i	180		09.11															
	528 i	190		03.10															
	528 i xDrive	180		09.11															
	530 d	180		03.10															
	530 d	190		09.11															
	530 d xDrive	190		03.11															
	535 d	220		09.10			24.0136-0115.2	436115										348 36,0 34,4 V L +S +B	
	535 d	230		09.11			24.0136-0114.2	436114										348 36,0 34,4 V L +S +B	
	535 d xDrive	230		09.11															
	535 i	225		03.10															
	535 i xDrive	225		03.11															
	Active Hybrid 5	250		09.11															
	550 i	300		03.10			24.0136-0119.2	436119										374 36,0 34,4 V L +S +B	
	550 i	330		05.13			24.0136-0118.2	436118										374 36,0 34,4 V L +S +B	
	550 i xDrive	300		09.10															
	550 i xDrive	330		05.13															
	M550 d xDrive	280		03.12															
	518 d	105		01.13			24.8190-0312.2	620312	1									Warnkontakt L=915mm	
	520 d	135		03.10															
	520 d ed	135		09.11															
	520 d xDrive	135		02.13															
	520 i	120		09.11															
	520 i	135		09.11															
	523 i	150		03.10															
	525 d			09.11															
	525 d	150		03.10															

1) two-piece brake disc / disco frenante in due parti / disque d.fr.en deux parties / disco de fr.de dos piezas



BMW 5er Reihe/F10 Limousine (10-)

	525 d xDrive	180	09.11		24.8190-0312.2	620312	1		Warnkontakt L=915mm
	528 i	190	09.11						
	528 i	190	03.10						
	528 i xDrive	180	09.11						
	530 i	200	09.11						
	530 d	180	03.10		13.0460-2716.2	602716			24703 17,8 +/WE/Zub/S LUC
	530 d	190	09.11		13.0470-2716.2	LD2716			24703 17,8 +/WE/Zub/S LUC
	530 d xDrive	190	03.11		24.8190-0312.2	620312	1		Warnkontakt L=915mm
	535 d	220	09.10						
	535 d	230	09.11						
	535 d xDrive	230	09.11						
	535 i	225	03.10						
	535 i xDrive	225	03.11						
	550 i	300	03.10						
	550 i	330	05.13						
550 i xDrive	300	09.10							
550 i xDrive	330	05.13							
Active Hybrid 5	250	09.11							
M550 d xDrive	280	03.12							
M5	412	09.11			13.0460-2716.2	602716			24703 17,8 +/WE/Zub/S LUC
					13.0470-2716.2	LD2716			24703 17,8 +/WE/Zub/S LUC
					24.8190-0008.2	620008	1		Warnkontakt L=1000mm
	518 d	105	01.13						
	520 d	135	03.10						
	520 d ed	135	09.11						
	520 d xDrive	135	02.13						
	520 i	120	09.11						
	520 i	135	09.11						
	523 i	150	03.10						
	525 d	150	09.11						
	525 d	150	03.10						
	525 d xDrive	150	09.11						
	528 i	180	09.11						
	528 i	190	03.10						
	528 i xDrive	180	09.11						
	530 d	180	03.10						
	530 d	190	09.11						
	530 d xDrive	190	03.11						
	530 i	200	09.11						
	535 d	220	09.10			24.0124-0233.2	424233		
535 d	230	09.11							
535 d xDrive	230	09.11							
535 i	225	03.10							
535 i xDrive	225	03.11							
550 i	300	03.10							
550 i	330	05.13							
550 i xDrive	300	09.10							
550 i xDrive	330	05.13							
Active Hybrid 5	250	09.11							
M550 d xDrive	280	03.12							

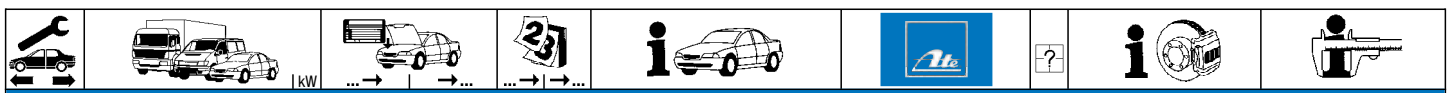
BMW 5er Reihe/F11 Touring (10-)

	518 d	105	01.13	- verstärkte Bremse ²⁾	13.0460-7268.2	607268			24697 19,3 +/WE ATE
	520 d	135	09.10		13.0470-7268.2	LD7268			24697 19,3 +/WE ATE
	520 d xDrive	135	02.13	- verstärkte Bremse ²⁾	24.8190-0298.2	620298	1		Warnkontakt L=1087mm
	520 i	135	09.11						
	523 i	150	09.10						
	518 d	105	01.13	+ verstärkte Bremse ³⁾	24.8190-0298.2	620298	1		Warnkontakt L=1087mm
	520 d xDrive	135	02.13	+ verstärkte Bremse ³⁾					
	525 d	150	09.10						
	525 d	160	09.11	- verstärkte Bremse ²⁾					
	525 d xDrive	160	09.11	- verstärkte Bremse ²⁾					
	528 i	180	09.11						
	528 i	190	09.10						
	528 i xDrive	180	09.11						
	530 d	180	09.10						
	530 d	190	09.11	- verstärkte Bremse ²⁾					
	530 d xDrive	190	03.11	- verstärkte Bremse ²⁾					
	530 i	200	09.11						
	525 d	160	09.11	+ verstärkte Bremse ³⁾	13.0460-7267.2	607267			25045 19,5 +/WE ATE
525 d xDrive	160	09.11	+ verstärkte Bremse ³⁾	24.8190-0298.2	620298	1		Warnkontakt L=1087mm	
530 d	190	09.11	+ verstärkte Bremse ³⁾						
530 d xDrive	190	03.11	+ verstärkte Bremse ³⁾						
535 d	220	09.10							
535 d	230	09.11							
535 d xDrive	230	09.11							
535 i	225	09.10							
535 i xDrive	225	09.11							
550 i	300	09.11							
550 i	330	05.13							
M550 d xDrive	280	03.12							
	518 d	105	01.13	- verstärkte Bremse ²⁾	24.0124-0239.2	424239			zweitellige Bremsscheibe ¹⁾
	520 d	135	09.10						
	520 d xDrive	135	02.13	- verstärkte Bremse ²⁾					
	520 i	135	09.11						
523 i	150	09.10							

¹⁾ two-piece brake disc / disco frenante in due parti / disque d.fr.en deux parties / disco de fr.de dos piezas

²⁾ - heavy duty brake / - freno rinforzato / - frein renforcé / - freno reforzado

³⁾ + heavy duty brake / + freno rinforzato / + frein renforcé / + freno reforzado



BMW 5er Reihe/F11 Touring (10-)

	518 d	105	01.13	+ verstärkte Bremse ¹⁾	24.0130-0218.2	430218		zweitellige Bremsscheibe ²⁾	348 30,0 28,4 V L +S +B
	520 d xDrive	135	02.13	+ verstärkte Bremse ¹⁾					
	525 d	150	09.10						
	525 d	160	09.11	- verstärkte Bremse ³⁾					
	525 d xDrive	160	09.11	- verstärkte Bremse ³⁾					
	528 i	180	09.11						
	528 i	190	09.10						
	528 i xDrive	180	09.11						
	530 d	180	09.10						
	530 d	190	09.11	- verstärkte Bremse ³⁾					
	530 d xDrive	190	03.11	- verstärkte Bremse ³⁾					
	530 i	200	09.11						
	525 d	160	09.11	+ verstärkte Bremse ¹⁾					
	525 d xDrive	160	09.11	+ verstärkte Bremse ¹⁾					
	530 d	190	09.11	+ verstärkte Bremse ¹⁾					
530 d xDrive	190	03.11	+ verstärkte Bremse ¹⁾						
535 d	220	09.10							
535 d	230	09.11							
535 d xDrive	230	09.11							
535 i	225	09.10							
535 i xDrive	225	09.11							
550 i	300	09.11							
550 i	330	05.13							
M550 d xDrive	280	03.12							
	518 d	105	01.13	- verstärkte Bremse ³⁾	24.8190-0308.2	620308	1		Warnkontakt L=1110mm
	520 d	135	09.10						
	520 d xDrive	135	02.13	- verstärkte Bremse ³⁾					
	520 i	135	09.11						
	523 i	150	09.10						
	525 d	150	09.10						
	525 d	160	09.11	- verstärkte Bremse ³⁾					
	525 d xDrive	160	09.11	- verstärkte Bremse ³⁾					
	528 i	180	09.11						
	528 i	190	09.10						
	528 i xDrive	180	09.11						
	530 d	180	09.10						
	530 d	190	09.11	- verstärkte Bremse ³⁾					
	530 i	200	09.11						
	518 d	105	01.13	+ verstärkte Bremse ¹⁾					
520 d xDrive	135	02.13	+ verstärkte Bremse ¹⁾						
525 d	160	09.11	+ verstärkte Bremse ¹⁾						
525 d xDrive	160	09.11	+ verstärkte Bremse ¹⁾						
530 d	190	09.11	+ verstärkte Bremse ¹⁾						
530 d xDrive	190	03.11	+ verstärkte Bremse ¹⁾						
535 d	220	09.10							
535 d	230	09.11							
535 d xDrive	230	09.11							
535 i	225	09.10							
535 i xDrive	225	09.11							
550 i	300	09.11							
550 i	330	05.13							
M550 d xDrive	280	03.12							
	518 d	105	01.13	- verstärkte Bremse ³⁾	24.0120-0229.2	420229		zweitellige Bremsscheibe ²⁾	330 20,0 18,4 V L +S +B
	520 d	135	09.10						
	520 d xDrive	135	02.13	- verstärkte Bremse ³⁾					
	520 i	135	09.11						
	523 i	150	09.10						
	525 d	150	09.10						
	525 d	160	09.11	- verstärkte Bremse ³⁾					
	525 d xDrive	160	09.11	- verstärkte Bremse ³⁾					
	528 i	180	09.11						
	528 i	190	09.10						
	528 i xDrive	180	09.11						
	530 d	180	09.10						
	530 d	190	09.11	- verstärkte Bremse ³⁾					
	530 i	200	09.11						
	518 d	105	01.13	+ verstärkte Bremse ¹⁾					
520 d xDrive	135	02.13	+ verstärkte Bremse ¹⁾						
525 d	160	09.11	+ verstärkte Bremse ¹⁾						
525 d xDrive	160	09.11	+ verstärkte Bremse ¹⁾						
530 d	190	09.11	+ verstärkte Bremse ¹⁾						
530 d xDrive	190	03.11	+ verstärkte Bremse ¹⁾						
535 d	220	09.10							
535 d	230	09.11							
535 d xDrive	230	09.11							
535 i	225	09.10							
535 i xDrive	225	09.11							
550 i	300	09.11							
550 i	330	05.13							
M550 d xDrive	280	03.12							































BMW 5er Reihe/F07 GT GRAN TURISMO (09-)

	520 d	135	10.11		13.0460-7267.2	607267	1		25045 19,5 +WE ATE Warnkontakt L=1087mm
	530 d		10.09						
	530 d xDrive		09.10						
	535 d	220	03.10						
	535 d	230	02.12						



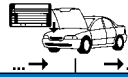






































¹⁾ + heavy duty brake / + freno rinforzato / + frein renforcé / + freno reforzado

²⁾ two-piece brake disc / disco frenante in due parti / disque d.fr.en deux parties / disco de fr.de dos piezas



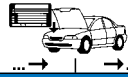























³⁾ - heavy duty brake / - freno rinforzato / - frein renforcé / - freno reforzado

												
BMW 5er Reihe/F07 GT GRAN TURISMO (09-)												
	535 d xDrive	220	09.10		13.0460-7267.2	607267		25045 19,5 +/WE Warnkontakt L=1087mm	ATE			
	535 d xDrive	230	02.12		24.8190-0298.2	620298	1 					
	535 i	225	10.09									
	535 i xDrive	225	09.10									
	550 i	300	10.09	02.10		13.0460-7261.2	607261			24436 19,7 +/WE Warnkontakt L=1060mm	ATE	
	550 i	300	03.10		13.0460-7261.2	607261	1 	24436 19,7 +/WE Warnkontakt L=1087mm	ATE			
	550 i	330	05.12		24.8190-0298.2	620298						
	550 i xDrive	300	09.10									
	550 i xDrive	330	05.12									
	520 d	135	10.11		24.0136-0115.2	436115	 zweiteilige Bremsscheibe ¹⁾  zweiteilige Bremsscheibe ¹⁾	348 36,0 34,4 V L +S +B 348 36,0 34,4 V L +S +B				
	530 d		10.09		24.0136-0114.2	436114						
	530 d xDrive		09.10									
	535 d	220	03.10									
	535 d	230	02.12									
	535 d xDrive	220	09.10									
	535 d xDrive	230	02.12									
	535 i	225	10.09									
	535 i xDrive	225	09.10									
	550 i	300	10.09		24.0136-0121.2	436121				 zweiteilige Bremsscheibe ¹⁾  zweiteilige Bremsscheibe ¹⁾	374 36,0 34,4 V L +S +B 374 36,0 34,4 V L +S +B	
	550 i	330	05.12		24.0136-0120.2	436120						
550 i xDrive	300	09.10					+ Hochgeschwindigkeitsbremsanlage ²⁾ + Hochgeschwindigkeitsbremsanlage ²⁾					
550 i xDrive	330	05.12										
550 i xDrive	300	09.10		24.0136-0119.2	436119	 zweiteilige Bremsscheibe ¹⁾  zweiteilige Bremsscheibe ¹⁾	374 36,0 34,4 V L +S +B 374 36,0 34,4 V L +S +B					
550 i xDrive	330	05.12		24.0136-0118.2	436118	 zweiteilige Bremsscheibe ¹⁾  zweiteilige Bremsscheibe ¹⁾						
	520 d	135	10.11		13.0460-7274.2	607274	1	23731 17,3 +/WE Warnkontakt L=1054mm	ATE			
	530 d		10.09		24.8190-0300.2	620300						
	530 d xDrive		09.10									
	535 d	220	03.10									
	535 d	230	02.12									
	535 d xDrive	220	09.10									
	535 d xDrive	230	02.12									
	535 i	225	10.09									
	535 i xDrive	225	09.10									
	550 i	300	10.09									
	550 i	330	05.12									
550 i xDrive	300	09.10										
550 i xDrive	330	05.12										
	520 d	135	10.11		24.0124-0233.2	424233	 zweiteilige Bremsscheibe ¹⁾	345 24,0 22,4 V L +S +B				
	530 d		09.10									
	530 d xDrive		09.10									
	535 d	220	03.10									
	535 d	230	02.12									
	535 d xDrive	220	09.10									
	535 d xDrive	230	02.12									
	535 i	225	10.09									
	535 i xDrive	225	09.10									
	550 i	300	10.09		24.0124-0241.1	424241					370 23,9 22,4 V L +S +B	
	550 i	330	05.12									
550 i xDrive	300	09.10										
550 i xDrive	330	05.12										
	520 d	135	10.11		03.0137-0419.2	650419		185 x 30				
	530 d		10.09									
	530 d xDrive		09.10									
	535 d	220	03.10									
	535 d	230	02.12									
	535 d xDrive	220	09.10									
	535 d xDrive	230	02.12									
	535 i	225	10.09									
	535 i xDrive	225	09.10									
	550 i	300	10.09									
	550 i	330	05.12									
550 i xDrive	300	09.10										
550 i xDrive	330	05.12										
BMW 6er Reihe/E63 Coupe (04-11)												
	630 i	190	07.04	08.07	13.0460-7167.2	607167	1	23312 20,3 +/WE 23312 20,3 +/WE Warnkontakt L=662mm	ATE ATE			
	630 i	200	09.07	05.11	13.0470-7167.2	LD7167						
					24.8190-0273.2	620273						
	645 Ci	245	12.03	08.07	13.0460-7167.2	607167				23312 20,3 +/WE Warnkontakt L=662mm	ATE	
					24.8190-0273.2	620273						
	635 d	210	09.07	05.11	13.0460-7210.2	607210				23791 20,8 +/WE 23791 20,8 +/WE Warnkontakt L=662mm	ATE ATE	
				13.0470-7210.2	LD7210							
				24.8190-0273.2	620273							
	650 i	270	07.05	05.11	13.0460-7210.2	607210	1	23791 20,8 +/WE Warnkontakt L=662mm	ATE			
					24.8190-0273.2	620273						
	M6	373	06.05	05.11	13.0460-7210.2	607210				23791 20,8 +/WE Warnkontakt L=662mm Warnkontakt L=674mm	ATE	
					24.8190-0273.2	620273						
					24.8190-0276.2	620276						
	630 i	190	07.04	08.07	24.0130-0173.1	430173	 zweiteilige Bremsscheibe ¹⁾	324 30,0 28,4 V L +S +B 324 30,0 27,6 V L +S +B PD				
	630 i	200	09.07	05.11	24.0130-0173.1	530173						
	645 Ci	245	12.03	08.07	24.0130-0186.2	430186				348 30,0 28,4 V L +S +B		
	635 d	210	09.07	05.11	24.0136-0106.2	436106				348 36,0 34,4 V L +S +B		
650 i	270	07.05	05.11									

























¹⁾ two-piece brake disc / disco frenante in due parti / disque d.fr.en deux parties / disco de fr.de dos piezas
²⁾ + high-speed brake system / + impianto fr.ad alta velocità / + système de fr.à haute vitesse / + sistema fr.para alta velocidad
³⁾ - high-speed brake system / - impianto fr.ad alta velocità / - système de fr.à haute vitesse / - sistema fr.para alta velocidad.









									
BMW 6er Reihe/E63 Coupe (04-11)									
	M6	373		06.05	05.11		24.0136-0117.2 436117 24.0136-0116.2 436116	zweiteilige Bremsscheibe ¹⁾ zweiteilige Bremsscheibe ¹⁾	374 36,0 34,4 V L +S 374 36,0 34,4 V L +S
	M6	373		06.05	05.11		24.0711-6142.3 360135	2 	Radsensor L=577
	630 i	190		07.04	08.07		13.0460-7174.2 607174 13.0470-7174.2 LD7174 24.8190-0274.2 620274	1 	23732 17,3 +/WE ATE 23732 17,3 +/WE ATE Warnkontakt L=664mm
	630 i	200		09.07	05.11		13.0460-7169.2 607169	1 	23309 17,3 +/WE ATE 23309 17,3 +/WE ATE Warnkontakt L=664mm
	635 d	210		09.07	05.11		13.0470-7169.2 LD7169		
	645 Ci	245		12.03	08.07		24.8190-0274.2 620274		
	650 i	270		07.05	05.11				
	M6	373		06.05	05.11				
	630 i	190		07.04	08.07		24.0120-0183.1 420183		320 20,0 18,4 V L +S +B
	630 i	200		09.07	05.11		24.0124-0201.2 424201	zweiteilige Bremsscheibe ¹⁾	345 24,0 22,4 V L +S +B
	635 d	210		09.07	05.11			2 	370 24,0 22,4 V L +S 370 24,0 22,4 V L +S
	645 Ci	245		12.03	08.07				
	650 i	270		07.05	05.11				
	M6	373		06.05	05.11		24.0124-0235.2 424235 24.0124-0234.2 424234		
	M6	373		06.05	05.11		24.0711-5162.3 360170		
	M6	373		06.05	05.11		24.0711-5162.3 360170	2 	Radsensor L=719
	630 i	190		07.04	08.07		03.0137-0419.2 650419		185 x 30
	630 i	200		09.07	05.11		03.0137-9288.2 669288		Einbausatz
	635 d	210		09.07	05.11				
	645 Ci	245		12.03	08.07				
	650 i	270		07.05	05.11				
	M6	373		06.05	05.11				
BMW 6er Reihe/E64 Cabrio (04-11)									
	630 i	190		07.04	08.07		13.0460-7167.2 607167	1 	23312 20,3 +/WE ATE 23312 20,3 +/WE ATE Warnkontakt L=662mm
	630 i	200		09.07	02.11		13.0470-7167.2 LD7167 24.8190-0273.2 620273		
	645 Ci	245		04.04	08.07		13.0460-7167.2 607167 24.8190-0273.2 620273	1 	23312 20,3 +/WE ATE Warnkontakt L=662mm
	635 d	210		09.07	02.11		13.0460-7210.2 607210 13.0470-7210.2 LD7210 24.8190-0273.2 620273	1 	23791 20,8 +/WE ATE 23791 20,8 +/WE ATE Warnkontakt L=662mm
	650 i	270		07.05	02.11		13.0460-7210.2 607210 24.8190-0273.2 620273	1	23791 20,8 +/WE ATE Warnkontakt L=662mm
	M6	373		07.06	02.11		13.0460-7210.2 607210 24.8190-0273.2 620273 24.8190-0276.2 620276	1  1 	23791 20,8 +/WE ATE Warnkontakt L=662mm Warnkontakt L=674mm
	630 i	190		07.04	08.07		24.0130-0173.1 430173 24.0330-0173.1 530173		324 30,0 28,4 V L +S +B 324 30,0 27,6 V L +S +B PD
	630 i	200		09.07	02.11		24.0130-0186.2 430186	zweiteilige Bremsscheibe ¹⁾	348 30,0 28,4 V L +S +B
	645 Ci	245		04.04	08.07			2 	374 36,0 34,4 V L +S 374 36,0 34,4 V L +S
	635 d	210		09.07	02.11		24.0136-0106.2 436106		
	650 i	270		07.05	02.11				
	M6	373		07.06	02.11		24.0136-0117.2 436117 24.0136-0116.2 436116		
	M6	373		07.06	02.11		24.0711-6142.3 360135		
	M6	373		07.06	02.11		24.0711-6142.3 360135	2 	Radsensor L=577
	630 i	190		07.04	08.07		13.0460-7174.2 607174 13.0470-7174.2 LD7174 24.8190-0274.2 620274	1 	23732 17,3 +/WE ATE 23732 17,3 +/WE ATE Warnkontakt L=664mm
	630 i	200		09.07	02.11		13.0460-7169.2 607169	1 	23309 17,3 +/WE ATE 23309 17,3 +/WE ATE Warnkontakt L=664mm
	635 d	210		09.07	02.11		13.0470-7169.2 LD7169		
	645 Ci	245		04.04	08.07		24.8190-0274.2 620274		
	650 i	270		07.05	02.11				
	M6	373		07.06	02.11				
	630 i	190		07.04	08.07		24.0120-0183.1 420183		320 20,0 18,4 V L +S +B
	630 i	200		09.07	02.11		24.0124-0201.2 424201	zweiteilige Bremsscheibe ¹⁾	345 24,0 22,4 V L +S +B
	635 d	210		09.07	02.11			2 	370 24,0 22,4 V L +S 370 24,0 22,4 V L +S
	645 Ci	245		04.04	08.07				
	650 i	270		07.05	02.11				
	M6	373		07.06	02.11		24.0124-0235.2 424235 24.0124-0234.2 424234		
	M6	373		07.06	02.11		24.0711-5162.3 360170		
	M6	373		07.06	02.11		24.0711-5162.3 360170	2 	Radsensor L=719
	630 i	190		07.04	08.07		03.0137-0419.2 650419		185 x 30
	630 i	200		09.07	02.11		03.0137-9288.2 669288		Einbausatz
	635 d	210		09.07	02.11				
	645 Ci	245		04.04	08.07				
	650 i	270		07.05	02.11				
















¹⁾ two-piece brake disc / disco frenante in due parti / disque d.fr.en deux parties / disco de fr.de dos piezas

















									
BMW 6er Reihe/F12 Cabrio (11-)									
	640 i	235	03.11		24.8190-0298.2	620298	1	Warnkontakt L=1087mm	
	640 d	230	06.11		13.0460-7267.2	607267		25045 19,5 +/WE ATE	
	640 i	235	03.11		24.8190-0298.2	620298	1	Warnkontakt L=1087mm	
	650 i	300	03.11						
	650 i	330	10.11						
	xDrive 640 d	230	03.12						
	xDrive 640 i	235	01.13						
	xDrive 650 i	300	06.11						
	xDrive 650 i	330	09.12						
	M6	412	06.12			24.8190-0298.2	620298	1	Warnkontakt L=1087mm
	640 d	230	06.11		24.0136-0115.2	436115		348 36,0 34,4 V L +S +B	
	640 i	235	03.11		24.0136-0114.2	436114		348 36,0 34,4 V L +S +B	
	xDrive 640 d	230	03.12						
	xDrive 640 i	235	01.13						
	650 i	300	03.11		24.0136-0119.2	436119		374 36,0 34,4 V L +S +B	
650 i	330	10.11		24.0136-0118.2	436118		374 36,0 34,4 V L +S +B		
xDrive 650 i	300	06.11							
xDrive 650 i	330	09.12							
	640 d	230	06.11		13.0460-2716.2	602716		24703 17,8 +/WE/Zub/S LUC	
	640 i	235	03.11		13.0470-2716.2	LD2716		24703 17,8 +/WE/Zub/S LUC	
	650 i	300	03.11		24.8190-0312.2	620312	1	Warnkontakt L=915mm	
	650 i	330	10.11						
	xDrive 640 d	230	03.12						
	xDrive 640 i	235	01.13						
	xDrive 650 i	300	06.11						
	xDrive 650 i	330	09.12						
	M6	412	06.12			13.0460-2716.2	602716		24703 17,8 +/WE/Zub/S LUC
						13.0470-2716.2	LD2716		24703 17,8 +/WE/Zub/S LUC
					24.8190-0008.2	620008	1	Warnkontakt L=1000mm	
	640 d	230	06.11		24.0124-0233.2	424233		345 24,0 22,4 V L +S +B	
	640 i	235	03.11						
	650 i	300	03.11						
	650 i	330	10.11						
	xDrive 640 d	230	03.12						
	xDrive 640 i	235	01.13						
	xDrive 650 i	300	06.11						
	xDrive 650 i	330	09.12						
BMW 6er Reihe/F13 Coupe (11-)									
	640 i	235	06.11		24.8190-0298.2	620298	1	Warnkontakt L=1087mm	
	640 d	230	06.11		13.0460-7267.2	607267		25045 19,5 +/WE ATE	
	640 i	235	06.11		24.8190-0298.2	620298	1	Warnkontakt L=1087mm	
	650 i	300	06.11						
	650 i	330	09.12						
	xDrive 640 d	230	03.12						
	xDrive 640 i	235	01.13						
	xDrive 650 i	300	06.11						
	xDrive 650 i	330	09.12						
	M6	412	06.12			24.8190-0298.2	620298	1	Warnkontakt L=1087mm
	640 d	230	06.11		24.0136-0115.2	436115		348 36,0 34,4 V L +S +B	
	640 i	235	06.11		24.0136-0114.2	436114		348 36,0 34,4 V L +S +B	
	xDrive 640 d	230	03.12						
	xDrive 640 i	235	01.13						
	650 i	300	06.11		24.0136-0119.2	436119		374 36,0 34,4 V L +S +B	
650 i	330	09.12		24.0136-0118.2	436118		374 36,0 34,4 V L +S +B		
xDrive 650 i	300	06.11							
xDrive 650 i	330	09.12							
	640 d	230	06.11		13.0460-2716.2	602716		24703 17,8 +/WE/Zub/S LUC	
	640 i	235	06.11		13.0470-2716.2	LD2716		24703 17,8 +/WE/Zub/S LUC	
	650 i	300	06.11		24.8190-0312.2	620312	1	Warnkontakt L=915mm	
	650 i	330	09.12						
	xDrive 640 d	230	03.12						
	xDrive 640 i	235	01.13						
	xDrive 650 i	300	06.11						
	xDrive 650 i	330	09.12						
	M6	412	06.12			13.0460-2716.2	602716		24703 17,8 +/WE/Zub/S LUC
						24.8190-0008.2	620008	1	Warnkontakt L=1000mm
	640 d	230	06.11		24.0124-0233.2	424233		345 24,0 22,4 V L +S +B	
	640 i	235	06.11						
	650 i	300	06.11						
	650 i	330	09.12						
	xDrive 640 d	230	03.12						
	xDrive 640 i	235	01.13						
	xDrive 650 i	300	06.11						
	xDrive 650 i	330	09.12						
BMW 6er Reihe/F06 Gran Coupe (12-)									
	640 d	230	03.12		13.0460-7267.2	607267		25045 19,5 +/WE ATE	
	640 i	235	03.12		24.8190-0298.2	620298	1	Warnkontakt L=1087mm	
	650 i	300	03.12						
	650 i	330	09.12						
	xDrive 640 d	230	01.13						
	xDrive 640 i	235	01.13						
	xDrive 650 i	300	03.12						
	xDrive 650 i	330	09.12						
↓									

¹⁾ two-piece brake disc / disco frenante in due parti / disque d.fr.en deux parties / disco de fr.de dos piezas

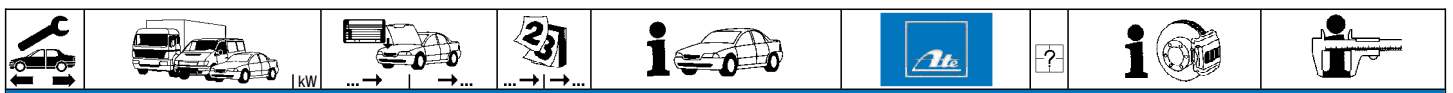
												
BMW 6er Reihe/F06 Gran Coupe (12-)												
	M6	412		12.12		24.8190-0298.2	620298	1 	Warnkontakt L=1087mm			
	640 d	230		03.12		24.0136-0115.2	436115	 zweiteilige Bremsscheibe 1)  zweiteilige Bremsscheibe 1)	348 36,0 34,4 V L +S +B			
	640 i	235		03.12		24.0136-0114.2	436114		348 36,0 34,4 V L +S +B			
	xDrive 640 d	230		01.13								
	xDrive 640 i	235		01.13								
	650 i	300		03.12		24.0136-0119.2	436119	 zweiteilige Bremsscheibe 1)  zweiteilige Bremsscheibe 1)	374 36,0 34,4 V L +S +B			
	650 i	330		09.12		24.0136-0118.2	436118		374 36,0 34,4 V L +S +B			
	xDrive 650 i	300		03.12								
	xDrive 650 i	330		09.12								
	640 d	230		03.12		13.0460-2716.2	602716	1	24703 17,8 +/WE/Zub/S LUC 24703 17,8 +/WE/Zub/S LUC Warnkontakt L=915mm			
	640 i	235		03.12		13.0470-2716.2	LD2716					
	650 i	300		03.12		24.8190-0312.2	620312					
	650 i	330		09.12								
	xDrive 640 d	230		01.13								
	xDrive 640 i	235		01.13								
	xDrive 650 i	300		03.12								
	xDrive 650 i	330		09.12								
M6	412		12.12		13.0460-2716.2	602716	1	- Keramikbremse 2)	24703 17,8 +/WE/Zub/S LUC Warnkontakt L=1000mm			
	640 d	230		03.12		24.0124-0233.2	424233		345 22,0 22,4 V L +S +B			
	640 i	235		03.12								
	650 i	300		03.12								
	650 i	330		09.12								
	xDrive 640 d	230		01.13								
	xDrive 640 i	235		01.13								
	xDrive 650 i	300		03.12								
	xDrive 650 i	330		09.12								
BMW 7er Reihe/E32 (86-94)												
	730 i 6			07.86	06.94	13.0460-6033.2	606033	1	20968 20,3 +/WE Warnkontakt L=235mm			
	730 i 8	160		03.91	06.94	24.8190-0214.2	620214					
	730 iL 6			12.87	06.94							
	730 iL 8	160		06.92	06.94							
	735 i			09.86	09.92							
	735 iL			09.86	09.92							
	740 i	210		09.91	06.94							
	740 iL	210		10.91	06.94							
	750 i	220		07.87	12.89							
	750 i	220		01.90	06.94							
	750 iL	220		11.86	12.89							
	750 iL	220		01.90	06.94							
	750 i	220		01.90	06.94							
	750 iL	220		01.90	06.94							
	730 i 6			07.86	10.87	24.0128-0101.1	428101		302 28,0 26,4 V L +B			
	730 iL 6			12.87	06.94							
	735 i			09.86	09.92							
	735 iL			09.86	09.92							
	740 i	210		09.91	06.94							
	740 iL	210		10.91	06.94							
	750 i	220		07.87	12.89							
	750 i	220		01.90	06.94							
	750 iL	220		11.86	12.89							
	750 iL	220		01.90	06.94							
	730 i 6			11.87	06.94	24.0122-0103.1	422103			302 22,0 20,4 V L +S +B 302 22,0 19,6 V L +S +B PD		
	730 i 8	160		03.91	06.94	24.0322-0103.1	522103					
	730 iL 8	160		06.92	06.94							
	750 i	220		01.90	06.94	24.0130-0101.1	430101			324 30,0 28,4 V L +S +B		
750 iL	220		01.90	06.94								
	730 i 6			07.86	06.94	13.0460-3803.2	603803	1	20995 17,3 +/WE Warnkontakt L=235mm			
	730 i 8	160		03.91	06.94	24.8190-0214.2	620214					
	730 iL 6			12.87	06.94							
	730 iL 8	160		06.92	06.94							
	735 i			09.86	09.92							
	735 iL			09.86	09.92							
	740 i	210		09.91	06.94							
	740 iL	210		10.91	06.94							
	750 i	220		07.87	06.94							
	750 iL	220		11.86	06.94							
		730 i 6			07.86	10.87	24.0112-0120.1			412120		300 12,0 10,4 L
		730 iL 6			12.87	06.94						
		735 i			09.86	09.92						
		735 iL			09.86	09.92						
730 i 6				11.87	06.94	24.0110-0118.1	410118	300 9,9 8,4 L				
730 i 8		160		03.91	06.94							
730 iL 8		160		06.92	06.94							
740 i		210		09.91	06.94	24.0120-0113.1	420113	300 20,0 18,4 V L				
740 iL	210		10.91	06.94								
750 i	220		07.87	06.94								
750 iL	220		11.86	06.94								
	730 i 6			07.86	06.94	03.0137-0150.2	650150		180 x 25 Einbausatz			
	730 i 8	160		03.91	06.94	03.0137-9062.2	669062					
	730 iL 6			12.87	06.94							
	730 iL 8	160		06.92	06.94							

1) two-piece brake disc / disco frenante in due parti / disque d.fr.en deux parties / disco de fr.de dos piezas
2) - ceramic brake / - freno in ceramica / - frein de céramique / - freno de cerámica
3) -  / + fist type calipers / -  / + pinze flottanti / -  / + étriers à griffe / -  / + pinza de puno
4) +  / + fixed calipers / +  / + pinze freno fissa / +  / + étriers fixes / +  / + pinza de fija

	 kW								
BMW 7er Reihe/E32 (86-94)									
	735 i			09.86	09.92	03.0137-0150.2	650150		180 x 25
	735 iL			09.86	09.92	03.0137-9062.2	669062		Einbausatz
	740 i	210		09.91	06.94				
	740 iL	210		10.91	06.94				
	750 i	220		07.87	06.94				
	750 iL	220		11.86	06.94				
BMW 7er Reihe/E38 (93-01)									
	725 tds	105		05.96	11.01	13.0460-4965.2	604965		21471 18,0 /WE BRE
	728 i	142		07.95	11.01	13.0460-0267.2	610267		Einbausatz
	728 iL	142		01.96	11.01	24.8190-0208.2	620208	1	Warnkontakt L=569mm
	730 d			09.98	11.01				
	730 i			07.93	11.01				
	730 iL			05.94	11.01				
	735 i	173		01.96	11.01				
	735 iL	173		01.96	11.01				
	740 i	210		07.93	11.01	13.0460-7078.2	607078		21486 19,3 +/WE ATE
	740 iL	210		05.94	11.01	13.0470-7078.2	LD7078		21486 19,3 +/WE ATE
						24.8190-0208.2	620208	1	Warnkontakt L=569mm
	750 i	240		11.93	08.98	13.0460-7183.2	607183		21484 20,5 +/WE ATE
	750 iL	240		01.94	08.98	24.8190-0232.2	620232	1	Warnkontakt L=578mm
	740 d	180		05.99	11.01	13.0460-7183.2	607183		21484 20,5 +/WE ATE
	750 i	240		09.98	11.01	24.8190-0234.2	620234	1	Warnkontakt L=585mm
	750 iL	240		09.98	11.01				
	725 tds	105		05.96	11.01	24.0128-0105.1	428105		316 28,0 26,4 V L +S +B
	728 i	142		07.95	11.01				
	728 iL	142		01.96	11.01				
	730 d			09.98	11.01				
	730 i			07.93	11.01				
	730 iL			05.94	11.01				
	735 i	173		01.96	11.01				
	735 iL	173		01.96	11.01				
	740 i	210		07.93	11.01	24.0130-0101.1	430101		324 30,0 28,4 V L +S +B
	740 iL	210		05.94	11.01				
	740 d	180		05.99	11.01	24.0132-0113.1	432113		334 31,9 30,4 V L +S +B
	750 i	240		11.93	11.01				
	750 iL	240		01.94	11.01				
	725 tds	105		05.96	08.98	24.0710-2005.1	360212	2	Radsensor L=607
	728 i	142		07.95	08.98				
	728 iL	142		01.96	08.98				
	730 i			07.93	08.98				
	730 iL			05.94	08.98				
	735 i	173		01.96	08.98				
	735 iL	173		01.96	08.98				
	740 i	210		07.93	08.98				
	740 iL	210		05.94	08.98				
	750 i	240		11.93	08.98				
	750 iL	240		01.94	08.98				
	725 tds	105		09.98	11.01	24.0710-2008.1	360215	2	Radsensor L=610
	728 i	142		09.98	11.01				
	728 iL	142		09.98	11.01				
	730 d			09.98	11.01				
	730 i			09.98	11.01				
	730 iL			09.98	11.01				
	735 i	173		09.98	11.01				
	735 iL	173		09.98	11.01				
	740 d	180		05.99	11.01				
	740 i	210		09.98	11.01				
	740 iL	210		09.98	11.01				
	750 i	240		09.98	11.01				
	750 iL	240		09.98	11.01				
	725 tds	105		05.96	11.01	13.0460-7079.2	607079		21487 17,3 +/WE ATE
	728 i	142		07.95	11.01	13.0470-7079.2	LD7079		21487 17,3 +/WE ATE
	728 iL	142		01.96	11.01	24.8190-0209.2	620209	1	Warnkontakt L=620mm
	730 d			09.98	11.01				
	730 i			07.93	11.01				
	730 iL			05.94	11.01				
	735 i	173		01.96	11.01				
	735 iL	173		01.96	11.01				
	740 d	180		05.99	11.01				
	740 i	210		07.93	11.01				
	740 iL	210		05.94	11.01				
	750 i	240		11.93	11.01				
	750 iL	240		01.94	11.01				
	725 tds	105		05.96	11.01	24.0112-0132.1	412132		324 12,0 10,4 L +S +B
	728 i	142		07.95	11.01				
	728 iL	142		01.96	11.01				
	730 d			09.98	11.01				
	730 i			07.93	11.01				
	730 iL			05.94	11.01				
	735 i	173		01.96	11.01				
	735 iL	173		01.96	11.01				
	740 i	210		07.93	11.01				
	740 iL	210		05.94	11.01				
	740 d	180		05.99	11.01	24.0120-0182.1	420182		328 20,0 18,4 V L +S +B
	750 i	240		11.93	11.01				

										
BMW 7er Reihe/E38 (93-01)										
	750 iL	240		01.94	11.01		24.0120-0182.1	420182	328 20,0 18,4 VL +S +B	
	725 tds	105		05.96	08.98		24.0710-2006.1	360213	2 	Radsensor L=1000
	728 i	142		07.95	08.98					
	728 iL	142		01.96	08.98					
	730 i			07.93	08.98					
	730 iL			05.94	08.98					
	735 i	173		01.96	08.98					
	735 iL	173		01.96	08.98					
	740 i	210		07.93	08.98					
	740 iL	210		05.94	08.98					
	750 i	240		11.93	08.98					
	750 iL	240		01.94	08.98					
	725 tds	105		09.98	11.01		24.0710-2003.1	360210	2 	Radsensor L=1029
	728 i	142		09.98	11.01					
	728 iL	142		09.98	11.01					
	730 d			09.98	11.01					
	730 i			09.98	11.01					
	730 iL			09.98	11.01					
	735 i	173		09.98	11.01					
	735 iL	173		09.98	11.01					
	740 d	180		05.99	11.01					
	740 i	210		09.98	11.01					
	740 iL	210		09.98	11.01					
	750 i	240		09.98	11.01					
	750 iL	240		09.98	11.01					
	725 tds	105		05.96	11.01		03.0137-0150.2	650150		180 x 25
	728 i	142		07.95	11.01		03.0137-9062.2	669062		Einbausatz
	728 iL	142		01.96	11.01					
	730 d			09.98	11.01					
	730 i			07.93	11.01					
	730 iL			05.94	11.01					
	735 i	173		01.96	11.01					
	735 iL	173		01.96	11.01					
	740 d	180		05.99	11.01					
	740 i	210		07.93	11.01					
	740 iL	210		05.94	11.01					
	750 i	240		11.93	11.01					
	750 iL	240		01.94	11.01					
BMW 7er Reihe/E65/E66 (02-08)										
	730 d			09.02	08.08		13.0460-7167.2	607167		23312 20,3 +/WE
	730 i	170		03.03	08.08		13.0470-7167.2	LD7167		ATE
	730 i,Li	190		07.05	08.08		24.8190-0230.2	620230	1	Warnkontakt L=814mm
	730 Ld	170		03.05	08.08					
	730 Li	170		03.03	08.08					
	730 Li	170		03.03	08.08					
	735 i	200		11.01	08.08		13.0460-7167.2	607167		23312 20,3 +/WE
	735 Li	200		04.02	08.08		24.8190-0230.2	620230	1	Warnkontakt L=814mm
	740 d	190		09.02	08.08					
	740 i,Li	225		03.05	08.08		13.0460-7167.2	607167		23312 20,3 +/WE
	745 i	245		11.01	08.08		24.8190-0230.2	620230	1	Warnkontakt L=814mm
	745 Li	245		04.02	08.08					
	750 i	270		03.05	08.08	- Europa ¹⁾				
	750 Li	270		03.05	08.08	- Europa ¹⁾				
	760 i	327		03.03	08.08	- Europa ¹⁾				
	760 Li	327		03.03	08.08	- Europa ¹⁾				
	745 d			03.05	08.08		13.0460-7210.2	607210		23791 20,8 +/WE
	750 i	270		03.05	08.08	+ Europa ²⁾	24.8190-0230.2	620230	1	Warnkontakt L=814mm
	750 Li	270		03.05	08.08	+ Europa ²⁾				
	760 i	327		03.03	08.08	+ Europa ²⁾				
	760 Li	327		03.03	08.08	+ Europa ²⁾				
	730 d			09.02	02.05		24.0130-0117.1	430117		324 30,0 28,4 VL +B
	730 i	170		03.03	08.08					
	730 i,Li	190		07.05	08.08					
	730 Li	170		03.03	08.08					
	735 i	200		11.01	08.08					
	735 Li	200		04.02	08.08					
	730 d			03.05	08.08		24.0130-0118.1	430118		348 30,0 28,4 VL +B
	730 Ld	170		03.05	08.08					
	740 d	190		09.02	08.08					
	740 i,Li	225		03.05	08.08					
	745 i	245		11.01	08.08					
	745 Li	245		04.02	08.08					
	750 i	270		03.05	08.08	- Europa ¹⁾				
	750 Li	270		03.05	08.08	- Europa ¹⁾				
	760 i	327		03.03	08.08	- Europa ¹⁾				
	760 Li	327		03.03	08.08	- Europa ¹⁾				
	745 d			03.05	08.08		24.0136-0101.1	436101		374 36,0 34,4 VL +B
	760 i	327		03.03	08.08	+ Europa ²⁾				
	760 Li	327		03.03	08.08	+ Europa ²⁾				
	750 i	270		03.05	08.08	+ Europa ²⁾	24.0136-0110.1	436110		348 35,9 34,4 VL +B
	750 Li	270		03.05	08.08	+ Europa ²⁾				

¹⁾ - Europe / - Europa / - Europe / - Europa
²⁾ + Europe / + Europa / + Europe / + Europa



BMW 7er Reihe/E65/E66 (02-08)

	730 d		09.02	02.05		13.0460-7168.2	607168	1		23447 17,3 +/WE 23447 17,3 +/WE Warnkontakt L=830mm	ATE ATE
	730 i	170	03.03	08.08		13.0470-7168.2	LD7168				
	730 i, Li	190	07.05	08.08		24.8190-0231.2	620231				
	730 Li	170	03.03	08.08							
	735 i	200	11.01	08.08							
	735 Li	200	04.02	08.08							
	730 d		03.05	08.08		13.0460-7169.2	607169				
	730 Ld	170	03.05	08.08		13.0470-7169.2	LD7169				
	740 d	190	09.02	08.08		24.8190-0231.2	620231				
	740 i, Li	225	03.05	08.08							
745 d		03.05	08.08								
745 i	245	11.01	08.08								
745 Li	245	04.02	08.08								
750 i	270	03.05	08.08								
750 Li	270	03.05	08.08								
760 i	327	03.03	08.08								
760 Li	327	03.03	08.08								
	730 d		09.02	02.05		24.0120-0178.1	420178			324 20,0 18,4 V L +B	
	730 i	170	03.03	08.08							
	730 Li	170	03.03	08.08							
	735 i	200	11.01	08.08							
	735 Li	200	04.02	08.08							
	730 i, Li	190	07.05	08.08		24.0120-0217.1	420217				
	740 d	190	09.02	08.08		24.0124-0177.1	424177				
	745 i	245	11.01	08.08							
	745 Li	245	04.02	08.08							
	760 i	327	03.03	08.08	- Europa 1)						
760 Li	327	03.03	08.08	- Europa 1)							
760 i	327	03.03	08.08	+ Europa 2)	24.0124-0186.1	424186					
760 Li	327	03.03	08.08	+ Europa 2)							
730 d		03.05	08.08		24.0124-0213.1	424213					
730 Ld	170	03.05	08.08								
740 i, Li	225	03.05	08.08								
750 i	270	03.05	08.08								
750 Li	270	03.05	08.08								
745 d		03.05	08.08		24.0124-0214.1	424214					
	730 d		09.02	08.08		03.0137-0419.2	650419			185 x 30 Einbausatz	
	730 i	170	03.03	08.08		03.0137-9288.2	669288				
	730 i, Li	190	07.05	08.08							
	730 Ld	170	03.05	08.08							
	730 Li	170	03.03	08.08							
	735 i	200	11.01	08.08							
	735 Li	200	04.02	08.08							
	740 d	190	09.02	08.08							
	740 i, Li	225	03.05	08.08							
	745 d		03.05	08.08							
	745 i	245	11.01	08.08							
	745 Li	245	04.02	08.08							
	750 i	270	03.05	08.08							
	750 Li	270	03.05	08.08							
	760 i	327	03.03	08.08							
	760 Li	327	03.03	08.08							

BMW 7er Reihe/F01/F02/F03/F04 (08-)















	730 d	180	09.08	02.10		13.0460-7267.2	607267	1	☐	25045 19,5 +/WE Warnkontakt L=1060mm	ATE
	730 i	190	09.08	02.10		24.8190-0260.2	620260				
	740 d	225	09.09	02.10							
	740 i	240	09.08	02.10							
	750 i	300	09.08	02.10	- Hochgeschwindigkeitsbremsanlage 3)						
	750 i xDrive	300	09.09	02.10	- Hochgeschwindigkeitsbremsanlage 3)						
	730 d	180	03.10			13.0460-7267.2	607267				
730 d	190	06.12			24.8190-0298.2	620298					
730 d xDrive	190	06.12									
730 i	190	03.10									
740 d	225	03.10									
740 d	230	06.12									
740 d xDrive	225	09.10									
740 d xDrive	230	06.12									
740 i	235	06.12									
740 i	240	03.10									
750 i	300	03.10		- Hochgeschwindigkeitsbremsanlage 3)							
750 i	330	06.12		- Hochgeschwindigkeitsbremsanlage 3)							
750 i xDrive	300	03.10		- Hochgeschwindigkeitsbremsanlage 3)							
750 i xDrive	330	10.12		- Hochgeschwindigkeitsbremsanlage 3)							
ActiveHybrid 7	260	06.12									
ActiveHybrid 7	342	03.10		- Hochgeschwindigkeitsbremsanlage 3)							
750 d xDrive	280	06.12			13.0460-7261.2	607261					
750 i	300	09.08		+ Hochgeschwindigkeitsbremsanlage 4)	24.8190-0298.2	620298					
750 i	330	06.12		+ Hochgeschwindigkeitsbremsanlage 4)							
750 i xDrive	300	09.09		+ Hochgeschwindigkeitsbremsanlage 4)							
750 i xDrive	330	10.12		+ Hochgeschwindigkeitsbremsanlage 4)							
760 i	400	09.09									
ActiveHybrid 7	342	03.10		+ Hochgeschwindigkeitsbremsanlage 4)							

1) - Europe / - Europa / - Europe / - Europa

2) + Europe / + Europa / + Europe / + Europa

3) - high-speed brake system / - impianto fr.ad alta velocità / - système fr.à haute vitesse / - sistema fr.para alta velocidad

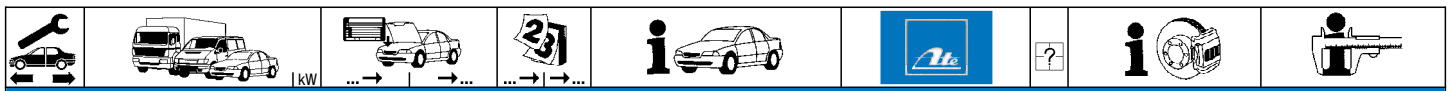
4) + high-speed brake system / + impianto fr.ad alta velocità / + système de fr.à haute vitesse / + sistema fr.para alta velocidad

											
BMW 7er Reihe/F01/F02/F03/F04 (08-)											
	730 d	180		09.08		24.0136-0115.2	436115	<input type="checkbox"/> zweiteilige Bremsscheibe ¹⁾ <input type="checkbox"/> zweiteilige Bremsscheibe ¹⁾	348 36,0 34,4 V L +S +B 348 36,0 34,4 V L +S +B		
	730 d	190		06.12		24.0136-0114.2	436114				
	730 d xDrive	190		06.12							
	730 i	190		09.08							
	740 d	225		09.09							
	740 d	230		06.12							
	740 d xDrive	225		09.10							
	740 d xDrive	230		06.12							
	740 i	235		06.12							
	ActiveHybrid 7	260		06.12							
	740 i	240		09.08		24.0136-0119.2	436119			<input type="checkbox"/> zweiteilige Bremsscheibe ¹⁾ <input type="checkbox"/> zweiteilige Bremsscheibe ¹⁾	374 36,0 34,4 V L +S +B 374 36,0 34,4 V L +S +B
	750 i	300		09.08	- Hochgeschwindigkeitsbremsanlage ²⁾	24.0136-0118.2	436118				
	750 i	330		06.12	- Hochgeschwindigkeitsbremsanlage ²⁾						
	750 i xDrive	300		09.09	- Hochgeschwindigkeitsbremsanlage ²⁾						
750 i xDrive	330		10.12	- Hochgeschwindigkeitsbremsanlage ²⁾							
ActiveHybrid 7	342		03.10	- Hochgeschwindigkeitsbremsanlage ²⁾							
750 d xDrive	280		06.12		24.0136-0121.2	436121	<input type="checkbox"/> zweiteilige Bremsscheibe ¹⁾ <input type="checkbox"/> zweiteilige Bremsscheibe ¹⁾	374 36,0 34,4 V L +S +B 374 36,0 34,4 V L +S +B			
750 i	300		09.08	+ Hochgeschwindigkeitsbremsanlage ³⁾	24.0136-0120.2	436120					
750 i	330		06.12	+ Hochgeschwindigkeitsbremsanlage ³⁾							
750 i xDrive	300		09.09	+ Hochgeschwindigkeitsbremsanlage ³⁾							
750 i xDrive	330		10.12	+ Hochgeschwindigkeitsbremsanlage ³⁾							
760 i	400		09.09								
ActiveHybrid 7	342		03.10	+ Hochgeschwindigkeitsbremsanlage ³⁾							
	730 d	180		09.08	02.10	13.0460-7274.2	607274	1	23731 17,3 +/WE ATE Warnkontakt L=1045mm		
	730 i	190		09.08	02.10	24.8190-0261.2	620261				
	740 d	225		09.09	02.10						
	740 i	240		09.08	02.10						
	750 i	300		09.08	02.10						
	750 i xDrive	300		09.09	02.10						
	760 i	400		09.09	02.10						
	730 d	180		03.10		13.0460-7274.2	607274	1	23731 17,3 +/WE ATE Warnkontakt L=1065mm		
	730 d	190		06.12		24.8190-0299.2	620299				
	730 d xDrive	190		06.12							
	730 i	190		03.10							
	740 d	225		03.10							
	740 d	230		06.12							
	740 d xDrive	225		09.10							
	740 d xDrive	230		06.12							
	740 i	235		06.12							
	740 i	240		03.10							
	750 d xDrive	280		06.12							
	750 i	300		03.10							
	750 i	330		06.12							
	750 i xDrive	300		03.10							
	750 i xDrive	330		10.12							
	760 i	400		03.10							
	ActiveHybrid 7	260		06.12							
	ActiveHybrid 7	342		03.10							
	730 d	180		09.08		24.0124-0233.2	424233	<input type="checkbox"/> zweiteilige Bremsscheibe ¹⁾	345 24,0 22,4 V L +S +B		
	730 d	190		06.12							
	730 d xDrive	190		06.12							
	730 i	190		09.08							
	740 d	225		09.09							
	740 d	230		06.12							
	740 d xDrive	225		09.10							
	740 d xDrive	230		06.12							
	740 i	235		06.12							
	740 i	240		09.08							
	ActiveHybrid 7	260		06.12							
	750 d xDrive	280		06.12		24.0124-0241.1	424241				370 23,9 22,4 V L +S +B
	750 i	300		09.08							
	750 i	330		06.12							
750 i xDrive	300		09.09								
750 i xDrive	330		10.12								
760 i	400		09.09								
ActiveHybrid 7	342		03.10								
	730 d	180		09.08		03.0137-0419.2	650419		185 x 30		
	730 d	190		06.12							
	730 d xDrive	190		06.12							
	730 i	190		09.08							
	740 d	225		09.09							
	740 d	230		06.12							
	740 d xDrive	225		09.10							
	740 d xDrive	230		06.12							
	740 i	235		06.12							
	740 i	240		09.08							
	750 d xDrive	280		06.12							
	750 i	300		09.08							
	750 i	330		06.12							
	750 i xDrive	300		09.09							
	750 i xDrive	330		10.12							
	760 i	400		09.09							
	ActiveHybrid 7	260		06.12							
	ActiveHybrid 7	342		03.10							

¹⁾ two-piece brake disc / disco frenante in due parti / disque d.fr.en deux parties / disco de fr.de dos piezas

²⁾ - high-speed brake system / - impianto fr.ad alta velocità / - système fr. à haute vitesse / - sistema fr.para alta velocidad.

³⁾ + high-speed brake system / + impianto fr.ad alta velocità / + système de fr.à haute vitesse / + sistema fr.para alta velocidad

















BMW 8er Reihe/E31 (90-99)

	850 i. Ci	220		04.90	08.91		13.0460-7147.2	607147	1		21284 18,6 +/WE	ATE
							24.8190-0214.2	620214			Warnkontakt L=235mm	
	840 i	210		02.93	02.94		13.0460-7147.2	607147			21284 18,6 +/WE	ATE
	850 i. Ci	220		09.91	10.94		24.8190-0223.2	620223	1		Warnkontakt L=261mm	
	840 Ci	210		01.96	08.99		13.0460-0267.2	610267			Einbausatz	
	840 i	210		03.94	02.96		24.8190-0223.2	620223	1		Warnkontakt L=261mm	
	850 Ci	240		09.94	12.99							
	850 CSi	280		09.92	10.96		13.0460-9037.2	609037			20309 17,9 /WE	ATE
							24.8190-0223.2	620223	1		Warnkontakt L=261mm	
	840 i	210		02.93	02.94		24.0130-0101.1	430101			324 30,0 28,4 V L +S +B	
	850 i. Ci	220		04.90	10.94							
	850 i. Ci	220		04.90	08.91		24.8190-0214.2	620214	1		Warnkontakt L=235mm	
	840 Ci	210		01.96	08.99		24.0112-0132.1	412132			324 12,0 10,4 L +S +B	
	840 i	210		02.93	02.96							
	850 Ci	240		09.94	12.99							
	850 i. Ci	220		04.90	10.94							
	850 CSi	280		09.92	10.96		24.0120-0182.1	420182			328 20,0 18,4 V L +S +B	
	840 Ci	210		01.96	08.99		03.0137-0150.2	650150			180 x 25	
	840 i	210		02.93	02.96		03.0137-9062.2	669062			Einbausatz	
	850 Ci	240		09.94	12.99							
	850 CSi	280		09.92	10.96							
	850 i. Ci	220		04.90	10.94							

BMW X1 (09-)

	sDrive 18 d	105		10.09	02.10		13.0460-7238.2	607238			23313 20,3 +/WE	ATE
	sDrive 20 d	130		10.09	02.10		13.0470-7238.2	LD7238			23313 20,3 +/WE	ATE
							24.8190-0283.2	620283	1		Warnkontakt L=632mm	
	xDrive 18 d	105		10.09	02.10		13.0460-7238.2	607238			23313 20,3 +/WE	ATE
	xDrive 20 d	130		10.09	02.10		13.0470-7238.2	LD7238			23313 20,3 +/WE	ATE
							24.8190-0266.2	620266	1		Warnkontakt L=840mm	
	xDrive 23 d	150		10.09	02.10		13.0460-7216.2	607216			23794 20,3 +/WE	ATE
							13.0470-7216.2	LD7216			23794 20,3 +/WE	ATE
							24.8190-0266.2	620266	1		Warnkontakt L=840mm	
	sDrive 16 d	85		07.12			13.0460-7238.2	607238			23313 20,3 +/WE	ATE
	sDrive 18 d	105		03.10			13.0470-7238.2	LD7238			23313 20,3 +/WE	ATE
	sDrive 18 i	110		03.10			24.8190-0297.2	620297	1		Warnkontakt L=676mm	
	sDrive 20 d	130		03.10								
	sDrive 20 d	135		07.12								
	sDrive 20 d ed	120		03.10								
	sDrive 20 i	135		09.11								
	xDrive 18 d	105		03.10			13.0460-7238.2	607238			23313 20,3 +/WE	ATE
	xDrive 20 d	130		03.10			13.0470-7238.2	LD7238			23313 20,3 +/WE	ATE
	xDrive 20 d	135		07.12			24.8190-0286.2	620286	1		Warnkontakt L=867mm	
	xDrive 20 i	135		09.11								
	xDrive 23 d	150		03.12								
	xDrive 25 d	160		07.12								
	xDrive 25 i	160		03.12								
	xDrive 28 i	180		03.12								
	xDrive 23 d	150		03.10	02.12		13.0460-7216.2	607216			23794 20,3 +/WE	ATE
	xDrive 25 i	160		03.10	02.12		13.0470-7216.2	LD7216			23794 20,3 +/WE	ATE
	xDrive 28 i	180		04.11	02.12		24.8190-0286.2	620286	1		Warnkontakt L=867mm	
	xDrive 28 i	190		10.09	02.10		13.0460-7237.2	607237			24161 20,3 +/WE	ATE
							13.0470-7237.2	LD7237			24161 20,3 +/WE	ATE
							13.0460-7238.2	607238			23313 20,3 +/WE	ATE
							13.0470-7238.2	LD7238			23313 20,3 +/WE	ATE
							24.8190-0266.2	620266	1		Warnkontakt L=840mm	
	xDrive 28 i	190		03.10			13.0460-7237.2	607237			24161 20,3 +/WE	ATE
							13.0470-7237.2	LD7237			24161 20,3 +/WE	ATE
							13.0460-7238.2	607238			23313 20,3 +/WE	ATE
							13.0470-7238.2	LD7238			23313 20,3 +/WE	ATE
							24.8190-0286.2	620286	1		Warnkontakt L=867mm	
	sDrive 16 d	85		07.12			24.0124-0203.1	424203			312 23,9 22,4 V L +S +B	
	sDrive 18 d	105		10.09								
	sDrive 18 i	110		10.09								
	sDrive 20 d	130		10.09								
	sDrive 20 d	135		07.12								
	sDrive 20 d ed	120		03.10								
	sDrive 20 i	135		09.11								
	xDrive 18 d	105		10.09								
	xDrive 20 d	130		10.09								
	xDrive 20 d	135		07.12								
	xDrive 20 i	135		09.11								
	xDrive 23 d	150		03.12								
	xDrive 25 d	160		07.12								
	xDrive 25 i	160		03.12								
	xDrive 28 i	180		03.12								
	xDrive 23 d	150		10.09	02.12		24.0124-0200.1	424200			330 24,0 22,4 V L +S +B	
	xDrive 25 i	160		03.10	02.12							
	xDrive 28 i	180		04.11	02.12							
	xDrive 28 i	190		10.09			24.0130-0192.1	430192			348 30,0 28,4 V L +S +B	



																		
BMW X1 (09-)																		
	sDrive 18 d	105		10.09	02.10	13.0460-7217.2	607217			23926	17,3 +/WE	ATE						
	sDrive 20 d	130		10.09	02.10	13.0470-7217.2	LD7217			23926	17,3 +/WE	ATE						
	xDrive 18 d	105		10.09	02.10	24.8190-0282.2	620282	1			Warnkontakt L=1120mm							
	xDrive 20 d	130		10.09	02.10													
	xDrive 23 d	150		10.09	02.10													
	sDrive 16 d	85		07.12		13.0460-7217.2	607217			23926	17,3 +/WE	ATE						
	sDrive 18 d	105		03.10		13.0470-7217.2	LD7217			23926	17,3 +/WE	ATE						
	sDrive 18 i	110		03.10		24.8190-0296.2	620296	1			Warnkontakt L=1141mm							
	sDrive 20 d	130		03.10														
	sDrive 20 d ed	135		07.12														
sDrive 20 d ed	120		03.10															
sDrive 20 i	135		09.11															
xDrive 18 d	105		03.10															
xDrive 20 d	130		03.10															
xDrive 20 d	135		07.12															
xDrive 20 i	135		09.11															
xDrive 23 d	150		03.10															
xDrive 25 d	160		07.12															
xDrive 25 i	160		03.10															
xDrive 28 i	180		04.11															
xDrive 28 i	190		10.09	02.10	13.0460-7225.2	607225			23550	17,3 +/WE	ATE							
						13.0470-7225.2	LD7225			23550	17,3 +/WE	ATE						
						24.8190-0282.2	620282	1			Warnkontakt L=1120mm							
xDrive 28 i	190		03.10		13.0460-7225.2	607225			23550	17,3 +/WE	ATE							
						13.0470-7225.2	LD7225			23550	17,3 +/WE	ATE						
						24.8190-0296.2	620296	1			Warnkontakt L=1141mm							
	sDrive 16 d	85		07.12		24.0120-0204.1	420204				300 20,0 18,4 V L +S +B							
	sDrive 18 d	105		10.09														
	sDrive 18 i	110		03.10														
	sDrive 20 d	130		10.09														
	sDrive 20 d ed	135		07.12														
	sDrive 20 d ed	120		03.10														
	sDrive 20 i	135		09.11														
	xDrive 18 d	105		10.09														
	xDrive 20 d	130		10.09														
	xDrive 20 d	135		07.12														
	xDrive 20 i	135		09.11														
	xDrive 23 d	150		10.09														
	xDrive 25 d	160		07.12														
xDrive 25 i	160		03.10															
xDrive 28 i	180		04.11															
xDrive 28 i	190		10.09		24.0122-0236.1	422236				336 22,0 20,4 V L +S +B								
	sDrive 16 d	85		07.12		03.0137-0305.2	650305				185 x 20							
	sDrive 18 d	105		10.09		03.0137-9062.2	669062				Einbausatz							
	sDrive 18 i	110		03.10														
	sDrive 20 d	130		10.09														
	sDrive 20 d ed	135		07.12														
	sDrive 20 d ed	120		03.10														
	sDrive 20 i	135		09.11														
	xDrive 18 d	105		10.09														
	xDrive 20 d	130		10.09														
	xDrive 20 d	135		07.12														
	xDrive 20 i	135		09.11														
	xDrive 23 d	150		10.09														
	xDrive 25 d	160		07.12														
	xDrive 25 i	160		03.10														
xDrive 28 i	180		04.11															
xDrive 28 i	190		10.09															
BMW X3 (03-10)																		
	1.8 d	105		09.08	08.10	13.0460-7155.2	607155			23183	20,3 +/WE	ATE						
	2.0 d			09.07	08.10	13.0470-7155.2	LD7155			23183	20,3 +/WE	ATE						
	2.0 d	110		08.04	08.10	24.8190-0240.2	620240	1			Warnkontakt L=735mm							
	2.0 i	110		07.05	08.10													
	2.5 i	141		03.04	08.06													
	2.5 si	160		09.06	08.10													
	3.0 d			01.04	08.10													
	3.0 d	150		10.03	08.06													
	3.0 i	170		10.03	08.06													
	3.0 si	200		09.06	08.10													
3.0 sd	210		09.06	08.10	13.0460-7078.2	607078			21486	19,3 +/WE	ATE							
					24.8190-0254.2	620254	1			Warnkontakt L=745mm								
	1.8 d	105		09.08	08.10	24.0125-0160.1	425160			325 25,0 23,4 V L +S +B								
	2.0 d			09.07	08.10	24.0325-0160.1	525160			325 25,0 22,6 V L +S +B PD								
	2.0 d	110		08.04	08.10													
	2.0 i	110		07.05	08.10													
	2.5 i	141		03.04	08.06													
	2.5 si	160		09.06	08.10													
	3.0 d			01.04	08.10													
	3.0 d	150		10.03	08.06													
3.0 i	170		10.03	08.06														
3.0 si	200		09.06	08.10														
3.0 sd	210		09.06	08.10	24.0130-0109.1	430109			332 29,9 28,4 V L +S +B									
					24.0330-0109.1	530109			332 29,9 27,6 V L +S +B PD									

BMW X3 (03-10)																		
	1.8 d	105		09.08	08.10			13.0460-7079.2	607079								21487 17,3 +/WE	ATE
	2.0 d			09.07	08.10			13.0470-7079.2	LD7079								21487 17,3 +/WE	ATE
	2.0 d	110		08.04	08.10			24.8190-0241.2	620241	1							Warnkontakt L=1055mm	
	2.0 i	110		07.05	08.10													
	2.5 i	141		03.04	08.06													
	2.5 si	160		09.06	08.10													
	3.0 d			01.04	08.10													
	3.0 d	150		10.03	08.06													
	3.0 i	170		10.03	08.06													
	3.0 sd	210		09.06	08.10													
3.0 si	200		09.06	08.10														
	1.8 d	105		09.08	08.10			24.0122-0224.1	422224								320 22,0 20,4 V L +S +B	
	2.0 d			09.07	08.10													
	2.0 d	110		08.04	08.10													
	2.0 i	110		07.05	08.10													
	2.5 i	141		03.04	08.06													
	2.5 si	160		09.06	08.10													
	3.0 d			01.04	08.10													
	3.0 d	150		10.03	08.06													
	3.0 i	170		10.03	08.06													
	3.0 sd	210		09.06	08.10													
3.0 si	200		09.06	08.10														
	1.8 d	105		09.08	08.10			03.0137-0419.2	650419								185 x 30	
	2.0 d			09.07	08.10			03.0137-9288.2	669288								Einbausatz	
	2.0 d	110		08.04	08.10													
	2.0 i	110		07.05	08.10													
	2.5 i	141		03.04	08.06													
	2.5 si	160		09.06	08.10													
	3.0 d			01.04	08.10													
	3.0 d	150		10.03	08.06													
	3.0 i	170		10.03	08.06													
	3.0 sd	210		09.06	08.10													
3.0 si	200		09.06	08.10														
BMW X3 (10-)																		
	sDrive 18 d	100		08.11				13.0460-3857.2	603857								25199 19,6 +/WE	BOS
	sDrive 18 d	105		08.11				24.8190-0309.2	620309	1							Warnkontakt L=954mm	
	xDrive 20 d	135		09.10														
	xDrive 20 i	135		09.11														
	xDrive 28 i	180		03.12														
	xDrive 28 i	190		09.10														
	xDrive 30 d	190		03.11														
	xDrive 35 d	230		09.11														
xDrive 35 i	225		09.10															
	sDrive 18 d	100		08.11				24.0128-0254.1	428254								328 28,0 26,4 V L +S +B	
	sDrive 18 d	105		08.11														
	xDrive 20 d	135		09.10														
	xDrive 20 i	135		09.11														
	xDrive 28 i	180		03.12														
	xDrive 28 i	190		09.10														
	xDrive 30 d	190		03.11														
	xDrive 35 d	230		09.11														
xDrive 35 i	225		09.10															
	sDrive 18 d	100		08.11				13.0460-2760.2	602760								24561 17,7 +/WE/Zub/S	LUC
	sDrive 18 d	105		08.11				24.8190-0310.2	620310	1							Warnkontakt L=1243mm	
	xDrive 20 d	135		09.10														
	xDrive 20 i	135		09.11														
	xDrive 28 i	180		03.12														
	xDrive 28 i	190		09.10														
	xDrive 30 d	190		03.11														
	xDrive 35 d	230		09.11														
xDrive 35 i	225		09.10															
	sDrive 18 d	100		08.11				24.0120-0234.1	420234								330 20,0 18,4 V L +S +B	
	sDrive 18 d	105		08.11														
	xDrive 20 d	135		09.10														
	xDrive 20 i	135		09.11														
	xDrive 28 i	180		03.12														
	xDrive 28 i	190		09.10														
	xDrive 30 d	190		03.11														
	xDrive 35 d	230		09.11														
xDrive 35 i	225		09.10															
BMW X5 (00-07)																		
	3.0 d			10.03	12.06			13.0460-7078.2	607078								21486 19,3 +/WE	ATE
	3.0 d	135		05.01	09.03			13.0470-7078.2	LD7078								21486 19,3 +/WE	ATE
								24.8190-0225.2	620225	1							Warnkontakt L=794mm	
	3.0 i	170		04.00	12.06			13.0460-7078.2	607078								21486 19,3 +/WE	ATE
	4.4 i	210		04.00	09.03			24.8190-0225.2	620225	1							Warnkontakt L=794mm	
	4.4 i	235		10.03	12.06													
	4.4 i	235		10.03	12.06			13.0460-7170.2	607170								23448 20,8 +/WE	ATE
	4.6 iS	255		12.01	09.03			24.8190-0225.2	620225	1							Warnkontakt L=794mm	
	4.8 iS	265		03.04	12.06													
	3.0 d			10.03	12.06			24.0130-0109.1	430109								332 29,9 28,4 V L +S +B	
	3.0 d	135		05.01	09.03			24.0330-0109.1	530109								332 29,9 27,6 V L +S +B PD	
	3.0 i	170		04.00	12.06													
	4.4 i	210		04.00	09.03													
















1) electric parking brake / fr.di stazionamento elettrico / frein à main électrique / freno de mano eléctrico

2) - special vehicles / - veicoli speciali / - véhicule spécial / - vehículo especial



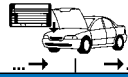











3) + special vehicles / + veicolo speciale / + véhicule spécial / + vehículo especial


















BMW X5 (00-07)																	
	4.4 i	235		10.03	12.06	- Sonderfahrzeuge ¹⁾	24.0130-0109.1	430109				332 29,9 28,4 V L +S +B					
	4.4 i	235		10.03	12.06	+ Sonderfahrzeuge ²⁾	24.0330-0109.1	530109				332 29,9 27,6 V L +S +B PD					
	4.6 iS 4.8 iS	255 265		12.01 03.04	09.03 12.06		24.0136-0104.1	436104				356 36,0 34,4 V L +B					
	3.0 d	135		05.01	09.03		24.0710-2011.1	360218	2			Radsensor L=640					
	3.0 i	170		04.00	09.03												
	4.4 i	210		04.00	09.03												
	4.6 iS	255		12.01	09.03												
	3.0 d	135		10.03	12.06		13.0460-7079.2	607079				21487 17,3 +/WE	ATE				
	3.0 d	170		05.01	09.03		13.0470-7079.2	LD7079	1			21487 17,3 +/WE	ATE				
	3.0 i	210		04.00	12.06		24.8190-0226.2	620226				Warnkontakt L=712mm					
	4.4 i	210		04.00	09.03		13.0460-7079.2	607079				21487 17,3 +/WE	ATE				
	4.4 i	235		10.03	12.06		24.8190-0226.2	620226	1			Warnkontakt L=712mm					
	4.6 iS	255		12.01	09.03												
	4.8 iS	265		03.04	12.06												
	3.0 d	135		10.03	12.06		24.0112-0152.1	412152				324 12,0 10,4 L +B					
	3.0 d	170		05.01	09.03		24.0312-0152.1	512152				324 12,0 9,6 L +B PD					
	3.0 i	210		04.00	12.06												
	4.4 i	210		04.00	09.03												
	4.4 i	235		10.03	12.06		24.0120-0191.1	420191				324 20,0 18,4 V L +B					
	4.6 iS	255		12.01	09.03												
	4.8 iS	265		03.04	12.06												
	3.0 d	135		05.01	09.03		24.0710-2012.1	360219	2			Radsensor L=655					
	3.0 i	170		04.00	09.03												
	4.4 i	210		04.00	09.03												
	4.6 iS	255		12.01	09.03												
	3.0 d	135		10.03	12.06		03.0137-0419.2	650419				185 x 30					
	3.0 d	170		05.01	09.03		03.0137-9288.2	669288				Einbausatz					
	3.0 i	210		04.00	12.06												
	4.4 i	210		04.00	09.03												
	4.4 i	235		10.03	12.06												
	4.6 iS	255		12.01	09.03												
	4.8 iS	265		03.04	12.06												
BMW X5 (07-13)																	
	3.0 d	173		01.07	02.10		13.0460-7231.2	607231				24170 20,2 +/WE	ATE				
	3.0 sd	210		10.08	02.10		13.0470-7231.2	LD7231	1			24170 20,2 +/WE	ATE				
	3.0 si	200		01.07	02.10		24.8190-0268.2	620268				Warnkontakt L=905mm					
	xDrive 30 d	173		09.08	02.10												
	xDrive 30 i	200		09.08	02.10												
	xDrive 35 d	210		09.08	02.10												
	4.8 i	261		01.07	02.10 + (USA)		13.0460-7231.2	607231				24170 20,2 +/WE	ATE				
	xDrive 48 i	261		09.08	02.10 + (USA)		24.8190-0268.2	620268	1			Warnkontakt L=905mm					
	3.0 d	173		03.10	11.10		13.0460-7231.2	607231				24170 20,2 +/WE	ATE				
	3.0 si	200		03.10	11.10		13.0470-7231.2	LD7231	1			24170 20,2 +/WE	ATE				
	xDrive 30 d	173		03.10	11.10		24.8190-0289.2	620289				Warnkontakt L=938mm					
	xDrive 30 d	180		09.10	11.10												
	xDrive 30 i	200		03.10	11.10												
	xDrive 35 d	210		03.10	11.10												
	xDrive 35 i	225		09.10	11.10												
	xDrive 40 d	225		09.10	11.10												
	4.8 i	261		03.10	11.10 + (USA)		13.0460-7231.2	607231				24170 20,2 +/WE	ATE				
	xDrive 48 i	261		03.10	11.10 + (USA)		24.8190-0289.2	620289	1			Warnkontakt L=938mm					
	3.0 d	173		12.10	07.13		13.0460-7231.2	607231				24170 20,2 +/WE	ATE				
	3.0 si	200		12.10	07.13		13.0470-7231.2	LD7231	1			24170 20,2 +/WE	ATE				
xDrive 30 d	173		12.10	07.13		24.8190-0289.2	620289				Warnkontakt L=938mm						
xDrive 30 d	180		12.10	07.13													
xDrive 30 i	200		12.10	07.13													
xDrive 35 d	210		12.10	07.13													
xDrive 35 i	225		12.10	07.13													
xDrive 40 d	225		12.10	07.13													
4.8 i	261		12.10	07.13 + (USA)		13.0460-7231.2	607231				24170 20,2 +/WE	ATE					
xDrive 48 i	261		12.10	07.13 + (USA)		24.8190-0289.2	620289	1			Warnkontakt L=938mm						
3.0 sd	210		09.07	09.08		13.0460-7239.2	607239				24172 19,0 +/WE	ATE					
						13.0470-7239.2	LD7239	1			24172 19,0 +/WE	ATE					
						24.8190-0270.2	620270				Warnkontakt L=898mm						
4.8 i	261		01.07	02.10 - (USA)		13.0460-7239.2	607239				24172 19,0 +/WE	ATE					
xDrive 48 i	261		09.08	02.10 - (USA)		24.8190-0270.2	620270	1			Warnkontakt L=898mm						
4.8 i	261		03.10	07.13 - (USA)		13.0460-7239.2	607239				24172 19,0 +/WE	ATE					
xDrive 48 i	261		03.10	07.13 - (USA)		24.8190-0291.2	620291	1			Warnkontakt L=974mm						
xDrive 50 i	300		03.10	07.13	- gepanzerte Fahrzeuge ³⁾	13.0460-7261.2	607261				24436 19,7 +/WE	ATE					
xDrive M50 d	280		06.12	07.13		24.8190-0292.2	620292	1			Warnkontakt L=960mm						
xDrive 50 i	300		03.10	07.13 + gepanzerte Fahrzeuge ⁴⁾		24.8190-0291.2	620291	1			Warnkontakt L=974mm						
M	408		09.09	02.10		24.8190-0281.2	620281	1			Warnkontakt L=962mm						
M	408		03.10	07.13		24.8190-0291.2	620291	1			Warnkontakt L=974mm						
	3.0 si	200		01.07	07.13		24.0130-0200.1	430200				332 29,9 28,4 V L +S +B					
	xDrive 30 d	173		09.08	07.13												
	xDrive 30 d	180		09.10	07.13												
	xDrive 30 i	200		09.08	07.13												
	xDrive 35 d	210		09.08	07.13												
3.0 d	173		01.07	07.13		24.0130-0199.1	430199				348 29,9 28,4 V L +S +B						
3.0 sd	210		10.08	07.13													

1) - special vehicles / - veicoli speciali / - véhicules spécial / - vehículo especial
2) + special vehicles / + veiculo speciale / + véhicule spécial / + vehiculo especial
3) - armoured vehicles / - veicoli blindati / - véhicules blindé / - vehiculo blindado
4) + armoured vehicles / + veicoli blindati / + véhicules blindé / + vehiculo blindado



















									
BMW X5 (07-13)									
	4.8 i xDrive 35 i xDrive 40 d xDrive 48 i	261 225 225 261		01.07 07.13 + (USA) 09.10 07.13 09.10 07.13 09.08 07.13 + (USA)		24.0130-0199.1	430199		348 29,9 28,4 V L +S +B
	3.0 sd 4.8 i xDrive 48 i	210 261 261		09.07 09.08 01.07 07.13 - (USA) 09.08 07.13 - (USA)		24.0136-0109.1	436109		365 36,0 34,4 V L +S +B
	xDrive 50 i xDrive M50 d xDrive 50 i	300 280 300		03.10 07.13 - gepanzerte Fahrzeuge 1) 06.12 07.13 03.10 07.13 + gepanzerte Fahrzeuge 2)		24.0136-0113.2 24.0136-0112.2	436113 436112	<input type="checkbox"/> <input type="checkbox"/>	385 36,0 34,4 V L +S +B 385 36,0 34,4 V L +S +B
	3.0 d 3.0 sd 3.0 si xDrive 30 d xDrive 30 i xDrive 35 d	173 210 200 173 200 210		01.07 02.10 10.09 02.10 01.07 02.10 09.08 02.10 09.08 02.10 09.08 02.10		13.0460-7232.2 13.0470-7232.2 24.8190-0269.2	607232 LD7232 620269	1	23447 17,3 +/WE ATE 23447 17,3 +/WE ATE Warnkontakt L=965mm
	3.0 d 3.0 sd 3.0 si xDrive 30 d xDrive 30 d xDrive 30 i xDrive 35 d xDrive 35 i xDrive 40 d	173 210 200 173 180 200 210 225 225		03.10 07.13 03.10 07.13 03.10 07.13 09.10 07.13 03.10 07.13 03.10 07.13 09.10 07.13 09.10 07.13		13.0460-7232.2 13.0470-7232.2 24.8190-0290.2	607232 LD7232 620290	1	23447 17,3 +/WE ATE 23447 17,3 +/WE ATE Warnkontakt L=1002mm
	3.0 sd 4.8 i xDrive 48 i	210 261 261		09.07 09.09 01.07 02.10 09.08 02.10		13.0460-7169.2 13.0470-7169.2 24.8190-0269.2	607169 LD7169 620269	1	23309 17,3 +/WE ATE 23309 17,3 +/WE ATE Warnkontakt L=965mm
	4.8 i xDrive 48 i	261 261		03.10 07.13 03.10 07.13		13.0460-7169.2 13.0470-7169.2 24.8190-0290.2	607169 LD7169 620290	1	23309 17,3 +/WE ATE 23309 17,3 +/WE ATE Warnkontakt L=1002mm
	xDrive 50 i xDrive M50 d	300 280		03.10 07.13 06.12 07.13		13.0460-7169.2 13.0470-7169.2 24.8190-0290.2	607169 LD7169 620290	1	23309 17,3 +/WE ATE 23309 17,3 +/WE ATE Warnkontakt L=1002mm
	M	408		09.09 02.10		13.0460-7260.2 24.8190-0269.2	607260 620269	1	24458 17,3 +/WE ATE Warnkontakt L=965mm
	M	408		03.10 07.13		13.0460-7260.2 24.8190-0290.2	607260 620290	1	24458 17,3 +/WE ATE Warnkontakt L=1002mm
	3.0 d 3.0 sd 3.0 si xDrive 30 d xDrive 30 d xDrive 30 i xDrive 35 d xDrive 35 i xDrive 40 d	173 210 200 173 180 200 210 225 225		01.07 07.13 10.09 07.13 01.07 07.13 09.08 07.13 09.10 07.13 09.08 07.13 09.08 07.13 09.10 07.13 09.10 07.13		24.0120-0206.1	420206		320 19,9 18,4 V L +S +B
	3.0 sd 4.8 i xDrive 48 i xDrive 50 i xDrive M50 d	210 261 261 300 280		09.07 09.09 01.07 07.13 09.08 07.13 03.10 07.13 06.12 07.13		24.0124-0216.1	424216		345 24,0 22,4 V L +S +B
	M	408		09.09 07.13		24.0124-0219.2	424219		385 24,0 22,4 V L +S +B
	3.0 d 3.0 sd 3.0 si 4.8 i M xDrive 30 d xDrive 30 d xDrive 30 i xDrive 35 d xDrive 35 i xDrive 40 d xDrive 48 i xDrive 50 i xDrive M50 d	173 210 200 261 408 173 180 200 210 225 225 261 300 280		01.07 07.13 09.07 07.13 01.07 07.13 01.07 07.13 09.09 07.13 08.09 07.13 09.10 07.13 08.09 07.13 08.09 07.13 09.10 07.13 09.10 07.13 08.09 07.13 03.10 07.13 06.12 07.13		03.0137-0419.2	650419		185 x 30
BMW X5 (13-)									
	xDrive 30 d xDrive 50 i xDrive M50 d	190 330 280		08.13 08.13 08.13		13.0460-7231.2 13.0470-7231.2 24.8190-0289.2	607231 LD7231 620289	1 <input type="checkbox"/>	24170 20,2 +/WE ATE 24170 20,2 +/WE ATE Warnkontakt L=938mm
	xDrive 30 d xDrive 50 d xDrive 50 i	190 190 330		08.13 08.13 08.13		24.0130-0200.1 24.0136-0113.2 24.0136-0112.2	430200 436113 436112	<input type="checkbox"/> <input type="checkbox"/>	332 29,9 28,4 V L +S +B 385 36,0 34,4 V L +S +B 385 36,0 34,4 V L +S +B
	xDrive 30 d xDrive M50 d xDrive 50 i	190 280 330		08.13 08.13 08.13		13.0460-7232.2 13.0470-7232.2 13.0460-7169.2 13.0470-7169.2	607232 LD7232 607169 LD7169		23447 17,3 +/WE ATE 23447 17,3 +/WE ATE 23309 17,3 +/WE ATE 23309 17,3 +/WE ATE
	xDrive 50 i	330		08.13		13.0460-7169.2	607169		23309 17,3 +/WE ATE

1) - armoured vehicles / - veicoli blindati / - véhicule blindé / - vehículo blindado
2) + armoured vehicles / + veicoli blindati / + véhicule blindé / + vehículo blindado

























									
BMW X5 (13-)									
	xDrive 30 d	190		08.13		24.0120-0206.1	420206		320 19,9 18,4 V L +S +B
	xDrive 50 d	190		08.13		24.0124-0216.1	424216		345 24,0 22,4 V L +S +B
	xDrive 50 i	330		08.13					
	xDrive 30 d	190		08.13		03.0137-0419.2	650419		185 x 30
	xDrive 50 i	330		08.13					
	xDrive M50 d	280		08.13					
BMW X6 (08-)									
	30 d	173		05.08	10.08	13.0460-7239.2	607239		24172 19,0 +/WE ATE
	35 d	210		01.08	10.08	13.0470-7239.2	LD7239		24172 19,0 +/WE ATE
	35 i	225		01.08	10.08	24.8190-0270.2	620270	1	Warnkontakt L=898mm
	xDrive 30 d			09.08	10.08				
	xDrive 35 d	210		09.08	10.08				
	xDrive 35 i	225		09.08	10.08				
	30 d	173		11.08	02.10	13.0460-7231.2	607231		24170 20,2 +/WE ATE
	35 d	210		11.08	02.10	13.0470-7231.2	LD7231		24170 20,2 +/WE ATE
	35 i	225		11.08	02.10	24.8190-0268.2	620268	1	Warnkontakt L=905mm
	xDrive 30 d			11.08	02.10				
	xDrive 35 d	210		11.08	02.10				
	xDrive 35 i	225		11.08	02.10				
	30 d	173		03.10	11.10	13.0460-7231.2	607231		24170 20,2 +/WE ATE
	35 d	210		03.10	11.10	13.0470-7231.2	LD7231		24170 20,2 +/WE ATE
	35 d	210		09.10	11.10	24.8190-0289.2	620289	1	Warnkontakt L=938mm
	35 i	225		03.10	11.10				
	xDrive 30 d			03.10	11.10				
	xDrive 35 d	210		03.10	11.10				
	xDrive 35 i	225		03.10	11.10				
	xDrive 40 d	225		10.10	11.10				
	30 d	173		12.10		13.0460-7231.2	607231		24170 20,2 +/WE ATE
	35 d	210		12.10		13.0470-7231.2	LD7231		24170 20,2 +/WE ATE
	35 i	225		12.10		24.8190-0289.2	620289	1	Warnkontakt L=938mm
	xDrive 30 d			12.10					
	xDrive 30 d	180		12.10					
	xDrive 35 d	210		12.10					
	xDrive 35 i	225		12.10					
	xDrive 40 d	225		12.10					
	50 i	300		05.08	02.10	13.0460-7261.2	607261		24436 19,7 +/WE ATE
	xDrive 50 i	300		09.08	02.10	24.8190-0259.2	620259	1	Warnkontakt L=930mm
	50 i	300		03.10		13.0460-7261.2	607261		24436 19,7 +/WE ATE
	ActiveHybrid	357		10.10		24.8190-0292.2	620292	1	Warnkontakt L=960mm
	xDrive 50 i	300		03.10					
	xDrive M50 d	280		06.12					
	M	408		09.09	02.10	24.8190-0281.2	620281	1	Warnkontakt L=962mm
	M	408		03.10		24.8190-0291.2	620291	1	Warnkontakt L=974mm
	35 d	210		01.08	10.08	24.0136-0109.1	436109		365 36,0 34,4 V L +S +B
	35 i	225		01.08	10.08				
	xDrive 35 d	210		09.08	10.08				
	xDrive 35 i	225		09.08	10.08				
	30 d	173		05.08		24.0130-0199.1	430199		348 29,9 28,4 V L +S +B
	35 d	210		11.08					
	35 i	225		11.08					
	xDrive 30 d			09.08					
	xDrive 30 d	180		09.10					
	xDrive 35 d	210		11.08					
	xDrive 35 i	225		11.08					
	xDrive 40 d	225		10.10					
	50 i	300		05.08		24.0136-0113.2	436113		385 36,0 34,4 V L +S +B
	ActiveHybrid	357		10.10		24.0136-0112.2	436112		385 36,0 34,4 V L +S +B
	xDrive 50 i	300		09.08					
	xDrive M50 d	280		06.12					
	35 d	210		01.08	10.09	13.0460-7169.2	607169		23309 17,3 +/WE ATE
	35 i	225		01.08	10.09	13.0470-7169.2	LD7169		23309 17,3 +/WE ATE
	50 i	300		11.09	02.10	24.8190-0269.2	620269	1	Warnkontakt L=965mm
	xDrive 35 d	210		09.08	10.09				
	xDrive 35 i	225		09.08	10.09				
	xDrive 50 i	300		11.09	02.10				
	50 i	300		03.10		13.0460-7169.2	607169		23309 17,3 +/WE ATE
	ActiveHybrid	357		10.10		13.0470-7169.2	LD7169		23309 17,3 +/WE ATE
	xDrive 50 i	300		03.10		24.8190-0290.2	620290	1	Warnkontakt L=1002mm
	xDrive M50 d	280		06.12					
	30 d	173		09.08	02.10	13.0460-7232.2	607232		23447 17,3 +/WE ATE
	35 d	210		11.09	02.10	13.0470-7232.2	LD7232		23447 17,3 +/WE ATE
	35 i	225		11.09	02.10	24.8190-0269.2	620269	1	Warnkontakt L=965mm
	xDrive 30 d			09.08	02.10				
	xDrive 35 d	210		11.09	02.10				
	xDrive 35 i	225		11.09	02.10				
	30 d	173		03.10		13.0460-7232.2	607232		23447 17,3 +/WE ATE
	35 d	210		03.10		13.0470-7232.2	LD7232		23447 17,3 +/WE ATE
	35 i	225		03.10		24.8190-0290.2	620290	1	Warnkontakt L=1002mm
	xDrive 30 d			03.10					
	xDrive 30 d	180		09.10					
	xDrive 35 d	210		03.10					
	xDrive 35 i	225		03.10					
	xDrive 40 d	225		10.10					

									
BMW X6 (08-)									
	50 i	300		05.08	10.09	13.0460-7260.2	607260		24458 17,3 +/WE ATE
	xDrive 50 i	300		09.08	10.09	24.8190-0269.2	620269	1	Warnkontakt L=965mm
	M	408		09.09	02.10	24.8190-0269.2	620269	1	Warnkontakt L=965mm
	M	408		03.10		24.8190-0290.2	620290	1	Warnkontakt L=1002mm
	30 d	173		05.08		24.0120-0206.1	420206		320 19,9 18,4 V L +S +B
	xDrive 30 d			09.08					
	xDrive 30 d	180		09.10					
	50 i	300		11.08	10.09	24.0124-0219.2	424219		385 24,0 22,4 V L +S +B
	xDrive 50 i	300		11.08	10.09				
	35 d	210		01.08		24.0124-0216.1	424216		345 24,0 22,4 V L +S +B
	35 i	225		01.08					
	50 i	300		11.09					
	xDrive 35 d	210		09.08					
	xDrive 35 i	225		11.08					
	xDrive 50 i	300		11.09					
	xDrive M50 d	280		06.12					
	xDrive 40 d	225		10.10		24.0120-0206.1	420206		320 19,9 18,4 V L +S +B
ActiveHybrid	357		10.10		24.0124-0216.1	424216		345 24,0 22,4 V L +S +B	
	30 d	173		05.08		03.0137-0419.2	650419		185 x 30
	35 d	210		01.08					
	35 i	225		01.08					
	50 i	300		05.08					
	ActiveHybrid	357		10.10					
	M	408		09.09					
	xDrive 30 d			09.08					
	xDrive 30 d	180		09.10					
	xDrive 35 d	210		09.08					
	xDrive 35 i	225		09.08					
	xDrive 40 d	225		10.10					
	xDrive 50 i	300		09.08					
	xDrive M50 d	280		06.12					
	BMW Z3 (95-02)								
	1.8	85		10.95	10.98	13.0460-5405.2	605405		21643 17,8 +/WE ATE
	1.9			10.95	12.02	13.0470-5405.2	LD5405		21643 17,8 +/WE ATE
	2.0	110		04.99	08.00	24.8190-0207.2	620207	1	Warnkontakt L=786mm
	2.2	125		10.00	12.02				
	2.8 Coupe	141		07.97	06.00				
	2.8 Roadster	141		05.97	06.00				
	3.0 Coupe	170		06.00	12.02				
	3.0 Roadster	170		06.00	12.02				
	M Coupe			02.98	12.02	13.0460-6033.2	606033		20968 20,3 +/WE ATE
	M Roadster			03.97	12.02	24.8190-0210.2	620210	1	Warnkontakt L=810mm
	1.8	85		10.95	10.98	24.0112-0126.1	412126		286 12,0 10,4 +S +B
	1.9			10.95	12.02	24.0312-0126.1	512126		286 12,0 9,6 +S +B PD
	2.0	110		04.99	08.00	24.0122-0115.1	422115		286 22,0 20,4 V L +S +B
	2.2	125		10.00	12.02	24.0322-0115.1	522115		286 22,0 19,6 V L +S +B PD
	2.8 Coupe	141		07.97	06.00				
	2.8 Roadster	141		05.97	06.00				
	3.0 Coupe	170		06.00	12.02	24.0122-0160.1	422160		300 22,0 20,4 V L +S +B
	3.0 Roadster	170		06.00	12.02	24.0322-0160.1	522160		300 22,0 19,6 V L +S +B PD
	M Coupe			02.98	12.02	24.0128-0204.2	428204	<input type="checkbox"/>	315 28,0 26,4 V L +S
	M Roadster			03.97	12.02	24.0128-0205.2	428205	<input type="checkbox"/>	315 28,0 26,4 V L +S
	1.8	85		10.95	10.98	24.0741-1103.3	360161	2 <input type="checkbox"/>	RadSENSOR L=560
	1.9			10.95	12.02				
	2.0	110		04.99	08.00				
	2.2	125		10.00	12.02				
	2.8 Coupe	141		07.97	06.00				
	2.8 Roadster	141		05.97	06.00				
	3.0 Coupe	170		06.00	12.02				
	3.0 Roadster	170		06.00	12.02				
	M Coupe			02.98	12.02				
	M Roadster			03.97	12.02				
	1.8	85		10.95	10.98	13.0460-3605.2	603605		20180 17,3 +/WE ATE
	1.9			10.95	12.02	13.0470-3605.2	LD3605		20180 17,3 +/WE ATE
	2.0	110		04.99	08.00	24.8190-0211.2	620211	1	Warnkontakt L=840mm
	2.2	125		10.00	12.02				
	2.8 Coupe	141		07.97	06.00				
	2.8 Roadster	141		05.97	06.00				
	3.0 Coupe	170		06.00	12.02				
	3.0 Roadster	170		06.00	12.02				
	M Coupe			02.98	12.02	13.0460-3803.2	603803		20995 17,3 +/WE ATE
	M Roadster			03.97	12.02	24.8190-0211.2	620211	1	Warnkontakt L=840mm
	1.8	85		10.95	10.98	24.0110-0273.1	410273		272 10,0 8,4 L +S +B
	1.9			10.95	12.02				
	2.0	110		04.99	08.00				
	2.2	125		10.00	12.02				
	2.8 Coupe	141		07.97	06.00				
	2.8 Roadster	141		05.97	06.00				
	3.0 Coupe	170		06.00	12.02				
	3.0 Roadster	170		06.00	12.02				
	M Coupe			02.98	12.02	24.0120-0189.1	420189	<input type="checkbox"/>	312 20,0 18,4 V L +S +B
	M Roadster			03.97	12.02	24.0120-0190.1	420190	<input type="checkbox"/>	312 20,0 18,4 V L +S +B

1) two-piece brake disc / disco frenante in due parti / disque d.fr.en deux parties / disco de fr.de dos piezas


















										
BMW Z3 (95-02)										
	1.8 1.9 2.0 2.2 2.8 Coupe 2.8 Roadster 3.0 Coupe 3.0 Roadster	85 110 125 141 141 170 170		10.95 10.95 04.99 10.00 07.97 05.97 06.00 06.00	10.98 12.02 08.00 12.02 06.00 06.00 12.02 12.02	03.0137-0248.2 03.0137-9148.2	650248 669148	161 x 25 Einbausatz		
	M Coupe M Roadster			02.98 03.97	12.02 12.02	03.0137-0150.2 03.0137-9062.2	650150 669062	180 x 25 Einbausatz		
BMW Z4 Roadster/E85 (03-08)										
	2.0 i 2.2 i 2.5 i 2.5 i 2.5 si 3.0 i 3.0 si M 3.2	110 125 130 141 160 170 195 252		04.05 10.03 01.06 12.02 01.06 12.02 01.06 01.06	12.08 12.08 12.08 12.08 12.08 12.08 12.08 12.08	13.0460-5405.2 13.0470-5405.2 24.8190-0220.2	605405 LD5405 620220	1 1 1 1 1 1 1 1	21643 17,8 +/WE 21643 17,8 +/WE Warnkontakt L=601mm 21643 17,8 +/WE Warnkontakt L=601mm 23183 20,3 +/WE 23183 20,3 +/WE Warnkontakt L=611mm 21064 20,3 +/WE Warnkontakt L=611mm	ATE ATE ATE ATE
	2.0 i 2.2 i 2.5 i 2.5 i 2.5 si 3.0 i 3.0 si M 3.2	110 125 130 141 160 170 195 252		04.05 10.03 01.06 12.02 01.06 12.02 01.06 01.06	12.08 12.08 12.08 12.08 12.08 12.08 12.08 12.08	24.0122-0115.1 24.0322-0115.1	422115 522115	1 1 1 1 1 1 1 1	286 22,0 20,4 V L +S +B 286 22,0 19,6 V L +S +B PD 300 22,0 20,4 V L +S +B 300 22,0 19,6 V L +S +B PD 325 24,9 23,4 V L +S +B 325 24,9 22,5 V L +S +B PD zweitteilige Bremsscheibe/ mit ABE 1) zweitteilige Bremsscheibe/ mit ABE 1)	ATE ATE ATE ATE
	2.0 i 2.2 i 2.5 i 2.5 i 2.5 si 3.0 i 3.0 si M 3.2	110 125 130 141 160 170 195 252		04.05 10.03 01.06 12.02 01.06 12.02 01.06 01.06	12.08 12.08 12.08 12.08 12.08 12.08 12.08 12.08	24.0711-5104.3 24.0711-5277.3	360074 360322	1 1 1 1 1 1 1 1	Radsensor L=498 Radsensor L=565	
	2.0 i 2.2 i 2.5 i 2.5 i 2.5 si 3.0 i 3.0 si M 3.2	110 125 130 141 160 170 195 252		04.05 10.03 01.06 12.02 01.06 12.02 01.06 01.06	12.08 12.08 12.08 12.08 12.08 12.08 12.08 12.08	13.0460-3605.2 13.0470-3605.2 24.8190-0229.2	603605 LD3605 620229	1 1 1 1 1 1 1 1	20180 17,3 +/WE 20180 17,3 +/WE Warnkontakt L=1143mm 21487 17,3 +/WE Warnkontakt L=1163mm	ATE ATE
	2.0 i 2.2 i 2.5 i 2.5 i 2.5 si 3.0 i 3.0 si	110 125 130 141 160 170 195		04.05 10.03 01.06 12.02 01.06 12.02 01.06	12.08 12.08 12.08 12.08 12.08 12.08 12.08	24.0110-0287.1	410287	1 1 1 1 1 1 1	280 10,0 8,4 L +S +B 294 19,0 17,4 V L +S +B	
	2.0 i 2.2 i 2.5 i 2.5 i 2.5 si 3.0 i 3.0 si M 3.2	110 125 130 141 160 170 195 252		04.05 10.03 01.06 12.02 01.06 12.02 01.06 01.06	12.08 12.08 12.08 12.08 12.08 12.08 12.08 12.08	24.0711-6094.3	360179	2 2 2 2 2 2 2 2	Radsensor L=806	
	2.0 i 2.2 i 2.5 i 2.5 i 2.5 si 3.0 i 3.0 si M 3.2	110 125 130 141 160 170 195 252		04.05 10.03 01.06 12.02 01.06 12.02 01.06 01.06	12.08 12.08 12.08 12.08 12.08 12.08 12.08 12.08	03.0137-0379.2 03.0137-9265.2	650379 669265	1 1 1 1 1 1 1 1	161 x 20 Einbausatz 185 x 30 Einbausatz	
BMW Z4 Coupe/E86 (06-08)										
	3.0 si M 3.2	195 252		03.06 03.06	09.08 09.08	13.0460-7155.2 13.0470-7155.2 24.8190-0244.2	607155 LD7155 620244	1 1	23183 20,3 +/WE 23183 20,3 +/WE Warnkontakt L=611mm 21064 20,3 +/WE Warnkontakt L=611mm	ATE ATE

1) two-piece brake disc/ with ABE / disco frenante in due parti/ con ABE / disque d.fr.en deux parties/ avec ABE / disco de fr.de dos piezas/ con ABE

										
BMW Z4 Coupe/E86 (06-08)										
	3.0 si	195		03.06	09.08			24.0125-0138.1 425138 24.0325-0138.1 525138	325 24,9 23,4 V L +S +B 325 24,9 22,5 V L +S +B PD	
	M 3.2	252		03.06	09.08			24.0128-0208.2 428208 24.0128-0209.2 428209	☐ zweiteilige Bremsscheibe/ mit ABE 1 ☐ zweiteilige Bremsscheibe/ mit ABE 1	345 28,0 26,4 V L +S 345 28,0 26,4 V L +S
	3.0 si	195		03.06	09.08			24.0711-5104.3 360074 24.0711-5277.3 360322	☐ Radsensor L=498 ☐ Radsensor L=565	
	M 3.2	252		03.06	09.08					
	3.0 si	195		03.06	09.08			13.0460-3605.2 603605 13.0470-3605.2 LD3605 24.8190-0229.2 620229	1	20180 17,3 +/WE ATE 20180 17,3 +/WE ATE Warnkontakt L=1143mm
	M 3.2	252		03.06	09.08			13.0460-7079.2 607079 24.8190-0245.2 620245	1	21487 17,3 +/WE ATE Warnkontakt L=1163mm
	3.0 si	195		03.06	09.08			24.0119-0112.1 419112		294 19,0 17,4 V L +S +B
	3.0 si	195		03.06	09.08			24.0711-6094.3 360179	2 ☐	Radsensor L=806
	M 3.2	252		03.06	09.08					
	3.0 si	195		03.06	09.08			03.0137-0379.2 650379 03.0137-9265.2 669265		161 x 20 Einbausatz
	M 3.2	252		03.06	09.08			03.0137-0419.2 650419 03.0137-9288.2 669288		185 x 30 Einbausatz
BMW Z4 Roadster/E89 (09-)										
	sDrive 23i	150		01.09	02.10			13.0460-7216.2 607216 13.0470-7216.2 LD7216 24.8190-0263.2 620263	1	23794 20,3 +/WE ATE 23794 20,3 +/WE ATE Warnkontakt L=969mm
	sDrive 18i	115		03.13				13.0460-7216.2 607216		23794 20,3 +/WE ATE
	sDrive 20i	135		09.11				13.0470-7216.2 LD7216		23794 20,3 +/WE ATE
	sDrive 23i	150		03.10				24.8190-0295.2 620295	1	Warnkontakt L=1013mm
	sDrive 28i	180		09.11						
	sDrive 30i	190		03.10						
	sDrive 30i	190		01.09	02.10			13.0460-7216.2 607216 13.0470-7216.2 LD7216 24.8190-0263.2 620263	1	23794 20,3 +/WE ATE 23794 20,3 +/WE ATE Warnkontakt L=969mm
	sDrive 35i	225		01.09	02.10			13.0460-7237.2 607237 13.0460-7238.2 607238 13.0470-7238.2 LD7238 24.8190-0263.2 620263	1	24161 20,3 +/WE ATE 23313 20,3 +/WE ATE 23313 20,3 +/WE ATE Warnkontakt L=969mm
	sDrive 35i	225		03.10				13.0460-7237.2 607237		24161 20,3 +/WE ATE
	sDrive 35is	250		09.10				13.0460-7238.2 607238 24.8190-0295.2 620295	1	23313 20,3 +/WE ATE Warnkontakt L=1013mm
	sDrive 18i	115		03.13				24.0124-0197.1 424197		300 24,0 22,4 V L +S +B
	sDrive 20i	135		09.11				24.0324-0197.1 524197		300 24,0 21,6 V L +S +B PD
	sDrive 23i	150		01.09						
	sDrive 28i	180		09.11				24.0124-0242.2 424242		zweiteilige Bremsscheibe 2)
	sDrive 30i	190		01.09						330 24,0 22,4 V L +S +B
	sDrive 35i	225		01.09				24.0130-0216.2 430216		zweiteilige Bremsscheibe 2)
	sDrive 35is	250		09.10						348 30,0 28,4 V L +S +B
	sDrive 23i	150		01.09	02.10			13.0460-2759.2 602759 24.8190-0262.2 620262	1	24559 17,8 +/WE/Zub/S LUC Warnkontakt L=1338mm
	sDrive 30i	190		01.09	02.10					
	sDrive 18i	115		03.13				13.0460-2759.2 602759		24559 17,8 +/WE/Zub/S LUC
	sDrive 20i	135		09.11				24.8190-0294.2 620294	1	Warnkontakt L=1361mm
	sDrive 23i	150		03.10						
	sDrive 28i	180		09.11						
	sDrive 30i	190		03.10						
	sDrive 35i	225		01.09	02.10			13.0460-2760.2 602760 24.8190-0262.2 620262	1	24561 17,7 +/WE/Zub/S LUC Warnkontakt L=1338mm
	sDrive 35i	225		03.10				13.0460-2760.2 602760		24561 17,7 +/WE/Zub/S LUC
	sDrive 35is	250		09.10				24.8190-0294.2 620294	1	Warnkontakt L=1361mm
	sDrive 18i	115		03.13				24.0120-0226.1 420226		300 20,0 18,4 V L +S +B
	sDrive 20i	135		09.11						
	sDrive 23i	150		01.09						
	sDrive 28i	180		09.11						
	sDrive 30i	190		01.09						
BMW Z8 (00-03)										
	4.9	294		06.00	08.03			13.0460-7183.2 607183 24.8190-0233.2 620233	1	21484 20,5 +/WE ATE Warnkontakt L=758mm
	4.9	294		06.00	08.03			24.0132-0160.1 432160		334 31,9 30,4 V L +S +B
	4.9	294		06.00	08.03			13.0460-7079.2 607079 24.8190-0218.2 620218	1	21487 17,3 +/WE ATE Warnkontakt L=545mm
	4.9	294		06.00	08.03			24.0120-0182.1 420182		328 20,0 18,4 V L +S +B
	4.9	294		06.00	08.03			24.0710-2003.1 360210	2 ☐	Radsensor L=1029

1) two-piece brake disc/ with ABE / disco frenante in due parti/ con ABE / disque d.fr.en deux parties/ avec ABE / disco de fr.de dos piezas/ con ABE

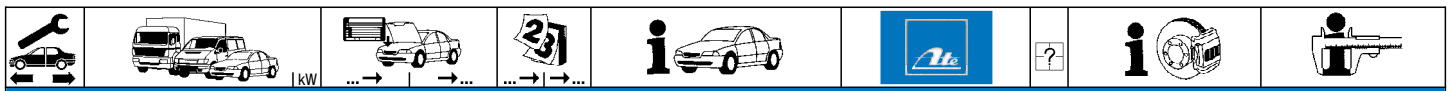
2) two-piece brake disc / disco frenante in due parti / disque d.fr.en deux parties / disco de fr.de dos piezas

								
BMW Z8 (00-03)								
	4.9	294	06.00	08.03	03.0137-0150.2 03.0137-9062.2	650150 669062		180 x 25 Einbausatz
CHEVROLET AVEO (T200,T250) (04-11)								
	1.2 i 1.2 i 1.2 i 1.2 i 1.2 LPG 1.4 CNG 1.4 i 16V 1.4 i 16V 1.5 i 1.6 i 16V 1.6 i 16V 1.6 i 16V	53 55 56 62 62 69 69 74 74 62 75 76 77	03.06 01.08 03.06 01.08 04.08 01.10 03.06 01.08 05.05 03.06 05.05 12.04	07.11 07.11 07.11 07.11 07.11 07.11 07.11 07.11 07.11 07.11 07.11 07.11	13.0460-5899.2	605899		23974 16,9 AKE
	1.2 i 1.2 i 1.2 i 1.2 i 1.2 LPG 1.4 CNG 1.4 i 16V 1.4 i 16V 1.5 i 1.6 i 16V 1.6 i 16V 1.6 i 16V	53 55 56 62 62 69 69 74 74 62 75 76 77	03.06 01.08 03.06 01.08 04.08 01.10 03.06 01.08 05.05 03.06 05.05 12.04	07.11 07.11 07.11 07.11 07.11 07.11 07.11 07.11 07.11 07.11 07.11 07.11	24.0120-0115.1 24.0120-0227.1	420115 420227	Naben D=60 ¹⁾ Naben D=59 ²⁾	236 20,0 17,0 V L +S +B 236 20,0 18,0 V L +B
	1.2 i 1.2 i 1.2 i 1.2 i 1.2 LPG 1.4 CNG 1.4 i 16V 1.4 i 16V 1.5 i 1.6 i 16V 1.6 i 16V 1.6 i 16V	53 55 56 62 62 69 69 74 74 62 75 76 77	03.06 01.08 03.06 01.08 04.08 01.10 03.06 01.08 05.05 03.06 05.05 12.04	07.11 07.11 07.11 07.11 07.11 07.11 07.11 07.11 07.11 07.11 07.11 07.11	03.0137-0472.2 03.0137-9167.2	650472 669167		200 x 36 HEB Einbausatz
	1.2 i 1.2 i 1.2 i 1.2 i 1.2 LPG 1.4 CNG 1.4 i 16V 1.4 i 16V 1.5 i 1.6 i 16V 1.6 i 16V 1.6 i 16V	53 55 56 62 62 69 69 74 74 62 75 76 77	03.06 01.08 03.06 01.08 04.08 01.10 03.06 01.08 05.05 03.06 05.05 12.04	07.11 07.11 07.11 07.11 07.11 07.11 07.11 07.11 07.11 07.11 07.11 07.11	03.0520-6619.3	696619		19,05/200x36 TopKit
CHEVROLET AVEO (T300) (11-)								
	1.2 16V 1.2 16V 1.2 LPG 1.3 D 1.3 D 1.4 16V 1.4 16V 1.6 16V 1.6 16V 1.6 16V	51 63 63 55 70 74 76 85 88 89	03.11 03.11 11.12 07.11 07.11 03.11 12.12 03.11 06.11 12.12		13.0460-7262.2 13.0470-7262.2	607262 LD7262	+ 15" Rad ³⁾ + 15" Rad ³⁾	25031 19,1 +/-WK/Zub 25031 19,1 +/-WK/Zub AKE
	1.2 16V 1.2 16V 1.2 LPG 1.3 D 1.3 D 1.4 16V 1.4 16V 1.6 16V 1.6 16V 1.6 16V	51 63 63 55 70 74 76 85 88 89	03.11 03.11 11.12 07.11 07.11 03.11 12.12 03.11 06.11 12.12		24.0126-0165.1	426165	+ 15" Rad ³⁾	276 26,0 23,0 V L +S +B
CHEVROLET CAPTIVA (06-)								
	2.0 4WD 2.0 VCDi 2.0 VCDi 4WD 2.0 VDCi 2.0 VDCi 4WD 2.2 VCDi 2.2 VCDi 4WD 2.2 VCDi 4WD 2.4 2.4	110 110 110 93 93 120 120 135 100 103	06.06 09.07 10.06 10.06 10.06 03.11 03.11 03.11 06.06 12.06		13.0460-5785.2	605785		24510 17,0 +/-WK

¹⁾ hub diameter=60 / diametro mozzo=60 / diamètre du moyeu=60 / diámetro del buje=60

²⁾ hub diameter=59 / diametro mozzo=59 / diamètre du moyeu=59 / diámetro del buje=59






³⁾ + 15" wheel / + ruota 15" / + roue 15" / + rueda 15"



CHEVROLET CAPTIVA (06-)

	2.4 123 2.4 4WD 100 2.4 4WD 103 2.4 4WD 123 2.4 LPG 100 2.4 LPG 4WD 100 3.0 4WD 190 3.0 Flex 197 3.2 4WD 169		03.11 06.06 12.06 03.11 01.07 01.07 01.10 01.11 06.06		13.0460-5785.2 605785		24510 17,0 +WK
	2.0 4WD 110 2.0 VCDi 110 2.0 VCDi 4WD 110 2.0 VDCi 93 2.0 VDCi 4WD 93 2.2 VCDi 120 2.2 VCDi 4WD 120 2.2 VCDi 4WD 135 2.4 100 2.4 103 2.4 123 2.4 4WD 100 2.4 4WD 103 2.4 4WD 123 2.4 4WD 100 2.4 LPG 100 2.4 LPG 4WD 100 3.0 4WD 190 3.0 Flex 197 3.2 4WD 169		06.06 09.07 10.06 10.06 10.06 03.11 03.11 03.11 06.06 12.06 03.11 06.06 12.06 03.11 01.07 01.07 01.10 01.11 06.06		24.0129-0101.1 429101		296 29,0 27,5 V L +B
	2.0 4WD 110 2.0 VCDi 110 2.0 VCDi 4WD 110 2.0 VDCi 93 2.0 VDCi 4WD 93 2.2 VCDi 120 2.2 VCDi 4WD 120 2.2 VCDi 4WD 135 2.4 100 2.4 103 2.4 123 2.4 4WD 100 2.4 4WD 103 2.4 4WD 123 2.4 LPG 100 2.4 LPG 4WD 100 3.0 4WD 190 3.0 Flex 197 3.2 4WD 169		06.06 09.07 10.06 10.06 10.06 03.11 03.11 03.11 06.06 12.06 03.11 06.06 12.06 03.11 01.07 01.07 01.10 01.11 06.06		13.0460-5788.2 605788 13.0460-0135.2 610135		24498 14,7 +WK/Zub Einbausatz
	2.0 4WD 110 2.0 VCDi 110 2.0 VCDi 4WD 110 2.0 VDCi 93 2.0 VDCi 4WD 93 2.2 VCDi 120 2.2 VCDi 4WD 120 2.2 VCDi 4WD 135 2.4 100 2.4 103 2.4 123 2.4 4WD 100 2.4 4WD 103 2.4 4WD 123 2.4 LPG 100 2.4 LPG 4WD 100 3.0 4WD 190 3.0 Flex 197 3.2 4WD 169		06.06 09.07 10.06 10.06 10.06 03.11 03.11 03.11 06.06 12.06 03.11 06.06 12.06 03.11 01.07 01.07 01.10 01.11 06.06		24.0120-0209.1 420209		303 20,0 18,4 V L +B
	2.0 4WD 110 2.0 VCDi 110 2.0 VCDi 4WD 110 2.0 VDCi 93 2.0 VDCi 4WD 93 2.2 VCDi 120 2.2 VCDi 4WD 120 2.2 VCDi 4WD 135 2.4 100 2.4 103 2.4 123 2.4 4WD 100 2.4 4WD 103 2.4 4WD 123 2.4 LPG 100 2.4 LPG 4WD 100 3.0 4WD 190 3.0 Flex 197 3.2 4WD 169		06.06 09.07 10.06 10.06 10.06 03.11 03.11 03.11 06.06 12.06 03.11 06.06 12.06 03.11 01.07 01.07 01.10 01.11 06.06		03.0137-3011.2 653011		188 x 26






























CHEVROLET CRUZE (09-)									
	1.4 16V	103	08.12		13.0460-7262.2	607262	+ 15" Rad ¹⁾	25031 19,1 +/WK/Zub	ATE
	1.6 16V	80	05.09		13.0470-7262.2	LD7262	+ 15" Rad ¹⁾	25031 19,1 +/WK/Zub	
	1.6 16V	83	05.09						
	1.6 16V	91	05.09						
	1.7 D	96	01.12						
	1.8 16V	103	11.09						
	1.8 16V	104	05.09						
	1.8 16V LPG	104	06.11						
	1.8 Flex	106	01.11						
	2.0 CDI	90	05.09						
	2.0 CDI	92	05.09						
	2.0 CDI	110	05.09						
	2.0 CDI	120	08.10						
	1.4 16V	103	08.12		13.0460-7263.2	607263	+ 16" Rad ²⁾	24034 19,1 +/WK/Zub	ATE
	1.6 16V	80	05.09		13.0470-7263.2	LD7263	+ 16" Rad ²⁾	24034 19,1 +/WK/Zub	
	1.6 16V	83	05.09						
	1.6 16V	91	05.09						
	1.7 D	96	01.12						
	1.8 16V	103	11.09						
	1.8 16V	104	05.09						
	1.8 16V LPG	104	06.11						
	1.8 Flex	106	01.11						
	2.0 CDI	90	05.09						
	2.0 CDI	92	05.09						
	2.0 CDI	110	05.09						
	2.0 CDI	120	08.10						
	1.4 16V	103	08.12		24.0126-0165.1	426165	+ 15" Rad ¹⁾	276 26,0 23,0 V L +S +B	
	1.6 16V	80	05.09						
	1.6 16V	83	05.09						
	1.6 16V	91	05.09						
	1.7 D	96	01.12						
	1.8 16V	103	11.09						
	1.8 16V	104	05.09						
	1.8 16V LPG	104	06.11						
	1.8 Flex	106	01.11						
	2.0 CDI	90	05.09						
	2.0 CDI	92	05.09						
	2.0 CDI	110	05.09						
	2.0 CDI	120	08.10						
	1.4 16V	103	08.12	11.12	13.0460-7264.2	607264	+ 15"/16" Rad ³⁾	25096 17,0 +/WK/Zub	ATE
	1.6 16V	80	05.09	11.12	13.0470-7264.2	LD7264	+ 15"/16" Rad ³⁾	25096 17,0 +/WK/Zub	
	1.6 16V	83	05.09	11.12					
	1.6 16V	91	05.09	11.12					
	1.7 D	96	01.12	11.12					
	1.8 16V	103	11.09	11.12					
	1.8 16V	104	05.09	11.12					
	1.8 16V LPG	104	06.11	11.12					
	1.8 Flex	106	01.11	11.12					
	2.0 CDI	90	05.09	11.12					
	2.0 CDI	92	05.09	11.12					
	2.0 CDI	110	05.09	11.12					
	2.0 CDI	120	08.10	11.12					
	1.4 16V	103	08.12		24.0112-0188.1	412188	+ 15" Rad ¹⁾	268 12,0 10,0 +S +B	
	1.6 16V	80	05.09		24.0112-0189.1	412189	+ 16" Rad ²⁾	292 12,0 10,0 +S +B	
	1.6 16V	83	05.09						
	1.6 16V	91	05.09						
	1.7 D	96	01.12						
	1.8 16V	103	11.09						
	1.8 16V	104	05.09						
	1.8 16V LPG	104	06.11						
	1.8 Flex	106	01.11						
	2.0 CDI	90	05.09						
	2.0 CDI	92	05.09						
	2.0 CDI	110	05.09						
	2.0 CDI	120	08.10						

¹⁾ + 15" wheel / + ruota 15" / + roue 15" / + rueda 15"

²⁾ + 16" wheel / + ruota 16" / + roue 16" / + rueda 16"

³⁾ + 15"/16" wheel / + ruota 15"/16" / + roue 15"/16" / + rueda 15"/16"



















									
CHEVROLET CRUZE (09-)									
	2.0 CDI	90		05.09		24.0112-0188.1	412188	+ 15" Rad ¹⁾	268 12,0 10,0 +S +B
	2.0 CDI	92		05.09		24.0112-0189.1	412189	+ 16" Rad ²⁾	292 12,0 10,0 +S +B
	2.0 CDI	110		05.09					
	2.0 CDI	120		08.10					
CHEVROLET EPICA (05-10)									
	2.0 i 16V	94		01.05	12.06	13.0460-5859.2	605859		23234 16,9 +/WK AKE
	2.0 i 16V	98		01.05	12.06	13.0460-0140.2	610140		Einbausatz AKE
	1.8 i 16V	90		01.06	12.10	24.0124-0237.1	424237		278 24,0 22,0 V +B
	2.0 D	110		01.07	12.10				
	2.0 i 16V	85		08.06	12.10				
	2.0 i 16V	94		01.05	12.06				
	2.0 i 16V	96		08.06	12.10				
	2.0 i 16V	98		01.05	12.06				
	2.0 i V6	105		06.06	12.10				
	2.5 i V6	115		06.06	12.10				
CHEVROLET EVANDA (05-06)									
	2.0 i 16V	96		03.05	12.06	13.0460-5859.2	605859		23234 16,9 +/WK AKE
	2.5 i V6	114		03.05	12.06	13.0460-0140.2	610140		Einbausatz AKE
	2.0 i 16V	96		03.05	12.06	24.0124-0199.1	424199		256 24,0 21,0 V +S +B
	2.5 i V6	114		03.05	12.06				
CHEVROLET IMPALA (99-05)									
	3.4 V6	134		01.99	05.05	13.0460-8002.2	608002		23358 18,0 +/WK
	3.8 V6	149		01.99	05.05				
	3.8 V6	179		06.03	05.05				
CHEVROLET KALOS (05-08)									
	1.2 i	53		03.05	05.08	13.0460-5899.2	605899		23974 16,9 AKE
	1.4 i	61		03.05	05.08				
	1.4 i 16V	69		03.05	05.08				
	1.2 i	53		03.05	05.08	24.0120-0115.1	420115	Naben D=60 ³⁾	236 20,0 17,0 V L +S +B
	1.4 i	61		03.05	05.08	24.0320-0115.1	520115	Naben D=60 ³⁾	236 20,0 17,0 V L +S +B PD
	1.4 i 16V	69		03.05	05.08	24.0120-0227.1	420227	Naben D=59 ⁴⁾	236 20,0 18,0 V L +B
	1.2 i	53		03.05	05.08	03.0137-0472.2	650472		200 x 36 HEB
	1.4 i	61		03.05	05.08	03.0137-9167.2	669167		Einbausatz
	1.4 i 16V	69		03.05	05.08				
	1.2 i	53		03.05	05.08	03.0520-6619.3	696619		19,05/200x36 TopKit
	1.4 i	61		03.05	05.08				
	1.4 i 16V	69		03.05	05.08				
CHEVROLET LACETTI (05-10)									
	1.4 i 16V	70		03.05	12.10	13.0460-5863.2	605863		23234 16,8 +/WK AKE
	1.6 i 16V	80		03.05	12.10				
	1.8 i 16V	89		08.05	12.10				
	1.8 i 16V	90		03.05	12.10				
	2.0 TDCi	89		01.07	12.10				
	1.4 i 16V	70		03.05	12.10	24.0124-0199.1	424199		256 24,0 21,0 V +S +B
	1.6 i 16V	80		03.05	12.10				
	1.8 i 16V	89		08.05	12.10				
	1.8 i 16V	90		03.05	12.10				
	2.0 TDCi	89		01.07	12.10				
	1.4 i 16V	70		03.05	12.06	13.0460-5739.2	605739		24071 14,6 SUM
	1.6 i 16V	80		03.05	12.06				
	1.8 i 16V	89		08.05	12.06				
	1.8 i 16V	90		03.05	12.06				
	1.4 i 16V	70		03.05	12.10	24.0110-0340.1	410340		258 10,5 8,0 +S +B
	1.6 i 16V	80		03.05	12.10				
	1.8 i 16V	89		08.05	12.10				
	1.8 i 16V	90		03.05	12.10				
	2.0 TDCi	89		01.07	12.10				
CHEVROLET LANOS (05-)									
	1.4	55		11.05		13.0460-7051.2	607051		20547 16,5 +/WE ATE
	1.5	63		11.05					
	1.6 i 16V	78		11.05		13.0460-7052.2	607052		21190 17,5 +/WE ATE
	1.4	55		11.05		24.0120-0115.1	420115		236 20,0 17,0 V L +S +B
	1.5	63		11.05					
	1.6 i 16V	78		11.05		24.0124-0115.1	424115		256 24,0 21,0 V L +S +B
	1.4	55		11.05		03.0137-0267.2	650267		200 x 46 HEB
	1.5	63		11.05					
	1.6 i 16V	78		11.05					
	1.4	55		11.05		24.0220-0036.1	480149	- ABS	200/201 x 52,5
	1.5	63		11.05		24.0220-0001.2	480013	+ ABS	200/201 x 53
	1.6 i 16V	78		11.05					

¹⁾ + 15" wheel / + ruota 15" / + roue 15" / + rueda 15"

²⁾ + 16" wheel / + ruota 16" / + roue 16" / + rueda 16"

³⁾ hub diameter=60 / diametro mozzo=60 / diamètre du moyeu=60 / diámetro del buje=60

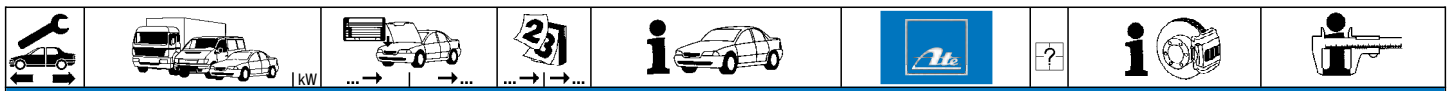
⁴⁾ hub diameter=59 / diametro mozzo=59 / diamètre du moyeu=59 / diámetro del buje=59

											
CHEVROLET MALIBU (V300) (12-)											
	2.0 16V	104		02.12	+ Motorcode J60 ¹⁾	13.0460-5611.2	605611		24415 19,1 +/WK/Zub	MAN	
	2.0 16V	108		12.12	+ Motorcode J60 ¹⁾	13.0470-5611.2	LD5611		24415 19,1 +/WK/Zub	MAN	
	2.0 LPG	101		02.12	+ Motorcode J60 ¹⁾						
	2.0 VDCi	118		04.12	+ Motorcode J60 ¹⁾						
	2.4 16V	123		01.12	+ Motorcode J60 ¹⁾						
	2.4 16V	125		01.12	+ Motorcode J60 ¹⁾						
	2.4 16V	137		01.12	+ Motorcode J60 ¹⁾						
	2.0 16V	104		02.12	+ Motorcode J61 ²⁾	13.0460-5612.2	605612		24412 19,0 +/WK/Zub	MAN	
	2.0 16V	108		12.12	+ Motorcode J61 ²⁾	13.0470-5612.2	LD5612		24412 19,0 +/WK/Zub	MAN	
	2.0 LPG	101		02.12	+ Motorcode J61 ²⁾						
	2.0 VDCi	118		04.12	+ Motorcode J61 ²⁾						
	2.4 16V	123		01.12	+ Motorcode J61 ²⁾						
2.4 16V	125		01.12	+ Motorcode J61 ²⁾							
2.4 16V	137		01.12	+ Motorcode J61 ²⁾							
	2.0 16V	104		02.12	+ Motorcode J60 ¹⁾	24.0130-0207.1	430207		296 30,0 27,0 V L +S +B		
	2.0 16V	108		12.12	+ Motorcode J60 ¹⁾						
	2.0 LPG	101		02.12	+ Motorcode J60 ¹⁾						
	2.0 VDCi	118		04.12	+ Motorcode J60 ¹⁾						
	2.4 16V	123		01.12	+ Motorcode J60 ¹⁾						
	2.4 16V	125		01.12	+ Motorcode J60 ¹⁾						
	2.4 16V	137		01.12	+ Motorcode J60 ¹⁾						
	2.0 16V	104		02.12	+ Motorcode J61 ²⁾	24.0130-0209.1	430209		321 30,0 27,0 V L +S +B		
	2.0 16V	108		12.12	+ Motorcode J61 ²⁾						
	2.0 LPG	101		02.12	+ Motorcode J61 ²⁾						
	2.0 VDCi	118		04.12	+ Motorcode J61 ²⁾						
	2.4 16V	123		01.12	+ Motorcode J61 ²⁾						
2.4 16V	125		01.12	+ Motorcode J61 ²⁾							
2.4 16V	137		01.12	+ Motorcode J61 ²⁾							
	2.0 16V	104		02.12	+ Motorcode J61 ²⁾	24.0123-0114.1	423114		315 22,9 21,5 V +S +B		
	2.0 16V	108		12.12	+ Motorcode J61 ²⁾						
	2.0 LPG	101		02.12	+ Motorcode J61 ²⁾						
	2.0 VDCi	118		04.12	+ Motorcode J61 ²⁾						
	2.4 16V	123		01.12	+ Motorcode J61 ²⁾						
	2.4 16V	125		01.12	+ Motorcode J61 ²⁾						
	2.4 16V	137		01.12	+ Motorcode J61 ²⁾						
	CHEVROLET MATIZ (05-10)										
		0.8	38		03.05	12.10	13.0460-5996.2	605996		23241 16,1	
		0.8 LPG	38		03.05	12.10	13.0460-0252.2	610252		Einbausatz	
		1.0	47		03.05	12.10					
		1.0	48		01.07	12.10					
1.0		49		03.05	12.10						
1.0 LPG		44		01.07	12.10						
	0.8	38		03.05	12.10	24.0113-0195.1	413195		236 12,6 9,7 +B		
	0.8 LPG	38		03.05	12.10						
	1.0	47		03.05	12.10						
	1.0	48		01.07	12.10						
	1.0	49		03.05	12.10						
	1.0 LPG	44		01.07	12.10						
	0.8	38		03.05	12.10	03.0137-0363.2	650363		180 x 31 HEB		
	0.8 LPG	38		03.05	12.10	03.0137-9260.2	669260		Einbausatz		
	1.0	47		03.05	12.10						
	1.0	48		01.07	12.10						
	1.0	49		03.05	12.10						
	1.0 LPG	44		01.07	12.10						
	0.8	38		03.05	12.10	24.0218-0035.1	480146	ohne Sensorring ³⁾	180/182 x 40		
	0.8 LPG	38		03.05	12.10						
	1.0	47		03.05	12.10						
	1.0	48		01.07	12.10						
	1.0	49		03.05	12.10						
	1.0 LPG	44		01.07	12.10						
	0.8	38		03.05	12.10	03.0520-4017.3	694017		17,46/180x31 TopKit		
	0.8 LPG	38		03.05	12.10						
	1.0	47		03.05	12.10						
	1.0	48		01.07	12.10						
	1.0	49		03.05	12.10						
	1.0 LPG	44		01.07	12.10						
CHEVROLET NUBIRA (05-10)											
	1.4 i 16V	69	695960	01.05		13.0460-5859.2	605859		23234 16,9 +/WK	AKE	
	1.4 i 16V	70	695960	01.06		13.0460-0140.2	610140		Einbausatz	AKE	
	1.5 i 16V	78	695960	01.05							
	1.6 i 16V	76	695960	01.10							
	1.6 i 16V	80	695960	03.05							
	1.8 i 16V	89	695960	08.05							
	1.8 i 16V	90	695960	03.05							
	2.0 i 16V	88	695960	01.05							
	2.0 TCDi	89	695960	01.05							
	1.4 i 16V	69	695961		12.10						
1.4 i 16V	70	695961		12.10	13.0460-5863.2	605863		23234 16,8 +/WK	AKE		
1.5 i 16V	78	695961		12.10							

¹⁾ + engine code J60 / + codice motore J60 / + moteur code J60 / + motor code J60

²⁾ + engine code J61 / + codice motore J61 / + moteur code J61 / + motor code J61

³⁾ without sensor ring / senza sensori / sans secours ABS / sin anillo sensor ABS



CHEVROLET NUBIRA (05-10)

	1.6 i 16V 1.6 i 16V 1.8 i 16V 1.8 i 16V 2.0 i 16V 2.0 TCDi	76 695961 80 695961 89 695961 90 695961 88 695961 89 695961		12.10 12.10 12.10 12.10 12.10 12.10		13.0460-5863.2 605863		23234 16,8 +WK AKE
	1.4 i 16V 1.4 i 16V 1.5 i 16V 1.6 i 16V 1.6 i 16V 1.8 i 16V 1.8 i 16V 2.0 i 16V 2.0 TCDi	69 70 78 76 80 89 90 88 89		01.05 12.10 01.06 12.10 01.05 12.10 01.10 12.10 03.05 12.10 08.05 12.10 03.05 12.10 01.05 12.10 01.05 12.10		24.0124-0199.1 424199		256 24,0 21,0 V +S +B
	1.4 i 16V 1.4 i 16V 1.5 i 16V 1.6 i 16V 1.8 i 16V 1.8 i 16V 2.0 i 16V 2.0 TCDi	69 70 78 80 89 90 88 89		01.05 12.06 01.06 12.06 01.05 12.06 03.05 12.06 08.05 12.06 03.05 12.06 01.05 12.06 01.05 12.06		13.0460-5739.2 605739		24071 14,6 SUM
	1.4 i 16V 1.4 i 16V 1.5 i 16V 1.6 i 16V 1.6 i 16V 1.8 i 16V 1.8 i 16V 2.0 i 16V 2.0 TCDi	69 70 78 76 80 89 90 88 89		01.05 12.10 01.06 12.10 01.05 12.10 01.10 12.10 03.05 12.10 08.05 12.10 03.05 12.10 01.05 12.10 01.05 12.10		24.0110-0340.1 410340		258 10,5 8,0 +S +B

CHEVROLET ORLANDO (11-)

























	1.8 16V 1.8 LPG 2.0 D 2.0 D 2.0 LPG	104 104 96 120 103		02.11 06.11 02.11 02.11 02.12		13.0460-7263.2 607263 13.0470-7263.2 LD7263		24034 19,1 +WK/Zub 24034 19,1 +WK/Zub ATE
	1.4 16V 1.8 16V 1.8 LPG 2.0 D 2.0 D 2.0 LPG	103 104 104 96 120 103		06.12 02.11 06.11 02.11 02.11 02.12		24.0126-0166.1 426166		300 26,0 23,0 V L +S +B
	1.4 16V 1.8 16V 1.8 LPG 2.0 D 2.0 D 2.0 LPG	103 104 104 96 120 103		06.12 02.11 06.11 02.11 02.11 02.12		13.0460-7264.2 607264 13.0470-7264.2 LD7264		25096 17,0 +WK/Zub 25096 17,0 +WK/Zub ATE
	1.4 16V 1.8 16V 1.8 LPG 2.0 D 2.0 D 2.0 LPG	103 104 104 96 120 103		06.12 02.11 06.11 02.11 02.11 02.12		24.0112-0189.1 412189		292 12,0 10,0 +S +B

CHEVROLET REZZO (05-09)






























	1.6 i 16V 1.6 i 16V 2.0 i 16V 2.0 i 16V	77 826909 79 826909 89 826909 90 826909		05.09 05.09 05.09 05.09		13.0460-5859.2 605859 13.0460-0140.2 610140		23234 16,9 +WK Einbausatz AKE AKE
	1.6 i 16V 1.6 i 16V 2.0 i 16V 2.0 i 16V	77 79 89 90		03.05 05.09 08.05 05.09 03.05 05.09 08.05 05.09		24.0124-0199.1 424199		256 24,0 21,0 V +S +B

CHEVROLET SPARK (05-10)






















	0.8 1.0 LPG 1.0 SX 1.0 SX 1.0 SX	37 46 44 46 49		05.05 02.10 05.05 02.10 06.09 02.10 05.05 02.10 05.05 02.10		13.0460-5996.2 605996		23241 16,1
	0.8 1.0 LPG 1.0 SX 1.0 SX 1.0 SX	37 46 44 46 49		05.05 02.10 05.05 02.10 06.09 02.10 05.05 02.10 05.05 02.10		24.0113-0195.1 413195		236 12,6 9,7 +B
	0.8 1.0 LPG 1.0 SX 1.0 SX 1.0 SX	37 46 44 46 49		05.05 02.10 05.05 02.10 06.09 02.10 05.05 02.10 05.05 02.10		03.0137-0363.2 650363 03.0137-9260.2 669260		180 x 31 HEB Einbausatz














								
CHEVROLET SPARK (05-10)								
	0.8 1.0 LPG 1.0 SX 1.0 SX	37 46 44 46 49		05.05 05.05 06.09 05.05 05.05	02.10 02.10 02.10 02.10 02.10	03.0520-4017.3	694017	17,46/180x31 TopKit
CHEVROLET SPARK (10-)								
	1.0 16V 1.0 LPG 1.2 16V 1.2 16V 1.2 LPG 1.2 LPG	50 50 60 61 59 60		03.10 03.10 03.10 01.11 01.11 03.10		24.0120-0227.1	420227	236 20,0 18,0 V L +B
	1.0 16V 1.0 LPG 1.2 16V 1.2 16V 1.2 LPG 1.2 LPG	50 50 60 61 59 60		03.10 03.10 03.10 01.11 01.11 03.10		03.0137-0472.2	650472	200 x 36 HEB
CHEVROLET TRANS SPORT (96-05)								
	3.4 V6 3.4 V6 3.4 V6 AWD	137 138 138		11.96 10.00 10.01	09.05 09.05 09.05	13.0460-8002.2	608002	23358 18,0 +/WK
	3.4 V6 3.4 V6 3.4 V6 AWD	137 138 138		11.96 10.00 10.01	09.05 09.05 09.05	24.0132-0110.1	432110	278 32,2 30,7 V
	3.4 V6 3.4 V6 3.4 V6 AWD	137 138 138		11.96 10.00 10.01	09.05 09.05 09.05	24.0111-0133.1	411133	278 11,0 9,0 +B
CHEVROLET TRAX (12-)								
	1.7 TD 1.7 TD AWD	96 96		12.12 12.12		24.0130-0209.1	430209	321 30,0 27,0 V L +S +B
	1.4 1.4 AWD 1.6 1.6 AWD 1.7 TD 1.7 TD AWD	103 103 85 85 96 96		12.12 12.12 12.12 12.12 12.12 12.12		24.0112-0188.1	412188	268 12,0 10,0 +S +B
CHEVROLET VOLT (11-)								
	EV 150	111		11.11		13.0460-7263.2	607263	24034 19,1 +/WK/Zub
	EV 150	111		11.11		24.0126-0166.1	426166	300 26,0 23,0 V L +S +B
	EV 150	111		11.11		13.0460-7264.2 13.0470-7264.2	607264 LD7264	elektrische Feststellbremse ¹⁾ elektrische Feststellbremse ¹⁾ 25096 17,0 +/WK/Zub ATE 25096 17,0 +/WK/Zub ATE
	EV 150	111		11.11		24.0112-0189.1	412189	elektrische Feststellbremse ¹⁾ 292 12,0 10,0 +S +B
CHRYSLER 300 C Limousine (04-12)								
	2.7 V6 2.7 V6 3.0 CRD 3.0 V6 CRD 3.5 V6 3.5 V6 AWD 5.7 SRT8 5.7 SRT8 AWD 5.7 V8 6.1 SRT8	130 142 160 155 183 183 250 250 256 317		01.07 09.04 09.05 11.10 09.04 09.04 09.04 04.05 12.09 06.05	11.12 11.12 11.12 11.12 11.12 11.12 11.12 11.12 11.12 11.12	03.0137-4014.2 03.0137-9269.2	654014 669269	183 x 31 /Zub Einbausatz
CHRYSLER 300 C Touring (04-10)								
	2.7 V6 2.7 V6 3.0 CRD 3.5 V6 3.5 V6 AWD 5.7 V8 5.7 V8 AWD 6.1 SRT8	130 142 160 183 183 250 250 317		01.07 09.04 09.05 09.04 09.04 09.04 04.05 06.05	12.10 12.10 12.10 12.10 12.10 12.10 12.10 12.10	03.0137-4014.2 03.0137-9269.2	654014 669269	183 x 31 /Zub Einbausatz
CHRYSLER 300 M (LR) (98-04)								
	2.7 V6 2.7 V6 3.5 V6 3.5 V6	149 150 185 187		11.98 08.00 08.00 07.98	08.00 09.04 09.04 08.00	13.0460-8003.2	608003	23043 16,0 +

¹⁾ electric parking brake / fr.di stazionamento elettrico / frein à main électrique / freno de mano eléctrico


















								
CHRYSLER 300 M (LR) (98-04)								
	2.7 V6	149	11.98	08.00	13.0460-8010.2	608010		23561 18,1 +
	2.7 V6	150	08.00	09.04				
	3.5 V6	185	08.00	09.04				
	3.5 V6	187	07.98	08.00				
CHRYSLER CONCORDE (LP41) (92-97)								
	3.3 V6	120	01.95	09.97	13.0460-8003.2	608003		23043 16,0 +
	3.5 V6	155	01.95	09.97				
CHRYSLER CONCORDE (C_41) (97-03)								
	2.7 V6	149	10.97	09.03	13.0460-8003.2	608003		23043 16,0 +
	3.5 V6	174	10.97	09.03				
	3.5 V6 Supercharged	186	10.97	09.03				
	2.7 V6	149	10.97	09.03	13.0460-8010.2	608010		23561 18,1 +
	3.5 V6	174	10.97	09.03				
	3.5 V6 Supercharged	186	10.97	09.03				
CHRYSLER CROSSFIRE Coupe (03-08)								
	3.2 V6	160	07.03	01.08	13.0460-7087.2	607087		21670 19,4 +/WE ATE
					13.0470-7087.2	LD7087		21670 19,4 +/WE ATE
	3.2 SRT-6	246	09.04	08.06	13.0460-7183.2	607183		21484 20,5 +/WE ATE
	3.2 V6	160	07.03	01.08	24.0125-0110.1	425110		288 25,0 22,4 V L +S +B
	3.2 V6	160	07.03	01.08	24.0128-0106.1	428106		300 28,0 25,4 V L +S +B
	3.2 SRT-6	246	09.04	08.06	24.0132-0159.1	432159		330 32,0 29,4 V L +B
	3.2 V6	160	07.03	01.08	13.0460-4064.2	604064		21919 15,3 /Zub ATE
					13.0470-4064.2	LD4064		21919 15,3 /Zub ATE
	3.2 SRT-6	246	09.04	08.06	13.0460-4047.2	604047		21305 16,1 /WE ATE
					13.0470-4047.2	LD4047		21305 16,1 /WE ATE
	3.2 V6	160	07.03	01.08	24.0109-0114.1	409114		278 9,0 7,3 +S +B
	3.2 SRT-6	246	09.04	08.06	24.0122-0228.1	422228		300 22,0 19,4 V L +B
	3.2 SRT-6	246	09.04	08.06	03.0137-4013.2	654013		164 x 20 /Zub
	3.2 V6	160	07.03	01.08				
CHRYSLER CROSSFIRE Cabrio (04-08)								
	3.2 V6	160	05.04	01.08	13.0460-7087.2	607087		21670 19,4 +/WE ATE
					13.0470-7087.2	LD7087		21670 19,4 +/WE ATE
	3.2 SRT-6	246	09.04	08.06	13.0460-7183.2	607183		21484 20,5 +/WE ATE
	3.2 V6	160	05.04	01.08	24.0125-0110.1	425110		288 25,0 22,4 V L +S +B
	3.2 V6	160	05.04	01.08	24.0128-0106.1	428106		300 28,0 25,4 V L +S +B
	3.2 SRT-6	246	09.04	08.06	24.0132-0159.1	432159		330 32,0 29,4 V L +B
	3.2 V6	160	05.04	01.08	13.0460-4064.2	604064		21919 15,3 /Zub ATE
					13.0470-4064.2	LD4064		21919 15,3 /Zub ATE
	3.2 SRT-6	246	09.04	08.06	13.0460-4047.2	604047		21305 16,1 /WE ATE
					13.0470-4047.2	LD4047		21305 16,1 /WE ATE
	3.2 V6	160	05.04	01.08	24.0109-0114.1	409114		278 9,0 7,3 +S +B
	3.2 SRT-6	246	09.04	08.06	24.0122-0228.1	422228		300 22,0 19,4 V L +B
	3.2 SRT-6	246	09.04	08.06	03.0137-4013.2	654013		164 x 20 /Zub
	3.2 V6	160	05.04	01.08				
CHRYSLER INTREPID (DH41)/INTREPID ES (DP41) (93-)								
	3.3 V6		01.95		13.0460-8003.2	608003		23043 16,0 +
	3.5 V6 24V		01.95					
CHRYSLER NEON (PL) (94-99)								
	1.8 16V	85	09.97	08.99	13.0460-8003.2	608003	für 5-Loch-Felge ¹⁾	23043 16,0 +
	2.0 16V	98	01.95	08.99				
	2.0 16V	107	06.94	08.99				
	2.0 16V	109	04.96	08.99				
	1.8 16V	85	09.97	08.99	13.0460-8010.2	608010	für 5-Loch-Felge ¹⁾	23561 18,1 +
	2.0 16V	98	01.95	08.99				
	2.0 16V	107	06.94	08.99				
	2.0 16V	109	04.96	08.99				
	1.8 16V	85	09.97	08.99	24.0109-0146.1	409146	für 5-Loch-Felge ¹⁾	270 9,0 7,3 +B
	2.0 16V	98	01.95	08.99				
	2.0 16V	107	06.94	08.99				
	2.0 16V	109	04.96	08.99				
CHRYSLER NEON II (99-06)								
	1.6 16V	85	11.01	12.06	13.0460-8003.2	608003		23043 16,0 +
	2.0 16V	97	10.02	12.06				
	2.0 16V	98	08.99	12.06				
	2.0 16V R/T	110	10.01	12.06				
	1.6 16V	85	11.01	12.06 + ABS	13.0460-8010.2	608010		23561 18,1 +
	2.0 16V	97	10.02	12.06				
	2.0 16V	98	08.99	12.06				
	2.0 16V R/T	110	10.01	12.06				

¹⁾ for 5 bore wheel rim / per cerchione a 5 fori / pour jante à 5 trous / para Llantas de 5 taladros

								
CHRYSLER NEON II (99-06)								
	1.6 16V 2.0 16V 2.0 16V 2.0 16V R/T	85 97 98 110		11.01 12.06 + ABS 10.02 12.06 08.99 12.06 10.01 12.06		24.0109-0146.1 409146		270 9,0 7,3 +B
CHRYSLER NEW YORKER (CH41) / LHS (CP41) (93-98)								
	3.5 i 24V	155		01.95 09.98		13.0460-8003.2 608003		23043 16,0 +
CHRYSLER PT CRUISER (00-10)								
	1.6 16V 2.0 16V 2.0 16V 2.2 CRD 2.2 CRD 2.4 16V 2.4 16V 2.4 16V 2.4 16V 2.4 GT Turbo	85 100 104 89 110 105 110 169 164		11.01 09.10 10.04 09.10 06.00 09.10 03.02 09.10 08.05 09.10 03.04 09.10 06.00 09.10 09.04 09.10 08.03 09.10		13.0460-2959.2 602959 13.0460-0134.2 610134		23532 20,1 +/WK/S Einbausatz LUC LUC
	1.6 16V 2.0 16V 2.0 16V 2.2 CRD 2.2 CRD 2.4 16V 2.4 16V 2.4 16V 2.4 GT Turbo	85 100 104 89 110 105 110 169 164		11.01 09.10 10.04 09.10 06.00 09.10 03.02 09.10 08.05 09.10 03.04 09.10 06.00 09.10 09.04 09.10 08.03 09.10		24.0123-0107.1 423107		280 23,0 21,4 V L +B
	1.6 16V 2.0 16V 2.0 16V 2.2 CRD 2.2 CRD 2.4 16V 2.4 16V 2.4 16V 2.4 GT Turbo	85 100 104 89 110 105 110 169 164		11.01 09.10 + ABS 10.04 09.10 06.00 09.10 03.02 09.10 08.05 09.10 03.04 09.10 06.00 09.10 09.04 09.10 08.03 09.10		13.0460-8010.2 608010		23561 18,1 +
	1.6 16V 2.0 16V 2.0 16V 2.2 CRD 2.2 CRD 2.4 16V 2.4 16V 2.4 16V 2.4 GT Turbo	85 100 104 89 110 105 110 169 164		11.01 09.10 + ABS 10.04 09.10 06.00 09.10 03.02 09.10 08.05 09.10 03.04 09.10 06.00 09.10 09.04 09.10 08.03 09.10		24.0109-0146.1 409146		270 9,0 7,3 +B
	1.6 16V 2.0 16V 2.0 16V 2.2 CRD 2.2 CRD 2.4 16V 2.4 16V 2.4 16V 2.4 GT Turbo	85 100 104 89 110 105 110 169 164		11.01 09.10 + ABS 10.04 09.10 06.00 09.10 03.02 09.10 08.05 09.10 03.04 09.10 06.00 09.10 09.04 09.10 08.03 09.10		03.0137-3018.2 653018		172 x 22
CHRYSLER STRATUS (JA,JX) (95-01)								
	2.5 LX V6 2.5 V6	120 125		12.95 04.01 12.95 04.01		13.0460-8010.2 608010		23561 18,1 +
CHRYSLER SEBRING (JR) (01-07)								
	2.0 16V 2.4 16V 2.4 16V 2.4 16V Turbo 2.7 V6	104 105 112 164 149		04.01 06.07 04.01 06.07 04.01 06.07 09.01 06.07 04.01 06.07		13.0460-5980.2 605980 13.0460-8010.2 608010		21706 15,5 +/WK AKE 23561 18,1 +
	2.0 16V	104		04.01 06.07		24.0110-0704.1 410704		262 10,0 8,4 +B
CHRYSLER SEBRING (JS) (07-10)								
	2.0 CRD 2.0 VVT 2.4 VVT 2.7 VVT 2.7 VVT 3.5 V6 AWD	103 115 125 137 141 175		07.07 12.10 07.07 12.10 07.07 12.10 07.07 12.10 11.07 12.10		13.0460-5760.2 605760		23584 16,4 /WK AKE
	2.0 CRD 2.0 VVT 2.4 VVT 2.7 VVT 2.7 VVT 3.5 V6 AWD	103 115 125 137 141 175		07.07 12.10 07.07 12.10 07.07 12.10 07.07 12.10 11.07 12.10		24.0126-0170.1 426170		294 26,0 24,4 V +B

CHRYSLER SEBRING (JS) (07-10)											
	2.0 CRD 2.0 VVT 2.4 VVT 2.7 VVT 2.7 VVT 3.5 V6 AWD	103 115 125 137 141 175		07.07 07.07 07.07 07.07 07.07 11.07	12.10 12.10 12.10 12.10 12.10 12.10		13.0460-5735.2	605735		+ ABS	24014 16,0 +/WK AKE
	2.0 CRD 2.0 VVT 2.4 VVT 2.7 VVT 2.7 VVT 3.5 V6 AWD	103 115 125 137 141 175		07.07 07.07 07.07 07.07 07.07 11.07	12.10 12.10 12.10 12.10 12.10 12.10		24.0110-0363.1	410363		+ ABS	262 10,0 8,4 +B
CHRYSLER SEBRING Cabriolet (JR) (01-07)											
	2.0 16V 2.4 16V 2.4 16V Turbo 2.7 V6	104 112 164 149		04.01 04.01 09.01 04.01	06.07 06.07 06.07 06.07		13.0460-8010.2	608010			23561 18,1 +
	2.0 16V 2.4 16V 2.4 16V Turbo 2.7 V6	104 112 164 149		04.01 04.01 09.01 04.01	06.07 06.07 06.07 06.07		03.0137-3018.2	653018			172 x 22
CHRYSLER SEBRING Cabriolet (JS) (07-10)											
	2.0 CRD 2.4 VVT 2.7 VVT 2.7 VVT 3.5 V6 AWD	103 125 137 141 175		07.07 07.07 07.07 07.07 11.07	12.10 12.10 12.10 12.10 12.10		13.0460-5760.2	605760			23584 16,4 /WK AKE
	2.0 CRD 2.4 VVT 2.7 VVT 2.7 VVT 3.5 V6 AWD	103 125 137 141 175		07.07 07.07 07.07 07.07 11.07	12.10 12.10 12.10 12.10 12.10		24.0126-0170.1	426170			294 26,0 24,4 V +B
	2.0 CRD 2.4 VVT 2.7 VVT 2.7 VVT 3.5 V6 AWD	103 125 137 141 175		07.07 07.07 07.07 07.07 11.07	12.10 12.10 12.10 12.10 12.10		13.0460-5855.2	605855		+ ABS	23582 16,0 +
	2.0 CRD 2.4 VVT 2.7 VVT 2.7 VVT 3.5 V6 AWD	103 125 137 141 175		07.07 07.07 07.07 07.07 11.07	12.10 12.10 12.10 12.10 12.10		24.0110-0361.1	410361		+ ABS	302 10,0 8,4 +B
CHRYSLER VISION (XP41) (93-97)											
	3.5 TSi	155		01.95	12.97		13.0460-8003.2	608003			23043 16,0 +
CHRYSLER VOYAGER (ES) (90-95)											
	2.5 i 2.5 TD 3.0 i 3.3 i 3.3 i 3.3 i AWD			08.90 01.92 10.90 08.90 08.90 08.90	12.95 + 15" Rad ¹⁾ 12.95 + 15" Rad ¹⁾ 12.95 + 15" Rad ¹⁾ 12.95 + 15" Rad ¹⁾ 12.95 + 15" Rad ¹⁾ 12.95 + 15" Rad ¹⁾		13.0460-8009.2	608009			21815 18,8 +/WK
	2.5 i 2.5 TD 3.0 i 3.3 i 3.3 i 3.3 i AWD			08.90 01.92 10.90 08.90 08.90 08.90	12.95 + 15" Rad ¹⁾ 12.95 + 15" Rad ¹⁾ 12.95 + 15" Rad ¹⁾ 12.95 + 15" Rad ¹⁾ 12.95 + 15" Rad ¹⁾ 12.95 + 15" Rad ¹⁾		24.0124-0193.1	424193			283 24,0 22,4 V
CHRYSLER VOYAGER (GS) (95-01)											
	2.0 i 2.4 AWD 2.4 i 2.5 TD 2.5 TDiC AWD 3.0 3.3 i 3.3 i 3.8 i 3.8 i AWD 3.8 i AWD	98 111 111 85 85 112 116 134 121 122 131		01.95 02.97 01.95 01.95 10.95 01.95 01.95 01.95 01.95 01.95 01.95	03.01 03.01 03.01 03.01 03.01 03.01 03.01 03.01 03.01 03.01 03.01		13.0460-8003.2	608003			23043 16,0 +
	2.0 i 2.4 AWD 2.4 i 2.5 TD 2.5 TDiC AWD 3.0 3.3 i 3.3 i 3.8 i 3.8 i AWD	98 111 111 85 85 112 116 134 121 122		01.95 02.97 01.95 01.95 10.95 01.95 01.95 01.95 01.95 01.95	03.01 03.01 03.01 03.01 03.01 03.01 03.01 03.01 03.01 03.01		24.0124-0178.1	424178		+ 15" Rad ¹⁾	283 24,0 22,4 V +B

¹⁾ + 15" wheel / + ruota 15" / + roue 15" / + rueda 15"

										
CHRYSLER VOYAGER (GS) (95-01)										
	3.8 i AWD	131		01.95	03.01		24.0124-0178.1	424178	+ 15" Rad ¹⁾	283 24,0 22,4 V +B
	2.0 i	98		01.95	09.96		13.0460-8010.2	608010	+ ABS	23561 18,1 +
	2.4 i	111		01.95	09.96					
	2.5 TD	85		01.95	09.96					
	2.5 TDiC AWD	85		10.95	09.96					
	3.0	112		01.95	09.96					
	3.3 i	116		01.95	09.96					
	3.3 i	134		01.95	09.96					
	3.8 i	121		01.95	09.96					
	3.8 i AWD	122		01.95	09.96					
	3.8 i AWD	131		01.95	09.96					
	2.0 i	98		01.95	03.01		24.0113-0196.1	413196	+ ABS	290 12,5 11,3 +B
	2.4 AWD	111		02.97	03.01					
	2.4 i	111		01.95	03.01					
	2.5 TD	85		01.95	03.01					
	2.5 TDiC AWD	85		10.95	03.01					
	3.0	112		01.95	03.01					
	3.3 i	116		01.95	03.01					
	3.3 i	134		01.95	03.01					
	3.8 i	121		01.95	03.01					
	3.8 i AWD	122		01.95	03.01					
	3.8 i AWD	131		01.95	03.01					
CHRYSLER VOYAGER (RG) (00-08)										
	2.4 16V	108		02.00	12.08		13.0460-7207.2	607207	+ 16" Rad ²⁾	23807 18,6 + ATE
	2.5 CRD	88		08.05	12.08		13.0460-2899.2	602899	+ 16" Rad ²⁾	23638 18,3 +/WK LUC
	2.5 CRD	105		02.00	12.08					
	2.8 CRD	110		06.04	12.08					
	3.3 V6	128		02.00	12.08					
	3.3 V6	134		09.03	12.08					
	3.3 V6 AWD	128		02.00	12.08					
	3.3 V6 Flex-Fuel	128		02.00	12.08					
	3.8 V6	160		02.00	12.08					
	3.8 V6 AWD	160		02.00	12.08					
	2.4 16V	108		02.00	12.08		24.0128-0148.1	428148	+ 15" Rad ¹⁾	281 28,0 25,3 V
	2.5 CRD	88		08.05	12.08		24.0128-0147.1	428147	+ 16" Rad ²⁾	302 28,0 26,5 V L +B
	2.5 CRD	105		02.00	12.08					
	2.8 CRD	110		06.04	12.08					
	3.3 V6	128		02.00	12.08					
	3.3 V6	134		09.03	12.08					
	3.3 V6 AWD	128		02.00	12.08					
	3.3 V6 Flex-Fuel	128		02.00	12.08					
	3.8 V6	160		02.00	12.08					
	3.8 V6 AWD	160		02.00	12.08					
	2.4 16V	108		02.00	12.08		13.0460-8008.2	608008		24036 16,7 +/WK
	2.5 CRD	88		08.05	12.08					
	2.5 CRD	105		02.00	12.08					
	2.8 CRD	110		06.04	12.08					
	3.3 V6	128		02.00	12.08					
	3.3 V6	134		09.03	12.08					
	3.3 V6 AWD	128		02.00	12.08					
	3.3 V6 Flex-Fuel	128		02.00	12.08					
	3.8 V6	160		02.00	12.08					
	3.8 V6 AWD	160		02.00	12.08					
	2.4 16V	108		02.00	12.08		24.0113-0196.1	413196		290 12,5 11,3 +B
	2.5 CRD	88		08.05	12.08					
	2.5 CRD	105		02.00	12.08					
	2.8 CRD	110		06.04	12.08					
	3.3 V6	128		02.00	12.08					
	3.3 V6	134		09.03	12.08					
	3.3 V6 AWD	128		02.00	12.08					
	3.3 V6 Flex-Fuel	128		02.00	12.08					
	3.8 V6	160		02.00	12.08					
	3.8 V6 AWD	160		02.00	12.08					
CITROEN AX (86-98)										
	10	32	ORGA 05089	09.86			13.0460-4041.2	604041		21179 16,8 +/WK ATE
	10	33	ORGA 05089	07.86			13.0460-0424.2	610424		Einbausatz ATE
	10 E	30		12.86	12.88					
	11	40	ORGA 05089	12.86						
	11	44	ORGA 05089	10.89						
	13 Sport		ORGA 05089	04.87						
	14	44	ORGA 05089	12.86						
	14	49	ORGA 05089	06.88						
	14	55	ORGA 05089	03.89						
	14 D		ORGA 05089	09.88						
	14 GT	62	ORGA 05089	01.88						
	10	32	ORGA 05090	06.92			13.0460-4042.2	604042		21191 16,8 +/WK ATE
	10	33	ORGA 05090	12.98			13.0460-0424.2	610424		Einbausatz ATE
	10	37		12.98						
	11	44	ORGA 05090	12.97						
	14	55	ORGA 05090							
	14 D		ORGA 05277							
	14 GT	62	ORGA 05090	12.92						

¹⁾ + 15" wheel / + ruota 15" / + roue 15" / + rueda 15"
















²⁾ + 16" wheel / + ruota 16" / + roue 16" / + rueda 16"

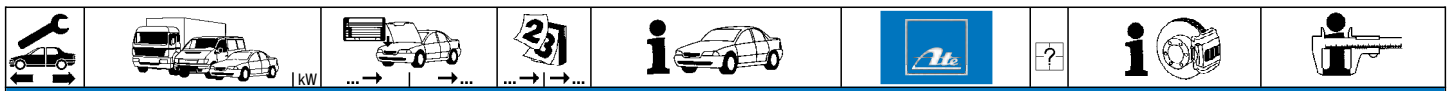
CITROEN AX (86-98)											
	14	55	ORGA 05278	12.96		13.0460-3952.2	603952		20905 18,0 +/WK	BDX	
	14 D		ORGA 05278	12.97		13.0460-0403.2	610403		Einbausatz	BDX	
	15 D			08.94	12.97						
	14 GTI			06.91	12.96	13.0460-2825.2	602825		21614 17,7 +/WK	LUC	
						13.0460-0060.2	610060		Einbausatz	LUC	
	10	32		09.86	06.92	24.0108-0107.1	408107		238 8,0 6,0 +S +B		
	10	33		07.86	12.98						
	10	37		07.92	12.98						
	10 E	30		12.86	12.88						
	11	40		12.86	06.90						
	11	44		10.89	12.97						
	14	44		12.86	12.88						
	14	49		06.88	12.89						
	14	55	ORGA 05277	03.89							
	14 D		ORGA 05277	09.88							
		14	55	ORGA 05278	12.96		24.0110-0208.1	410208		247 10,0 9,0	
		14 D		ORGA 05278	12.97						
	15 D			08.94	12.97						
	13 Sport	62	ORGA 05089	04.87		24.0110-0197.1	410197		238 10,0 9,0		
	14 GT		ORGA 05089	01.88							
	14 GT	62	ORGA 05090		12.92	24.0110-0198.1	410198		258 10,0 9,0		
	14 GTI			06.91	12.96	24.0120-0132.1	420132		247 20,4 18,5 V +S +B		
						24.0320-0132.1	520132		247 20,4 18,5 V +S +B PD		
	10	32		09.86	06.92	03.0137-0195.2	650195		164 x 32 AUT		
	10	33		07.86	12.98	03.0137-9079.2	669079		Einbausatz		
	10	37		07.92	12.98						
	10 E	30		12.86	12.88						
	11	40		12.86	06.90						
	11	44		10.89	12.97						
	13 Sport			04.87	12.88						
	14	44		12.86	12.88						
	14	49		06.88	12.89						
	14 D			09.88	12.97						
	14 GT	62		01.88	12.92						
	15 D			08.94	12.97						
	14	55		03.89	12.96	03.0137-0196.2	650196		180 x 32 AUT	BDX	
	14 GTI			06.91	12.96	03.0137-9055.2	669055		Einbausatz	BDX	
	14 4x4	55		08.91	12.96	03.0137-0211.2	650211		203 x 39	BDX	
						03.0137-9125.2	669125		Einbausatz	BDX	
	10	32		09.86	06.92	24.0216-5001.1	480001	ohne Sensorring ¹⁾	165/166 x 38,5 - Lager		
	10	33		07.86	12.98	24.0216-5701.2	480212		165/166 x 38,5 + Lager		
	10	37		07.92	12.98						
	10 E	30		12.86	12.88						
	11	40		12.86	06.90						
	11	44		10.89	12.97						
	13 Sport			04.87	12.88						
	14	44		12.86	12.88						
	14	49		06.88	12.89						
	14 D			09.88	12.97						
	14 GT	62		01.88	12.92						
	15 D			08.94	12.97						
	14	55		03.89	12.96	24.0218-0020.1	480074		180/181 x 46 - Lager		
	14 GTI			06.91	12.96	24.0218-0720.2	480205		180/181 x 46 + Lager		
	10	32		09.86	06.92	03.0420-0519.3	680519	für Radzylinder mit Regler ²⁾ für Radzylinder mit Regler ²⁾ für Radzylinder ohne Regler ³⁾	19,05/164x32 Kit	BDX	
	10	33		07.86	12.98	03.0520-0519.3	690519		19,05/164x32 TopKit	BDX	
	10	37		07.92	12.98	03.0520-0719.3	690719		19,05/164x32 TopKit	BDX	
	10 E	30		12.86	12.88						
	11	40		12.86	06.90						
	11	44		10.89	12.97						
	13 Sport			04.87	12.88						
	14	44		12.86	12.88						
	14	49		06.88	12.89						
	14 D			09.88	12.97						
	14 GT	62		01.88	12.92						
	15 D			08.94	12.97						
CITROEN BERLINGO (MF) Kombi (96-08)											
	1.1 i	44	ORGA 09428	07.96		13.0460-2829.2	602829		23124 19,0 +/WK/S	LUC	
	1.1 i	44	ORGA 09127	07.96							
	1.4 GNC	48	ORGA 09428	11.02							
	1.4 GNC	48	ORGA 09127	11.02							
	1.4 Hybrid	54	ORGA 09428	05.05							
	1.4 Hybrid	54	ORGA 09127	05.05							
	1.4 i	55	ORGA 09428	07.96							
	1.4 i	55	ORGA 09127	07.96							
	1.6 16V	80	ORGA 09127	10.00							
	1.8 D	43	ORGA 09127	07.98							
	1.8 i	66	ORGA 09127	05.97							
	1.9 D	50	ORGA 09127	07.96							
	1.9 D	51	ORGA 09127	07.98							
	2.0 HDi	66	ORGA 09127	12.99							
	Electric	27		01.00	03.08						
		1.1 i	44	ORGA 09128	03.08		13.0460-3994.2	603994		23599 19,0 /Zub/S	BOS
		1.1 i	44	ORGA 09429	03.08		13.0470-3994.2	LD3994		23599 19,0 /Zub/S	BOS
		1.4 Bivalent			11.02	03.08					
		1.4 GNC	48	ORGA 09128	03.08						

¹⁾ without sensor ring / senza sensori / sans secours ABS / sin anillo sensor ABS

²⁾ for WC with regulator / per CR con regolatore / pour CR avec régulateur / para CR con regulador

³⁾ for WC without regulator / per CR senza regolatore / pour CR sans régulateur / para CR sin regulador

									
CITROEN BERLINGO (MF) Kombi (96-08)									
	1.4 GNC	48 ORGA 09429		03.08	13.0460-3994.2	603994		23599 19,0 /Zub/S	BOS
	1.4 Hybrid	54 ORGA 09128		03.08	13.0470-3994.2	LD3994		23599 19,0 /Zub/S	BOS
	1.4 Hybrid	54 ORGA 09429		03.08					
	1.4 i	55 ORGA 09128		03.08					
	1.4 i	55 ORGA 09429		03.08					
	1.6 16V	80 ORGA 09128		03.08					
	1.6 HDi	80		08.05 03.08					
	1.6 HDi 75	55		07.05 03.08					
	1.6 HDi 90	66		07.05 03.08					
	1.8 D	43 ORGA 09128		03.08					
	1.8 i	66 ORGA 09128		03.08					
	1.9 D	50 ORGA 09128		03.08					
	1.9 D	51 ORGA 09128		03.08					
	2.0 HDi	66 ORGA 09128		03.08					
1.6 16V	80 ORGA 09128		03.08	13.0460-3811.2	603811		23708 19,2 /S	BOS	
1.6 HDi	80		08.05 03.08						
1.6 HDi 90	66		07.05 03.08						
2.0 HDi	66 ORGA 09128		03.08						
	1.1 i	44	ORGA 09428	07.96	24.0113-0184.1	413184		266 13,0 11,0 +S +B	
	1.4 GNC	48	ORGA 09428	11.02					
	1.4 Hybrid	54	ORGA 09428	05.05					
	1.4 i	55	ORGA 09428	07.96					
	Electric	27		01.00	03.08				
	1.1 i	44	ORGA 09127	07.96	24.0120-0133.1	420133		266 20,5 18,5 V +S +B	
	1.4 GNC	48	ORGA 09127	11.02	24.0320-0133.1	520133		266 20,5 18,5 V +S +B PD	
	1.4 Hybrid	54	ORGA 09127	05.05					
	1.4 i	55	ORGA 09127	07.96					
	1.6 16V	80	ORGA 09127	10.00					
	1.8 D	43	ORGA 09127	07.98					
	1.8 i	66	ORGA 09127	05.97					
	1.9 D	50	ORGA 09127	07.96					
	1.9 D	51	ORGA 09127	07.98					
2.0 HDi	66	ORGA 09127	12.99						
1.1 i	44 ORGA 09128		03.08	24.0122-0194.1	422194		266 22,0 20,0 V +S +B		
1.1 i	44 ORGA 09429		03.08						
1.4 Bivalent			11.02						
1.4 GNC	48 ORGA 09128		03.08						
1.4 GNC	48 ORGA 09429		03.08						
1.4 Hybrid	54 ORGA 09128		03.08						
1.4 Hybrid	54 ORGA 09429		03.08						
1.4 i	55 ORGA 09128		03.08						
1.4 i	55 ORGA 09429		03.08						
1.6 16V	80 ORGA 09128		03.08						
1.6 HDi	80		08.05 03.08						
1.6 HDi 75	55		07.05 03.08						
1.6 HDi 90	66		07.05 03.08						
1.8 D	43 ORGA 09128		03.08						
1.8 i	66 ORGA 09128		03.08						
1.9 D	50 ORGA 09128		03.08						
1.9 D	51 ORGA 09128		03.08						
2.0 HDi	66 ORGA 09128		03.08						
1.6 16V	80 ORGA 09128		03.08	24.0126-0120.1	426120		283 26,0 24,0 V +S +B		
1.6 HDi	80		08.05 03.08	24.0326-0120.1	526120		283 26,0 24,0 V +S +B PD		
1.6 HDi 90	66		07.05 03.08						
2.0 HDi	66 ORGA 09128		03.08						
	1.6 16V	80		10.00 03.08	13.0460-2823.2	602823		23554 17,2 /S	LUC
	1.6 HDi	80		08.05 03.08	13.0470-2823.2	LD2823		23554 17,2 /S	LUC
	1.6 HDi 90	66		07.05 03.08					
	2.0 HDi	66		12.99 03.08					
	1.6 16V	80		10.00 03.08	24.0109-0137.1	409137		247 9,0 8,0 +S +B	
	1.6 HDi	80		08.05 03.08					
	1.6 HDi 90	66		07.05 03.08					
	2.0 HDi	66		12.99 03.08					
	1.1 i	44		07.96 03.08	03.0137-0341.2	650341		229 x 42 HEB	LUC
	1.4 Bivalent			11.02 03.08	03.0137-9220.2	669220		Einbausatz	LUC
	1.4 GNC	48		11.02 03.08					
	1.4 Hybrid	54		05.05 03.08					
	1.4 i	55		07.96 03.08					
	1.6 16V	80		10.00 03.08					
	1.6 HDi	80		08.05 03.08					
	1.6 HDi 75	55		07.05 03.08					
	1.6 HDi 90	66		07.05 03.08					
	1.8 D	43		07.98 03.08					
	1.8 i	66		05.97 03.08					
	1.9 D	50		07.96 03.08					
	1.9 D	51		07.98 03.08					
	2.0 HDi	66		12.99 03.08					
Electric	27		01.00	03.08					
	1.1 i	44		07.96 03.08	24.0222-8017.1	480071		229/230 x 50,5	
	1.4 Bivalent			11.02 03.08					
	1.4 GNC	48		11.02 03.08					
	1.4 Hybrid	54		05.05 03.08					
	1.4 i	55		07.96 03.08					
	1.6 16V	80		10.00 03.08					
	1.6 HDi	80		08.05 03.08					
1.6 HDi 75	55		07.05 03.08						
















CITROEN BERLINGO (MF) Kombi (96-08)

	1.6 HDi 90 1.8 D 1.8 i 1.9 D 1.9 D 2.0 HDi Electric	66 43 66 50 51 66 27		07.05 07.98 05.97 07.96 07.98 12.99 01.00	03.08 03.08 03.08 03.08 03.08 03.08 03.08	- ESP - ESP	24.0222-8017.1	480071		229/230 x 50,5	
	1.1 i 1.4 GNC 1.4 Hybrid 1.4 i 1.8 D 1.8 i 1.9 D 1.9 D	44 48 54 55 43 66 50 51	ORGA 08000 ORGA 08000 ORGA 08000 ORGA 08000 ORGA 08000 ORGA 08000 ORGA 08000 ORGA 08000	07.96 11.02 05.05 07.96 07.98 05.97 07.96 07.98			03.0520-6322.3	696322		22,20/229x42 TopKit	LUC
	1.1 i 1.4 Bivalent 1.4 GNC 1.4 Hybrid 1.4 i 1.6 16V 1.6 HDi 1.6 HDi 75 1.6 HDi 90 1.8 D 1.8 i 1.9 D 1.9 D 2.0 HDi Electric	44 48 54 55 80 80 55 66 43 66 50 51 66 27	ORGA 08001 ORGA 08001 ORGA 08001 ORGA 08001 ORGA 08001 ORGA 08001 ORGA 08001 ORGA 08001 ORGA 08001 ORGA 08001 ORGA 08001 ORGA 08001 ORGA 08001 ORGA 08001	11.02 11.02 03.08 03.08 03.08 10.00 08.05 07.05 07.05 03.08 03.08 03.08 03.08 12.99 01.00	03.08 03.08 03.08 03.08 03.08 03.08 03.08 03.08 03.08 03.08 03.08 03.08 03.08 03.08 03.08	- ESP - ESP - ESP - ESP	03.0520-6322.3	696322		22,20/229x42 TopKit	LUC

CITROEN BERLINGO (M_) Kasten (96-08)

	1.1 i 1.1 i 1.4 i 1.4 i 1.6 16V 1.8 D 1.9 D 2.0 HDi 90	44 44 55 55 80 43 51 66	ORGA 09428 ORGA 09127 ORGA 09428 ORGA 09127 ORGA 09127 ORGA 09127 ORGA 09127 ORGA 09127	07.96 07.96 07.96 07.96 10.00 07.96 07.96 12.99			13.0460-2829.2	602829		23124 19,0 +/-WK/S	LUC
	1.1 i 1.1 i 1.4 1.4 Bivalent 1.4 i 1.4 i 1.6 16V 1.6 HDi 75 1.8 D 1.9 D 2.0 HDi 90	44 44 48 55 55 55 80 55 43 51 66	ORGA 09128 ORGA 09429 ORGA 09128 ORGA 09429 ORGA 09128 ORGA 09128 ORGA 09128 ORGA 09128 ORGA 09128 ORGA 09128 ORGA 09128	07.96 07.96 11.02 11.02 03.08 03.08 03.08 07.05 03.08 03.08 03.08	03.08 03.08 03.08 03.08 03.08 03.08 03.08 03.08 03.08 03.08 03.08		13.0460-3994.2 13.0470-3994.2	603994 LD3994		23599 19,0 /Zub/S 23599 19,0 /Zub/S	BOS BOS
	1.1 i 1.4 i 1.1 i 1.4 i 1.6 16V 1.8 D 1.9 D 2.0 HDi 90	44 55 44 55 80 43 51 66	ORGA 09428 ORGA 09428 ORGA 09127 ORGA 09127 ORGA 09127 ORGA 09127 ORGA 09127 ORGA 09127	07.96 07.96 07.96 07.96 10.00 07.96 07.96 12.99			24.0113-0184.1 24.0120-0133.1 24.0320-0133.1	413184 420133 520133		266 13,0 11,0 +S +B 266 20,5 18,5 V +S +B 266 20,5 18,5 V +S +B PD	
	1.1 i 1.1 i 1.4 1.4 Bivalent 1.4 i 1.4 i 1.6 16V 1.6 HDi 75 1.8 D 1.9 D 2.0 HDi 90	44 44 48 55 55 55 80 55 43 51 66	ORGA 09128 ORGA 09429 ORGA 09128 ORGA 09429 ORGA 09128 ORGA 09128 ORGA 09128 ORGA 09128 ORGA 09128 ORGA 09128 ORGA 09128	07.96 07.96 11.02 11.02 03.08 03.08 03.08 07.05 03.08 03.08 03.08	03.08 03.08 03.08 03.08 03.08 03.08 03.08 03.08 03.08 03.08 03.08		24.0122-0194.1	422194		266 22,0 20,0 V +S +B	
	2.0 HDi 90	66		12.99	03.08	+ ESP	13.0460-2823.2 13.0470-2823.2	602823 LD2823		23554 17,2 /S 23554 17,2 /S	LUC LUC
	2.0 HDi 90	66		12.99	03.08	+ ESP	24.0109-0137.1	409137		247 9,0 8,0 +S +B	
	1.1 i 1.4 1.4 Bivalent 1.4 i 1.6 16V 1.6 HDi 75 1.8 D 1.9 D 2.0 HDi 90	44 48 55 55 80 55 43 51 66		07.96 11.02 11.02 07.96 10.00 07.05 07.96 07.96 12.99	03.08 03.08 03.08 03.08 03.08 03.08 03.08 03.08 03.08	- ESP	03.0137-0341.2 03.0137-9220.2	650341 669220		229 x 42 HEB Einbausatz	LUC LUC



CITROEN BERLINGO (M_) Kasten (96-08)									
	1.1 i 1.4 1.4 Bivalent 1.4 i 1.6 16V 1.6 HDi 75 1.8 D 1.9 D 2.0 HDi 90	44 48 55 55 80 55 43 51 66		07.96 11.02 11.02 07.96 10.00 07.05 07.96 07.96 12.99	03.08 03.08 03.08 03.08 03.08 03.08 03.08 03.08 03.08 - ESP	24.0222-8017.1	480071		229/230 x 50,5
	1.1 i 1.4 i 1.8 D 1.9 D	44 55 43 51	ORGA 08000 ORGA 08000 ORGA 08000 ORGA 08000	07.96 07.96 07.96 07.96		03.0520-6322.3	696322		22,20/229x42 TopKit LUC
	1.1 i 1.4 1.4 Bivalent 1.4 i 1.6 16V 1.6 HDi 75 1.8 D 1.9 D 2.0 HDi 90	44 48 55 55 80 55 43 51 66	ORGA 08001 ORGA 08001 ORGA 08001 ORGA 08001 ORGA 08001 ORGA 08001 ORGA 08001 ORGA 08001	07.96 11.02 07.96 10.00 07.05 07.96 07.96 12.99	03.08 03.08 03.08 03.08 03.08 03.08 03.08 03.08 - ESP	03.0520-6322.3	696322		22,20/229x42 TopKit LUC
CITROEN BERLINGO (B9) (08-)									
	1.4 i 1.6 HDi 110 1.6 HDi 110 1.6 HDi 115 1.6 HDi 75 1.6 HDi 90 1.6 HDi 90 1.6 i 16V 1.6 i 16V 1.6 VTi 120 1.6 VTi 95 Electric	55 80 82 84 55 66 68 66 80 88 72 42		04.08 04.08 07.10 07.10 04.08 04.08 07.10 04.08 04.08 11.09 07.10 02.13		13.0460-7229.2 13.0470-7229.2	607229 LD7229		24538 18,5 + 24538 18,5 + ATE ATE
	1.4 i 1.6 HDi 110 1.6 HDi 110 1.6 HDi 115 1.6 HDi 75 1.6 HDi 90 1.6 HDi 90 1.6 i 16V 1.6 i 16V 1.6 VTi 120 1.6 VTi 95 Electric	55 80 82 84 55 66 68 66 80 88 72 42		04.08 04.08 07.10 07.10 04.08 04.08 07.10 04.08 04.08 11.09 07.10 02.13		24.0126-0120.1 24.0326-0120.1	426120 526120		283 26,0 24,0 V +S +B 283 26,0 24,0 V +S +B PD
	1.4 i 1.6 HDi 110 1.6 HDi 110 1.6 HDi 115 1.6 HDi 75 1.6 HDi 90 1.6 HDi 90 1.6 i 16V 1.6 i 16V 1.6 VTi 120 1.6 VTi 95 Electric	55 80 82 84 55 66 68 66 80 88 72 42		04.08 04.08 07.10 07.10 04.08 04.08 07.10 04.08 04.08 11.09 07.10 02.13		13.0460-2745.2	602745		24765 16,5 /Zub/S LUC
CITROEN C1 (05-)									
	1.0 1.4 HDi	50 40		06.05 06.05	12.08	13.0460-3829.2	603829		23959 17,0 /Zub/S BOS
	1.0 1.4 HDi	50 40		06.05 06.05	12.08	24.0120-0180.1	420180		247 20,0 18,0 V +S +B
	1.0 1.4 HDi	50 40		06.05 06.05	12.08	03.0137-0466.2 03.0137-9287.2	650466 669287		200 x 32 HEB BOS Einbausatz BOS
	1.0 1.4 HDi	50 40		06.05 06.05	12.08	24.0220-0046.1	480193		200/201 x 44
	1.0 1.4 HDi	50 40		06.05 06.05	12.08	03.0520-4117.3	694117		17,46/200x32 TopKit BOS
CITROEN C2 (03-09)									
	1.1 i 1.4 16V 1.4 HDi 1.4 i	44 65 50 54		09.03 06.06 09.03 09.03	12.09 - belüftete Scheiben ¹⁾ 12.09 - belüftete Scheiben ¹⁾ 12.09 - belüftete Scheiben ¹⁾ 12.09 - belüftete Scheiben ¹⁾	13.0460-2871.2 13.0460-0146.2	602871 610146		23407 19,0 /S LUC Einbausatz LUC
	1.4 16V 1.4 HDi 1.4 HDi	65 50 50	ORGA 10800	06.06 09.03 09.03	12.09 + belüftete Scheiben ²⁾ + bel.Scheiben /+16"Rad ³⁾ + belüftete Scheiben/ - 16"Rad ⁴⁾	13.0460-2881.2	602881		23409 19,3 /S LUC

¹⁾ - ventilated discs / - dischi ventilati / - disques ventilés / - disco ventilado
























²⁾ + ventilated discs / + dischi ventilati / + disques ventilés / + disco ventilado

³⁾ + ventilated discs/+ 16 wheel / + dischi ventilati/+ ruota 16 / + disques ventilés/+ roue 16 / + disco ventilado/+ rueda 16

⁴⁾ + ventilated discs/- 16 wheel / + dischi ventilati/ - ruota 16" / + disques ventilés/- roue 16 / + disco ventilado/- rueda 16

CITROEN C2 (03-09)		CITROEN C3 (02-09)									
	1.4 i	54	09.03	12.09	+ belüftete Scheiben ¹⁾	13.0460-2881.2	602881		23409	19,3 /S	LUC
	1.6 16V	80	09.03	12.09	+ 16" Rad ²⁾						
	1.6 16V	80	09.03	12.09	- 16" Rad ³⁾						
	1.4 HDi	50	09.03	12.09	+ bel.Scheiben /+16"Rad ⁴⁾	13.0460-3994.2	603994		23599	19,0 /Zub/S	BOS
	1.6 16V	80	09.03	12.09	+ 16" Rad ²⁾	13.0470-3994.2	LD3994		23599	19,0 /Zub/S	BOS
	1.6 HDi	80	09.05	12.09							
	1.6 VTS	90	01.05	12.09							
	1.4 HDi	50	09.03	12.09							
	1.1 i	44	09.03	12.09		24.0113-0184.1	413184			266	13,0 11,0 +S +B
	1.4 HDi	50	09.03	12.09							
	1.4 i	54	09.03	12.09							
	1.4 16V	65	06.06	12.09		24.0122-0194.1	422194			266	22,0 20,0 V +S +B
	1.4 HDi	50	09.03	12.09							
	1.4 i	54	09.03	12.09							
	1.6 16V	80	09.03	12.09							
	1.6 HDi	80	09.05	12.09							
	1.6 VTS	90	01.05	12.09							
	1.1 i	44	09.03	12.09		24.0711-5124.3	360066	2			Radsensor L=1120
	1.4 16V	65	06.06	12.09							
	1.4 HDi	50	09.03	12.09							
	1.4 i	54	09.03	12.09							
	1.6 16V	80	09.03	12.09							
	1.6 HDi	80	09.05	12.09							
	1.6 VTS	90	01.05	12.09							
	1.4 16V	65	06.06	12.09		13.0460-2823.2	602823		23554	17,2 /S	LUC
	1.4 HDi	50	09.03	12.09		13.0470-2823.2	LD2823		23554	17,2 /S	LUC
	1.4 i	54	09.03	12.09		13.0460-0072.2	610072				Einbausatz
	1.6 16V	80	09.03	12.09							
	1.6 HDi	80	09.05	12.09							
	1.6 VTS	90	01.05	12.09							
	1.4 16V	65	06.06	12.09		24.0109-0137.1	409137			247	9,0 8,0 +S +B
	1.4 HDi	50	09.03	12.09							
	1.4 i	54	09.03	12.09							
	1.6 16V	80	09.03	12.09							
	1.6 HDi	80	09.05	12.09							
	1.6 VTS	90	01.05	12.09							
	1.1 i	44	09.03	12.09		24.0711-5093.3	360063	2			Radsensor L=757
	1.4 16V	65	06.06	12.09							
	1.4 HDi	50	09.03	12.09							
	1.4 i	54	09.03	12.09							
	1.6 16V	80	09.03	12.09							
	1.6 HDi	80	09.05	12.09							
	1.6 VTS	90	01.05	12.09							
	1.1 i	44	09.03	12.09		03.0137-0426.2	650426		203 x 38	HEB	LUC
	1.4 16V	65	06.06	12.09		03.0137-0439.2	650439		203 x 39	HEB	LUC
	1.4 HDi	50	09.03	12.09		03.0137-9267.2	669267				Einbausatz
	1.4 i	54	09.03	12.09							
	1.1 i	44	09.03	12.09		24.0220-3029.1	480179			203/204,5 x 42 - Lager	
	1.4 16V	65	06.06	12.09		24.0220-3729.2	480217			203/204,5 x 42 + Lager	
	1.4 HDi	50	09.03	12.09							
	1.4 i	54	09.03	12.09							
	1.1 i	44	09.03	12.09	- ABS	03.0520-6119.3	696119			19,05/203x38 TopKit	LUC
	1.4 16V	65	06.06	12.09	- ABS						
	1.4 HDi	50	09.03	12.09	- ABS						
	1.4 i	54	09.03	12.09	- ABS						
	1.1 i	44	09.03	12.09	+ ABS	03.0520-8520.3	698520			20,64/203x39 TopKit	BOS
	1.4 16V	65	06.06	12.09	+ ABS	03.0520-7620.3	697620			20,64/203x38 TopKit	LUC
	1.4 HDi	50	09.03	12.09	+ ABS						
	1.4 i	54	09.03	12.09	+ ABS						

¹⁾ + ventilated discs / + dischi ventilati / + disques ventilés / + disco ventilado
²⁾ + 16" wheel / + ruota 16" / + roue 16" / + rueda 16"
³⁾ - 16" wheel / - ruota 16" / - roue 16" / - rueda 16"
⁴⁾ + ventilated discs/+ 16 wheel / + dischi ventilati/+ ruota 16 / + disques ventilés/+ roue 16 / + disco ventilado/+ rueda 16
⁵⁾ without sensor ring / senza sensori / sans secours ABS / sin anillo sensor ABS
⁶⁾ with sensor ring / con sensori / avec secours ABS / con anillo sensor ABS
⁷⁾ + manual transmission / + scatola cambio velocità / + transmission mécanique / + cambio de velocidad
⁸⁾ + autom.transmission / + scatola cambio automatico / + transmission automatique / + cambio automático

											
CITROEN C3 (02-09)											
	1.6 16V HDi 90	66		10.05	08.09		24.0122-0194.1	422194	266 22,0 20,0 V +S +B		
	1.6 16V HDi 110	80		09.05	08.09		24.0126-0120.1	426120	283 26,0 24,0 V +S +B		
							24.0326-0120.1	526120	283 26,0 24,0 V +S +B PD		
	1.6 16V	80		02.02	08.09	+ Automatikgetriebe ¹⁾	24.0126-0120.1	426120	283 26,0 24,0 V +S +B		
	1.1 i	44		02.02	08.09		24.0711-5124.3	360066	2 	Radsensor L=1120	
	1.4 16V	65		12.03	08.09						
	1.4 16V HDi 90	66		02.02	08.09						
	1.4 bivalent	54		09.05	08.09						
	1.4 HDi	50		02.02	08.09						
	1.4 i	54		02.02	08.09						
	1.6 16V	80		02.02	08.09						
	1.6 16V HDi 110	80		09.05	08.09						
	1.6 16V HDi 90	66		10.05	08.09						
	1.6 16V	80		02.02	08.09		13.0460-2823.2	602823	23554 17,2 /S	LUC	
	1.6 16V HDi 110	80		09.05	08.09		13.0470-2823.2	LD2823	23554 17,2 /S	LUC	
	1.6 16V HDi 90	66		10.05	08.09		13.0460-0072.2	610072	Einbausatz	LUC	
	1.6 16V	80		02.02	08.09		24.0109-0137.1	409137		247 9,0 8,0 +S +B	
	1.6 16V HDi 110	80		09.05	08.09						
	1.6 16V HDi 90	66		10.05	08.09						
	1.1 i	44		02.02	08.09		24.0711-5093.3	360063	2 	Radsensor L=757	
	1.4 16V	65		12.03	08.09						
	1.4 16V HDi 90	66		02.02	08.09						
	1.4 bivalent	54		09.05	08.09						
	1.4 HDi	50		02.02	08.09						
	1.4 i	54		02.02	08.09						
	1.6 16V	80		02.02	08.09						
	1.6 16V HDi 110	80		09.05	08.09						
	1.6 16V HDi 90	66		10.05	08.09						
	1.1 i	44		02.02	08.09		03.0137-0426.2	650426		203 x 38 HEB	
	1.4 16V	65		12.03	08.09		03.0137-9267.2	669267		Einbausatz	
	1.4 16V HDi 90	66		02.02	08.09					LUC	
	1.4 bivalent	54		09.05	08.09					LUC	
	1.4 HDi	50		02.02	08.09					LUC	
	1.4 i	54		02.02	08.09						
	1.6 16V HDi 90	66		10.05	08.09						
	1.1 i	44		02.02	08.09	+ ABS	03.0137-0439.2	650439		203 x 39 HEB	
	1.4 16V	65		12.03	08.09		03.0137-9281.2	669281		Einbausatz	
	1.4 16V HDi 90	66		02.02	08.09						
	1.1 i	44		02.02	08.09		24.0220-3029.1	480179	ohne Sensorring ²⁾	203/204,5 x 42 - Lager	
	1.4 16V	65		12.03	08.09		24.0220-3729.2	480217	mit Sensorring ³⁾	203/204,5 x 42 + Lager	
	1.4 16V HDi 90	66		02.02	08.09						
	1.4 bivalent	54		09.05	08.09						
	1.4 HDi	50		02.02	08.09						
	1.4 i	54		02.02	08.09						
	1.6 16V HDi 90	66		10.05	08.09						
		1.1 i	44		02.02	08.09	- ABS	03.0520-6119.3	696119		19,05/203x38 TopKit
		1.4 bivalent	54		09.05	08.09	- ABS				LUC
1.4 HDi		50		02.02	08.09	- ABS					
1.4 i		54		02.02	08.09	- ABS					
1.1 i		44		02.02	08.09	+ ABS	03.0520-8520.3	698520		20,64/203x39 TopKit	
	1.4 16V	65		12.03	08.09		03.0520-7620.3	697620		BOS	
	1.4 16V HDi 90	66		02.02	08.09					LUC	
	1.4 bivalent	54		09.05	08.09	+ ABS					
	1.4 HDi	50		02.02	08.09	+ ABS					
	1.4 i	54		02.02	08.09	+ ABS					
	1.6 16V HDi 90	66		10.05	08.09	+ ABS					
CITROEN C3 Picasso (09-)											
	1.4 VTi 95	70		02.09		+ Bremsscheibendurchm. 266 mm ⁴⁾	13.0460-3994.2	603994		23599 19,0 /Zub/S	
	1.4 VTi 95 LPG	70		01.12		+ Bremsscheibendurchm. 266 mm ⁴⁾	13.0470-3994.2	LD3994		23599 19,0 /Zub/S	
	1.6 Flex	78		11.09		+ Bremsscheibendurchm. 266 mm ⁴⁾				BOS	
	1.6 HDi	80		02.09		+ Bremsscheibendurchm. 266 mm ⁴⁾					
	1.6 HDi 110	82		05.10		+ Bremsscheibendurchm. 266 mm ⁴⁾					
	1.6 HDi 115	84		11.12		+ Bremsscheibendurchm. 266 mm ⁴⁾					
	1.6 HDi 90	66		02.09		+ Bremsscheibendurchm. 266 mm ⁴⁾					
	1.6 HDi 90	68		07.10		+ Bremsscheibendurchm. 266 mm ⁴⁾					
	1.6 VTi 120	88		02.09		+ Bremsscheibendurchm. 266 mm ⁴⁾					
		1.4 VTi 95	70	ORGA 12774	02.09		+ Bremsscheibendurchm. 283 mm ⁵⁾	13.0460-3855.2	603855		24883 18,0 +/WK/Zub/SBOS
1.6 Flex		78	ORGA 12774	11.09		+ Bremsscheibendurchm. 283 mm ⁵⁾					
1.6 HDi		80	ORGA 12774	02.09		+ Bremsscheibendurchm. 283 mm ⁵⁾					
1.6 HDi 110		82	ORGA 12774	02.09		+ Bremsscheibendurchm. 283 mm ⁵⁾					
1.6 HDi 90		66	ORGA 12774	02.09		+ Bremsscheibendurchm. 283 mm ⁵⁾					
1.6 HDi 90		68	ORGA 12774	07.10		+ Bremsscheibendurchm. 283 mm ⁵⁾					
1.6 VTi 120		88	ORGA 12774	02.09		+ Bremsscheibendurchm. 283 mm ⁵⁾					
	1.4 VTi 95	70		02.09			24.0122-0194.1	422194		266 22,0 20,0 V +S +B	
	1.4 VTi 95 LPG	70		01.12							
	1.6 Flex	78		11.09							
	1.6 HDi	80		02.09							
	1.6 HDi 110	82		05.10							
	1.6 HDi 115	84		11.12							
	1.6 HDi 90	66		02.09							

¹⁾ + autom.transmission / + scatola cambio automatico / + transmission automatique / + cambio automático

²⁾ without sensor ring / senza sensori / sans secours ABS / sin anillo sensor ABS

³⁾ with sensor ring / con sensori / avec secours ABS / con anillo sensor ABS

⁴⁾ + brake disc diameter 266 mm / + disco fr.diam. 266mm / + disques fr.diam. 266mm / + disco fr.diam. 266mm

⁵⁾ + brake disc diameter 283 mm / + disco fr.diam. 283mm / + disques fr.diam. 283mm / + disco fr.diam. 283mm



CITROEN C3 Picasso (09-)

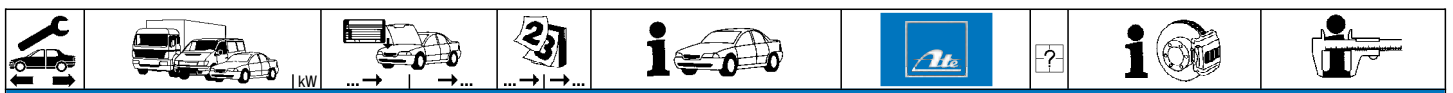
	1.6 HDi 90	68		07.10		24.0122-0194.1	422194		266 22,0 20,0 V +S +B
	1.6 VTi 120	88		02.09					
	1.4 VTi 95	70		02.09		24.0126-0120.1	426120		283 26,0 24,0 V +S +B
	1.4 VTi 95 LPG	70		01.12					
	1.6 Flex	78		11.09					
	1.6 HDi	80		02.09					
	1.6 HDi 110	82		05.10					
	1.6 HDi 115	84		11.12					
	1.6 HDi 90	66		02.09					
	1.6 HDi 90	68		07.10					
1.6 VTi 120	88		02.09						
	1.4 VTi 95	70		02.09		24.0711-5256.3	360320	2	Radsensor L=1029
	1.4 VTi 95 LPG	70		01.12					
	1.6 Flex	78		11.09					
	1.6 HDi	80		02.09					
	1.6 HDi 110	82		05.10					
	1.6 HDi 115	84		11.12					
	1.6 HDi 90	66		02.09					
	1.6 HDi 90	68		07.10					
	1.6 VTi 120	88		02.09					
		1.4 VTi 95	70	ORGA 12774	02.09		13.0460-2740.2	602740	
1.6 Flex		78	ORGA 12774	11.09		13.0470-2740.2	LD2740		23554 17,2 /Zub/S LUC
1.6 HDi		80	ORGA 12774	02.09					
1.6 HDi 110		82	ORGA 12774	05.10					
1.6 HDi 90		66	ORGA 12774	02.09					
1.6 HDi 90		68	ORGA 12774	07.10					
1.6 VTi 120		88	ORGA 12774	02.09					
1.4 VTi 95		70	ORGA 12775		01.12	13.0460-2740.2	602740		23554 17,2 /Zub/S LUC
1.4 VTi 95 LPG		70				13.0470-2740.2	LD2740		23554 17,2 /Zub/S LUC
1.6 Flex		78	ORGA 12775						
1.6 HDi	80	ORGA 12775							
1.6 HDi 110	82	ORGA 12775							
1.6 HDi 115	84			11.12					
1.6 HDi 90	66	ORGA 12775							
1.6 HDi 90	68	ORGA 12775							
1.6 VTi 120	88	ORGA 12775							
	1.4 VTi 95	70		02.09		24.0109-0100.2	409100		249 9,0 7,0
	1.4 VTi 95 LPG	70		01.12					
	1.6 Flex	78		11.09					
	1.6 HDi	80		02.09					
	1.6 HDi 110	82		05.10					
	1.6 HDi 115	84		11.12					
	1.6 HDi 90	66		02.09					
	1.6 HDi 90	68		07.10					
	1.6 VTi 120	88		02.09					

CITROEN C3 Pluriel (03-10)

	1.4 HDi	50		04.04	07.10	13.0460-2881.2	602881		23409 19,3 /S LUC	
	1.4 Hybrid	54		05.05	07.10					
	1.4 i	54		05.03	07.10					
	1.6 16V	80		05.03	07.10					
	1.4 HDi	50		04.04	07.10	24.0122-0194.1	422194		266 22,0 20,0 V +S +B	
	1.4 Hybrid	54		05.05	07.10					
	1.4 i	54		05.03	07.10					
	1.6 16V	80		05.03	07.10					
	1.4 HDi	50		04.04	07.10	24.0711-5124.3	360066	2	Radsensor L=1120	
	1.4 Hybrid	54		05.05	07.10					
	1.4 i	54		05.03	07.10					
	1.6 16V	80		05.03	07.10					
	1.6 16V	80		05.03	07.10	13.0460-2823.2	602823		23554 17,2 /S LUC	
						13.0470-2823.2	LD2823		23554 17,2 /S LUC	
						13.0460-0072.2	610072		Einbausatz LUC	
	1.6 16V	80		05.03	07.10	24.0109-0137.1	409137		247 9,0 8,0 +S +B	
		1.4 HDi	50		04.04	07.10	24.0711-5093.3	360063	2	Radsensor L=757
		1.4 Hybrid	54		05.05	07.10				
		1.4 i	54		05.03	07.10				
1.6 16V		80		05.03	07.10					
	1.4 HDi	50		04.04	07.10	03.0137-0426.2	650426		203 x 38 HEB LUC	
	1.4 Hybrid	54		05.05	07.10	03.0137-9267.2	669267		Einbausatz LUC	
	1.4 i	54		05.03	07.10					
	1.4 HDi	50		04.04	07.10	03.0137-0439.2	650439		203 x 39 HEB LUC	
1.4 Hybrid	54		05.05	07.10	03.0137-9281.2	669281		Einbausatz		
1.4 i	54		05.03	07.10						
	1.4 HDi	50		04.04	07.10	24.0220-3029.1	480179	ohne Sensorring ¹⁾ mit Sensorring ²⁾	203/204,5 x 42 - Lager	
	1.4 Hybrid	54		05.05	07.10	24.0220-3729.2	480217		203/204,5 x 42 + Lager	
	1.4 i	54		05.03	07.10					
	1.4 HDi	50		04.04	07.10	03.0520-6119.3	696119		19,05/203x38 TopKit LUC	
	1.4 Hybrid	54		05.05	07.10					
	1.4 i	54		05.03	07.10					
	1.4 HDi	50		04.04	07.10	03.0520-8520.3	698520		20,64/203x39 TopKit BOS	
1.4 Hybrid	54		05.05	07.10	03.0520-7620.3	697620		20,64/203x38 TopKit LUC		
1.4 i	54		05.03	07.10						

¹⁾ without sensor ring / senza sensori / sans secours ABS / sin anillo sensor ABS

²⁾ with sensor ring / con sensori / avec secours ABS / con anillo sensor ABS



CITROEN C3 II (09-)

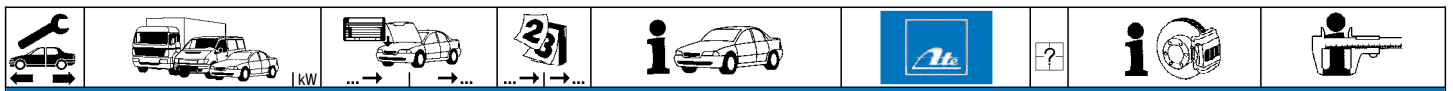
	1.0 VTI 68	50		10.12		13.0460-3994.2	603994		23599	19,0 /Zub/S	BOS	
	1.1	44		09.09		13.0470-3994.2	LD3994		23599	19,0 /Zub/S	BOS	
	1.2 VTI 82	60		10.12								
	1.4	54		09.09								
	1.4 Flex	58		11.09								
	1.4 HDi 70	50		11.09								
	1.4 VTI 95	70		09.09								
	1.6 HDi	68		11.09								
	1.6 HDi 90	66		09.09								
	1.6 Flex	81	ORGA 12774	11.09		13.0460-3855.2	603855		24883	18,0 +/WK/Zub/S	BOS	
	1.6 HDi 110	82	ORGA 12774	09.09								
	1.6 VTI 120	88	ORGA 12774	09.09								
	1.0 VTI 68	50		10.12		24.0122-0194.1	422194			266	22,0 20,0 V +S +B	
	1.1	44		09.09								
	1.2 VTI 82	60		10.12								
	1.4	54		09.09								
	1.4 Flex	58		11.09								
	1.4 HDi 70	50		11.09								
	1.4 VTI 95	70		09.09								
	1.6 HDi	68		11.09								
	1.6 HDi 90	66		09.09								
	1.6 HDi 110	82		09.09		24.0126-0120.1	426120			283	26,0 24,0 V +S +B	
	1.6 HDi 115	84		09.12								
	1.6 VTI 120	88		09.09								
	1.0 VTI 68	50		10.12		24.0711-5256.3	360320	2			Radsensor L=1029	
	1.1	44		09.09								
	1.2 VTI 82	60		10.12								
	1.4	54		09.09								
	1.4 Flex	58		11.09								
	1.4 HDi 70	50		11.09								
	1.4 VTI 95	70		09.09								
	1.6 Flex	81		11.09								
	1.6 HDi	68		11.09								
	1.6 HDi 110	82		09.09								
	1.6 HDi 115	84		09.12								
	1.6 HDi 90	66		09.09								
	1.6 VTI 120	88		09.09								
	1.6 HDi 110	82	ORGA 12774	09.09		13.0460-2740.2	602740			23554	17,2 /Zub/S	LUC
	1.6 VTI 120	88	ORGA 12774	09.09		13.0470-2740.2	LD2740			23554	17,2 /Zub/S	LUC
	1.6 HDi 110	82	ORGA 12775			13.0460-2740.2	602740			23554	17,2 /Zub/S	LUC
	1.6 HDi 115	84		09.12		13.0470-2740.2	LD2740			23554	17,2 /Zub/S	LUC
	1.6 VTI 120	88	ORGA 12775									
	1.6 HDi 110	82		09.09		24.0109-0100.2	409100				249	9,0 7,0
	1.6 HDi 115	84		09.12								
	1.6 VTI 120	88		09.09								
	1.0 VTI 68	50		10.12		24.0711-5257.3	360321	2			Radsensor L=694	
	1.1	44		09.09								
	1.2 VTI 82	60		10.12								
	1.4	54		09.09								
	1.4 Flex	58		11.09								
	1.4 HDi 70	50		11.09								
	1.4 VTI 95	70		09.09								
	1.6 Flex	81		11.09								
	1.6 HDi	68		11.09								
	1.6 HDi 110	82		09.09								
	1.6 HDi 115	84		09.12								
	1.6 HDi 90	66		09.09								
	1.6 VTI 120	88		09.09								
	1.0 VTI 68	50		10.12		03.0137-9281.2	669281				Einbausatz	
	1.1	44		09.09								
	1.2 VTI 82	60		10.12								
	1.4	54		09.09								
	1.4 Flex	58		11.09								
	1.4 HDi 70	50		11.09								
	1.6 HDi	68		11.09								
	1.6 HDi 90	66		09.09								
		1.4 VTI 95	70		09.09		03.0137-0491.2	650491			228	x 42 HEB
						03.0137-9228.2	669228			Einbausatz	BDX	

CITROEN C4 I Limousine (LC_) (04-10)

	1.4 16V	65		10.04	09.10	- ESP	13.0460-3994.2	603994		23599	19,0 /Zub/S	BOS
	1.4 16V	65	ORGA 10551		09.10	+ ESP	13.0470-3994.2	LD3994		23599	19,0 /Zub/S	BOS
	1.6 16V	80		10.04	09.10	- ESP/ + Schaltgetriebe ¹⁾						
	1.6 16V	80	ORGA 10551		09.10	+ ESP/ + Schaltgetriebe ²⁾						
	1.6 16V Bio Flex	80		09.07	09.10	- ESP/ + Schaltgetriebe ¹⁾						
	1.6 16V Bio Flex	80	ORGA 10551		09.10	+ ESP/ + Schaltgetriebe ²⁾						
	1.6 HDi	66		10.04	09.10	- ESP						
	1.6 HDi	66	ORGA 10551		09.10	+ ESP						
	1.6 VTI	88		07.08	09.10	+ Schaltgetriebe ³⁾						
	1.4 16V	65	ORGA 10550		10.04	+ ESP	13.0460-3966.2	603966		23600	19,4 /Zub/S	BOS
	1.6 16V	80	ORGA 12053		07.06		13.0470-3966.2	LD3966		23600	19,4 /Zub/S	BOS
	1.6 16V	80	ORGA 10550		10.04	+ ESP/ + Schaltgetriebe ²⁾						
1.6 16V	80		10.04	09.10	+ Automatikgetriebe ⁴⁾							
1.6 16V Bio Flex	80	ORGA 10550		09.07	+ ESP/ + Schaltgetriebe ²⁾							
1.6 HDi	66	ORGA 10550		10.04	+ ESP							
1.6 HDi	80	ORGA 12053		10.04	+ ESP							

1) - ESP/ + manual transm. / - ESP/+ scatola cambio velocità / - ESP/ + transmission mécanique / - ESP/ + cambio de velocidad
 2) + ESP/ + manual transm. / + ESP/+ scatola cambio velocità / + ESP/ + transmission mécanique / + ESP/ + cambio de velocidad
 3) + manual transmission / + scatola cambio velocità / + transmission mécanique / + cambio de velocidad
 4) + autom.transmission / + scatola cambio automatico / + transmission automatique / + cambio automático



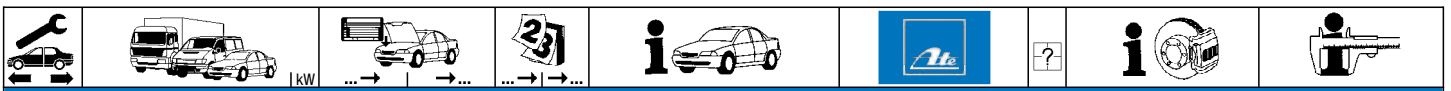


CITROEN C4 I Limousine (LC) (04-10)

	1.6 HDi	80	ORGA 12053	07.06		13.0460-3966.2	603966		23600 19,4 /Zub/S	BOS
	1.6 THP 140	103		07.08	09.10	13.0470-3966.2	LD3966		23600 19,4 /Zub/S	BOS
	1.6 THP 150	110		07.08	09.10					
	1.6 VTi	88		07.08	09.10					
	2.0 16V	100		10.04	09.10					
	2.0 16V	103	ORGA 12053	10.04						
	2.0 16V	103	ORGA 12053	07.06						
	2.0 16V	130		11.04	09.10					
	2.0 HDi	103		07.08	09.10	13.0460-7202.2	607202		23589 19,1 +	ATE
	2.0 HDi 135	100		10.04	09.10	13.0470-7202.2	LD7202		23589 19,1 +	ATE
	1.4 16V	65		10.04	09.10	24.0122-0194.1	422194		266 22,0 20,0 V +S +B	
	1.4 16V	65	ORGA 10551	09.10						
	1.6 16V	80		10.04	09.10					
	1.6 16V	80	ORGA 10551	09.10						
	1.6 16V Bio Flex	80		09.07	09.10					
	1.6 16V Bio Flex	80	ORGA 10551	09.10						
	1.6 HDi	66		10.04	09.10					
	1.6 HDi	66	ORGA 10551	09.10						
	1.6 VTi	88		07.08	09.10					
	1.4 16V	65	ORGA 10550	10.04		24.0126-0120.1	426120		283 26,0 24,0 V +S +B	
1.6 16V	80	ORGA 10550	10.04		24.0326-0120.1	526120		283 26,0 24,0 V +S +B PD		
1.6 16V	80		10.04	09.10						
1.6 16V	80		07.06	09.10						
1.6 16V Bio Flex	80	ORGA 10550	09.07							
1.6 HDi	66	ORGA 10550	10.04							
1.6 HDi	80		10.04	09.10						
1.6 HDi	80		07.06	09.10						
1.6 THP 140	103		07.08	09.10						
1.6 THP 150	110		07.08	09.10						
1.6 VTi	88		07.08	09.10						
2.0 16V	100		10.04	09.10						
2.0 16V	103		10.04	09.10						
2.0 16V	103		07.06	09.10						
2.0 16V	130	ORGA 11500	11.04		24.0126-0140.1	426140		302 26,0 24,0 V +S +B		
2.0 HDi	103	ORGA 11500	07.08							
2.0 HDi 135	100	ORGA 11500	10.04							
2.0 16V	130	ORGA 11501		09.10	24.0126-0159.1	426159		302 26,0 24,0 V +S +B		
2.0 HDi	103	ORGA 11501		09.10						
2.0 HDi 135	100	ORGA 11501		09.10						
	1.4 16V	65		10.04	09.10	24.0710-2017.1	360224	2	+ ABS (Bosch) 8.0	Radsensor L=675
	1.6 16V	80		10.04	09.10					
	1.6 16V	80		07.06	09.10					
	1.6 16V Bio Flex	80		09.07	09.10					
	1.6 HDi	66		10.04	09.10					
	1.6 HDi	80		10.04	09.10					
	1.6 HDi	80		07.06	09.10					
	1.6 THP 140	103		07.08	09.10					
	1.6 THP 150	110		07.08	09.10					
	1.6 VTi	88		07.08	09.10					
2.0 16V	100		10.04	09.10						
2.0 16V	103		10.04	09.10						
2.0 16V	103		07.06	09.10						
2.0 16V	130		11.04	09.10						
2.0 HDi	103		07.08	09.10						
2.0 HDi 135	100		10.04	09.10						
	1.4 16V	65	ORGA 11584	10.04		13.0460-2823.2	602823		23554 17,2 /S	LUC
	1.6 16V	80	ORGA 11584	10.04		13.0470-2823.2	LD2823		23554 17,2 /S	LUC
	1.6 16V	80	ORGA 11584	07.06		13.0460-0072.2	610072		Einbausatz	LUC
	1.6 16V Bio Flex	80	ORGA 11584	09.07						
	1.6 HDi	66	ORGA 11584	10.04						
	1.6 HDi	80	ORGA 11584	10.04						
	1.6 HDi	80	ORGA 11584	07.06						
	1.6 THP 140	103	ORGA 11584	07.08						
	1.6 THP 150	110	ORGA 11584	07.08						
	1.6 VTi	88	ORGA 11584	07.08						
2.0 16V	100	ORGA 11584	10.04							
2.0 16V	103	ORGA 11584	10.04							
2.0 16V	103	ORGA 11584	07.06							
2.0 16V	130	ORGA 11584	11.04							
2.0 HDi	103	ORGA 11584	07.08							
2.0 HDi 135	100	ORGA 11584	10.04							
1.4 16V	65	ORGA 11431	ORGA 12333			13.0460-2740.2	602740		23554 17,2 /Zub/S	LUC
1.6 16V	80	ORGA 11431	ORGA 12333			13.0470-2740.2	LD2740		23554 17,2 /Zub/S	LUC
1.6 16V	80	ORGA 11431	ORGA 12333							
1.6 16V Bio Flex	80	ORGA 11431	ORGA 12333							
1.6 HDi	66	ORGA 11431	ORGA 12333							
1.6 HDi	80	ORGA 11431	ORGA 12333							
1.6 HDi	80	ORGA 11431	ORGA 12333							
1.6 HDi	80	ORGA 11431	ORGA 12333							
1.6 THP 140	103	ORGA 11431	ORGA 12333							
1.6 THP 150	110	ORGA 11431	ORGA 12333							
1.6 VTi	88	ORGA 11431	ORGA 12333							
2.0 16V	100	ORGA 11431	ORGA 12333							
2.0 16V	103	ORGA 11431	ORGA 12333							
2.0 16V	103	ORGA 11431	ORGA 12333							
2.0 16V	130	ORGA 11431	ORGA 12333							
2.0 HDi	103	ORGA 11431	ORGA 12333							
2.0 HDi	103	ORGA 11431	ORGA 12333							

1) + autom.transmission / + scatola cambio automatico / + transmission automatique / + cambio automático
 2) + ESP/ + manual transm. / + ESP/+ scatola cambio velocità / + ESP/ + transmission mécanique / + ESP/ + cambio de velocidad
 3) + manual transmission / + scatola cambio velocità / + transmission mécanique / + cambio de velocidad





CITROEN C4 I Limousine (LC) (04-10)

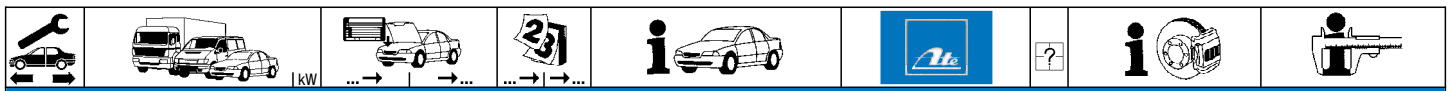
	2.0 HDi 135	100 ORGA 11431	ORGA 12333					13.0460-2740.2	602740			23554 17,2 /Zub/S	LUC
								13.0470-2740.2	LD2740			23554 17,2 /Zub/S	LUC
	1.4 16V	65 ORGA 12334			09.10			13.0460-2823.2	602823			23554 17,2 /S	LUC
	1.6 16V	80 ORGA 12334			09.10			13.0470-2823.2	LD2823			23554 17,2 /S	LUC
	1.6 16V	80 ORGA 12334			09.10			13.0460-0072.2	610072			Einbausatz	LUC
	1.6 16V Bio Flex	80 ORGA 12334			09.10								
	1.6 HDi	66 ORGA 12334			09.10								
	1.6 HDi	80 ORGA 12334			09.10								
	1.6 HDi	80 ORGA 12334			09.10								
	1.6 THP 140	103 ORGA 12334			09.10								
	1.6 THP 150	110 ORGA 12334			09.10								
	1.6 VTi	88 ORGA 12334			09.10								
	2.0 16V	100 ORGA 12334			09.10								
	2.0 16V	103 ORGA 12334			09.10								
	2.0 16V	103 ORGA 12334			09.10								
	2.0 16V	130 ORGA 12334			09.10								
	2.0 HDi	103 ORGA 12334			09.10								
	2.0 HDi 135	100 ORGA 12334			09.10								
	1.4 16V	65	ORGA 10656	10.04				13.0460-3813.2	603813			24150 17,6 /S	BOS
	1.6 16V	80	ORGA 10656	10.04				13.0470-3813.2	LD3813			24150 17,6 /S	BOS
	1.6 16V	80	ORGA 10656	07.06									
	1.6 16V Bio Flex	80	ORGA 10656	09.07									
	1.6 HDi	66	ORGA 10656	10.04									
	1.6 HDi	80	ORGA 10656	10.04									
	1.6 HDi	80	ORGA 10656	07.06									
	1.6 THP 140	103	ORGA 10656	07.08									
	1.6 THP 150	110	ORGA 10656	07.08									
	1.6 VTi	88	ORGA 10656	07.08									
	2.0 16V	100	ORGA 10656	10.04									
	2.0 16V	103	ORGA 10656	10.04									
	2.0 16V	103	ORGA 10656	07.06									
	2.0 16V	130	ORGA 10656	11.04									
	2.0 HDi	103	ORGA 10656	07.08									
	2.0 HDi 135	100	ORGA 10656	10.04									
	1.4 16V	65		10.04	09.10			24.0109-0100.2	409100		+ Achszapfen D=30mm ¹⁾	249 9,0 7,0	
	1.6 16V	80		10.04	09.10			24.0109-0150.2	409150		+ Achszapfen D=25mm ²⁾	249 9,0 8,0	
	1.6 16V	80		07.06	09.10								
	1.6 16V Bio Flex	80		09.07	09.10								
	1.6 HDi	66		10.04	09.10								
	1.6 HDi	80		10.04	09.10								
	1.6 HDi	80		07.06	09.10								
	1.6 THP 140	103		07.08	09.10								
	1.6 THP 150	110		07.08	09.10								
	1.6 VTi	88		07.08	09.10								
	2.0 16V	100		10.04	09.10								
	2.0 16V	103		10.04	09.10								
	2.0 16V	103		07.06	09.10								
	2.0 16V	130		11.04	09.10								
	2.0 HDi	103		07.08	09.10								
	2.0 HDi 135	100		10.04	09.10								
	1.4 16V	65		10.04	09.10			24.0109-0137.1	409137			247 9,0 8,0 +S +B	
	1.6 16V	80		10.04	09.10								
	1.6 16V	80		07.06	09.10								
	1.6 16V Bio Flex	80		09.07	09.10								
	1.6 HDi	66		10.04	09.10								
	1.6 HDi	80		10.04	09.10								
	1.6 HDi	80		07.06	09.10								
	1.6 THP 140	103		07.08	09.10								
	1.6 THP 150	110		07.08	09.10								
	1.6 VTi	88		07.08	09.10								
	2.0 16V	100		10.04	09.10								
	2.0 16V	103		10.04	09.10								
	2.0 16V	103		07.06	09.10								
	2.0 16V	130		11.04	09.10								
	2.0 HDi	103		07.08	09.10								
	2.0 HDi 135	100		10.04	09.10								

CITROEN C4 I Coupe (04-10)

	1.4 16V	65		10.04	07.10	- ESP		13.0460-3994.2	603994			23599 19,0 /Zub/S	BOS
	1.4 16V	65 ORGA 10551			07.10	+ ESP		13.0470-3994.2	LD3994			23599 19,0 /Zub/S	BOS
	1.6 16V	80		10.04	07.10	- ESP/ + Schaltgetriebe ³⁾							
	1.6 16V	80 ORGA 10551			07.10	+ ESP/ + Schaltgetriebe ⁴⁾							
	1.6 HDi 90	66		10.04	07.10	- ESP							
	1.6 HDi 90	66 ORGA 10551			07.10	+ ESP							
	1.6 VTi 120	88		07.08	07.10	+ Schaltgetriebe ⁵⁾							
	1.4 16V	65	ORGA 10550	10.04		+ ESP		13.0460-3966.2	603966			23600 19,4 /Zub/S	BOS
	1.6 16V	80	ORGA 10550	10.04		+ ESP/ + Schaltgetriebe ⁴⁾		13.0470-3966.2	LD3966			23600 19,4 /Zub/S	BOS
	1.6 16V	80		10.04	07.10	+ Automatikgetriebe ⁶⁾							
	1.6 HDi 110	80	ORGA 12053	10.04		+ ESP							
	1.6 HDi 90	66	ORGA 10550	10.04		+ ESP							
	1.6 THP 150	110		07.08	07.10	+ ESP							
	1.6 VTi 120	88		07.08	07.10	+ Automatikgetriebe ⁶⁾							
	2.0 16V	100		10.04	07.10								
	2.0 16V	103	ORGA 12053	12.05									
	2.0 16V	130		10.04	07.10			13.0460-7202.2	607202			23589 19,1 +	ATE
	2.0 HDi 135	100		10.04	07.10			13.0470-7202.2	LD7202			23589 19,1 +	ATE

¹⁾ + axle stub D=30mm / + fusello D=30mm / + bout d'essieu D=30mm / + muñón del eje D=30mm
²⁾ + axle stub D=25mm / + fusello D=25mm / + bout d'essieu D=25mm / + muñón del eje D=25mm
³⁾ - ESP/ + manual transm. / - ESP/ + scatola cambio velocità / - ESP/ + transmission mécanique / - ESP/ + cambio de velocidad
⁴⁾ + ESP/ + manual transm. / + ESP/ + scatola cambio velocità / + ESP/ + transmission mécanique / + ESP/ + cambio de velocidad
⁵⁾ + manual transmission / + scatola cambio velocità / + transmission mécanique / + cambio de velocidad
⁶⁾ + autom.transmission / + scatola cambio automatico / + transmission automatique / + cambio automático

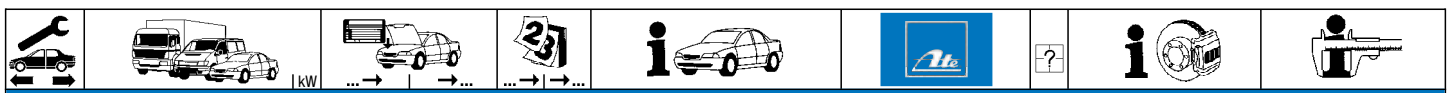




CITROEN C4 I Coupe (04-10)

	1.4 16V	65		10.04	07.10	- ESP	24.0122-0194.1	422194		266 22,0 20,0 V +S +B
	1.4 16V	65	ORGA 10551		07.10	+ ESP				
	1.6 16V	80		10.04	07.10	- ESP/ + Schaltgetriebe ¹⁾				
	1.6 16V	80	ORGA 10551		07.10	+ ESP/ + Schaltgetriebe ²⁾				
	1.6 HDi 90	66		10.04	07.10	- ESP				
	1.6 HDi 90	66	ORGA 10551		07.10	+ ESP				
	1.6 VTi 120	88		07.08	07.10	+ Schaltgetriebe ³⁾				
	1.4 16V	65	ORGA 10550	10.04		+ ESP	24.0126-0120.1	426120		283 26,0 24,0 V +S +B
	1.6 16V	80	ORGA 10550	10.04		+ ESP/ + Schaltgetriebe ²⁾	24.0326-0120.1	526120		283 26,0 24,0 V +S +B PD
	1.6 16V	80		10.04	07.10	+ Automatikgetriebe ⁴⁾				
1.6 HDi 110	80	ORGA 10550	10.04		+ ESP					
1.6 HDi 90	66	ORGA 10550	10.04		+ ESP					
1.6 THP 150	110	ORGA 10550	07.08		+ ESP					
1.6 VTi 120	88	ORGA 10550	07.08		+ Automatikgetriebe ⁴⁾					
2.0 16V	100		10.04	07.10						
2.0 16V	103		12.05	07.10						
2.0 16V	130	ORGA 11500	10.04			24.0126-0140.1	426140		302 26,0 24,0 V +S +B	
2.0 HDi	103	ORGA 11500	07.08							
2.0 HDi 135	100	ORGA 11500	10.04							
2.0 16V	130	ORGA 11501			07.10	24.0126-0159.1	426159		302 26,0 24,0 V +S +B	
2.0 HDi	103	ORGA 11501			07.10					
2.0 HDi 135	100	ORGA 11501			07.10					
	1.4 16V	65		10.04	07.10		24.0710-2017.1	360224	2 + ABS (Bosch) 8.0	Radsensor L=675
	1.6 16V	80		10.04	07.10					
	1.6 HDi 110	80		10.04	07.10					
	1.6 HDi 90	66		10.04	07.10					
	1.6 THP 150	110		07.08	07.10					
	1.6 VTi 120	88		07.08	07.10					
	2.0 16V	100		10.04	07.10					
	2.0 16V	103		12.05	07.10					
	2.0 16V	130		10.04	07.10					
	2.0 HDi	103		07.08	07.10					
2.0 HDi 135	100		10.04	07.10						
	1.4 16V	65	ORGA 11584	10.04			13.0460-2823.2	602823		23554 17,2 /S LUC
	1.6 16V	80	ORGA 11584	10.04			13.0470-2823.2	LD2823		23554 17,2 /S LUC
	1.6 HDi 110	80	ORGA 11584	10.04			13.0460-0072.2	610072		Einbausatz LUC
	1.6 HDi 90	66	ORGA 11584	10.04						
	1.6 THP 150	110	ORGA 11584	07.08						
	1.6 VTi 120	88	ORGA 11584	07.08						
	2.0 16V	100	ORGA 11584	10.04						
	2.0 16V	103	ORGA 11584	12.05						
	2.0 16V	130	ORGA 11584	10.04						
	2.0 HDi	103	ORGA 11584	07.08						
2.0 HDi 135	100	ORGA 11584	10.04							
1.4 16V	65	ORGA 11431	ORGA 12333				13.0460-2740.2	602740		23554 17,2 /Zub/S LUC
1.6 16V	80	ORGA 11431	ORGA 12333				13.0470-2740.2	LD2740		23554 17,2 /Zub/S LUC
1.6 HDi 110	80	ORGA 11431	ORGA 12333							
1.6 HDi 90	66	ORGA 11431	ORGA 12333							
1.6 THP 150	110	ORGA 11431	ORGA 12333							
1.6 VTi 120	88	ORGA 11431	ORGA 12333							
2.0 16V	100	ORGA 11431	ORGA 12333							
2.0 16V	103	ORGA 11431	ORGA 12333							
2.0 16V	130	ORGA 11431	ORGA 12333							
2.0 HDi	103	ORGA 11431	ORGA 12333							
2.0 HDi 135	100	ORGA 11431	ORGA 12333							
1.4 16V	65	ORGA 12334			07.10		13.0460-2823.2	602823		23554 17,2 /S LUC
1.6 16V	80	ORGA 12334			07.10		13.0470-2823.2	LD2823		23554 17,2 /S LUC
1.6 HDi 110	80	ORGA 12334			07.10		13.0460-0072.2	610072		Einbausatz LUC
1.6 HDi 90	66	ORGA 12334			07.10					
1.6 THP 150	110	ORGA 12334			07.10					
1.6 VTi 120	88	ORGA 12334			07.10					
2.0 16V	100	ORGA 12334			07.10					
2.0 16V	103	ORGA 12334			07.10					
2.0 16V	130	ORGA 12334			07.10					
2.0 HDi	103	ORGA 12334			07.10					
2.0 HDi 135	100	ORGA 12334			07.10					
1.4 16V	65	ORGA 10656	10.04				13.0460-3813.2	603813		24150 17,6 /S BOS
1.6 16V	80	ORGA 10656	10.04				13.0470-3813.2	LD3813		24150 17,6 /S BOS
1.6 HDi 110	80	ORGA 10656	10.04							
1.6 HDi 90	66	ORGA 10656	10.04							
1.6 THP 150	110	ORGA 10656	07.08							
1.6 VTi 120	88	ORGA 10656	07.08							
2.0 16V	100	ORGA 10656	10.04							
2.0 16V	103	ORGA 10656	12.05							
2.0 16V	130	ORGA 10656	10.04							
2.0 HDi	103	ORGA 10656	07.08							
2.0 HDi 135	100	ORGA 10656	10.04							
	1.4 16V	65		10.04	07.10		24.0109-0100.2	409100	+ Achszapfen D=30mm ⁵⁾	249 9,0 7,0
	1.6 16V	80		10.04	07.10		24.0109-0150.2	409150	+ Achszapfen D=25mm ⁶⁾	249 9,0 8,0
	1.6 HDi 110	80		10.04	07.10					
	1.6 HDi 90	66		10.04	07.10					
	1.6 THP 150	110		07.08	07.10					
	1.6 VTi 120	88		07.08	07.10					
	2.0 16V	100		10.04	07.10					
	2.0 16V	103		12.05	07.10					
	2.0 16V	130		10.04	07.10					
	2.0 16V	130		10.04	07.10					

1) - ESP/ + manual transm. / - ESP/+ scatola cambio velocità / - ESP/ + transmission mécanique / - ESP/ + cambio de velocidad
2) + ESP/ + manual transm. / + ESP/+ scatola cambio velocità / + ESP/ + transmission mécanique / + ESP/ + cambio de velocidad
3) + manual transmission / + scatola cambio velocità / + transmission mécanique / + cambio de velocidad
4) + autom.transmission / + scatola cambio automatico / + transmission automatique / + cambio automático
5) + axle stub D=30mm / + fusello D=30mm / + bout d'essieu D=30mm / + muñón del eje D=30mm
6) + axle stub D=25mm / + fusello D=25mm / + bout d'essieu D=25mm / + muñón del eje D=25mm





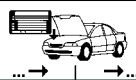




















CITROEN C4 I Coupe (04-10)										
	2.0 HDi	103		07.08	07.10	24.0109-0100.2	409100		+ Achszapfen D=30mm ¹⁾	249 9,0 7,0
	2.0 HDi 135	100		10.04	07.10	24.0109-0150.2	409150		+ Achszapfen D=25mm ²⁾	249 9,0 8,0
	1.4 16V	65		10.04	07.10	24.0109-0137.1	409137			247 9,0 8,0 +S +B
	1.6 16V	80		10.04	07.10					
	1.6 HDi 110	80		10.04	07.10					
	1.6 HDi 90	66		10.04	07.10					
	1.6 THP 150	110		07.08	07.10					
	1.6 VTi 120	88		07.08	07.10					
	2.0 16V	100		10.04	07.10					
	2.0 16V	103		12.05	07.10					
	2.0 16V	130		10.04	07.10					
	2.0 HDi	103		07.08	07.10					
	2.0 HDi 135	100		10.04	07.10					

CITROEN C4 I Grand Picasso (06-13)											
	1.6 e-HDi 110	82		11.10	07.13	13.0460-7229.2	607229			24538 18,5 +	ATE
	1.6 HDi	80		10.06	07.13	13.0470-7229.2	LD7229			24538 18,5 +	ATE
	1.6 HDi 110	82		09.10	07.13						
	1.6 VTi 120	88		07.08	07.13						
	1.8 i 16V	92		10.06	07.13						
	1.6 16V	103	ORGA 11920	07.08		13.0460-7230.2	607230			24557 19,4 +	ATE
	1.6 16V	110	ORGA 11920	10.08		13.0470-7230.2	LD7230			24557 19,4 +	ATE
	2.0 HDi 135	100	ORGA 11920	10.06							
	2.0 i 16V	103	ORGA 11920	10.06							
	1.6 16V	103	ORGA 11921		07.13	13.0460-7230.2	607230			24557 19,4 +	ATE
1.6 16V	110	ORGA 11921		07.13	13.0470-7230.2	LD7230			24557 19,4 +	ATE	
1.6 THP 155	115		11.10	07.13							
2.0 HDi 135	100	ORGA 11921		07.13							
2.0 HDi 150	110		07.09	07.13							
2.0 HDi 165	120		11.10	07.13							
2.0 i 16V	103	ORGA 11921		07.13							
	1.6 e-HDi 110	82		11.10	07.13	24.0126-0120.1	426120			283 26,0 24,0 V +S +B	
	1.6 HDi	80		10.06	07.13						
	1.6 HDi 110	82		09.10	07.13						
	1.6 VTi 120	88		07.08	07.13						
	1.8 i 16V	92		10.06	07.13						
	1.6 16V	103		07.08	07.13	24.0126-0140.1	426140			302 26,0 24,0 V +S +B	
	1.6 16V	110		10.08	07.13						
	1.6 THP 155	115		11.10	07.13						
	2.0 HDi 135	100		10.06	07.13						
	2.0 HDi 150	110		07.09	07.13						
2.0 HDi 165	120		11.10	07.13							
2.0 i 16V	103		10.06	07.13							
	1.6 16V	103		07.08	07.13	13.0460-3836.2	603836			24540 16,3 /Zub/S	BOS
	1.6 16V	110		10.08	07.13	13.0470-3836.2	LD3836			24540 16,3 /Zub/S	BOS
	1.6 e-HDi 110	82		11.10	07.13						
	1.6 HDi	80		10.06	07.13						
	1.6 HDi 110	82		09.10	07.13						
	1.6 THP 155	115		11.10	07.13						
	1.6 VTi 120	88		07.08	07.13						
	1.8 i 16V	92		10.06	07.13						
	2.0 HDi 135	100		10.06	07.13						
	2.0 HDi 150	110		07.09	07.13						
2.0 HDi 165	120		11.10	07.13							
2.0 i 16V	103		10.06	07.13							

CITROEN C4 I Picasso (07-13)											
	1.6 e-HDi 110	82		11.10	07.13	13.0460-7229.2	607229			24538 18,5 +	ATE
	1.6 HDi	80		02.07	07.13	13.0470-7229.2	LD7229			24538 18,5 +	ATE
	1.6 HDi 110	82		11.10	07.13						
	1.6 VTi 120	88		07.08	07.13						
	1.8 i 16V	92		02.07	07.13						
	1.6 16V	110	ORGA 11920	07.08		13.0460-7230.2	607230			24557 19,4 +	ATE
	1.6 THP 140	103	ORGA 11920	07.08		13.0470-7230.2	LD7230			24557 19,4 +	ATE
	1.6 THP 150	110	ORGA 11920	10.08							
	2.0 HDi 138	100	ORGA 11920	02.07							
	2.0 i 16V	103	ORGA 11920	02.07							
1.6 16V	110	ORGA 11921		07.13	13.0460-7230.2	607230			24557 19,4 +	ATE	
1.6 THP 140	103	ORGA 11921		07.13	13.0470-7230.2	LD7230			24557 19,4 +	ATE	
1.6 THP 150	110	ORGA 11921		07.13							
1.6 THP 155	115		11.10	07.13							
2.0 HDi 138	100	ORGA 11921		07.13							
2.0 HDi 150	110		07.09	07.13							
2.0 HDi 165	120		11.10	07.13							
2.0 i 16V	103	ORGA 11921		07.13							
	1.6 e-HDi 110	82		11.10	07.13	24.0126-0120.1	426120			283 26,0 24,0 V +S +B	
	1.6 HDi	80		02.07	07.13						
	1.6 HDi 110	82		11.10	07.13						
	1.6 VTi 120	88		07.08	07.13						
	1.8 i 16V	92		02.07	07.13						
	1.6 16V	110		07.08	07.13	24.0126-0140.1	426140			302 26,0 24,0 V +S +B	
	1.6 THP 140	103		07.08	07.13						
	1.6 THP 150	110		10.08	07.13						
	1.6 THP 155	115		11.10	07.13						
	2.0 HDi 138	100		02.07	07.13						
2.0 HDi 150	110		07.09	07.13							

¹⁾ + axle stub D=30mm / + fusello D=30mm / + bout d'essieu D=30mm / + muñón del eje D=30mm
²⁾ + axle stub D=25mm / + fusello D=25mm / + bout d'essieu D=25mm / + muñón del eje D=25mm

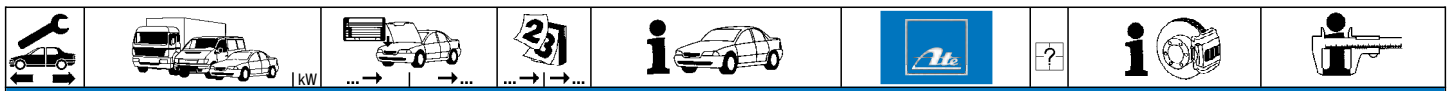


											
CITROEN C4 I Picasso (07-13)											
	2.0 HDi 165 2.0 i 16V	120 103		11.10 02.07	07.13 07.13		24.0126-0140.1	426140	302 26,0 24,0 V +S +B		
	1.6 16V 1.6 e-HDi 110 1.6 HDi 1.6 HDi 110 1.6 THP 140 1.6 THP 150 1.6 THP 155 1.6 VTi 120 1.8 i 16V 2.0 HDi 138 2.0 HDi 150 2.0 HDi 165 2.0 i 16V	110 82 80 82 103 110 115 88 92 100 110 120 103		07.08 11.10 02.07 11.10 07.08 10.08 11.10 07.08 02.07 02.07 07.09 11.10 02.07	07.13 07.13 07.13 07.13 07.13 07.13 07.13 07.13 07.13 07.13 07.13 07.13 07.13		13.0460-3836.2 13.0470-3836.2	603836 LD3836	24540 16,3 /Zub/S 24540 16,3 /Zub/S	BOS BOS	
CITROEN C4 II Limousine (B7) (10-)											
	1.6 Flex 1.6 HDi 110 1.6 HDi 115 1.6 HDi 90 1.6 VTi 120 1.6 VTi 120 LPG 2.0 Flex 1.6 THP 155 2.0 HDi 150	81 82 84 68 88 88 103 115 110		11.09 11.09 07.12 11.09 11.09 09.11 11.09 11.09 11.09			13.0460-7229.2 13.0470-7229.2	607229 LD7229	24538 18,5 + 24538 18,5 +	ATE ATE	
					+ elektrische Feststellbremse ¹⁾						
	1.4 VTi 95 1.6 HDi 90 1.6 Flex 1.6 HDi 110 1.6 HDi 115 1.6 HDi 90 1.6 VTi 120 1.6 VTi 120 LPG 2.0 Flex 1.6 THP 155 2.0 HDi 150	70 68 81 82 84 68 88 88 103 115 110		11.09 11.09 11.09 07.12 11.09 11.09 09.11 11.09 11.09 11.09 11.09			24.0122-0194.1	422194	266 22,0 20,0 V +S +B		
					- elektrische Feststellbremse ²⁾						
	1.6 Flex 1.6 HDi 110 1.6 HDi 115 1.6 HDi 90 1.6 VTi 120 1.6 VTi 120 LPG 2.0 Flex 1.6 THP 155 2.0 HDi 150	81 82 84 68 88 88 103 115 110		11.09 11.09 07.12 11.09 11.09 09.11 11.09 11.09 11.09			24.0126-0120.1	426120	283 26,0 24,0 V +S +B		
					+ elektrische Feststellbremse ¹⁾						
	1.4 VTi 95 1.6 Flex 1.6 HDi 110 1.6 HDi 115 1.6 HDi 90 1.6 THP 155 1.6 VTi 120 1.6 VTi 120 LPG 2.0 Flex 2.0 HDi 150	70 81 82 84 68 115 88 88 103 110		11.09 11.09 11.09 07.12 11.09 11.09 09.11 11.09 11.09 11.09			13.0460-2761.2	602761	24922 17,5 /Zub/S	LUC	
					+ elektrische Feststellbremse ¹⁾ + elektrische Feststellbremse ¹⁾ + elektrische Feststellbremse ¹⁾ + elektrische Feststellbremse ¹⁾ + elektrische Feststellbremse ¹⁾ + elektrische Feststellbremse ¹⁾ + elektrische Feststellbremse ¹⁾ + elektrische Feststellbremse ¹⁾ + elektrische Feststellbremse ¹⁾ + elektrische Feststellbremse ¹⁾						
CITROEN C4 Aircross (12-)											
	1.6 16V 2WD 1.6 HDi 115 2WD 1.6 HDi 115 4WD 1.8 HDi 150 2WD 1.8 HDi 150 4WD	86 84 84 110 110		04.12 04.12 05.12 04.12 04.12			13.0460-5760.2	605760	23584 16,4 /WK	AKE AKE	
	1.6 16V 2WD 1.6 HDi 115 2WD 1.6 HDi 115 4WD 1.8 HDi 150 2WD 1.8 HDi 150 4WD	86 84 84 110 110		04.12 04.12 05.12 04.12 04.12			24.0126-0170.1	426170	294 26,0 24,4 V +B		
	1.6 16V 2WD 1.6 HDi 115 2WD 1.6 HDi 115 4WD 1.8 HDi 150 2WD 1.8 HDi 150 4WD	86 84 84 110 110		04.12 04.12 05.12 04.12 04.12			13.0460-5855.2	605855	23582 16,0 +		
	1.6 16V 2WD 1.6 HDi 115 2WD 1.6 HDi 115 4WD 1.8 HDi 150 2WD 1.8 HDi 150 4WD	86 84 84 110 110		04.12 04.12 05.12 04.12 04.12			24.0110-0360.1	410360	302 10,0 8,4 +B		
CITROEN C-ELYSEE (12-)											
	1.2 VTi 72 1.6 HDi 92 1.6 VTi 115	53 68 85		11.12 11.12 11.12			13.0460-3994.2 13.0470-3994.2	603994 LD3994	+ belüftete Scheiben ³⁾ + belüftete Scheiben ³⁾	23599 19,0 /Zub/S 23599 19,0 /Zub/S	BOS BOS
	1.2 VTi 72 1.6 HDi 92 1.6 VTi 115	53 68 85		11.12 11.12 11.12			24.0113-0184.1 24.0122-0194.1	413184 422194	266 13,0 11,0 +S +B 266 22,0 20,0 V +S +B		
	1.2 VTi 72 1.6 HDi 92 1.6 VTi 115	53 68 85		11.12 11.12 11.12			24.0711-5256.3	360320	2 	Radsensor L=1029	

¹⁾ + electric parking brake / + freno a mano elettrico / + frein à main électrique / + freno de mano eléctrico

²⁾ - electric parking brake / - freno a mano elettrico / - frein à main électrique / - freno de mano eléctrico

³⁾ + ventilated discs / + dischi ventilati / + disques ventilés / + disco ventilado



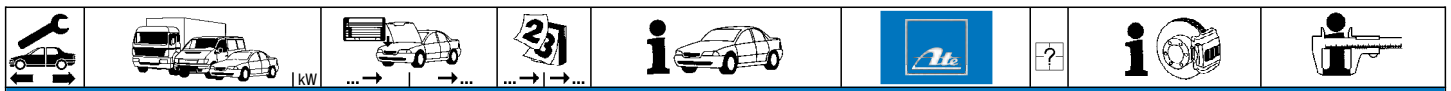
CITROEN C5 I Limousine (01-04)

	1.8 16V	85		03.01	08.04		13.0460-3996.2	603996		23276	17,2 /WK/S	BOS
	2.0 16V	100		03.01	08.04		13.0460-3997.2	603997		23277	17,7 /WK/S	BOS
	2.0 16V	103		03.01	08.04							
	2.0 HDi 110	80		03.01	08.04							
	2.0 HDi 90	66		03.01	08.04							
	2.2 HDi	98		03.01	08.04		13.0460-3998.2	603998		23273	17,8 /WK/S	BOS
	3.0 V6	152		03.01	08.04							
	1.8 16V	85		03.01	08.04		24.0122-0194.1	422194		266	22,0 20,0 V +S +B	
	2.0 16V	100		03.01	08.04		24.0126-0120.1	426120		283	26,0 24,0 V +S +B	
	2.0 16V	103		03.01	08.04		24.0326-0120.1	526120		283	26,0 24,0 V +S +B PD	
	2.0 HDi 110	80		03.01	08.04							
	2.0 HDi 90	66		03.01	08.04							
	2.2 HDi	98		03.01	08.04		24.0128-0128.1	428128		288	28,0 26,0 V +S +B	
	3.0 V6	152		03.01	08.04							
	1.8 16V	85		03.01	08.04		24.0711-5101.3	360084	2		Radsensor L=1270	
	2.0 16V	100		03.01	08.04							
	2.0 16V	103		03.01	08.04							
	2.0 HDi 110	80		03.01	08.04							
	2.0 HDi 90	66		03.01	08.04							
	2.2 HDi	98		03.01	08.04							
	3.0 V6	152		03.01	08.04							
	1.8 16V	85		03.01	08.04		13.0460-4921.2	604921		23305	15,2	CIT
	2.0 16V	100		03.01	08.04							
	2.0 16V	103		03.01	08.04							
	2.0 HDi 110	80		03.01	08.04							
	2.0 HDi 90	66		03.01	08.04							
	2.2 HDi	98		03.01	08.04							
	3.0 V6	152		03.01	08.04							
	1.8 16V	85		03.01	08.04		24.0114-0112.1	414112		276	14,0 12,0 +S +B	
	2.0 16V	100		03.01	08.04							
	2.0 16V	103		03.01	08.04							
	2.0 HDi 110	80		03.01	08.04							
	2.0 HDi 90	66		03.01	08.04							
	2.2 HDi	98		03.01	08.04							
	3.0 V6	152		03.01	08.04							
	1.8 16V	85		03.01	08.04		24.0711-6074.3	360280	2		Radsensor L=1767	
	2.0 16V	100	ORGA 09491	03.01								
	2.0 16V	103	ORGA 09491	03.01								
	2.0 HDi 110	80	ORGA 09491	03.01								
	2.0 HDi 90	66	ORGA 09491	03.01								
	2.2 HDi	98	ORGA 09491	03.01								
	3.0 V6	152	ORGA 09491	03.01								
	1.8 16V	85	ORGA 09492		08.04		24.0711-6108.3	360131	2		Radsensor L=1670	
	2.0 16V	100	ORGA 09492		08.04							
	2.0 16V	103	ORGA 09492		08.04							
	2.0 HDi 110	80	ORGA 09492		08.04							
	2.0 HDi 90	66	ORGA 09492		08.04							
	2.2 HDi	98	ORGA 09492		08.04							

CITROEN C5 I Kombi (01-04)

	1.8 16V	85		06.01	08.04		13.0460-3997.2	603997		23277	17,7 /WK/S	BOS
	2.0 16V	100		06.01	08.04							
	2.0 16V	103		06.01	08.04							
	2.0 HDi 110	80		06.01	08.04							
	2.0 HDi 90	66		06.01	08.04							
	2.2 HDi	98		06.01	08.04		13.0460-3998.2	603998		23273	17,8 /WK/S	BOS
	3.0 V6	152		06.01	08.04							
	3.0 V6 Carlsson	173		09.03	08.04							
	1.8 16V	85		06.01	08.04		24.0126-0120.1	426120		283	26,0 24,0 V +S +B	
	2.0 16V	100		06.01	08.04		24.0326-0120.1	526120		283	26,0 24,0 V +S +B PD	
	2.0 16V	103		06.01	08.04							
	2.0 HDi 110	80		06.01	08.04							
	2.0 HDi 90	66		06.01	08.04							
	2.2 HDi	98		06.01	08.04		24.0128-0128.1	428128		288	28,0 26,0 V +S +B	
	3.0 V6	152		06.01	08.04							
	3.0 V6 Carlsson	173		09.03	08.04							
	1.8 16V	85		06.01	08.04		24.0711-5101.3	360084	2		Radsensor L=1270	
	2.0 16V	100		06.01	08.04							
	2.0 16V	103		06.01	08.04							
	2.0 HDi 110	80		06.01	08.04							
	2.0 HDi 90	66		06.01	08.04							
	2.2 HDi	98		06.01	08.04							
	3.0 V6	152		06.01	08.04							
	3.0 V6 Carlsson	173		09.03	08.04							
	1.8 16V	85		06.01	08.04		13.0460-4921.2	604921		23305	15,2	CIT
	2.0 16V	100		06.01	08.04							
	2.0 16V	103		06.01	08.04							
	2.0 HDi 110	80		06.01	08.04							
	2.0 HDi 90	66		06.01	08.04							
	2.2 HDi	98		06.01	08.04							



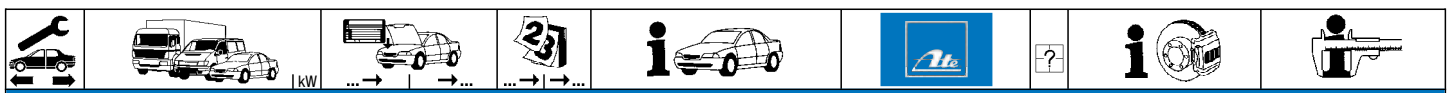


CITROEN C5 I Kombi (01-04)

	1.8 16V	85		06.01	08.04	24.0114-0112.1	414112			276 14,0 12,0 +S +B
	2.0 16V	100		06.01	08.04					
	2.0 16V	103		06.01	08.04					
	2.0 HDi 110	80		06.01	08.04					
	2.0 HDi 90	66		06.01	08.04					
	2.2 HDi	98		06.01	08.04					
	3.0 V6	152		06.01	08.04					
	3.0 V6 Carlsson	173		09.03	08.04					
	1.8 16V	85	ORGA 09491	06.01		24.0711-6074.3	360280	2		Radsensor L=1767
	2.0 16V	100	ORGA 09491	06.01						
	2.0 16V	103	ORGA 09491	06.01						
	2.0 HDi 110	80	ORGA 09491	06.01						
	2.0 HDi 90	66	ORGA 09491	06.01						
	2.2 HDi	98	ORGA 09491	06.01						
	3.0 V6	152	ORGA 09491	06.01						
	3.0 V6 Carlsson	173	ORGA 09491	09.03						
	1.8 16V	85	ORGA 09492		08.04	24.0711-6108.3	360131	2		Radsensor L=1670
	2.0 16V	100	ORGA 09492		08.04					
	2.0 16V	103	ORGA 09492		08.04					
	2.0 HDi 110	80	ORGA 09492		08.04					
	2.0 HDi 90	66	ORGA 09492		08.04					
	2.2 HDi	98	ORGA 09492		08.04					
	3.0 V6	152	ORGA 09492		08.04					
	3.0 V6 Carlsson	173	ORGA 09492		08.04					

CITROEN C5 II Limousine (04-08)

	1.8 16V	85		09.04	01.08	13.0460-3996.2	603996			23276 17,2 /WK/S	BOS																		
	1.8 16V	92		09.05	01.08																								
	1.6 HDi	80		09.04	01.08							13.0460-3997.2	603997			23277 17,7 /WK/S	BOS												
	2.0 16V	103		09.04	01.08																								
	2.0 HDi	100		09.04	01.08													13.0460-3998.2	603998			23273 17,8 /WK/S	BOS						
	2.2 HDi	98		09.04	01.08																								
2.2 HDi	125		04.06	01.08																									
3.0 Carlsson	173		09.04	01.08																									
3.0 V6	152		09.04	01.08																									
	1.8 16V	85		09.04	01.08	24.0122-0194.1	422194			266 22,0 20,0 V +S +B																			
	1.8 16V	92		09.05	01.08																								
	1.6 HDi	80		09.04	01.08							24.0126-0120.1	426120			283 26,0 24,0 V +S +B													
	2.0 16V	103		09.04	01.08													24.0326-0120.1	526120			283 26,0 24,0 V +S +B PD							
	2.0 HDi	100		09.04	01.08																			24.0128-0128.1	428128			288 28,0 26,0 V +S +B	
	2.2 HDi	98		09.04	01.08																								
2.2 HDi	125		04.06	01.08																									
3.0 Carlsson	173		09.04	01.08																									
3.0 V6	152		09.04	01.08																									
	1.6 HDi	80		09.04	01.08	24.0711-5101.3	360084	2			Radsensor L=1270																		
	1.8 16V	85		09.04	01.08																								
	1.8 16V	92		09.05	01.08																								
	2.0 16V	103		09.04	01.08																								
	2.0 HDi	100		09.04	01.08																								
	2.2 HDi	98		09.04	01.08																								
	2.2 HDi	125		04.06	01.08																								
	3.0 Carlsson	173		09.04	01.08																								
3.0 V6	152		09.04	01.08																									
	1.6 HDi	80		09.04	01.08	13.0460-4921.2	604921			23305 15,2	CIT																		
	1.8 16V	85		09.04	01.08																								
	1.8 16V	92		09.05	01.08																								
	2.0 16V	103		09.04	01.08																								
	2.0 HDi	100		09.04	01.08																								
	2.2 HDi	98		09.04	01.08																								
	2.2 HDi	125		04.06	01.08																								
	3.0 Carlsson	173		09.04	01.08																								
3.0 V6	152		09.04	01.08																									
	1.6 HDi	80		09.04	01.08	24.0114-0112.1	414112			276 14,0 12,0 +S +B																			
	1.8 16V	85		09.04	01.08																								
	1.8 16V	92		09.05	01.08																								
	2.0 16V	103		09.04	01.08																								
	2.0 HDi	100		09.04	01.08																								
	2.2 HDi	98		09.04	01.08																								
	2.2 HDi	125		04.06	01.08																								
	3.0 Carlsson	173		09.04	01.08																								
3.0 V6	152		09.04	01.08																									
	1.6 HDi	80		09.04	01.08	24.0711-6108.3	360131	2			Radsensor L=1670																		
	1.8 16V	85		09.04	01.08																								
	1.8 16V	92		09.05	01.08																								
	2.0 16V	103		09.04	01.08																								
	2.0 HDi	100		09.04	01.08																								
	2.2 HDi	98		09.04	01.08																								
	2.2 HDi	125		04.06	01.08																								
	3.0 Carlsson	173		09.04	01.08																								
3.0 V6	152		09.04	01.08																									

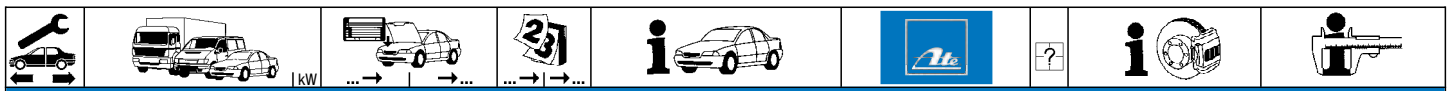


CITROEN C5 II Kombi (04-08)

	1.6 HDi	80	09.04	01.08	13.0460-3997.2	603997		23277 17,7 /WK/S	BOS
	1.8 16V	85	09.04	01.08					
	1.8 16V	92	09.05	01.08					
	2.0 16V	103	09.04	01.08					
	2.0 HDi	100	09.04	01.08					
	2.2 HDi	98	09.04	01.08					
	2.2 HDi	120	05.06	01.08					
2.2 HDi	125	04.06	01.08						
3.0 V6	152	09.04	01.08	13.0460-3998.2	603998		23273 17,8 /WK/S	BOS	
1.6 HDi	80	09.04	01.08						
1.8 16V	85	09.04	01.08						
1.8 16V	92	09.05	01.08						
2.0 16V	103	09.04	01.08						
2.0 HDi	100	09.04	01.08						
2.2 HDi	98	09.04	01.08						
2.2 HDi	120	05.06	01.08						
2.2 HDi	125	04.06	01.08						
3.0 V6	152	09.04	01.08	24.0126-0120.1	426120		283 26,0 24,0 V +S +B	283 26,0 24,0 V +S +B PD	
1.6 HDi	80	09.04	01.08						
1.8 16V	85	09.04	01.08						
1.8 16V	92	09.05	01.08						
2.0 16V	103	09.04	01.08						
2.0 HDi	100	09.04	01.08						
2.2 HDi	98	09.04	01.08						
2.2 HDi	120	05.06	01.08						
2.2 HDi	125	04.06	01.08						
3.0 V6	152	09.04	01.08	24.0128-0128.1	428128		288 28,0 26,0 V +S +B		
1.6 HDi	80	09.04	01.08						
1.8 16V	85	09.04	01.08						
1.8 16V	92	09.05	01.08						
2.0 16V	103	09.04	01.08						
2.0 HDi	100	09.04	01.08						
2.2 HDi	98	09.04	01.08						
2.2 HDi	120	05.06	01.08						
2.2 HDi	125	04.06	01.08						
3.0 V6	152	09.04	01.08	24.0711-5101.3	360084	2	Radsensor L=1270		
1.6 HDi	80	09.04	01.08						
1.8 16V	85	09.04	01.08						
1.8 16V	92	09.05	01.08						
2.0 16V	103	09.04	01.08						
2.0 HDi	100	09.04	01.08						
2.2 HDi	98	09.04	01.08						
2.2 HDi	120	05.06	01.08						
2.2 HDi	125	04.05	01.08						
3.0 V6	152	09.04	01.08	13.0460-4921.2	604921		23305 15,2	CIT	
1.6 HDi	80	09.04	01.08						
1.8 16V	85	09.04	01.08						
1.8 16V	92	09.05	01.08						
2.0 16V	103	09.04	01.08						
2.0 HDi	100	09.04	01.08						
2.2 HDi	98	09.04	01.08						
2.2 HDi	120	05.06	01.08						
2.2 HDi	125	04.06	01.08						
3.0 V6	152	09.04	01.08	24.0114-0112.1	414112		276 14,0 12,0 +S +B		
1.6 HDi	80	09.04	01.08						
1.8 16V	85	09.04	01.08						
1.8 16V	92	09.05	01.08						
2.0 16V	103	09.04	01.08						
2.0 HDi	100	09.04	01.08						
2.2 HDi	98	09.04	01.08						
2.2 HDi	120	05.06	01.08						
2.2 HDi	125	04.06	01.08						
3.0 V6	152	09.04	01.08	24.0711-6108.3	360131	2	Radsensor L=1670		
1.6 HDi	80	09.04	01.08						
1.8 16V	85	09.04	01.08						
1.8 16V	92	09.05	01.08						
2.0 16V	103	09.04	01.08						
2.0 HDi	100	09.04	01.08						
2.2 HDi	98	09.04	01.08						
2.2 HDi	120	05.06	01.08						
2.2 HDi	125	04.06	01.08						
3.0 V6	152	09.04	01.08						

CITROEN C5 III Limousine (X7) (08-)

	1.6 HDi	80	02.08		13.0460-7252.2	607252		24332 18,3 +/WK	ATE					
	1.6 HDi 110	82	07.10							13.0470-7252.2	LD7252	24332 18,3 +/WK	ATE	
	1.6 HDi 115	84	01.12											
	1.6 VTI 120	88	07.10											
	1.8 16V	92	02.08											
	2.0 16V	103	02.08											
	2.0 16V BioFlex	103	02.08											
	2.0 HDi	100	02.08											
	2.0 HDi 140	103	11.08											
	2.0 HDi 165	120	04.09											
	1.6 THP 155	115	04.09		13.0460-2892.2	602892		24133 18,6 +/WK/Zub/S	LUC					
	2.2 HDi	125	02.08							13.0470-2892.2	LD2892	24133 18,6 +/WK/Zub/S	LUC	
	2.2 HDi 200	150	07.10											
	2.7 HDi	150	02.08											
	3.0	152	02.08											
	3.0 V6	155	02.08											
	3.0 HDi 240	177	04.09							13.0460-7279.2	607279		25069 17,3 +/WE	ATE
	1.6 HDi	80	02.08							24.0128-0216.1	428216		304 28,0 26,0 V +S +B	
	1.6 HDi 110	82	07.10											
	1.6 HDi 115	84	01.12											
1.6 VTI 120	88	07.10												
1.8 16V	92	02.08												
2.0 16V	103	02.08												
2.0 16V BioFlex	103	02.08												
2.0 HDi	100	02.08												
2.0 HDi 140	103	11.08												
2.0 HDi 165	120	04.09												
	1.6 THP 155	115	04.09		24.0130-0206.1	430206		330 30,0 28,0 V L +S +B						
	2.0 HDi	100	02.08											
	2.2 HDi	125	02.08											



















CITROEN C5 III Limousine (X7) (08-)

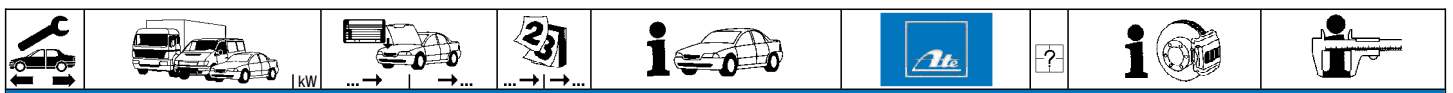
	2.2 HDi 200 2.7 HDi 3.0 3.0 V6	150 150 152 155	07.10 02.08 02.08 02.08		24.0130-0206.1	430206		330 30,0 28,0 VL +S +B	
	1.6 HDi 1.6 HDi 110 1.6 HDi 115 1.6 THP 155 1.6 VTI 120 1.8 16V 2.0 16V 2.0 16V BioFlex 2.0 HDi 2.0 HDi 140 2.0 HDi 165 2.2 HDi 2.2 HDi 200 2.7 HDi 3.0 3.0 HDi 240 3.0 V6	80 ORGA 11683 82 ORGA 11683 84 ORGA 11683 115 ORGA 11683 88 ORGA 11683 92 ORGA 11683 103 ORGA 11683 103 ORGA 11683 100 ORGA 11683 103 ORGA 11683 120 ORGA 11683 125 ORGA 11683 150 ORGA 11683 150 ORGA 11683 152 ORGA 11683 177 ORGA 11683 155 ORGA 11683			24.0711-5215.3	360317	2	Radsensor L=1259	
	1.6 HDi 1.6 HDi 110 1.6 HDi 115 1.6 THP 155 1.6 VTI 120 1.8 16V 2.0 16V 2.0 16V BioFlex 2.0 HDi 2.0 HDi 140 2.0 HDi 165 2.2 HDi 2.2 HDi 200 2.7 HDi 3.0 3.0 HDi 240 3.0 V6	80 82 84 115 88 92 103 103 100 103 120 125 150 150 152 177 155	02.08 07.10 01.12 04.09 07.10 02.08 02.08 02.08 02.08 11.08 04.09 02.08 07.10 02.08 02.08 04.09 02.08	- elektrische Feststellbremse ¹⁾ - elektrische Feststellbremse ¹⁾ - elektrische Feststellbremse ¹⁾ - elektrische Feststellbremse ¹⁾ - elektrische Feststellbremse ¹⁾ - elektrische Feststellbremse ¹⁾ - elektrische Feststellbremse ¹⁾ - elektrische Feststellbremse ¹⁾ - elektrische Feststellbremse ¹⁾ - elektrische Feststellbremse ¹⁾ - elektrische Feststellbremse ¹⁾ - elektrische Feststellbremse ¹⁾ - elektrische Feststellbremse ¹⁾ - elektrische Feststellbremse ¹⁾ - elektrische Feststellbremse ¹⁾ - elektrische Feststellbremse ¹⁾ - elektrische Feststellbremse ¹⁾	13.0460-2893.2 13.0470-2893.2	602893 LD2893		24135 17,7 /S 24135 17,7 /S	LUC LUC
	1.6 HDi 1.6 HDi 110 1.6 HDi 115 1.6 THP 155 1.6 VTI 120 1.8 16V 2.0 16V 2.0 16V BioFlex 2.0 HDi 2.0 HDi 140 2.0 HDi 165 2.2 HDi 2.2 HDi 200 2.7 HDi 3.0 3.0 HDi 240 3.0 V6	80 82 84 115 88 92 103 103 100 103 120 125 150 150 152 177 155	02.08 07.10 01.12 04.09 07.10 02.08 02.08 02.08 02.08 11.08 04.09 02.08 07.10 02.08 02.08 04.09 02.08	+ elektrische Feststellbremse ²⁾ + elektrische Feststellbremse ²⁾ + elektrische Feststellbremse ²⁾ + elektrische Feststellbremse ²⁾ + elektrische Feststellbremse ²⁾ + elektrische Feststellbremse ²⁾ + elektrische Feststellbremse ²⁾ + elektrische Feststellbremse ²⁾ + elektrische Feststellbremse ²⁾ + elektrische Feststellbremse ²⁾ + elektrische Feststellbremse ²⁾ + elektrische Feststellbremse ²⁾ + elektrische Feststellbremse ²⁾ + elektrische Feststellbremse ²⁾ + elektrische Feststellbremse ²⁾ + elektrische Feststellbremse ²⁾ + elektrische Feststellbremse ²⁾	13.0460-7253.2	607253		24137 15,8 +	ATE
	1.6 HDi 1.6 HDi 110 1.6 HDi 115 1.6 THP 155 1.6 VTI 120 1.8 16V 2.0 16V 2.0 16V BioFlex 2.0 HDi 2.0 HDi 140 2.0 HDi 165 2.2 HDi 2.2 HDi 200 2.7 HDi 3.0 3.0 HDi 240 3.0 V6	80 82 84 115 88 92 103 103 100 103 120 125 150 150 152 177 155	02.08 07.10 01.12 04.09 07.10 02.08 02.08 02.08 02.08 11.08 04.09 02.08 07.10 02.08 02.08 04.09 02.08		24.0112-0162.1	412162		290 12,0 10,0 +S +B	
	1.6 HDi 1.6 HDi 110 1.6 HDi 115 1.6 THP 155 1.6 VTI 120 1.8 16V 2.0 16V 2.0 16V BioFlex 2.0 HDi 2.0 HDi 140 2.0 HDi 165 2.2 HDi 2.2 HDi 200 2.7 HDi 3.0 3.0 HDi 240 3.0 V6	80 ORGA 11683 82 ORGA 11683 84 ORGA 11683 115 ORGA 11683 88 ORGA 11683 92 ORGA 11683 103 ORGA 11683 103 ORGA 11683 100 ORGA 11683 103 ORGA 11683 120 ORGA 11683 125 ORGA 11683 150 ORGA 11683 150 ORGA 11683 152 ORGA 11683 177 ORGA 11683 155 ORGA 11683			24.0711-5216.3	360318	2	Radsensor L=1762	

¹⁾ - electric parking brake / - freno a mano elettrico / - frein à main électrique / - freno de mano eléctrico
²⁾ + electric parking brake / + freno a mano elettrico / + frein à main électrique / + freno de mano eléctrico



									
CITROEN C5 III Limousine (X7) (08-)									
	3.0 HDi 240 3.0 V6	177 ORGA 11683 155 ORGA 11683				24.0711-5216.3	360318	2 	Radsensor L=1762
CITROEN C5 III Kombi (X7) (08-)									
	1.6 HDi 1.6 HDi 110 1.6 HDi 115 1.6 VTI 120 1.8 16V 2.0 16V 2.0 16V BioFlex 2.0 HDi 2.0 HDi 140 2.0 HDi 140 2.0 HDi 150 2.0 HDi 165	80 82 84 88 92 103 103 100 103 103 110 120	02.08 07.10 01.12 07.10 02.08 02.08 02.08 02.08 11.08 11.08 04.09 04.09			13.0460-7252.2 13.0470-7252.2	607252 LD7252		24332 18,3 +/WK 24332 18,3 +/WK ATE ATE
	1.6 THP 155 2.2 HDi 2.2 HDi 200 2.7 HDi 3.0 3.0 V6 3.0 HDi 240	115 125 150 150 152 155 177	04.09 02.08 07.10 02.08 02.08 02.08 04.09			13.0460-2892.2 13.0470-2892.2	602892 LD2892		24133 18,6 +/WK/Zub/S/LUC 24133 18,6 +/WK/Zub/S/LUC
	1.6 HDi 1.6 HDi 110 1.6 HDi 115 1.8 16V 2.0 16V 2.0 16V BioFlex 2.0 HDi 2.0 HDi 140 2.0 HDi 150 2.0 HDi 165	80 82 84 92 103 103 100 103 110 120	02.08 07.10 01.12 02.08 02.08 02.08 02.08 11.08 04.09 04.09			24.0128-0216.1	428216		304 28,0 26,0 V +S +B
	1.6 THP 155 2.2 HDi 2.2 HDi 200 2.7 HDi 3.0 3.0 V6	115 125 150 150 152 155	04.09 02.08 07.10 02.08 02.08 02.08			24.0130-0206.1	430206		330 30,0 28,0 V L +S +B
	1.6 HDi 1.6 HDi 110 1.6 HDi 115 1.6 THP 155 1.6 VTI 120 1.8 16V 2.0 16V 2.0 16V BioFlex 2.0 HDi 2.0 HDi 140 2.0 HDi 150 2.0 HDi 165 2.2 HDi 2.2 HDi 200 2.7 HDi 3.0 3.0 HDi 240 3.0 V6	80 ORGA 11683 82 ORGA 11683 84 ORGA 11683 115 ORGA 11683 88 ORGA 11683 92 ORGA 11683 103 ORGA 11683 103 ORGA 11683 100 ORGA 11683 103 ORGA 11683 110 120 ORGA 11683 125 ORGA 11683 150 ORGA 11683 150 ORGA 11683 152 ORGA 11683 177 ORGA 11683 155 ORGA 11683	04.09			24.0711-5215.3	360317	2 	Radsensor L=1259
	1.6 HDi 1.6 HDi 110 1.6 HDi 115 1.6 THP 155 1.6 VTI 120 1.8 16V 2.0 16V 2.0 16V BioFlex 2.0 HDi 2.0 HDi 140 2.0 HDi 150 2.0 HDi 165 2.2 HDi 2.2 HDi 200 2.7 HDi 3.0 3.0 HDi 240 3.0 V6	80 82 84 115 88 92 103 103 100 103 110 120 125 150 150 152 177 155	02.08 07.10 01.12 04.09 07.10 02.08 02.08 02.08 02.08 11.08 04.09 04.09 02.08 07.10 02.08 02.08 04.09 02.08	- elektrische Feststellbremse 1) - elektrische Feststellbremse 1) - elektrische Feststellbremse 1) - elektrische Feststellbremse 1) - elektrische Feststellbremse 1) - elektrische Feststellbremse 1) - elektrische Feststellbremse 1) - elektrische Feststellbremse 1) - elektrische Feststellbremse 1) - elektrische Feststellbremse 1) - elektrische Feststellbremse 1) - elektrische Feststellbremse 1) - elektrische Feststellbremse 1) - elektrische Feststellbremse 1) - elektrische Feststellbremse 1) - elektrische Feststellbremse 1) - elektrische Feststellbremse 1)	13.0460-2893.2 13.0470-2893.2	602893 LD2893		24135 17,7 /S 24135 17,7 /S LUC LUC	
	1.6 HDi 1.6 HDi 110 1.6 HDi 115 1.6 THP 155 1.6 VTI 120 1.8 16V 2.0 16V 2.0 16V BioFlex 2.0 HDi 2.0 HDi 140 2.0 HDi 150 2.0 HDi 165	80 82 84 115 88 92 103 103 100 103 110 120	02.08 07.10 01.12 04.09 07.10 02.08 02.08 02.08 02.08 11.08 04.09 04.09	+ elektrische Feststellbremse 2) + elektrische Feststellbremse 2) + elektrische Feststellbremse 2) + elektrische Feststellbremse 2) + elektrische Feststellbremse 2) + elektrische Feststellbremse 2) + elektrische Feststellbremse 2) + elektrische Feststellbremse 2) + elektrische Feststellbremse 2) + elektrische Feststellbremse 2) + elektrische Feststellbremse 2) + elektrische Feststellbremse 2)	13.0460-7253.2	607253		24137 15,8 + ATE	

1) - electric parking brake / - freno a mano elettrico / - frein à main électrique / - freno de mano eléctrico
2) + electric parking brake / + freno a mano elettrico / + frein à main électrique / + freno de mano eléctrico



CITROEN C5 III Kombi (X7) (08-)

























	2.0 HDi 150 2.0 HDi 165 2.2 HDi 2.2 HDi 200 2.7 HDi 3.0 3.0 HDi 240 3.0 V6	110 120 125 150 150 152 177 155		04.09 04.09 02.08 07.10 02.08 02.08 04.09 02.08	+ elektrische Feststellbremse ¹⁾ + elektrische Feststellbremse ¹⁾ + elektrische Feststellbremse ¹⁾ + elektrische Feststellbremse ¹⁾ + elektrische Feststellbremse ¹⁾ + elektrische Feststellbremse ¹⁾ + elektrische Feststellbremse ¹⁾ + elektrische Feststellbremse ¹⁾	13.0460-7253.2	607253		24137 15,8 +	ATE
	1.6 HDi 1.6 HDi 110 1.6 HDi 115 1.6 THP 155 1.6 VTI 120 1.8 16V 2.0 16V 2.0 16V BioFlex 2.0 HDi 2.0 HDi 140 2.0 HDi 150 2.0 HDi 165 2.2 HDi 2.2 HDi 200 2.7 HDi 3.0 3.0 HDi 240 3.0 V6	80 82 84 115 88 92 103 103 100 103 110 120 125 150 150 152 177 155		02.08 07.10 01.12 04.09 07.10 02.08 02.08 02.08 02.08 11.08 04.09 04.09 02.08 07.10 02.08 02.08 04.09 02.08		24.0112-0162.2	412162		290 12,0 10,0 +S +B	
	1.6 HDi 1.6 HDi 110 1.6 HDi 115 1.6 THP 155 1.6 VTI 120 1.8 16V 2.0 16V 2.0 16V BioFlex 2.0 HDi 2.0 HDi 140 2.0 HDi 150 2.0 HDi 165 2.2 HDi 2.2 HDi 200 2.7 HDi 3.0 3.0 HDi 240 3.0 V6	80 ORGA 11683 82 ORGA 11683 84 ORGA 11683 115 ORGA 11683 88 ORGA 11683 92 ORGA 11683 103 ORGA 11683 103 ORGA 11683 100 ORGA 11683 103 ORGA 11683 110 120 ORGA 11683 125 ORGA 11683 150 ORGA 11683 150 ORGA 11683 152 ORGA 11683 177 ORGA 11683 155 ORGA 11683		04.09		24.0711-5216.3	360318	2	Radsensor L=1762	

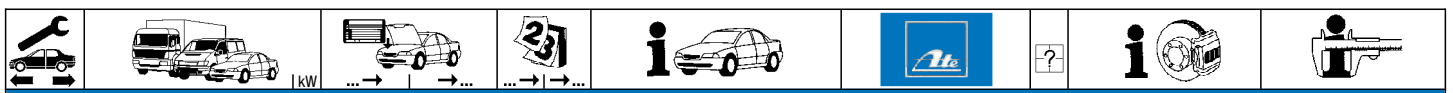
CITROEN C6 (05-12)

	2.2 HDi 2.7 HDi 3.0 V6 3.0 HDi	125 150 155 177		06.06 09.05 09.05 07.09	12.12 12.12 12.12 12.12	13.0460-2892.2 13.0470-2892.2	602892 LD2892		24133 18,6 +WK/Zub/S LUC 24133 18,6 +WK/Zub/S LUC	
	2.2 HDi 2.7 HDi 3.0 V6	125 150 155	ORGA 11193 ORGA 11193 ORGA 11193	06.06 09.05 09.05		24.0130-0181.1	430181		330 30,0 28,0 V +S +B	
	2.2 HDi 2.7 HDi 3.0 V6	125 150 155	ORGA 11194 ORGA 11194 ORGA 11194		12.12 12.12 12.12	24.0130-0206.1	430206		330 30,0 28,0 V L +S +B	
	2.2 HDi 2.7 HDi 3.0 HDi 3.0 V6	125 150 177 155	ORGA 11283 ORGA 11283 ORGA 11283 ORGA 11283	06.06 09.05 07.09 09.05		24.0710-2018.1	360225	2	Radsensor L=1259	
	2.2 HDi 2.7 HDi 3.0 HDi 3.0 V6	125 150 177 155	ORGA 11683 ORGA 11683 ORGA 11683 ORGA 11683		12.12 12.12 12.12 12.12	24.0711-5215.3	360317	2	Radsensor L=1259	
	2.2 HDi 2.7 HDi 3.0 HDi 3.0 V6	125 150 177 155		06.06 09.05 07.09 09.05	12.12 12.12 12.12 12.12	13.0460-2706.2	602706		24462 16,7 /S	LUC
	2.2 HDi 2.7 HDi 3.0 HDi 3.0 V6	125 150 177 155		06.06 09.05 07.09 09.05	12.12 12.12 12.12 12.12	24.0122-0255.1	422255		302 22,0 20,0 V	
	2.2 HDi 2.7 HDi 3.0 HDi 3.0 V6	125 150 177 155	ORGA 11283 ORGA 11283 ORGA 11283 ORGA 11283	06.06 09.05 07.09 09.05		24.0710-2019.1	360226	2	Radsensor L=1762	
	2.2 HDi 2.7 HDi 3.0 HDi 3.0 V6	125 150 177 155	ORGA 11683 ORGA 11683 ORGA 11683 ORGA 11683		12.12 12.12 12.12 12.12	24.0711-5216.3	360318	2	Radsensor L=1762	

¹⁾ + electric parking brake / + freno a mano elettrico / + frein à main électrique / + freno de mano eléctrico



										
CITROEN C8 (02-)										
	2.0 16V	100		07.02		13.0460-2863.2	602863		20261 19,0 +/WK/S	LUC
	2.0 16V	103		09.05						
	2.0 HDi	79		07.02						
	2.0 HDi	88		02.07						
	2.0 HDi 135	100		03.06						
	2.2 16V	116		07.02						
	2.2 HDi	94		07.02						
	2.0 HDi 165	120		03.06		13.0460-2752.2	602752		24839 19,4 +/WK/S	LUC
	2.2 HDi	125		06.06						
3.0 V6	150		07.02		13.0460-4995.2	604995		23575 15,6 +/WK	BRE	
	2.0 16V	100		07.02		24.0128-0136.1	428136		285 28,0 26,0 V +B	
	2.0 16V	103		09.05		24.0328-0136.1	528136		285 28,0 26,0 V +B PD	
	2.0 HDi	79		07.02						
	2.0 HDi	88		02.07						
	2.0 HDi 135	100		03.06						
	2.2 16V	116		07.02						
	2.2 HDi	94		07.02						
	3.0 V6	150		07.02		24.0132-0126.1	432126		310 32,0 30,0 V	
	2.0 HDi 165	120		03.06		24.0132-0126.1	432126		310 32,0 30,0 V	
2.2 HDi	125		06.06							
	2.0 16V	100		07.02		13.0460-2819.2	602819		20961 17,2 /S	LUC
	2.0 16V	103		09.05		13.0460-0072.2	610072		Einbausatz	LUC
	2.0 HDi	79		07.02						
	2.0 HDi	88		02.07						
	2.0 HDi 135	100		03.06						
	2.2 16V	116		07.02						
	2.2 HDi	94		07.02						
	2.2 HDi	125		06.06						
	3.0 V6	150		07.02						
	2.0 16V	100		07.02		24.0112-0156.1	412156		272 12,0 10,0 +B	
	2.0 16V	103		09.05						
	2.0 HDi	79		07.02						
	2.0 HDi	88		02.07						
	2.0 HDi 135	100		03.06						
	2.0 HDi 165	120		03.06						
	2.2 16V	116		07.02						
	2.2 HDi	94		07.02						
	2.2 HDi	125		06.06						
3.0 V6	150		07.02							
	2.0 16V	100		07.02		24.0711-6066.3	360130	2 	RadSENSOR L=955	
	2.0 16V	103		09.05						
	2.0 HDi	79		07.02						
	2.0 HDi	88		02.07						
	2.0 HDi 135	100		03.06						
	2.0 HDi 165	120		03.06						
	2.2 16V	116		07.02						
	2.2 HDi	94		07.02						
	2.2 HDi	125		06.06						
3.0 V6	150		07.02							
CITROEN C-CROSSER (07-13)										
	2.2 HDi	115		02.07	01.13	13.0460-5958.2	605958		21363 15,8 +/WK	AKE
	2.4	125		08.08	01.13					
	2.2 HDi	115		02.07	01.13	24.0124-0215.1	424215		294 24,0 22,4 V +B	
	2.4	125		08.08	01.13					
	2.2 HDi	115		02.07	01.13	13.0460-5855.2	605855		23582 16,0 +	
	2.4	125		08.08	01.13	13.0460-0137.2	610137		Einbausatz	
	2.2 HDi	115		02.07	01.13	24.0110-0330.1	410330		302 10,0 8,4 +B	
	2.4	125		08.08	01.13					
	2.2 HDi	115		02.07	01.13	03.0137-3015.2	653015		199 x 30	
	2.4	125		08.08	01.13	03.0137-9307.2	669307		Einbausatz	
CITROEN C-Zero (10-)										
	C-Zero	47		10.10		13.0460-5621.2	605621		24423 14,6 /Zub	
CITROEN DS3 (09-)										
	1.2 VTi 82	60		10.12		13.0460-3994.2	603994		23599 19,0 /Zub/S	BOS
	1.4 VTi 95	70		04.10		13.0470-3994.2	LD3994		23599 19,0 /Zub/S	BOS
	1.6 HDi 90	68		11.09						
	1.6 HDi 110	82		11.09		13.0460-3855.2	603855		24883 18,0 +/WK/Zub/SBOS	
	1.6 HDi 115	84		08.12						
	1.6 THP 150	115		04.10						
	1.6 VTi 120	88		04.10						
	1.2 VTi 82	60		10.12		24.0122-0194.1	422194		266 22,0 20,0 V +S +B	
	1.4 VTi 95	70		04.10						
	1.6 HDi 90	68		11.09						
	1.6 HDi 110	82		11.09		24.0126-0120.1	426120		283 26,0 24,0 V +S +B	



CITROEN DS3 (09-)

	1.6 HDi 115 1.6 THP 150 1.6 VTi 120	84 115 88	08.12 04.10 04.10		24.0126-0120.1	426120			283 26,0 24,0 V +S +B
	1.2 VTi 82 1.4 VTi 95 1.6 HDi 110 1.6 HDi 115 1.6 HDi 90 1.6 Racing 1.6 THP 150 1.6 VTi 120	60 70 82 84 68 115 88	10.12 04.10 11.09 08.12 11.09 02.11 04.10 04.10		24.0711-5256.3	360320	2		Radsensor L=1029
	1.6 HDi 110 1.6 HDi 115 1.6 Racing 1.6 THP 150 1.6 VTi 120	82 84 115 88	11.09 08.12 02.11 04.10 04.10		13.0460-2740.2 13.0470-2740.2	602740 LD2740			23554 17,2 /Zub/S 23554 17,2 /Zub/S
	1.6 HDi 110 1.6 HDi 115 1.6 Racing 1.6 THP 150 1.6 VTi 120	82 84 115 88	11.09 08.12 02.11 04.10 04.10		24.0109-0100.2	409100			249 9,0 7,0
	1.2 VTi 82 1.4 VTi 95 1.6 HDi 110 1.6 HDi 115 1.6 HDi 90 1.6 Racing 1.6 THP 150 1.6 VTi 120	60 70 82 84 68 115 88	10.12 04.10 11.09 08.12 11.09 02.11 04.10 04.10		24.0711-5257.3	360321	2		Radsensor L=694
	1.4 VTi 95 1.2 VTi 82 1.6 HDi 90	70 60 68	04.10 10.12 11.09		03.0137-0491.2 03.0137-9228.2 03.0137-9281.2	650491 669228 669281			228 x 42 HEB Einbausatz Einbausatz

CITROEN DS3 Cabrio (13-)

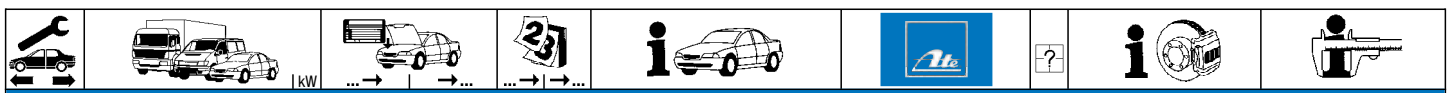
	1.2 PureTech VTi 82 1.6 e-HDi 90 1.6 THP 155 1.6 VTi 120	60 68 115 88	03.13 03.13 03.13 03.13		13.0460-3994.2 13.0470-3994.2	603994 LD3994		+ Bremsscheibendurchm. 266mm ¹⁾ + Bremsscheibendurchm. 266mm ¹⁾	23599 19,0 /Zub/S 23599 19,0 /Zub/S
	1.2 PureTech VTi 82 1.6 e-HDi 90 1.6 THP 155 1.6 VTi 120	60 68 115 88	03.13 03.13 03.13 03.13		24.0122-0194.1 24.0126-0120.1	422194 426120			266 22,0 20,0 V +S +B 283 26,0 24,0 V +S +B
	1.2 PureTech VTi 82 1.6 e-HDi 90 1.6 THP 155 1.6 VTi 120	60 68 115 88	03.13 03.13 03.13 03.13		24.0711-5256.3	360320	2		Radsensor L=1029
	1.6 THP 155 1.6 VTi 120	115 88	03.13 03.13		13.0460-2740.2	602740			23554 17,2 /Zub/S
	1.6 THP 155 1.6 VTi 120	115 88	03.13 03.13		24.0109-0100.2	409100			249 9,0 7,0
	1.2 PureTech VTi 82 1.6 e-HDi 90 1.6 THP 155 1.6 VTi 120	60 68 115 88	03.13 03.13 03.13 03.13		24.0711-5257.3	360321	2		Radsensor L=694
	1.2 PureTech VTi 82 1.6 e-HDi 90	60 68	03.13 03.13		03.0137-9281.2	669281			Einbausatz

CITROEN DS4 (11-)

	1.6 e-HDi 110 1.6 HDi 110 1.6 HDi 115 1.6 HDi 90 1.6 THP 155 1.6 VTi 120 2.0 HDi 160 1.6 THP 200	81 82 84 68 115 88 120 147	04.11 04.11 08.12 05.11 04.11 04.11 04.11 04.11		13.0460-7229.2 13.0470-7229.2	607229 LD7229			24538 18,5 + 24538 18,5 +
	1.6 THP 160 2.0 HDi 135	120 100	04.12 09.11	- 19" Rad ²⁾	13.0460-7230.2 13.0470-7230.2	607230 LD7230			24557 19,4 + 24557 19,4 +
	1.6 e-HDi 110 1.6 HDi 110 1.6 HDi 115 1.6 HDi 90 1.6 THP 155 1.6 VTi 120 2.0 HDi 160 1.6 THP 160 2.0 HDi 135	81 82 84 68 115 88 120 120 100	04.11 04.11 08.12 05.11 04.11 04.11 04.11 04.12 09.11		24.0126-0120.1 24.0126-0159.1	426120 426159			283 26,0 24,0 V +S +B 302 26,0 24,0 V +S +B

¹⁾ + br.disc diameter 266mm / + diametro disco fr.266mm / + diamètre disque fr.266mm / + diámetro disco fr.266mm

²⁾ - 19" wheel / - ruota 19" / - roue 19" / - rueda 19"



CITROEN DS4 (11-)

	1.6 e-HDi 110	81		04.11	+ elektrische Feststellbremse ¹⁾	13.0460-2761.2	602761		24922 17,5 /Zub/S	LUC
	1.6 HDi 110	82		04.11	+ elektrische Feststellbremse ¹⁾					
	1.6 HDi 115	84		08.12	+ elektrische Feststellbremse ¹⁾					
	1.6 HDi 90	68		05.11	+ elektrische Feststellbremse ¹⁾					
	1.6 THP 155	115		04.11	+ elektrische Feststellbremse ¹⁾					
	1.6 THP 160	120		04.12	+ elektrische Feststellbremse ¹⁾					
	1.6 THP 200	147		04.11	+ elektrische Feststellbremse ¹⁾					
	1.6 VTI 120	88		04.11	+ elektrische Feststellbremse ¹⁾					
	2.0 HDi 135	100		09.11	+ elektrische Feststellbremse ¹⁾					
2.0 HDi 160	120		04.11	+ elektrische Feststellbremse ¹⁾						

CITROEN DS5 (11-)

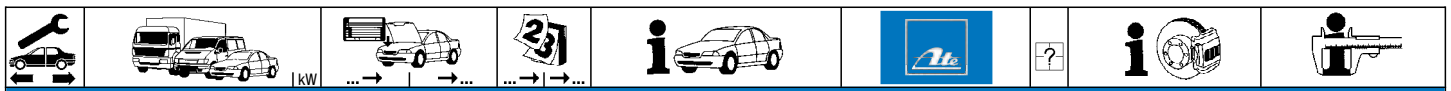
	1.6 HDi 110	82	ORGA 13342	11.11		13.0460-7230.2	607230	Naben D=82 ²⁾	24557 19,4 +	ATE
	1.6 HDi 115	84	ORGA 13342	08.12						
	1.6 THP 155	115		11.11						
	1.6 THP 200	147		11.11						
	2.0 HDi 135	100		11.11						
	2.0 HDi 135 Hybrid4	100		12.11						
	2.0 HDi 165	120		11.11						
	2.0 HDi 165 Hybr.4x4	120		12.11						
	2.0 HDi Hybrid4	147		11.11						
	1.6 HDi 110	82	ORGA 13343			13.0460-7229.2	607229	Naben D=82 ²⁾	24538 18,5 +	ATE
	1.6 HDi 115	84	ORGA 13343							
	1.6 HDi 110	82		11.11						
	1.6 HDi 115	84		08.12						
	1.6 THP 155	115		11.11						
	1.6 THP 200	147		11.11						
	2.0 HDi 135	100		11.11						
	2.0 HDi 135 Hybrid4	100		12.11						
	2.0 HDi 165	120		11.11						
2.0 HDi 165 Hybr.4x4	120		12.11							
2.0 HDi Hybrid4	147		11.11							
	1.6 HDi 110	82	ORGA 13342	11.11		24.0126-0159.1	426159	Naben D=82 ²⁾	302 26,0 24,0 V +S +B	
	1.6 HDi 115	84	ORGA 13342	08.12						
	1.6 THP 155	115		11.11						
	1.6 THP 200	147		11.11						
	2.0 HDi 135	100		11.11						
	2.0 HDi 135 Hybrid4	100		12.11						
	2.0 HDi 165	120		11.11						
	2.0 HDi 165 Hybr.4x4	120		12.11						
	2.0 HDi Hybrid4	147		11.11						
1.6 HDi 110	82	ORGA 13343			24.0126-0120.1	426120		283 26,0 24,0 V +S +B		
1.6 HDi 115	84	ORGA 13343								
	1.6 HDi 110	82		11.11		13.0460-2761.2	602761		24922 17,5 /Zub/S	LUC
	1.6 THP 155	115		11.11						
	1.6 THP 200	147		11.11						
	2.0 HDi 135	100		11.11						
	2.0 HDi 135 Hybrid4	100		12.11						
	2.0 HDi 165	120		11.11						
	2.0 HDi 165 Hybr.4x4	120		12.11						
	2.0 HDi Hybrid4	147		11.11						

CITROEN EVASION (94-02)

	1.8	73		05.97	07.02	13.0460-3957.2	603957		23042 19,0 /WK/Zub	BDX
	1.8	76		02.96	12.96					
	1.9 i			10.95	12.98	13.0460-2978.2	602978		21801 19,0 +/WK/S	LUC
	1.9 TD			02.95	07.02					
	2.0 16V			12.98	07.02					
	2.0 HDi			08.99	07.02					
	2.0 i			06.94	07.02					
	2.0 Turbo			06.94	07.02					
	2.1 TD			05.96	07.02					
	1.8	73		05.97	07.02	24.0120-0155.1	420155		258 20,0 18,2 V L +B	
	1.8	76		02.96	12.96					
	1.9 i			10.95	12.98	24.0126-0104.1	426104		281 26,0 24,2 V +B	
	1.9 TD			02.95	07.02					
	2.0 16V			12.98	07.02					
	2.0 HDi			08.99	07.02					
	2.0 i			06.94	07.02					
	2.0 Turbo			06.94	07.02					
	2.1 TD			05.96	07.02					
	1.8	73		05.97	07.02 + ABS	13.0460-7061.2	607061		21275 17,0 +/WK	ATE
	1.8	76		02.96	12.96 + ABS					
	1.9 i			10.95	12.98 + ABS					
	1.9 TD			02.95	07.02 + ABS					
	2.0 16V			12.98	07.02 + ABS					
	2.0 HDi			08.99	07.02 + ABS					
	2.0 i			06.94	07.02 + ABS					
	2.0 Turbo			06.94	07.02 + ABS					
	2.1 TD			05.96	07.02 + ABS					
	1.8	73		05.97	07.02 + ABS	24.0110-0218.1	410218		295 10,0 8,0 +B	
	1.8	76		02.96	12.96 + ABS					
	1.9 i			10.95	12.98 + ABS					
	1.9 TD			02.95	07.02 + ABS					
	2.0 HDi			08.99	07.02 + ABS					

¹⁾ + electric parking brake / + freno a mano elettrico / + frein à main électrique / + freno de mano eléctrico
²⁾ hub diameter=82 / diametro mozzo=82 / diamètre du moyeu=82 / diámetro del buje=82
³⁾ hub diameter=83 / diametro mozzo=83 / diamètre du moyeu=83 / diámetro del buje=83





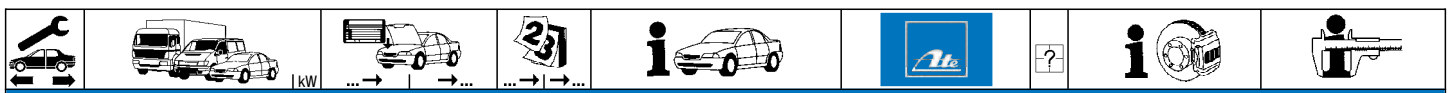
CITROEN EVASION (94-02)

	2.0 i 2.0 Turbo 2.1 TD			06.94 06.94 05.96	07.02 07.02 07.02	+ ABS	24.0110-0218.1	410218		295 10,0 8,0 +B
	1.8 1.8 1.9 i 1.9 TD 2.0 HDi 2.0 i	73 76		05.97 02.96 10.95 02.95 08.99 06.94	07.02 07.02 12.98 12.98 07.02 07.02	- ABS - ABS - ABS - ABS - ABS - ABS	03.0137-0314.2 03.0137-9208.2	650314 669208		255 x 61 Einbausatz
	1.8 1.8 1.9 i 1.9 TD 2.0 HDi 2.0 i	73 76		05.97 02.96 10.95 02.95 08.99 06.94	07.02 07.02 12.98 12.98 07.02 07.02	- ABS - ABS - ABS - ABS - ABS - ABS	24.0225-5003.1	480066		255/256 x 67
	1.8 1.8 1.9 i 1.9 TD 2.0 HDi 2.0 i	73 76		05.97 02.96 10.95 02.95 08.99 06.94	07.02 07.02 12.98 12.98 07.02 07.02	- ABS - ABS - ABS - ABS - ABS - ABS	03.0520-2619.3	692619		19,05/255x61 TopKit BDX
	1.8 1.8 1.9 TD 2.0 16V 2.0 HDi 2.0 i 2.0 Turbo 2.1 TD	73 76		05.97 02.96 02.95 12.98 08.99 06.94 06.94 05.96	07.02 12.96 07.02 07.02 07.02 07.02 07.02 07.02		03.0137-4018.2 03.0137-9249.2	654018 669249		180 x 30 /Zub Einbausatz

CITROEN JUMPER Bus (94-02)

	1.9 D (10) 1.9 TD (10/14) 1.9 TD (10/14) 2.0 i (10/14) 2.5 D (14) 2.5 TD (14) 2.5 TDi (14)	51 66 68 80 63 76 79		01.99 08.94 02.94 02.94 08.94 08.94 12.96	12.99 12.99 12.99 12.99 12.99 12.99 12.99		13.0460-2976.2	602976		21797 19,7 +/WK/S LUC
	1.9 D (10) 1.9 TD (10/14) 1.9 TD (10/14) 2.0 i (10/14) 2.5 D (14) 2.5 TD (14) 2.5 TDi (14) 2.8 HDi (14)	51 66 68 80 63 76 79 94		01.00 01.00 01.00 01.00 01.00 01.00 01.00 09.00	10.01 10.01 10.01 10.01 10.01 10.01 11.00 10.01		13.0460-2850.2	602850		23602 19,7 +/WK/S LUC
	1.9 D (10) 1.9 TD (10/14) 1.9 TD (10/14) 2.0 i (10/14) 2.5 D (14) 2.5 TD (14) 2.8 HDi (14)	51 66 68 80 63 76 94		11.01 11.01 11.01 11.01 11.01 11.01 11.01	03.02 03.02 03.02 03.02 03.02 03.02 03.02		13.0460-4978.2	604978		23917 19,3 +/WK/Zub BRE
	2.0 i (18) 2.5 D (18) 2.5 TD (18) 2.5 TDi (18)	80 63 76 79		02.94 08.94 08.94 12.96	12.99 12.99 12.99 12.99		13.0460-2977.2	602977		21799 19,7 +/WK/S LUC
	2.0 i (18) 2.5 D (18) 2.5 TD (18) 2.5 TDi (18) 2.8 HDi (18)	80 63 76 79 94		01.00 01.00 01.00 01.00 09.00	10.01 10.01 10.01 11.00 10.01		13.0460-2852.2	602852		23603 19,7 +/WK/S LUC
	2.0 i (18) 2.5 D (18) 2.5 TD (18) 2.8 HDi (18)	80 63 76 94		11.01 11.01 11.01 11.01	03.02 03.02 03.02 03.02		13.0460-4979.2	604979		23919 19,3 +/WK/Zub BRE
	1.9 D (10) 1.9 TD (10/14) 1.9 TD (10/14) 2.0 i (10/14) 2.5 D (14)	51 66 68 80 63		01.99 08.94 02.94 02.94 08.94	10.01 10.01 10.01 10.01 10.01		24.0118-0108.1	418108		280 18,0 15,9 +B
	1.9 D (10) 1.9 TD (10/14) 1.9 TD (10/14) 2.0 i (10/14) 2.5 D (14) 2.5 TD (14) 2.5 TDi (14) 2.8 HDi (14)	51 66 68 80 63 76 79 94		11.01 11.01 11.01 11.01 11.01 08.94 12.96 09.00	03.02 03.02 03.02 03.02 03.02 03.02 11.00 03.02		24.0124-0127.1	424127		280 24,0 21,9 V +B
	2.0 i (18) 2.5 D (18) 2.5 TD (18) 2.5 TDi (18) 2.8 HDi (18)	80 63 76 79 94		02.94 08.94 08.94 12.96 09.00	03.02 03.02 03.02 11.00 03.02		24.0124-0138.1	424138		300 24,0 21,9 V +B



















CITROEN JUMPER Bus (94-02)

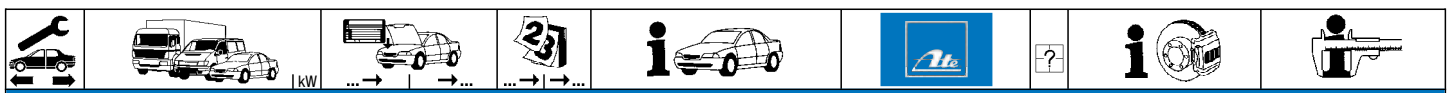
	1.9 D (10)	51		11.01	03.02	13.0460-4980.2	604980			23921 20,3 /Zub	BRE								
	1.9 TD (10/14)	66		11.01	03.02														
	1.9 TD (10/14)	68		11.01	03.02														
	2.0 i (10/14/18)	80		11.01	03.02														
	2.5 D (14/18)	63		11.01	03.02														
	2.5 TD (14/18)	76		11.01	03.02														
	2.8 HDi (14/18)	94		11.01	03.02														
	1.9 D (10)	51		11.01	03.02	24.0116-0124.1	416124			280 16,0 14,2 +B									
	1.9 TD (10/14)	66		11.01	03.02														
	1.9 TD (10/14)	68		11.01	03.02														
	2.0 i (10/14)	80		11.01	03.02														
	2.5 D (14)	63		11.01	03.02														
	2.5 TD (14)	76		11.01	03.02														
	2.8 HDi (14)	94		11.01	03.02														
		2.0 i (18)	80		11.01	03.02	24.0116-0125.1	416125			280 16,0 14,2 +B								
		2.5 D (18)	63		11.01	03.02													
		2.5 TD (18)	76		11.01	03.02													
		2.8 HDi (18)	94		11.01	03.02													
			1.9 D (10)	51		01.99							10.01	03.0137-0333.2	650333			254 x 57 HEB	LUC
			1.9 TD (10/14)	66		08.94							10.01						
1.9 TD (10/14)			68		02.94	10.01													
2.0 i (10/14)	80			02.94	10.01														
2.5 D (14)	63			08.94	10.01														
2.5 TD (14)	76			08.94	10.01														
2.5 TDi (14)	79			12.96	11.00														
2.8 HDi (14)	94		09.00	10.01															
	1.9 D (10)	51		11.01	03.02	03.0137-0432.2	650432	- Quick Fit		254 x 57 HEB	AP								
	1.9 TD (10/14)	66		11.01	03.02														
	1.9 TD (10/14)	68		11.01	03.02														
	2.0 i (10/14)	80		11.01	03.02														
	2.5 D (14)	63		11.01	03.02														
	2.5 TD (14)	76		11.01	03.02														
	2.8 HDi (14)	94		11.01	03.02														
		2.0 i (18)	80		02.94	10.01	03.0137-0334.2	650334			254 x 57 HEB	LUC							
		2.5 D (18)	63		08.94	10.01													
		2.5 TD (18)	76		08.94	10.01													
		2.5 TDi (18)	79		12.96	11.00													
		2.8 HDi (18)	94		09.00	10.01													
			1.9 D (10)	51		01.99							03.02	24.0225-4002.1	480048			254/255 x 63,5	
1.9 TD (10/14)			66		08.94	03.02													
1.9 TD (10/14)	68			02.94	03.02														
2.0 i (10/14)	80			02.94	03.02														
2.5 D (14)	63			08.94	03.02														
2.5 TD (14)	76			08.94	03.02														
2.5 TDi (14)	79			12.96	11.00														
2.8 HDi (14)	94		09.00	03.02															
	2.0 i (18)	80		02.94	10.01	24.0225-4005.1	480070			254/255,6 x 65									
	2.5 D (18)	63		08.94	10.01														
	2.5 TD (18)	76		08.94	10.01														
	2.5 TDi (18)	79		12.96	11.00														
	2.8 HDi (18)	94		09.00	10.01														
		1.9 D (10)	51		01.99							10.01	03.0520-0925.3	690925			25,40/254x57 TopKit	LUC	
		1.9 TD (10/14)	66		08.94							10.01							
1.9 TD (10/14)		68		02.94	10.01														
2.0 i (10/14)		80		02.94	10.01														
2.5 D (14)		63		08.94	10.01														
2.5 TD (14)		76		08.94	10.01														
	2.5 TDi (14)	79		12.96	11.00	03.0520-0226.3	690226			26,99/254x57 TopKit	LUC								
	2.8 HDi (14)	94		09.00	10.01														
	1.9 D (10)	51		11.01	03.02														
	1.9 TD (10/14)	66		11.01	03.02	03.0520-0326.3	690326	+ Quick Fit		26,99/254x57 TopKit	AP								
	1.9 TD (10/14)	68		11.01	03.02														
	2.0 i (10/14)	80		11.01	03.02														
	2.5 D (14)	63		11.01	03.02														
	2.5 TD (14)	76		11.01	03.02														
	2.8 HDi (14)	94		11.01	03.02														
	2.0 i (18)	80		02.94	10.01	03.0520-0728.3	690728			28,57/254x57 TopKit	LUC								
	2.5 D (18)	63		08.94	10.01														
	2.5 TD (18)	76		08.94	10.01														
	2.5 TDi (18)	79		12.96	11.00														
	2.8 HDi (18)	94		09.00	10.01														

CITROEN JUMPER Kasten (94-02)

	1.9 D (10)	50		07.99	12.99	13.0460-2976.2	602976			21797 19,7 +/-WK/S	LUC
	1.9 D (10)	51		02.94	12.99						
	1.9 TD (10/14)	66		03.94	12.99						
	1.9 TD (10/14)	68		03.94	12.99						
	2.0 i (10/14)	80		03.94	12.99						
	2.5 D (14)	63		03.94	12.99						
	2.5 TD (14)	76		03.94	12.99						
	2.5 TDi (14)	79		12.96	12.99						
	1.9 D (10)	50		01.00	10.01	13.0460-2850.2	602850			23602 19,7 +/-WK/S	LUC
	1.9 D (10)	51		01.00	10.01						
	1.9 TD (10/14)	66		01.00	10.01						
	1.9 TD (10/14)	68		01.00	10.01						



											
CITROEN JUMPER Kasten (94-02)											
	2.0 i (10/14)	80		01.00	10.01	13.0460-2850.2	602850		23602 19,7 +/WK/S	LUC	
	2.5 D (14)	63		01.00	10.01						
	2.5 TD (14)	76		01.00	10.01						
	2.5 TDi (14)	79		01.00	11.00						
	2.8 HDi (14)	94		09.00	10.01						
	1.9 D (10)	50		11.01	03.02	13.0460-4978.2	604978		23917 19,3 +/WK/Zub	BRE	
	1.9 D (10)	51		11.01	03.02						
	1.9 TD (10/14)	66		11.01	03.02						
	1.9 TD (10/14)	68		11.01	03.02						
	2.0 HDi (10/14)	62		11.01	03.02						
	2.0 i (10/14)	80		11.01	03.02						
	2.5 D (14)	63		11.01	03.02						
	2.5 TD (14)	76		11.01	03.02						
	2.8 HDi (14)	94		11.01	03.02						
	2.0 i (18)	80		03.94	12.99	13.0460-2977.2	602977		21799 19,7 +/WK/S	LUC	
	2.5 D (18)	63		03.94	12.99						
	2.5 TD (18)	76		03.94	12.99						
	2.5 TDi (18)	79		12.96	12.99						
	2.0 i (18)	80		01.00	10.01	13.0460-2852.2	602852		23603 19,7 +/WK/S	LUC	
	2.5 D (18)	63		01.00	10.01						
	2.5 TD (18)	76		01.00	10.01						
	2.5 TDi (18)	79		01.00	11.00						
	2.8 HDi (18)	94		09.00	10.01						
	2.0 HDi (18)	62		11.01	03.02	13.0460-4979.2	604979		23919 19,3 +/WK/Zub	BRE	
2.0 i (18)	80		11.01	03.02							
2.5 D (18)	63		11.01	03.02							
2.5 TD (18)	76		11.01	03.02							
2.8 HDi (18)	94		11.01	03.02							
	1.9 D (10)	50		07.99	10.01	24.0118-0108.1	418108		280 18,0 15,9 +B		
	1.9 D (10)	51		02.94	10.01						
	1.9 TD (10/14)	66		03.94	10.01						
	1.9 TD (10/14)	68		03.94	10.01						
	2.0 i (10/14)	80		03.94	10.01						
	2.5 D (14)	63		03.94	10.01						
	1.9 D (10)	50		11.01	03.02	24.0124-0127.1	424127		280 24,0 21,9 V +B		
	1.9 D (10)	51		11.01	03.02						
	1.9 TD (10/14)	66		11.01	03.02						
	1.9 TD (10/14)	68		11.01	03.02						
	2.0 HDi (10/14)	62		11.01	03.02						
	2.0 i (10/14)	80		11.01	03.02						
	2.5 D (14)	63		11.01	03.02						
	2.5 TD (14)	76		03.94	03.02						
	2.5 TDi (14)	79		12.96	11.00						
	2.8 HDi (14)	94		09.00	03.02						
	2.0 HDi (18)	62		11.01	03.02	24.0124-0138.1	424138		300 24,0 21,9 V +B		
	2.0 i (18)	80		11.01	03.02						
	2.5 D (18)	63		11.01	03.02						
	2.5 TD (18)	76		03.94	03.02						
	2.5 TDi (18)	79		12.96	11.00						
	2.8 HDi (18)	94		09.00	03.02						
		1.9 D (10)	50		11.01	03.02	13.0460-4980.2	604980		23921 20,3 /Zub	BRE
		1.9 D (10)	51		11.01	03.02					
1.9 TD (10/14)		66		11.01	03.02						
1.9 TD (10/14)		68		11.01	03.02						
2.0 HDi (10/14/18)		62		11.01	03.02						
2.0 i (10/14/18)		80		11.01	03.02						
2.5 D (14/18)		63		11.01	03.02						
2.5 TD (14/18)		76		11.01	03.02						
2.8 HDi (14/18)		94		11.01	03.02						
		1.9 D (10)	50		11.01	03.02	24.0116-0124.1	416124		280 16,0 14,2 +B	
		1.9 D (10)	51		11.01	03.02					
		1.9 TD (10/14)	66		11.01	03.02					
	1.9 TD (10/14)	68		11.01	03.02						
	2.0 HDi (10/14)	62		11.01	03.02						
	2.0 i (10/14)	80		11.01	03.02						
	2.5 D (14)	63		11.01	03.02						
	2.5 TD (14)	76		11.01	03.02						
	2.8 HDi (14)	94		11.01	03.02						
	2.0 HDi (18)	62		11.01	03.02	24.0116-0125.1	416125		280 16,0 14,2 +B		
	2.0 i (18)	80		11.01	03.02						
	2.5 D (18)	63		11.01	03.02						
2.5 TD (18)	76		11.01	03.02							
2.8 HDi (18)	94		11.01	03.02							
	1.9 D (10)	50		07.99	10.01	03.0137-0333.2	650333		254 x 57 HEB	LUC	
	1.9 D (10)	51		02.94	10.01	03.0137-9219.2	669219		Einbausatz	LUC	
	1.9 TD (10/14)	66		03.94	10.01						
	1.9 TD (10/14)	68		03.94	10.01						
	2.0 i (10/14)	80		03.94	10.01						
	2.5 D (14)	63		03.94	10.01						
	2.5 TD (14)	76		03.94	10.01						
	2.5 TDi (14)	79		12.96	11.00						
	2.8 HDi (14)	94		09.00	10.01						
	1.9 D (10)	50		11.01	03.02	03.0137-0432.2	650432	- Quick Fit	254 x 57 HEB	AP	
	1.9 D (10)	51		11.01	03.02	03.0137-9285.2	669285		Einbausatz	AP	
	1.9 TD (10/14)	66		11.01	03.02						



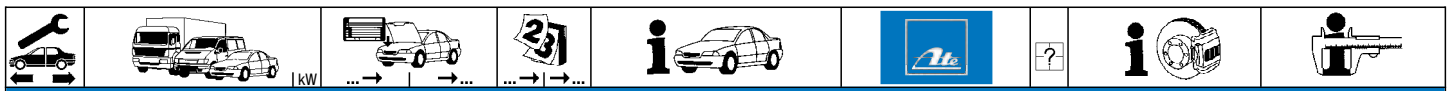
CITROEN JUMPER Kasten (94-02)

	1.9 TD (10/14)	68		11.01	03.02	03.0137-0432.2	650432	- Quick Fit	254 x 57 HEB	AP								
	2.0 HDi (10/14)	62		11.01	03.02						03.0137-9285.2	669285	Einbausatz	AP				
	2.0 i (10/14)	80		11.01	03.02													
	2.5 D (14)	63		11.01	03.02													
	2.5 TD (14)	76		11.01	03.02													
	2.8 HDi (14)	94		11.01	03.02													
	2.0 i (18)	80		03.94	10.01										03.0137-0334.2	650334	254 x 57 HEB	LUC
	2.5 D (18)	63		03.94	10.01													
2.5 TD (18)	76		03.94	10.01														
2.5 TDi (18)	79		03.94	11.00														
2.8 HDi (18)	94		09.00	10.01														
	1.9 D (10)	50		07.99	03.02	24.0225-4002.1	480048		254/255 x 63,5									
	1.9 D (10)	51		02.94	03.02													
	1.9 TD (10/14)	66		03.94	03.02													
	1.9 TD (10/14)	68		03.94	03.02													
	2.0 HDi (10/14)	62		11.01	03.02													
	2.0 i (10/14)	80		03.94	03.02													
	2.5 D (14)	63		03.94	03.02													
	2.5 TD (14)	76		03.94	03.02													
	2.5 TDi (14)	79		12.96	11.00													
	2.8 HDi (14)	94		09.00	03.02													
	2.0 i (18)	80		03.94	10.01						24.0225-4005.1	480070		254/255,6 x 65				
	2.5 D (18)	63		03.94	10.01													
	2.5 TD (18)	76		03.94	10.01													
	2.5 TDi (18)	79		12.96	11.00													
	2.8 HDi (18)	94		09.00	10.01													
		1.9 D (10)	50		07.99											10.01	03.0520-0925.3	690925
1.9 D (10)		51		02.94	10.01													
1.9 TD (10/14)		66		03.94	10.01													
1.9 TD (10/14)		68		03.94	10.01													
2.0 i (10/14)		80		03.94	10.01													
2.5 D (14)		63		03.94	10.01													
2.5 TD (14)		76		03.94	10.01													
2.5 TDi (14)		79		12.96	11.00													
2.8 HDi (14)		94		09.00	10.01													
1.9 D (10)		50		11.01	03.02	03.0520-0226.3	690226		26,99/254x57 TopKit	LUC								
1.9 D (10)		51		11.01	03.02													
1.9 TD (10/14)		66		11.01	03.02													
1.9 TD (10/14)		68		11.01	03.02													
2.0 HDi (10/14)		62		11.01	03.02													
2.0 i (10/14)		80		11.01	03.02													
2.5 D (14)		63		11.01	03.02													
2.5 TD (14)	76		11.01	03.02														
2.8 HDi (14)	94		11.01	03.02														
2.0 i (18)	80		03.94	10.01	03.0520-0326.3	690326	+ Quick Fit	26,99/254x57 TopKit	AP									
1.9 D (10)	51		11.01	03.02														
1.9 TD (10/14)	66		11.01	03.02														
1.9 TD (10/14)	68		11.01	03.02														
2.0 HDi (10/14)	62		11.01	03.02														
2.0 i (10/14)	80		11.01	03.02														
2.5 D (14)	63		11.01	03.02														
2.5 TD (14)	76		11.01	03.02														
2.8 HDi (14)	94		11.01	03.02														
2.0 i (18)	80		03.94	10.01	03.0520-0728.3	690728		28,57/254x57 TopKit	LUC									
2.5 D (18)	63		03.94	10.01														
2.5 TD (18)	76		03.94	10.01														
2.5 TDi (18)	79		12.96	11.00														
2.8 HDi (18)	94		09.00	10.01														

CITROEN JUMPER Pritsche/Fahrgestell (94-02)

	1.9 TD (10/14)	66		03.94	12.99	13.0460-2976.2	602976		21797 19,7 +/WK/S	LUC					
	1.9 TD (10/14)	68		03.94	12.99										
	2.0 i (10/14)	80		03.94	12.99										
	2.5 D (14)	63		03.94	12.99										
	2.5 TD (14)	76		03.94	12.99										
	2.5 TDi (14)	79		12.96	12.99										
	1.9 TD (10/14)	66		01.00	10.01						13.0460-2850.2	602850		23602 19,7 +/WK/S	LUC
	1.9 TD (10/14)	68		01.00	10.01										
2.0 i (10/14)	80		01.00	10.01											
2.5 D (14)	63		01.00	10.01											
2.5 TD (14)	76		01.00	10.01											
2.5 TDi (14)	79		01.00	10.01											
2.8 HDi (14)	94		09.00	10.01											
1.9 TD (10/14)	66		11.01	03.02	13.0460-4978.2	604978		23917 19,3 +/WK/Zub	BRE						
1.9 TD (10/14)	68		11.01	03.02											
2.0 i (10/14)	80		11.01	03.02											
2.5 D (14)	63		11.01	03.02											
2.5 TD (14)	76		11.01	03.02											
2.5 TDi (14)	79		11.01	03.02											
2.8 HDi (14)	94		11.01	03.02											
2.0 i (18)	80		03.94	12.99						13.0460-2977.2	602977		21799 19,7 +/WK/S	LUC	
2.5 D (18)	63		03.94	12.99											
2.5 TD (18)	76		03.94	12.99											
2.5 TDi (18)	79		12.96	12.99											
2.0 i (18)	80		01.00	10.01	13.0460-2852.2	602852		23603 19,7 +/WK/S	LUC						
2.5 D (18)	63		01.00	10.01											
2.5 TD (18)	76		01.00	10.01											
2.5 TDi (18)	79		01.00	10.01											
2.8 HDi (18)	94		09.00	10.01											
2.0 i (18)	80		11.01	03.02						13.0460-4979.2	604979		23919 19,3 +/WK/Zub	BRE	
2.5 D (18)	63		11.01	03.02											
2.5 TD (18)	76		11.01	03.02											
2.5 TDi (18)	79		11.01	03.02											
2.8 HDi (18)	94		11.01	03.02											

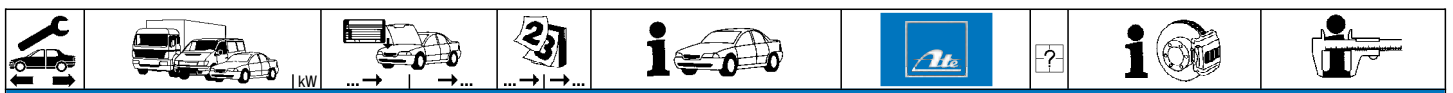




CITROEN JUMPER Pritsche/Fahrgestell (94-02)

	1.9 TD (10/14)	66		03.94	10.01	24.0118-0108.1	418108			280 18,0 15,9 +B						
	1.9 TD (10/14)	68		03.94	10.01											
	2.0 i (10/14)	80		03.94	10.01											
	2.5 D (14)	63		03.94	10.01											
	1.9 TD (10/14)	66		11.01	03.02						24.0124-0127.1	424127			280 24,0 21,9 V +B	
	1.9 TD (10/14)	68		11.01	03.02											
	2.0 i (10/14)	80		11.01	03.02											
	2.5 D (14)	63		11.01	03.02											
	2.5 TD (14)	76		03.94	03.02											
	2.5 TDi (14)	79		12.96	03.02											
2.8 HDi (14)	94		09.00	03.02	24.0124-0138.1	424138			300 24,0 21,9 V +B							
2.0 i (18)	80		03.94	03.02												
2.5 D (18)	63		03.94	03.02												
2.5 TD (18)	76		03.94	03.02												
2.5 TDi (18)	79		12.96	03.02												
2.8 HDi (18)	94		09.00	03.02												
	1.9 TD (10/14)	66		11.01						03.02	13.0460-4980.2	604980			23921 20,3 /Zub BRE	
	1.9 TD (10/14)	68		11.01						03.02						
	2.0 i (10/14/18)	80		11.01	03.02											
	2.5 D (14/18)	63		11.01	03.02											
	2.5 TD (14/18)	76		11.01	03.02											
	2.5 TDi (14/18)	79		11.01	03.02											
	2.8 HDi (14/18)	94		11.01	03.02											
		1.9 TD (10/14)	66		11.01	03.02	24.0116-0124.1	416124								280 16,0 14,2 +B
		1.9 TD (10/14)	68		11.01	03.02										
		2.0 i (10/14)	80		11.01	03.02										
2.5 D (14)		63		11.01	03.02											
2.5 TD (14)		76		11.01	03.02											
2.5 TDi (14)		79		11.01	03.02											
2.8 HDi (14)		94		11.01	03.02											
2.0 i (18)		80		11.01	03.02	24.0116-0125.1					416125			280 16,0 14,2 +B		
2.5 D (18)		63		11.01	03.02											
2.5 TD (18)		76		11.01	03.02											
2.5 TDi (18)	79		11.01	03.02												
2.8 HDi (18)	94		11.01	03.02	03.0137-0333.2	650333			254 x 57 HEB LUC							
1.9 TD (10/14)	66		03.94	10.01												
1.9 TD (10/14)	68		03.94	10.01												
2.0 i (10/14)	80		03.94	10.01												
2.5 D (14)	63		03.94	10.01												
2.5 TD (14)	76		03.94	10.01												
2.5 TDi (14)	79		12.96	10.01												
2.8 HDi (14)	94		09.00	10.01												
2.0 i (18)	80		03.94	10.01						03.0137-0432.2	650432		- Quick Fit	254 x 57 HEB AP		
2.5 D (18)	63		03.94	10.01												
2.5 TD (18)	76		03.94	10.01												
2.5 TDi (18)	79		12.96	10.01												
2.8 HDi (18)	94		09.00	10.01	03.0137-9219.2	669219			254 x 57 HEB LUC							
1.9 TD (10/14)	66		11.01	03.02												
1.9 TD (10/14)	68		11.01	03.02												
2.0 i (10/14)	80		11.01	03.02												
2.5 D (14)	63		11.01	03.02												
2.5 TD (14)	76		11.01	03.02												
2.5 TDi (14)	79		11.01	03.02												
2.8 HDi (14)	94		11.01	03.02												
	1.9 TD (10/14)	66		03.94						03.02	24.0225-4002.1	480048			254/255 x 63,5	
	1.9 TD (10/14)	68		03.94						03.02						
	2.0 i (10/14)	80		03.94	03.02											
	2.5 D (14)	63		03.94	03.02											
	2.5 TD (14)	76		03.94	03.02											
	2.5 TDi (14)	79		12.96	03.02											
	2.8 HDi (14)	94		09.00	03.02											
	2.0 i (18)	80		03.94	10.01	24.0225-4005.1	480070			254/255,6 x 65						
	2.5 D (18)	63		03.94	10.01											
	2.5 TD (18)	76		03.94	10.01											
2.5 TDi (18)	79		12.96	10.01												
2.8 HDi (18)	94		09.00	10.01	03.0520-0925.3	690925			25,40/254x57 TopKit LUC							
1.9 TD (10/14)	66		03.94	10.01												
1.9 TD (10/14)	68		03.94	10.01												
2.0 i (10/14)	80		03.94	10.01												
2.5 D (14)	63		03.94	10.01												
2.5 TD (14)	76		03.94	10.01												
2.5 TDi (14)	79		12.96	10.01												
2.8 HDi (14)	94		09.00	10.01												
1.9 TD (10/14)	66		11.01	03.02						03.0520-0326.3	690326		+ Quick Fit	26,99/254x57 TopKit AP		
1.9 TD (10/14)	68		11.01	03.02												
2.0 i (10/14)	80		11.01	03.02												
2.5 D (14)	63		11.01	03.02												
2.5 TD (14)	76		11.01	03.02												
2.5 TDi (14)	79		11.01	03.02												
2.8 HDi (14)	94		11.01	03.02												
2.0 i (18)	80		03.94	10.01	03.0520-0728.3	690728			28,57/254x57 TopKit LUC							
2.5 D (18)	63		03.94	10.01												
2.5 TD (18)	76		03.94	10.01												
2.5 TDi (18)	79		12.96	10.01												
2.8 HDi (18)	94		09.00	10.01												





CITROEN JUMPER (02-06)

	2.0 HDi (10/14)	62		04.02	03.06	13.0460-4978.2	604978		23917 19,3 +/WK/Zub	BRE
	2.0 i (10/14)	81		04.02	03.06					
	2.2 HDi (10/14)	74		04.02	03.06					
	2.8 HDi (10/14)			04.02	03.06					
	2.8 HDi 4x4(10/14/18)			04.02	03.06					
	2.0 HDi (18)	62		04.02	03.06	13.0460-4979.2	604979		23919 19,3 +/WK/Zub	BRE
	2.0 i (18)	81		04.02	03.06					
	2.2 HDi (18)	74		04.02	03.06					
	2.8 HDi (18)			04.02	03.06					
	2.8 HDi 4x4(10/14/18)			04.02	03.06					
	2.0 HDi (10/14)	62		04.02	03.06	24.0124-0127.1	424127		280 24,0 21,9 V +B	
	2.0 i (10/14)	81		04.02	03.06					
	2.2 HDi (10/14)	74		04.02	03.06					
	2.8 HDi (10/14)			04.02	03.06					
	2.8 HDi 4x4(10/14/18)			04.02	03.06					
	2.0 HDi (18)	62		04.02	03.06	24.0124-0138.1	424138		300 24,0 21,9 V +B	
	2.0 i (18)	81		04.02	03.06					
	2.2 HDi (18)	74		04.02	03.06					
	2.8 HDi (18)			04.02	03.06					
	2.8 HDi 4x4(10/14/18)			04.02	03.06					
	2.0 HDi (10/14/18)	62		04.02	03.06	13.0460-4980.2	604980		23921 20,3 /Zub	BRE
	2.0 i (10/14/18)	81		04.02	03.06					
	2.2 HDi (10/14/18)	74		04.02	03.06					
	2.8 HDi (10/14/18)			04.02	03.06					
	2.8 HDi 4x4(10/14/18)			04.02	03.06					
	2.0 HDi (10/14)	62		04.02	03.06	24.0116-0124.1	416124		280 16,0 14,2 +B	
	2.0 i (10/14)	81		04.02	03.06					
	2.2 HDi (10/14)	74		04.02	03.06					
	2.8 HDi (10/14)			04.02	03.06					
	2.8 HDi 4x4(10/14/18)			04.02	03.06					
	2.0 HDi (18)	62		04.02	03.06	24.0116-0125.1	416125		280 16,0 14,2 +B	
	2.0 i (18)	81		04.02	03.06					
	2.2 HDi (18)	74		04.02	03.06					
	2.8 HDi (18)			04.02	03.06					
	2.8 HDi 4x4(10/14/18)			04.02	03.06					
	2.0 HDi (10/14)	62		04.02	03.06	03.0137-0432.2	650432	- Quick Fit	254 x 57 HEB	AP
	2.0 i (10/14)	81		04.02	03.06					
	2.2 HDi (10/14)	74		04.02	03.06					
	2.8 HDi (10/14)			04.02	03.06					
	2.8 HDi 4x4(10/14/18)			04.02	03.06					
	2.0 HDi (10/14)	62		04.02	03.06	24.0225-4002.1	480048		254/255 x 63,5	
	2.0 i (10/14)	81		04.02	03.06					
	2.2 HDi (10/14)	74		04.02	03.06					
	2.8 HDi (10/14)			04.02	03.06					
	2.8 HDi 4x4(10/14/18)			04.02	03.06					
	2.0 HDi (10/14)	62		04.02	03.06	03.0520-0326.3	690326	+ Quick Fit	26,99/254x57 TopKit	AP
	2.0 i (10/14)	81		04.02	03.06					
	2.2 HDi (10/14)	74		04.02	03.06					
	2.8 HDi (10/14)			04.02	03.06					
	2.8 HDi 4x4(10/14/18)			04.02	03.06					
	2.0 Bifuel (10/14/18)	81		02.03	03.06	03.0137-4002.2	654002	- Stützlager ³⁾	172 x 42 /Zub	
	2.0 HDi (10/14/18)	62		04.02	03.06					
	2.0 i (10/14/18)	81		04.02	03.06					
	2.2 HDi (10/14/18)	74		04.02	03.06					
	2.8 HDi (10/14/18)			04.02	03.06					

CITROEN JUMPER (06-)

	2.2 HDi 100	74		04.06	Nutzlast 120/140 ⁴⁾	13.0460-4807.2	604807		24468 19,1 +/WK/Zub	BRE
	2.2 HDi 110	81		07.11	Nutzlast 120/140 ⁴⁾					
	2.2 HDi 120	88		04.06	Nutzlast 120/140 ⁴⁾					
	2.2 HDi 130	96		07.11	Nutzlast 120/140 ⁴⁾					
	2.2 HDi 150	110		07.11	Nutzlast 120/140 ⁴⁾					
	3.0 HDi 145	107		07.10	Nutzlast 120/140 ⁴⁾					
	3.0 HDi 155	115		07.10	Nutzlast 120/140 ⁴⁾					
	3.0 HDi 160	116		09.06	Nutzlast 120/140 ⁴⁾					
	3.0 HDi 180	130		07.11	Nutzlast 120/140 ⁴⁾					
		2.2 HDi 100	74		04.06					
2.2 HDi 110		81		07.11	Nutzlast leicht 16Q ⁵⁾					
2.2 HDi 120		88		04.06	Nutzlast leicht 16Q ⁵⁾					
2.2 HDi 130		96		07.11	Nutzlast leicht 16Q ⁵⁾					
2.2 HDi 150		110		07.11	Nutzlast leicht 16Q ⁵⁾					
3.0 HDi 145		107		07.10	Nutzlast leicht 16Q ⁵⁾					
3.0 HDi 155		115		07.10	Nutzlast leicht 16Q ⁵⁾					
3.0 HDi 160		116		09.06	Nutzlast leicht 16Q ⁵⁾					
3.0 HDi 180		130		07.11	Nutzlast leicht 16Q ⁵⁾					
		2.2 HDi 100	74		04.06	Nutzlast schwer 16Q ⁶⁾	13.0460-4810.2	604810		24466 19,1 +/WK/Zub
	2.2 HDi 110	81		07.11	Nutzlast schwer 16Q ⁶⁾					
	2.2 HDi 120	88		04.06	Nutzlast schwer 16Q ⁶⁾					
	2.2 HDi 130	96		07.11	Nutzlast schwer 16Q ⁶⁾					
	2.2 HDi 150	110		07.11	Nutzlast schwer 16Q ⁶⁾					
	3.0 HDi 145	107		07.10	Nutzlast schwer 16Q ⁶⁾					
	3.0 HDi 155	115		07.10	Nutzlast schwer 16Q ⁶⁾					
	3.0 HDi 160	116		09.06	Nutzlast schwer 16Q ⁶⁾					
	3.0 HDi 180	130		07.11	Nutzlast schwer 16Q ⁶⁾					

¹⁾ payload 1000 KG / 1400 KG / carico utile 1000 KG / 1400 KG / charge utile 1000 KG / 1400 KG / carga útil 1000 KG / 1400 KG

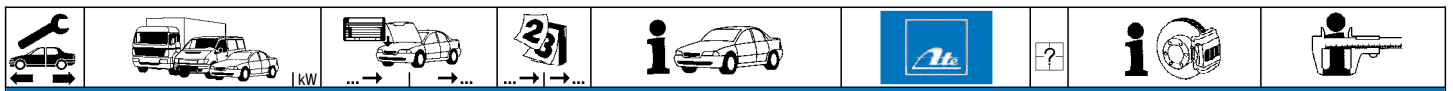
²⁾ payload 1800 KG / carico utile 1800 KG / charge utile 1800 KG / carga útil 1800 KG

³⁾ - support bearing / - cuscinetto di spinta / - palier d'appui / - soportes de apoyo

⁴⁾ payload 120/140 / carico utile 120/140 / charge utile 120/140 / carga útil 120/140

⁵⁾ light payload 16Q / carico utile leggero 16Q / charge utile légère 16Q / carga útil ligera 16Q

⁶⁾ heavy payload 16Q / carico utile pesante 16Q / charge utile lourde 16Q / carga útil pesada 16Q



CITROEN JUMPER (06-)

	2.2 HDi 100	74	04.06	Nutzlast 200 ¹⁾	13.0460-4811.2	604811		24466 19,1 +WK/Zub	BRE					
	2.2 HDi 110	81	07.11	Nutzlast 200 ¹⁾										
	2.2 HDi 120	88	04.06	Nutzlast 200 ¹⁾										
	2.2 HDi 130	96	07.11	Nutzlast 200 ¹⁾										
	2.2 HDi 150	110	07.11	Nutzlast 200 ¹⁾										
	3.0 HDi 145	107	07.10	Nutzlast 200 ¹⁾										
	3.0 HDi 155	115	07.10	Nutzlast 200 ¹⁾										
	3.0 HDi 160	116	09.06	Nutzlast 200 ¹⁾										
3.0 HDi 180	130	07.11	Nutzlast 200 ¹⁾											
	2.2 HDi 100	74	04.06	Nutzlast 120/140 ²⁾	24.0124-0127.1	424127		280 24,0 21,9 V +B						
	2.2 HDi 110	81	07.11	Nutzlast 120/140 ²⁾										
	2.2 HDi 120	88	04.06	Nutzlast 120/140 ²⁾										
	2.2 HDi 130	96	07.11	Nutzlast 120/140 ²⁾										
	2.2 HDi 150	110	07.11	Nutzlast 120/140 ²⁾										
	3.0 HDi 145	107	07.10	Nutzlast 120/140 ²⁾										
	3.0 HDi 155	115	07.10	Nutzlast 120/140 ²⁾										
	3.0 HDi 160	116	09.06	Nutzlast 120/140 ²⁾										
	3.0 HDi 180	130	07.11	Nutzlast 120/140 ²⁾										
	2.2 HDi 100	74	04.06	Nutzlast leicht 160 ³⁾						24.0128-0213.1	428213		280 28,0 25,9 V +B	
	2.2 HDi 110	81	07.11	Nutzlast leicht 160 ³⁾										
	2.2 HDi 120	88	04.06	Nutzlast leicht 160 ³⁾										
2.2 HDi 130	96	07.11	Nutzlast leicht 160 ³⁾											
2.2 HDi 150	110	07.11	Nutzlast leicht 160 ³⁾											
3.0 HDi 145	107	07.10	Nutzlast leicht 160 ³⁾											
3.0 HDi 155	115	07.10	Nutzlast leicht 160 ³⁾											
3.0 HDi 160	116	09.06	Nutzlast leicht 160 ³⁾											
3.0 HDi 180	130	07.11	Nutzlast leicht 160 ³⁾											
2.2 HDi 100	74	04.06	Nutzlast schwer 160 ⁴⁾	24.0124-0138.1	424138		300 24,0 21,9 V +B							
2.2 HDi 110	81	07.11	Nutzlast schwer 160 ⁴⁾											
2.2 HDi 120	88	04.06	Nutzlast schwer 160 ⁴⁾											
2.2 HDi 130	96	07.11	Nutzlast schwer 160 ⁴⁾											
2.2 HDi 150	110	07.11	Nutzlast schwer 160 ⁴⁾											
3.0 HDi 145	107	07.10	Nutzlast schwer 160 ⁴⁾											
3.0 HDi 155	115	07.10	Nutzlast schwer 160 ⁴⁾											
3.0 HDi 160	116	09.06	Nutzlast schwer 160 ⁴⁾											
3.0 HDi 180	130	07.11	Nutzlast schwer 160 ⁴⁾											
2.2 HDi 100	74	04.06	Nutzlast 200 ¹⁾	24.0132-0131.1	432131		300 32,0 29,9 V +B							
2.2 HDi 110	81	07.11	Nutzlast 200 ¹⁾											
2.2 HDi 120	88	04.06	Nutzlast 200 ¹⁾											
2.2 HDi 130	96	07.11	Nutzlast 200 ¹⁾											
2.2 HDi 150	110	07.11	Nutzlast 200 ¹⁾											
3.0 HDi 145	107	07.10	Nutzlast 200 ¹⁾											
3.0 HDi 155	115	07.10	Nutzlast 200 ¹⁾											
3.0 HDi 160	116	09.06	Nutzlast 200 ¹⁾											
3.0 HDi 180	130	07.11	Nutzlast 200 ¹⁾											
	2.2 HDi 100	74	04.06		13.0460-4812.2	604812		24465 19,2 /Zub/S	BRE					
	2.2 HDi 110	81	07.11											
	2.2 HDi 120	88	04.06											
	2.2 HDi 130	96	07.11											
	2.2 HDi 150	110	07.11											
	3.0 HDi 145	107	07.10											
	3.0 HDi 155	115	07.10											
	3.0 HDi 160	116	09.06											
3.0 HDi 180	130	07.11												
	2.2 HDi 100	74	04.06	Nutzlast 120/140+ leicht 160 ⁵⁾	24.0116-0124.1	416124		280 16,0 14,2 +B						
	2.2 HDi 110	81	07.11	Nutzlast 120/140+ leicht 160 ⁵⁾										
	2.2 HDi 120	88	04.06	Nutzlast 120/140+ leicht 160 ⁵⁾										
	2.2 HDi 130	96	07.11	Nutzlast 120/140+ leicht 160 ⁵⁾										
	2.2 HDi 150	110	07.11	Nutzlast 120/140+ leicht 160 ⁵⁾										
	3.0 HDi 145	107	07.10	Nutzlast 120/140+ leicht 160 ⁵⁾										
	3.0 HDi 155	115	07.10	Nutzlast 120/140+ leicht 160 ⁵⁾										
	3.0 HDi 160	116	09.06	Nutzlast 120/140+ leicht 160 ⁵⁾										
	3.0 HDi 180	130	07.11	Nutzlast 120/140+ leicht 160 ⁵⁾										
	2.2 HDi 100	74	04.06	Nutzlast schwer 160 ⁴⁾						24.0116-0125.1	416125		280 16,0 14,2 +B	
	2.2 HDi 110	81	07.11	Nutzlast schwer 160 ⁴⁾										
	2.2 HDi 120	88	04.06	Nutzlast schwer 160 ⁴⁾										
2.2 HDi 130	96	07.11	Nutzlast schwer 160 ⁴⁾											
2.2 HDi 150	110	07.11	Nutzlast schwer 160 ⁴⁾											
3.0 HDi 145	107	07.10	Nutzlast schwer 160 ⁴⁾											
3.0 HDi 155	115	07.10	Nutzlast schwer 160 ⁴⁾											
3.0 HDi 160	116	09.06	Nutzlast schwer 160 ⁴⁾											
3.0 HDi 180	130	07.11	Nutzlast schwer 160 ⁴⁾											
2.2 HDi 100	74	04.06	Nutzlast 200 ¹⁾	24.0116-0123.1	416123		300 16,0 14,2 +B							
2.2 HDi 110	81	07.11	Nutzlast 200 ¹⁾											
2.2 HDi 120	88	04.06	Nutzlast 200 ¹⁾											
2.2 HDi 130	96	07.11	Nutzlast 200 ¹⁾											
2.2 HDi 150	110	07.11	Nutzlast 200 ¹⁾											
3.0 HDi 145	107	07.10	Nutzlast 200 ¹⁾											
3.0 HDi 155	115	07.10	Nutzlast 200 ¹⁾											
3.0 HDi 160	116	09.06	Nutzlast 200 ¹⁾											
3.0 HDi 180	130	07.11	Nutzlast 200 ¹⁾											
	2.2 HDi 100	74	04.06		03.0137-4004.2	654004		172 x 42 /Zub						
	2.2 HDi 110	81	07.11											
	2.2 HDi 120	88	04.06											
	2.2 HDi 130	96	07.11											
	2.2 HDi 150	110	07.11											

















¹⁾ payload 200 / carico utile 200 / charge utile 200 / carga útil 200

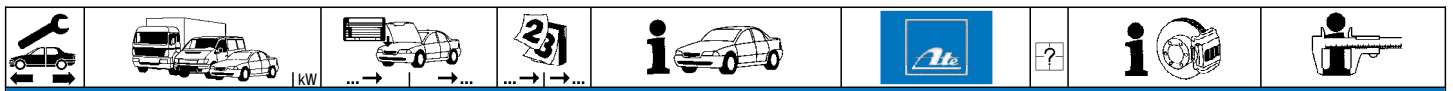
²⁾ payload 120/140 / carico utile 120/140 / charge utile 120/140 / carga útil 120/140

³⁾ light payload 160 / carico utile leggero 160 / charge utile légère 160 / carga útil ligera 160

⁴⁾ heavy payload 160 / carico utile pesante 160 / charge utile lourde 160 / carga útil pesada 160

⁵⁾ payload 120/140+ light 160 / carico utile 120/140+ leggero 160 / charge utile 120/140+ légère 160 / carga útil 120/140+ ligera 160

CITROEN JUMPER (06-)									
									
	3.0 HDi 145	107		07.10		03.0137-4004.2	654004		172 x 42 /Zub
	3.0 HDi 155	115		07.10					
	3.0 HDi 160	116		09.06					
	3.0 HDi 180	130		07.11					
CITROEN JUMPY Kombi (95-06)									
	1.6		ORGA 09792	10.95		13.0460-2978.2	602978		21801 19,0 +/WK/S LUC
	1.9 D	51	ORGA 09155	10.95					
	1.9 TD	66	ORGA 09792	10.95					
	1.9 TD	68	ORGA 09792	04.96					
	2.0 16V	100	ORGA 09792	04.00					
	2.0 16V	102	ORGA 09792	03.00					
	2.0 HDi	69	ORGA 09792	10.99					
	2.0 HDi	80	ORGA 09792	03.00					
	1.6		ORGA 09155	10.95		13.0460-3957.2	603957		23042 19,0 /WK/Zub BDX
	1.9 D	51	ORGA 09156	12.06					
	1.6		ORGA 09793	12.06		13.0460-2863.2	602863		20261 19,0 +/WK/S LUC
	1.9 TD	66	ORGA 09793	12.06					
	2.0 16V	100	ORGA 09793	12.06					
	2.0 16V	102	ORGA 09793	12.06					
	2.0 HDi	69	ORGA 09793	12.06					
	2.0 HDi	80	ORGA 09793	12.06					
	1.6		ORGA 09155	10.95		24.0120-0155.1	420155		258 20,0 18,2 V L +B
	1.9 D	51	ORGA 09155	10.95					
	1.9 TD	66	ORGA 09155	10.95					
	1.9 TD	68	ORGA 09155	04.96					
	2.0 16V	100	ORGA 09155	04.00					
	2.0 16V	102	ORGA 09155	03.00					
	2.0 HDi	69	ORGA 09155	10.99					
	2.0 HDi	80	ORGA 09155	03.00					
	1.6		ORGA 09792	10.95		24.0126-0104.1	426104		281 26,0 24,2 V +B
	1.9 D	51	ORGA 09792	10.95					
	1.9 TD	66	ORGA 09792	10.95					
	1.9 TD	68	ORGA 09792	04.96					
	2.0 16V	100	ORGA 09792	04.00					
	2.0 16V	102	ORGA 09792	03.00					
	2.0 HDi	69	ORGA 09792	10.99					
	2.0 HDi	80	ORGA 09792	03.00					
	1.6		ORGA 09793	12.06		24.0128-0136.1	428136		285 28,0 26,0 V +B
	1.9 D	51	ORGA 09793	12.06		24.0328-0136.1	528136		285 28,0 26,0 V +B PD
	1.9 TD	66	ORGA 09793	12.06					
	1.9 TD	68	ORGA 09793	12.06					
	2.0 16V	100	ORGA 09793	12.06					
	2.0 16V	102	ORGA 09793	12.06					
	2.0 HDi	69	ORGA 09793	12.06					
	2.0 HDi	80	ORGA 09793	12.06					
	1.6			10.95	12.06	03.0137-0314.2	650314		255 x 61
	1.9 D	51		10.95	12.06	03.0137-9208.2	669208		Einbausatz
	1.9 TD	66		10.95	12.06				
	1.9 TD	68		04.96	12.06				
	2.0 16V	100		04.00	12.06				
	2.0 16V	102		03.00	12.06				
	2.0 HDi	69		10.99	12.06				
	2.0 HDi	80		03.00	12.06				
	1.6			10.95	12.06	24.0225-5003.1	480066		255/256 x 67
	1.9 D	51		10.95	12.06				
	1.9 TD	66		10.95	12.06				
	1.9 TD	68		04.96	12.06				
	2.0 16V	100		04.00	12.06				
	2.0 16V	102		03.00	12.06				
	2.0 HDi	69		10.99	12.06				
	2.0 HDi	80		03.00	12.06				
	1.6			10.95	12.06	03.0520-2619.3	692619		19,05/255x61 TopKit BDX
	1.9 D	51		10.95	12.06				
	1.9 TD	66		10.95	12.06				
	1.9 TD	68		04.96	12.06				
	2.0 16V	100		04.00	12.06				
	2.0 16V	102		03.00	12.06				
	2.0 HDi	69		10.99	12.06				
	2.0 HDi	80		03.00	12.06				
CITROEN JUMPY Kasten (95-06)									
	1.6		ORGA 09792	10.95	+ 0,8/0,9 t	13.0460-3957.2	603957		23042 19,0 /WK/Zub BDX
	1.9 D	51	ORGA 09155	10.95	+ 0,8/0,9 t	13.0460-2978.2	602978		21801 19,0 +/WK/S LUC
	1.9 D 70	51	ORGA 09155	04.98	+ 0,8/0,9 t				
	1.9 TD	66	ORGA 09155	10.95	+ 0,8/0,9 t				
	2.0 16V	102	ORGA 09792	03.00	+ 0,8/0,9 t				
	2.0 HDi 110	80	ORGA 09792	01.02	+ 0,8/0,9 t				
	2.0 HDi 95	69	ORGA 09792	10.99	+ 0,8/0,9 t				
	1.9 D	51	ORGA 09156	12.06	+ 0,8/0,9 t	13.0460-3957.2	603957		23042 19,0 /WK/Zub BDX
	1.9 D 70	51	ORGA 09156	12.06	+ 0,8/0,9 t				
	1.9 TD	66	ORGA 09156	12.06	+ 0,8/0,9 t				
	1.6		ORGA 09793	12.06	+ 0,8/0,9 t	13.0460-2863.2	602863		20261 19,0 +/WK/S LUC
	2.0 16V	102	ORGA 09793	12.06	+ 0,8/0,9 t				
	2.0 HDi 110	80	ORGA 09793	12.06	+ 0,8/0,9 t				
	2.0 HDi 95	69	ORGA 09793	12.06	+ 0,8/0,9 t				



CITROEN JUMPY Kasten (95-06)

	1.6		ORGA 09155	10.95	+ 0,8 t	24.0120-0155.1	420155		258 20,0 18,2 V L +B
	1.9 D 70	51	ORGA 09155	04.98	+ 0,8 t				
	1.9 TD	66	ORGA 09155	10.95	+ 0,8 t				
	2.0 16V	102	ORGA 09155	03.00	+ 0,8 t				
	2.0 HDi 110	80	ORGA 09155	01.02	+ 0,8 t				
	2.0 HDi 95	69	ORGA 09155	10.99	+ 0,8 t				
	1.6		ORGA 09156	ORGA 09792	+ 0,8 t	24.0126-0104.1	426104		281 26,0 24,2 V +B
	1.6		ORGA 09156	ORGA 09792	+ 0,9 t				
	1.9 D 70	51	ORGA 09156	ORGA 09792	+ 0,8 t				
	1.9 D 70	51	ORGA 09156	ORGA 09792	04.98	+ 0,9 t			
	1.9 TD	66	ORGA 09156	ORGA 09792	+ 0,8 t				
	1.9 TD	66	ORGA 09156	ORGA 09792	10.95	+ 0,9 t			
	2.0 16V	102	ORGA 09156	ORGA 09792	+ 0,8 t				
	2.0 16V	102	ORGA 09156	ORGA 09792	03.00	+ 0,9 t			
	2.0 HDi 110	80	ORGA 09156	ORGA 09792	+ 0,8 t				
	2.0 HDi 110	80	ORGA 09156	ORGA 09792	01.02	+ 0,9 t			
	2.0 HDi 95	69	ORGA 09156	ORGA 09792	+ 0,8 t				
	2.0 HDi 95	69	ORGA 09156	ORGA 09792	10.99	+ 0,9 t			
	1.6		ORGA 09793		12.06	+ 0,8 t	24.0128-0136.1	428136	285 28,0 26,0 V +B
	1.6		ORGA 09793		12.06	+ 0,9 t			
	1.9 D 70	51	ORGA 09793		12.06	+ 0,8 t	24.0328-0136.1	528136	285 28,0 26,0 V +B PD
	1.9 D 70	51	ORGA 09793		12.06	+ 0,9 t			
	1.9 TD	66	ORGA 09793		12.06	+ 0,8 t			
	1.9 TD	66	ORGA 09793		12.06	+ 0,9 t			
	2.0 16V	102	ORGA 09793		12.06	+ 0,8 t			
	2.0 16V	102	ORGA 09793		12.06	+ 0,9 t			
	2.0 HDi 110	80	ORGA 09793		12.06	+ 0,8 t			
	2.0 HDi 110	80	ORGA 09793		12.06	+ 0,9 t			
	2.0 HDi 95	69	ORGA 09793		12.06	+ 0,8 t			
	2.0 HDi 95	69	ORGA 09793		12.06	+ 0,9 t			
	1.6			10.95	12.06	03.0137-0314.2	650314		255 x 61
	1.9 D	51		10.95	12.06				
	1.9 D 70	51		04.98	12.06	03.0137-9208.2	669208		Einbausatz
	1.9 TD	66		10.95	12.06				
	2.0 16V	102		03.00	12.06				
	2.0 HDi 110	80		01.02	12.06				
	2.0 HDi 95	69		10.99	12.06				
	1.6			10.95	12.06	24.0225-5003.1	480066		255/256 x 67
	1.9 D	51		10.95	12.06				
	1.9 D 70	51		04.98	12.06				
	1.9 TD	66		10.95	12.06				
	2.0 16V	102		03.00	12.06				
	2.0 HDi 110	80		01.02	12.06				
	2.0 HDi 95	69		10.99	12.06				
	1.6			10.95	12.06	03.0520-2619.3	692619		19,05/255x61 TopKit BDX
	1.9 D	51		10.95	12.06				
	1.9 D 70	51		04.98	12.06				
	1.9 TD	66		10.95	12.06				
	2.0 16V	102		03.00	12.06				
	2.0 HDi 110	80		01.02	12.06				
	2.0 HDi 95	69		10.99	12.06				

CITROEN JUMPY Pritsche/Fahrgestell (99-06)





























	1.9 TD	68	ORGA 09792	10.99		13.0460-2978.2	602978		21801 19,0 +/WK/S LUC
	2.0 HDi	69	ORGA 09792	10.99					
	1.9 TD	68	ORGA 09793		12.06	13.0460-2863.2	602863		20261 19,0 +/WK/S LUC
	2.0 HDi	69	ORGA 09793		12.06				
	1.9 TD	68	ORGA 09792	10.99		24.0126-0104.1	426104		281 26,0 24,2 V +B
	2.0 HDi	69	ORGA 09792	10.99					
	1.9 TD	68	ORGA 09793		12.06	24.0128-0136.1	428136		285 28,0 26,0 V +B
	2.0 HDi	69	ORGA 09793		12.06				
	2.0 HDi	69	ORGA 09793		12.06	24.0328-0136.1	528136		285 28,0 26,0 V +B PD
	2.0 HDi	69	ORGA 09793		12.06				
	1.9 TD	68		10.99	12.06	03.0137-0314.2	650314		255 x 61
	2.0 HDi	69		10.99	12.06				
	2.0 HDi	69		10.99	12.06	03.0137-9208.2	669208		Einbausatz
	2.0 HDi	69		10.99	12.06				
	1.9 TD	68		10.99	12.06	24.0225-5003.1	480066		255/256 x 67
	2.0 HDi	69		10.99	12.06				
	1.9 TD	68		10.99	12.06	03.0520-2619.3	692619		19,05/255x61 TopKit BDX
	2.0 HDi	69		10.99	12.06				

CITROEN JUMPY (07-)

	1.6 HDi 90	66		01.07		13.0460-2738.2	602738		24595 18,5 +/WK/Zub/S LUC
	2.0 HDi 120	88		01.07					
	2.0 HDi 125	94		07.11					
	2.0 HDi 140	100		01.07					
	2.0 HDi 165	120		07.10					
	2.0 HDi 95	72		07.11					
	2.0 i	103		01.07					
	1.6 HDi 90	66		01.07	+ HA-Trommelbremse 1)	24.0128-0214.1	428214		280 28,0 26,0 V +S +B
	1.6 HDi 90	66		01.07	+ HA-Scheibenbremse 2)				
	2.0 HDi 120	88		01.07		24.0128-0216.1	428216		304 28,0 26,0 V +S +B
	2.0 HDi 125	94		07.11					
	2.0 HDi 140	100		01.07					
	2.0 HDi 165	120		07.10					

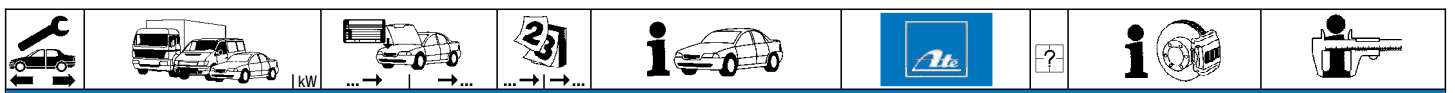
1) + RA drum brake / + P freno a tamburo / + frein à tambour essieu AR / + ET-tambores de freno

2) + RA disc brake / + P disco freno / + frein à disque essieu AR / + ET-disco de freno

								
CITROEN JUMPY (07-)								
	2.0 HDi 95 2.0 i	72 103		07.11 01.07		24.0128-0216.1	428216	304 28,0 26,0 V +S +B
	1.6 HDi 90 2.0 HDi 120 2.0 HDi 125 2.0 HDi 140 2.0 HDi 165 2.0 HDi 95 2.0 i	66 88 94 100 120 72 103		01.07 01.07 07.11 01.07 07.10 07.11 01.07	+ langer Radstand ¹⁾	13.0460-2739.2	602739	24578 16,5 /Zub/S LUC
	1.6 HDi 90 2.0 HDi 120 2.0 HDi 125 2.0 HDi 140 2.0 HDi 165 2.0 HDi 95 2.0 i	66 88 94 100 120 72 103		01.07 01.07 07.11 01.07 07.10 07.11 01.07	+ langer Radstand ¹⁾	24.0114-0116.1	414116	290 14,0 12,0 +S +B
	1.6 HDi 90	66		01.07	+ kurzer Radstand ²⁾	03.0137-0334.2 03.0137-9219.2	650334 669219	254 x 57 HEB LUC Einbausatz LUC
	1.6 HDi 90	66		01.07	+ kurzer Radstand ²⁾	24.0225-4021.1	480311	254/256,2 x 68
	1.6 HDi 90	66		01.07	+ kurzer Radstand ²⁾	03.0520-7122.3	697122	22,20/254x57 TopKit LUC
CITROEN NEMO (08-)								
	1.4 HDi 1.4 i 1.3 HDi 75	50 54 55		02.08 02.08 10.10		13.0460-3818.2	603818	23706 18,1 +/WK/S BOS
	1.4 HDi 1.3 HDi 75 1.4 HDi 1.4 i	50 55 50 54		02.08 10.10 02.08 02.08	+ automatisiertes Schaltgetriebe ³⁾ + Schaltgetriebe ⁴⁾	24.0122-0147.1 24.0122-0197.1	422147 422197	284 22,0 20,2 V +B 258 22,0 20,2 V +B
	1.4 HDi 1.4 i 1.3 HDi 75 1.4 HDi	50 54 55 50		10.10 02.08 10.10 02.08		03.0137-0479.2	650479	203 x 38 HEB AP
	1.4 HDi 1.4 i	55 54		10.10 02.08		03.0137-0493.2	650493	228 x 42 HEB AP
	1.4 i	54		02.08		24.0220-2001.1	480307	203/204,7 x 48,5
	1.4 HDi 1.4 i	50 54		10.10 02.08		03.0520-9220.3	699220	20,64/203x38 TopKit AP
CITROEN SAXO (96-04)								
	1.0 i 1.1 X/SX			02.96 02.96	03.04 03.04	13.0460-4066.2 13.0460-3962.2 13.0460-0424.2	604066 603962 610424	für 3-Loch-Felge ⁵⁾ für 4-Loch-Felge ⁶⁾ 21857 17,7 ATE 20905 18,0 +/WE BDX Einbausatz ATE
	1.4 i VTS 1.5 D 1.5 D	55 43		02.96 04.96 07.01	03.04 03.04 04.04	13.0460-3962.2	603962	20905 18,0 +/WE BDX
	1.4 i VTS 1.6 1.6 1.6 1.6 16V VTS 1.6 i 1.6 i VTS	55 66 74 88 87 65 72		05.96 02.96 02.01 02.96 07.96 02.96 09.00	03.04 06.03 04.04 04.04 03.04 03.04 03.04	13.0460-7088.2	607088	21827 17,3 + ATE
	1.0 i 1.1 X/SX 1.4 i VTS 1.5 D 1.5 D			02.96 02.96 02.96 04.96 07.01	03.04 03.04 03.04 03.04 04.04	24.0108-0107.1 24.0110-0187.1 24.0110-0187.1	408107 410187 410187	für 3-Loch-Felge ⁵⁾ für 4-Loch-Felge ⁶⁾ 238 8,0 6,0 +S +B 247 10,0 9,0 +S +B 247 10,0 9,0 +S +B
	1.4 i VTS 1.6 1.6 1.6 1.6 16V VTS 1.6 i 1.6 i VTS	55 66 74 88 87 65 72		05.96 02.96 02.01 02.96 07.96 02.96 09.00	03.04 06.03 04.04 04.04 03.04 03.04 03.04	24.0120-0132.1 24.0120-0132.1 24.0320-0132.1	420132 420132 520132	247 20,4 18,5 V +S +B 247 20,4 18,5 V +S +B 247 20,4 18,5 V +S +B PD
	1.0 i 1.1 X/SX 1.4 i VTS 1.5 D 1.5 D 1.6 1.6 1.6 1.6 16V VTS 1.6 i 1.6 i VTS			02.96 02.96 02.96 04.96 07.01 02.96 02.01 02.96 07.96 02.96 09.00	03.04 03.04 03.04 03.04 04.04 06.03 04.04 04.04 03.04 03.04 03.04	24.0751-1128.3	360094	2  Radsensor L=515

¹⁾ + long wheel base / + passo lungo / + empattement long / + distancia larga entre ejes
²⁾ + short wheel base / + passo lungo / + empattement court / + distancia corta entre ejes
³⁾ + autom.manual transmission / + scatola camb.velocità autom. / + transm.mécanique autom. / + cambio de velocidad autom.
⁴⁾ + manual transmission / + scatola cambio velocità / + transmission mécanique / + cambio de velocidad
⁵⁾ for 3 bore wheel rim / per cerchione a 3 fori / pour jante à 3 trous / para Llantas de 3 taladros
⁶⁾ for 4 bore wheel rim / per cerchione a 4 fori / pour jante à 4 trous / para Llantas de 4 taladros





























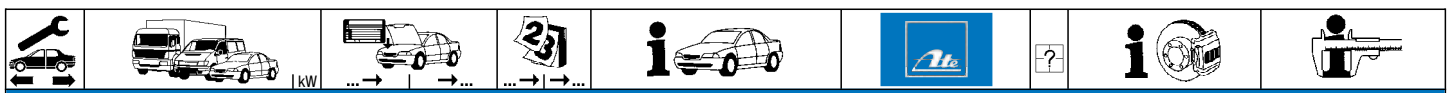
CITROEN SAXO (96-04)

	1.6 1.6 1.6 1.6 16V VTS 1.6 i VTR 1.6 i VTS	66 74 88 87 65 72		02.96 02.01 02.96 07.96 02.96 09.00	06.03 04.04 04.04 03.04 03.04 03.04	13.0460-3823.2 13.0460-0435.2	603823 610435		20974 11,0 Einbausatz	BDX BDX
	1.6 1.6 1.6 1.6 16V VTS 1.6 i VTR 1.6 i VTS	66 74 88 87 65 72		02.96 02.01 02.96 07.96 02.96 09.00	06.03 04.04 04.04 03.04 03.04 03.04	24.0108-0106.1	408106		247 8,0 6,0 +S +B	
	1.0 i 1.1 X/SX 1.4 i VTS 1.5 D 1.5 D 1.6 1.6 i		ORGA 08028 ORGA 08028 ORGA 08028 ORGA 08028 ORGA 08028 ORGA 08028 ORGA 08028	02.96 02.96 02.96 04.96 07.01 02.96 02.96		24.0721-1187.3	360090	2	Radsensor L=715	
	1.0 i 1.1 X/SX 1.4 i VTS 1.5 D 1.5 D 1.6 1.6 i		ORGA 08029 ORGA 08029 ORGA 08029 ORGA 08029 ORGA 08029 ORGA 08029 ORGA 08029		03.04 03.04 03.04 03.04 06.03 03.04	24.0721-1199.3	360292	2	Radsensor L=715	
	1.6 1.6 1.6 16V VTS 1.6 i	66 88 87 65	ORGA 08028 ORGA 08028 ORGA 08028 ORGA 08028	02.96 02.96 07.96 02.96		24.0751-1132.3	360294	2	Radsensor L=740	
	1.6 1.6 1.6 16V VTS 1.6 i 1.6 i VTS	66 74 88 87 65 72	ORGA 08029 ORGA 08029 ORGA 08029 ORGA 08029 ORGA 08029	02.01 04.04 03.04 03.04 09.00	06.03 04.04 03.04 03.04 03.04	24.0751-1190.3	360299	2	Radsensor L=740	
	1.0 i 1.1 X/SX			02.96 02.96	03.04 03.04	03.0137-0195.2 03.0137-0196.2	650195 650196	für 3-Loch-Felge ³⁾ für 4-Loch-Felge ⁴⁾	164 x 32 AUT 180 x 32 AUT Einbausatz	BDX BDX
	1.4 i VTS 1.5 D 1.5 D 1.6 1.6 i SX/VTL/VSX	55 43 66 65		02.96 04.96 07.01 02.96 02.96	03.04 03.04 04.04 06.03 03.04	03.0137-0196.2 03.0137-0979.2 03.0137-9055.2	650196 669079 669055		180 x 32 AUT Einbausatz	BDX BDX
	1.0 i 1.1 X/SX 1.4 i VTS 1.5 D 1.5 D 1.6 1.6 i SX/VTL/VSX			02.96 02.96 02.96 04.96 07.01 02.96 02.96	03.04 03.04 03.04 03.04 04.04 06.03 03.04	03.0137-0312.2 03.0137-9158.2	650312 669158		203 x 38 HEB Einbausatz	LUC LUC
	1.0 i 1.1 X/SX			02.96 02.96	03.04 03.04	24.0216-5001.1 24.0216-5701.2	480001 480212	für 3-Loch-Felge/- Sensorring ⁵⁾ für 3-Loch-Felge/- Sensorring ⁵⁾	165/166 x 38,5 - Lager 165/166 x 38,5 + Lager	
	1.4 i VTS 1.5 D 1.5 D 1.6 1.6 i SX/VTL/VSX	55 43 66 65		02.96 04.96 07.01 02.96 02.96	03.04 03.04 04.04 06.03 03.04	24.0218-0020.1 24.0218-0720.2	480074 480205	für 4-Loch-Felge ⁴⁾ für 4-Loch-Felge ⁴⁾	180/181 x 46 - Lager 180/181 x 46 + Lager	
	1.0 i 1.1 X/SX 1.4 i VTS 1.5 D 1.5 D 1.6 1.6 i SX/VTL/VSX			02.96 02.96 02.96 04.96 07.01 02.96 02.96	03.04 03.04 03.04 03.04 04.04 06.03 03.04	24.0220-3013.1	480089		203/204,4 x 46,5	
	1.0 i 1.1 X/SX			02.96 02.96	03.04 03.04	03.0420-0519.3 03.0520-0519.3	680519 690519	für 3-Loch-Felge ³⁾ für 3-Loch-Felge ³⁾	19,05/164x32 Kit 19,05/164x32 TopKit	BDX BDX
	1.4 i VTS 1.5 D 1.5 D 1.6 1.6 i SX/VTL/VSX	55 43 66 65		02.96 04.96 07.01 02.96 02.96	03.04 03.04 04.04 06.03 03.04	03.0420-1619.3 03.0520-1619.3	681619 691619	für 4-Loch-Felge ⁴⁾ für 4-Loch-Felge ⁴⁾	19,05/180x32 Kit 19,05/180x32 TopKit	BDX BDX
	1.0 i 1.1 X/SX 1.4 i VTS 1.5 D 1.5 D 1.6 1.6 i SX/VTL/VSX		ORGA 08095 ORGA 08095 ORGA 08095 ORGA 08095 ORGA 08095 ORGA 08095 ORGA 08095	02.96 02.96 02.96 04.96 07.01 02.96 02.96		03.0520-5720.3	695720		20,64/203x39 TopKit	LUC
	1.0 i		ORGA 08096		03.04	03.0520-6420.3	696420		20,64/203x39 TopKit	LUC

1) + RA drum brake / + P freno a tamburo / + frein à tambour essieu AR / + ET-tambores de freno
 2) + RA disc brake / + P disco freno / + frein à disque essieu AR / + ET-disco de freno
 3) for 3 bore wheel rim / per cerchione a 3 fori / pour jante à 3 trous / para Llantas de 3 taladros
 4) for 4 bore wheel rim / per cerchione a 4 fori / pour jante à 4 trous / para Llantas de 4 taladros
 5) f.3 bore wheel rim/-sensorring / p.cerchione a 3 fori/- sensor / p.jant.à 3 trous/- secours ABS / Llant.3 tala./-anillo sens.ABS

CITROEN SAXO (96-04)		CITROEN XANTIA (X1) Limousine (93-97)				
	1.1 X/SX 1.4 i VTS 1.5 D 1.5 D 1.6 1.6 i SX/VTL/VSX	ORGA 08096 55 ORGA 08096 ORGA 08096 43 ORGA 08096 66 ORGA 08096 65 ORGA 08096	03.04 + ABS 03.04 + ABS 03.04 + ABS 04.04 + ABS 06.03 + ABS 03.04 + ABS	03.0520-6420.3 696420		20,64/203x39 TopKit LUC
	1.6 i 1.8 16V 1.8 i 1.8 i 1.9 D 1.9 D 1.9 SD 1.9 TD 2.0 2.0 16V 2.0 16V 2.0 16V 2.0 i 2.0 Turbo 2.1 TD 3.0 V6	65 81 66 74 50 51 55 66 95 97 110 112 89 108 80 140	03.93 12.97 06.95 12.97 04.97 12.97 03.93 12.97 06.94 12.97 06.94 12.97 02.96 12.97 10.94 12.97 03.93 05.95 06.95 12.97 06.94 12.97 03.93 12.97 03.93 12.97 06.95 12.97 06.95 12.97	13.0460-6420.3 696420		21631 17,0 /WK BDX
	1.6 i 1.8 16V 1.8 i 1.8 i 1.9 D 1.9 D 1.9 SD 1.9 TD 2.0 i 1.9 TD 2.0 2.0 16V 2.0 16V 2.0 16V 2.0 Turbo 2.1 TD 3.0 V6	65 81 66 74 50 51 55 66 ORGA 07568 89 66 95 97 110 112 108 80 140	03.93 12.97 06.95 12.97 04.97 12.97 03.93 12.97 06.94 12.97 06.94 12.97 02.96 12.97 12.97 03.93 12.97 10.94 03.93 05.95 06.95 12.97 06.94 12.97 03.93 12.97 06.95 12.97 06.95 12.97	24.0120-0133.1 420133 24.0320-0133.1 520133 24.0122-0142.1 422142 24.0126-0106.1 426106 24.0326-0106.1 526106 24.0128-0128.1 428128		266 20,5 18,5 V +S +B 266 20,5 18,5 V +S +B PD 283 22,0 20,0 V L +B 283 26,0 24,2 V +S +B 283 26,0 24,2 V +S +B PD 288 28,0 26,0 V +S +B
	1.6 i 1.8 i 1.9 D 1.9 D 1.9 TD 2.0 16V 2.0 16V 2.0 i 1.6 i 1.8 16V 1.8 i 1.8 i 1.9 D 1.9 D 1.9 SD 1.9 TD 2.0 2.0 16V 2.0 16V 2.0 i 2.0 Turbo 2.1 TD 3.0 V6	65 74 50 51 66 110 112 89 65 ORGA 06444 81 66 74 ORGA 06444 50 ORGA 06444 51 ORGA 06444 55 66 ORGA 06444 95 97 110 ORGA 06444 112 ORGA 06444 89 ORGA 06444 108 80 140	ORGA 06443 03.93 ORGA 06443 03.93 ORGA 06443 06.94 ORGA 06443 06.94 ORGA 06443 10.94 ORGA 06443 06.94 ORGA 06443 03.93 ORGA 06443 03.93 ORGA 06444 03.93 06.95 12.97 04.97 12.97 12.97 12.97 12.97 02.96 12.97 12.97 03.93 05.95 06.95 12.97 12.97 12.97 03.93 12.97 06.95 12.97 06.95 12.97 01.97 12.97	24.0731-1133.3 360156 24.0751-1136.3 360059	2 2	Radsensor L=950 Radsensor L=950
	1.6 i 1.8 16V 1.8 i 1.8 i 1.9 D 1.9 D 1.9 SD 1.9 TD 2.0 2.0 16V 2.0 16V 2.0 16V 2.0 i 2.0 Turbo 2.1 TD 3.0 V6	65 81 66 74 50 51 55 66 95 97 110 112 89 108 80 140	03.93 12.97 06.95 12.97 04.97 12.97 03.93 12.97 06.94 12.97 06.94 12.97 02.96 12.97 10.94 12.97 03.93 05.95 06.95 12.97 06.94 12.97 03.93 12.97 03.93 12.97 06.95 12.97 06.95 12.97 01.97 12.97	13.0460-4956.2 604956 13.0460-0437.2 610437		20162 15,4 Einbausatz CIT CIT
	1.6 i 1.8 16V 1.8 i 1.8 i 1.9 D	65 81 66 74 50	03.93 12.97 06.95 12.97 04.97 12.97 03.93 12.97 06.94 12.97	24.0109-0122.1 409122		224 9,0 7,0 +B

									
CITROEN XANTIA (X1) Limousine (93-97)									
	1.9 D	51		06.94	12.97	24.0109-0122.1	409122		224 9,0 7,0 +B
	1.9 SD	55		02.96	12.97				
	1.9 TD	66		10.94	12.97				
	2.0	95		03.93	05.95				
	2.0 16V	97		06.95	12.97				
	2.0 16V	110		06.94	12.97				
	2.0 16V	112		03.93	12.97				
	2.0 i	89		03.93	12.97				
	2.0 Turbo	108		06.95	12.97				
	2.1 TD	80		06.95	12.97				
	3.0 V6	140		01.97	12.97				
	1.6 i	65	ORGA 07631	03.93		24.0721-1185.3	360058	2 	Radsensor L=765
	1.8 16V	81	ORGA 07631	06.95					
	1.8 i	66	ORGA 07631	04.97					
	1.8 i	74	ORGA 07631	03.93					
	1.9 D	50	ORGA 07631	06.94					
	1.9 D	51	ORGA 07631	06.94					
	1.9 SD	55	ORGA 07631	02.96					
	1.9 TD	66	ORGA 07631	10.94					
	2.0	95	ORGA 07631	03.93					
	2.0 16V	97	ORGA 07631	06.95					
	2.0 16V	110	ORGA 07631	06.94					
	2.0 16V	112	ORGA 07631	03.93					
	2.0 i	89	ORGA 07631	03.93					
	2.0 Turbo	108	ORGA 07631	06.95					
	2.1 TD	80	ORGA 07631	06.95					
	1.6 i	65	ORGA 07632	12.97		24.0741-1114.3	360067	2 	Radsensor L=780
	1.8 16V	81	ORGA 07632	12.97					
	1.8 i	66	ORGA 07632	12.97					
	1.8 i	74	ORGA 07632	12.97					
	1.9 D	50	ORGA 07632	12.97					
	1.9 D	51	ORGA 07632	12.97					
	1.9 SD	55	ORGA 07632	12.97					
	1.9 TD	66	ORGA 07632	12.97					
	2.0	95	ORGA 07632	05.95					
	2.0 16V	97	ORGA 07632	12.97					
	2.0 16V	110	ORGA 07632	12.97					
	2.0 16V	112	ORGA 07632	12.97					
	2.0 i	89	ORGA 07632	12.97					
	2.0 Turbo	108	ORGA 07632	12.97					
	2.1 TD	80	ORGA 07632	12.97					
	3.0 V6	140		01.97	12.97				
CITROEN XANTIA (X1) Kombi (95-97)									
	1.8 16V	81		06.95	12.97	13.0460-3956.2	603956		21631 17,0 /WK BDX
	1.8 i	66		04.97	12.97				
	1.8 i	74		06.95	12.97				
	1.8 i	74	ORGA 07483	12.97	- ABS				
	1.8 i	74	ORGA 07483	12.97	+ ABS				
	1.8 i	74	ORGA 07482	06.95	+ ABS	13.0460-3972.2	603972		21632 16,0 /WK BDX
	1.9 SD	55		04.97	12.97				
	1.9 TD	66		06.95	12.97				
	2.0 16V	97		06.95	12.97				
	2.0 i	89		06.95	12.97				
	2.0 Turbo	108		06.95	12.97				
	2.1 TD	80		06.96	12.97				
	1.8 16V	81		06.95	12.97	24.0120-0133.1	420133		266 20,5 18,5 V +S +B
	1.8 i	66		04.97	12.97	24.0320-0133.1	520133		266 20,5 18,5 V +S +B PD
	1.8 i	74		06.95	12.97				
	1.8 i	74	ORGA 07483	12.97	- ABS				
	1.8 i	74	ORGA 07482	06.95	+ ABS	24.0122-0142.1	422142		283 22,0 20,0 V L +B
	1.9 SD	55		04.97	12.97				
	1.9 TD	66		06.95	12.97				
	2.0 16V	97		06.95	12.97				
	2.0 i	89		06.95	12.97				
	2.0 Turbo	108		06.95	12.97	24.0126-0106.1	426106		283 26,0 24,2 V +S +B
	2.1 TD	80		06.96	12.97	24.0326-0106.1	526106		283 26,0 24,2 V +S +B PD
	1.8 16V	81		06.95	12.97	24.0751-1136.3	360059	2 	Radsensor L=950
	1.8 i	66		04.97	12.97				
	1.8 i	74		06.95	12.97				
	1.8 i	74		06.95	12.97				
	1.9 SD	55		04.97	12.97				
	1.9 TD	66		06.95	12.97				
	2.0 16V	97		06.95	12.97				
	2.0 i	89		06.95	12.97				
	2.0 Turbo	108		06.95	12.97				
	2.1 TD	80		06.96	12.97				
	1.8 16V	81		06.95	12.97	13.0460-4911.2	604911		20389 15,4 CIT
	1.8 i	66		04.97	12.97	13.0460-0264.2	610264		Einbausatz
	1.8 i	74		06.95	12.97				
	1.9 SD	55		04.97	12.97				
	1.9 TD	66		06.95	12.97				
	2.0 16V	97		06.95	12.97				
	2.0 i	89		06.95	12.97				
	2.0 Turbo	108		06.95	12.97				
	2.1 TD	80		06.96	12.97				



CITROEN XANTIA (X1) Kombi (95-97)

	1.8 16V	81		06.95	12.97	24.0112-0143.1	412143			251 12,0 10,8
	1.8 i	66		04.97	12.97					
	1.8 i	74		06.95	12.97					
	1.9 SD	55		04.97	12.97					
	1.9 TD	66		06.95	12.97					
	2.0 16V	97		06.95	12.97					
	2.0 i	89		06.95	12.97					
	2.0 Turbo	108		06.95	12.97					
2.1 TD	80		06.96	12.97						
	1.8 16V	81	ORGA 07631	06.95		24.0721-1185.3	360058	2		Radsensor L=765
	1.8 i	66	ORGA 07631	04.97						
	1.8 i	74	ORGA 07631	06.95						
	1.9 SD	55	ORGA 07631	04.97						
	1.9 TD	66	ORGA 07631	06.95						
	2.0 16V	97	ORGA 07631	06.95						
	2.0 i	89	ORGA 07631	06.95						
	2.0 Turbo	108	ORGA 07631	06.95						
2.1 TD	80	ORGA 07631	06.96							
	1.8 16V	81	ORGA 07632		12.97	24.0741-1114.3	360067	2		Radsensor L=780
	1.8 i	66	ORGA 07632		12.97					
	1.8 i	74	ORGA 07632		12.97					
	1.9 SD	55	ORGA 07632		12.97					
	1.9 TD	66	ORGA 07632		12.97					
	2.0 16V	97	ORGA 07632		12.97					
	2.0 i	89	ORGA 07632		12.97					
	2.0 Turbo	108	ORGA 07632		12.97					
2.1 TD	80	ORGA 07632		12.97						

CITROEN XANTIA (X2) Limousine (98-03)



















	1.8 16V	81		01.98	09.01	13.0460-3956.2	603956			21631 17,0 /WK	BDX						
	1.8 i	66		01.98	09.01												
	1.9 SD	55		01.98	09.01												
	1.9 TD	66		01.98	09.01												
	2.0 HDi 90	66		03.99	04.03												
	2.0 16V	97		01.98	09.01												
	2.0 i	89		01.98	09.01												
	2.0 16V ACTIVA	97	ORGA 08000	01.98													
	2.0 Turbo	108	ORGA 08000	01.98													
	2.1 TD	80	ORGA 08000	01.98													
	1.9 TD	66		01.98	09.01	13.0460-3986.2	603986			23135 18,0 +/-WK/S	BOS						
	2.0 16V ACTIVA	97	ORGA 08001		09.01												
	2.0 HDi 110	109		02.99	09.01												
	2.0 Turbo	108	ORGA 08001		09.01												
	2.1 TD	80	ORGA 08001		02.99												
	3.0 V6	140		01.98	09.01												
		1.8 16V	81		01.98							09.01	24.0120-0133.1	420133			266 20,5 18,5 V +S +B
		1.8 i	66		01.98							09.01					
		1.9 SD	55		01.98							09.01					
		1.9 TD	66		01.98							09.01					
2.0 HDi 90		66		03.99	04.03												
2.0 16V		97		01.98	09.01												
2.0 i		89		01.98	09.01												
2.0 16V ACTIVA		97	ORGA 08000	01.98													
2.0 Turbo		108	ORGA 08000	01.98													
2.1 TD		80	ORGA 08000	01.98													
	1.9 TD	66		01.98	09.01	24.0128-0128.1	428128			288 28,0 26,0 V +S +B							
	2.0 16V ACTIVA	97	ORGA 08001		09.01												
	2.0 HDi 110	109		02.99	09.01												
	2.0 Turbo	108	ORGA 08001		09.01												
	2.1 TD	80	ORGA 08001		02.99												
	3.0 V6	140		01.98	09.01												
		1.8 16V	81		01.98						09.01	24.0751-1187.3	360069	2		Radsensor L=965	
		1.8 i	66		01.98						09.01						
		1.9 SD	55		01.98						09.01						
		1.9 TD	66		01.98						09.01						
2.0 16V		97		01.98	09.01												
2.0 HDi 110		109		02.99	09.01												
2.0 HDi 90		66		03.99	09.01												
2.0 i		89		01.98	09.01												
2.0 Turbo		108		01.98	09.01												
2.1 TD		80		01.98	02.99												
3.0 V6	140		01.98	09.01													
	1.8 16V	81		01.98	09.01	13.0460-4956.2	604956			20162 15,4	CIT						
	1.8 i	66		01.98	09.01												
	1.9 SD	55		01.98	09.01												
	1.9 TD	66		01.98	09.01												
	2.0 16V	97		01.98	09.01												
	2.0 HDi 110	109		02.99	09.01												
	2.0 HDi 90	66		03.99	09.01												
	2.0 i	89		01.98	09.01												
	2.0 Turbo	108		01.98	09.01												
	2.1 TD	80		01.98	02.99												
3.0 V6	140		01.98	09.01													
					13.0460-0437.2	610437				Einbausatz	CIT						






















1) + manual transmission / + scatola cambio velocità / + transmission mécanique / + cambio de velocidad

















2) + autom.transmission / + scatola cambio automatico / + transmission automatique / + cambio automático




















CITROEN XANTIA (X2) Limousine (98-03)										
	1.8 16V	81		01.98	09.01		24.0109-0122.1	409122		224 9,0 7,0 +B
	1.8 i	66		01.98	09.01					
	1.9 SD	55		01.98	09.01					
	1.9 TD	66		01.98	09.01					
	2.0 16V	97		01.98	09.01					
	2.0 HDi 110	109		02.99	09.01					
	2.0 HDi 90	66		03.99	09.01					
	2.0 i	89		01.98	09.01					
	2.0 Turbo	108		01.98	09.01					
	2.1 TD	80		01.98	02.99					
3.0 V6	140		01.98	09.01						
	1.8 16V	81		01.98	09.01		24.0741-1114.3	360067	2	Radsensor L=780
	1.8 i	66		01.98	09.01					
	1.9 SD	55		01.98	09.01					
	1.9 TD	66		01.98	09.01					
	2.0 16V	97		01.98	09.01					
	2.0 HDi 110	109		02.99	09.01					
	2.0 HDi 90	66		03.99	09.01					
	2.0 i	89		01.98	09.01					
	2.0 Turbo	108		01.98	09.01					
	2.1 TD	80		01.98	02.99					
3.0 V6	140		01.98	09.01						
CITROEN XANTIA (X2) Kombi (98-03)										
	1.8 16V	81		01.98	09.01		13.0460-3956.2	603956		21631 17,0 /WK BDX
	1.8 i	66		01.98	09.01					
	1.9 SD	55		01.98	09.01		13.0460-3972.2	603972		21632 16,0 /WK BDX
	1.9 TD	66		01.98	09.01	+ Schaltgetriebe ¹⁾				
	2.0 16V	97		01.98	09.01					
	2.0 HDi 90	66		03.99	04.03					
	2.0 i	89		01.98	09.01					
	2.0 Turbo	108	ORGA 08000	01.98			13.0460-3973.2	603973		23146 17,0 /WK BDX
	2.1 TD	80	ORGA 08000	01.98						
	1.9 TD	66		01.98	09.01	+ Automatikgetriebe ²⁾	13.0460-3986.2	603986		23135 18,0 +/WK/S BOS
2.0 HDi 110	109		02.99	09.01						
2.0 Turbo	108	ORGA 08001		09.01						
2.1 TD	80	ORGA 08001		02.99						
3.0 V6	140		01.98	09.01						
	1.8 16V	81		01.98	09.01		24.0120-0133.1	420133		266 20,5 18,5 V +S +B
	1.8 i	66		01.98	09.01		24.0320-0133.1	520133		266 20,5 18,5 V +S +B PD
	1.9 SD	55		01.98	09.01		24.0122-0142.1	422142		283 22,0 20,0 V L +B
	1.9 TD	66		01.98	09.01	+ Schaltgetriebe ¹⁾				
	2.0 16V	97		01.98	09.01					
	2.0 HDi 90	66		03.99	04.03					
	2.0 i	89		01.98	09.01					
	2.0 Turbo	108	ORGA 08000	01.98			24.0126-0106.1	426106		283 26,0 24,2 V +S +B
	2.1 TD	80	ORGA 08000	01.98			24.0326-0106.1	526106		283 26,0 24,2 V +S +B PD
	1.9 TD	66		01.98	09.01	+ Automatikgetriebe ²⁾	24.0128-0128.1	428128		288 28,0 26,0 V +S +B
2.0 HDi 110	109		02.99	09.01						
2.0 Turbo	108	ORGA 08001		09.01						
2.1 TD	80	ORGA 08001		02.99						
3.0 V6	140		01.98	09.01						
	1.8 16V	81		01.98	09.01		24.0751-1187.3	360069	2	Radsensor L=965
	1.8 i	66		01.98	09.01					
	1.9 SD	55		01.98	09.01					
	1.9 TD	66		01.98	09.01					
	2.0 16V	97		01.98	09.01					
	2.0 HDi 110	109		02.99	09.01					
	2.0 HDi 90	66		03.99	09.01					
	2.0 i	89		01.98	09.01					
	2.0 Turbo	108		01.98	09.01					
	2.1 TD	80		01.98	02.99					
3.0 V6	140		01.98	09.01						
	1.8 16V	81		01.98	09.01		13.0460-4911.2	604911		20389 15,4 Einbausatz CIT
	1.8 i	66		01.98	09.01		13.0460-0264.2	610264		
	1.9 SD	55		01.98	09.01					
	1.9 TD	66		01.98	09.01					
	2.0 16V	97		01.98	09.01					
	2.0 HDi 110	109		02.99	09.01					
	2.0 HDi 90	66		03.99	09.01					
	2.0 Turbo	108		01.98	09.01					
	2.1 TD	80		01.98	02.99					
	3.0 V6	140		01.98	09.01					
2.0 i	89		01.98	09.01		13.0460-4956.2	604956		20162 15,4 Einbausatz CIT	
						13.0460-0437.2	610437		CIT	
	1.8 16V	81		01.98	09.01		24.0112-0143.1	412143		251 12,0 10,8
	1.8 i	66		01.98	09.01					
	1.9 SD	55		01.98	09.01					
	1.9 TD	66		01.98	09.01					
	2.0 16V	97		01.98	09.01					
	2.0 HDi 110	109		02.99	09.01					
	2.0 HDi 90	66		03.99	09.01					
	2.0 Turbo	108		01.98	09.01					
	2.1 TD	80		01.98	02.99					
	3.0 V6	140		01.98	09.01					







¹⁾ + manual transmission / + scatola cambio velocità / + transmission mécanique / + cambio de velocidad
²⁾ + autom.transmission / + scatola cambio automatico / + transmission automatique / + cambio automático

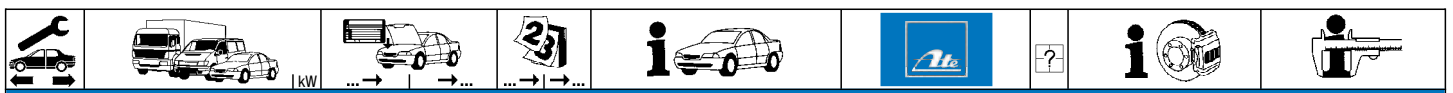
									
CITROEN XANTIA (X2) Kombi (98-03)									
	2.0 i	89		01.98	09.01		24.0109-0122.1	409122	224 9,0 7,0 +B
	1.8 16V	81		01.98	09.01		24.0741-1114.3	360067	2 
	1.8 i	66		01.98	09.01				Radsensor L=780
	1.9 SD	55		01.98	09.01				
	1.9 TD	66		01.98	09.01				
	2.0 16V	97		01.98	09.01				
	2.0 HDi 110	109		02.99	09.01				
	2.0 HDi 90	66		03.99	09.01				
	2.0 i	89		01.98	09.01				
	2.0 Turbo	108		01.98	09.01				
	2.1 TD	80		01.98	02.99				
	3.0 V6	140		01.98	09.01				
CITROEN XM (Y3) Limousine (89-94)									
	2.0	84	ORGA 05228	05.89			13.0460-3916.2	603916	21296 16,5 +/WK BDX
	2.0 i	79	ORGA 05228	05.89			13.0460-0206.2	610206	Einbausatz BDX
	2.0 i	89	ORGA 05228	05.89					
	2.1 D	60	ORGA 05228	05.89					
	2.1 TD	80	ORGA 05228	05.89					
	3.0 24V	147	ORGA 05228	07.90					
	3.0 V6	123	ORGA 05228	05.89					
	2.0	84	ORGA 05229		04.94		13.0460-3947.2	603947	21505 17,0 +/WK BDX
	2.0 i	79	ORGA 05229		04.94				
	2.0 i	89	ORGA 05229		06.94				
	2.0 Turbo	104		09.92	06.94				
	2.1 D	60	ORGA 05229		06.94				
	2.1 TD	80	ORGA 05229		06.94				
	3.0 24V	147	ORGA 05229		06.94				
	3.0 V6	123	ORGA 05229		06.94				
	2.0	84	ORGA 05228	05.89			24.0122-0141.1	422141	276 22,0 20,0 V
	2.0 i	79	ORGA 05228	05.89					
	2.0 i	89	ORGA 05228	05.89					
	2.1 D	60	ORGA 05228	05.89					
	2.1 TD	80	ORGA 05228	05.89					
	3.0 24V	147	ORGA 05228	07.90					
	3.0 V6	123	ORGA 05228	05.89					
	2.0	84	ORGA 05229		04.94		24.0126-0100.1	426100	283 26,0 24,0 V L
	2.0 i	79	ORGA 05229		04.94				
	2.0 i	89	ORGA 05229		06.94				
	2.0 Turbo	104		09.92	06.94				
	2.1 D	60	ORGA 05229		06.94				
	2.1 TD	80	ORGA 05229		06.94				
	3.0 24V	147	ORGA 05229		06.94				
	3.0 V6	123	ORGA 05229		06.94				
	2.0 i	79		05.89	04.94		13.0460-4911.2	604911	20389 15,4 CIT
	2.0	84		05.89	04.94		13.0460-0264.2	610264	Einbausatz
	2.0	89		05.89	06.94		13.0460-4956.2	604956	20162 15,4 CIT
	2.0 Turbo	104		09.92	06.94		13.0460-0437.2	610437	Einbausatz CIT
	2.1 D	60		05.89	06.94				
	2.1 TD	80		05.89	06.94				
	3.0 24V	147		07.90	06.94				
	3.0 V6	123		05.89	06.94				
	2.0 i	79		05.89	04.94		24.0112-0136.2	412136	251 12,0 10,8
	2.0	84		05.89	04.94		24.0109-0121.2	409121	224 9,0 8,0
	2.0 i	89		05.89	06.94				
	2.0 Turbo	104		09.92	06.94				
	2.1 D	60		05.89	06.94				
	2.1 TD	80		05.89	06.94				
	3.0 24V	147		07.90	06.94				
	3.0 V6	123		05.89	06.94				
CITROEN XM (Y3) Kombi (91-94)									
	2.0 i	79	ORGA 05228	11.91			13.0460-3916.2	603916	21296 16,5 +/WK BDX
	2.0 i	89	ORGA 05228	11.91			13.0460-0206.2	610206	Einbausatz BDX
	2.1 D	60	ORGA 05228	11.91					
	2.1 TD	80	ORGA 05228	11.91					
	3.0 V6	123	ORGA 05228	11.91					
	2.0 i	79	ORGA 05229		04.94		13.0460-3947.2	603947	21505 17,0 +/WK BDX
	2.0 i	89	ORGA 05229		04.94				
	2.0 Turbo	104		09.92	04.94				
	2.1 D	60	ORGA 05229		04.94				
	2.1 TD	80	ORGA 05229		04.94				
	3.0 V6	123	ORGA 05229		04.94				
	2.0 i	79	ORGA 05228	11.91			24.0122-0141.1	422141	276 22,0 20,0 V
	2.0 i	89	ORGA 05228	11.91					
	2.1 D	60	ORGA 05228	11.91					
	2.1 TD	80	ORGA 05228	11.91					
	3.0 V6	123	ORGA 05228	11.91					
	2.0 i	79	ORGA 05229		04.94		24.0126-0100.1	426100	283 26,0 24,0 V L
	2.0 i	89	ORGA 05229		04.94				
	2.0 Turbo	104		09.92	04.94				
	2.1 D	60	ORGA 05229		04.94				
	2.1 TD	80	ORGA 05229		04.94				

									
CITROEN XM (Y3) Kombi (91-94)									
	3.0 V6	123	ORGA 05229		04.94		24.0126-0100.1	426100	283 26,0 24,0 V L
	2.0 i	79			11.91	04.94	13.0460-4911.2	604911	20389 15,4 Einbausatz
	2.0 i	89			11.91	04.94	13.0460-0264.2	610264	
	2.0 Turbo	104			09.92	04.94			
	2.1 D	60			11.91	04.94			
	2.1 TD	80			11.91	04.94			
	3.0 V6	123			11.91	04.94			
	2.0 i	79			11.91	04.94	24.0112-0136.2	412136	251 12,0 10,8
	2.0 i	89			11.91	04.94			
	2.0 Turbo	104			09.92	04.94			
	2.1 D	60			11.91	04.94			
	2.1 TD	80			11.91	04.94			
	3.0 V6	123			11.91	04.94			
CITROEN XM (Y4) Limousine (94-00)									
	2.0 16V	97			05.94	10.00	13.0460-3947.2	603947	21505 17,0 +/-WK
	2.0 Turbo	108			05.94	10.00			
	2.1 TD	80			05.94	10.00			
	2.5 TD	95	ORGA 07475		05.94	10.00			
	3.0 24V	147			05.94	10.00			
	3.0 V6	123			05.94	10.00			
	2.5 TD	95	ORGA 07476		10.00	10.00	13.0460-3986.2	603986	23135 18,0 +/-WK/S
	3.0 V6	140			04.97	10.00			
	2.0 16V	97			05.94	10.00	24.0126-0100.1	426100	283 26,0 24,0 V L
	2.0 Turbo	108			05.94	10.00			
	2.1 TD	80			05.94	10.00			
	2.5 TD	95	ORGA 07475		05.94	10.00			
	3.0 24V	147			05.94	10.00			
	3.0 V6	123			05.94	10.00			
	2.5 TD	95	ORGA 07476		10.00	10.00	24.0128-0178.1	428178	288 28,0 26,0 V
	3.0 V6	140			04.97	10.00			
	2.0 16V	97			05.94	10.00	24.0751-1118.3	360168	Radsensor L=1300
	2.0 Turbo	108			05.94	10.00			
	2.1 TD	80			05.94	10.00			
	2.5 TD	95			05.94	10.00			
	3.0 24V	147			05.94	10.00			
	3.0 V6	123			05.94	10.00			
	3.0 V6	140			04.97	10.00			
	2.0 16V	97			05.94	10.00	13.0460-4956.2	604956	20162 15,4 Einbausatz
	2.0 Turbo	108			05.94	10.00	13.0460-0437.2	610437	
	2.1 TD	80			05.94	10.00			
	2.5 TD	95			05.94	10.00			
	3.0 24V	147			05.94	10.00			
	3.0 V6	123			05.94	10.00			
	3.0 V6	140			04.97	10.00			
	2.0 16V	97			05.94	10.00	24.0109-0121.2	409121	224 9,0 8,0
	2.0 Turbo	108			05.94	10.00			
	2.1 TD	80			05.94	10.00			
	2.5 TD	95			05.94	10.00			
	3.0 24V	147			05.94	10.00			
	3.0 V6	123			05.94	10.00			
	3.0 V6	140			04.97	10.00			
	2.0 16V	97	ORGA 07289		05.94	10.00	24.0711-1631.3	360264	Radsensor L=832
	2.0 Turbo	108	ORGA 07289		05.94	10.00			
	2.1 TD	80	ORGA 07289		05.94	10.00			
	2.5 TD	95	ORGA 07289		05.94	10.00			
	3.0 24V	147	ORGA 07289		05.94	10.00			
	3.0 V6	123	ORGA 07289		05.94	10.00			
CITROEN XM (Y4) Kombi (94-00)									
	2.0 16V	97			05.94	10.00	13.0460-3947.2	603947	21505 17,0 +/-WK
	2.0 Turbo	108			05.94	10.00			
	2.1 D	60			07.94	06.96			
	2.1 TD	80			05.94	10.00			
	2.5 TD	95	ORGA 07475		05.94	10.00			
	3.0 V6	123			05.94	10.00			
	2.5 TD	95	ORGA 07476		10.00	10.00	13.0460-3986.2	603986	23135 18,0 +/-WK/S
	3.0 V6	140			04.97	10.00			
	2.0 16V	97			05.94	10.00	24.0126-0100.1	426100	283 26,0 24,0 V L
	2.0 Turbo	108			05.94	10.00			
	2.1 D	60			07.94	06.96			
	2.1 TD	80			05.94	10.00			
	2.5 TD	95	ORGA 07475		05.94	10.00			
	3.0 V6	123			05.94	10.00			
	2.5 TD	95	ORGA 07476		10.00	10.00	24.0128-0178.1	428178	288 28,0 26,0 V
	3.0 V6	140			04.97	10.00			
	2.0 16V	97			05.94	10.00	24.0751-1118.3	360168	Radsensor L=1300
	2.0 Turbo	108			05.94	10.00			
	2.1 D	60			07.94	06.96			
	2.1 TD	80			05.94	10.00			
	2.5 TD	95			05.94	10.00			
	3.0 V6	123			05.94	10.00			
	3.0 V6	140			04.97	10.00			

								
CITROEN XM (Y4) Kombi (94-00)								
	2.0 16V 2.0 Turbo 2.1 D 2.1 TD 2.5 TD 3.0 V6 3.0 V6	97 108 60 80 95 123 140	05.94 05.94 07.94 05.94 05.94 05.94 04.97	10.00 10.00 06.96 10.00 10.00 10.00 10.00	13.0460-4911.2 13.0460-0264.2	604911 610264		20389 15,4 Einbausatz CIT
	2.0 16V 2.0 Turbo 2.1 D 2.1 TD 2.5 TD 3.0 V6 3.0 V6	97 108 60 80 95 123 140	05.94 05.94 07.94 05.94 05.94 05.94 04.97	10.00 10.00 06.96 10.00 10.00 10.00 10.00	24.0112-0136.2	412136		251 12,0 10,8
	2.0 16V 2.0 Turbo 2.1 D 2.1 TD 2.5 TD 3.0 V6	97 108 60 80 95 123	05.94 05.94 07.94 05.94 05.94 05.94	10.00 10.00 06.96 10.00 10.00 10.00	24.0711-1631.3	360264	2 	Radsensor L=832
CITROEN XSARA (N1) Limousine (97-05)								
	1.4 i 1.5 D	55 42	04.97 04.97	08.00 - ABS 08.00 - ABS	13.0460-3977.2	603977		21980 18,0 +/-WE/S BOS
	1.4 i 1.5 D 1.6 i 1.8 D 1.8 i 1.8 i 1.8 TD 1.9 D 1.9 D 1.9 SD 1.9 TD	55 42 65 43 66 74 66 50 51 55 66	04.97 04.97 04.97 04.97 04.97 10.97 04.97 07.98 01.98 04.97	08.00 + ABS 08.00 + ABS 08.00 08.00 08.00 - (BR) 08.00 08.00 08.00 08.00 08.00	13.0460-7088.2	607088		21827 17,3 + ATE
	1.8 16V 1.8 i 2.0 16V 2.0 HDi 90	81 74 97 66	04.97 04.97 07.98 02.99	08.00 08.00 + (BR) 08.00 08.00	13.0460-3978.2 13.0460-2829.2	603978 602829		23332 18,0 +/-Zub/S BOS 23124 19,0 +/-WK/S LUC
	1.4 HDi 70 1.4 i 1.6 16V 1.9 D 2.0 HDi 90	50 55 80 51 66	01.03 09.00 09.00 09.00 09.00	03.05 03.05 03.05 03.05 03.05	13.0460-3994.2 13.0470-3994.2	603994 LD3994		23599 19,0 /Zub/S BOS 23599 19,0 /Zub/S BOS
	2.0 16V 2.0 16V 2.0 HDi 110	100 120 80	09.00 04.97 05.01	09.00 09.00 05.01	13.0460-2817.2	602817		21674 19,0 +/-WK/S LUC
	2.0 16V 2.0 16V 2.0 HDi 110	100 ORGA 09185 120 ORGA 09185 80 ORGA 09185		03.05 03.05 03.05	13.0460-3966.2 13.0470-3966.2	603966 LD3966		23600 19,4 /Zub/S BOS 23600 19,4 /Zub/S BOS
	1.4 i 1.5 D	55 42	04.97 04.97	08.00 - ABS 08.00 - ABS	24.0113-0185.1	413185		248 13,0 11,0 +S +B
	1.4 i 1.5 D 1.6 i 1.8 D 1.8 i 1.8 i 1.8 TD 1.9 D 1.9 D 1.9 SD 1.9 TD	55 42 65 43 66 74 66 50 51 55 66	04.97 04.97 04.97 04.97 04.97 10.97 04.97 07.98 01.98 04.97	08.00 + ABS 08.00 + ABS 08.00 08.00 08.00 - (BR) 08.00 08.00 08.00 08.00 08.00	24.0120-0132.1 24.0320-0132.1	420132 520132		247 20,4 18,5 V +S +B 247 20,4 18,5 V +S +B PD
	1.8 16V 1.8 i 2.0 16V 2.0 HDi 90	81 74 97 66	04.97 04.97 07.98 02.99	08.00 08.00 + (BR) 08.00 08.00	24.0120-0133.1 24.0320-0133.1	420133 520133		266 20,5 18,5 V +S +B 266 20,5 18,5 V +S +B PD
	1.4 HDi 70 1.4 i 1.6 16V 1.9 D 2.0 HDi 90	50 55 80 51 66	01.03 09.00 09.00 09.00 09.00	03.05 03.05 03.05 03.05 03.05	24.0122-0194.1	422194		266 22,0 20,0 V +S +B
	2.0 16V 2.0 16V 2.0 HDi 110	100 120 80	09.00 04.97 05.01	09.00 09.00 05.01	24.0122-0142.1	422142		283 22,0 20,0 V L +B
	2.0 16V 2.0 16V 2.0 HDi 110	100 ORGA 09185 120 ORGA 09185 80 ORGA 09185		03.05 03.05 03.05	24.0126-0120.1 24.0326-0120.1	426120 526120		283 26,0 24,0 V +S +B 283 26,0 24,0 V +S +B PD
	1.6 16V 1.8 16V 1.8 i 2.0 16V 2.0 16V 2.0 16V 2.0 HDi 110	80 81 74 97 100 120 80	09.00 04.97 04.97 07.98 09.00 04.97 05.01	03.05 09.00 09.00 + (BR) 09.00 03.05 09.00 03.05	13.0460-3823.2 13.0460-0435.2	603823 610435		20974 11,0 Einbausatz BDX BDX

									
CITROEN XSARA (N1) Limousine (97-05)									
	2.0 HDi 90	66		02.99	03.05		13.0460-3823.2 603823 13.0460-0435.2 610435	20974 11,0 Einbausatz	BDX BDX
	1.6 16V 1.8 16V 1.8 i 2.0 16V 2.0 16V 2.0 16V 2.0 HDi 110 2.0 HDi 90	80 81 74 97 100 120 80 66		09.00 04.97 04.97 07.98 09.00 04.97 05.01 02.99	03.05 08.00 08.00 +  08.00 03.05 08.00 03.05		24.0108-0106.1 408106	247 8,0 6,0 +S +B	
	1.4 i 1.5 D 1.6 i 1.8 D 1.8 i 1.8 i 1.8 TD 1.9 D 1.9 D	55 42 65 43 66 74 66 50 51		04.97 04.97 04.97 04.97 04.97 10.97 04.97 07.98	08.00 - ABS 08.00 - ABS 08.00 - ABS 08.00 - ABS 08.00 - ABS 08.00 - ABS 08.00 - ABS 08.00 - ABS		03.0137-0261.2 650261 03.0137-0197.2 650197 03.0137-9086.2 669086 03.0137-9175.2 669175	180 x 32 180 x 32 HEB Einbausatz Einbausatz	BDX LUC BDX LUC
	1.4 HDi 70 1.4 i 1.4 i 1.5 D 1.6 i 1.8 D 1.8 i 1.8 i 1.8 TD 1.9 D 1.9 D 1.9 D 1.9 SD 1.9 TD	50 55 55 42 65 43 66 74 66 50 51 51 55 66		01.03 04.97 09.00 04.97 04.97 04.97 04.97 10.97 04.97 07.98 09.00 01.98 04.97	03.05 + ABS 03.05 + ABS + ABS + ABS + ABS + ABS + ABS + ABS + ABS 03.05 08.00		03.0137-0312.2 650312 03.0137-9158.2 669158	203 x 38 HEB Einbausatz	LUC LUC
	1.4 i 1.5 D 1.6 i 1.8 D 1.8 i 1.8 i 1.8 TD 1.9 D 1.9 D	55 42 65 43 66 74 66 50 51		04.97 04.97 04.97 04.97 04.97 10.97 04.97 07.98	08.00 - ABS 08.00 - ABS 08.00 - ABS 08.00 - ABS 08.00 - ABS 08.00 - ABS 08.00 - ABS		24.0218-0016.1 480011 24.0218-0716.2 480203	180/181 x 44,5 - Lager 180/181 x 44,5 + Lager	
	1.4 HDi 70 1.4 i 1.4 i 1.5 D 1.6 i 1.8 D 1.8 i 1.8 i 1.8 TD 1.9 D 1.9 D 1.9 D 1.9 SD 1.9 TD	50 55 55 42 65 43 66 74 66 50 51 51 55 66		01.03 04.97 09.00 04.97 04.97 04.97 04.97 10.97 04.97 07.98 09.00 01.98 04.97	03.05 + ABS 03.05 + ABS + ABS + ABS + ABS + ABS + ABS + ABS + ABS 03.05 08.00		24.0220-3014.1 480090	203/204,4 x 46,5	
	1.4 i 1.5 D 1.6 i 1.8 D 1.8 i 1.8 i 1.8 TD 1.9 D 1.9 D	55 42 65 43 66 74 66 50 51		04.97 04.97 04.97 04.97 04.97 10.97 04.97 07.98	08.00 - ABS 08.00 - ABS 08.00 - ABS 08.00 - ABS 08.00 - ABS 08.00 - ABS 08.00 - ABS		03.0520-2620.3 692620 03.0520-2520.3 692520	20,64/180x32 TopKit 20,64/180x32 TopKit	BDX LUC
	1.4 i 1.5 D 1.6 i 1.8 D 1.8 i 1.8 i 1.8 TD 1.9 D 1.9 D 1.9 SD 1.9 TD	55 42 65 43 66 74 66 50 51 55 66	ORGA 08210	04.97 04.97 04.97 04.97 04.97 10.97 04.97 07.98 01.98 04.97	+ ABS + ABS + ABS + ABS + ABS + ABS + ABS + ABS + ABS		03.0520-5720.3 695720	20,64/203x39 TopKit	LUC
	1.4 i 1.5 D 1.6 i 1.8 D 1.8 i 1.8 i 1.8 TD 1.9 D	55 42 65 43 66 74 66 50	ORGA 08211	08.00 08.00 08.00 08.00 08.00 04.97 08.00	+ ABS + ABS + ABS + ABS + ABS + ABS + ABS		03.0520-6420.3 696420	20,64/203x39 TopKit	LUC

CITROEN XSARA (N1) Limousine (97-05)											
	1.9 D 1.9 SD 1.9 TD	51 55 66	ORGA 08211 ORGA 08211 ORGA 08211		08.00 + ABS 08.00 08.00 + ABS		03.0520-6420.3	696420			20,64/203x39 TopKit LUC
CITROEN XSARA (N2) Kombi (97-05)											
	1.4 i 1.5 D 1.6 i 1.8 D 1.9 D 1.9 D	55 42 65 43 50 51			10.97 08.00 - ABS 10.97 08.00 - ABS 10.97 08.00 - ABS 10.97 08.00 - ABS 10.97 08.00 - ABS 07.98 08.00 - ABS		13.0460-7088.2	607088			21827 17,3 + ATE
	1.4 i 1.5 D 1.6 i 1.8 16V 1.8 D 1.8 i 1.8 i 1.9 D 1.9 D 1.9 SD 1.9 TD 2.0 16V 2.0 HDi 90	55 42 65 81 43 66 74 50 51 55 66 97 66			10.97 08.00 + ABS 10.97 08.00 + ABS 10.97 08.00 + ABS 10.97 08.00 + ABS 10.97 08.00 + ABS 10.97 08.00 10.97 08.00 10.97 08.00 + ABS 07.98 08.00 + ABS 01.98 08.00 10.97 08.00 07.98 08.00 09.98 08.00		13.0460-3978.2 13.0460-2829.2	603978 602829			23332 18,0 +/Zub/S BOS 23124 19,0 +/WK/S LUC
	1.4 HDi 70 1.4 i 1.6 16V 1.9 D 2.0 HDi 90	50 55 80 51 66			01.03 08.05 09.00 08.05 09.00 08.05 09.00 08.05 09.00 08.05		13.0460-3994.2 13.0470-3994.2	603994 LD3994			23599 19,0 /Zub/S BOS 23599 19,0 /Zub/S BOS
	2.0 16V 2.0 HDi 110	100 80	ORGA 09184 ORGA 09184	09.00 05.01			13.0460-2817.2	602817			21674 19,0 +/WK/S LUC
	2.0 16V 2.0 HDi 110	100 80	ORGA 09185 ORGA 09185		08.05 08.05		13.0460-3966.2 13.0470-3966.2	603966 LD3966			23600 19,4 /Zub/S BOS 23600 19,4 /Zub/S BOS
	1.4 i 1.5 D 1.6 i 1.8 D 1.9 D 1.9 D	55 42 65 43 50 51			10.97 08.00 - ABS 10.97 08.00 - ABS 10.97 08.00 - ABS 10.97 08.00 - ABS 10.97 08.00 - ABS 07.98 08.00 - ABS		24.0120-0132.1 24.0320-0132.1 24.0124-0127.1	420132 520132 424127			247 20,4 18,5 V +S +B 247 20,4 18,5 V +S +B PD 280 24,0 21,9 V +B
	1.4 i 1.5 D 1.6 i 1.8 16V 1.8 D 1.8 i 1.8 i 1.9 D 1.9 D 1.9 SD 1.9 TD 2.0 16V 2.0 HDi 90	55 42 65 81 43 66 74 50 51 55 66 97 66			10.97 08.00 + ABS 10.97 08.00 + ABS 10.97 08.00 + ABS 10.97 08.00 10.97 08.00 + ABS 10.97 08.00 10.97 08.00 + ABS 07.98 08.00 + ABS 01.98 08.00 10.97 08.00 07.98 08.00 09.98 08.00		24.0120-0133.1 24.0320-0133.1	420133 520133			266 20,5 18,5 V +S +B 266 20,5 18,5 V +S +B PD
	1.4 HDi 70 1.4 i 1.6 16V 1.9 D 2.0 HDi 90	50 55 80 51 66			01.03 08.05 09.00 08.05 09.00 08.05 09.00 08.05 09.00 08.05		24.0122-0194.1	422194			266 22,0 20,0 V +S +B
	2.0 16V 2.0 HDi 110	100 80	ORGA 09184 ORGA 09184	09.00 05.01			24.0122-0142.1	422142			283 22,0 20,0 V L +B
	2.0 16V 2.0 HDi 110	100 80	ORGA 09185 ORGA 09185		08.05 08.05		24.0126-0120.1 24.0326-0120.1	426120 526120			283 26,0 24,0 V +S +B 283 26,0 24,0 V +S +B PD
	1.6 16V 1.8 16V 1.8 i 2.0 16V 2.0 16V 2.0 HDi 110 2.0 HDi 90	80 81 74 97 100 80 66			09.00 08.05 10.97 08.00 10.97 08.00 + (BR) 07.98 08.00 09.00 08.05 05.01 08.05 09.98 08.05		13.0460-3823.2 13.0460-0435.2	603823 610435			20974 11,0 BDX Einbausatz BDX
	1.6 16V 1.8 16V 1.8 i 2.0 16V 2.0 16V 2.0 HDi 110 2.0 HDi 90	80 81 74 97 100 80 66			09.00 08.05 10.97 08.00 10.97 08.00 + (BR) 07.98 08.00 09.00 08.05 05.01 08.05 09.98 08.05		24.0108-0106.1	408106			247 8,0 6,0 +S +B
	1.4 HDi 70 1.4 i 1.5 D 1.6 i 1.8 D 1.8 i 1.8 i 1.9 D 1.9 D 1.9 SD	50 55 42 65 43 66 74 50 51 55			01.03 08.05 10.97 08.05 10.97 08.00 10.97 08.00 10.97 08.00 10.97 08.00 10.97 08.00 - (BR) 10.97 08.00 07.98 08.05 01.98 08.00		03.0137-0370.2 03.0137-9228.2	650370 669228			229 x 42 HEB BDX Einbausatz BDX



CITROEN XSARA (N2) Kombi (97-05)

	1.9 TD	66		10.97	08.00		03.0137-0370.2	650370		229 x 42 HEB	BDX
							03.0137-9228.2	669228		Einbausatz	BDX
	1.4 HDi 70	50		01.03	08.05		24.0222-8017.1	480071		229/230 x 50,5	
	1.4 i	55		10.97	08.05						
	1.5 D	42		10.97	08.00						
	1.6 i	65		10.97	08.00						
	1.8 D	43		10.97	08.00						
	1.8 i	66		10.97	08.00						
	1.8 i	74		10.97	08.00	- BR					
	1.9 D	50		10.97	08.00						
	1.9 D	51		07.98	08.05						
	1.9 SD	55		01.98	08.00						
	1.9 TD	66		10.97	08.00						
	1.4 i	55		10.97	08.00	- ABS	03.0520-6720.3	696720		20,64/229x42 TopKit	BDX
	1.5 D	42		10.97	08.00	- ABS					
	1.6 i	65		10.97	08.00	- ABS					
	1.8 D	43		10.97	08.00	- ABS					
	1.9 D	50		10.97	08.00	- ABS					
	1.9 D	51		07.98	08.00	- ABS					
	1.4 HDi 70	50		01.03	08.05		03.0520-5822.3	695822		22,20/229x42 TopKit	BDX
	1.4 i	55		10.97	08.00	+ ABS					
	1.4 i	55		09.00	08.05						
	1.5 D	42		10.97	08.00	+ ABS					
	1.6 i	65		10.97	08.00	+ ABS					
	1.8 D	43		10.97	08.00	+ ABS					
	1.8 i	66		10.97	08.00						
	1.8 i	74		10.97	08.00	- BR					
	1.9 D	50		10.97	08.00	+ ABS					
	1.9 D	51		07.98	08.00	+ ABS					
	1.9 D	51		09.00	08.05						
	1.9 SD	55		01.98	08.00						
	1.9 TD	66		10.97	08.00						









CITROEN XSARA (N0) Coupe (97-05)

	1.4 i	55		02.98	08.00	- ABS	13.0460-3977.2	603977		21980 18,0 +/WE/S	BOS
	1.4 i	55		02.98	08.00	+ ABS	13.0460-7088.2	607088		21827 17,3 +	ATE
	1.6 i	65		02.98	08.00						
	1.8 i	66		02.98	08.00						
	1.8 i	74		04.97	08.00	- BR					
	1.9 D	50		02.98	08.00						
	1.9 D	51		02.98	08.00						
	1.9 TD	66		02.98	08.00						
	1.8 16V	81		02.98	08.00		13.0460-3978.2	603978		23332 18,0 +/Zub/S	BOS
	1.8 i	74		04.97	08.00	+ BR	13.0460-2829.2	602829		23124 19,0 +/WK/S	LUC
	2.0 HDi 90	66		02.99	08.00						
	1.4 HDi 70	50		01.03	03.05		13.0460-3994.2	603994		23599 19,0 /Zub/S	BOS
	1.4 i	55		09.00	03.05		13.0470-3994.2	LD3994		23599 19,0 /Zub/S	BOS
	1.6 16V	80		09.00	03.05						
	1.9 D	51		09.00	03.05						
	2.0 HDi 90	66		09.00	03.05						
	2.0	97	ORGA 09184	08.98			13.0460-2817.2	602817		21674 19,0 +/WK/S	LUC
	2.0 16V	100	ORGA 09184	09.00							
	2.0 16V	120	ORGA 09184	02.98							
	2.0 HDi 110	80	ORGA 09184	05.01							
	2.0	97	ORGA 09185		08.00		13.0460-3966.2	603966		23600 19,4 /Zub/S	BOS
	2.0 16V	100	ORGA 09185		03.05		13.0470-3966.2	LD3966		23600 19,4 /Zub/S	BOS
	2.0 16V	120	ORGA 09185		03.05						
	2.0 HDi 110	80	ORGA 09185		03.05						
	1.4 i	55		02.98	08.00	- ABS	24.0113-0185.1	413185		248 13,0 11,0 +S +B	
	1.4 i	55		02.98	08.00	+ ABS	24.0120-0132.1	420132		247 20,4 18,5 V +S +B	
	1.6 i	65		02.98	08.00		24.0320-0132.1	520132		247 20,4 18,5 V +S +B PD	
	1.8 i	66		02.98	08.00						
	1.8 i	74		04.97	08.00	- BR					
	1.9 D	50		02.98	08.00						
	1.9 D	51		02.98	08.00						
	1.9 TD	66		02.98	08.00						
	1.8 16V	81		02.98	08.00		24.0120-0133.1	420133		266 20,5 18,5 V +S +B	
	1.8 i	74		04.97	08.00	+ BR	24.0320-0133.1	520133		266 20,5 18,5 V +S +B PD	
	2.0 HDi 90	66		02.99	08.00						
	1.4 HDi 70	50		01.03	03.05		24.0122-0194.1	422194		266 22,0 20,0 V +S +B	
	1.4 i	55		09.00	03.05						
	1.6 16V	80		09.00	03.05						
	1.9 D	51		09.00	03.05						
	2.0 HDi 90	66		09.00	03.05						
	2.0	97	ORGA 09184	08.98			24.0122-0142.1	422142		283 22,0 20,0 V L +B	
	2.0 16V	100	ORGA 09184	09.00							
	2.0 16V	120	ORGA 09184	02.98							
	2.0 HDi 110	80	ORGA 09184	05.01							
	2.0	97	ORGA 09185		08.00		24.0126-0120.1	426120		283 26,0 24,0 V +S +B	
	2.0 16V	100	ORGA 09185		03.05		24.0326-0120.1	526120		283 26,0 24,0 V +S +B PD	
	2.0 16V	120	ORGA 09185		03.05						
	2.0 HDi 110	80	ORGA 09185		03.05						








































CITROEN XSARA (N0) Coupe (97-05)											
	1.6 16V	80		09.00	03.05	13.0460-3823.2	603823			20974 11,0 Einbausatz	BDX BDX
	1.8 16V	81		02.98	08.00	13.0460-0435.2	610435				
	1.8 i	74		04.97	08.00 + (BR)						
	2.0	97		08.98	08.00						
	2.0 16V	100		09.00	03.05						
	2.0 16V	120		02.98	03.05						
	2.0 HDi 110	80		05.01	03.05						
	2.0 HDi 90	66		02.99	03.05						
	1.6 16V	80		09.00	03.05	24.0108-0106.1	408106			247 8,0 6,0 +S +B	
	1.8 16V	81		02.98	08.00						
	1.8 i	74		04.97	08.00 + (BR)						
	2.0	97		08.98	08.00						
	2.0 16V	100		09.00	03.05						
	2.0 16V	120		02.98	03.05						
	2.0 HDi 110	80		05.01	03.05						
	2.0 HDi 90	66		02.99	03.05						
	1.4 i	55		02.98	08.00 - ABS	03.0137-0261.2	650261			180 x 32 180 x 32 HEB Einbausatz Einbausatz	BDX LUC BDX LUC
	1.6 i	65		02.98	08.00 - ABS	03.0137-0197.2	650197				
	1.8 i	66		02.98	08.00 - ABS	03.0137-9086.2	669086				
	1.8 i	74		04.97	08.00 - ABS/ - (BR)	03.0137-9175.2	669175				
	1.9 D	50		02.98	08.00 - ABS						
	1.9 D	51		02.99	08.00 - ABS						
	1.4 HDi 70	50		01.03	03.05	03.0137-0312.2	650312				
	1.4 i	55		02.98	08.00 + ABS	03.0137-9158.2	669158				
	1.4 i	55		09.00	03.05					203 x 38 HEB Einbausatz	LUC LUC
	1.6 i	65		02.98	08.00 + ABS						
	1.8 i	66		02.98	08.00 + ABS						
	1.8 i	74		04.97	08.00 + ABS/ - (BR)						
	1.9 D	50		02.98	08.00 + ABS						
	1.9 D	51		02.99	08.00 + ABS						
	1.9 TD	66		02.98	08.00						
	1.4 i	55		02.98	08.00 - ABS	24.0218-0016.1	480011				
	1.6 i	65		02.98	08.00 - ABS	24.0218-0716.2	480203				
	1.8 i	66		02.98	08.00 - ABS						
	1.8 i	74		04.97	08.00 - ABS/ - (BR)						
	1.9 D	50		02.98	08.00 - ABS						
	1.9 D	51		02.99	08.00 - ABS						
	1.4 HDi 70	50		01.03	03.05	24.0220-3014.1	480090				
1.4 i	55		02.98	08.00 + ABS							
1.4 i	55		09.00	03.05							
1.6 i	65		02.98	08.00 + ABS							
1.8 i	66		02.98	08.00 + ABS							
1.8 i	74		04.97	08.00 + ABS/ - (BR)							
1.9 D	50		02.98	08.00 + ABS							
1.9 D	51		02.99	08.00 + ABS							
1.9 TD	66		02.98	08.00							
	1.4 i	55		02.98	08.00 - ABS	03.0520-2620.3	692620			20,64/180x32 TopKit 20,64/180x32 TopKit	BDX LUC
	1.6 i	65		02.98	08.00 - ABS	03.0520-2520.3	692520				
	1.8 i	66		02.98	08.00 - ABS						
	1.8 i	74		04.97	08.00 - ABS/ - (BR)						
	1.9 D	50		02.98	08.00 - ABS						
	1.9 D	51		02.99	08.00 - ABS						
	1.4 i	55	ORGA 08210	02.98	+ ABS	03.0520-5720.3	695720				
	1.6 i	65	ORGA 08210	02.98	+ ABS						
	1.8 i	66	ORGA 08210	02.98	+ ABS						
	1.8 i	74		04.97	08.00 + ABS/ - (BR)						
	1.9 TD	66		02.98	08.00 - ABS						
	1.4 i	55	ORGA 08211		08.00 + ABS	03.0520-6420.3	696420				
	1.6 i	65	ORGA 08211		08.00 + ABS						
	1.8 i	66	ORGA 08211		08.00 + ABS						
1.8 i	74		04.97	08.00 + ABS/ - (BR)							
1.9 D	50		02.98	08.00 + ABS							
1.9 D	51		02.99	08.00 + ABS							
1.9 TD	66		02.98	08.00 + ABS							
CITROEN XSARA Picasso (N68) (00-10)											
	1.6	65		06.00	03.10	13.0460-2862.2	602862			23346 19,0 /WE/S	LUC
	1.6	67		06.02	03.10						
	1.6	70		09.00	03.10						
	1.6 16V	80		09.05	03.10						
	1.6 HDi 110	80		05.04	03.10						
	1.6 HDi 90	66		09.05	03.10						
	1.8 16V	85		02.00	03.10						
	2.0 16V	100		01.03	03.10						
	2.0 HDi			06.00	03.10						
	1.6	65		06.00	03.10 - ESP	13.0460-3994.2	603994				
	1.6	67		06.02	03.10 - ESP	13.0470-3994.2	LD3994				
	1.6	70		09.00	03.10 - ESP						
	1.6 16V	80		09.05	03.10 - ESP						
	1.6 HDi 110	80		05.04	03.10 - ESP						
1.6 HDi 90	66		09.05	03.10 - ESP							
1.8 16V	85		02.00	03.10 - ESP							
2.0 16V	100		01.03	03.10 - ESP/ + Schaltgetriebe 1)							
2.0 HDi			06.00	03.10 - ESP							

1) - ESP/ + manual transm. / - ESP/+ scatola cambio velocità / - ESP/ + transmission mécanique / - ESP/ + cambio de velocidad

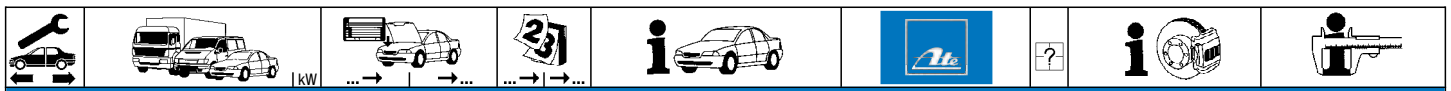
CITROEN XSARA Picasso (N68) (00-10)									
	1.6 1.6 1.6 1.6 16V 1.6 HDi 110 1.6 HDi 90 1.8 16V 2.0 16V 2.0 16V 2.0 HDi	65 67 70 80 80 66 85 100 100		06.00 06.02 09.00 09.05 05.04 09.05 02.00 01.03 01.03 06.00	03.10 03.10 03.10 03.10 03.10 03.10 03.10 03.10 03.10 03.10	+ ESP + ESP + ESP + ESP + ESP + ESP + ESP + Automatikgetriebe ¹⁾ + ESP/ + Schaltgetriebe ²⁾ + ESP	13.0460-3811.2 603811		23708 19,2 /S BOS
	1.6 1.6 1.6 1.6 16V 1.6 HDi 110 1.6 HDi 90 1.8 16V 2.0 HDi	65 67 70 80 80 66 85		06.00 06.02 09.00 09.05 05.04 09.05 02.00 06.00	03.10 03.10 03.10 03.10 03.10 03.10 03.10 03.10		24.0120-0133.1 420133 24.0320-0133.1 520133	nur für Lucas-Sättel ³⁾ nur für Lucas-Sättel ³⁾	266 20,5 18,5 V +S +B 266 20,5 18,5 V +S +B PD
	1.6 1.6 1.6 1.6 16V 1.6 HDi 110 1.6 HDi 90 1.8 16V 2.0 16V 2.0 HDi	65 67 70 80 80 66 85 100		06.00 06.02 09.00 09.05 05.04 09.05 02.00 01.03 06.00	03.10 03.10 03.10 03.10 03.10 03.10 03.10 03.10 03.10	- ESP - ESP - ESP - ESP - ESP - ESP - ESP - ESP/ + Schaltgetriebe ⁴⁾ - ESP	24.0122-0194.1 422194		266 22,0 20,0 V +S +B
	1.6 1.6 1.6 1.6 16V 1.6 HDi 110 1.6 HDi 90 1.8 16V 2.0 16V 2.0 HDi	65 67 70 80 80 66 85 100 100		06.00 06.02 09.00 09.05 05.04 09.05 02.00 01.03 01.03 06.00	03.10 03.10 03.10 03.10 03.10 03.10 03.10 03.10 03.10 03.10	+ ESP + ESP + ESP + ESP + ESP + ESP + ESP + Automatikgetriebe ¹⁾ + ESP/ + Schaltgetriebe ²⁾ + ESP	24.0126-0120.1 426120 24.0326-0120.1 526120		283 26,0 24,0 V +S +B 283 26,0 24,0 V +S +B PD
	1.6 16V 1.6 HDi 110 1.6 HDi 90 1.8 16V 2.0 16V 2.0 HDi	80 80 66 85 ORGA 09492 100 ORGA 09821 ORGA 09492		09.05 05.04 09.05 03.10 03.10 03.10	03.10 03.10 03.10 + ESP + ESP + ESP		13.0460-2823.2 602823 13.0470-2823.2 LD2823		23554 17,2 /S LUC 23554 17,2 /S LUC
	1.6 16V 1.6 HDi 110 1.6 HDi 90 1.8 16V 2.0 16V 2.0 HDi	80 80 66 85 ORGA 09492 100 ORGA 09821 ORGA 09492		09.05 05.04 09.05 03.10 03.10 03.10	03.10 03.10 03.10 + ESP + ESP + ESP		24.0109-0137.1 409137		247 9,0 8,0 +S +B
	1.6 1.6 1.6 1.8 16V 1.8 16V 2.0 HDi 2.0 HDi	65 67 70 85 85 ORGA 09492 ORGA 09492		06.00 06.02 09.00 02.00 06.00 03.10	03.10 03.10 03.10 03.10 - ESP - ESP - ESP		03.0137-0341.2 650341 03.0137-9220.2 669220		229 x 42 HEB LUC Einbausatz LUC
	1.6 1.6 1.6 1.8 16V 1.8 16V 2.0 HDi 2.0 HDi	65 67 70 85 85 ORGA 09492 ORGA 09492		06.00 06.02 09.00 02.00 06.00 03.10	03.10 03.10 03.10 03.10 - ESP - ESP - ESP		24.0222-8017.1 480071		229/230 x 50,5
	1.6 1.6 1.6 1.8 16V 1.8 16V 2.0 HDi 2.0 HDi	65 67 70 85 85 ORGA 09492 ORGA 09492		06.00 06.02 09.00 02.00 06.00 03.10	03.10 03.10 03.10 03.10 - ESP - ESP - ESP		03.0520-6322.3 696322		22,20/229x42 TopKit LUC
CITROEN ZX (N2) Limousine (91-97)									
	1.1 1.1 1.4 1.4 i 1.6 i 1.9 TD	40 44 55 55 65 66		03.91 03.91 03.91 03.91 03.91 07.92	08.93 06.97 06.97 06.97 06.97 06.97		13.0460-3952.2 603952 13.0460-0403.2 610403		20905 18,0 +/-WK BDX Einbausatz BDX
	1.6 i 1.8 16V 1.8 i 1.9 i 1.9 TD 2.0 i	65 81 74 88 66 89		03.91 01.96 07.92 03.91 07.92 07.92	06.97 06.97 06.97 06.97 06.97 06.97		13.0460-2981.2 602981		21460 18,0 +/-WK/S LUC
	1.8 D 1.9 D	44 47		06.93 03.91	06.97 06.97		13.0460-3952.2 603952		20905 18,0 +/-WK BDX

1) + autom.transmission / + scatola cambio automatico / + transmission automatique / + cambio automático
2) + ESP/ + manual transm. / + ESP/+ scatola cambio velocità / + ESP/ + transmission mécanique / + ESP/ + cambio de velocidad
3) only for Lucas calipers / solo per pinze Lucas / seulement pour étriers Lucas / solo para pinzas Lucas
4) - ESP/ + manual transm. / - ESP/+ scatola cambio velocità / - ESP/ + transmission mécanique / - ESP/ + cambio de velocidad

										
CITROEN ZX (N2) Limousine (91-97)										
	1.9 D	50		06.94	06.97		13.0460-3952.2	603952	20905 18,0 +/WK	BDX
	1.8 D	44	ORGA 06049	06.93			13.0460-2825.2	602825	21614 17,7 +/WK	LUC
	1.9 D	47	ORGA 06049	03.91			13.0460-0060.2	610060	Einbausatz	LUC
	2.0	122		09.96	10.97		13.0460-2817.2	602817	21674 19,0 +/WK/S	LUC
	2.0 16V	120		05.96	06.97					
	1.1	40		03.91	08.93		24.0110-0187.1	410187	247 10,0 9,0 +S +B	
	1.1	44		03.91	06.97					
	1.4	55		03.91	06.97					
	1.4 i	55		03.91	06.97					
	1.9 TD	66		07.92	06.97					
	1.6 i	65		03.91	06.97		24.0120-0132.1	420132	247 20,4 18,5 V +S +B	
	1.8 16V	81		01.96	06.97		24.0320-0132.1	520132	247 20,4 18,5 V +S +B PD	
	1.8 i	74		07.92	06.97					
	1.9 i	88		03.91	06.97					
	1.9 TD	66		07.92	06.97					
	2.0 i	89		07.92	06.97					
	1.8 D	44		06.93	06.97		24.0110-0187.1	410187	247 10,0 9,0 +S +B	
	1.9 D	47		03.91	06.97					
1.9 D	50		06.94	06.97						
	2.0	122		09.96	10.97		24.0120-0133.1	420133	266 20,5 18,5 V +S +B	
	2.0 16V	112		07.92	10.94		24.0320-0133.1	520133	266 20,5 18,5 V +S +B PD	
	2.0	122		09.96	10.97		24.0122-0142.1	422142	283 22,0 20,0 V L +B	
	2.0 16V	120		05.96	06.97					
	1.6 i	65		03.91	06.97		13.0460-3823.2	603823	20974 11,0	BDX
	1.8 16V	81		01.96	06.97		13.0460-0435.2	610435	Einbausatz	BDX
	1.8 D	44		06.93	06.97					
	1.8 i	74		07.92	06.97					
	1.9 D	47		03.91	06.97					
	1.9 D	50		06.94	06.97					
	1.9 i	88		03.91	06.97					
	1.9 TD	66		07.92	06.97					
	2.0 i	89		07.92	06.97					
	2.0	122		09.96	10.97		13.0460-3954.2	603954	20973 11,0 +	BDX
	2.0 16V	110		06.94	06.97		13.0460-0435.2	610435	Einbausatz	BDX
	2.0 16V	112		07.92	10.94					
2.0 16V	120		05.96	06.97						
	1.6 i	65		03.91	06.97		24.0108-0106.1	408106	247 8,0 6,0 +S +B	
	1.8 16V	81		01.96	06.97					
	1.8 D	44		06.93	06.97					
	1.8 i	74		07.92	06.97					
	1.9 D	47		03.91	06.97					
	1.9 D	50		06.94	06.97					
	1.9 i	88		03.91	06.97					
	1.9 TD	66		07.92	06.97					
	2.0	122		09.96	10.97					
	2.0 16V	110		06.94	06.97					
	2.0 16V	112		07.92	10.94					
	2.0 16V	120		05.96	06.97					
	2.0 i	89		07.92	06.97					
		1.1	40		03.91	08.93	- ABS	03.0137-0261.2	650261	180 x 32
1.1		44		03.91	06.97	- ABS	03.0137-0197.2	650197	180 x 32 HEB	LUC
1.4		55		03.91	06.97	- ABS	03.0137-9086.2	669086	Einbausatz	BDX
1.4 i		55		03.91	06.97	- ABS	03.0137-9175.2	669175	Einbausatz	LUC
1.6 i		65		03.91	06.97	- ABS				
1.8 D		44		06.93	06.97	- ABS				
1.8 i		74		07.92	06.97	- ABS				
1.9 D		47		03.91	06.97	- ABS				
1.9 D		50		06.94	06.97	- ABS				
1.9 TD		66		07.92	06.97	- ABS				
1.1		44 ORGA 06749			06.97	+ ABS	03.0137-0312.2	650312	203 x 38 HEB	LUC
1.4		55 ORGA 06749			06.97	+ ABS	03.0137-9158.2	669158	Einbausatz	LUC
1.4 i		55 ORGA 06749			06.97	+ ABS				
1.6 i		65 ORGA 06749			06.97	+ ABS				
1.8 16V	81		01.96	06.97						
1.8 D	44 ORGA 06749			06.97	+ ABS					
1.8 i	74 ORGA 06749			06.97	+ ABS					
1.9 D	47 ORGA 06749			06.97	+ ABS					
1.9 D	50 ORGA 06749			06.97	+ ABS					
1.9 TD	66 ORGA 06749			06.97	+ ABS					
	1.1	40		03.91	08.93	- ABS	24.0218-0016.1	480011	180/181 x 44,5 - Lager	
	1.1	44		03.91	06.97	- ABS	24.0218-0716.2	480203	180/181 x 44,5 + Lager	
	1.4	55		03.91	06.97	- ABS				
	1.4 i	55		03.91	06.97	- ABS				
	1.6 i	65		03.91	06.97	- ABS				
	1.8 D	44		06.93	06.97	- ABS				
	1.8 i	74		07.92	06.97	- ABS				
	1.9 D	47		03.91	06.97	- ABS				
	1.9 D	50		06.94	06.97	- ABS				
	1.9 TD	66		07.92	06.97	- ABS				
1.1	44 ORGA 06749			06.97	+ ABS	24.0220-3014.1	480090	203/204,4 x 46,5		
1.4	55 ORGA 06749			06.97	+ ABS					
1.4 i	55 ORGA 06749			06.97	+ ABS					
1.6 i	65 ORGA 06749			06.97	+ ABS					
1.8 16V	81		01.96	06.97						
1.8 D	44 ORGA 06749			06.97	+ ABS					

										
DACIA DOKKER (12-)										
	1.5 dCi 75	55	11.12	- ESP	13.0460-2709.2	602709		23973 17,4 /Zub/S	LUC	
	1.5 dCi 90	66	11.12	- ESP	13.0470-2709.2	LD2709		23973 17,4 /Zub/S	LUC	
	1.6 16V	61	11.12	- ESP						
	1.2 TCe 115	85	11.12		13.0460-7266.2	607266		24538 17,9 +	ATE	
	1.5 dCi 75	55	11.12	+ ESP	13.0470-7266.2	LD7266		24538 17,9 +	ATE	
	1.5 dCi 90	66	11.12	+ ESP						
	1.2 TCe 115	85	11.12		03.0137-0496.2	650496		228 x 42 HEB	BDX	
	1.5 dCi 75	55	11.12		03.0137-9228.2	669228		Einbausatz		
	1.5 dCi 90	66	11.12							
	1.6 16V	61	11.12							
DACIA DOKKER Express (12-)										
	1.5 dCi	55	12.12	- ESP	13.0460-2709.2	602709	- erhöhte Zuladung ¹⁾	23973 17,4 /Zub/S	LUC	
	1.5 dCi	66	12.12	- ESP	13.0470-2709.2	LD2709	- erhöhte Zuladung ¹⁾	23973 17,4 /Zub/S	LUC	
	1.6 16V	61	12.12	- ESP						
	1.5 dCi	55	12.12	- ESP	13.0460-7266.2	607266	+ erhöhte Zuladung ²⁾	24538 17,9 +	ATE	
	1.5 dCi	66	12.12	- ESP	13.0470-7266.2	LD7266	+ erhöhte Zuladung ²⁾	24538 17,9 +	ATE	
	1.6 16V	61	12.12	- ESP						
	1.2 TCe 115	85	12.12		13.0460-7266.2	607266		24538 17,9 +	ATE	
	1.5 dCi	55	12.12	+ ESP	13.0470-7266.2	LD7266		24538 17,9 +	ATE	
	1.5 dCi	66	12.12	+ ESP						
	1.6 16V	61	12.12	+ ESP						
DACIA DUSTER (HS_) (10-)										
	1.5 dCi	63	04.10	- ABS	13.0460-2709.2	602709		23973 17,4 /Zub/S	LUC	
	1.5 dCi	66	10.10	- ABS	13.0470-2709.2	LD2709		23973 17,4 /Zub/S	LUC	
	1.5 dCi	79	06.10	- ABS						
	1.6 16V	77	04.10							
	1.6 16V 4x4	77	06.10							
	1.6 16V Flexifuel	77	04.11							
	1.6 16V LPG	77	04.11							
	1.5 dCi	63	04.10	+ ABS	13.0460-7266.2	607266		24538 17,9 +	ATE	
	1.5 dCi	66	10.10	+ ABS	13.0470-7266.2	LD7266		24538 17,9 +	ATE	
	1.5 dCi	79	06.10	+ ABS						
	1.5 dCi 4x4	66	10.10							
	1.5 dCi 4x4	79	06.10							
	1.5 dCi 4x4	81	10.10							
	1.6 16V	77	04.10	+ ESP						
	1.5 dCi	63	04.10	+ ABS	24.0124-0221.1	424221		280 24,0 21,8 VL +S +B		
	1.5 dCi	66	10.10	+ ABS						
	1.5 dCi	79	06.10	+ ABS						
	1.5 dCi 4x4	66	10.10							
	1.5 dCi 4x4	79	06.10							
	1.5 dCi 4x4	81	10.10							
	1.6 16V	77	04.10	+ ESP						
	1.5 dCi	63	04.10		03.0137-0496.2	650496		228 x 42 HEB	BDX	
	1.5 dCi	66	10.10		03.0137-9228.2	669228		Einbausatz		
	1.5 dCi	79	06.10							
	1.6 16V	77	04.10							
	1.6 16V Flexifuel	77	04.11							
	1.6 16V LPG	77	04.11							
DACIA LODGY (JS_) (12-)										
	1.5 dCi	66	03.12	- ESP	13.0460-2709.2	602709		23973 17,4 /Zub/S	LUC	
	1.6	61	03.12	- ESP	13.0470-2709.2	LD2709		23973 17,4 /Zub/S	LUC	
	1.2 TCe	85	03.12		13.0460-7266.2	607266		24538 17,9 +	ATE	
	1.5 dCi	66	03.12	+ ESP	13.0470-7266.2	LD7266		24538 17,9 +	ATE	
	1.5 dCi	79	03.12							
	1.6	61	03.12	+ ESP						
	1.2 TCe	85	03.12		03.0137-0496.2	650496		228 x 42 HEB		
	1.5 dCi	66	03.12							
	1.5 dCi	79	03.12							
	1.6	61	03.12							
DACIA LOGAN Express (FS_) (09-)										
	1.4	55	03.09		13.0460-2709.2	602709		23973 17,4 /Zub/S	LUC	
	1.5 dCi	50	03.09		13.0470-2709.2	LD2709		23973 17,4 /Zub/S	LUC	
	1.5 dCi	55	05.10							
	1.5 dCi	63	03.09							
	1.5 dCi	65	05.10							
	1.6	64	03.09							
	1.6 Bifuel	62	05.10							
	1.6 MPI 85	62	05.10							
	1.4	55	03.09		24.0122-0216.1	422216		260 22,0 19,8 VL +S +B		
	1.5 dCi	50	03.09							
	1.5 dCi	55	05.10							
	1.5 dCi	63	03.09							
	1.5 dCi	65	05.10							
	1.6	64	03.09							

1) - increased payload / - carico utile maggiorato / - charge utile augmentée / - incremento de carga
2) + increased payload / + carico utile maggiorato / + charge utile augmentée / + incremento de carga



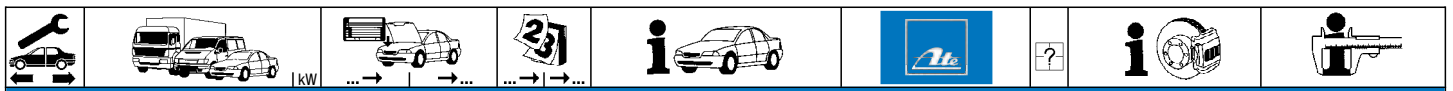
DACIA LOGAN Express (FS_) (09-)

	1.6 Bifuel 1.6 MPI 85	62 62		05.10 05.10		24.0122-0216.1	422216		260 22,0 19,8 V L +S +B
	1.4 1.5 dCi 1.5 dCi 1.5 dCi 1.5 dCi 1.6 1.6 Bifuel 1.6 MPI 85	55 50 55 63 65 64 62 62		03.09 03.09 05.10 03.09 05.10 03.09 05.10 05.10		03.0137-0496.2 03.0137-9228.2	650496 669228		228 x 42 HEB Einbausatz BDX
	1.4 1.5 dCi 1.5 dCi 1.5 dCi 1.5 dCi 1.6 1.6 Bifuel 1.6 MPI 85	55 50 55 63 65 64 62 62		03.09 03.09 05.10 03.09 05.10 03.09 05.10 05.10		03.0520-7222.3	697222		22,20/228x42 TopKit

DACIA LOGAN Limousine (LS_) (04-13)

	1.2 16V 1.4 1.4 MPI LPG 1.5 dCi 1.5 dCi 1.5 dCi 1.5 dCi 1.5 dCi 1.5 dCi 1.6 16V 1.6 16V 1.6 16V Flexifuel 1.6 Bifuel 1.6 MPI 85	55 55 55 48 50 55 63 65 64 77 77 62 62		02.06 04.13 09.04 04.13 02.06 04.13 09.05 04.13 01.06 04.13 05.10 04.13 09.07 04.13 05.10 04.13 09.04 04.13 02.06 04.13 01.11 04.13 05.10 04.13 05.10 04.13		13.0460-2834.2	602834		21463 18,2 /WK/S LUC
	1.2 16V 1.4 1.4 MPI LPG 1.5 dCi 1.5 dCi 1.5 dCi 1.5 dCi 1.5 dCi 1.6 16V 1.6 16V 1.6 16V Flexifuel 1.6 Bifuel 1.6 MPI 85	55 55 55 48 50 55 63 65 64 77 77 62 62		02.06 04.13 - ABS 09.04 04.13 - ABS 02.06 04.13 - ABS 09.05 04.13 - ABS 01.06 04.13 - ABS 05.10 04.13 - ABS 09.07 04.13 - ABS 05.10 04.13 - ABS 09.04 04.13 - ABS 02.06 04.13 - ABS 01.11 04.13 - ABS 05.10 04.13 - ABS 05.10 04.13 - ABS		24.0112-0116.1	412116		238 12,0 10,5 +S +B
	1.2 16V 1.4 1.4 MPI LPG 1.5 dCi 1.5 dCi 1.5 dCi 1.5 dCi 1.5 dCi 1.6 16V 1.6 16V 1.6 16V Flexifuel 1.6 Bifuel 1.6 MPI 85	55 55 55 48 50 55 63 65 64 77 77 62 62		02.06 04.13 + ABS 09.04 04.13 + ABS 02.06 04.13 + ABS 09.05 04.13 + ABS 01.06 04.13 + ABS 05.10 04.13 + ABS 09.07 04.13 + ABS 05.10 04.13 + ABS 09.04 04.13 + ABS 02.06 04.13 + ABS 01.11 04.13 + ABS 05.10 04.13 + ABS 05.10 04.13 + ABS		24.0112-0171.1	412171		259 12,0 10,6 +S +B
	1.2 16V 1.4 1.4 MPI LPG 1.5 dCi 1.5 dCi 1.5 dCi 1.5 dCi 1.5 dCi 1.6 16V 1.6 16V 1.6 16V Flexifuel 1.6 Bifuel 1.6 MPI 85	55 55 55 48 50 55 63 65 64 77 77 62 62		02.06 04.13 09.04 04.13 02.06 04.13 09.05 04.13 01.06 04.13 05.10 04.13 09.07 04.13 05.10 04.13 09.04 04.13 02.06 04.13 01.11 04.13 05.10 04.13 05.10 04.13		24.0121-0106.1	421106		259 20,6 17,7 V +S +B
	1.2 16V 1.4 1.4 MPI LPG 1.5 dCi 1.5 dCi 1.5 dCi 1.5 dCi 1.5 dCi 1.6 16V 1.6 16V 1.6 16V Flexifuel 1.6 Bifuel 1.6 MPI 85	55 55 55 48 50 55 63 65 64 77 77 62 62		02.06 04.13 - ABS 09.04 04.13 - ABS 02.06 04.13 - ABS 09.05 04.13 - ABS 01.06 04.13 - ABS 05.10 04.13 - ABS 09.07 04.13 - ABS 05.10 04.13 - ABS 12.08 04.13 - ABS 12.08 04.13 - ABS 01.11 04.13 - ABS 05.10 04.13 - ABS 05.10 04.13 - ABS		03.0137-0358.2 03.0137-9088.2	650358 669088		180 x 42 HEB Einbausatz BDX BDX





DACIA LOGAN Limousine (LS_) (04-13)

	1.2 16V	55	02.06	04.13	+ ABS	03.0137-0423.2	650423		203 x 39 HEB	BOS					
	1.4	55	09.04	04.13	+ ABS										
	1.4 MPI LPG	55	02.06	04.13	+ ABS										
	1.5 dCi	48	09.05	04.13	+ ABS										
	1.5 dCi	50	01.06	04.13	+ ABS										
	1.5 dCi	55	05.10	04.13	+ ABS										
	1.5 dCi	63	09.07	04.13	+ ABS										
	1.5 dCi	65	05.10	04.13	+ ABS										
	1.6 16V	64	09.04	04.13	+ ABS										
	1.6 16V	77	02.06	04.13	+ ABS										
	1.6 16V Flexifuel	77	01.11	04.13	+ ABS										
1.6 MPI 85	62	05.10	04.13	+ ABS											
	1.2 16V	55	02.06	04.13	+ ABS	03.0137-0312.2	650312		203 x 38 HEB	LUC					
	1.4	55	09.04	04.13	+ ABS										
	1.4 MPI LPG	55	02.06	04.13	+ ABS										
	1.5 dCi	48	09.05	04.13	+ ABS										
	1.5 dCi	50	01.06	04.13	+ ABS										
	1.5 dCi	63	09.07	04.13	+ ABS										
	1.5 dCi	65	05.10	04.13	+ ABS										
	1.6 16V	64	09.04	04.13	+ ABS										
	1.6 16V	77	02.06	04.13	+ ABS										
	1.6 16V Flexifuel	77	01.11	04.13	+ ABS										
	1.6 Bifuel	62	05.10	04.13	+ ABS										
1.6 MPI 85	62	05.10	04.13	+ ABS											
	1.4 MPI LPG	55	02.06	04.13		24.0218-0032.1	480118	+ Trommeldurchmesser 180 mm ¹⁾	180/181 x 53,5 - Lager						
	1.5 dCi	48	09.05	04.13											
	1.5 dCi	50	01.06	04.13											
	1.5 dCi	63	09.07	04.13											
	1.5 dCi	65	05.10	04.13											
	1.6 16V	64	09.04	04.13											
	1.6 16V	77	02.06	04.13											
	1.6 Bifuel	62	05.10	04.13											
	1.6 MPI 85	62	05.10	04.13											
	1.4 MPI LPG	55	02.06	04.13							24.0218-0732.2	480207	- ABS	180/181 x 53,2 + Lager	
	1.5 dCi	48	09.05	04.13											
1.5 dCi	50	01.06	04.13												
1.5 dCi	63	09.07	04.13												
1.5 dCi	65	05.10	04.13												
1.6 16V	64	09.04	04.13												
1.6 16V	77	02.06	04.13												
1.6 Bifuel	62	05.10	04.13												
1.6 MPI 85	62	05.10	04.13												
	1.2 16V	55	02.06	04.13	- ABS	03.0520-4719.3	694719		19,05/180x42 TopKit	BDX					
	1.4	55	09.04	04.13	- ABS										
	1.4 MPI LPG	55	02.06	04.13	- ABS										
	1.5 dCi	48	09.05	04.13	- ABS										
	1.5 dCi	50	01.06	04.13	- ABS										
	1.5 dCi	55	05.10	04.13	- ABS										
	1.5 dCi	63	09.07	04.13	- ABS										
	1.5 dCi	65	05.10	04.13	- ABS										
	1.6 16V	64	09.04	04.13	- ABS										
	1.6 16V	77	02.06	04.13	- ABS										
	1.6 16V Flexifuel	77	01.11	04.13	- ABS										
1.6 Bifuel	62	05.10	04.13	- ABS											
1.6 MPI 85	62	05.10	04.13	- ABS											
	1.2 16V	55	02.06	04.13	+ ABS	03.0520-3817.3	693817		17,46/203x39 TopKit	BOS					
	1.4	55	09.04	04.13	+ ABS										
	1.4 MPI LPG	55	02.06	04.13	+ ABS										
	1.5 dCi	48	09.05	04.13	+ ABS										
	1.5 dCi	50	01.06	04.13	+ ABS										
	1.5 dCi	55	05.10	04.13	+ ABS										
	1.5 dCi	63	09.07	04.13	+ ABS										
	1.5 dCi	65	05.10	04.13	+ ABS										
	1.6 16V	64	09.04	04.13	+ ABS										
	1.6 16V	77	02.06	04.13	+ ABS										
	1.6 16V Flexifuel	77	01.11	04.13	+ ABS										
1.6 MPI 85	62	05.10	04.13	+ ABS											
	1.2 16V	55	02.06	04.13	+ ABS	03.0520-3517.3	693517		17,78/203x39 TopKit	LUC					
	1.4	55	09.04	04.13	+ ABS										
	1.4 MPI LPG	55	02.06	04.13	+ ABS										
	1.5 dCi	48	09.05	04.13	+ ABS										
	1.5 dCi	50	01.06	04.13	+ ABS										
	1.5 dCi	63	09.07	04.13	+ ABS										
	1.5 dCi	65	05.10	04.13	+ ABS										
	1.6 16V	64	09.04	04.13	+ ABS										
	1.6 16V	77	02.06	04.13	+ ABS										
	1.6 Bifuel	62	05.10	04.13	+ ABS										
	1.6 MPI 85	62	05.10	04.13	+ ABS										

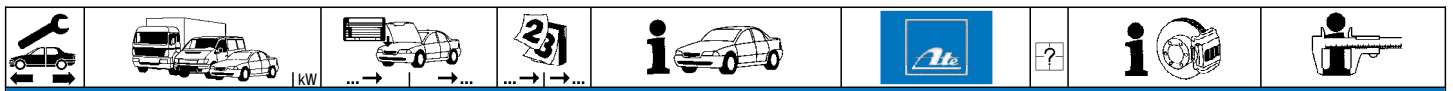
DACIA LOGAN MCV Kombi (KS_) (07-13)

	1.4	55	02.07	03.08		13.0460-2834.2	602834	- ABS	21463 18,2 /WK/S	LUC
	1.5 dCi	50	02.07	04.13						
	1.5 dCi	55	05.10	04.13						
	1.5 dCi	63	09.07	04.13						
	1.5 dCi	65	05.10	04.13						
	1.6	64	02.07	03.08						

¹⁾ + drum diameter 180 mm / + tamburi diametro 180 mm / + tambour diamètre 180 mm / + tambores diámetro 180 mm

²⁾ + ABS/ without sensor ring / + ABS/ senza sensore / + ABS/ sans secours ABS / + ABS/ sin anillo sensor ABS



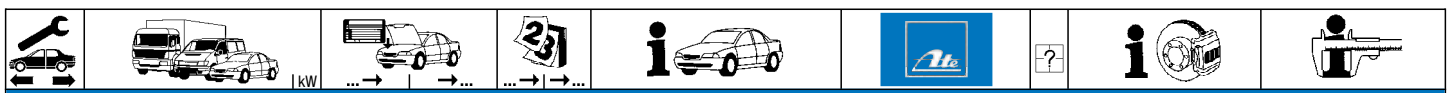


DACIA LOGAN MCV Kombi (KS_) (07-13)

	1.4	55		02.07	03.08		13.0460-7270.2	607270		+ ABS	24673 17,5 +	ATE
	1.5 dCi	50		02.07	11.08							
	1.5 dCi	63		09.07	11.08							
	1.6	64		02.07	03.08							
	1.6 16V	77		02.07	11.08							
	1.6 Bifuel	64		11.08	04.13							
	1.6 MPI 85	62		05.10	04.13							
	1.4	55		04.08	04.13		13.0460-2709.2	602709		+ ABS	23973 17,4 /Zub/S	LUC
	1.5 dCi	50		12.08	04.13		13.0470-2709.2	LD2709		+ ABS	23973 17,4 /Zub/S	LUC
	1.5 dCi	55		05.10	04.13							
	1.5 dCi	63		12.08	04.13							
	1.5 dCi	65		05.10	04.13							
	1.6	64		04.08	04.13							
	1.6 16V	77		12.08	04.13							
	1.6 16V Flexifuel	77		11.09	04.13							
	1.5 dCi	50		02.07	04.13	- ABS	24.0121-0106.1	421106			259 20,6 17,7 V +S +B	
	1.5 dCi	55		05.10	04.13	- ABS						
	1.5 dCi	63		09.07	04.13	- ABS						
	1.5 dCi	65		05.10	04.13	- ABS						
	1.4	55		02.07	04.13		24.0122-0216.1	422216			260 22,0 19,8 V L +S +B	
	1.5 dCi	50		02.07	04.13	+ ABS						
	1.5 dCi	55		05.10	04.13	+ ABS						
	1.5 dCi	63		09.07	04.13	+ ABS						
	1.5 dCi	65		05.10	04.13	+ ABS						
	1.6	64		02.07	04.13							
	1.6 16V	77		02.07	04.13							
	1.6 16V Flexifuel	77		11.09	04.13							
	1.6 Bifuel	64		11.08	04.13							
	1.6 MPI 85	62		05.10	04.13							
		1.4	55		02.07	04.13		03.0137-0496.2	650496			228 x 42 HEB
1.5 dCi		50		02.07	04.13		03.0137-9228.2	669228			Einbausatz	
1.5 dCi		55		05.10	04.13							
1.5 dCi		63		09.07	04.13							
1.5 dCi		65		05.10	04.13							
1.6		64		02.07	04.13							
1.6 16V		77		02.07	04.13							
1.6 16V Flexifuel		77		11.09	04.13							
1.6 Bifuel		64		11.08	04.13							
1.6 MPI 85		62		05.10	04.13		03.0137-0423.2	650423			203 x 39 HEB	
	1.4	55		02.07	04.13		03.0520-4719.3	694719			19,05/180x42 TopKit	BDX
	1.5 dCi	50		02.07	03.08		03.0520-3517.3	693517			17,78/203x39 TopKit	
	1.5 dCi	55		05.10	04.13							
	1.5 dCi	63		09.07	04.13							
	1.5 dCi	65		05.10	04.13							
	1.6	64		02.07	04.13							
	1.6 16V	77		02.07	04.13							
	1.6 16V Flexifuel	77		11.09	04.13							
	1.6 Bifuel	64		11.08	04.13							
	1.6 MPI 85	62		05.10	04.13							
	1.4	55		02.07	04.13	+ ABS	03.0520-7222.3	697222			22,20/228x42 TopKit	
	1.5 dCi	50		04.08	04.13	+ ABS						
	1.5 dCi	55		05.10	04.13	+ ABS						
	1.5 dCi	63		09.07	04.13	+ ABS						
	1.5 dCi	65		05.10	04.13	+ ABS						
	1.6	64		02.07	04.13	+ ABS						
	1.6 16V	77		02.07	04.13	+ ABS						
	1.6 16V Flexifuel	77		11.09	04.13	+ ABS						
	1.6 Bifuel	64		02.07	04.13	+ ABS						
	1.6 MPI 85	62		05.10	04.13	+ ABS						

DACIA LOGAN Pick-up (US_) (08-)

	1.5 dCi	50		03.08	11.08		13.0460-7270.2	607270			24673 17,5 +	ATE
	1.5 dCi	63		03.08	11.08							
	1.6	64		03.08	11.08							
	1.4	55		01.09			13.0460-2709.2	602709			23973 17,4 /Zub/S	LUC
	1.5 dCi	50		12.08			13.0470-2709.2	LD2709			23973 17,4 /Zub/S	LUC
	1.5 dCi	55		05.10								
	1.5 dCi	63		12.08								
	1.5 dCi	65		05.10								
	1.6	64		12.08								
	1.6 Bifuel	62		05.10								
	1.6 MPI 85	62		05.10								
	1.4	55		01.09			24.0122-0216.1	422216			260 22,0 19,8 V L +S +B	
	1.5 dCi	50		03.08								
	1.5 dCi	55		05.10								
	1.5 dCi	63		03.08								
	1.5 dCi	65		05.10								
	1.6	64		03.08								
	1.6 Bifuel	62		05.10								
	1.6 MPI 85	62		05.10								
	1.4	55		01.09			03.0137-0496.2	650496			228 x 42 HEB	BDX
	1.5 dCi	50		03.08			03.0137-9228.2	669228			Einbausatz	
1.5 dCi	55		05.10									
1.5 dCi	63		03.08									
1.5 dCi	65		05.10									
1.6	64		03.08									
1.6 Bifuel	62		05.10									
1.6 MPI 85	62		05.10									



DACIA LOGAN Pick-up (US_) (08-)

	1.4	55		01.09		03.0520-7222.3	697222		22,20/228x42 TopKit
	1.5 dCi	50		03.08					
	1.5 dCi	55		05.10					
	1.5 dCi	63		03.08					
	1.5 dCi	65		05.10					
	1.6	64		03.08					
	1.6 Bifuel	62		05.10					
	1.6 MPI 85	62		05.10					

DACIA LOGAN II Limousine (L52_) (12-)

	1.2 16V 75	55		11.12		24.0112-0171.1	412171		259 12,0 10,6 +S +B
	1.2 16V LPG	55		11.12					
	1.2 16V LPG	55		11.12		03.0137-0496.2	650496		228 x 42 HEB
						03.0137-9228.2	669228		Einbausatz BDX
	0.9 TCe 90	66		11.12		03.0137-0423.2	650423		203 x 39 HEB BOS
	1.2 16V 75	55		11.12					
	1.5 dCi 75	55		11.12					
	1.5 dCi 90	66		11.12					

DACIA SANDERO (08-13)

	1.2 16V	55		11.08	02.13	13.0460-2834.2	602834		21463 18,2 /WK/S LUC
	1.2 16V Bifuel	55		11.08	02.13				
	1.4	55		06.08	02.13				
	1.4 MPI LPG	53		01.09	02.13				
	1.5 dCi	50		11.08	02.13				
	1.5 dCi	55		05.10	02.13				
	1.5 dCi	65		05.10	02.13				
	1.6	64		06.08	02.13				
	1.6 16V	77		01.11	02.13				
	1.6 MPI 85	62		05.10	02.13				
	1.5 dCi	63		11.08	02.13	13.0460-7270.2	607270	+ belüftete Scheiben ¹⁾	24673 17,5 + ATE
	1.2 16V	55		11.08	02.13	24.0112-0171.1	412171		259 12,0 10,6 +S +B
	1.2 16V Bifuel	55		11.08	02.13				
	1.4	55		06.08	02.13				
	1.4 MPI LPG	53		01.09	02.13				
	1.5 dCi	50		11.08	02.13				
	1.5 dCi	55		05.10	02.13				
	1.5 dCi	65		05.10	02.13				
	1.6	64		06.08	02.13				
	1.6 16V	77		01.11	02.13				
	1.6 MPI 85	62		05.10	02.13				
	1.5 dCi	63		11.08	02.13	24.0122-0216.1	422216		260 22,0 19,8 V L +S +B
	1.2 16V	55		02.09	02.13	24.0121-0106.1	421106		259 20,6 17,7 V +S +B
	1.2 16V Bifuel	55		11.08	02.13				
	1.5 dCi	55		05.10	02.13				
	1.5 dCi	65		05.10	02.13				
	1.6 16V	77		01.11	02.13				
	1.6 MPI 85	62		05.10	02.13				
	1.2 16V	55		11.08	02.13	03.0137-0358.2	650358	+ 7" Bremse ²⁾	180 x 42 HEB BDX
	1.2 16V Bifuel	55		11.08	02.13	03.0137-9088.2	669088		Einbausatz BDX
	1.4	55		06.08	02.13				
	1.4 MPI LPG	53		01.09	02.13				
	1.5 dCi	50		11.08	02.13				
	1.5 dCi	55		05.10	02.13				
	1.5 dCi	63		11.08	02.13				
	1.5 dCi	65		05.10	02.13				
	1.6	64		06.08	02.13				
	1.6 MPI 85	62		05.10	02.13				
	1.2 16V	55		11.08	02.13	03.0137-0423.2	650423	+ 8" Bremse ³⁾	203 x 39 HEB BOS
	1.2 16V Bifuel	55		11.08	02.13				
	1.4	55		06.08	02.13				
	1.4 MPI LPG	53		01.09	02.13				
	1.5 dCi	50		11.08	02.13				
	1.5 dCi	55		05.10	02.13				
	1.5 dCi	65		05.10	02.13				
	1.6	64		06.08	02.13				
	1.6 16V	77		01.11	02.13				
	1.6 MPI 85	62		05.10	02.13				
	1.5 dCi	63		11.08	02.13	03.0137-0496.2	650496	+ 9" Bremse ⁴⁾	228 x 42 HEB
						03.0137-9228.2	669228		Einbausatz BDX
	1.5 dCi	63		11.08	02.13	03.0520-7222.3	697222	+ 9" Bremse ⁴⁾	22,20/228x42 TopKit
	1.2 16V	55		11.08	02.13	03.0520-3817.3	693817	+ 8" Bremse ³⁾	17,46/203x39 TopKit BOS
	1.2 16V Bifuel	55		11.08	02.13				
	1.4	55		06.08	02.13				
	1.4 MPI LPG	53		01.09	02.13				
	1.5 dCi	50		11.08	02.13				
	1.5 dCi	55		05.10	02.13				
	1.5 dCi	63		11.08	02.13				
	1.5 dCi	65		05.10	02.13				
	1.6	64		06.08	02.13				
	1.6 16V	77		01.11	02.13				
	1.6 MPI 85	62		05.10	02.13				
	1.2 16V	55		11.08	02.13	03.0520-4719.3	694719	+ 7" Bremse ²⁾	19,05/180x42 TopKit BDX
	1.2 16V Bifuel	55		11.08	02.13				






























¹⁾ + ventilated discs / + dischi ventilati / + disques ventilés / + disco ventilado

²⁾ + 7" brake / + freno de 7" / + frein de 7" / + freno de 7"
































³⁾ + 8" brake / + servofreno da 8" / + frein de 8" / + freno de 8"

































⁴⁾ + 9" brake / + servofreno da 9" / + frein de 9" / + freno de 9"































									
DACIA SANDERO (08-13)									
	1.4 1.4 MPI LPG 1.5 dCi 1.5 dCi 1.5 dCi 1.5 dCi 1.6 1.6 MPI 85	55 53 50 55 63 65 64 62		06.08 01.09 11.08 05.10 11.08 05.10 06.08 05.10	02.13 02.13 02.13 02.13 02.13 02.13 02.13 02.13	03.0520-4719.3	694719	+ 7" Bremse ¹⁾	19,05/180x42 TopKit BDX
DACIA SANDERO II (B52_) (12-)									
	1.2 16V 1.2 16V LPG	55 53		11.12 11.12		24.0112-0171.1	412171		259 12,0 10,6 +S +B
	0.9 TCe 90 1.2 16V 1.2 16V LPG 1.5 dCi 75 1.5 dCi 90	66 55 53 55 66		11.12 11.12 11.12 11.12 11.12		03.0137-0423.2	650423		203 x 39 HEB BOS
DAEWOO ARANOS (95-97)									
	1.5 1.8 2.0	66 70 77		01.95 01.95 01.95	11.97 11.97 11.97	13.0460-7052.2	607052		21190 17,5 +/WE ATE
	1.5 1.8 2.0	66 70 77		01.95 01.95 01.95	11.97 11.97 11.97	24.0124-0115.1	424115		256 24,0 21,0 V L +S +B
	1.5 1.8 2.0	66 70 77		01.95 01.95 01.95	11.97 11.97 11.97	03.0137-0267.2 03.0137-9167.2	650267 669167		200 x 46 HEB Einbausatz
	1.5 1.8 2.0	66 70 77		01.95 01.95 01.95	11.97 11.97 11.97	24.0220-0036.1	480149		200/201 x 52,5
DAEWOO CIELO (94-98)									
	1.5	66		06.94	07.98	13.0460-7052.2	607052		21190 17,5 +/WE ATE
	1.5	66		06.94	07.98	24.0124-0115.1	424115		256 24,0 21,0 V L +S +B
	1.5	66		06.94	07.98	03.0137-0267.2 03.0137-9167.2	650267 669167		200 x 46 HEB Einbausatz
	1.5	66		06.94	07.98	24.0220-0001.2	480013		200/201 x 53
DAEWOO ESPERO (95-99)									
	1.5 i 16V 1.8 i 2.0 i			02.95 02.95 02.95	06.99 06.99 06.99	13.0460-7052.2	607052		21190 17,5 +/WE ATE
	1.5 i 16V 1.8 i 2.0 i			02.95 02.95 02.95	06.99 06.99 06.99	24.0124-0115.1 24.0324-0115.1	424115 524115		256 24,0 21,0 V L +S +B 256 24,0 21,0 V L +S +B PD
	1.5 i 16V 1.8 i 2.0 i			02.95 02.95 02.95	06.99 06.99 06.99	03.0137-0267.2 03.0137-9167.2	650267 669167		200 x 46 HEB Einbausatz
	1.5 i 16V 1.8 i 2.0 i			02.95 02.95 02.95	06.99 06.99 06.99	24.0220-0001.2	480013		200/201 x 53
	1.5 i 16V 1.8 i 2.0 i			02.95 02.95 02.95	06.99 06.99 06.99	03.0520-4019.3	694019		19,05/200x46 TopKit DEL
DAEWOO EVANDA (02-05)									
	2.0 i 16V	96		08.02	02.05	13.0460-5859.2 13.0460-0140.2	605859 610140		23234 16,9 +/WK AKE Einbausatz AKE
	2.0 i 16V	96		08.02	02.05	24.0124-0199.1	424199		256 24,0 21,0 V +S +B
DAEWOO KALOS (02-05)									
	1.2 i 1.4 i 1.4 i 16V 1.6 i 16V	53 61 69 78		04.03 09.02 04.03 11.02	02.05 02.05 02.05 02.05	13.0460-5899.2	605899		23974 16,9 AKE
	1.2 i 1.4 i 1.4 i 16V 1.6 i 16V	53 61 69 78		04.03 09.02 04.03 11.02	02.05 02.05 02.05 02.05	24.0120-0115.1 24.0320-0115.1	420115 520115		236 20,0 17,0 V L +S +B 236 20,0 17,0 V L +S +B PD






















¹⁾ + 7" brake / + freno de 7" / + frein de 7" / + freno de 7"

								
DAEWOO KALOS (02-05)								
	1.2 i 1.4 i 1.4 i 16V 1.6 i 16V	53 61 69 78		04.03 09.02 04.03 11.02	02.05 02.05 02.05 02.05	03.0137-0472.2 03.0137-9167.2	650472 669167	200 x 36 HEB Einbausatz
	1.2 i 1.4 i 1.4 i 16V 1.6 i 16V	53 61 69 78		04.03 09.02 04.03 11.02	02.05 02.05 02.05 02.05	03.0520-6619.3	696619	19,05/200x36 TopKit
DAEWOO KORANDO (KJ) (99-)								
	2.0 16V 2.3 16V 2.3 TDIC 4x4 2.9 D 2.9 TD 3.2 V6 4x4	94 105 74 72 88 156		01.99 01.99 03.00 01.99 01.99 01.99		24.0110-0352.1	410352	299 10,4 8,5 L +B
DAEWOO LACETTI (04-05)								
	1.4 i 16V 1.6 i 16V 1.8 i 16V	70 80 90		02.04 02.04 02.04	02.05 02.05 02.05	13.0460-5863.2	605863	23234 16,8 +/WK AKE
	1.4 i 16V 1.6 i 16V 1.8 i 16V	70 80 90		02.04 02.04 02.04	02.05 02.05 02.05	24.0124-0199.1	424199	256 24,0 21,0 V +S +B
	1.4 i 16V 1.6 i 16V 1.8 i 16V	70 80 90		02.04 02.04 02.04	02.05 02.05 02.05	13.0460-5739.2	605739	24071 14,6 SUM
	1.4 i 16V 1.6 i 16V 1.8 i 16V	70 80 90		02.04 02.04 02.04	02.05 02.05 02.05	24.0110-0340.1	410340	258 10,5 8,0 +S +B
DAEWOO LANOS (97-02)								
	1.4 i 1.5 i	55 63	447433 447433	05.97 05.97		13.0460-7051.2	607051	20547 16,5 +/WE ATE
	1.4 i 1.5 i 1.6 i 16V 1.6 i 16V	55 63 78 78	447434 447434 447433 447434		12.02 12.02 05.97 12.02	13.0460-5996.2 13.0460-7052.2 13.0460-5994.2 13.0460-0140.2	605996 607052 605994 610140	23241 16,1 21190 17,5 +/WE ATE 23234 16,8 AKE AKE
	1.4 i 1.5 i 1.6 i 16V	55 63 78		05.97 05.97 05.97	12.02 12.02 12.02	24.0120-0115.1 24.0320-0115.1 24.0124-0115.1 24.0324-0115.1	420115 520115 424115 524115	236 20,0 17,0 V L +S +B 236 20,0 17,0 V L +S +B PD 256 24,0 21,0 V L +S +B 256 24,0 21,0 V L +S +B PD
	1.4 i 1.5 i 1.6 i 16V	55 63 78		05.97 05.97 05.97	12.02 12.02 12.02	03.0137-0267.2 03.0137-9167.2	650267 669167	200 x 46 HEB Einbausatz
	1.4 i 1.5 i 1.6 i 16V	55 63 78		05.97 05.97 05.97	12.02 - ABS 12.02 - ABS 12.02 - ABS	24.0220-0036.1	480149	200/201 x 52,5
	1.4 i 1.5 i 1.6 i 16V	55 63 78		05.97 05.97 05.97	12.02 + ABS 12.02 + ABS 12.02 + ABS	24.0220-0001.2	480013	200/201 x 53
	1.4 i 1.5 i	55 63	447433 447433	05.97 05.97		03.0520-3717.3	693717	17,46/200x46 TopKit
	1.4 i 1.5 i 1.6 i 16V 1.6 i 16V	55 63 78 78	447434 447434 447433 447434		12.02 12.02 05.97 12.02	03.0520-4019.3	694019	19,05/200x46 TopKit DEL
	1.6 i 16V 1.6 i 16V	78 78	447433 447434	05.97 12.02		03.0520-8320.3	698320	20,64/200x46 TopKit LUC
DAEWOO LEGANZA (97-02)								
	2.0 i 16V 2.0 i 16V 2.2 i 16V	93 98 100		07.00 06.97 04.99	12.02 12.02 12.02	13.0460-5859.2 13.0460-0140.2	605859 610140	23234 16,9 +/WK AKE Einbausatz AKE
	2.0 i 16V 2.0 i 16V 2.2 i 16V	93 98 100		07.00 06.97 04.99	12.02 12.02 12.02	24.0124-0723.1	424723	256 24,0 21,0 V
	2.0 i 16V 2.0 i 16V 2.2 i 16V	93 98 100		07.00 06.97 04.99	12.02 12.02 12.02	13.0460-5993.2	605993	23237 14,5 LUC
	2.0 i 16V 2.0 i 16V 2.2 i 16V	93 98 100		07.00 06.97 04.99	12.02 12.02 12.02	24.0110-0282.1	410282	258 10,3 8,0
DAEWOO MAGNUS (99-)								
	2.0	96		07.99		13.0460-5859.2 13.0460-0140.2	605859 610140	23234 16,9 +/WK AKE Einbausatz AKE
	2.0	96		07.99		24.0124-0199.1	424199	256 24,0 21,0 V +S +B






























								
DAEWOO MATIZ (98-05)								
	0.8 (KLA4) 1.0 (KLA0)	38 47		07.98 01.03	02.05 02.05	13.0460-5996.2 13.0460-0252.2	605996 610252	23241 16,1 Einbausatz
	0.8 (KLA4) 1.0 (KLA0)	38 47		07.98 01.03	02.05 02.05	24.0113-0195.1	413195	236 12,6 9,7 +B
	0.8 (KLA4) 1.0 (KLA0)	38 47		07.98 01.03	02.05 02.05	03.0137-0363.2 03.0137-9260.2	650363 669260	180 x 31 HEB Einbausatz
	0.8 (KLA4) 1.0 (KLA0)	38 47		07.98 01.03	02.05 02.05	24.0218-0035.1	480146	ohne Sensorring ¹⁾ 180/182 x 40
	0.8 (KLA4) 1.0 (KLA0)	38 47		07.98 01.03	02.05 02.05	03.0520-4017.3	694017	17,46/180x31 TopKit
DAEWOO MUSSO (FJ) (99-)								
	2.2 TD 2.3 16V 2.9 TD 4x4 3.2 V6 4x4	74 103 88 162		09.99 01.99 01.99 01.99		24.0110-0352.1	410352	299 10,4 8,5 L +B
DAEWOO NEXIA (95-97)								
	1.5 i 1.5 i 16V 1.8 i			02.95 02.95 10.95	08.97 08.97 08.97	13.0460-7051.2 13.0460-7052.2	607051 607052	20547 16,5 +/-WE 21190 17,5 +/-WE ATE ATE
	1.5 i 1.5 i 16V 1.8 i			02.95 02.95 10.95	08.97 08.97 08.97	24.0120-0115.1 24.0320-0115.1	420115 520115	236 20,0 17,0 V L +S +B 236 20,0 17,0 V L +S +B PD
	1.5 i 1.5 i 16V 1.8 i	66 74		02.95 02.95 10.95	08.97 08.97 08.97	24.0124-0115.1 24.0324-0115.1	424115 524115	256 24,0 21,0 V L +S +B 256 24,0 21,0 V L +S +B PD
	1.5 i 1.5 i 16V 1.8 i	66 74		02.95 02.95 10.95	08.97 08.97 08.97	03.0137-0267.2 03.0137-9167.2	650267 669167	200 x 46 HEB Einbausatz
	1.5 i 1.5 i 16V 1.8 i	66 74		02.95 02.95 10.95	08.97 08.97 08.97	24.0220-0001.2	480013	200/201 x 53
	1.5 i 1.5 i 16V 1.8 i	66 74		02.95 02.95 10.95	08.97 08.97 08.97	03.0520-3717.3 03.0520-4019.3	693717 694019	17,46/200x46 TopKit 19,05/200x46 TopKit DEL
DAEWOO NUBIRA (97-99)								
	1.6 i 16V 1.8 i 16V 2.0 i 16V	78 70 98		06.97 04.97 06.97	05.99 05.99 05.99	13.0460-5994.2 13.0460-0140.2	605994 610140	23234 16,8 Einbausatz AKE AKE
	1.6 i 16V 1.8 i 16V 2.0 i 16V	78 70 98		06.97 04.97 06.97	05.99 05.99 05.99	24.0124-0163.1	424163	256 24,0 22,0 V +S
	1.8 i 16V 2.0 i 16V	70 98		04.97 06.97	05.99 + ABS 05.99	13.0460-5993.2	605993	23237 14,5 LUC
	1.8 i 16V 2.0 i 16V	70 98		04.97 06.97	05.99 + ABS 05.99	24.0110-0714.1	410714	258 10,3 8,0
	1.6 i 16V 1.8 i 16V	78 70		06.97 04.97	05.99 05.99 - ABS	03.0137-0267.2 03.0137-9167.2	650267 669167	200 x 46 HEB Einbausatz
	1.6 i 16V 1.8 i 16V	78 70		06.97 04.97	05.99 05.99 - ABS	24.0220-0001.2	480013	200/201 x 53
	1.6 i 16V 1.8 i 16V	78 70		06.97 04.97	05.99 05.99 - ABS	03.0520-8320.3	698320	20,64/200x46 TopKit LUC
DAEWOO NUBIRA (99-05)								
	1.4 i 16V 1.6 i 16V 1.6 i 16V 1.6 i 16V 1.8 i 16V 2.0 i 16V	69 76 78 80 90 98	695960 695960 695960 695960	10.03 07.00 06.99 08.03 08.03 06.99	02.05	13.0460-5859.2 13.0460-0140.2	605859 610140	23234 16,9 +/-WK Einbausatz AKE AKE
	1.4 i 16V 1.6 i 16V 1.6 i 16V 1.8 i 16V 2.0 i 16V	69 78 80 90 98	695961 695961 695961 695961 695961		12.04 02.05 02.05 02.05 02.05	13.0460-5863.2	605863	23234 16,8 +/-WK AKE
	1.6 i 16V 1.6 i 16V 2.0 i 16V	76 78 98		07.00 06.99 06.99	02.05 02.05 02.05	24.0124-0163.1	424163	256 24,0 22,0 V +S
	1.4 i 16V 1.6 i 16V 1.8 i 16V	69 80 90		10.03 08.03 08.03	12.04 02.05 02.05	24.0124-0199.1	424199	256 24,0 21,0 V +S +B

¹⁾ without sensor ring / senza sensori / sans secours ABS / sin anillo sensor ABS

									
DAEWOO NUBIRA (99-05)									
	1.6 i 16V	76		07.00	02.05 + ABS	13.0460-5993.2	605993	23237 14,5	LUC
	1.6 i 16V	78		06.99	02.05 + ABS				
	2.0 i 16V	98		06.99	02.05				
	1.4 i 16V	69		10.03	12.04	13.0460-5739.2	605739	24071 14,6	SUM
	1.6 i 16V	80		08.03	02.05				
	1.8 i 16V	90		08.03	02.05				
	1.6 i 16V	76		07.00	02.05 + ABS	24.0110-0714.1	410714	258 10,3 8,0	
	1.6 i 16V	78		06.99	02.05 + ABS				
	2.0 i 16V	98		06.99	02.05				
	1.4 i 16V	69		10.03	12.04	24.0110-0340.1	410340	258 10,5 8,0 +S +B	
	1.6 i 16V	80		08.03	02.05				
	1.8 i 16V	90		08.03	02.05				
	1.6 i 16V	76		07.00	02.05 - ABS	03.0137-0267.2	650267	200 x 46 HEB	
	1.6 i 16V	78		06.99	02.05 - ABS	03.0137-9167.2	669167	Einbausatz	
	1.6 i 16V	76		07.00	02.05 - ABS	24.0220-0001.2	480013	200/201 x 53	
	1.6 i 16V	78		06.99	02.05 - ABS				
	1.6 i 16V	76		07.00	02.05 - ABS	03.0520-8320.3	698320	20,64/200x46 TopKit	LUC
	1.6 i 16V	78		06.99	02.05 - ABS				
DAEWOO REZZO (00-05)									
	1.6 i 16V	77 826909			02.05	13.0460-5859.2	605859	23234 16,9 +/WK	AKE
	1.8 i	66 826909			02.05	13.0460-0140.2	610140	Einbausatz	AKE
	1.8 i	72 826909			02.05				
	1.8 i	74 826909			02.05				
	2.0 i 16V	89 826909			02.05				
	2.0 i 16V	94 826909			02.05				
	1.6 i 16V	77		09.00	02.05	24.0124-0199.1	424199	256 24,0 21,0 V +S +B	
	1.8 i	66		09.00	02.05				
	1.8 i	72		09.00	02.05				
	1.8 i	74		09.00	02.05				
	2.0 i 16V	89		09.00	02.05				
	2.0 i 16V	94		09.00	02.05				
DAEWOO TACUMA (00-05)									
	1.6 i 16V	77 826909			02.05	13.0460-5859.2	605859	23234 16,9 +/WK	AKE
	1.8 i	66 826909			02.05	13.0460-0140.2	610140	Einbausatz	AKE
	1.8 i	72 826909			02.05				
	1.8 i	74 826909			02.05				
	2.0 i 16V	89 826909			02.05				
	2.0 i 16V	94 826909			02.05				
	1.6 i 16V	77		09.00	02.05	24.0124-0199.1	424199	256 24,0 21,0 V +S +B	
	1.8 i	66		09.00	02.05				
	1.8 i	72		09.00	02.05				
	1.8 i	74		09.00	02.05				
	2.0 i 16V	89		09.00	02.05				
	2.0 i 16V	94		09.00	02.05				
DAIHATSU APPLAUSE I (89-97)									
	1.6 16V (A101)			06.89	07.97	13.0460-0300.2	610300	Einbausatz	AKE
	1.6 16V 4WD (A111)			06.89	07.97				
	1.6 16V (A101)			06.89	07.97	24.0118-0126.1	418126	235 18,0 17,0 V	
	1.6 16V 4WD (A111)			06.89	07.97				
	1.6 16V (A101)			06.89	07.97 + ABS	13.0460-5972.2	605972	21559 11,5	
	1.6 16V (A101)			06.89	07.97 - ABS	03.0137-0315.2	650315	200 x 32	
	1.6 16V 4WD (A111)			06.89	07.97 - ABS	03.0137-9271.2	669271	Einbausatz	
DAIHATSU APPLAUSE II (97-00)									
	1.6 i 16V (A101)	73		07.97	05.00	24.0118-0126.1	418126	235 18,0 17,0 V	
	1.6 i 16V (A101)	73		07.97	05.00	03.0137-0315.2	650315	200 x 32	
						03.0137-9271.2	669271	Einbausatz	
DAIHATSU CHARADE (93-01)									
	1.3 16V (G200)	55		05.96	11.99	13.0460-5898.2	605898	21952 15,0 +/WK	
	1.3 16V (G200)	62		01.93	04.01				
	1.3 16V (G204)	44		09.96	04.01				
	1.5 16V (G203)	55		10.94	11.99				
	1.5 16V (G203)	66		08.94	11.99				
	1.6 GTi (G201)	77		03.93	03.96				
	1.3 16V (G200)	55		05.96	11.99	24.0111-0139.1	411139	234 11,0 10,0	
	1.3 16V (G200)	62		01.93	04.01				
	1.3 16V (G204)	44		09.96	04.01				
	1.5 16V (G203)	55		10.94	11.99	24.0118-0126.1	418126	235 18,0 17,0 V	
	1.5 16V (G203)	66		08.94	11.99				

DAIHATSU CHARADE (93-01)	
	1.6 GTi (G201) 77 03.93 03.96 24.0118-0126.1 418126 235 18,0 17,0 V
	1.3 16V (G200) 55 1.3 16V (G200) 62 1.3 16V (G204) 44 1.5 16V (G203) 55 1.5 16V (G203) 66 1.6 GTi (G201) 77 05.96 11.99 + ABS 01.93 04.01 + ABS 09.96 04.01 + ABS 10.94 11.99 + ABS 08.94 11.99 + ABS 03.93 03.96 + ABS 13.0460-5824.2 605824 20008 13,0 AKE
	1.3 16V (G200) 55 1.3 16V (G200) 62 1.3 16V (G204) 44 1.5 16V (G203) 55 1.5 16V (G203) 66 05.96 11.99 - ABS 01.93 04.01 - ABS 09.96 04.01 - ABS 10.94 11.99 - ABS 08.94 11.99 - ABS 03.0137-0186.2 650186 03.0137-9126.2 669126 180 x 28 Einbausatz
DAIHATSU CHARADE (GB) (03-07)	
	1.0 i (L251) 43 1.0 i (L251) 43 05.03 08.07 - belüftete Scheiben 1) 12.04 08.07 + belüftete Scheiben 2) 13.0460-5709.2 605709 13.0460-5613.2 605613 24229 14,8 +/WK/Zub AKE 23507 15,0 +/WK/Zub
	1.0 i (L251) 43 1.0 i (L251) 43 05.03 08.07 - belüftete Scheiben 1) 12.04 08.07 + belüftete Scheiben 2) 24.0111-0159.1 411159 24.0116-0120.1 416120 211 11,0 10,0 +B 234 16,0 15,0 V +B
	1.0 i (L251) 43 09.03 08.07 03.0137-0475.2 650475 165 x 26
	1.0 i (L251) 43 05.03 08.07 - ABS 24.0216-5004.2 480183 ohne Sensorring 3) 165/166 x 33,5
DAIHATSU CHARADE (11-)	
	1.33 16V 73 05.11 13.0460-7213.2 607213 24022 17,8 +/WK ATE
	1.33 16V 73 05.11 24.0122-0240.1 422240 258 22,0 20,0 V +B
	1.33 16V 73 05.11 24.0710-5002.3 360314 24.0710-5001.3 360313 Radsensor Radsensor
	1.33 16V 73 05.11 13.0460-7214.2 607214 24574 15,0 +/WK ATE
	1.33 16V 73 05.11 24.0109-0142.1 409142 278 9,0 7,0 +B
	1.33 16V 73 05.11 24.0711-6169.3 360283 2 Radsensor
	1.33 16V 73 05.11 03.0137-0502.2 650502 03.0137-9280.2 669280 203 x 38 HEB Einbausatz
DAIHATSU COPEN (03-12)	
	0.7 16V 47 0.7 16V 50 1.3 16V 64 01.06 07.12 01.06 07.12 03.06 07.12 13.0460-5887.2 605887 23507 15,2 +/WK
	0.7 16V 47 0.7 16V 50 1.3 16V 64 09.03 07.12 09.03 07.12 03.06 07.12 24.0117-0107.1 417107 246 17,0 16,0 V +B
	0.7 16V 47 0.7 16V 50 1.3 16V 64 09.03 09.05 09.03 09.05 03.06 07.12 03.0137-0406.2 650406 180 x 38
DAIHATSU CUORE (90-94)	
	0.8 (L201) 30 10.90 12.94 24.0116-0127.1 416127 211 16,0 14,0 V
	0.8 (L201) 30 10.90 12.94 03.0137-9085.2 669085 Einbausatz
DAIHATSU CUORE (94-98)	
	0.8 (L501) 31 0.8 (L501) 32 11.96 10.98 08.94 10.96 24.0110-0235.1 410235 211 10,0 9,0
	0.8 (L501) 31 0.8 (L501) 32 11.96 10.98 08.94 10.96 03.0137-0404.2 650404 165 x 28

1) - ventilated discs / - dischi ventilati / - disques ventilés / - disco ventilado
2) + ventilated discs / + dischi ventilati / + disques ventilés / + disco ventilado
3) without sensor ring / senza sensori / sans secours ABS / sin anillo sensor ABS

									
DAIHATSU CUORE (98-03)									
	1.0 (L701) 1.0 i (L701)	40 41		11.98 10.98	09.00 05.03		24.0111-0159.1	411159	211 11,0 10,0 +B
	1.0 (L701) 1.0 (L701) 1.0 i (L701)	40 40 41		11.98 10.99 10.98	09.99 09.00 05.03	- ABS - ABS - ABS	03.0137-0404.2	650404	165 x 28
	1.0 (L701) 1.0 i (L701)	40 41		10.99 10.98	09.00 05.03	+ ABS + ABS	03.0137-0406.2	650406	180 x 38
	1.0 (L701) 1.0 i (L701)	40 41		11.98 10.98	09.00 05.03	- ABS - ABS	24.0216-5004.2	480183	ohne Sensorring ¹⁾ 165/166 x 33,5
DAIHATSU CUORE (03-07)									
	1.0 i (L251) 1.0 i (L251)	43 43		05.03 12.04	08.07 08.07	- belüftete Scheiben ²⁾ + belüftete Scheiben ³⁾	13.0460-5709.2	605709	24229 14,8 +/WK/Zub AKE
	1.0 i (L251) 1.0 i (L251)	43 43		05.03 12.04	08.07 08.07	- belüftete Scheiben ²⁾ + belüftete Scheiben ³⁾	24.0111-0159.1	411159	211 11,0 10,0 +B
	1.0 i (L251)	43		09.03	08.07		03.0137-0475.2	650475	165 x 26
	1.0 i (L251)	43		05.03	08.07	- ABS	24.0216-5004.2	480183	ohne Sensorring ¹⁾ 165/166 x 33,5
DAIHATSU CUORE (07-)									
	1.0 DVVT (L276) 1.0 DVVT (L276)	51 51		09.07		+ 13" Rad ⁴⁾ + 14" Rad ⁵⁾	13.0460-5613.2 13.0460-5887.2	605613 605887	- belüftete Scheiben ²⁾ + belüftete Scheiben ³⁾ 23507 15,0 +/WK/Zub
	1.0 DVVT (L276) 1.0 DVVT (L276)	51 51		09.07		+ 13" Rad ⁴⁾ + 14" Rad ⁵⁾	24.0111-0159.1 24.0116-0130.1	411159 416130	- belüftete Scheiben ²⁾ + belüftete Scheiben ³⁾ 24229 14,8 +/WK/Zub AKE
	1.0 DVVT (L276) 1.0 DVVT (L276)	51 51		09.07		- ESP + ESP	03.0137-0475.2 03.0137-0489.2	650475 650489	211 11,0 10,0 +B 234 16,0 15,0 V +B 246 17,0 16,0 V +B 165 x 26 180 x 28
DAIHATSU FEROZA (88-95)									
	1.6 16V (F300)			10.88	12.95	+ belüftete Scheiben ³⁾	13.0460-5816.2	605816	21243 14,0
	1.6 16V (F300) 1.6 16V (F300)			10.88	12.95		24.0113-0187.1 24.0118-0121.1	413187 418121	277 12,5 11,5 277 18,0 17,0 V
	1.6 16V (F300)			10.88	12.95		03.0137-0316.2	650316	254 x 45
DAIHATSU GRAN MOVE (96-02)									
	1.5 16V 1.5 GLX 1.5 GX 1.6 16V 1.6 16V 1.6 GLX 1.6 GX	66 71 55 67 70 77 67		10.96 10.96 10.96 06.98 06.98 06.98 06.98	08.98 08.98 08.98 07.02 07.02 07.02 07.02		13.0460-5898.2	605898	21952 15,0 +/WK
	1.5 16V 1.5 GLX 1.5 GX	66 71 55		10.96 10.96 10.96	08.98 08.98 08.98		24.0118-0126.1	418126	235 18,0 17,0 V
	1.5 16V 1.5 GLX 1.5 GX 1.6 16V 1.6 16V 1.6 GLX 1.6 GX	66 71 55 67 70 77 67		10.96 10.96 10.96 06.98 06.98 06.98 06.98	08.98 08.98 08.98 07.02 07.02 07.02 07.02	+ ABS + ABS + ABS + ABS + ABS + ABS + ABS	13.0460-5824.2	605824	20008 13,0 AKE
DAIHATSU MATERIA (06-)									
	1.3 DVVT 1.5 DVVT 1.5 DVVT 4WD	67 76 76		10.06 10.06 10.06			13.0460-5794.2	605794	24283 15,5 +/WK/Zub/S
	1.3 DVVT 1.5 DVVT 1.5 DVVT 4WD	67 76 76		10.06 10.06 10.06			24.0122-0263.1	422263	254 22,0 20,0 V +B
	1.3 DVVT 1.5 DVVT	67 76		10.06 10.06			03.0137-0489.2	650489	180 x 28






























¹⁾ without sensor ring / senza sensori / sans secours ABS / sin anillo sensor ABS

²⁾ - ventilated discs / - dischi ventilati / - disques ventilés / - disco ventilado

³⁾ + ventilated discs / + dischi ventilati / + disques ventilés / + disco ventilado

⁴⁾ + 13" wheel / + ruota 13" / + roue 13" / + rueda 13"

⁵⁾ + 14" wheel / + ruota 14" / + roue 14" / + rueda 14"

								
DAIHATSU TERIOS (J1) (97-05)								
	1.3 16V 1.3 16V 4WD 1.3 16V 4WD 1.3 DVVT FWD 1.3 DVVT Turbo 4WD	63 61 63 63 103		09.01 10.97 10.00 10.02 10.02	10.05 09.00 10.05 10.05 10.05	24.0116-0117.1	416117	273 16,0 15,0 +B
	1.3 16V 1.3 16V 4WD 1.3 DVVT FWD 1.3 DVVT Turbo 4WD	63 63 63 103		09.01 10.00 10.02 10.02	10.05 10.05 10.05 10.05	03.0137-0398.2	650398	229 x 42
	1.3 16V 1.3 16V 4WD 1.3 16V 4WD 1.3 DVVT FWD 1.3 DVVT Turbo 4WD	63 61 63 63 103		09.01 10.97 10.00 10.02 10.02	10.05 - ABS 09.00 - ABS 10.05 - ABS 10.05 - ABS 10.05 - ABS	24.0222-8036.1	480196	229/230,6 x 58
	1.3 16V 1.3 16V 4WD 1.3 16V 4WD 1.3 DVVT FWD 1.3 DVVT Turbo 4WD	63 61 63 63 103		09.01 10.97 10.00 10.02 10.02	10.05 + ABS 09.00 + ABS 10.05 + ABS 10.05 + ABS 10.05 + ABS	24.0222-8034.1	480187	229/230,6 x 58
DAIHATSU TERIOS (J2) (05-)								
	1.3 DVVT 1.3 DVVT 4x4 1.5 16V 1.5 16V 4x4 1.5 DVVT 1.5 DVVT 4x4	63 63 77 77 75 75		11.05 11.05 11.05 05.06 09.10 09.10		13.0460-5713.2	605713	21650 15,5 /WK/Zub SUM
	1.3 DVVT 1.3 DVVT 4x4 1.5 16V 1.5 16V 4x4 1.5 DVVT 1.5 DVVT 4x4	63 63 77 77 75 75		11.05 11.05 11.05 05.06 09.10 09.10		24.0116-0117.1	416117	273 16,0 15,0 +B
	1.3 DVVT 1.3 DVVT 4x4 1.5 16V 1.5 16V 4x4 1.5 DVVT 1.5 DVVT 4x4	63 63 77 77 75 75		11.05 11.05 11.05 05.06 09.10 09.10		03.0137-0492.2	650492	228 x 42
	1.3 DVVT 1.3 DVVT 4x4 1.5 16V 1.5 16V 4x4 1.5 DVVT 1.5 DVVT 4x4	63 63 77 77 75 75		11.05 11.05 11.05 05.06 09.10 09.10		24.0222-8036.1	480196	229/230,6 x 58
DAIHATSU TREVIS (06-)								
	1.0 i 12V (L651) 1.0 i 12V (L651)	43 43		06.06 06.06	+ Schaltgetriebe ¹⁾ + Automatikgetriebe ²⁾	13.0460-5709.2	605709	24229 14,8 +/WK/Zub AKE
	1.0 i 12V (L651) 1.0 i 12V (L651)	43 43		06.06 06.06	+ Schaltgetriebe ¹⁾ + Automatikgetriebe ²⁾	24.0111-0159.1	411159	211 11,0 10,0 +B
	1.0 i 12V (L651)	43		06.06		24.0116-0130.1	416130	234 16,0 15,0 V +B
	1.0 i 12V (L651)	43		06.06		03.0137-0494.2	650494	165 x 28
DAIHATSU YRV (01-06)								
	1.0 i (M200) 1.3 i 16V (M201) 1.3 i 16V 4WD (M211)	43 64 64		01.01 01.01 01.01	08.06 08.06 08.06	13.0460-5852.2	605852	23497 15,0 +/WK/Zub
	1.0 i (M200) 1.3 i 16V (M201) 1.3 i 16V 4WD (M211) 1.3 i 16V GTI (M202)	43 64 64 95		01.01 01.01 01.01 07.02	08.06 08.06 08.06 08.06	24.0116-0120.1	416120	234 16,0 15,0 V +B
	1.0 i (M200) 1.3 i 16V (M201) 1.3 i 16V GTI (M202) 1.3 i 16V 4WD (M211)	43 64 95 64		01.01 01.01 07.02 01.01	08.06 08.06 08.06 08.06	03.0137-0406.2	650406	180 x 38
	1.3 i 16V 4WD (M211)	64		01.01	08.06	03.0137-0476.2	650476	180 x 31 - ABS
DAIMLER XJ (40,81) (89-94)								
	Double Six 6.0 Sovereign 4.0			02.93 09.89	09.94 09.94	13.0460-7138.2 24.8190-1302.2	607138 621302	23126 17,5 +/WE ATE Warnkontakt L=276mm
	Double Six 6.0 Sovereign 4.0			02.93 09.89	09.94 09.94	24.0123-0108.1 24.0128-0138.1	423108 428138	295 22,5 21,0 V 291 28,1 26,0 V +B
FIAT 500 (07-)								
	1.2 i 1.2 i Start-Stop 1.2 LPG 1.3 D Multijet	51 51 51 55		07.07 11.08 12.10 07.07		13.0460-3838.2 13.0470-3838.2	603838 LD3838	21436 17,0 /WK/Zub BOS 21436 17,0 /WK/Zub BOS
						13.0460-3846.2 13.0470-3846.2	603846 LD3846	24072 17,9 +/WK/Zub/SBOS 24072 17,9 +/WK/Zub/SBOS



























¹⁾ + manual transmission / + scatola cambio velocità / + transmission mécanique / + cambio de velocidad
²⁾ + autom.transmission / + scatola cambio automatico / + transmission automatique / + cambio automático


























FIAT 500 (07-)										
	1.3 D Multijet	70		12.09		13.0460-3818.2	603818		23706 18,1 +/WK/S	BOS
	1.4 i 16V	74		07.07		13.0460-3826.2	603826		23706 18,0 +/WK/Zub/SBOS	
	1.4 Abarth	99		07.08		13.0470-3826.2	LD3826		23706 18,0 +/WK/Zub/SBOS	
	1.4 Abarth	103		05.10		13.0460-3827.2	603827	für Fzg. mit 1 WK ¹⁾	23709 19,6 +/WK/Zub/SBOS	
	1.4 Abarth	118		08.08		13.0470-3827.2	LD3827	für Fzg. mit 1 WK ¹⁾	23709 19,6 +/WK/Zub/SBOS	
						13.0460-3864.2	603864	für Fzg. mit 2 WK ²⁾	23709 19,6 +/WK/Zub/SBOS	
	0.9	48		09.12		24.0112-0127.1	412127		258 12,0 10,2 +B	
	0.9	63		07.10						
	1.2 i	51		07.07		24.0111-0119.1	411119		241 11,0 9,2 +B	
	1.2 i Start-Stop	51		11.08						
	1.2 LPG	51		12.10						
	1.3 D Multijet	55		07.07		24.0120-0184.1	420184		241 20,0 18,2 V +B	
	1.3 D Multijet	70		12.09		24.0122-0197.1	422197		258 22,0 20,2 V +B	
	1.4 i 16V	74		07.07						
	1.4 Abarth	99		07.08		24.0122-0147.1	422147	- Kit ESSEESSE	284 22,0 20,2 V +B	
	1.4 Abarth	103		05.10						
	1.4 Abarth	118		08.08						
	0.9	48		09.12		24.0711-5221.3	360242	2	Radsensor L=1080	
	0.9	63		07.10						
	1.2 i	51		07.07						
	1.2 i Start-Stop	51		11.08						
	1.2 LPG	51		10.10						
	1.3 D Multijet	55		07.07						
	1.3 D Multijet	70		12.09						
	1.4 Abarth	99		07.08						
	1.4 Abarth	103		05.10						
	1.4 Abarth	118		08.08						
	1.4 Abarth Assetto C.	140		08.08						
	1.4 Abarth Tributo F.	132		08.08						
	1.4 i 16V	74		07.07						
	1.4 Abarth	99		07.08		13.0460-2879.2	602879		23601 13,7 /S	LUC
	1.4 Abarth	103		05.10		13.0470-2879.2	LD2879		23601 13,7 /S	LUC
	1.4 Abarth	118		08.08						
	1.4 Abarth Assetto C.	140		08.08						
	1.4 Abarth Tributo F.	132		08.08						
	1.4 i 16V	74		07.07						
	1.4 i 16V	74		07.07		24.0111-0119.1	411119		241 11,0 9,2 +B	
	1.4 Abarth	99		07.08		24.0111-0119.1	411119	- Kit ESSEESSE	241 11,0 9,2 +B	
	1.4 Abarth	103		05.10						
	1.4 Abarth	118		08.08						
	0.9	48		09.12		24.0711-5220.3	360274	2	Radsensor L=706	
	0.9	63		07.10						
	1.2 i	51		07.07						
	1.2 i Start-Stop	51		11.08						
	1.2 LPG	51		12.10						
	1.3 D Multijet	55		07.07						
	1.3 D Multijet	70		12.09						
	1.4 Abarth	99		07.08						
	1.4 Abarth	103		05.10						
	1.4 Abarth	118		08.08						
	1.4 Abarth Assetto C.	140		08.08						
	1.4 Abarth Tributo F.	132		08.08						
	1.4 i 16V	74		07.07						
	1.2 i	51		07.07	05.10	03.0137-0462.2	650462		180 x 32 HEB	BDX
	1.2 i Start-Stop	51		11.08	05.10	03.0137-9303.2	669303		Einbausatz	BDX
	1.3 D Multijet	55		07.07	05.10					
	1.3 D Multijet	70		12.09	05.10					
	0.9	48		09.12		24.0218-0011.1	480006		180/181,4 x 37	
	0.9	63		07.10						
	1.2 i	51		07.07						
	1.2 i Start-Stop	51		11.08						
	1.2 LPG	51		12.10						
	1.3 D Multijet	55		07.07						
	1.3 D Multijet	70		12.09						
	0.9	48		09.12		03.0520-8220.3	698220		20,64/180x32 TopKit	BDX
	0.9	63		07.10						
	1.2 i	51		07.07						
FIAT 500C Cabrio (09-)	1.2	51		09.09		13.0460-3846.2	603846		24072 17,9 +/WK/Zub/SBOS	
	1.3 D Multijet	55		09.09		13.0470-3846.2	LD3846		24072 17,9 +/WK/Zub/SBOS	
	1.3 D Multijet	70		09.09		13.0460-3818.2	603818		23706 18,1 +/WK/S	BOS
	1.4	74		09.09		13.0460-3826.2	603826		23706 18,0 +/WK/Zub/SBOS	
						13.0470-3826.2	LD3826		23706 18,0 +/WK/Zub/SBOS	
	1.4 Abarth			09.09		13.0460-3827.2	603827	für Fzg. mit 1 WK ¹⁾	23709 19,6 +/WK/Zub/SBOS	
	1.4 Abarth	118		05.11		13.0470-3827.2	LD3827	für Fzg. mit 1 WK ¹⁾	23709 19,6 +/WK/Zub/SBOS	
						13.0460-3864.2	603864	für Fzg. mit 2 WK ²⁾	23709 19,6 +/WK/Zub/SBOS	

¹⁾ for vehicle with 1 WK / per autovettura con 1 RU / pour véhicule avec 1 TU / para vehículo con 1 CD
























²⁾ for vehicles + 2 warn.contacts / per veicoli + 2 contatti d'allarme / pour véhic.+ 2 contacts d'alerte / para vehic.+ 2 contact.alarma

								
FIAT 500C Cabrio (09-)								
	0.9	63		09.09		24.0112-0127.1	412127	258 12,0 10,2 +B
	1.2	51		09.09		24.0120-0184.1	420184	241 20,0 18,2 V +B
	1.3 D Multijet	55		09.09				
	1.3 D Multijet	70		09.09		24.0122-0197.1	422197	258 22,0 20,2 V +B
	1.4	74		09.09				
	1.4 Abarth			09.09		24.0122-0147.1	422147	- Kit ESSEESSE 284 22,0 20,2 V +B
	1.4 Abarth	118		05.11				
	0.9	63		09.09		24.0711-5221.3	360242	2  Radsensor L=1080
	1.2	51		09.09				
	1.3 D Multijet	55		09.09				
	1.3 D Multijet	70		09.09				
	1.4	74		09.09				
	1.4 Abarth			09.09				
	1.4 Abarth	118		05.11				
	1.4	74		09.09		13.0460-2879.2	602879	23601 13,7 /S LUC
	1.4 Abarth			09.09		13.0470-2879.2	LD2879	23601 13,7 /S LUC
	1.4 Abarth	118		05.11				
	1.4	74		09.09		24.0111-0119.1	411119	241 11,0 9,2 +B
	1.4 Abarth			09.09		24.0111-0119.1	411119	- Kit ESSEESSE 241 11,0 9,2 +B
	1.4 Abarth	118		05.11				
	0.9	63		09.09		24.0711-5220.3	360274	2  Radsensor L=706
	1.2	51		09.09				
	1.3 D Multijet	55		09.09				
	1.3 D Multijet	70		09.09				
	1.4	74		09.09				
	1.4 Abarth			09.09				
	1.4 Abarth	118		05.11				
	0.9	63		09.09	05.10	03.0137-0462.2	650462	180 x 32 HEB BDX
	1.2	51		09.09	05.10	03.0137-9303.2	669303	Einbausatz BDX
	1.3 D Multijet	55		09.09	05.10			
	1.3 D Multijet	70		09.09	05.10			
	0.9	63		09.09		24.0218-0011.1	480006	180/181,4 x 37
	1.2	51		09.09				
	1.3 D Multijet	55		09.09				
	1.3 D Multijet	70		09.09				
	0.9	63		09.09		03.0520-8220.3	698220	20,64/180x32 TopKit BDX
	1.2	51		09.09				
	1.3 D Multijet	55		09.09				
	1.3 D Multijet	70		09.09				
FIAT ALBEA (02-)								
	1.2 i	44		03.02		13.0460-3849.2	603849	24393 17,9 /Zub/S BOS
	1.2 i 16V	59		03.02		13.0460-3982.2	603982	23705 18,1 +/WK/S BOS
	1.3 JTD	51		03.02		13.0470-3982.2	LD3982	23705 18,1 +/WK/S BOS
	1.4 i	57		03.02				
	1.6 i 16V	76		03.02				
FIAT BARCHETTA (95-04)								
	1.8 i 16V			04.95	05.95	13.0460-2949.2	602949	20833 17,0 +/WK/S LUC
	1.8 i 16V			06.95	10.04	13.0460-7065.2	607065	21927 17,9 +/WK ATE
	1.8 i 16V			04.95	10.04	24.0120-0142.1	420142	258 20,0 18,2 V L +B
						24.0320-0142.1	520142	258 20,0 18,2 V L +B PD
	1.8 i 16V			04.95	10.04	13.0460-2951.2	602951	+ GG-Sättel ¹⁾ 21103 14,2 /S LUC
						13.0460-0072.2	610072	+ GG-Sättel ¹⁾ Einbausatz LUC
						13.0460-2826.2	602826	+ ALU-Sättel ²⁾ 23177 14,2 /S LUC
	1.8 i 16V			04.95	10.04	24.0111-0119.1	411119	241 11,0 9,2 +B
FIAT BRAVA (95-01)								
	1.2 i 16V			12.98	10.01	13.0460-7064.2	607064	+ Schaltgetriebe ³⁾ 21930 17,9 +/WK ATE
	1.4 i 12V			09.95	10.01			+ Schaltgetriebe ³⁾
	1.6 16 V	76		01.99	12.02			+ Schaltgetriebe ³⁾
	1.6 i 16V			09.95	10.01			+ Schaltgetriebe ³⁾
	1.9 D			09.95	10.01			+ Schaltgetriebe ³⁾
	1.9 TD	55		06.96	10.01			+ Schaltgetriebe ³⁾
	1.8 i 16V			09.95	10.01	13.0460-7065.2	607065	21927 17,9 +/WK ATE
	1.9 JTD			12.98	10.01			
	1.9 TD	74		06.96	10.01			
	2.0	113		09.98	08.00			
	1.2 i 16V			12.98	10.01	13.0460-7065.2	607065	+ Automatikgetriebe ⁴⁾ 21927 17,9 +/WK ATE
	1.4 i 12V			09.95	10.01			+ Automatikgetriebe ⁴⁾
	1.6 16 V	76		01.99	12.02			+ Automatikgetriebe ⁴⁾
	1.6 i 16V			09.95	10.01			+ Automatikgetriebe ⁴⁾
	1.9 D			09.95	10.01			+ Automatikgetriebe ⁴⁾
	1.9 TD	55		06.96	10.01			+ Automatikgetriebe ⁴⁾
	1.2 i 16V			12.98	10.01	24.0112-0127.1	412127	+ Schaltgetriebe ³⁾ 258 12,0 10,2 +B
	1.4 i 12V			09.95	10.01			+ Schaltgetriebe ³⁾
	1.6 16 V	76		01.99	12.02			+ Schaltgetriebe ³⁾
	1.6 i 16V			09.95	10.01			+ Schaltgetriebe ³⁾
	1.9 D			09.95	10.01			+ Schaltgetriebe ³⁾
	1.9 TD	55		06.96	10.01			+ Schaltgetriebe ³⁾

1) + cast iron caliper / + pinza in ghisa / + étriers en fonte grise / + fundición gris-pinza
2) + aluminium calipers / + pinze in alluminio / + étriers en aluminium / + pinzas de aluminio
3) + manual transmission / + scatola cambio velocità / + transmission mécanique / + cambio de velocidad
4) + autom.transmission / + scatola cambio automatico / + transmission automatique / + cambio automático























																
FIAT BRAVA (95-01)																
	1.2 i 16V	76	12.98	10.01 + Automatikgetriebe ¹⁾	24.0120-0142.1	420142		258 20,0 18,2 VL +B								
	1.4 i 12V		09.95	10.01 + Automatikgetriebe ¹⁾					24.0320-0142.1	520142						
	1.6 16 V		01.99	12.02 + Automatikgetriebe ¹⁾												
	1.6 i 16V		09.95	10.01 + Automatikgetriebe ¹⁾												
	1.8 i 16V		09.95	10.01												
	1.9 D		09.95	10.01 + Automatikgetriebe ¹⁾												
	1.9 JTD		12.98	10.01												
	1.9 TD		06.96	10.01 + Automatikgetriebe ¹⁾												
	1.9 TD		06.96	10.01												
	2.0		09.98	08.00												
	1.4 i 12V	76	09.95	11.98	24.0751-1149.3	360046	2 	Radsensor L=1160								
	1.6 i 16V		09.95	11.98												
	1.8 i 16V		09.95	11.98												
	1.9 D		09.95	11.98												
	1.9 TD		06.96	11.98												
	1.2 i 16V	76	12.98	10.01	24.0711-5015.3	360054		Radsensor L=1155								
	1.4 i 12V		12.98	10.01					24.0711-5016.3	360055						
	1.6 16 V		01.99	12.02												
	1.6 i 16V		12.98	10.01												
	1.8 i 16V		12.98	10.01												
	1.9 D		12.98	10.01												
	1.9 JTD		12.98	10.01												
	1.9 TD		12.98	10.01												
	2.0		09.98	08.00												
			1.4 i 12V	76							09.95	11.98	24.0721-1197.3	360037		Radsensor L=1095
1.6 i 16V		09.95	11.98		24.0721-1198.3	360038										
1.8 i 16V		09.95	11.98													
1.9 D		09.95	11.98													
1.9 TD		06.96	11.98													
	1.2 i 16V	76	12.98	10.01	24.0711-5019.3	360056		Radsensor L=1105								
	1.4 i 12V		12.98	10.01					24.0711-5020.3	360057						
	1.6 16 V		01.99	12.02												
	1.6 i 16V		12.98	10.01												
	1.8 i 16V		12.98	10.01												
	1.9 D		12.98	10.01												
	1.9 JTD		12.98	10.01												
	1.9 TD		12.98	10.01												
	2.0		09.98	08.00												
			1.2 i 16V	76							12.98	10.01 - ABS	03.0137-0274.2	650274		180 x 32 HEB AUT
1.4 i 12V		09.95	10.01 - ABS		03.0137-9179.2	669179										
1.9 D		09.95	10.01 - ABS													
1.4 i 12V		09.95	11.98 + ABS				03.0137-0262.2	650262								
1.6 i 16V		09.95	11.98						03.0137-9125.2	669125						
1.8 i 16V		09.95	11.98													
1.9 D		09.95	11.98 + ABS													
1.9 TD		06.96	11.98													
		1.2 i 16V	76				12.98	10.01 + ABS	03.0137-0345.2	650345		203 x 38 HEB				
		1.4 i 12V					12.98	10.01 + ABS								
	1.6 16 V	01.99		12.02												
	1.6 i 16V	12.98		10.01												
	1.8 i 16V	12.98		10.01												
	1.9 D	12.98		10.01 + ABS												
	1.9 JTD	12.98		10.01												
	1.9 TD	12.98		10.01												
		1.2 i 16V		76	12.98	10.01 - ABS	24.0218-0011.1	480006						180/181,4 x 37		
		1.4 i 12V			09.95	10.01 - ABS									24.0220-3007.1	480064
1.9 D		09.95	10.01 - ABS													
1.2 i 16V		12.98	10.01 + ABS													
1.4 i 12V		09.95	10.01 + ABS													
1.6 16 V		01.99	12.02													
1.6 i 16V		09.95	10.01													
1.8 i 16V		09.95	10.01													
1.9 D		09.95	10.01 + ABS													
1.9 JTD		12.98	10.01													
1.9 TD	06.96	10.01														
	1.2 i 16V	76	12.98	10.01 - ABS	03.0520-5222.3	695222		22,20/180x32 TopKit								
	1.4 i 12V		09.95	10.01 - ABS					03.0520-6722.3	696722						
	1.9 D		09.95	10.01 - ABS												
	1.4 i 12V		09.95	11.98 + ABS												
	1.6 i 16V		09.95	11.98												
	1.8 i 16V		09.95	11.98												
	1.9 D		09.95	11.98 + ABS												
	1.9 TD		09.96	11.98												
			1.2 i 16V	76							12.98	10.01 + ABS	03.0520-6822.3	696822		22,20/203x38 TopKit
			1.4 i 12V								12.98	10.01 + ABS				
1.6 16 V		01.99	12.02													
1.6 i 16V		12.98	10.01													
1.8 i 16V		12.98	10.01													
1.9 D		12.98	10.01 + ABS													
1.9 JTD		12.98	10.01													
1.9 TD		12.98	10.01													

¹⁾ + autom.transmission / + scatola cambio automatico / + transmission automatique / + cambio automático

												
FIAT BRAVO (95-01)												
	1.2 i 16V			12.98	10.01		13.0460-7064.2	607064	21930 17,9 +/WK	ATE		
	1.4 i 12V			09.95	10.01							
	1.6 i 16V			09.95	10.01							
	1.9 D			09.95	10.01							
1.9 TD	55		06.96	10.01								
	1.8 i 16V			09.95	10.01		13.0460-7065.2	607065	21927 17,9 +/WK	ATE		
	1.9 JTD			12.98	10.01							
	1.9 TD	74		06.96	10.01							
	2.0 i 20V			09.95	04.99		13.0460-7069.2	607069	21636 19,3 +/WK	ATE		
	2.0 i 20V			05.99	10.01		13.0460-7140.2	607140	23289 19,3 +/WK	ATE		
							13.0470-7140.2	LD7140	23289 19,3 +/WK	ATE		
	1.2 i 16V			12.98	10.01		24.0112-0127.1	412127	258 12,0 10,2 +B			
	1.4 i 12V			09.95	10.01							
	1.6 i 16V			09.95	10.01							
	1.9 D			09.95	10.01							
1.9 TD	55		06.96	10.01								
	1.8 i 16V			09.95	10.01		24.0120-0142.1	420142	258 20,0 18,2 V L +B			
	1.9 JTD			12.98	10.01		24.0320-0142.1	520142	258 20,0 18,2 V L +B PD			
	1.9 TD	74		06.96	10.01							
2.0 i 20V			09.95	10.01		24.0122-0147.1	422147	284 22,0 20,2 V +B				
	1.4 i 12V			09.95	11.98		24.0751-1149.3	360046	2	Radsensor L=1160		
	1.6 i 16V			09.95	11.98							
	1.8 i 16V			09.95	11.98							
	1.9 D			09.95	11.98							
1.9 TD			06.96	11.98								
2.0 i 20V			09.95	07.98		24.0751-1151.3	360047	2	Radsensor L=1210			
	1.2 i 16V			12.98	10.01		24.0711-5015.3	360054	+	Radsensor L=1155		
	1.4 i 12V			12.98	10.01		24.0711-5016.3	360055	+	Radsensor L=1155		
	1.6 i 16V			12.98	10.01							
	1.8 i 16V			12.98	10.01							
	1.9 D			12.98	10.01							
	1.9 JTD			12.98	10.01							
	1.9 TD			12.98	10.01							
	2.0 i 20V			08.98	10.01							
	2.0 i 20V			09.95	10.01		13.0460-2951.2	602951	+ GG-Sättel ¹⁾	21103 14,2 /S	LUC	
							13.0460-2826.2	602826	+ ALU-Sättel ²⁾	23177 14,2 /S	LUC	
						13.0460-0072.2	610072	+ GG-Sättel ¹⁾	Einbausatz	LUC		
	2.0 i 20V			09.95	10.01		24.0111-0119.1	411119		241 11,0 9,2 +B		
	1.4 i 12V			09.95	11.98		24.0721-1197.3	360037	+	Radsensor L=1095		
	1.6 i 16V			09.95	11.98		24.0721-1198.3	360038	+	Radsensor L=1095		
	1.8 i 16V			09.95	11.98							
	1.9 D			09.95	11.98							
	1.9 TD			06.96	11.98							
	2.0 i 20V			09.95	07.98							
	1.2 i 16V			12.98	10.01		24.0711-5019.3	360056	+	Radsensor L=1105		
	1.4 i 12V			12.98	10.01		24.0711-5020.3	360057	+	Radsensor L=1105		
	1.6 i 16V			12.98	10.01							
	1.8 i 16V			12.98	10.01							
	1.9 D			12.98	10.01							
	1.9 JTD			12.98	10.01							
	1.9 TD			12.98	10.01							
	2.0 i 20V			08.98	10.01							
		1.2 i 16V			12.98	10.01	- ABS	03.0137-0274.2	650274		180 x 32 HEB AUT	AP
		1.4 i 12V			09.95	10.01	- ABS	03.0137-9179.2	669179		Einbausatz	AP
1.9 D				09.95	10.01	- ABS						
1.4 i 12V				09.95	11.98	+ ABS	03.0137-0262.2	650262		203 x 39	BDX	
1.6 i 16V				09.95	11.98		03.0137-9125.2	669125		Einbausatz	BDX	
1.8 i 16V				09.95	11.98							
1.9 D				09.95	11.98	+ ABS						
1.9 TD				06.96	11.98							
1.2 i 16V				12.98	10.01	+ ABS	03.0137-0345.2	650345		203 x 38 HEB	AP	
1.4 i 12V			12.98	10.01	+ ABS	03.0137-9244.2	669244		Einbausatz	AP		
	1.6 i 16V			12.98	10.01							
	1.8 i 16V			09.95	10.01	- ABS	24.0218-0011.1	480006		180/181,4 x 37		
	1.9 D			09.95	10.01	- ABS						
	1.2 i 16V			12.98	10.01	+ ABS	24.0220-3007.1	480064		203/204,7 x 48,5		
	1.4 i 12V			09.95	10.01	+ ABS						
	1.6 i 16V			09.95	10.01							
	1.8 i 16V			09.95	10.01							
1.9 D			09.95	10.01	+ ABS							
1.9 JTD			12.98	10.01								
1.9 TD			06.96	10.01								
	1.2 i 16V			12.98	10.01	- ABS	03.0520-5222.3	695222		22,20/180x32 TopKit	AP	
	1.4 i 12V			09.95	10.01	- ABS						
	1.9 D			09.95	10.01	- ABS						
	1.4 i 12V			09.95	11.98	+ ABS	03.0520-6722.3	696722		22,20/203x39 TopKit	BDX	
	1.6 i 16V			09.95	11.98							

¹⁾ + cast iron caliper / + pinza in ghisa / + étriers en fonte grise / + fundición gris-pinza

²⁾ + aluminium calipers / + pinze in alluminio / + étriers en aluminium / + pinzas de aluminio

								
FIAT BRAVO (95-01)								
	1.8 i 16V		09.95	11.98	03.0520-6722.3	696722		22,20/203x39 TopKit BDX
	1.9 D		09.95	11.98 + ABS				
	1.9 TD		09.96	11.98				
	1.2 i 16V		12.98	10.01 + ABS	03.0520-6822.3	696822		22,20/203x38 TopKit AP
	1.4 i 12V		12.98	10.01 + ABS				
	1.6 i 16V		12.98	10.01				
	1.8 i 16V		12.98	10.01				
1.9 D		12.98	10.01 + ABS					
1.9 JTD		12.98	10.01					
1.9 TD		12.98	10.01					
FIAT BRAVO (07-)								
	1.4 i 16V	66	04.07		13.0460-3982.2	603982		23705 18,1 +/WK/S BOS
	1.4 LPG	66	11.09		13.0470-3982.2	LD3982		23705 18,1 +/WK/S BOS
	1.4 16V	103	04.08		13.0460-3983.2	603983		23708 19,4 +/WK/S BOS
	1.4 T-Jet	88	09.07		13.0470-3983.2	LD3983		23708 19,4 +/WK/S BOS
	1.6 D Multijet		03.08					
	1.9 D Multijet		04.07					
	1.9 D Multijet	66	04.07	12.08				
	1.4 T-Jet	110	09.07		13.0460-3984.2	603984		23711 19,4 +/WK/S BOS
	1.9 D Multijet	110	04.07		13.0470-3984.2	LD3984		23711 19,4 +/WK/S BOS
2.0 D Multijet		09.08						
	1.4 i 16V	66	04.07		24.0122-0197.1	422197		258 22,0 20,2 V +B
	1.4 LPG	66	11.09					
	1.4 16V	103	04.08		24.0122-0147.1	422147		284 22,0 20,2 V +B
	1.4 T-Jet	88	09.07					
	1.6 D Multijet		03.08					
	1.9 D Multijet		04.07					
	1.9 D Multijet	66	04.07	12.08				
1.4 T-Jet	110	09.07		24.0126-0125.1	426125		281 26,0 24,2 V +B	
1.9 D Multijet	110	04.07						
2.0 D Multijet		09.08						
	1.4 16V	103	04.08		13.0460-3991.2	603991		23714 16,6 /S BOS
	1.4 i 16V	66	04.07		13.0470-3812.2	LD3812		23714 17,6 /S BOS
	1.4 LPG	66	11.09		13.0460-3861.2	603861		23714 17,6 +/WK/Zub/SBOS
	1.4 T-Jet	88	09.07					
	1.4 T-Jet	110	09.07					
	1.6 D Multijet		03.08					
	1.9 D Multijet		04.07					
	1.9 D Multijet	66	04.07	12.08				
	1.9 D Multijet	110	04.07					
	2.0 D Multijet		09.08					
	1.4 16V	103	04.08		24.0110-0190.1	410190		252 10,0 9,0 +B
	1.4 16V	103	04.08					
	1.4 i 16V	66	04.07					
	1.4 T-Jet	88	09.07					
	1.4 T-Jet	110	09.07					
	1.6 D Multijet		03.08					
	1.9 D Multijet		04.07					
	1.9 D Multijet	66	04.07	12.08				
	1.9 D Multijet	110	04.07					
	2.0 D Multijet		09.08					
FIAT CINQUECENTO (92-98)								
	1100 Sporting		11.94	05.98	13.0460-3949.2	603949		21365 17,0 BDX
	700		02.92	05.98	13.0460-0434.2	610434		Einbausatz BDX
	900 i.e.		02.92	05.98				
	1100 Sporting		11.94	05.98	24.0111-0119.1	411119		241 11,0 9,2 +B
	700		02.92	05.98				
	900 i.e.		02.92	05.98				
	1100 Sporting		11.94	05.98	03.0137-0015.2	650015		185 x 31 AUT FI
	700		02.92	05.98	03.0137-9021.2	669021		Einbausatz FI
	900 i.e.		02.92	05.98				
	700		02.92	05.98	24.0218-5001.1	480012		185/186,8 x 36,5
	900 i.e.		02.92	05.98				
	1100 Sporting		11.94	05.98	24.0218-5002.1	480117		185/186,8 x 36,5
	1100 Sporting		11.94	05.98	03.0420-0319.3	680319		19,05/185x31 Kit FI
700		02.92	05.98					
900 i.e.		02.92	05.98					
FIAT COUPE (94-00)								
	1.8 i 16V		07.96	12.00	13.0460-7069.2	607069		21636 19,3 +/WK ATE
	2.0 i 20V		01.97	12.00				
	2.0 i 16V		12.93	06.96	13.0460-2979.2	602979		21147 19,0 +/WK/S LUC
	2.0 i 16V Turbo		12.93	06.96	13.0460-7069.2	607069		21636 19,3 +/WK ATE
	2.0 i 20V Turbo		01.97	12.00	13.0460-4968.2	604968		21381 18,0 +/WK BRE
	1.8 i 16V		07.96	12.00	24.0122-0107.1	422107		284 22,0 20,2 V +B
	2.0 i 16V		12.93	06.96				
	2.0 i 20V		01.97	12.00				
	2.0 i 16V Turbo		12.93	06.96	24.0122-0147.1	422147		284 22,0 20,2 V +B
	2.0 i 20V Turbo		01.97	12.00	24.0128-0120.1	428120		305 28,0 26,0 V

KW		231		i		ate		?		i		i	
FIAT COUPE (94-00)													
1.8 i 16V 2.0 i 16V 2.0 i 16V Turbo 2.0 i 20V 2.0 i 20V Turbo		47167	07.96 12.93 12.93 01.97 01.97			13.0460-2951.2 13.0460-0072.2	602951 610072			+ GG-Sättel ¹⁾ + GG-Sättel ¹⁾	21103 14,2 /S Einbausatz	LUC LUC	
	1.8 i 16V 2.0 i 20V 2.0 i 20V Turbo	47168 47168 47168		12.00 12.00 12.00		13.0460-2826.2	602826			+ ALU-Sättel ²⁾	23177 14,2 /S	LUC	
1.8 i 16V 2.0 i 16V 2.0 i 16V Turbo 2.0 i 20V 2.0 i 20V Turbo			07.96 12.93 12.93 01.97 01.97			24.0111-0119.1	411119				241 11,0 9,2 +B		
FIAT CROMA (91-96)													
1.6 1.9 TD 2.0 2.0 i.e. 2.0 i.e. 16V 2.0 i.e. Turbo 2.5 D 2.5 TD			11.90 11.90 11.90 11.90 12.92 11.90 11.90	12.92 10.96 12.92 10.96 10.96 10.96 10.96		13.0460-2952.2	602952				21185 19,4 +WK/S	LUC	
	2.0 i.e. 2.0 i.e. Turbo 2.0 i.e. Turbo 2.5 i.e. V6			11.90 11.90 01.93 04.93	10.96 10.96 10.96 10.96		13.0460-2979.2	602979		+ gepanzerte Fahrzeuge ⁴⁾ + gepanzerte Fahrzeuge ⁴⁾	21147 19,0 +WK/S	LUC	
1.6 1.9 TD 2.0 2.0 i.e. 2.5 D			11.90 11.90 11.90 11.90 11.90	12.92 10.96 12.92 10.96 10.96	- ABS - ABS - ABS/ - gepanzerte Fzg. ⁵⁾ - ABS	24.0114-0102.1	414102				258 14,0 12,8		
	1.9 TD 2.0 i.e. 2.0 i.e. 16V 2.0 i.e. Turbo 2.5 D 2.5 TD		11.90 11.90 12.92 11.90 11.90 11.90	10.96 10.96 10.96 10.96 10.96 10.96	+ ABS + ABS/ - gepanzerte Fzg. ⁶⁾ - gepanzerte Fahrzeuge ³⁾ - gepanzerte Fahrzeuge ³⁾ + ABS	24.0122-0130.1	422130				257 22,0 20,2 V		
2.0 i.e. 2.0 i.e. Turbo 2.5 i.e. V6			11.90 11.90 04.93	10.96 10.96 10.96	+ gepanzerte Fahrzeuge ⁴⁾ + gepanzerte Fahrzeuge ⁴⁾	24.0122-0145.1	422145				284 22,0 20,2 V +B		
2.5 i.e. V6			04.93	10.96		24.0122-0147.1	422147				284 22,0 20,2 V +B		
1.6 1.9 TD 2.0 2.0 i.e. 2.0 i.e. 16V 2.0 i.e. Turbo 2.5 D 2.5 TD			11.90 11.90 11.90 11.90 12.92 11.90 11.90	12.92 10.96 12.92 10.96 10.96 10.96 10.96	- ABS - ABS - ABS - ABS/ - gepanzerte Fzg. ⁵⁾ - ABS/ - gepanzerte Fzg. ⁵⁾ - ABS/ - gepanzerte Fzg. ⁵⁾ - ABS - ABS	13.0460-3904.2	603904				21107 12,0	BDX	
	1.6 1.9 TD 2.0 2.0 i.e. 2.0 i.e. 16V 2.0 i.e. Turbo 2.5 D 2.5 i.e. V6 2.5 TD		11.90 11.90 11.90 11.90 12.92 11.90 04.93 11.90	12.92 10.96 12.92 10.96 10.96 10.96 10.96 10.96	+ ABS + ABS + ABS/ + gepanzerte Fzg. ⁷⁾ + ABS/ + gepanzerte Fzg. ⁷⁾ + ABS/ + gepanzerte Fzg. ⁷⁾ + ABS + ABS	13.0460-2962.2 13.0460-0072.2	602962 610072				20668 16,6 /S Einbausatz	LUC LUC	
1.6 1.9 TD 2.0 2.0 i.e. 2.0 i.e. 16V 2.0 i.e. Turbo 2.5 D 2.5 i.e. V6 2.5 TD			11.90 11.90 11.90 11.90 12.92 11.90 04.93 11.90	12.92 10.96 12.92 10.96 10.96 10.96 10.96 10.96	- gepanzerte Fahrzeuge ³⁾ - gepanzerte Fahrzeuge ³⁾ - gepanzerte Fahrzeuge ³⁾	24.0110-0190.1	410190				252 10,0 9,0 +B		
	2.0 i.e. 2.0 i.e. Turbo		11.90 11.90	10.96 10.96	+ gepanzerte Fahrzeuge ⁴⁾ + gepanzerte Fahrzeuge ⁴⁾	24.0110-0209.1	410209				251 10,0 9,0 +B		
FIAT CROMA (05-10)													
1.8 i 16V 1.9 D Multijet 1.9 JTD 1.9 JTD 16V 2.2 i 16V	103 85 88 108		01.06 06.05 06.05 06.05	11.10 11.10 11.10 11.10		13.0460-7212.2 13.0460-7172.2 13.0470-7172.2	607212 607172 LD7172			f. Bremssattel m.Stahlkolben ⁸⁾ f. Bremssattel m.Kunststoffkolben ⁹⁾ f. Bremssattel m.Kunststoffkolben ⁹⁾	23738 20,1 +/WE 23402 20,1 +/WE 23402 20,1 +/WE	ATE ATE ATE	
	1.9 JTD 16V 2.4 JTD	2060169 147	2060168	06.05 06.05	11.10 11.10	13.0460-3824.2	603824				24294 19,0 +WK/S	LUC	
1.8 i 16V 1.9 D Multijet 1.9 JTD 1.9 JTD 16V 2.2 i 16V	103 85 88 108		01.06 06.05 06.05 06.05	11.10 11.10 11.10 11.10		24.0125-0141.1 24.0325-0141.1	425141 525141				285 24,9 22,0 V L +S +B 285 24,9 22,0 V L +S +B PD		
	1.9 JTD 16V 2.4 JTD	2060169 147	2060168	06.05 06.05	11.10 11.10	24.0128-0185.1	428185				305 28,0 26,0 V L +B		

¹⁾ + cast iron caliper / + pinza in ghisa / + étriers en fonte grise / + fundición gris-pinza

²⁾ + aluminium calipers / + pinze in alluminio / + étriers en aluminium / + pinzas de aluminio

³⁾ - armoured vehicles / - veicoli blindati / - véhicule blindé / - vehículo blindado

⁴⁾ + armoured vehicles / + veicoli blindati / + véhicule blindé / + vehículo blindado

⁵⁾ - ABS/ - armoured vehicles / - ABS/ - veicoli blindati / - ABS/ - véhicule blindé / - ABS/ - vehículo blindado

⁶⁾ + ABS/ - armoured vehicles / + ABS/ - veicoli blindati / + ABS/ - véhicule blindé / + ABS/ - vehículo blindado

⁷⁾ + ABS/ + armoured vehicles / + ABS/ + veicoli blindati / + ABS/ + véhicule blindé / + ABS/ + vehículo blindado

⁸⁾ for br.caliper +steel piston / per pinza fr. +pistone acciaio / pour étrier f. +piston en acier / para pinza fr. +pistón de acero





















⁹⁾ for br.caliper +plastic piston / per pinza fr. +pistone plastica / pour étrier fr. +piston plastique / para pinza fr. +pistón plástico



FIAT CROMA (05-10)																
	1.8 i 16V	103		01.06	11.10	13.0460-3825.2	603825		24348 17,1 /S	LUC						
	1.9 D Multijet	85		06.05	11.10											
	1.9 JTD	88		06.05	11.10											
	1.9 JTD 16V			06.05	11.10											
	2.2 i 16V	108		06.05	11.10											
	2.4 JTD	147		06.05	11.10											
	1.8 i 16V	103		01.06	11.10	24.0112-0157.1	412157	278 11,9 10,0 +S +B	278 11,9 10,0 +S +B PD							
	1.9 D Multijet	85		06.05	11.10					24.0312-0157.1	512157					
	1.9 JTD	88		06.05	11.10	24.0120-0173.1	420173	292 19,9 18,0 V +S +B	292 19,9 18,0 V +S +B PD							
	2.2 i 16V	108		06.05	11.10											
	1.9 JTD 16V			06.05	11.10											
	2.4 JTD	147		06.05	11.10					24.0320-0173.1	520173					
FIAT DOBLO (01-10)																
	1.2 i.e.	48		01.01	09.05	13.0460-7141.2	607141		23842 18,1 +	ATE						
	1.3 JTD	51		05.04	09.05											
	1.6 i 16V	76		10.01	09.05											
	1.6 Natural Power	76		09.02	09.05											
	1.9 D	46		01.01	09.05											
	1.9 JTD	74		10.01	09.05											
	1.9 JTD	77		07.03	09.05											
	1.3 16V	66		12.09	01.10						13.0460-3811.2	603811		23708 19,2 /S	BOS	
	1.3 D Multijet	55		10.05	01.10											+ Bremsscheibendurchm. 284 mm ¹⁾
	1.3 D Multijet	62		10.05	01.10											+ Bremsscheibendurchm. 284 mm ¹⁾
1.3 JTD	55		10.05	01.10	+ Bremsscheibendurchm. 284 mm ¹⁾											
1.3 JTD	62		10.05	01.10	+ Bremsscheibendurchm. 284 mm ¹⁾											
1.4 i	57		10.05	01.10	+ Bremsscheibendurchm. 284 mm ¹⁾											
1.6 16V	77		12.09	01.10	+ Bremsscheibendurchm. 284 mm ¹⁾											
1.6 i 16V	76		10.05	01.10	+ Bremsscheibendurchm. 284 mm ¹⁾											
1.6 Natural Power	76		10.05	01.10	+ Bremsscheibendurchm. 284 mm ¹⁾											
1.9 D Multijet	88		10.05	01.10	+ Bremsscheibendurchm. 284 mm ¹⁾											
1.9 JTD	74		10.05	01.10	+ Bremsscheibendurchm. 284 mm ¹⁾											
1.9 JTD	77		10.05	01.10	+ Bremsscheibendurchm. 284 mm ¹⁾											
1.9 JTD	88		10.05	01.10	+ Bremsscheibendurchm. 284 mm ¹⁾											
2.0 16V	99		12.09	01.10	+ Bremsscheibendurchm. 284 mm ¹⁾											
	1.3 16V	66		12.09	01.10	13.0460-3850.2	603850		23707 18,0 /Zub/S	BOS						
	1.3 D Multijet	55		10.05	01.10						+ Bremsscheibendurchm. 258 mm ²⁾					
	1.3 D Multijet	62		10.05	01.10						+ Bremsscheibendurchm. 258 mm ²⁾					
	1.3 JTD	55		10.05	01.10						+ Bremsscheibendurchm. 258 mm ²⁾					
	1.3 JTD	62		10.05	01.10						+ Bremsscheibendurchm. 258 mm ²⁾					
	1.4 i	57		10.05	01.10						+ Bremsscheibendurchm. 258 mm ²⁾					
	1.6 16V	77		12.09	01.10						+ Bremsscheibendurchm. 258 mm ²⁾					
	1.6 i 16V	76		10.05	01.10						+ Bremsscheibendurchm. 258 mm ²⁾					
	1.6 Natural Power	76		10.05	01.10						+ Bremsscheibendurchm. 258 mm ²⁾					
	1.9 D Multijet	88		10.05	01.10						+ Bremsscheibendurchm. 258 mm ²⁾					
1.9 JTD	74		10.05	01.10	+ Bremsscheibendurchm. 258 mm ²⁾											
1.9 JTD	77		10.05	01.10	+ Bremsscheibendurchm. 258 mm ²⁾											
1.9 JTD	88		10.05	01.10	+ Bremsscheibendurchm. 258 mm ²⁾											
2.0 16V	99		12.09	01.10	+ Bremsscheibendurchm. 258 mm ²⁾											
	1.2 i.e.	48		01.01	09.05	24.0120-0142.1	420142		258 20,0 18,2 V L +B	258 20,0 18,2 V L +B PD						
	1.3 JTD	51		05.04	09.05						24.0320-0142.1	520142				
	1.6 i 16V	76		10.01	09.05											
	1.6 Natural Power	76		09.02	09.05											
	1.9 D	46		01.01	09.05											
	1.9 JTD	74		10.01	09.05											
	1.9 JTD	77		07.03	09.05											
	1.3 16V	66		12.09	01.10						24.0122-0147.1	422147		284 22,0 20,2 V +B		
	1.3 D Multijet	55		10.05	01.10											
	1.3 D Multijet	62		10.05	01.10											
1.3 JTD	55		10.05	01.10												
1.3 JTD	62		10.05	01.10												
1.4 i	57		10.05	01.10												
1.6 16V	77		12.09	01.10												
1.6 i 16V	76		10.05	01.10												
1.6 Natural Power	76		09.02	01.10												
1.9 JTD	74		10.05	01.10												
1.9 JTD	77		10.05	01.10												
1.9 JTD	88		10.05	01.10												
1.9 JTD	88		10.05	01.10												
2.0 16V	99		12.09	01.10												
	1.3 16V	66		12.09	01.10	24.0122-0197.1	422197		258 22,0 20,2 V +B							
	1.3 D Multijet	55		10.05	01.10											
	1.3 D Multijet	62		10.05	01.10											
	1.3 JTD	55		10.05	01.10											
	1.3 JTD	62		10.05	01.10											
	1.4 i	57		10.05	01.10											
	1.6 16V	77		12.09	01.10											
	1.6 i 16V	76		10.05	01.10											
	1.6 Natural Power	76		09.02	01.10											
	1.9 JTD	74		10.05	01.10											
1.9 JTD	77		10.05	01.10												
1.9 JTD	88		10.05	01.10												
1.9 JTD	88		10.05	01.10												
2.0 16V	99		12.09	01.10												

¹⁾ + brake disc diameter 284mm / + diametro dischi freno 284mm / + diamètre disques frein 284mm / + diámetro disco freno 284mm

²⁾ + brake disc diameter 258mm / + diametro dischi freno 258mm / + diamètre disques frein 258mm / + diámetro disco freno 258mm

        							
FIAT DOBLO (01-10)							
	1.3 16V 66	12.09	01.10	24.0711-5071.3	360180		Radsensor L=1280 Radsensor L=1265
	1.3 D Multijet 55	10.05	01.10	24.0711-5072.3	360080		
	1.3 D Multijet 62	10.05	01.10				
	1.3 JTD 55	10.05	01.10				
	1.3 JTD 62	10.05	01.10				
	1.4 i 57	10.05	01.10				
	1.6 16V 77	12.09	01.10				
	1.6 i 16V 76	10.01	01.10				
	1.6 i 16V Bus 76	10.01	01.10				
	1.6 i 16V Kastenw. 76	10.01	01.10				
	1.6 Natural Power 76	09.02	01.10				
	1.9 D Multijet 88	10.05	01.10				
	1.9 JTD 74	10.01	01.10				
	1.9 JTD 77	07.03	01.10				
	1.9 JTD 77	07.03	01.10				
	1.9 JTD 88	10.05	01.10				
	1.9 JTD Bus 74	10.01	01.10				
	1.9 JTD Kastenw. 74	10.01	01.10				
	1.9 JTD Kastenw. 77	07.03	01.10				
	2.0 16V 99	12.09	01.10				
	1.3 16V 66	12.09	01.10	24.0711-5130.3	360106	 	Radsensor L=1880 Radsensor L=1880
	1.3 D Multijet 55	10.05	01.10	24.0711-5131.3	360107		
	1.3 D Multijet 62	10.05	01.10				
	1.3 JTD 55	10.05	01.10				
	1.3 JTD 62	10.05	01.10				
	1.4 i 57	10.05	01.10				
	1.6 16V 77	12.09	01.10				
	1.6 i 16V 76	10.01	01.10				
	1.6 i 16V Bus 76	10.01	01.10				
	1.6 i 16V Kastenw. 76	10.01	01.10				
	1.6 Natural Power 76	09.02	01.10				
	1.9 D Multijet 88	10.05	01.10				
	1.9 JTD 74	10.01	01.10				
	1.9 JTD 77	07.03	01.10				
	1.9 JTD 77	07.03	01.10				
	1.9 JTD 88	10.05	01.10				
	1.9 JTD Bus 74	10.01	01.10				
	1.9 JTD Kastenw. 74	10.01	01.10				
	1.9 JTD Kastenw. 77	07.03	01.10				
	2.0 16V 99	12.09	01.10				
	1.2 i.e. 48	01.01	09.05	03.0137-0415.2	650415		228 x 42 HEB Einbausatz
	1.3 JTD 51	05.04	09.05	03.0137-9261.2	669261		
	1.6 i 16V 76	10.01	09.05				
	1.9 D 46	01.01	09.05				
	1.9 JTD 74	10.01	09.05				
	1.9 JTD 77	07.03	09.05				
	1.3 16V 66	12.09	01.10	03.0137-0457.2	650457		
	1.3 D Multijet 55	10.05	01.10	03.0137-9296.2	669296		
	1.3 D Multijet 62	10.05	01.10				
	1.3 JTD 55	10.05	01.10				
1.3 JTD 62	10.05	01.10					
1.4 i 57	10.05	01.10					
1.6 16V 77	12.09	01.10					
1.6 i 16V 76	10.05	01.10					
1.6 Natural Power 76	02.09	01.10					
1.9 D Multijet 88	10.05	01.10					
1.9 JTD 74	10.05	01.10					
1.9 JTD 77	10.05	01.10					
1.9 JTD 88	10.05	01.10					
2.0 16V 99	12.09	01.10					
	1.2 i.e. 48	01.01	09.05	24.0222-8018.1	480078		228/230 x 48
	1.3 16V 66	12.09	01.10				
	1.3 D Multijet 55	10.05	01.10				
	1.3 D Multijet 62	10.05	01.10				
	1.3 JTD 51	05.04	09.05				
	1.3 JTD 55	10.05	01.10				
	1.3 JTD 62	10.05	01.10				
	1.4 i 57	10.05	01.10				
	1.6 16V 77	12.09	01.10				
	1.6 i 16V 76	10.01	01.10				
	1.6 Natural Power 76	02.09	01.10				
	1.9 D 46	01.01	09.05				
	1.9 D Multijet 88	10.05	01.10				
	1.9 JTD 74	10.01	01.10				
	1.9 JTD 77	07.03	01.10				
	1.9 JTD 88	10.05	01.10				
	2.0 16V 99	12.09	01.10				
	1.3 16V 66	12.09	01.10	03.0520-9120.3	699120		20,64/228x42 TopKit AP
	1.3 D Multijet 55	10.05	01.10				
	1.3 D Multijet 62	10.05	01.10				
	1.3 JTD 55	10.05	01.10				
	1.3 JTD 62	10.05	01.10				
	1.4 i 57	10.05	01.10				
	1.6 16V 77	12.09	01.10				
	1.6 i 16V 76	10.05	01.10				
	1.9 D Multijet 88	10.05	01.10				
	1.9 JTD 74	10.05	01.10				

1) + Van / + Furgone / + Fourgonnette / + Furgón

2) + bus / + autobus / + autobus/car / + autobús



FIAT DOBLO (01-10)

	1.9 JTD	77		10.05	01.10	03.0520-9120.3	699120		20,64/228x42 TopKit	AP
	1.9 JTD	88		10.05	01.10					
	2.0 16V	99		12.09	01.10					

FIAT DOBLO (10-)












	1.3 D Multijet	66		02.10		13.0460-3827.2	603827		23709 19,6 +/WK/Zub/SBOS	
	1.4	70		02.10		13.0470-3827.2	LD3827		23709 19,6 +/WK/Zub/SBOS	
	1.4	88		10.11						
	1.4 Natural Power	88		02.10						
	1.6 D 16V Multijet	66		02.10						
	1.6 D 16V Multijet	77		02.10						
	1.6 D Multijet	74		02.10						
	1.6 D Multijet	77		02.10						
	2.0 D Multijet	99		02.10						
	1.3 D Multijet	66		02.10		13.0460-7265.2	607265		24727 20,7 +/WK	ATE
	1.4	70		02.10						
	1.4	88		10.11						
	1.4 Natural Power	88		02.10						
	1.6 D 16V Multijet	66		02.10						
	1.6 D 16V Multijet	77		02.10						
	1.6 D Multijet	74		02.10						
	1.6 D Multijet	77		02.10						
	2.0 D Multijet	99		02.10						
	1.3 D Multijet	66		02.10		24.0122-0145.1	422145		284 22,0 20,2 V +B	
	1.4	70		02.10						
	1.4	88		10.11						
	1.4 Natural Power	88		02.10						
	1.6 D 16V Multijet	66		02.10						
	1.6 D 16V Multijet	77		02.10						
	1.6 D Multijet	74		02.10						
	1.6 D Multijet	77		02.10						
	2.0 D Multijet	99		02.10						
	1.3 D Multijet	66		02.10		24.0128-0253.1	428253		305 28,0 26,0 V L +B	
	1.4	70		02.10						
	1.4	88		10.11						
	1.4 Natural Power	88		02.10						
	1.6 D 16V Multijet	66		02.10						
	1.6 D 16V Multijet	77		02.10						
	1.6 D Multijet	74		02.10						
	1.6 D Multijet	77		02.10						
	2.0 D Multijet	99		02.10						
	1.3 D Multijet	66		02.10		03.0137-0457.2	650457		228 x 42 HEB	
	1.4	70		02.10						
	1.4	88		10.11						
	1.4 Natural Power	88		02.10						
	1.6 D 16V Multijet	66		02.10						
	1.6 D 16V Multijet	77		02.10						
	1.6 D Multijet	74		02.10						
	1.6 D Multijet	77		02.10						
	2.0 D Multijet	99		02.10						








FIAT DUCATO (94-02)

	1.9 D (10)			02.94	12.99	13.0460-2976.2	602976		21797 19,7 +/WK/S	LUC
	1.9 TD (10)			02.94	12.99					
	1.9 TD CAT (10)			02.94	12.99					
	2.0 i (10/14)			02.94	12.99					
	2.5 D (14)			02.94	12.99					
	2.5 TDI (14)			02.94	12.99					
	2.5 TDI ECO (14)			02.94	12.99					
	2.8 D (14)			02.98	12.99					
	2.8 TDI (14)			10.97	12.99					
	1.9 D (10)			01.00	10.01	13.0460-2850.2	602850		23602 19,7 +/WK/S	LUC
	1.9 TD (10)			01.00	10.01					
	1.9 TD CAT (10)			01.00	10.01					
	2.0 i (10/14)			01.00	10.01					
	2.5 D (14)			01.00	10.01					
	2.5 TDI (14)			01.00	10.01					
	2.5 TDI ECO (14)			01.00	10.01					
	2.8 D (14)			01.00	10.01					
	2.8 JTD (14)			11.00	10.01					
	2.8 TDI (14)			01.00	10.01					
	1.9 D (10)			11.01	03.02	13.0460-4978.2	604978		23917 19,3 +/WK/Zub	BRE
	1.9 TD (10)			11.01	03.02					
	1.9 TD CAT (10)			11.01	03.02					
	2.0 i (10/14)			11.01	03.02					
	2.0 JTD (14)			10.01	03.02					
	2.5 D (14)			11.01	03.02					
	2.5 TDI (14)			11.01	03.02					
	2.5 TDI ECO (14)			11.01	03.02					
	2.8 D (14)			11.01	03.02					
	2.8 JTD (14)			11.01	03.02					
	2.8 TDI (14)			11.01	03.02					
	2.0 i (18)			02.94	12.99	13.0460-2977.2	602977		21799 19,7 +/WK/S	LUC
	2.5 D (18)			02.94	12.99					
	2.5 TDI (18)			02.94	12.99					
	2.5 TDI ECO (18)			02.94	12.99					

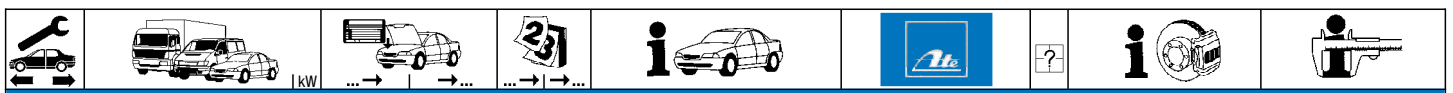
1) + 9" brake / + servofreno da 9" / + frein de 9" / + freno de 9"



FIAT DUCATO (94-02)											
	2.8 D (18) 2.8 TDI (18)			02.98 10.97	12.99 12.99		13.0460-2977.2	602977		21799 19,7 +/WK/S	LUC
	2.0 i (18) 2.5 D (18) 2.5 TDI (18) 2.5 TDI ECO (18) 2.8 D (18) 2.8 JTD (18) 2.8 TDI (18)			01.00 01.00 01.00 01.00 01.00 11.00 01.00	10.01 10.01 10.01 10.01 10.01 10.01 10.01		13.0460-2852.2	602852		23603 19,7 +/WK/S	LUC
	2.0 i (18) 2.0 JTD (18) 2.5 D (18) 2.5 TDI (18) 2.5 TDI ECO (18) 2.8 D (18) 2.8 JTD (18) 2.8 TDI (18)			11.01 10.01 11.01 11.01 11.01 11.01 11.01 11.01	03.02 03.02 03.02 03.02 03.02 03.02 03.02 03.02		13.0460-4979.2	604979		23919 19,3 +/WK/Zub	BRE
	1.9 D (10) 1.9 TD (10) 1.9 TD CAT (10) 2.0 i (10/14) 2.5 D (14) 2.8 D (14)			02.94 02.94 02.94 02.94 02.94 02.98	10.01 10.01 10.01 10.01 10.01 10.01		24.0118-0108.1	418108		280 18,0 15,9 +B	
	2.5 TDI (14) 2.5 TDI ECO (14) 2.8 JTD (14) 2.8 TDI (14)			02.94 02.94 11.00 10.97	10.01 10.01 10.01 10.01		24.0124-0127.1	424127		280 24,0 21,9 V +B	
	2.0 i (18) 2.5 D (18) 2.5 TDI (18) 2.5 TDI ECO (18) 2.8 D (18) 2.8 JTD (18) 2.8 TDI (18)			02.94 02.94 02.94 02.94 02.98 11.00 10.97	10.01 10.01 10.01 10.01 10.01 10.01 10.01		24.0124-0138.1	424138		300 24,0 21,9 V +B	
	1.9 D (10) 1.9 TD (10) 1.9 TD CAT (10) 2.0 i (10/14) 2.0 JTD (14) 2.5 D (14) 2.5 TDI (14) 2.5 TDI ECO (14) 2.8 D (14) 2.8 JTD (14) 2.8 TDI (14)			11.01 11.01 11.01 11.01 10.01 11.01 11.01 11.01 11.01 11.01 11.01	03.02 03.02 03.02 03.02 03.02 03.02 03.02 03.02 03.02 03.02 03.02		24.0124-0127.1	424127		280 24,0 21,9 V +B	
	2.0 i (18) 2.0 JTD (18) 2.5 D (18) 2.5 TDI (18) 2.5 TDI ECO (18) 2.8 D (18) 2.8 JTD (18) 2.8 TDI (18)			11.01 10.01 11.01 11.01 11.01 11.01 11.01 11.01	03.02 03.02 03.02 03.02 03.02 03.02 03.02 03.02		24.0124-0138.1	424138		300 24,0 21,9 V +B	
	1.9 D (10) 1.9 TD (10) 1.9 TD CAT (10) 2.0 i (10/14/18) 2.0 JTD (14/18) 2.5 D (14/18) 2.5 TDI (14/18) 2.5 TDI ECO (14/18) 2.8 D (14/18) 2.8 JTD (14/18) 2.8 TDI (14/18)			11.01 11.01 11.01 11.01 10.01 11.01 11.01 11.01 11.01 11.01 11.01	03.02 03.02 03.02 03.02 03.02 03.02 03.02 03.02 03.02 03.02 03.02		13.0460-4980.2	604980		23921 20,3 /Zub	
	1.9 D (10) 1.9 TD (10) 1.9 TD CAT (10) 2.0 i (10/14) 2.0 JTD (14) 2.5 D (14) 2.5 TDI (14) 2.5 TDI ECO (14) 2.8 D (14) 2.8 JTD (14) 2.8 TDI (14)			11.01 11.01 11.01 11.01 10.01 11.01 11.01 11.01 11.01 11.01 11.01	03.02 03.02 03.02 03.02 03.02 03.02 03.02 03.02 03.02 03.02 03.02		24.0116-0124.1	416124		280 16,0 14,2 +B	
	2.0 i (18) 2.0 JTD (18) 2.5 D (18) 2.5 TDI (18) 2.5 TDI ECO (18) 2.8 D (18) 2.8 JTD (18) 2.8 TDI (18)			11.01 10.01 11.01 11.01 11.01 11.01 11.01 11.01	03.02 03.02 03.02 03.02 03.02 03.02 03.02 03.02		24.0116-0125.1	416125		280 16,0 14,2 +B	

FIAT DUCATO (94-02)															
	1.9 D (10)			02.94	10.01	03.0137-0333.2	650333		254 x 57 HEB Einbausatz	LUC					
	1.9 TD (10)			02.94	10.01		669219								
	1.9 TD CAT (10)			02.94	10.01										
	2.0 i (10/14)			02.94	10.01										
	2.5 D (14)			02.94	10.01										
	2.5 TDI (14)			02.94	10.01										
	2.5 TDI ECO (14)			02.94	10.01										
	2.8 D (14)			02.98	10.01										
	2.8 JTD (14)			11.00	10.01										
	2.8 TDI (14)			10.97	10.01										
	2.0 i (18)			02.94	10.01	03.0137-0334.2	650334		254 x 57 HEB Einbausatz	LUC					
	2.5 D (18)			02.94	10.01		669219								
	2.5 TDI (18)			02.94	10.01										
	2.5 TDI ECO (18)			02.94	10.01										
	2.8 D (18)			02.98	10.01										
	2.8 JTD (18)			11.00	10.01										
	2.8 TDI (18)			10.97	10.01										
	1.9 D (10)			11.01	03.02	03.0137-0432.2	650432	- Quick Fit	254 x 57 HEB Einbausatz	AP					
	1.9 TD (10)			11.01	03.02		669285								
	1.9 TD CAT (10)			11.01	03.02										
	2.0 i (10/14)			11.01	03.02										
	2.0 JTD (14)			10.01	03.02										
	2.5 D (14)			11.01	03.02										
	2.5 TDI (14)			11.01	03.02										
	2.5 TDI ECO (14)			11.01	03.02										
	2.8 D (14)			11.01	03.02										
	2.8 JTD (14)			11.01	03.02										
2.8 TDI (14)			11.01	03.02											
	1.9 D (10)			02.94	03.02	24.0225-4002.1	480048		254/255 x 63,5						
	1.9 TD (10)			02.94	03.02										
	1.9 TD CAT (10)			02.94	03.02										
	2.0 i (10/14)			02.94	03.02										
	2.0 JTD (14)			10.01	03.02										
	2.5 D (14)			02.94	03.02										
	2.5 TDI (14)			02.94	03.02										
	2.5 TDI ECO (14)			02.94	03.02										
	2.8 D (14)			02.98	03.02										
	2.8 JTD (14)			11.00	03.02										
2.8 TDI (14)			10.97	03.02											
	2.0 i (18)			02.94	10.01	24.0225-4005.1	480070		254/255,6 x 65						
	2.5 D (18)			02.94	10.01										
	2.5 TDI (18)			02.94	10.01										
	2.5 TDI ECO (18)			02.94	10.01										
	2.8 D (18)			02.98	10.01										
	2.8 JTD (18)			11.00	10.01										
	2.8 TDI (18)			10.97	10.01										
	1.9 D (10)			02.94	10.01	03.0520-0925.3	690925		25,40/254x57 TopKit	LUC					
	1.9 TD (10)			02.94	10.01										
	1.9 TD CAT (10)			02.94	10.01										
	2.0 i (10/14)			02.94	10.01										
	2.5 D (14)			02.94	10.01										
	2.5 TDI (14)			02.94	10.01		03.0520-0226.3				690226		26,99/254x57 TopKit	LUC	
		2.5 TDI ECO (14)			02.94										10.01
		2.8 D (14)			02.98										10.01
		2.8 JTD (14)			11.00										10.01
	2.8 TDI (14)			10.97	10.01										
2.0 i (18)			02.94	10.01	03.0520-0728.3	690728		28,57/254x57 TopKit	LUC						
	2.5 D (18)			02.94						10.01					
	2.5 TDI (18)			02.94						10.01					
	2.5 TDI ECO (18)			02.94						10.01					
	2.8 D (18)			02.98						10.01					
	2.8 JTD (18)			11.00						10.01					
	2.8 TDI (18)			10.97						10.01					
1.9 D (10)			11.01	03.02	03.0520-0326.3	690326	+ Quick Fit	26,99/254x57 TopKit	AP						
	1.9 TD (10)			11.01						03.02					
	1.9 TD CAT (10)			11.01						03.02					
	2.0 i (10/14)			11.01						03.02					
	2.0 JTD (14)			10.01						03.02					
	2.5 D (14)			11.01						03.02					
	2.5 TDI (14)			11.01						03.02					
	2.5 TDI ECO (14)			11.01						03.02					
	2.8 D (14)			11.01						03.02					
	2.8 JTD (14)			11.01						03.02					
2.8 TDI (14)			11.01	03.02											
	2.0 i (18)			11.01	03.02	03.0137-4002.2	654002		172 x 42 /Zub						
	2.0 JTD (18)			10.01	03.02										
	2.5 D (18)			11.01	03.02										
	2.5 TDI (18)			11.01	03.02										
	2.5 TDI ECO (18)			11.01	03.02										
	2.8 D (18)			11.01	03.02										
	2.8 JTD (18)			11.01	03.02										
2.8 TDI (18)			11.01	03.02											

1) - support bearing / - cuscinetto di spinta / - palier d'appui / - soporte de apoyo



FIAT DUCATO (02-06)

	2.0 i (11/15)	81		04.02	07.06	13.0460-4978.2	604978			23917 19,3 +/WK/Zub	BRE
	2.0 JTD (11/15)	62		04.02	07.06						
	2.3 JTD (11/15)	81		04.02	07.06						
	2.8 JTD (11/15)	81		04.02	07.06						
	2.8 JTD 4x4 (11/15)	94		07.02	07.06						
	2.0 i (18)	81		04.02	07.06	13.0460-4979.2	604979			23919 19,3 +/WK/Zub	BRE
	2.0 JTD (18)	62		04.02	07.06						
	2.3 JTD (18)	81		04.02	07.06						
	2.8 JTD (18)	81		04.02	07.06						
	2.8 JTD 4x4 (18)	94		07.02	07.06						
	2.0 i (11/15)	81		04.02	07.06	24.0124-0127.1	424127			280 24,0 21,9 V +B	
	2.0 JTD (11/15)	62		04.02	07.06						
	2.3 JTD (11/15)	81		04.02	07.06						
	2.8 JTD (11/15)	81		04.02	07.06						
	2.8 JTD 4x4 (11/15)	94		07.02	07.06						
	2.0 i (18)	81		04.02	07.06	24.0124-0138.1	424138			300 24,0 21,9 V +B	
	2.0 JTD (18)	62		04.02	07.06						
	2.3 JTD (18)	81		04.02	07.06						
	2.8 JTD (18)	81		04.02	07.06						
	2.8 JTD 4x4 (18)	94		07.02	07.06						
	2.0 i (11/15/18)	81		04.02	07.06	13.0460-4980.2	604980			23921 20,3 /Zub	BRE
	2.0 JTD (11/15/18)	62		04.02	07.06						
	2.3 JTD (11/15/18)	81		04.02	07.06						
	2.8 JTD (11/15/18)	81		04.02	07.06						
	2.8 JTD 4x4(11/15/18)	94		07.02	07.06						
	2.0 i (11/15)	81		04.02	07.06	24.0116-0124.1	416124			280 16,0 14,2 +B	
	2.0 JTD (11/15)	62		04.02	07.06						
	2.3 JTD (11/15)	81		04.02	07.06						
	2.8 JTD (11/15)	81		04.02	07.06						
	2.8 JTD 4x4 (11/15)	94		07.02	07.06						
	2.0 i (18)	81		04.02	07.06	24.0116-0125.1	416125			280 16,0 14,2 +B	
	2.0 JTD (18)	62		04.02	07.06						
	2.3 JTD (18)	81		04.02	07.06						
	2.8 JTD (18)	81		04.02	07.06						
	2.8 JTD 4x4 (18)	94		07.02	07.06						
	2.0 i (11/15)	81		04.02	07.06	03.0137-0432.2	650432	- Quick Fit		254 x 57 HEB	AP
	2.0 JTD (11/15)	62		04.02	07.06						
	2.3 JTD (11/15)	81		04.02	07.06						
	2.8 JTD (11/15)	81		04.02	07.06						
	2.8 JTD 4x4 (11/15)	94		07.02	07.06						
	2.0 i (11/15)	81		04.02	07.06	24.0225-4002.1	480048			254/255 x 63,5	
	2.0 JTD (11/15)	62		04.02	07.06						
	2.3 JTD (11/15)	81		04.02	07.06						
	2.8 JTD (11/15)	81		04.02	07.06						
	2.8 JTD 4x4 (11/15)	94		07.02	07.06						
	2.0 i (11/15)	81		04.02	07.06	03.0520-0326.3	690326	+ Quick Fit		26,99/254x57 TopKit	AP
	2.0 JTD (11/15)	62		04.02	07.06						
	2.3 JTD (11/15)	81		04.02	07.06						
	2.8 JTD (11/15)	81		04.02	07.06						
	2.8 JTD 4x4 (11/15)	94		07.02	07.06						
	2.0 i (11/15/18)	81		04.02	07.06	03.0137-4002.2	654002	- Stützlager 1)		172 x 42 /Zub	
	2.0 JTD (11/15/18)	62		04.02	07.06						
	2.3 JTD (11/15/18)	81		04.02	07.06						
	2.8 JTD (11/15/18)	81		04.02	07.06						
	2.8 JTD 4x4(11/15/18)	94		07.02	07.06						

FIAT DUCATO (06-)

	140 Natural Power	100		04.09	Nutzlast 110/150 ²⁾	13.0460-4807.2	604807			24468 19,1 +/WK/Zub	BRE
	2.0 D 115 Multijet	85		06.11	Nutzlast 110/150 ²⁾						
	2.2 D 100 Multijet	74		07.06	Nutzlast 110/150 ²⁾						
	2.3 D 120 Multijet	88		07.06	Nutzlast 110/150 ²⁾						
	2.3 D 130 Multijet	96		01.07	Nutzlast 110/150 ²⁾						
	2.3 D 150 Multijet	109		06.11	Nutzlast 110/150 ²⁾						
	3.0 D 150 Multijet	107		04.10	Nutzlast 110/150 ²⁾						
	3.0 D 160 Multijet	116		07.06	Nutzlast 110/150 ²⁾						
	3.0 D Multijet	130		06.11	Nutzlast 110/150 ²⁾						
	140 Natural Power	100		04.09	Nutzlast leicht 170 ³⁾						
2.0 D 115 Multijet	85		06.11	Nutzlast leicht 170 ³⁾							
2.2 D 100 Multijet	74		07.06	Nutzlast leicht 170 ³⁾							
2.3 D 120 Multijet	88		07.06	Nutzlast leicht 170 ³⁾							
2.3 D 130 Multijet	96		01.07	Nutzlast leicht 170 ³⁾							
2.3 D 150 Multijet	109		06.11	Nutzlast leicht 170 ³⁾							
3.0 D 150 Multijet	107		04.10	Nutzlast leicht 170 ³⁾							
3.0 D 160 Multijet	116		07.06	Nutzlast leicht 170 ³⁾							
3.0 D Multijet	130		06.11	Nutzlast leicht 170 ³⁾							
140 Natural Power	100		04.09	Nutzlast schwer 170 ⁴⁾	13.0460-4810.2	604810			24466 19,1 +/WK/Zub	BRE	
2.0 D 115 Multijet	85		06.11	Nutzlast schwer 170 ⁴⁾							
2.2 D 100 Multijet	74		07.06	Nutzlast schwer 170 ⁴⁾							
2.3 D 120 Multijet	88		07.06	Nutzlast schwer 170 ⁴⁾							
2.3 D 130 Multijet	96		01.07	Nutzlast schwer 170 ⁴⁾							
2.3 D 150 Multijet	109		06.11	Nutzlast schwer 170 ⁴⁾							
3.0 D 150 Multijet	107		04.10	Nutzlast schwer 170 ⁴⁾							
3.0 D 160 Multijet	116		07.06	Nutzlast schwer 170 ⁴⁾							
3.0 D Multijet	130		06.11	Nutzlast schwer 170 ⁴⁾							
140 Natural Power	100		04.09	Nutzlast 200 ⁵⁾							13.0460-4811.2



































1) - support bearing / - cuscinetto di spinta / - palier d'appui / - soporte de apoyo

2) payload 110/150 / carico utile 110/150 / charge utile 110/150 / carga útil 110/150



















3) light payload 170 / carico utile leggero 170 / charge utile légère 170 / carga útil ligera 170

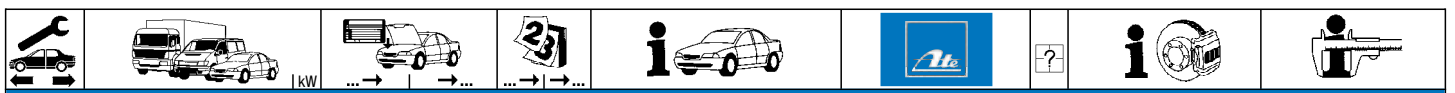
4) heavy payload 170 / carico utile pesante 170 / charge utile lourde 170 / carga útil pesada 170

5) payload 200 / carico utile 200 / charge utile 200 / carga útil 200

								
FIAT DUCATO (06-)								
	3.0 D 150 Multijet 3.0 D 160 Multijet 3.0 D Multijet	107 116 130	07.06 07.06 06.10		03.0137-4004.2	654004		172 x 42 /Zub
FIAT FIORINO (93-01)								
	1.3 1.4 1.6 1.7 D 1.7 TD		09.93 09.93 09.93 09.93 01.97	03.01 03.01 03.01 03.01 03.01	13.0460-7063.2	607063		21962 18,0 + ATE
	1.3 1.4 1.6 1.7 D 1.7 TD		09.93 09.93 09.93 09.93 01.97	03.01 03.01 03.01 03.01 03.01	24.0112-0122.1	412122		240 12,0 10,8
	1.3 1.4 1.6 1.7 D 1.7 TD		09.93 09.93 09.93 09.93 01.97	03.01 03.01 03.01 03.01 03.01	03.0137-0208.2 03.0137-9081.2	650208 669081		228 x 42 HEB Einbausatz
	1.3 1.4 1.6 1.7 D 1.7 TD		09.93 09.93 09.93 09.93 01.97	03.01 03.01 03.01 03.01 03.01	24.0222-8018.1	480078		228/230 x 48
	1.3 1.4 1.6 1.7 D 1.7 TD		09.93 09.93 09.93 09.93 01.97	03.01 03.01 03.01 03.01 03.01	03.0520-8820.3	698820		20,64/228x42 TopKit
FIAT FIORINO / FIORINO QUBO (08-)								
	1.3 D Multijet 1.4 1.4 Natural Power	55 54 57	09.08 09.08 10.09		- Halbautomatik Selespeed ¹⁾	13.0460-3826.2 13.0470-3826.2	603826 LD3826	23706 18,0 +/WK/Zub/SBOS 23706 18,0 +/WK/Zub/SBOS
	1.3 D Multijet 1.3 MPI 1.3 D Multijet	55 52 70	09.08 01.07 07.10		+ Halbautomatik Selespeed ²⁾	13.0460-3863.2	603863	23706 18,0 +/WK/Zub/SBOS
	1.3 D Multijet 1.3 MPI 1.4 1.4 Natural Power	55 52 54 57	09.08 01.07 09.08 10.09			13.0460-3827.2 13.0470-3827.2	603827 LD3827	23709 19,6 +/WK/Zub/SBOS 23709 19,6 +/WK/Zub/SBOS
	1.3 D Multijet 1.3 MPI 1.4 1.4 Natural Power	55 52 54 57	09.08 01.07 09.08 10.09			24.0122-0197.1	422197	258 22,0 20,2 V +B
	1.3 D Multijet 1.3 MPI 1.3 MPI 1.4 1.4 Natural Power	55 70 52 54 57	09.08 07.10 01.07 09.08 10.09			24.0122-0147.1	422147	284 22,0 20,2 V +B
	1.3 D Multijet 1.3 D Multijet 1.3 MPI 1.4 1.4 Natural Power	55 70 52 54 57	09.08 07.10 01.07 09.08 10.09			24.0711-5222.3	360309	2  Radsensor L=742
	1.3 D Multijet 1.3 D Multijet 1.3 MPI 1.4 1.4 Natural Power	55 70 52 54 57	09.08 07.10 01.07 09.08 10.09			24.0711-5218.3 24.0711-5219.3	360307 360308	 Radsensor L=764  Radsensor L=764
	1.3 D Multijet 1.3 D Multijet 1.4 Natural Power	55 70 57	09.08 07.10 10.09			03.0137-0493.2	650493	228 x 42 HEB AP
	1.3 MPI 1.4 1.4	52 54 54	01.07 09.08 09.08		- verstärkte Bremse ³⁾	03.0137-0479.2	650479	203 x 38 HEB AP
	1.4	54	09.08		+ verstärkte Bremse ⁴⁾	03.0137-0457.2	650457	228 x 42 HEB
	1.3 D Multijet 1.3 D Multijet 1.4 1.4 Natural Power	55 70 54 57	09.08 07.10 09.08 10.09		+ verstärkte Bremse ⁴⁾	24.0222-8018.1	480078	228/230 x 48
	1.3 MPI 1.4	52 54	01.07 09.08		- verstärkte Bremse ³⁾	24.0220-3007.1	480064	203/204,7 x 48,5
	1.3 D Multijet 1.3 D Multijet	55 70	09.08 07.10			03.0520-9220.3	699220	20,64/203x38 TopKit AP
FIAT IDEA (04-12)								
	1.2 i 16V 1.4 i 1.4 i 16V 1.4 LPG	59 57 70 57	01.04 11.05 01.04 03.09	02.08 02.08 02.08 07.12		13.0460-3810.2 13.0460-3818.2	603810 603818	23705 18,1 /S BOS 23706 18,1 +/WK/S BOS
	1.3 D Multijet 1.3 D Multijet 1.3 JTD 1.6 D Multijet 1.9 JTD	66 70 51 88 74	11.05 05.08 01.04 05.08 01.04	02.08 07.12 02.08 07.12 02.08		13.0460-3811.2 13.0460-3827.2 13.0470-3827.2	603811 603827 LD3827	23708 19,2 /S BOS 23709 19,6 +/WK/Zub/SBOS 23709 19,6 +/WK/Zub/SBOS
	1.2 i 16V 1.4 i 1.4 i 16V 1.4 LPG	59 57 70 57	01.04 11.05 01.04 03.09	02.08 02.08 02.08 07.12		24.0122-0197.1	422197	258 22,0 20,2 V +B

1) - semi autom. Selespeed / - cambio semi autom. Selespeed / - boîte semi autom. Selespeed / - caja camb. semi autom. Selespeed
2) + semi autom. Selespeed / + cambio semi autom. Selespeed / + boîte semi autom. Selespeed / + caja camb. semi autom. Selespeed
3) - heavy duty brake / - freno reforzado / - frein renforcé / - freno reforzado
4) + heavy duty brake / + freno reforzado / + frein renforcé / + freno reforzado

FIAT IDEA (04-12)		kW		
	1.3 D Multijet	66		11.05	02.08			24.0122-0147.1	422147									284 22,0 20,2 V +B	
	1.3 D Multijet	70		05.08	07.12														
	1.3 JTD	51		01.04	02.08														
	1.6 D Multijet	88		05.08	07.12														
	1.9 JTD	74		01.04	02.08														
	1.6 D Multijet	88		05.08	07.12			13.0460-2879.2	602879									23601 13,7 /S	LUC
								13.0470-2879.2	LD2879									23601 13,7 /S	LUC
	1.6 D Multijet	88		05.08	07.12			24.0111-0119.1	411119									241 11,0 9,2 +B	
	1.2 i 16V	59		01.04	02.08			03.0137-0479.2	650479									203 x 38 HEB	AP
	1.4 i	57		11.05	02.08														
	1.4 i 16V	70		01.04	02.08														
	1.4 LPG	57		03.09	07.12														
	1.3 D Multijet	66		11.05	02.08			03.0137-0457.2	650457									228 x 42 HEB	
	1.3 D Multijet	70		05.08	07.12														
	1.3 JTD	51		01.04	02.08														
	1.9 JTD	74		01.04	02.08														
	1.2 i 16V	59		01.04	02.08			24.0220-3007.1	480064									203/204,7 x 48,5	
	1.4 i	57		11.05	02.08														
	1.4 i 16V	70		01.04	02.08														
	1.4 LPG	57		03.09	07.12														
	1.3 D Multijet	66		11.05	02.08			24.0222-8018.1	480078									228/230 x 48	
	1.3 D Multijet	70		05.08	07.12														
	1.3 JTD	51		01.04	02.08														
	1.9 JTD	74		01.04	02.08														
	1.2 i 16V	59		01.04	06.05			03.0520-6922.3	696922									22,20/203x38 TopKit	AP
	1.4 i	57		11.05	02.08														
	1.4 i 16V	70		01.04	06.05														
	1.4 LPG	57		03.09	07.12														
	1.3 D Multijet	66		11.05	02.08			03.0520-9120.3	699120									20,64/228x42 TopKit	AP
	1.3 D Multijet	70		05.08	07.12														
	1.3 JTD	51		01.04	02.08														
	1.9 JTD	74		07.05	02.08														
FIAT LINEA (07-11)																			
	1.3 D Multijet	66		07.07	05.11			13.0460-3826.2	603826									23706 18,0 +/WK/Zub/SBOS	
	1.4			07.07	05.11			13.0470-3826.2	LD3826									23706 18,0 +/WK/Zub/SBOS	
								13.0460-3818.2	603818									23706 18,1 +/WK/S	BOS
	1.4 T-Jet			07.07	05.11			13.0460-3827.2	603827									23709 19,6 +/WK/Zub/SBOS	
	1.6	80		07.08	05.11			13.0470-3827.2	LD3827									23709 19,6 +/WK/Zub/SBOS	
	1.6 D Multijet	77		01.09	05.11														
	1.9 16V			07.08	05.11														
	1.3 D Multijet	66		07.07	05.11			24.0122-0197.1	422197									258 22,0 20,2 V +B	
	1.4			07.07	05.11														
	1.4 T-Jet			07.07	05.11			24.0122-0147.1	422147									284 22,0 20,2 V +B	
	1.6	80		07.08	05.11														
	1.6 D Multijet	77		01.09	05.11														
	1.9 16V			07.08	05.11														
	1.3 D Multijet	66		07.07	05.11			24.0711-5222.3	360309	2								Radsensor L=742	
	1.4			07.07	05.11														
	1.4 T-Jet			07.07	05.11														
	1.6	80		07.08	05.11														
	1.6 D Multijet	77		01.09	05.11														
	1.9 16V			07.08	05.11														
	1.4 T-Jet	80		07.07	05.11			13.0460-2867.2	602867									23517 16,6 /S	LUC
	1.6	77		07.08	05.11			13.0470-2867.2	LD2867									23517 16,6 /S	LUC
	1.6 D Multijet	77		01.09	05.11														
	1.9 16V			07.08	05.11														
	1.4 T-Jet	80		07.07	05.11			24.0110-0190.1	410190									252 10,0 9,0 +B	
	1.6	77		07.08	05.11														
	1.6 D Multijet	77		01.09	05.11														
	1.9 16V			07.08	05.11														
	1.3 D Multijet	66		07.07	05.11			24.0711-5218.3	360307									Radsensor L=764	
	1.4			07.07	05.11			24.0711-5219.3	360308									Radsensor L=764	
	1.4 T-Jet			07.07	05.11														
	1.6	80		07.08	05.11														
	1.6 D Multijet	77		01.09	05.11														
	1.9 16V			07.08	05.11														
	1.3 D Multijet	66		07.07	05.11			03.0137-0478.2	650478									228 x 42 HEB	AP
	1.4			07.07	05.11														
	1.3 D Multijet	66		07.07	05.11			24.0222-8018.1	480078									228/230 x 48	
	1.4			07.07	05.11														
	1.3 D Multijet	66		07.07	05.11			03.0520-9020.3	699020									20,64/228x42 TopKit	AP
	1.4			07.07	05.11														



FIAT MAREA (96-02)

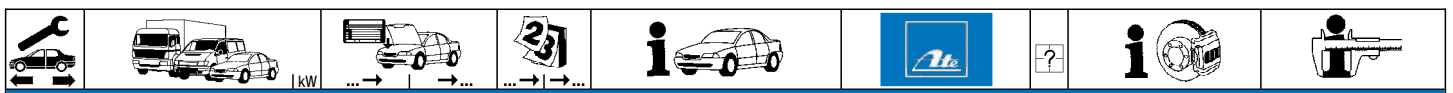
	1.2 i 16V Lim.		04.99	12.02	13.0460-7064.2	607064			21930 17,9 +/WK	ATE
	1.4 i 12V		09.96	12.02						
	1.6 i 16V Lim.		09.96	12.02						
	1.9 TD	55	09.96	12.02						
	1.2 i 16V Kombi		04.99	12.02	13.0460-7065.2	607065			21927 17,9 +/WK	ATE
	1.6 i 16V Kombi		09.96	12.02						
	1.8 i 16V		09.96	12.02						
	1.9 JTD		04.99	12.02						
	1.9 TD	74	09.96	12.02						
	2.0 i 20V		09.96	04.99						
2.4 TD		09.96	04.99							
	2.0 i 20V		05.99	12.02	13.0460-7140.2	607140			23289 19,3 +/WK	ATE
	2.4 JTD		04.99	12.02						
	1.2 i 16V Lim.		04.99	12.02	24.0112-0127.1	412127			258 12,0 10,2 +B	
	1.4 i 12V		09.96	12.02						
	1.6 i 16V Lim.		09.96	12.02	24.0120-0142.1	420142			258 20,0 18,2 V L +B	258 20,0 18,2 V L +B PD
	1.2 i 16V Kombi		04.99	12.02						
	1.6 i 16V Kombi		09.96	12.02						
	1.8 i 16V		09.96	12.02						
	1.9 JTD		04.99	12.02						
	1.9 TD	74	09.96	12.02						
	2.0 i 20V		09.96	12.02	24.0122-0147.1	422147			284 22,0 20,2 V +B	
	2.4 JTD		04.99	12.02						
	2.4 TD		09.96	04.99						
	2.0 i 20V		09.96	12.02	13.0460-2951.2	602951		+ GG-Sättel ¹⁾	21103 14,2 /S	LUC
	2.4 JTD		04.99	12.02						
	2.4 TD		09.96	04.99						
	2.0 i 20V		09.96	12.02	13.0460-2826.2	602826		+ ALU-Sättel ²⁾	23177 14,2 /S	LUC
	2.4 JTD		04.99	12.02						
	2.4 TD		09.96	04.99						
	2.0 i 20V		09.96	12.02	13.0460-0072.2	610072		+ GG-Sättel ¹⁾	241 11,0 9,2 +B	
	2.4 JTD		04.99	12.02						
	2.4 TD		09.96	04.99						
	1.4 i 12V		09.96	03.97	03.0137-0262.2	650262			203 x 39	BDX
	1.6 i 16V Lim.		09.96	03.97						
	1.8 i 16V Lim.		09.96	03.97						
	1.9 TD Lim.		09.96	03.97						
	1.2 i 16V		04.99	12.02	03.0137-0345.2	650345			203 x 38 HEB	AP
	1.4 i 12V		04.97	12.02						
	1.6 i 16V Lim.		04.97	12.02						
	1.8 i 16V Lim.		04.97	12.02						
	1.9 JTD Lim.		04.99	12.02						
	1.9 TD Lim.		04.97	12.02						
	1.6 i 16V Kombi		09.96	03.97						
	1.8 i 16V Kombi		09.96	03.97						
1.9 TD Kombi		09.96	03.97							
	1.6 i 16V Kombi		04.97	12.02	03.0137-0352.2	650352			228 x 43 HEB	AP
	1.8 i 16V Kombi		04.97	12.02						
	1.9 JTD Kombi		04.99	12.02						
	1.9 TD Kombi		04.97	12.02						
	1.2 i 16V		04.99	12.02	24.0220-3007.1	480064			203/204,7 x 48,5	
	1.4 i 12V		09.96	12.02						
	1.6 i 16V Lim.		09.96	12.02						
	1.8 i 16V Lim.		09.96	12.02						
	1.9 JTD Lim.		04.99	12.02						
	1.9 TD Lim.		09.96	12.02						
	1.6 i 16V Kombi		09.96	12.02						
	1.8 i 16V Kombi		09.96	12.02						
1.9 TD Kombi		09.96	12.02							
	1.6 i 16V Kombi		09.96	12.02	24.0222-8018.1	480078			228/230 x 48	
	1.8 i 16V Kombi		09.96	12.02						
	1.9 JTD Kombi		04.99	12.02						
	1.9 TD Kombi		09.96	12.02						
	1.4 i 12V		09.96	03.97	03.0520-6722.3	696722			22,20/203x39 TopKit	BDX
	1.6 i 16V Lim.		09.96	03.97						
	1.8 i 16V Lim.		09.96	03.97						
	1.9 TD Lim.		09.96	03.97						
	1.2 i 16V		04.99	12.02	03.0520-6822.3	696822			22,20/203x38 TopKit	AP
	1.4 i 12V		04.97	12.02						
	1.6 i 16V Lim.		04.97	12.02						
	1.8 i 16V Lim.		04.97	12.02						
	1.9 JTD Lim.		04.99	12.02						
	1.6 i 16V Lim.		04.97	12.02	03.0420-4520.3	684520			20,64/228x42 Kit	
	1.8 i 16V Lim.		09.96	03.97						
	1.9 TD Lim.		09.96	03.97						
	1.6 i 16V Kombi		09.96	03.97	03.0520-7820.3	697820			20,64/228x43 TopKit	AP
	1.8 i 16V Kombi		04.97	12.02						
	1.9 JTD Kombi		04.99	12.02						
	1.9 TD Kombi		04.97	12.02						

FIAT MULTIPLA (98-08)

	1.6		09.00	02.01	13.0460-7140.2	607140			23289 19,3 +/WK	ATE
	1.6 16V		02.99	09.04						
	1.6 16V Bipower		04.99	03.02						
	1.9 JTD		02.99	09.04						
	1.6 16V		10.04	02.08	13.0460-3827.2	603827			23709 19,6 +/WK/Zub/SBOS	ATE
	1.6 16V Bluepower		04.99	02.08						
	1.9 JTD		10.04	02.08						
	1.6 16V		10.04	02.08	13.0470-7140.2	LD7140			21636 19,3 +/WK	ATE
	1.9 JTD		04.99	03.02						
	1.6 16V		04.99	03.02	13.0460-7069.2	607069			21636 19,3 +/WK	ATE
	1.9 JTD		02.99	09.04						

¹⁾ + cast iron caliper / + pinza in ghisa / + étriers en fonte grise / + fundición gris-pinza
²⁾ + aluminium calipers / + pinze in alluminio / + étriers en aluminium / + pinzas de aluminio





FIAT MULTIPLA (98-08)										
	1.6 1.6 16V 1.6 16V Bipower 1.6 16V Bluepower 1.9 JTD			09.00 02.99 04.99 04.99 02.99	02.01 02.08 03.02 02.08 02.08		24.0122-0107.1	422107		284 22,0 20,2 V +B
	1.6 1.6 16V 1.9 JTD			09.00 04.02 04.02	02.01 11.05 11.05		13.0460-3991.2 13.0460-0256.2	603991 610256		23714 16,6 /S Einbausatz BOS BOS
	1.6 16V 1.6 16V Bluepower 1.9 JTD			12.05 04.99 12.05	02.08 02.08 02.08		13.0460-3991.2 13.0470-3812.2 13.0460-3861.2	603991 LD3812 603861		23714 16,6 /S BOS 23714 17,6 /S BOS 23714 17,6 +/WK/Zub/SBOS
	1.6 1.6 16V 1.6 16V Bipower 1.6 16V Bluepower 1.9 JTD			09.00 04.02 04.99 04.99 04.02	02.01 02.08 03.02 02.08 02.08		24.0110-0190.1	410190		252 10,0 9,0 +B
	1.6 1.6 16V 1.6 16V Bipower 1.6 16V Bluepower 1.9 JTD			09.00 02.99 04.99 04.99 02.99	02.01 02.08 03.02 02.08 02.08		03.0137-0352.2 03.0137-9234.2	650352 669234		228 x 43 HEB Einbausatz
	1.6 1.6 16V 1.6 16V Bipower 1.6 16V Bluepower 1.9 JTD			09.00 02.99 04.99 04.99 02.99	02.01 02.08 03.02 02.08 02.08		24.0222-8018.1	480078		228/230 x 48
	1.6 1.6 16V 1.6 16V Bipower 1.6 16V Bluepower 1.9 JTD			09.00 02.99 04.99 04.99 02.99	02.01 02.08 03.02 02.08 02.08		03.0520-7820.3	697820		20,64/228x43 TopKit AP

FIAT PALIO / PALIO WEEKEND EUROPA (97-06)										
	1.2 (75) 1.7 TD (70)			10.97 10.97	02.98 02.98		13.0460-7113.2	607113		23218 18,0 +/WK ATE
	1.2 (75) 1.7 TD (70)			03.98 03.98	11.98 11.98		13.0460-7128.2	607128		23220 18,0 +/WK ATE
	1.6 i 16V (100)			10.97	09.00		13.0460-7108.2	607108		20907 18,1 +/WK ATE
	1.2 (75) 1.6 i 16V (100) 1.7 TD (70) 1.9 D			12.98 10.00 12.98 03.01	12.06 12.06 12.06 12.06		13.0460-7126.2	607126		23552 18,1 + ATE
	1.2 (75) 1.7 TD (70)			10.97 10.97	11.98 11.98		24.0120-0193.1	420193		240 20,0 18,2 V
	1.2 (75) 1.6 i 16V (100) 1.7 TD (70) 1.9 D			12.98 10.97 12.98 03.01	12.06 12.06 12.06 12.06		24.0120-0142.1 24.0320-0142.1	420142 520142		258 20,0 18,2 V L +B 258 20,0 18,2 V L +B PD
	1.2 (75) 1.6 i 16V (100) 1.7 TD (70) 1.9 D			10.97 10.97 10.97 03.01	12.06 12.06 12.06 12.06		03.0137-0352.2 03.0137-9234.2	650352 669234		228 x 43 HEB Einbausatz
	1.2 (75) 1.6 i 16V (100) 1.7 TD (70) 1.9 D			10.97 10.97 10.97 03.01	12.06 12.06 12.06 12.06		24.0222-8018.1	480078		228/230 x 48
	1.2 (75) 1.6 i 16V (100) 1.7 TD (70) 1.9 D			10.97 10.97 10.97 03.01	12.06 12.06 12.06 12.06		03.0520-7820.3	697820		20,64/228x43 TopKit AP

FIAT PALIO SW / SIENA (PL) (98-06)										
	1.4 1.6 i 16V			02.98 02.98	03.98 03.98		13.0460-7127.2	607127		23218 18,0 + ATE
	1.4 1.6 i 16V			04.98 04.98	12.06 12.06		13.0460-7132.2 13.0460-7128.2	607132 607128		23775 18,0 + ATE 23220 18,0 +/WK ATE
	1.4			02.98	03.98		24.0112-0122.1	412122		240 12,0 10,8
	1.4 1.6 i 16V			04.98 02.98	12.06 12.06		24.0120-0193.1	420193		240 20,0 18,2 V
	1.4 1.6 i 16V			02.98 02.98	12.06 12.06		03.0137-0441.2	650441		185 x 29
	1.4 1.6 i 16V			02.98 02.98	12.06 12.06		24.0218-5002.1	480117		185/186,8 x 36,5

FIAT PANDA (86-02)										
	1000 1000 i.e. 1100 4x4 750 900 1100			01.86 10.87 02.91 01.86 01.86 04.92 02.91	12.92 12.02 12.02 12.02 12.97 12.96 12.02		13.0460-3939.2 13.0460-0410.2	603939 610410		20775 18,0 /WE BDX Einbausatz BDX
										20839 17,0 /WK/S LUC
























1) + manual transmission / + scatola cambio velocità / + transmission mécanique / + cambio de velocidad

2) + autom.transmission / + scatola cambio automatico / + transmission automatique / + cambio automático

KW		
FIAT PANDA (86-02)															
	1000			01.86	12.92			24.0111-0130.1	411130						227 10,8 9,0 +B
	1000 i.e.			10.87	12.02										
	1100			02.91	12.02	+ Schaltgetriebe ¹⁾									
	4x4			01.86	12.02										
	750			01.86	12.97										
	900			04.92	12.96										
	1100			02.91	12.02	+ Automatikgetriebe ²⁾		24.0112-0122.1	412122						240 12,0 10,8
	1000			01.86	12.92			03.0137-0015.2	650015						185 x 31 AUT
	1000 i.e.			10.87	12.02			03.0137-0273.2	650273						185 x 31 AUT
	1100			02.91	12.02			03.0137-9021.2	669021						Einbausatz
	4x4			01.86	12.02										
	750			01.86	12.97										
	900			04.92	12.96										
	1000			01.86	12.92			24.0218-5001.1	480012						185/186,8 x 36,5
	1000 i.e.			10.87	12.02										
	1100			02.91	12.02										
	4x4			01.86	12.02										
	750			01.86	12.97										
	900			04.92	12.96										
	1000			01.86	12.92			03.0420-0319.3	680319						19,05/185x31 Kit
	1000 i.e.			10.87	12.02			03.0420-4319.3	684319						19,05/185x31 Kit
	1100			02.91	12.02			03.0520-4319.3	694319						19,05/185x31 TopKit
	4x4			01.86	12.02										
	750			01.86	12.97										
	900			04.92	12.96										
FIAT PANDA (03-13)															
	1.1 i	40		09.03	06.13			13.0460-3807.2	603807						21436 17,0 /WK/Zub
	1.2	51		03.10	06.13			13.0460-3950.2	603950						21436 16,2
	1.2 i	44		09.03	06.13										
	1.2 4x4	51		10.10	06.13			13.0460-3809.2	603809						24072 17,9 /Zub/S
	1.2 Bi-Power	44		01.07	06.13										
	1.2 i 4x4	44		10.04	06.13										
	1.2 LPG	44		04.09	06.13										
	1.2 LPG	51		11.10	06.13										
	1.3 D Multijet			09.03	06.13										
	1.3 JTD	51		09.03	06.13										
	1.3 JTD	55		06.06	06.13										
	1.4 Bi-/Natural Power			01.07	06.13										
	1.3 D Multijet 4x4			10.04	06.13			13.0460-3826.2	603826						23706 18,0 +/WK/Zub/S
	1.4	74		11.06	06.13			13.0470-3826.2	LD3826						23706 18,0 +/WK/Zub/S
							13.0460-3850.2	603850						23707 18,0 /Zub/S	
	1.1 i	40		09.03	06.13			24.0111-0119.1	411119						241 11,0 9,2 +B
	1.2	51		03.10	06.13										
	1.2 i	44		09.03	06.13										
	1.2 4x4	51		10.10	06.13			24.0120-0184.1	420184						241 20,0 18,2 V +B
	1.2 Bi-Power	44		01.07	06.13										
	1.2 i 4x4	44		10.04	06.13										
	1.2 LPG	44		04.09	06.13										
	1.2 LPG	51		11.10	06.13										
	1.3 D Multijet			09.03	06.13										
	1.3 JTD	51		09.03	06.13										
	1.3 JTD	55		06.06	06.13										
	1.4 Bi-/Natural Power			01.07	06.13										
	1.3 D Multijet 4x4			10.04	06.13			24.0122-0197.1	422197						258 22,0 20,2 V +B
	1.4	74		11.06	06.13										
	1.2 4x4	51		10.10	06.13			13.0460-2879.2	602879						23601 13,7 /S
	1.2 i 4x4	44		10.04	06.13			13.0470-2879.2	LD2879						23601 13,7 /S
	1.3 D Multijet 4x4			10.04	06.13										
	1.4	74		11.06	06.13										
	1.2 4x4	51		10.10	06.13			24.0111-0119.1	411119						241 11,0 9,2 +B
	1.2 i 4x4	44		10.04	06.13										
	1.3 D Multijet 4x4			10.04	06.13										
	1.4	74		11.06	06.13										
	1.1 i	40		09.03	06.13			03.0137-0434.2	650434						180 x 32 HEB
	1.2	51		03.10	06.13			03.0137-9179.2	669179						Einbausatz
	1.2 Bi-Power	44		01.07	06.13										
	1.2 i	44		09.03	06.13										
	1.3 D Multijet			09.03	06.13										
	1.3 JTD	51		09.03	06.13										
	1.3 JTD	55		06.06	06.13										
	1.4 Bi-/Natural Power			01.07	06.13										
	1.1 i	40		09.03	05.10			03.0137-0462.2	650462						180 x 32 HEB
	1.2	51		03.10	05.10			03.0137-9303.2	669303						Einbausatz
	1.2 Bi-Power	44		01.07	05.10										
	1.2 i	44		09.03	05.10										
	1.3 D Multijet			09.03	05.10										
	1.3 JTD	51		09.03	05.10										
1.3 JTD	55		06.06	05.10											
1.4 Bi-/Natural Power			01.07	05.10											
1.2 LPG	44		04.09	06.13			03.0137-0479.2	650479						203 x 38 HEB	
1.2 LPG	51		11.10	06.13											














¹⁾ + manual transmission / + scatola cambio velocità / + transmission mécanique / + cambio de velocidad
²⁾ + autom.transmission / + scatola cambio automatico / + transmission automatique / + cambio automático



									
FIAT PANDA (03-13)									
	1.1 i	40		09.03	06.13	24.0218-0011.1	480006		180/181,4 x 37
	1.2	51		03.10	06.13				
	1.2 Bi-Power	44		01.07	06.13				
	1.2 i	44		09.03	06.13				
	1.3 D Multijet			09.03	06.13				
	1.3 JTD	51		09.03	06.13				
	1.3 JTD	55		06.06	06.13				
	1.4 Bi-/Natural Power			01.07	06.13				
1.2 LPG	44		04.09	11.11	24.0220-3007.1	480064		203/204,7 x 48,5	
1.2 LPG	51		11.10	11.11					
	1.1 i	40		09.03	06.13	03.0520-7420.3	697420	- ABS	20,64/180x32 TopKit AP
	1.2	51		03.10	06.13	03.0520-8220.3	698220	+ ABS	20,64/180x32 TopKit BDX
	1.2 Bi-Power	44		01.07	06.13				
	1.2 i	44		09.03	06.13				
	1.2 LPG	44		04.09	06.13				
	1.2 LPG	51		11.10	06.13				
	1.3 D Multijet			09.03	06.13				
	1.4 Bi-/Natural Power			01.07	06.13				
FIAT PANDA SUV (06-)									
	1.3 JTD 4x4 Cross	51		04.06		13.0460-3826.2	603826		23706 18,0 +/WK/Zub/SBOS
						13.0470-3826.2	LD3826		23706 18,0 +/WK/Zub/SBOS
	1.3 JTD 4x4 Cross	51		04.06		13.0460-3850.2	603850		23707 18,0 /Zub/S BOS
						24.0122-0197.1	422197		258 22,0 20,2 V +B
	1.3 JTD 4x4 Cross	51		04.06		13.0460-2879.2	602879		23601 13,7 /S LUC
						13.0470-2879.2	LD2879		23601 13,7 /S LUC
	1.3 JTD 4x4 Cross	51		04.06		24.0111-0119.1	411119		241 11,0 9,2 +B
FIAT PANDA (12-)									
	0.9	57		02.12		24.0122-0197.1	422197	für Leichtmetallfelgen Serie 2 ¹⁾ für Leichtmetallfelgen Serie 3 ²⁾	258 22,0 20,2 V +B
	0.9	63		02.12		24.0112-0127.1	412127		258 12,0 10,2 +B
	0.9 4x4	63		09.12					
	0.9 CNG	63		07.12					
	0.9 Twinair Turbo NP	59		02.12					
	1.3 D Multijet	55		02.12					
	1.3 D Multijet 4x4	55		06.12					
	0.9	48		02.12		24.0112-0127.1	412127		258 12,0 10,2 +B
	1.2	51		02.12					
	1.2 LPG	51		02.12					
	0.9	48		02.12		03.0137-0479.2	650479		203 x 38 HEB AP
	0.9	57		02.12					
	0.9	63		02.12					
	0.9 CNG	63		07.12					
	0.9 Twinair Turbo NP	59		02.12					
	1.2	51		02.12					
1.2 LPG	51		02.12						
1.3 D Multijet	55		02.12						
FIAT PUNTO (93-00)									
	1.1 i (55)			11.93	09.99	13.0460-3950.2	603950		21436 16,2 BDX
	1.2 i (60) Cabrio			03.94	06.00	13.0460-3951.2	603951		21436 16,2 /WK BDX
	1.2 i (60/75) Lim.			11.93	09.99				
	1.7 D			01.95	05.97				
	1.2 i (60) Cabrio			03.94	06.00	13.0460-2949.2	602949		20833 17,0 +/WK/S LUC
	1.2 i (60/75) Lim.			11.93	09.99				
	1.4 GT			11.93	05.97				
	1.6 i (90) Cabrio			03.94	05.97				
	1.6 i (90) Lim.			03.94	05.97				
	1.7 TD			11.93	05.97				
	1.2 i 16V (85) Cabrio			06.97	06.00	13.0460-7114.2	607114		23181 17,9 + ATE
	1.2 i 16V (85) Lim.			06.97	09.99				
1.7 TD			06.97	09.99					
	1.4 GT			06.97	09.99	13.0460-7065.2	607065		21927 17,9 +/WK ATE
	1.1 i (55)			11.93	09.99	24.0111-0119.1	411119		241 11,0 9,2 +B
	1.2 i (60) Cabrio			03.94	05.97				
	1.2 i (60) Cabrio			06.97	06.00				
	1.2 i (60/75) Lim.			11.93	05.97				
	1.2 i (60/75) Lim.			06.97	09.99				
	1.7 D			01.95	05.97				
	1.2 i (60) Cabrio			03.94	05.97	24.0112-0127.1	412127		258 12,0 10,2 +B
	1.2 i (60/75) Lim.			11.93	05.97				
	1.2 i 16V (85) Cabrio			06.97	06.00				
	1.2 i 16V (85) Lim.			06.97	09.99				
	1.6 i (90) Cabrio			03.94	05.97				
	1.6 i (90) Lim.			03.94	05.97				
	1.7 TD			11.93	09.99				
	1.4 GT			11.93	09.99	24.0120-0142.1	420142		258 20,0 18,2 V L +B
						24.0320-0142.1	520142		258 20,0 18,2 V L +B PD

¹⁾ for light alloy rims series 2 / per cerchione in lega serie 2 / pour jantes en alliage léger série 2 / para Llantas de aleación serie 2

²⁾ for light alloy rims series 3 / per cerchione in lega serie 3 / pour jantes en alliage léger série 3 / para Llantas de aleación serie 3

FIAT PUNTO (93-00)												
	1.4 GT			11.93	05.97		13.0460-2951.2	602951		+ GG-Sättel ¹⁾ + GG-Sättel ¹⁾	21103 14,2 /S Einbausatz	LUC
	1.4 GT			06.97	09.99		13.0460-2826.2	602826		+ ALU-Sättel ²⁾	23177 14,2 /S	LUC
	1.4 GT			11.93	09.99		24.0111-0119.1	411119			241 11,0 9,2 +B	
	1.1 i (55) 1.2 i (60) Cabrio 1.2 i (60/75) Lim. 1.2 i 16V (85) Cabrio 1.2 i 16V (85) Lim. 1.6 i (90) Cabrio 1.6 i (90) Lim. 1.7 D 1.7 TD			11.93 03.94 11.93 06.97 06.97 03.94 03.94 01.95 11.93	09.99 06.00 09.99 06.00 09.99 05.97 05.97 05.97 09.99		03.0137-0207.2 03.0137-0274.2 03.0137-9088.2 03.0137-9179.2	650207 650274 669088 669179			180 x 32 180 x 32 HEB AUT Einbausatz Einbausatz	BDX AP BDX AP
	1.1 i (55) 1.2 i (60) Cabrio 1.2 i (60/75) Lim. 1.2 i 16V (85) Cabrio 1.2 i 16V (85) Lim. 1.6 i (90) Cabrio 1.6 i (90) Lim. 1.7 D 1.7 TD			11.93 03.94 11.93 06.97 06.97 03.94 03.94 01.95 11.93	09.99 06.00 09.99 06.00 09.99 05.97 05.97 05.97 09.99		24.0218-0011.1	480006			180/181,4 x 37	
	1.1 i (55) 1.2 i (60) Cabrio 1.2 i (60/75) Lim. 1.2 i 16V (85) Cabrio 1.2 i 16V (85) Lim. 1.6 i (90) Cabrio 1.6 i (90) Lim. 1.7 D 1.7 TD			11.93 03.94 11.93 06.97 06.97 03.94 03.94 01.95 11.93	09.99 06.00 09.99 06.00 09.99 05.97 05.97 05.97 09.99		03.0520-5120.3 03.0420-5220.3 03.0520-5220.3	695120 685220 695220			20,64/180x32 TopKit 20,64/180x32 Kit 20,64/180x32 TopKit	BDX AP AP
FIAT PUNTO (00-03)												
	1.2 i			10.99	06.03		13.0460-3950.2 13.0460-3951.2	603950 603951			21436 16,2 21436 16,2 /WK	BDX BDX
	1.2 i 16V			10.99	06.03	+ Schaltgetriebe ³⁾	13.0460-7114.2	607114			23181 17,9 +	ATE
	1.2 i 16V			10.99	06.03	+ Automatikgetriebe ⁴⁾	13.0460-7125.2	607125			21930 17,9 +	ATE
	1.9 D			10.99	06.03							
	1.8 i 16V			10.99	06.03		13.0460-7126.2	607126			23552 18,1 +	ATE
	1.9 JTD			10.99	06.03		13.0460-7133.2	607133			21927 17,9 +	ATE
	1.2 i			10.99	06.03		24.0111-0119.1	411119			241 11,0 9,2 +B	
	1.2 i 16V			10.99	06.03		24.0112-0127.1	412127			258 12,0 10,2 +B	
	1.9 D			10.99	06.03							
	1.8 i 16V			10.99	06.03		24.0122-0197.1	422197			258 22,0 20,2 V +B	
	1.9 JTD			10.99	06.03		24.0120-0142.1 24.0320-0142.1	420142 520142			258 20,0 18,2 V L +B 258 20,0 18,2 V L +B PD	
	1.8 i 16V			10.99	06.03		13.0460-2879.2 13.0470-2879.2	602879 LD2879			23601 13,7 /S 23601 13,7 /S	LUC LUC
	1.8 i 16V			10.99	06.03		24.0111-0119.1	411119			241 11,0 9,2 +B	
	1.2 i 1.2 i 16V			10.99 10.99	06.03 06.03	- ABS - ABS/ + Schaltgetriebe ⁵⁾	03.0137-0359.2 03.0137-9179.2	650359 669179			180 x 32 HEB Einbausatz	AP AP
	1.2 i 1.2 i 16V 1.2 i 16V 1.9 D 1.9 JTD			10.99 10.99 10.99 10.99 10.99	06.03 06.03 06.03 06.03 06.03	+ ABS + ABS/ + Schaltgetriebe ⁶⁾ + Automatikgetriebe ⁴⁾	03.0137-0360.2 03.0137-9247.2	650360 669247	- Quick Fit		180 x 32 HEB Einbausatz	AP AP
	1.2 i 1.2 i 16V 1.9 D 1.9 JTD			10.99 10.99 10.99 10.99	06.03 06.03 06.03 06.03		24.0218-0011.1	480006			180/181,4 x 37	
	1.2 i 1.2 i 16V			10.99 10.99	06.03 06.03	- ABS - ABS/ + Schaltgetriebe ⁵⁾	03.0520-7220.3	697220			20,64/180x32 TopKit	AP
	1.2 i 1.2 i 16V			10.99 10.99	06.03 06.03	+ ABS + ABS/ + Schaltgetriebe ⁶⁾	03.0520-7920.3	697920	+ Quick Fit		20,64/180x32 TopKit	AP
	1.2 i 16V 1.9 D 1.9 JTD			10.99 10.99 10.99	06.03 06.03 06.03	+ Automatikgetriebe ⁴⁾	03.0520-6622.3	696622	+ Quick Fit		22,20/180x32 TopKit	AP
FIAT PUNTO (03-06)												
	1.2 i			07.03	11.05		13.0460-3950.2	603950			21436 16,2	BDX
	1.2 i 16V			07.03	11.05		13.0460-7114.2	607114			23181 17,9 +	ATE
	1.3 JTD 16V			07.03	11.05		13.0460-7133.2	607133			21927 17,9 +	ATE
	1.4 i 16V			07.03	11.05							
	1.9 JTD	63		07.03	11.05							
	1.8 i 16V			07.03	11.05		13.0460-7140.2	607140			23289 19,3 +/WK	ATE
	1.9 JTD	74		07.03	11.05		13.0470-7140.2	LD7140			23289 19,3 +/WK	ATE

¹⁾ + cast iron caliper / + pinza in ghisa / + étriers en fonte grise / + fundición gris-pinza



















²⁾ + aluminium calipers / + pinze in alluminio / + étriers en aluminium / + pinzas de aluminio

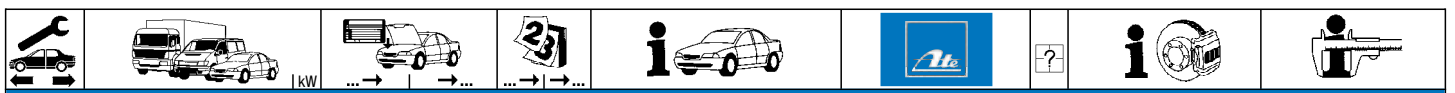
³⁾ + manual transmission / + scatola cambio velocità / + transmission mécanique / + cambio de velocidad

⁴⁾ + autom.transmission / + scatola cambio automatico / + transmission automatique / + cambio automático

⁵⁾ - ABS/ + manual transmission / - ABS/ + scatola camb.velocità / - ABS/ + transmission mécanique / - ABS/ + cambio de velocidad

⁶⁾ + ABS/ + manual transm. / + ABS/ + scatola camb.velocità / + ABS/ + transmission mécanique / + ABS/ + cambio de velocidad

								
FIAT PUNTO (03-06)								
	1.2 i 1.2 i 16V		07.03 07.03	11.05 11.05	24.0112-0127.1	412127		258 12,0 10,2 +B
	1.3 JTD 16V 1.4 i 16V 1.9 JTD	63	07.03 07.03 07.03	11.05 11.05 11.05	24.0120-0142.1 24.0320-0142.1	420142 520142		258 20,0 18,2 V L +B 258 20,0 18,2 V L +B PD
	1.8 i 16V 1.9 JTD	74	07.03 07.03	11.05 11.05	24.0122-0107.1	422107		284 22,0 20,2 V +B
	1.8 i 16V 1.9 JTD	74	07.03 07.03	11.05 11.05	13.0460-2879.2 13.0470-2879.2	602879 LD2879		23601 13,7 /S 23601 13,7 /S LUC LUC
	1.8 i 16V 1.9 JTD	74	07.03 07.03	11.05 11.05	24.0111-0119.1	411119		241 11,0 9,2 +B
	1.2 i 1.2 i 16V		07.03 07.03	11.05 - ABS 11.05 - ABS	03.0137-0359.2 03.0137-9179.2	650359 669179		180 x 32 HEB Einbausatz AP AP
	1.2 i 1.2 i 16V 1.3 JTD 16V 1.9 JTD	63	07.03 07.03 07.03 07.03	11.05 + ABS 11.05 + ABS 11.05 11.05	03.0137-0360.2 03.0137-9247.2	650360 669247	- Quick Fit	180 x 32 HEB Einbausatz AP AP
	1.4 i 16V		07.03	06.05	03.0137-0479.2	650479		203 x 38 HEB AP
	1.4 i 16V		07.05	11.05	03.0137-0479.2	650479		203 x 38 HEB AP
	1.2 i 1.2 i 16V 1.3 JTD 16V 1.9 JTD	63	07.03 07.03 07.03 07.03	11.05 11.05 11.05 11.05	24.0218-0011.1	480006		180/181,4 x 37
	1.4 i 16V		07.03	11.05	24.0220-3007.1	480064		203/204,7 x 48,5
	1.2 i 1.2 i 16V		07.03 07.03	11.05 - ABS 11.05 - ABS	03.0520-7220.3	697220		20,64/180x32 TopKit AP
	1.2 i 1.2 i 16V		07.03 07.03	11.05 + ABS 11.05 + ABS	03.0520-7920.3	697920	+ Quick Fit	20,64/180x32 TopKit AP
	1.3 JTD 16V 1.9 JTD	63	07.03 07.03	11.05 11.05	03.0520-6622.3	696622	+ Quick Fit	22,20/180x32 TopKit AP
	1.4 i 16V		07.03	11.05	03.0520-8620.3	698620		20,64/203x38 TopKit AP
FIAT PUNTO / PUNTO EVO (09-)								
	1.3 D Multijet 1.3 D Multijet 1.3 D Multijet 1.4 16V 1.6 D Multijet	51 66 70 99 88	10.09 10.09 10.09 10.09 10.09		13.0460-3864.2	603864		23709 19,6 +/WK/Zub/SBOS
	1.2 1.2 1.3 D Multijet 1.3 D Multijet 1.4 1.4 16V 1.4 LPG 1.4 Natural Power	48 51 55 62 77 57 57	10.09 10.09 10.09 10.09 10.09 06.09 10.09	04.10 04.10 04.10 04.10 04.10 04.10 04.10	13.0460-3863.2	603863		23706 18,0 +/WK/Zub/SBOS
	1.4 Abarth 2.0 Abarth	199	10.09 10.09		13.0460-4853.2 13.0470-4853.2	604853 LD4853		24162 15,2 +/WK BRE 24162 15,2 +/WK BRE
	0.9 Bifuel 0.9 Twinair Turbo 1.2 1.3 D Multijet 1.3 D Multijet 1.3 D Multijet 1.4 1.4 16V 1.4 16V 1.4 LPG 1.4 MultiAir 1.4 MultiAir 1.4 MultiAir 1.4 Natural Power	63 63 48 51 55 62 77 99 57 77 99 57	03.12 03.12 10.09 07.08 10.09 10.09 10.09 10.09 10.09 06.09 03.12 03.12 10.09		24.0122-0231.1	422231		257 22,0 20,0 V +S +B
	1.3 D Multijet 1.3 D Multijet 1.6 D Multijet	66 70 88	10.09 10.09 10.09		24.0122-0241.1	422241		284 22,0 20,0 V +S +B
	1.4 Abarth 2.0 Abarth	199	10.09 10.09		24.0128-0219.1	428219		305 28,0 26,0 V L +B
	0.9 Bifuel 0.9 Twinair Turbo 1.2 1.2 1.3 D Multijet 1.3 D Multijet 1.3 D Multijet 1.3 D Multijet 1.3 D Multijet 1.4 1.4 16V 1.4 16V 1.4 Abarth 1.4 LPG 1.4 MultiAir 1.4 MultiAir	63 63 48 51 51 55 62 66 70 77 99 99 57 77 99	03.12 03.12 10.09 07.08 10.09 10.09 10.09 10.09 10.09 10.09 10.09 10.09 06.09 03.12 03.12		13.0460-3862.2	603862		24349 17,6 +/WK/Zub/SBOS



FIAT PUNTO / PUNTO EVO (09-)

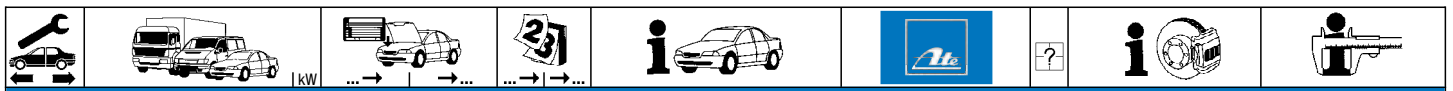
	1.4 Natural Power	57		10.09		13.0460-3862.2	603862		24349 17,6 +WK/Zub/SBOS
	1.6 D Multijet	88		10.09					
	2.0 Abarth	199		10.09					
	0.9 Bifuel	63		03.12		24.0110-0323.1	410323		264 10,0 8,0 +B
	0.9 Twinair Turbo	63		03.12					
	1.2	48		10.09					
	1.2	51		10.09					
	1.3 D Multijet	51		07.08					
	1.3 D Multijet	55		09.09					
	1.3 D Multijet	62		10.09					
	1.3 D Multijet	66		10.09					
	1.3 D Multijet	70		10.09					
	1.4			10.09					
	1.4 16V	77		10.09					
	1.4 16V	99		10.09					
	1.4 Abarth			10.09					
	1.4 LPG	57		06.09					
	1.4 MultiAir	77		03.12					
	1.4 MultiAir	99		03.12					
1.4 Natural Power	57		10.09						
1.6 D Multijet	88		10.09						
2.0 Abarth	199		10.09						
	0.9 Bifuel	63		03.12		03.0137-0479.2	650479		203 x 38 HEB AP
	0.9 Twinair Turbo	63		03.12					
	1.2	48		10.09					
	1.3 D Multijet	51		07.08		03.0137-0478.2	650478		228 x 42 HEB AP
	1.3 D Multijet	55		10.09					
	1.3 D Multijet	62		10.09					
	1.3 D Multijet	66		10.09					
	1.3 D Multijet	70		10.09					
	1.4			10.09					
	1.4 16V	77		10.09					
	1.4 16V	99		10.09					
	1.4 MultiAir	77		03.12					
1.4 MultiAir	99		03.12						
	1.3 D Multijet	51		07.08		24.0222-8037.1	480302		228/230 x 48
	1.3 D Multijet	55		10.09					
	1.3 D Multijet	62		10.09					
	1.3 D Multijet	66		10.09					
	1.3 D Multijet	70		10.09					
	1.4			10.09					
	1.4 16V	77		10.09					
	1.4 16V	99		10.09					
	1.4 MultiAir	77		03.12					
1.4 MultiAir	99		03.12						

FIAT GRANDE PUNTO (06-11)

	1.2			10.05	08.10	13.0460-3826.2	603826		23706 18,0 +WK/Zub/SBOS
	1.3 D Multijet	51		10.05	08.10	13.0470-3826.2	LD3826		23706 18,0 +WK/Zub/SBOS
	1.4			10.05	08.10				
	1.4 16V			10.05	01.11				
	1.4 LPG	57		12.08	01.11				
	1.4 Natural Power	57		07.08	01.11				
	1.3 D Multijet	66		10.05	01.11	13.0460-3827.2	603827		23709 19,6 +WK/Zub/SBOS
	1.4 T-Jet	88		07.07	01.11	13.0470-3827.2	LD3827		23709 19,6 +WK/Zub/SBOS
	1.6 D Multijet	88		07.08	01.11				
	1.9 JTD			10.05	01.11				
1.9 JTD	96		02.06	01.11					
	1.4 Abarth	114		10.07	01.11	13.0460-4853.2	604853		24162 15,2 +WK BRE
	1.4 Abarth	132		12.07	01.11	13.0470-4853.2	LD4853		24162 15,2 +WK BRE
	1.2			09.10	01.11	13.0460-3863.2	603863		23706 18,0 +WK/Zub/SBOS
	1.2	51		09.10	01.11				
	1.3 D Multijet	51		09.10	01.11				
	1.3 D Multijet	55		09.10	01.11				
	1.4			09.10	01.11				
1.3 D Multijet	62		04.10	01.11	13.0460-3864.2	603864		23709 19,6 +WK/Zub/SBOS	
	1.2			10.05	01.11	24.0112-0184.1	412184	- belüftete Scheiben ¹⁾	257 12,0 10,0 +S +B
						24.0122-0231.1	422231	+ belüftete Scheiben ²⁾	257 22,0 20,0 V +S +B
	1.2	51		09.10	01.11	24.0122-0231.1	422231		257 22,0 20,0 V +S +B
	1.3 D Multijet	51		10.05	01.11				
	1.3 D Multijet	55		04.08	01.11				
	1.4			10.05	01.11				
	1.4 16V			10.05	01.11				
	1.4 LPG	57		12.08	01.11				
	1.4 Natural Power	57		07.08	01.11				
	1.3 D Multijet	62		04.10	01.11	24.0122-0241.1	422241		284 22,0 20,0 V +S +B
1.3 D Multijet	66		10.05	01.11					
1.4 T-Jet	88		07.07	01.11					
1.6 D Multijet	88		07.08	01.11					
1.9 JTD			10.05	01.11					
1.9 JTD	96		02.06	01.11					
	1.4 Abarth	114		10.07	01.11	24.0128-0219.1	428219		305 28,0 26,0 V L +B
	1.4 Abarth	132		12.07	01.11				

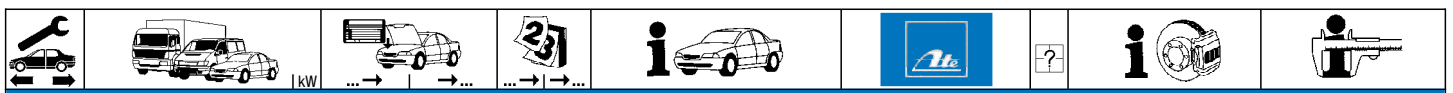
¹⁾ - ventilated discs / - dischi ventilati / - disques ventilés / - disco ventilado

²⁾ + ventilated discs / + dischi ventilati / + disques ventilés / + disco ventilado



FIAT GRANDE PUNTO (06-11)										
	1.4 16V 1.4 Abarth 1.4 Abarth 1.4 T-Jet 1.6 D Multijet 1.9 JTD 1.9 JTD	114 132 88 88 96		10.05 10.07 12.07 07.07 07.08 10.05 02.06	01.11 01.11 01.11 01.11 01.11 01.11 01.11	13.0460-3828.2 13.0470-3828.2	603828 LD3828		24349 17,5 /S 24349 17,5 /S	BOS BOS
	1.4 16V 1.4 Abarth 1.4 Abarth 1.4 T-Jet 1.6 D Multijet 1.9 JTD 1.9 JTD	114 132 88 88 96		10.05 10.07 12.07 07.07 07.08 10.05 02.06	01.11 01.11 01.11 01.11 01.11 01.11 01.11	24.0110-0323.1	410323		264 10,0 8,0 +B	
	1.2 1.2 1.3 D Multijet 1.3 D Multijet 1.3 D Multijet 1.3 D Multijet 1.4 1.4 16V 1.4 LPG 1.4 Natural Power	51 51 55 62 66 57 57		10.05 09.10 10.05 04.08 04.10 10.05 10.05 12.08 07.08	01.11 01.11 01.11 01.11 01.11 01.11 01.11 01.11 01.11	03.0137-0479.2 03.0137-0478.2	650479 650478		203 x 38 HEB 228 x 42 HEB	AP AP
	1.2 1.3 D Multijet 1.3 D Multijet 1.3 D Multijet 1.4 1.4 16V 1.4 LPG 1.4 Natural Power	51 55 66 57 57		10.05 10.05 04.08 10.05 10.05 12.08 07.08	01.11 01.11 01.11 01.11 01.11 01.11 01.11	24.0220-3035.1 24.0222-8037.1	480300 480302		203/204,7 x 47 228/230 x 48	
	1.3 D Multijet 1.4 1.4 16V 1.4 LPG 1.4 Natural Power	51 55 66 57 57		09.10 10.05 04.08 10.05 10.05 12.08 07.08	01.11 01.11 01.11 01.11 01.11 01.11 01.11	24.0222-8037.1	480302		228/230 x 48	
	1.2 1.2 1.3 D Multijet 1.3 D Multijet 1.4 1.4 16V 1.4 LPG 1.4 Natural Power	51 51 66 57 57		10.05 09.10 10.05 10.05 10.05 12.08 07.08	01.11 01.11 01.11 01.11 01.11 01.11 01.11	03.0520-9220.3 03.0520-9020.3	699220 699020		20,64/203x38 TopKit 20,64/228x42 TopKit	AP AP

FIAT SCUDO (95-06)										
	1.6 i.e. 1.9 D 1.9 TD 2.0 i 16V 2.0 JTD			11.95 11.95 11.95 06.00 12.99	12.06 12.06 12.06 12.06 12.06	13.0460-3957.2	603957		23042 19,0 /WK/Zub	BDX
	1.6 i.e. 1.9 D 1.9 TD 2.0 i 16V 2.0 JTD			11.95 11.95 11.95 06.00 12.99	09.03 09.03 09.03 09.03 09.03	13.0460-2978.2	602978		21801 19,0 +/WK/S	LUC
	1.6 i.e. 1.9 D 1.9 TD 2.0 i 16V 2.0 JTD			10.03 10.03 10.03 10.03 10.03	12.06 12.06 12.06 12.06 12.06	13.0460-2863.2	602863		20261 19,0 +/WK/S	LUC
	1.6 i.e. 1.9 D 1.9 TD 2.0 i 16V 2.0 JTD			11.95 11.95 11.95 06.00 12.99	12.06 12.06 12.06 12.06 12.06	24.0120-0155.1	420155		258 20,0 18,2 V L +B	
	1.6 i.e. 1.9 D 1.9 TD 2.0 i 16V 2.0 JTD			11.95 11.95 11.95 06.00 12.99	09.03 09.03 09.03 09.03 09.03	24.0126-0104.1	426104		281 26,0 24,2 V +B	
	1.6 i.e. 1.9 D 1.9 TD 2.0 i 16V 2.0 JTD			10.03 10.03 10.03 10.03 10.03	12.06 12.06 12.06 12.06 12.06	24.0128-0136.1 24.0328-0136.1	428136 528136		285 28,0 26,0 V +B 285 28,0 26,0 V +B PD	
	1.6 i.e. 1.9 D 1.9 TD 2.0 i 16V 2.0 JTD			11.95 11.95 11.95 06.00 12.99	12.06 12.06 12.06 12.06 12.06	03.0137-0314.2 03.0137-9208.2	650314 669208		255 x 61 Einbausatz	
	1.6 i.e. 1.9 D 1.9 TD 2.0 i 16V 2.0 JTD			11.95 11.95 11.95 06.00 12.99	12.06 12.06 12.06 12.06 12.06	24.0225-5003.1	480066		255/256 x 67	



FIAT SCUDO (95-06)

	1.6 i.e. 1.9 D 1.9 TD 2.0 i 16V 2.0 JTD			11.95 11.95 11.95 06.00 12.99	12.06 12.06 12.06 12.06 12.06	03.0520-2619.3	692619		19,05/255x61 TopKit BDX
--	-----------------------------------------------------	--	--	-------------------------------------------	-------------------------------------------	----------------	--------	--	-------------------------

FIAT SCUDO (07-)





















	1.6 D Multijet 2.0 2.0 D Multijet 2.0 D Multijet 2.0 D Multijet 2.0 D Multijet 2.0 D Multijet 4x4	66 103 88 94 100 120 94		01.07 03.07 01.07 04.11 01.07 07.10 04.11		13.0460-2738.2	602738		24595 18,5 +/WK/Zub/S LUC
	1.6 D Multijet 2.0 D Multijet	66 120		01.07 07.10	+ HA-Trommelbremse ¹⁾ + HA-Trommelbremse ²⁾	24.0128-0214.1	428214		280 28,0 26,0 V +S +B
	1.6 D Multijet 2.0 D Multijet	66 120		01.07 07.10	+ HA-Scheibenbremse ²⁾ + HA-Scheibenbremse ²⁾	24.0128-0216.1	428216		304 28,0 26,0 V +S +B
	2.0 2.0 D Multijet 2.0 D Multijet 2.0 D Multijet 2.0 D Multijet 4x4	103 88 94 100 120 94		03.07 01.07 04.11 01.07 04.11		24.0128-0216.1	428216		304 28,0 26,0 V +S +B
	1.6 D Multijet 2.0 2.0 D Multijet 2.0 D Multijet 2.0 D Multijet 2.0 D Multijet 2.0 D Multijet 4x4	66 103 88 94 100 120 94		01.07 03.07 01.07 04.11 01.07 07.10 04.11		13.0460-2739.2	602739		24578 16,5 /Zub/S LUC
	1.6 D Multijet 2.0 2.0 D Multijet 2.0 D Multijet 2.0 D Multijet 2.0 D Multijet 2.0 D Multijet 4x4	66 103 88 94 100 120 94		01.07 03.07 01.07 04.11 01.07 07.10 04.11		24.0114-0116.1	414116		290 14,0 12,0 +S +B
	1.6 D Multijet 2.0 D Multijet	66 120		01.07 07.10		03.0137-0334.2 03.0137-9219.2	650334 669219		254 x 57 HEB Einbausatz LUC
	1.6 D Multijet 2.0 D Multijet	66 120		01.07 07.10		24.0225-4021.1	480311		254/256,2 x 68
	1.6 D Multijet 2.0 D Multijet	66 120		01.07 07.10		03.0520-7122.3	697122		22,20/254x57 TopKit LUC



























FIAT SEDICI (06-)

	1.6 16V 1.6 16V 1.6 16V 4x4 1.6 16V 4x4 1.9 D Multijet 1.9 D Multijet 4x4 2.0 D Multijet 2.0 D Multijet 4x4	79 88 79 88 88 88 99 99		06.06 06.06 06.06 06.06 06.06 06.06 06.06 06.06		13.0460-2715.2	602715		24391 16,6 +/WK/Zub/S LUC
	1.6 16V 1.6 16V 1.6 16V 4x4 1.6 16V 4x4 1.9 D Multijet 1.9 D Multijet 4x4 2.0 D Multijet 2.0 D Multijet 4x4	79 88 79 88 88 88 99 99		06.06 06.06 06.06 06.06 06.06 06.06 06.06 06.06		24.0122-0252.1	422252		280 22,0 20,0 V +B
	1.6 16V 1.6 16V 1.6 16V 4x4 1.6 16V 4x4 1.9 D Multijet 1.9 D Multijet 4x4 2.0 D Multijet 2.0 D Multijet 4x4	79 88 79 88 88 88 99 99		06.06 06.06 06.06 06.06 06.06 06.06 06.06 06.06		13.0460-5929.2	605929		21719 15,0 +/WK AKE
	1.6 16V 1.6 16V 1.6 16V 4x4 1.6 16V 4x4 1.9 D Multijet 1.9 D Multijet 4x4 2.0 D Multijet 2.0 D Multijet 4x4	79 88 79 88 88 88 99 99		06.06 06.06 06.06 06.06 06.06 06.06 06.06 06.06		24.0109-0167.1	409167		278 9,0 8,0 +B
	1.6 16V 1.6 16V 1.6 16V 4x4 1.6 16V 4x4 1.9 D Multijet 1.9 D Multijet 4x4 2.0 D Multijet 2.0 D Multijet 4x4	79 88 79 88 88 88 99 99		06.06 06.06 06.06 06.06 06.06 06.06 06.06 06.06		03.0137-0490.2 03.0137-9287.2	650490 669287		220 x 35 HEB Einbausatz BOS BOS










1) + RA drum brake / + P freno a tamburo / + frein à tambour essieu AR / + ET-tambores de freno
2) + RA disc brake / + P disco freno / + frein à disque essieu AR / + ET-disco de freno



									
FIAT SEDICI (06-)									
	1.9 D Multijet 4x4 2.0 D Multijet 2.0 D Multijet 4x4	88 99 99	06.06 06.06 06.06		03.0137-0490.2 03.0137-9287.2	650490 669287		220 x 35 HEB Einbausatz	BOS BOS
FIAT SEICENTO (98-08)									
	1100 i.e. 900 i.e.		04.98 04.98	03.08 03.08		13.0460-3950.2 603950		21436 16,2	BDX
	1100 i.e. 900 i.e.		04.98 04.98	03.08 03.08		24.0111-0119.1 411119		241 11,0 9,2 +B	
	1100 i.e. 900 i.e.		04.98 04.98	03.08 03.08		03.0137-0015.2 03.0137-9021.2	650015 669021	185 x 31 AUT Einbausatz	FI FI
	1100 i.e. 900 i.e.		04.98 04.98	03.08 03.08		24.0218-5002.1 480117		185/186,8 x 36,5	
	1100 i.e. 900 i.e.		04.98 04.98	03.08 03.08		03.0420-0319.3 680319		19,05/185x31 Kit	FI
FIAT STILO / STILO Multi Wagon (01-08)									
	1.2 i 16V 1.4 i 16V 1.6 16V	59	02.02 01.04 10.01	03.08 03.08 03.08		13.0460-3982.2 13.0470-3982.2 13.0460-0454.2	603982 LD3982 610454	23705 18,1 +/WK/S 23705 18,1 +/WK/S Einbausatz	BOS BOS BOS
	1.8 16V 1.9 D Multijet 1.9 JTD 1.9 JTD		10.01 09.05 10.01 02.02	03.08 03.08 03.08 03.08		13.0460-3983.2 13.0470-3983.2 13.0460-0454.2	603983 LD3983 610454	23708 19,4 +/WK/S 23708 19,4 +/WK/S Einbausatz	BOS BOS BOS
	1.6 16V 1.9 D Multijet 1.9 JTD 2.4 20V	100 110	04.05 09.05 01.04 10.01	03.08 03.08 03.08 03.08		13.0460-3984.2 13.0470-3984.2 13.0460-0454.2	603984 LD3984 610454	23711 19,4 +/WK/S 23711 19,4 +/WK/S Einbausatz	BOS BOS BOS
	1.2 i 16V 1.4 i 16V 1.6 16V	59	02.02 01.04 10.01	03.08 03.08 03.08		24.0122-0197.1 422197		258 22,0 20,2 V +B	
	1.8 16V 1.9 D Multijet 1.9 JTD 1.9 JTD		10.01 09.05 10.01 02.02	03.08 03.08 03.08 03.08		24.0122-0147.1 422147		284 22,0 20,2 V +B	
	1.6 16V 1.9 D Multijet 1.9 JTD 2.4 20V	100 110	04.05 09.05 01.04 10.01	03.08 03.08 03.08 03.08		24.0126-0125.1 426125		281 26,0 24,2 V +B	
	1.2 i 16V 1.4 i 16V 1.6 16V 1.6 16V 1.8 16V 1.9 JTD 1.9 JTD 1.9 JTD 2.4 20V	59 100	02.02 01.04 10.01 04.05 10.01 01.04 10.01 02.02 10.01	05.05 05.05 05.05 03.08 03.08 03.08 03.08 03.08 03.08		13.0460-3991.2 13.0460-0256.2	603991 610256	23714 16,6 /S Einbausatz	BOS BOS
	1.2 i 16V 1.4 i 16V 1.6 16V 1.6 16V 1.8 16V 1.9 D Multijet 1.9 D Multijet 1.9 JTD 1.9 JTD 1.9 JTD 2.4 20V	59 100 110	06.05 06.05 06.05 06.05 06.05 09.05 09.05 06.05 06.05 06.05 06.05	03.08 03.08 03.08 03.08 03.08 03.08 03.08 03.08 03.08 03.08 03.08		13.0460-3991.2 13.0470-3812.2 13.0460-3861.2	603991 LD3812 603861	23714 16,6 /S 23714 17,6 /S 23714 17,6 +/WK/Zub/SBOS	BOS BOS BOS
	1.2 i 16V 1.4 i 16V 1.6 16V 1.6 16V 1.8 16V 1.9 D Multijet 1.9 D Multijet 1.9 JTD 1.9 JTD 1.9 JTD 2.4 20V	59 100 110	02.02 01.04 10.01 04.05 10.01 09.05 09.05 01.04 10.01 02.02 10.01	03.08 03.08 03.08 03.08 03.08 03.08 03.08 03.08 03.08 03.08 03.08		24.0110-0190.1 410190		252 10,0 9,0 +B	
FIAT STRADA / PICK-UP (99-)									
	1.2 1.3 JTD 1.7 TD 1.9 D 1.9 JTD	62 51 46 59	05.99 05.06 05.99 12.00 04.03			13.0460-7126.2 607126		23552 18,1 +	ATE

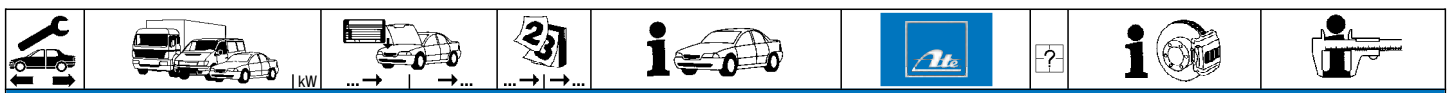
        											
FIAT STRADA / PICK-UP (99-)											
	1.2 1.3 JTD 1.7 TD 1.9 D 1.9 JTD	62 51 46 59		05.99 05.06 05.99 12.00 04.03		24.0120-0142.1 24.0320-0142.1	420142 520142				258 20,0 18,2 VL +B 258 20,0 18,2 VL +B PD
	1.2 1.3 JTD 1.7 TD 1.9 D 1.9 JTD	62 51 46 59		05.99 05.06 05.99 12.00 04.03		03.0137-0471.2	650471				228 x 42 HEB
	1.2 1.3 JTD 1.7 TD 1.9 D 1.9 JTD	62 51 46 59		05.99 05.06 05.99 12.00 04.03		24.0222-8018.1	480078				228/230 x 48
FIAT STRADA II (11-)											
	1.3 D Multijet	70		01.11		24.0120-0142.1	420142				258 20,0 18,2 VL +B
	1.3 D Multijet	70		01.11		24.0222-8018.1	480078				228/230 x 48
FIAT TALENTO (88-94)											
	1.9 D 2.0			10.88 07.90	12.94 12.94	13.0460-2901.2	602901				20741 19,0 +/WK/S LUC
	1.9 D 2.0			10.88 07.90	12.94 12.94	24.0116-0105.1	416105				256 16,1 13,5 +B
	1.9 D 2.0			10.88 07.90	12.94 12.94	03.0137-0330.2 03.0137-9216.2	650330 669216				254 x 57 HEB Einbausatz LUC
	1.9 D 2.0			10.88 07.90	12.94 12.94	24.0225-4002.1	480048				254/255 x 63,5
FIAT TEMPRA (93-96)											
	1.4 i.e. 1.6 i.e. 1.8 i.e. 1.9 D 1.9 TD 2.0 i.e. 2.0 i.e. 4x4			05.93 05.93 05.93 05.93 05.93 05.93 05.93	09.96 09.96 09.96 09.96 09.96 09.96 09.96	13.0460-2949.2	602949				20833 17,0 +/WK/S LUC
	1.4 i.e. Lim. 1.6 i.e. Lim. 1.9 D Lim.			05.93 05.93 05.93	09.96 09.96 09.96	24.0111-0119.1	411119				241 11,0 9,2 +B
	1.4 i.e. Kombi 1.4 i.e. Lim. 1.6 i.e. Kombi 1.6 i.e. Lim. 1.8 i.e. Lim. 1.9 D Kombi 1.9 D Lim. 1.9 TD Lim.			05.93 05.93 05.93 05.93 05.93 05.93 05.93 05.93	09.96 09.96 09.96 09.96 09.96 09.96 09.96 09.96	24.0112-0127.1	412127				258 12,0 10,2 +B
	1.8 i.e. Kombi 1.9 TD Kombi 2.0 i.e. 2.0 i.e. 4x4			05.93 05.93 05.93 05.93	09.96 09.96 09.96 09.96	24.0120-0142.1 24.0320-0142.1	420142 520142				258 20,0 18,2 VL +B 258 20,0 18,2 VL +B PD
	1.4 i.e. 1.6 i.e. 1.8 i.e. 1.9 D 1.9 TD 2.0 i.e. 2.0 i.e. 4x4			05.93 05.93 05.93 05.93 05.93 05.93 05.93	09.96 09.96 09.96 09.96 09.96 09.96 09.96	13.0460-2951.2 13.0460-0072.2	602951 610072				21103 14,2 /S Einbausatz LUC
	1.4 i.e. 1.6 i.e. 1.8 i.e. 1.9 D 1.9 TD 2.0 i.e. 2.0 i.e. 4x4			05.93 05.93 05.93 05.93 05.93 05.93 05.93	09.96 09.96 09.96 09.96 09.96 09.96 09.96	24.0111-0119.1	411119				241 11,0 9,2 +B
	1.4 i.e. Lim. 1.6 i.e. Lim. 1.9 D Lim.			05.93 05.93 05.93	09.96 09.96 09.96	03.0137-0207.2 03.0137-9088.2	650207 669088				180 x 32 Einbausatz BDX
	1.4 i.e. Kombi 1.6 i.e. Kombi 1.6 i.e. Lim. 1.8 i.e. 1.9 D Kombi 1.9 TD			05.93 05.93 05.93 05.93 05.93 05.93	09.96 09.96 09.96 09.96 09.96 09.96	03.0137-0208.2 03.0137-9081.2	650208 669081				228 x 42 HEB Einbausatz

1) - ABS/ + manual transmission / - ABS/ + scatola camb.velocità / - ABS/ + transmission mécanique / - ABS/ + cambio de velocidad
2) + ABS/ + autom.transmission / + ABS/ + scatola cambio autom. / + ABS/ + transmission automatique / + ABS/ + cambio automático
3) - ABS/ + autom.transmission / - ABS/ + scatola cambio autom. / - ABS/ + transmission automatique / - ABS/ + cambio automático

FIAT TEMPRA (93-96)									
	1.4 i.e. Lim. 1.6 i.e. Lim. 1.9 D Lim.	05.93 05.93 05.93	09.96 09.96 09.96	- ABS - ABS/ + Schaltgetriebe ¹⁾ - ABS	24.0218-0011.1	480006		180/181,4 x 37	
	1.4 i.e. Kombi 1.6 i.e. Kombi 1.6 i.e. Lim. 1.8 i.e. 1.9 D Kombi 1.9 TD	05.93 05.93 05.93 05.93 05.93 05.93	09.96 09.96 09.96 09.96 09.96 09.96	- ABS - ABS - ABS/ + Automatikgetriebe ²⁾ - ABS - ABS - ABS	24.0222-8018.1	480078		228/230 x 48	
	1.4 i.e. Lim. 1.6 i.e. Lim. 1.9 D Lim.	05.93 05.93 05.93	09.96 09.96 09.96	- ABS - ABS/ + Schaltgetriebe ¹⁾ - ABS	03.0420-4322.3	684322		22,20/180x32 Kit	BDX
	1.6 i.e. Lim. 1.8 i.e. 1.9 TD	05.93 05.93 05.93	09.96 09.96 09.96	- ABS/ + Automatikgetriebe ²⁾ - ABS - ABS	03.0420-4520.3	684520		20,64/228x42 Kit	
FIAT TIPO (93-95)									
	1.4 i.e. 1.6 i.e. 1.7 D 1.8 i.e. 1.9 D 1.9 TD 2.0 i.e. 2.0 i.e. 16V	05.93 05.93 05.93 05.93 05.93 05.93 05.93 05.93	09.95 09.95 09.95 09.95 09.95 09.95 09.95 09.95		13.0460-2949.2	602949		20833 17,0 +WK/S	LUC
	1.4 i.e. 1.6 i.e. 1.7 D 1.9 D	05.93 05.93 05.93 05.93	09.95 09.95 09.95 09.95	- ABS - ABS - ABS - ABS	24.0111-0119.1	411119		241 11,0 9,2 +B	
	1.4 i.e. 1.6 i.e. 1.8 i.e. 1.9 TD	05.93 05.93 05.93 05.93	09.95 09.95 09.95 09.95	+ ABS + ABS + ABS + ABS	24.0112-0127.1	412127		258 12,0 10,2 +B	
	2.0 i.e. 2.0 i.e. 16V	05.93 05.93	09.95 09.95		24.0120-0142.1 24.0320-0142.1 24.0122-0107.1	420142 520142 422107		258 20,0 18,2 V L +B 258 20,0 18,2 V L +B PD 284 22,0 20,2 V +B	
	1.4 i.e. 1.6 i.e. 1.7 D 1.8 i.e. 1.9 D 1.9 TD 2.0 i.e. 2.0 i.e. 16V	05.93 05.93 05.93 05.93 05.93 05.93 05.93 05.93	09.95 09.95 09.95 09.95 09.95 09.95 09.95 09.95	+ ABS + ABS + ABS + ABS + ABS + ABS + ABS + ABS	13.0460-2951.2 13.0460-0072.2	602951 610072		21103 14,2 /S Einbausatz	LUC LUC
	1.4 i.e. 1.6 i.e. 1.7 D 1.8 i.e. 1.9 D 1.9 TD 2.0 i.e. 2.0 i.e. 16V	05.93 05.93 05.93 05.93 05.93 05.93 05.93 05.93	09.95 09.95 09.95 09.95 09.95 09.95 09.95 09.95	+ ABS + ABS + ABS + ABS + ABS + ABS + ABS + ABS	24.0111-0119.1	411119		241 11,0 9,2 +B	
	1.4 i.e. 1.6 i.e. 1.7 D 1.9 D	05.93 05.93 05.93 05.93	09.95 09.95 09.95 09.95	- ABS - ABS/ + Schaltgetriebe ¹⁾ - ABS - ABS	03.0137-0207.2 03.0137-9088.2	650207 669088		180 x 32 Einbausatz	BDX BDX
	1.6 i.e. 1.8 i.e. 1.9 TD	05.93 05.93 05.93	09.95 09.95 09.95	- ABS/ + Automatikgetriebe ²⁾ - ABS - ABS	03.0137-0208.2 03.0137-9081.2	650208 669081		228 x 42 HEB Einbausatz	
	1.4 i.e. 1.6 i.e. 1.7 D 1.9 D	05.93 05.93 05.93 05.93	09.95 09.95 09.95 09.95	- ABS - ABS/ + Schaltgetriebe ¹⁾ - ABS - ABS	24.0218-0011.1	480006		180/181,4 x 37	
	1.6 i.e. 1.8 i.e. 1.9 TD	05.93 05.93 05.93	09.95 09.95 09.95	- ABS/ + Automatikgetriebe ²⁾ - ABS - ABS	24.0222-8018.1	480078		228/230 x 48	
	1.4 i.e. 1.6 i.e. 1.7 D 1.9 D	05.93 05.93 05.93 05.93	09.95 09.95 09.95 09.95	- ABS - ABS/ + Schaltgetriebe ¹⁾ - ABS - ABS	03.0420-4322.3	684322		22,20/180x32 Kit	BDX
	1.6 i.e. 1.8 i.e. 1.9 TD	05.93 05.93 05.93	09.95 09.95 09.95	- ABS/ + Automatikgetriebe ²⁾ - ABS - ABS	03.0420-4520.3	684520		20,64/228x42 Kit	
FIAT ULYSSE (94-02)									
	1.8 i.e. 1.9 TD 2.0 2.0 16V 2.0 JTD 2.0 Turbo 2.1 TD	06.96 01.95 06.94 06.94 10.99 06.94 06.96	07.02 07.02 07.02 07.02 07.02 07.02 10.99		13.0460-3957.2 13.0460-2978.2	603957 602978		23042 19,0 /WK/Zub 21801 19,0 +/WK/S	BDX LUC

¹⁾ - ABS/ + manual transmission / - ABS/+ scatola camb.velocità / - ABS/ + transmission mécanique / - ABS/ + cambio de velocidad

²⁾ - ABS/ + autom.transmission / - ABS/+ scatola cambio autom. / - ABS/ + transmission automatique / - ABS/ + cambio automático



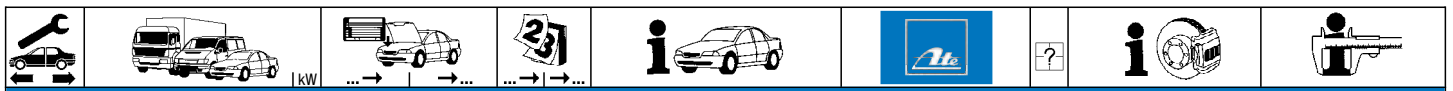
FIAT ULYSSE (94-02)

	1.8 i.e.		06.96	07.02	24.0120-0155.1	420155		258 20,0 18,2 V L +B
	1.9 TD		01.95	07.02	24.0126-0104.1	426104		281 26,0 24,2 V +B
	2.0	89	06.94	07.02				
	2.0 16V		06.94	07.02				
	2.0 JTD		10.99	07.02				
	2.0 Turbo	108	06.94	07.02				
	2.1 TD		06.96	10.99				
	1.8 i.e.		06.96	07.02	13.0460-7061.2	607061		21275 17,0 +/WK ATE
	1.9 TD		01.95	07.02				
	2.0	89	06.94	07.02				
	2.0 16V		06.94	07.02				
	2.0 JTD		10.99	07.02				
	2.0 Turbo	108	06.94	07.02				
	2.1 TD		06.96	10.99				
	1.8 i.e.		06.96	07.02	24.0110-0218.1	410218		295 10,0 8,0 +B
	1.9 TD		01.95	07.02				
	2.0	89	06.94	07.02				
	2.0 16V		06.94	07.02				
	2.0 JTD		10.99	07.02				
	2.0 Turbo	108	06.94	07.02				
	2.1 TD		06.96	10.99				
	1.8 i.e.		06.96	07.02	03.0137-0314.2	650314		255 x 61
	1.9 TD		01.95	07.02	03.0137-9208.2	669208		Einbausatz
	2.0	89	06.94	07.02				
	2.0 JTD		10.99	07.02				
	2.1 TD		06.99	10.99				
	1.8 i.e.		06.96	07.02	24.0225-5003.1	480066		255/256 x 67
	1.9 TD		01.95	07.02				
	2.0	89	06.94	07.02				
	2.0 JTD		10.99	07.02				
	2.1 TD		06.96	10.99				
	1.8 i.e.		06.96	07.02	03.0520-2619.3	692619		19,05/255x61 TopKit BDX
	1.9 TD		01.95	07.02				
	2.0	89	06.94	07.02				
	2.0 JTD		10.99	07.02				
	2.1 TD		06.99	10.99				
	1.8 i.e.		06.96	07.02	03.0137-4018.2	654018		180 x 30 /Zub
	1.9 TD		01.95	07.02	03.0137-9249.2	669249		Einbausatz
	2.0	89	06.94	07.02				
	2.0 16V		06.94	07.02				
	2.0 JTD		10.99	07.02				
	2.0 Turbo	108	06.94	07.02				
	2.1 TD		06.96	10.99				

FIAT ULYSSE (02-11)

	2.0 D Multijet	88	05.06	01.11	13.0460-2863.2	602863		20261 19,0 +/WK/S LUC
	2.0 D Multijet	100	05.06	01.11				
	2.0 i 16V	100	08.02	01.11				
	2.0 JTD	79	05.03	01.11				
	2.0 JTD	80	08.02	01.11				
	2.2 JTD	94	08.02	01.11				
	2.2 JTD	120	03.08	01.11				
	2.2 D Multijet	125	03.08	01.11	13.0460-2752.2	602752		24839 19,4 +/WK/S LUC
	3.0 i V6	150	08.02	01.11	13.0460-4995.2	604995		23575 15,6 +/WK BRE
	2.0 D Multijet	88	05.06	01.11	24.0128-0136.1	428136		285 28,0 26,0 V +B
	2.0 D Multijet	100	05.06	01.11	24.0328-0136.1	528136		285 28,0 26,0 V +B PD
	2.0 i 16V	100	08.02	01.11				
	2.0 JTD	79	05.03	01.11				
	2.0 JTD	80	08.02	01.11				
	2.2 JTD	94	08.02	01.11				
	2.2 JTD	120	03.08	01.11				
	2.2 D Multijet	125	03.08	01.11	24.0132-0126.1	432126		310 32,0 30,0 V
	3.0 i V6	150	08.02	01.11	24.0132-0126.1	432126		310 32,0 30,0 V
	2.0 D Multijet	88	05.06	01.11	13.0460-2819.2	602819		20961 17,2 /S LUC
	2.0 D Multijet	100	05.06	01.11	13.0460-0072.2	610072		Einbausatz LUC
	2.0 i 16V	100	08.02	01.11				
	2.0 JTD	79	05.03	01.11				
	2.0 JTD	80	08.02	01.11				
	2.2 D Multijet	125	03.08	01.11				
	2.2 JTD	94	08.02	01.11				
	2.2 JTD	120	03.08	01.11				
	3.0 i V6	150	08.02	01.11				
	2.0 D Multijet	88	05.06	01.11	24.0112-0156.1	412156		272 12,0 10,0 +B
	2.0 D Multijet	100	05.06	01.11				
	2.0 i 16V	100	08.02	01.11				
	2.0 JTD	79	05.03	01.11				
	2.0 JTD	80	08.02	01.11				
	2.2 D Multijet	125	03.08	01.11				
	2.2 JTD	94	08.02	01.11				
	2.2 JTD	120	03.08	01.11				
	3.0 i V6	150	08.02	01.11				



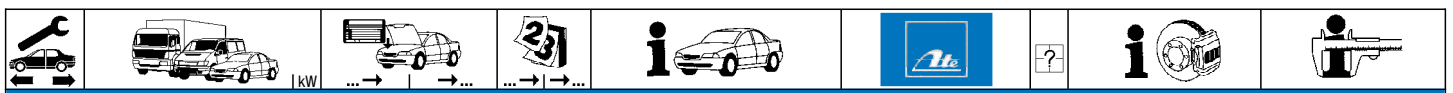


FIAT ULYSSE (02-11)										
	2.0 D Multijet	88		05.06	01.11	24.0711-6066.3	360130	2		Radsensor L=955
	2.0 D Multijet	100		05.06	01.11					
	2.0 i 16V	100		08.02	01.11					
	2.0 JTD	79		05.03	01.11					
	2.0 JTD	80		08.02	01.11					
	2.2 D Multijet	125		03.08	01.11					
	2.2 JTD	94		08.02	01.11					
	2.2 JTD	120		03.08	01.11					
	3.0 i V6	150		08.02	01.11					

FORD C-MAX I (07-10)										
	1.6 i 16V	74		03.07	10.10	13.0460-7193.2	607193			23723 18,1 + ATE
	1.6 TDCi			03.07	10.10	13.0470-7193.2	LD7193			23723 18,1 + ATE
	1.6 TDCi	66		03.07	10.10					
	1.8 i 16V			03.07	10.10					
	1.8 TDCi	85		03.07	10.10					
	2.0 i 16V	107		03.07	10.10					
	2.0 TDCi			03.07	10.10					
	2.0 TDCi	81		02.08	10.10					
	1.8 TDCi	85		03.07	10.10	24.0125-0162.1	425162			300 25,0 23,0 V L +B
	2.0 i 16V	107		03.07	10.10	24.0325-0162.1	525162			300 25,0 23,0 V L +B PD
	2.0 TDCi			03.07	10.10					
	2.0 TDCi	81		02.08	10.10					
	1.6 i 16V	74		03.07	10.10	24.0125-0117.1	425117			278 25,0 23,0 V L +B
	1.6 TDCi			03.07	10.10	24.0325-0117.1	525117			278 25,0 23,0 V L +B PD
	1.6 TDCi	66		03.07	10.10					
	1.8 i 16V			03.07	10.10					
	1.6 i 16V	74		03.07	10.10	24.0711-5123.3	360065	2		Radsensor
	1.6 TDCi			03.07	10.10	24.0711-5133.3	360095	2		Radsensor
	1.6 TDCi	66		03.07	10.10					
	1.8 i 16V			03.07	10.10					
	1.8 TDCi	85		03.07	10.10					
	2.0 i 16V	107		03.07	10.10					
	2.0 TDCi			03.07	10.10					
	2.0 TDCi	81		02.08	10.10					
	1.6 i 16V	74		03.07	10.10	13.0460-7195.2	607195			23482 16,6 + ATE
	1.6 TDCi			03.07	10.10	13.0470-7195.2	LD7195			23482 16,6 + ATE
	1.6 TDCi	66		03.07	10.10					
	1.8 i 16V			03.07	10.10					
	1.8 TDCi	85		03.07	10.10					
	2.0 i 16V	107		03.07	10.10					
	2.0 TDCi			03.07	10.10					
	2.0 TDCi	81		02.08	10.10					
	1.6 i 16V	74		03.07	10.10	24.0111-0155.1	411155			265 11,0 9,0 +B
	1.6 TDCi			03.07	10.10	24.0311-0155.1	511155			265 11,0 9,0 +B PD
	1.6 TDCi	66		03.07	10.10					
	1.8 i 16V			03.07	10.10					
	1.8 TDCi	85		03.07	10.10	24.0111-0158.1	411158			280 11,0 9,0 +B
	2.0 i 16V	107		03.07	10.10	24.0311-0158.1	511158			280 11,0 9,0 +B PD
	2.0 TDCi			03.07	10.10					
	2.0 TDCi	81		02.08	10.10					
	1.6 i 16V	74		03.07	10.10	24.0711-6220.3	360256	2		Radsensor
	1.6 TDCi			03.07	10.10					
	1.6 TDCi	66		03.07	10.10					
	1.8 i 16V			03.07	10.10					
	1.8 TDCi	85		03.07	10.10					
	2.0 i 16V	107		03.07	10.10					
	2.0 TDCi			03.07	10.10					
	2.0 TDCi	81		02.08	10.10					

FORD C-MAX II (10-)										
	1.0 EcoBoost	74		09.12		13.0460-7193.2	607193			23723 18,1 + ATE
	1.0 EcoBoost	92		09.12		13.0470-7193.2	LD7193			23723 18,1 + ATE
	1.6 EcoBoost	110		12.10						
	1.6 EcoBoost	134		12.10						
	1.6 Flexifuel	88		02.11						
	1.6 LPG	88		02.12						
	1.6 TDCi	70		12.10						
	1.6 TDCi	85		12.10						
	1.6 Ti-VCT	63		12.10						
	1.6 Ti-VCT	77		12.10						
	1.6 Ti-VCT	92		12.10						
	2.0 TDCi	85		12.10						
	2.0 TDCi	103		12.10						
	2.0 TDCi	120		12.10						
	1.0 EcoBoost	74		09.12		24.0125-0199.1	425199			278 25,0 23,0 V L +B
	1.0 EcoBoost	92		09.12						
	1.6 Flexifuel	88		02.11						
	1.6 LPG	88		02.12						
	1.6 TDCi	70		12.10						
	1.6 TDCi	85		12.10						
	1.6 Ti-VCT	63		12.10						
	1.6 Ti-VCT	77		12.10						
	1.6 Ti-VCT	92		12.10						
	1.6 EcoBoost	110		12.10		24.0125-0162.1	425162			300 25,0 23,0 V L +B
	1.6 EcoBoost	134		12.10		24.0125-0199.1	425199			278 25,0 23,0 V L +B





FORD C-MAX II (10-)

	2.0 TDCi 85 2.0 TDCi 103 2.0 TDCi 120		12.10 12.10 12.10		24.0125-0162.1 425162 24.0125-0199.1 425199			300 25,0 23,0 VL +B 278 25,0 23,0 VL +B
	1.6 EcoBoost 110 1.6 EcoBoost 134 1.6 TDCi 70 1.6 TDCi 85 1.6 Ti-VCT 63 1.6 Ti-VCT 77 1.6 Ti-VCT 92 2.0 TDCi 85 2.0 TDCi 103 2.0 TDCi 120		12.10 12.10 12.10 12.10 12.10 12.10 12.10 12.10 12.10 12.10 12.10 12.10 12.10 12.10 12.10 12.10 12.10 12.10		24.0711-5123.3 360065	2		Radsensor
	1.0 EcoBoost 74 1.0 EcoBoost 92 1.6 EcoBoost 110 1.6 EcoBoost 134 1.6 Flexifuel 88 1.6 LPG 88 1.6 TDCi 70 1.6 TDCi 85 1.6 Ti-VCT 63 1.6 Ti-VCT 77 1.6 Ti-VCT 92 2.0 TDCi 85 2.0 TDCi 103 2.0 TDCi 120		09.12 09.12 12.10 12.10 02.11 02.12 12.10 12.10 12.10 12.10 12.10 12.10 12.10 12.10 12.10 12.10 12.10 12.10		13.0460-7195.2 607195 13.0470-7195.2 LD7195			23482 16,6 + ATE 23482 16,6 + ATE
	1.0 EcoBoost 74 1.0 EcoBoost 92 1.6 EcoBoost 110 1.6 EcoBoost 134 1.6 Flexifuel 88 1.6 LPG 88 1.6 TDCi 70 1.6 TDCi 85 1.6 Ti-VCT 63 1.6 Ti-VCT 77 1.6 Ti-VCT 92 2.0 TDCi 85 2.0 TDCi 103 2.0 TDCi 120		09.12 09.12 12.10 12.10 02.11 02.12 12.10 12.10 12.10 12.10 12.10 12.10 12.10 12.10 12.10 12.10		24.0111-0172.1 411172			280 11,0 9,0 +B
	1.6 EcoBoost 110 1.6 EcoBoost 134 1.6 TDCi 70 1.6 TDCi 85 1.6 Ti-VCT 63 1.6 Ti-VCT 77 1.6 Ti-VCT 92 2.0 TDCi 85 2.0 TDCi 103 2.0 TDCi 120		12.10 12.10 12.10 12.10 12.10 12.10 12.10 12.10 12.10 12.10 12.10 12.10 12.10 12.10 12.10 12.10		24.0711-6220.3 360256	2	- Parkassistent ¹⁾	Radsensor

FORD GRAND C-MAX (10-)

	1.0 EcoBoost 74 1.0 EcoBoost 92 1.6 EcoBoost 110 1.6 EcoBoost 134 1.6 Flexifuel 88 1.6 LPG 86 1.6 TDCi 70 1.6 TDCi 85 1.6 Ti-VCT 77 1.6 Ti-VCT 92 2.0 TDCi 85 2.0 TDCi 100 2.0 TDCi 103 2.0 TDCi 120		09.12 09.12 12.10 12.10 02.11 02.12 12.10 12.10 12.10 12.10 12.10 12.10 12.10 12.10 12.10 12.10		13.0460-7193.2 607193 13.0470-7193.2 LD7193			23723 18,1 + ATE 23723 18,1 + ATE
	1.0 EcoBoost 74 1.0 EcoBoost 92 1.6 EcoBoost 110 1.6 EcoBoost 134 1.6 Flexifuel 88 1.6 LPG 86 1.6 TDCi 70 1.6 TDCi 85 1.6 Ti-VCT 77 1.6 Ti-VCT 92 2.0 TDCi 85 2.0 TDCi 100 2.0 TDCi 103 2.0 TDCi 120		09.12 09.12 12.10 12.10 02.11 02.12 12.10 12.10 12.10 12.10 12.10 12.10 12.10 12.10 12.10 12.10		24.0125-0162.1 425162			300 25,0 23,0 VL +B
	1.6 EcoBoost 134 1.6 TDCi 70 1.6 TDCi 85 1.6 Ti-VCT 77 1.6 Ti-VCT 92 2.0 TDCi 85		12.10 12.10 12.10 12.10 12.10 12.10 12.10 12.10 12.10 12.10		24.0711-5123.3 360065	2		Radsensor

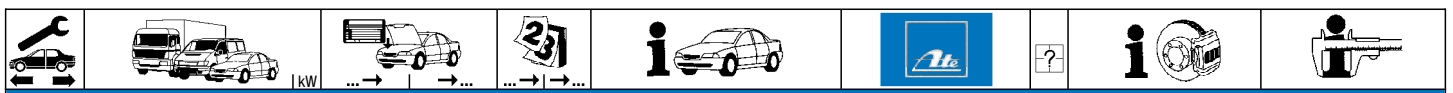
¹⁾ - parking assistant / - assistente di parcheggio / - assistance au stationnement / - asistente de aparcamiento



FORD GRAND C-MAX (10-)										
	2.0 TDCi	100		12.10	12.10	24.0711-5123.3	360065	2		Radsensor
	2.0 TDCi	103		12.10	12.10					
	2.0 TDCi	120		12.10	12.10					
	1.0 EcoBoost	74		09.12		13.0460-7195.2	607195			23482 16,6 + ATE
	1.0 EcoBoost	92		09.12		13.0470-7195.2	LD7195			23482 16,6 + ATE
	1.6 EcoBoost	110		12.10						
	1.6 EcoBoost	134		12.10						
	1.6 Flexifuel	88		02.11						
	1.6 LPG	86		02.12						
	1.6 TDCi	70		12.10						
	1.6 TDCi	85		12.10						
	1.6 Ti-VCT	77		12.10						
	1.6 Ti-VCT	92		12.10						
	2.0 TDCi	85		12.10						
	2.0 TDCi	100		12.10						
	2.0 TDCi	103		12.10						
	2.0 TDCi	120		12.10						
	1.0 EcoBoost	74		09.12		24.0111-0172.1	411172			280 11,0 9,0 +B
	1.0 EcoBoost	92		09.12						
	1.6 EcoBoost	110		12.10						
	1.6 EcoBoost	134		12.10						
	1.6 Flexifuel	88		02.11						
	1.6 LPG	86		02.12						
	1.6 TDCi	70		12.10						
	1.6 TDCi	85		12.10						
	1.6 Ti-VCT	77		12.10						
	1.6 Ti-VCT	92		12.10						
	2.0 TDCi	85		12.10						
	2.0 TDCi	100		12.10						
	2.0 TDCi	103		12.10						
	2.0 TDCi	120		12.10						
	1.6 EcoBoost	134		12.10	12.10	24.0711-6220.3	360256	2	- Parkassistent ¹⁾	Radsensor
	1.6 TDCi	70		12.10	12.10					
	1.6 TDCi	85		12.10	12.10					
	1.6 Ti-VCT	77		12.10	12.10					
	1.6 Ti-VCT	92		12.10	12.10					
	2.0 TDCi	85		12.10	12.10					
	2.0 TDCi	100		12.10	12.10					
	2.0 TDCi	103		12.10	12.10					
	2.0 TDCi	120		12.10	12.10					
FORD CARGO (87-98)										
	6.5 t			09.87	12.98	24.0130-0105.1	430105			322 30,0 27,4 V
	7.5 t			09.87	12.98					
FORD COUGAR (98-00)										
	2.0 i 16V			09.98	12.00	13.0460-7057.2	607057			21394 17,5 + ATE
	2.5 i V6			09.98	12.00	13.0460-7056.2	607056			21396 17,5 +/WK ATE
	2.0 i 16V			09.98	12.00	24.0124-0120.1	424120			260 24,0 22,2 V +B
						24.0324-0120.1	524120			260 24,0 22,2 V +B PD
	2.5 i V6			09.98	12.00	24.0124-0149.1	424149			278 24,1 22,2 V +B
	2.0 i 16V			09.98	12.00	13.0460-3963.2	603963			21586 15,0 BDX
	2.5 i V6			08.99	12.00					
	2.5 i V6			09.98	07.99	13.0460-3964.2	603964			23410 15,0 +/WK BDX
	2.0 i 16V			09.98	12.00	24.0120-0146.1	420146			253 20,0 18,0 V +B
	2.5 i V6			09.98	12.00	24.0320-0146.1	520146			253 20,0 18,0 V +B PD
FORD ECONOVAN (85-92)										
	1.4			09.85	03.92	13.0460-5806.2	605806			20002 15,0 +/WK
	2.0 D			02.86	03.92					
FORD ESCORT / ORION (91-94)										
	1.1			09.90	01.95	13.0460-3965.2	603965		+ Feder ²⁾	23300 18,0 + BDX
	1.3			09.90	01.95	13.0460-0412.2	610412		- ABS	Einbausatz BDX
	1.4			09.90	01.95	13.0460-0413.2	610413		+ ABS	Einbausatz BDX
	1.6			09.90	01.95					
	1.8 D			09.90	01.95					
	1.8 i 16V	77		01.92	01.95					
	1.8 TD			02.93	01.95					
	1.8 i 16V	96		01.92	01.95	13.0460-7040.2	607040			20907 18,0 + ATE
	RS 2000			05.91	01.95					
	1.1			09.90	01.95	24.0110-0196.1	410196			240 10,0 8,0 +B
	1.3 Lim.			09.90	01.95					
	1.1			09.90	01.95	24.0120-0147.1	420147			240 20,0 18,0 V +B
	1.3 Kastenw.			09.90	01.95	24.0320-0147.1	520147			240 20,0 18,0 V +B PD
	1.3 Kombi			09.90	01.95					
	1.3 Lim.			09.90	01.95					
	1.4			09.90	01.95					
	1.6			09.90	01.95					
	1.8 D			09.90	01.95					
	1.8 i 16V	77		01.92	01.95					

1) - parking assistant / - assistente di parcheggio / - assistance au stationnement / - assistente de aparcamiento

2) + spring / + molla / + ressort / + muelle



FORD ESCORT / ORION (91-94)

	1.8 TD			02.93	01.95		24.0120-0147.1	420147		240 20,0 18,0 V +B	
	1.8 i 16V RS 2000	96		01.92	01.95		24.0320-0147.1	520147		240 20,0 18,0 V +B PD	
	2.0 RS Cosworth T.			05.91	01.95		24.0124-0125.1	424125		260 24,2 22,2 V	
	1.3			09.92	01.95		24.0124-0148.1	424148		278 24,0 22,2 V	
	1.4			09.90	01.95		24.0711-1323.1	360019	2	Radsensor L=902	
	1.8 D			09.90	01.95						
	1.8 TD			02.93	01.95						
	1.6			09.90	01.95		24.0711-1319.1	360018	2	Radsensor L=722	
	1.8 i 16V RS 2000			01.92	01.95						
				05.91	01.95						
	1.6			09.90	01.95	+ ABS	13.0460-4058.2	604058		21832 14,9	ATE
	1.8 D			09.90	01.95	+ ABS	13.0460-0436.2	610436		Einbausatz	ATE
	1.8 i 16V			01.92	01.95	+ ABS					
	1.8 TD			02.93	01.95	+ ABS					
	RS 2000			05.91	01.95						
	1.6			09.90	01.95	+ ABS	24.0110-0213.1	410213		270 10,0 8,6	
	1.8 D			09.90	01.95	+ ABS					
	1.8 i 16V			01.92	01.95	+ ABS					
	1.8 TD			02.93	01.95	+ ABS					
	RS 2000			05.91	01.95						
	1.6			09.90	01.95		24.0711-1333.3	360020	2	Radsensor L=952	
	1.8 i 16V RS 2000			01.92	01.95						
				05.91	01.95						
	1.1			09.90	12.93	- ABS	03.0137-0237.2	650237		180 x 32 HEB	
	1.3 Lim.			09.90	12.93	- ABS	03.0137-9123.2	669123		Einbausatz	
	1.4 Lim.			09.90	12.93	- ABS/ + Schaltgetriebe ¹⁾					
	1.1			01.94	01.95	- ABS	03.0137-0237.2	650237		180 x 32 HEB	LUC
	1.3 Lim.			01.94	01.95	- ABS	03.0137-9217.2	669217		Einbausatz	
	1.4 Lim.			01.94	01.95	- ABS/ + Schaltgetriebe ¹⁾					
	1.1			09.90	12.93	+ ABS	03.0137-0238.2	650238		203 x 38 HEB	
	1.3			09.90	12.93	+ ABS	03.0137-9124.2	669124		Einbausatz	
	1.3 Kombi			09.90	12.93	- ABS					
	1.4			09.90	12.93	+ ABS					
	1.4 Cabrio			09.90	12.93	- ABS					
	1.4 Kombi			09.90	12.93	- ABS					
	1.4 Lim.			09.90	12.93	- ABS/ + Automatikgetriebe ²⁾					
	1.6			09.90	12.93	- ABS					
	1.8 D			09.90	12.93	- ABS/ - Kastenwagen ³⁾					
	1.8 i 16V	77		01.92	12.93	- ABS					
	1.8 TD			02.93	12.93	- ABS					
	1.1			01.94	01.95	+ ABS	03.0137-0238.2	650238		203 x 38 HEB	
	1.3			01.94	01.95	+ ABS	03.0137-9251.2	669251		Einbausatz	
	1.3 Kombi			01.94	01.95	- ABS					
	1.4			01.94	01.95	+ ABS					
	1.4 Cabrio			01.94	01.95	- ABS					
	1.4 Kombi			01.94	01.95	- ABS					
	1.4 Lim.			01.94	01.95	- ABS/ + Automatikgetriebe ²⁾					
	1.6			01.94	01.95	- ABS					
	1.8 D			01.94	01.95	- ABS/ - Kastenwagen ³⁾					
	1.8 i 16V	77		01.94	01.95	- ABS					
	1.8 TD			01.94	01.95	- ABS					
	1.4 Kastenw.			09.90	01.95		03.0137-0282.2	650282		229 x 45 HEB	
	1.8 D Kastenw.			09.90	01.95	- ABS	03.0137-9184.2	669184		Einbausatz	
	1.1			09.90	01.95	- ABS	24.0218-0024.2	480079		ohne Sensorring ⁴⁾	180/181 x 44 - Lager
	1.3 Lim.			09.90	01.95	- ABS	24.0218-0724.2	480206		ohne Sensorring ⁴⁾	180/181 x 44 + Lager
	1.4 Lim.			09.90	01.95	- ABS/ + Schaltgetriebe ¹⁾					
	1.1			09.90	01.95	+ ABS	24.0220-3004.2	480023		ohne Sensorring ⁴⁾	203/204 x 49
	1.3			09.90	01.95	+ ABS					
	1.3 Kombi			09.90	01.95	- ABS					
	1.4			09.90	01.95	+ ABS					
	1.4 Cabrio			09.90	01.95	- ABS					
	1.4 Kombi			09.90	01.95	- ABS					
	1.4 Lim.			09.90	01.95	- ABS/ + Automatikgetriebe ²⁾					
	1.6			09.90	01.95	- ABS					
	1.8 D			09.90	01.95	- ABS/ - Kastenwagen ³⁾					
	1.8 i 16V	77		01.92	01.95	- ABS					
	1.8 TD			02.93	01.95	- ABS					
	1.1			09.90	12.93	- ABS	03.0520-2120.3	692120		20,64/180x32 TopKit	LUC
	1.3 Lim.			09.90	12.93	- ABS					
	1.4 Lim.			09.90	12.93	- ABS/ + Schaltgetriebe ¹⁾					
	1.1			01.94	01.95	- ABS	03.0520-7020.3	697020		20,64/180x32 TopKit	LUC
	1.3 Lim.			01.94	01.95	- ABS					
	1.4 Lim.			01.94	01.95	- ABS/ + Schaltgetriebe ¹⁾					
	1.1			01.94	01.95	+ ABS	03.0520-6122.3	696122		22,20/203x38 TopKit	LUC
	1.3			01.94	01.95	+ ABS					
	1.4			01.94	01.95	+ ABS					
	1.3 Kombi			09.90	12.93	- ABS	03.0520-1119.3	691119		19,05/203x38 TopKit	LUC
	1.4 Cabrio			09.90	12.93	- ABS					
	1.4 Kombi			09.90	12.93	- ABS					
	1.4 Lim.			09.90	12.93	- ABS/ + Automatikgetriebe ²⁾					
	1.6			09.90	12.93	- ABS					
	1.8 D			09.90	12.93	- ABS/ - Kastenwagen ³⁾					

1) - ABS/ + manual transmission / - ABS/ + scatola camb.velocità / - ABS/ + transmission mécanique / - ABS/ + cambio de velocidad
 2) - ABS/ + autom.transmission / - ABS/ + scatola cambio autom. / - ABS/ + transmission automatique / - ABS/ + cambio automático
 3) - ABS/ - Van / - ABS/ - furgone / - ABS/ - fourgonnette / - ABS/ - furgón
 4) without sensor ring / senza sensori / sans secours ABS / sin anillo sensor ABS



FORD ESCORT / ORION (91-94)																																			
	1.8 i 16V	77	01.92	12.93	- ABS	03.0520-1119.3	691119										19,05/203x38 TopKit	LUC																	
	1.8 TD		02.93	12.93	- ABS																														
	1.3 Kombi	77	01.94	01.95	- ABS	03.0520-5619.3	695619											19,05/203x38 TopKit	LUC																
	1.4 Cabrio		01.94	01.95	- ABS																														
	1.4 Kombi		01.94	01.95	- ABS																														
	1.4 Lim.		01.94	01.95	- ABS/ + Automatikgetriebe ¹⁾																														
	1.6		01.94	01.95	- ABS																														
	1.8 D		01.94	01.95	- ABS/ - Kastenwagen ²⁾																														
1.8 i 16V	01.94		01.95	- ABS																															
1.8 TD	01.94	01.95	- ABS																																
FORD ESCORT VII (95-00)																																			
	1.3 i	77	02.95	02.99		13.0460-3965.2	603965											23300 18,0 + Einbausatz	BDX BDX BDX																
	1.4 i		02.95	02.99																															
	1.6 i 16V		02.95	07.00																															
	1.8 D		02.95	02.99																															
	1.8 i 16V		02.95	02.99																															
	1.8 i 16V		02.95	02.99																															
	1.8 TD		02.95	07.00																															
	1.8 i 16V		96	02.95	02.99																13.0460-7040.2	607040											20907 18,0 +	ATE	
	RS 2000			02.95	02.99																														
			1.3 i	77	02.95															02.99		24.0120-0147.1	420147												240 20,0 18,0 V +B 240 20,0 18,0 V +B PD
1.4 i		02.95	02.99																																
1.6 i 16V		02.95	07.00																																
1.8 D		02.95	02.99																																
1.8 i 16V		02.95	02.99																																
1.8 i 16V		85	02.95		02.99																														
1.8 TD		02.95	07.00																																
1.8 i 16V	96	02.95	02.99		24.0124-0125.1	424125												260 24,2 22,2 V																	
RS 2000		02.95	02.99																																
2.0 i 16V Cosworth		02.95	12.95		24.0124-0148.1	424148													278 24,0 22,2 V																
	1.3 i	77	02.95	02.99		24.0711-1368.1	360025	2												Radsensor L=722															
	1.4 i		02.95	02.99																															
	1.6 i 16V		02.95	07.00																															
	1.8 D		02.95	02.99																															
	1.8 i 16V		02.95	02.99																															
	1.8 TD		02.95	07.00																															
	2.0 i 16V Cosworth		02.95	12.95																															
	1.6 i 16V	77	02.95	07.00	+ ABS	13.0460-4058.2	604058												21832 14,9 Einbausatz	ATE ATE															
	1.8 D		02.95	02.99	+ ABS																														
	1.8 i 16V		02.95	02.99	+ ABS																														
	1.8 TD		02.95	07.00	+ ABS																														
	1.6 i 16V	77	02.95	07.00	+ ABS	24.0110-0213.1	410213													270 10,0 8,6															
	1.8 D		02.95	02.99	+ ABS																														
	1.8 i 16V		02.95	02.99	+ ABS																														
	1.8 TD		02.95	07.00	+ ABS																														
	1.3 i	77	02.95	02.99		24.0751-1134.3	360045	1												Radsensor L=835/835															
	1.4 i		02.95	02.99																															
	1.6 i 16V		02.95	07.00																															
	1.8 D		02.95	02.99																															
	1.8 i 16V		02.95	02.99																															
	1.8 TD		02.95	07.00																															
	2.0 i 16V Cosworth		02.95	12.95																															
			1.3 i	77	02.95																02.99	- ABS	03.0137-0337.2	650337											
1.4 i Lim.		02.95	02.99		- ABS/ + Schaltgetriebe ⁴⁾																														
1.6 i 16V		02.95	07.00		- ABS																														
1.8 TD		02.95	07.00		- ABS																														
1.3 i		02.95	02.99		+ ABS	03.0137-0346.2	650346													203 x 38 HEB Einbausatz															
1.4 i Cabrio		02.95	02.99		+ ABS																														
1.4 i Kombi		02.95	02.99		+ ABS																														
1.4 i Lim.		02.95	02.99		+ ABS/ + Schaltgetriebe ⁵⁾																														
1.4 i Cabrio		02.95	02.99		- ABS																														
1.4 i Kombi		02.95	02.99		- ABS																														
1.4 i Lim.	02.95	02.99	- ABS/ + Automatikgetriebe ¹⁾																																
1.6 i 16V	02.95	07.00	- ABS																																
1.8 D	02.95	02.99	- ABS/ - Kastenwagen ²⁾																																
1.8 i 16V	02.95	02.99	- ABS																																
1.8 TD	02.95	07.00	- ABS																																
1.4 i Kastenw.	77	02.95	02.99		03.0137-0282.2	650282													229 x 45 HEB Einbausatz																
1.8 D Kastenw.		02.95	02.99	- ABS																															
	1.3 i	77	02.95	02.99	- ABS	24.0218-0024.2	480079													180/181 x 44 - Lager 180/181 x 44 + Lager															
	1.4 i Lim.		02.95	02.99	- ABS/ + Schaltgetriebe ⁴⁾																														
	1.6 i 16V		02.95	07.00	- ABS																														
	1.4 i Cabrio		02.95	02.99	- ABS																24.0220-3004.2	480023													203/204 x 49
	1.4 i Kombi		02.95	02.99	- ABS																														
	1.4 i Lim.		02.95	02.99	- ABS/ + Automatikgetriebe ¹⁾																														
	1.8 D		02.95	07.95	- ABS/ - Kastenwagen ²⁾																														
	1.8 i 16V		02.95	07.95	- ABS																														
	1.8 TD		02.95	07.95	- ABS																														
	1.3 i		77	02.95	02.99																														
1.4 i	02.95	02.99		+ ABS																															
1.6 i 16V	08.95	07.00		- ABS																															
1.8 D	08.95	02.99		- ABS/ - Kastenwagen ²⁾																															
1.8 i 16V	08.95	02.99		- ABS																															
1.8 TD	08.95	07.00	- ABS																																

¹⁾ - ABS/ + autom.transmission / - ABS/ + scatola cambio autom. / - ABS/ + transmission automatique / - ABS/ + cambio automático

²⁾ - ABS/ - Van / - ABS/ - furgone / - ABS/ - fourgonnette / - ABS/ - furgón

³⁾ + spring / + molla / + ressort / + muelle























⁴⁾ - ABS/ + manual transmission / - ABS/ + scatola camb.velocità / - ABS/ + transmission mécanique / - ABS/ + cambio de velocidad

⁵⁾ + ABS/ + manual transm. / + ABS/ + scatola camb.velocità / + ABS/ + transmission mécanique / + ABS/ + cambio de velocidad

⁶⁾ without sensor ring / senza sensori / sans secours ABS / sin anillo sensor ABS

FORD ESCORT VII (95-00)																		
	1.4 i Kombi			02.95	07.95	- ABS		03.0520-5519.3	695519		Abmessungen beachten	19,05/180x32 TopKit	LUC					
	1.6 i 16V			02.95	07.95													
	1.8 D			02.95	07.95	- ABS												
	1.8 i 16V Cabrio			02.95	07.95	- ABS												
	1.8 TD			02.95	07.95													
	1.3 i			08.95	02.99	- ABS		03.0520-6422.3	696422		Abmessungen beachten	22,20/203x38 TopKit	LUC					
	1.3 i			02.95	02.99	+ ABS												
	1.4 i Cabrio			08.95	02.99													
	1.4 i Kastenw.			02.95	02.99													
	1.4 i Kombi			08.95	02.99													
	1.4 i Lim.			08.95	02.99													
	1.6 i 16V			08.95	07.00													
	1.8 D			02.95	07.95	+ ABS												
	1.8 D Kastenw.			02.95	02.99													
	1.8 i 16V			02.95	02.99													
	1.8 TD			08.95	07.00													
FORD FIESTA III (89-96)																		
	1.0	33		03.89	12.95			13.0460-7073.2	607073		- belüftete Scheiben ¹⁾	21202 16,9 +	ATE					
	1.1			05.89	11.96			13.0460-7071.2	607071		+ belüftete Scheiben ²⁾	20640 17,5 +	ATE					
	1.3	44		03.89	11.96													
	1.3 Kastenw.			09.91	11.96													
	1.4			03.89	11.96													
	1.6			01.89	11.96													
	1.6 Turbo	96		03.90	10.92													
	1.6 XR2i			03.89	11.96													
	1.6i 16V	65		01.94	11.96													
	1.8 16V	77		02.92	11.96													
	1.8 D	44		05.89	11.96													
	1.8 D Kastenw.			09.91	11.96													
	1.8 XR2i	96		02.92	12.95													
	1.0	33		03.89	10.95			24.0110-0196.1	410196		- belüftete Scheiben ¹⁾	240 10,0 8,0 +B						
	1.1			05.89	10.95			24.0120-0147.1	420147		+ belüftete Scheiben ²⁾	240 20,0 18,0 V +B						
	1.3	44		03.89	10.95			24.0320-0147.1	520147		+ belüftete Scheiben ²⁾	240 20,0 18,0 V +B PD						
	1.3 Kastenw.			09.91	10.95													
	1.4			03.89	10.95													
	1.6			01.89	10.95													
	1.6 Turbo	96		03.90	10.92													
	1.6 XR2i			03.89	10.95													
	1.6i 16V	65		01.94	10.95													
	1.8 16V	77		02.92	10.95													
	1.8 D	44		05.89	10.95													
	1.8 D Kastenw.			09.91	10.95													
	1.8 XR2i	96		02.92	10.95													
	1.0	33		11.95	12.95			24.0112-0141.1	412141		- belüftete Scheiben ¹⁾	239 12,0 10,0 +B						
	1.1			11.95	11.96			24.0120-0147.1	420147		+ belüftete Scheiben ²⁾	240 20,0 18,0 V +B						
	1.3	44		11.95	11.96			24.0320-0147.1	520147		+ belüftete Scheiben ²⁾	240 20,0 18,0 V +B PD						
	1.3 Kastenw.			11.95	11.96													
	1.4			11.95	11.96													
	1.6			11.95	11.96													
	1.6 XR2i			11.95	11.96													
1.6i 16V	65		11.95	11.96														
	1.8 16V	77		11.95	11.96													
	1.8 D	44		11.95	11.96													
	1.8 D Kastenw.			11.95	11.96													
	1.8 XR2i	96		11.95	12.95													
	1.0	33		03.89	12.95	- SCS		03.0137-0235.2	650235			180 x 32 AUT						
	1.1			05.89	11.96	- SCS		03.0137-9121.2	669121			Einbausatz						
	1.3	44		03.89	11.96	- SCS												
	1.4			03.89	11.96	- SCS												
	1.8 D	44		05.89	11.96	- SCS												
	1.0	33		03.89	12.95	+ SCS		03.0137-0236.2	650236			203 x 39 AUT						
	1.1			05.89	11.96	+ SCS		03.0137-9120.2	669120			Einbausatz						
1.3	44		03.89	11.96	+ SCS													
1.3 Kastenw.			09.91	11.96														
1.4			03.89	11.96	+ SCS													
1.6			01.89	11.96														
1.6 Turbo	96		03.90	10.92														
1.6 XR2i			03.89	11.96														
1.6i 16V	65		01.94	11.96														
1.8 16V	77		02.92	11.96														
1.8 D	44		05.89	11.96	+ SCS													
1.8 D Kastenw.			09.91	11.96														
1.8 XR2i	96		02.92	12.95														
	1.0	33		03.89	12.95	- SCS		24.0218-0024.2	480079		ohne Sensorring ³⁾	180/181 x 44 - Lager						
	1.1			05.89	11.96	- SCS		24.0218-0724.2	480206		ohne Sensorring ³⁾	180/181 x 44 - Lager						
	1.3	44		03.89	11.96	- SCS												
	1.4			03.89	11.96	- SCS												
	1.8 D	44		05.89	11.96	- SCS												
	1.0	33		03.89	12.95	+ SCS		24.0220-3002.2	480021		ohne Sensorring ³⁾	203/204 x 46,5						
	1.1			05.89	11.96	+ SCS												
	1.3	44		03.89	11.96	+ SCS												
	1.4			03.89	11.96	+ SCS												
	1.6			01.89	11.96													
	1.6 Turbo	96		03.90	10.92													
1.6 XR2i			03.89	11.96														


1) - ventilated discs / - dischi ventilati / - disques ventilés / - disco ventilado
2) + ventilated discs / + dischi ventilati / + disques ventilés / + disco ventilado
3) without sensor ring / senza sensori / sans secours ABS / sin anillo sensor ABS

								
FORD FIESTA III (89-96)								
	1.6i 16V 1.8 16V 1.8 D 1.8 XR2i	65 77 44 96	01.94 02.92 05.89 02.92	11.96 11.96 11.96 + SCS 12.95	24.0220-3002.2	480021	ohne Sensorring ¹⁾	203/204 x 46,5
	1.3 Kastenw. 1.8 D Kastenw.		09.91 09.91	11.96 11.96	24.0220-3008.2	480075		203/204 x 45
	1.0 1.1 1.3 1.4 1.8 D	33 44 44	03.89 05.89 03.89 03.89 05.89	12.93 - SCS 12.93 - SCS 12.93 - SCS 12.93 - SCS 11.96 - SCS	03.0520-1417.3	691417		17,46/180x32 TopKit BDX
	1.0 1.1 1.3 1.4	33 44	01.94 01.94 01.94 01.94	12.95 - SCS 11.96 - SCS 11.96 - SCS 11.96 - SCS	03.0520-4419.3	694419		19,05/180x32 TopKit
	1.0 1.1 1.3 1.3 Kastenw. 1.4 1.6 1.6 Turbo 1.6 XR2i 1.6i 16V 1.8 16V 1.8 D 1.8 D Kastenw. 1.8 XR2i	33 44 96 65 77 44 96	03.89 05.89 03.89 09.91 03.89 01.89 03.90 03.89 01.94 02.92 05.89 09.91 02.92	12.95 + SCS 11.96 + SCS 11.96 + SCS 01.94 11.96 + SCS 11.96 + SCS 10.92 + SCS 11.96 + SCS 11.96 + SCS 11.96 + SCS 11.96 + SCS 11.96 + SCS 01.94 12.95 + SCS	03.0420-2922.3	682922		22,20/203x39 Kit BDX
FORD FIESTA IV (96-02)								
	1.25 i 16V 1.3 i Lim. 1.8 D Lim.		01.96 01.96 01.96	01.00 + Schaltgetriebe ²⁾ 01.00 01.00	13.0460-7073.2	607073		21202 16,9 + ATE
	1.25 i 16V 1.3 i Kastenw. 1.4 i 16V 1.6 i 16V 1.8 D Kastenw.		01.96 01.96 02.96 10.99 01.96	01.00 + Automatikgetriebe ³⁾ 01.00 01.00 01.00 01.00	13.0460-7071.2	607071		20640 17,5 + ATE
	1.25 i 16V 1.3 i 1.4 i 16V 1.6 1.6 i 16V 1.8 D 1.8 DI	65	02.00 02.00 02.00 02.00 02.00 02.00 03.00	03.02 03.02 03.02 03.02 03.02 03.02 03.02	13.0460-7148.2 13.0460-7142.2	607148 607142	- ABS + ABS	23200 18,0 + ATE 23604 18,7 + ATE
	1.25 i 16V 1.3 i Lim. 1.8 D Lim.		01.96 01.96 01.96	01.00 + Schaltgetriebe ²⁾ 01.00 01.00	24.0112-0141.1 24.0312-0141.1	412141 512141		239 12,0 10,0 +B 239 12,0 10,0 +B PD
	1.25 i 16V 1.3 i Kastenw. 1.4 i 16V 1.6 i 16V 1.8 D Kastenw.		01.96 01.96 02.96 10.99 01.96	01.00 + Automatikgetriebe ³⁾ 01.00 01.00 01.00 01.00	24.0120-0147.1 24.0320-0147.1	420147 520147		240 20,0 18,0 V +B 240 20,0 18,0 V +B PD
	1.25 i 16V 1.3 i 1.4 i 16V 1.6 1.6 i 16V 1.8 D 1.8 DI	65	02.00 02.00 02.00 02.00 02.00 02.00 03.00	03.02 03.02 03.02 03.02 03.02 03.02 03.02	24.0120-0147.1 24.0320-0147.1 24.0122-0172.1 24.0322-0172.1	420147 520147 422172 522172	- ABS - ABS + ABS + ABS	240 20,0 18,0 V +B 240 20,0 18,0 V +B PD 258 22,0 20,0 V +B 258 22,0 20,0 V +B PD
	1.25 i 16V 1.3 i Lim. 1.4 i 16V 1.8 D Lim.		01.96 01.96 02.96 01.96	11.98 11.98 11.98 11.98	24.0711-1367.1	360024	2 	Radsensor L=875
	1.25 i 16V 1.3 i Lim. 1.4 i 16V 1.6 1.6 i 16V 1.8 D Lim. 1.8 DI	65	12.98 12.98 12.98 02.00 10.99 12.98 03.00	03.02 03.02 03.02 03.02 03.02 03.02 03.02	24.0711-1367.1	360024	2 	Radsensor L=875
	1.3 i Kastenw. 1.8 D Kastenw.		01.96 01.96	03.02 03.02	24.0711-1367.1	360024	2 	Radsensor L=875
	1.25 i 16V 1.3 i Lim. 1.4 i 16V 1.8 D Lim.		01.96 01.96 02.96 01.96	11.98 11.98 11.98 11.98	24.0751-1173.3	360048	1 	Radsensor L=785/800
	1.25 i 16V 1.3 i Lim. 1.4 i 16V 1.6 1.6 i 16V 1.8 D Lim. 1.8 DI	65	12.98 12.98 12.98 02.00 10.99 12.98 03.00	03.02 03.02 03.02 03.02 03.02 03.02 03.02	24.0713-1121.3	360036	1 	Radsensor L=785/800
	1.3 i Kastenw.		01.96	03.02	24.0741-1118.3	360044	1 	Radsensor L=1300/2300

¹⁾ without sensor ring / senza sensori / sans secours ABS / sin anillo sensor ABS

²⁾ + manual transmission / + scatola cambio velocità / + transmission mécanique / + cambio de velocidad



















³⁾ + autom.transmission / + scatola cambio automatico / + transmission automatique / + cambio automático



FORD FIESTA IV (96-02)										
	1.8 D Kastenw.		01.96	03.02		24.0741-1118.3	360044	1		Radsensor L=1300/2300
	1.25 i 16V 1.3 i Lim. 1.4 i 16V 1.6 i 16V 1.8 D Lim.		01.96 01.96 02.96 10.99 01.96	01.00 01.00 01.00 01.00 01.00		03.0137-0337.2 03.0137-9217.2	650337 669217			180 x 32 HEB Einbausatz LUC
	1.25 i 16V 1.3 i Lim. 1.4 i 16V 1.6 1.6 i 16V 1.8 D Lim. 1.8 DI Lim.	65	02.00 02.00 02.00 02.00 02.00 03.00	03.02 03.02 03.02 03.02 03.02 03.02		03.0137-0412.2 03.0137-0394.2 03.0137-9179.2 03.0137-9259.2	650412 650394 669179 669259	- ABS + ABS - ABS + ABS	180 x 32 HEB 203 x 38 HEB Einbausatz AP Einbausatz AP	
	1.3 i Kastenw. 1.8 D Kastenw. 1.8 DI Kastenw.		01.96 01.96 03.00	03.02 03.02 03.02		03.0137-0338.2 03.0137-9177.2	650338 669177			203 x 38 HEB Einbausatz
	1.25 i 16V 1.3 i Lim. 1.4 i 16V 1.6 i 16V 1.8 D Lim.		01.96 01.96 02.96 10.99 01.96	01.00 01.00 01.00 01.00 01.00		24.0218-0024.2 24.0218-0724.2	480079 480206		ohne Sensorring ¹⁾ + ABS/ ohne Sensorring ²⁾	180/181 x 44 - Lager 180/181 x 44 + Lager
	1.25 i 16V 1.3 i Lim. 1.4 i 16V 1.6 1.6 i 16V 1.8 D Lim. 1.8 DI	65	02.00 02.00 02.00 02.00 02.00 03.00	03.02 03.02 03.02 03.02 03.02 03.02		24.0218-0024.2 24.0218-0724.2 24.0220-3009.2	480079 480206 480080	- ABS - ABS + ABS/ ohne Sensorring ²⁾	180/181 x 44 - Lager 180/181 x 44 + Lager 203/204 x 49	
	1.3 i Kastenw. 1.8 D Kastenw.		01.96 01.96	03.02 03.02		24.0220-3008.2	480075			203/204 x 45
	1.25 i 16V 1.3 i Lim. 1.8 D Lim.		01.96 01.96 01.96	01.00 01.00 01.00	+ Schaltgetriebe ³⁾	03.0520-3617.3	693617			17,78/180x32 TopKit LUC
	1.25 i 16V 1.3 i Lim. 1.8 D Lim. 1.8 DI Lim.		02.00 02.00 02.00 03.00	03.02 03.02 03.02 03.02	+ Schaltgetriebe ³⁾	03.0520-6219.3 03.0520-6319.3	696219 696319	- ABS + ABS		19,05/180x32 TopKit AP 19,05/203x38 TopKit AP
	1.25 i 16V 1.4 i 16V 1.6 1.6 i 16V	65	01.96 02.96 02.00 10.99	03.02 03.02 03.02 03.02	+ Automatikgetriebe ⁴⁾	03.0520-5519.3	695519			19,05/180x32 TopKit LUC
	1.3 i Kastenw. 1.8 D Kastenw. 1.8 DI Kastenw.		01.96 01.96 03.00	03.02 03.02 03.02		03.0520-6422.3	696422			22,20/203x38 TopKit LUC
FORD FIESTA V (02-08)										
	1.25 i 16V 1.25 i 16V 1.3 i 1.3 i 1.4 i 16V 1.4 TDCi 1.6 i 16V 1.6 TDCi	51 55 44 51 59 50 74 66	03.03 05.02 04.02 04.02 04.02 04.02 10.04	08.08 08.08 08.08 08.08 08.08 08.08 08.08		13.0460-7142.2	607142			23604 18,7 + ATE
	ST 150	110	11.04	08.08		13.0460-7186.2	607186			23440 17,6 + ATE
	1.25 i 16V 1.25 i 16V 1.3 i 1.3 i 1.4 i 16V 1.4 TDCi 1.6 i 16V 1.6 TDCi	51 55 44 51 59 50 74 66	03.03 05.02 04.02 04.02 04.02 04.02 10.04	08.08 08.08 08.08 08.08 08.08 08.08 08.08		24.0122-0172.1 24.0322-0172.1	422172 522172			258 22,0 20,0 V +B 258 22,0 20,0 V +B PD
	1.25 i 16V 1.25 i 16V 1.3 i 1.3 i 1.4 i 16V 1.4 TDCi 1.6 i 16V 1.6 TDCi	51 55 44 51 59 50 74 66	03.03 05.02 04.02 04.02 04.02 04.02 10.04	08.08 08.08 08.08 08.08 08.08 08.08 08.08		24.0711-5138.1	360110	2		Radsensor L=775
	ST 150	110	11.04	08.08		13.0460-2835.2	602835			23353 14,8 /WE/S LUC
	ST 150	110	11.04	08.08		24.0110-0115.1	410115			253 10,2 8,9 +B
	1.25 i 16V 1.25 i 16V 1.3 i 1.3 i 1.4 i 16V 1.4 TDCi	51 55 44 51 59 50	03.03 05.02 04.02 04.02 04.02 04.02	08.08 08.08 08.08 08.08 08.08 08.08		24.0711-6118.3	360188	1		Radsensor L=937/958

















1) without sensor ring / senza sensori / sans secours ABS / sin anillo sensor ABS
2) + ABS/ without sensor ring / + ABS/ senza sensore / + ABS/ sans secours ABS / + ABS/ sin anillo sensor ABS
3) + manual transmission / + scatola cambio velocità / + transmission mécanique / + cambio de velocidad
4) + autom.transmission / + scatola cambio automatico / + transmission automatique / + cambio automático























									
FORD FIESTA V (02-08)									
	1.6 i 16V 1.6 TDCi	74 66		04.02 10.04	08.08 08.08	24.0711-6118.3	360188	1 	Radsensor L=937/958
	1.25 i 16V 1.25 i 16V 1.3 i 1.3 i 1.4 i 16V 1.4 TDCi 1.6 i 16V 1.6 TDCi	51 55 44 51 59 50 74 66		03.03 05.02 04.02 04.02 04.02 04.02 04.02 10.04	08.08 08.08 08.08 08.08 08.08 08.08 08.08 08.08	03.0137-0394.2 03.0137-9259.2	650394 669259		203 x 38 HEB Einbausatz
	1.25 i 16V 1.25 i 16V 1.3 i 1.3 i 1.4 i 16V 1.4 TDCi 1.6 i 16V 1.6 TDCi	51 55 44 51 59 50 74 66		03.03 05.02 04.02 04.02 04.02 04.02 04.02 10.04	08.08 08.08 08.08 08.08 08.08 08.08 08.08 08.08	24.0220-3026.2 24.0220-3726.2	480175 480216	ohne Sensorring ¹⁾ mit Sensorring ²⁾	203/204,3 x 44,5 - Lager 203/204,3 x 44,5 + Lager
	1.25 i 16V 1.25 i 16V 1.3 i 1.3 i 1.4 i 16V 1.4 TDCi 1.6 i 16V 1.6 TDCi	51 55 44 51 59 50 74 66		03.03 05.02 04.02 04.02 04.02 04.02 04.02 10.04	08.08 08.08 08.08 08.08 08.08 08.08 08.08 08.08	03.0520-6319.3	696319		19,05/203x38 TopKit AP
FORD FIESTA VI (08-)									
	1.25 i 16V 1.25 i 16V 1.4 Duratec LPG 1.4 i 16V 1.4 TDCi 1.4 TDCi 1.6 TDCi 1.6 TDCi 1.6 TDCi 1.6 TDCi 1.6 Ti-VCT 1.6 Ti-VCT	44 60 - 71 50 51 55 66 70 88 99		09.08 09.08 06.09 09.08 01.09 07.10 09.08 09.08 02.10 09.08 12.10	04.12 04.12 04.12 04.12 04.12 04.12 04.12 04.12 04.12 04.12 04.12 04.12	13.0460-5794.2	605794		24283 15,5 +WK/Zub/S
	1.0 1.0 1.0 EcoBoost 1.0 EcoBoost 1.25 i 16V 1.25 i 16V 1.4 Duratec LPG 1.4 i 16V 1.4 TDCi 1.4 TDCi 1.5 TDCi 1.6 TDCi 1.6 TDCi 1.6 TDCi 1.6 TDCi 1.6 Ti-VCT 1.6 Ti-VCT 1.6 Ti-VCT	48 59 74 92 44 60 - 71 50 51 55 55 66 70 77 88 99		10.12 10.12 10.12 10.12 09.08 09.08 06.09 09.08 01.09 07.10 10.12 09.08 09.08 09.08 02.10 10.12 09.08 12.10		24.0123-0113.1	423113		258 23,0 21,0 V +B
	1.0 1.0 1.0 EcoBoost 1.0 EcoBoost 1.25 i 16V 1.25 i 16V 1.4 Duratec LPG 1.4 i 16V 1.4 TDCi 1.4 TDCi 1.5 TDCi 1.6 TDCi 1.6 TDCi 1.6 TDCi 1.6 TDCi 1.6 Ti-VCT 1.6 Ti-VCT 1.6 Ti-VCT	48 59 74 92 44 60 - 71 50 51 55 55 66 70 77 88 99		10.12 10.12 10.12 10.12 09.08 09.08 06.09 09.08 01.09 07.10 10.12 09.08 09.08 09.08 02.10 10.12 09.08 12.10		03.0137-0497.2 03.0137-9304.2	650497 669304		200 x 32 HEB Einbausatz
	1.0 1.0 1.0 EcoBoost 1.0 EcoBoost 1.25 i 16V 1.25 i 16V 1.4 Duratec LPG 1.4 i 16V 1.4 TDCi 1.4 TDCi 1.5 TDCi 1.6 TDCi 1.6 TDCi 1.6 TDCi 1.6 TDCi 1.6 Ti-VCT 1.6 Ti-VCT 1.6 Ti-VCT	48 59 74 92 44 60 - 71 50 51 55 55 66 70 77 88 99		10.12 10.12 10.12 10.12 09.08 09.08 06.09 09.08 01.09 07.10 10.12 09.08 09.08 09.08 02.10 10.12 09.08 12.10		03.0520-7619.3	697619		19,05/200x32 TopKit



















¹⁾ without sensor ring / senza sensori / sans secours ABS / sin anillo sensor ABS


²⁾ with sensor ring / con sensori / avec secours ABS / con anillo sensor ABS

											
FORD FIESTA VI (08-)											
	1.6 TDCi 1.6 Ti-VCT 1.6 Ti-VCT 1.6 Ti-VCT	70 77 88 99		02.10 10.12 09.08 12.10		03.0520-7619.3	697619				19,05/200x32 TopKit
FORD FOCUS I (98-04)											
	1.4 i 16V 1.6 i 16V 1.8 i 16V 1.8 TDCi 1.8 Turbo DI 2.0 i 16V ST 170 RS 2.0			10.98 09.04 10.98 09.04 10.98 09.04 03.01 09.04 10.98 09.04 10.98 09.04 03.02 09.04 10.02 09.04		13.0460-7121.2	607121				23154 19,4 + ATE
						13.0460-7186.2	607186				23440 17,6 + ATE
						13.0460-4832.2	604832				21381 18,0 + BRE
	1.4 i 16V 1.6 i 16V 1.8 i 16V 1.8 TDCi 1.8 Turbo DI 2.0 i 16V ST 170			10.98 09.04 10.98 09.04 10.98 09.04 03.01 09.04 10.98 09.04 10.98 09.04 03.02 09.04		24.0122-0172.1 24.0322-0172.1	422172 522172				258 22,0 20,0 V +B 258 22,0 20,0 V +B PD
						24.0124-0198.1	424198				300 24,0 22,0 V
	1.4 i 16V 1.6 i 16V 1.8 i 16V 1.8 TDCi 1.8 Turbo DI 2.0 i 16V RS 2.0 ST 170			10.98 09.04 10.98 09.04 10.98 09.04 03.01 09.04 10.98 09.04 10.98 09.04 10.02 09.04 03.02 09.04		24.0711-5049.3	360028	2			Radsensor L=841
	1.4 i 16V 1.6 i 16V 1.8 i 16V 1.8 TDCi 1.8 Turbo DI 2.0 i 16V RS 2.0 ST 170			10.98 09.04 10.98 09.04 10.98 09.04 03.01 09.04 10.98 09.04 10.98 09.04 10.02 09.04 03.02 09.04		13.0460-2835.2	602835				23353 14,8 /WE/S LUC
	1.4 i 16V 1.6 i 16V 1.8 i 16V 1.8 TDCi 1.8 Turbo DI 2.0 i 16V ST 170			10.98 09.04 10.98 09.04 10.98 09.04 03.01 09.04 10.98 09.04 10.98 09.04 03.02 09.04		24.0110-0115.1 24.0310-0115.1	410115 510115				253 10,2 8,9 +B 253 10,2 8,9 +B PD
						24.0110-0313.1	410313				280 10,2 8,9
	1.4 i 16V 1.6 i 16V 1.8 i 16V 1.8 TDCi 1.8 Turbo DI 2.0 i 16V RS 2.0 ST 170			10.98 09.04 10.98 09.04 10.98 09.04 03.01 09.04 10.98 09.04 10.98 09.04 10.02 09.04 03.02 09.04		24.0711-6039.3 24.0711-6040.3	360029 360030		 - ESP  - ESP		Radsensor L=597 Radsensor L=637
						24.0711-6039.3	360029	2	 + ESP		Radsensor L=597
	1.4 i 16V 1.6 i 16V 1.8 i 16V 1.8 Turbo DI			10.98 09.04 10.98 09.04 10.98 09.04 10.98 09.04		03.0137-0356.2 03.0137-9235.2	650356 669235				203 x 38 HEB Einbausatz
	1.4 i 16V 1.6 i 16V 1.8 i 16V 1.8 Turbo DI			10.98 09.04 10.98 09.04 10.98 09.04 10.98 09.04		24.0220-3020.2 24.0220-3720.2	480131 480210		ohne Sensorring ¹⁾ ohne Sensorring ¹⁾		203/204,3 x 44,5 - Lager 203/204,3 x 44,5 + Lager
	1.4 i 16V Lim. 1.6 i 16V Lim. 1.8 i 16V Lim. 1.8 Turbo DI Kombi			10.98 09.04 10.98 09.04 10.98 09.04 10.98 09.04		03.0520-6620.3	696620				20,64/203x38 TopKit LUC
	1.4 i 16V Kombi 1.6 i 16V Kombi 1.8 i 16V Kombi			10.98 09.04 10.98 09.04 10.98 09.04		03.0520-6222.3	696222				22,20/203x38 TopKit
	1.8 Turbo DI Lim.			10.98 09.04		03.0520-5919.3	695919				19,05/203x38 TopKit
FORD FOCUS II (05-11)											
	1.4 i 16V 1.6 i 16V 1.6 TDCi 1.6 TDCi 1.6 Ti VCT 1.8 i 16V 1.8 TDCi	59 74 66 85 92 85		10.04 02.11 10.04 02.11 10.04 02.11 01.05 02.11 10.04 02.11 01.06 02.11 01.05 02.11		13.0460-7193.2 13.0470-7193.2	607193 LD7193				23723 18,1 + ATE 23723 18,1 + ATE

¹⁾ without sensor ring / senza sensori / sans secours ABS / sin anillo sensor ABS

								
FORD FOCUS II (05-11)								
	2.0 i 16V 2.0 TDCi 2.0 TDCi 2.5 ST	107 81 166		10.04 02.11 10.04 02.11 02.08 02.11 10.05 02.11		13.0460-7193.2 13.0470-7193.2	607193 LD7193	23723 18,1 + 23723 18,1 + ATE ATE
	1.4 i 16V 1.6 i 16V 1.6 TDCi 1.6 TDCi 1.6 Ti VCT 1.8 i 16V 1.8 TDCi 2.0 i 16V 2.0 TDCi 2.0 TDCi 2.5 ST	59 74 66 85 85 92 85 107 81 81 166		10.04 02.11 10.04 02.11 10.04 02.11 01.05 02.11 10.04 02.11 01.06 02.11 01.05 02.11 10.04 02.11 10.04 02.11 02.08 02.11 10.05 12.10		13.0460-7204.2 13.0470-7204.2	607204 LD7204	23912 18,8 + 23912 18,8 + ATE ATE
	1.4 i 16V 1.6 i 16V 1.6 TDCi 1.6 TDCi 1.6 Ti VCT 1.8 i 16V 1.8 TDCi 2.0 i 16V 2.0 TDCi 2.0 TDCi 2.5 RS 2.5 RS 500 2.5 ST	59 74 66 85 85 92 85 107 81 81 224 257 166		10.04 11.10 10.04 11.10 10.04 11.10 01.05 11.10 10.04 11.10 01.06 11.10 01.05 11.10 10.04 11.10 10.04 11.10 02.08 11.10 01.09 11.10 05.10 11.10 10.05 11.10		24.0711-5123.3 24.0711-5133.3	360065 360095	2  - ESP 2  + ESP Radsensor Radsensor
	1.4 i 16V 1.6 i 16V 1.6 TDCi 1.6 TDCi 1.6 Ti VCT 1.8 i 16V 1.8 TDCi 2.0 i 16V 2.0 TDCi 2.0 TDCi 2.5 RS 2.5 RS 500 2.5 ST	59 74 66 85 85 92 85 107 81 81 224 257 166		12.10 02.11 12.10 02.11 12.10 02.11 12.10 02.11 12.10 02.11 12.10 02.11 12.10 02.11 12.10 02.11 12.10 02.11 12.10 02.11 12.10 02.11 12.10 02.11 12.10 02.11		24.0711-5133.3	360095	2  + ESP Radsensor
	1.4 i 16V 1.6 i 16V 1.6 TDCi 1.6 TDCi 1.6 Ti VCT 1.8 i 16V 1.8 TDCi 2.0 i 16V 2.0 TDCi 2.0 TDCi 2.5 ST 2.5 RS 2.5 RS 500	59 74 66 85 85 92 85 107 81 81 166 224 257		10.04 02.11 10.04 02.11 10.04 02.11 01.05 02.11 10.04 02.11 01.06 02.11 01.05 02.11 10.04 02.11 10.04 02.11 02.08 02.11 10.05 02.11 01.09 02.11 05.10 02.11		13.0460-7195.2 13.0470-7195.2	607195 LD7195	23482 16,6 + 23482 16,6 + ATE ATE
	1.4 i 16V 1.6 i 16V 1.6 TDCi 1.6 TDCi 1.6 Ti VCT 1.8 i 16V 1.8 TDCi 2.0 i 16V 2.0 TDCi 2.0 TDCi 2.5 ST 2.5 RS 2.5 RS 500	59 74 66 85 85 92 85 107 81 81 166 224 257		10.04 02.11 10.04 02.11 10.04 02.11 01.05 02.11 10.04 02.11 01.06 02.11 01.05 02.11 10.04 02.11 10.04 02.11 02.08 02.11 10.05 02.11 01.09 02.11 05.10 02.11		24.0111-0155.1 24.0311-0155.1	411155 511155	265 11,0 9,0 +B 265 11,0 9,0 +B PD
	1.4 i 16V 1.6 i 16V 1.6 TDCi 1.6 TDCi 1.6 Ti VCT 1.8 i 16V 1.8 TDCi 2.0 i 16V 2.0 TDCi 2.0 TDCi 2.5 ST 2.5 RS 2.5 RS 500	59 74 66 85 85 92 85 107 81 81 166 224 257		10.04 02.11 10.04 02.11 10.04 02.11 01.05 02.11 10.04 02.11 01.06 02.11 01.05 02.11 10.04 02.11 10.04 02.11 02.08 02.11 10.05 02.11 01.09 02.11 05.10 02.11		24.0111-0158.1 24.0311-0158.1	411158 511158	280 11,0 9,0 +B 280 11,0 9,0 +B PD
	1.4 i 16V	59		10.04 02.11		03.0137-0467.2 03.0137-9279.2	650467 669279	228 x 42 HEB Einbausatz

									
FORD FOCUS II (05-11)									
	1.4 i 16V	59		10.04	02.11		24.0222-8035.1	480188	229/230,3 x 50
	1.4 i 16V	59		10.04	02.11		03.0520-8120.3	698120	20,64/228x42 TopKit AP
FORD FOCUS III (11-)									
	1.0 EcoBoost	74		02.12			13.0460-7193.2	607193	23723 18,1 + ATE
	1.0 EcoBoost	92		02.12			13.0470-7193.2	LD7193	23723 18,1 + ATE
	1.6 EcoBoost	110		03.11					
	1.6 EcoBoost	134		03.11					
	1.6 Flexifuel	110		07.13					
	1.6 LPG	88		02.12					
	1.6 TDCi	70		03.11					
	1.6 TDCi	85		03.11					
	1.6 TDCi ECOnetic	77		04.12					
	1.6 Ti-VCT	63		08.11					
	1.6 Ti-VCT	77		03.11					
	1.6 Ti-VCT	92		03.11					
	1.6 Ti-VCT Flexifuel	88		03.11					
	2.0 TDCi	85		03.11					
	2.0 TDCi	100		03.11					
	2.0 TDCi	103		03.11					
	2.0 TDCi	120		03.11					
	1.6 EcoBoost	110		03.11			24.0125-0162.1	425162	300 25,0 23,0 V L +B
	1.6 EcoBoost	134		03.11					
	1.6 Flexifuel	110		07.13					
	2.0 TDCi	85		03.11					
	2.0 TDCi	100		03.11					
	2.0 TDCi	103		03.11					
	2.0 TDCi	120		03.11					
	1.0 EcoBoost	74		02.12			24.0125-0199.1	425199	278 25,0 23,0 V L +B
	1.0 EcoBoost	92		02.12					
	1.6 LPG	88		02.12					
	1.6 TDCi	70		03.11					
	1.6 TDCi	85		03.11					
	1.6 TDCi ECOnetic	77		04.12					
	1.6 Ti-VCT	63		08.11					
	1.6 Ti-VCT	77		03.11					
	1.6 Ti-VCT	92		03.11					
	1.6 Ti-VCT Flexifuel	88		03.11					
	1.0 EcoBoost	74		02.12			13.0460-7195.2	607195	23482 16,6 + ATE
	1.0 EcoBoost	92		02.12			13.0470-7195.2	LD7195	23482 16,6 + ATE
	1.6 EcoBoost	110		03.11					
	1.6 EcoBoost	134		03.11					
	1.6 Flexifuel	110		07.13					
	1.6 LPG	88		02.12					
	1.6 TDCi	70		03.11					
	1.6 TDCi	85		03.11					
	1.6 TDCi ECOnetic	77		04.12					
	1.6 Ti-VCT	63		08.11					
	1.6 Ti-VCT	77		03.11					
	1.6 Ti-VCT	92		03.11					
	1.6 Ti-VCT Flexifuel	88		03.11					
	2.0 EcoBoost ST	184		06.12					
	2.0 TDCi	85		03.11					
	2.0 TDCi	100		03.11					
	2.0 TDCi	103		03.11					
	2.0 TDCi	120		03.11					
	1.0 EcoBoost	74		02.12			24.0111-0171.1	411171	271 11,0 9,0 +B
	1.0 EcoBoost	92		02.12					
	1.6 EcoBoost	110		03.11					
	1.6 EcoBoost	134		03.11					
	1.6 Flexifuel	110		07.13					
	1.6 LPG	88		02.12					
	1.6 TDCi	70		03.11					
	1.6 TDCi	85		03.11					
	1.6 TDCi ECOnetic	77		04.12					
	1.6 Ti-VCT	63		08.11					
	1.6 Ti-VCT	77		03.11					
	1.6 Ti-VCT	92		03.11					
	1.6 Ti-VCT Flexifuel	88		03.11					
	2.0 EcoBoost ST	184		06.12					
	2.0 TDCi	85		03.11					
	2.0 TDCi	100		03.11					
	2.0 TDCi	103		03.11					
	2.0 TDCi	120		03.11					
FORD FOCUS C-MAX (03-07)									
	1.6 i 16V	74		08.03	03.07		13.0460-7193.2	607193	23723 18,1 + ATE
	1.6 TDCi	66		01.05	03.07		13.0470-7193.2	LD7193	23723 18,1 + ATE
	1.6 TDCi	80		08.03	03.07				
	1.6 Ti VCT	85		08.04	03.07				
	1.8 i 16V	88		08.03	03.07				
	1.8 i 16V	92		04.04	03.07				
	1.8 TDCi	85		01.05	03.07				



FORD FOCUS C-MAX (03-07)

	2.0 i 16V 2.0 TDCi	107 100		04.04 08.03	03.07 03.07	13.0460-7193.2 13.0470-7193.2	607193 LD7193		23723 18,1 + 23723 18,1 +	ATE ATE
	1.6 i 16V 1.6 TDCi 1.6 TDCi 1.6 Ti VCT 1.8 i 16V 1.8 i 16V 1.8 TDCi 2.0 i 16V 2.0 TDCi	74 66 80 85 88 92 85 107 100		08.03 01.05 08.03 08.04 08.03 04.04 01.05 04.04 08.03	03.07 03.07 03.07 03.07 03.07 03.07 03.07 03.07 03.07	24.0125-0117.1 24.0325-0117.1 24.0125-0162.1 24.0325-0162.1	425117 525117 425162 525162	+ 15"/16" Rad ¹⁾ + 15"/16" Rad ¹⁾ + 17" Rad ²⁾ + 17" Rad ²⁾	278 25,0 23,0 V L +B 278 25,0 23,0 V L +B PD 300 25,0 23,0 V L +B 300 25,0 23,0 V L +B PD	
	1.6 i 16V 1.6 TDCi 1.6 TDCi 1.6 Ti VCT 1.8 i 16V 1.8 i 16V 1.8 TDCi 2.0 i 16V 2.0 TDCi	74 66 80 85 88 92 85 107 100		08.03 01.05 08.03 08.04 08.03 04.04 01.05 04.04 08.03	03.07 03.07 03.07 03.07 03.07 03.07 03.07 03.07 03.07	24.0711-5123.3 24.0711-5133.3	360065 360095	2 - ESP 2 + ESP	Radsensor Radsensor	
	1.6 i 16V 1.6 TDCi 1.6 TDCi 1.6 Ti VCT 1.8 i 16V 1.8 i 16V 1.8 TDCi 2.0 i 16V 2.0 TDCi	74 66 80 85 88 92 85 107 100		08.03 01.05 08.03 08.04 08.03 04.04 01.05 04.04 08.03	03.07 03.07 03.07 03.07 03.07 03.07 03.07 03.07 03.07	13.0460-7195.2 13.0470-7195.2	607195 LD7195		23482 16,6 + 23482 16,6 +	ATE ATE
	1.6 i 16V 1.6 TDCi 1.6 TDCi 1.6 Ti VCT 1.8 i 16V 1.8 i 16V	74 66 80 85 88 92		08.03 01.05 08.03 08.04 08.03 04.04	03.07 03.07 03.07 03.07 03.07 03.07	24.0111-0155.1 24.0311-0155.1	411155 511155		265 11,0 9,0 +B 265 11,0 9,0 +B PD	
	1.8 TDCi 2.0 i 16V 2.0 TDCi	85 107 100		01.05 04.04 08.03	03.07 03.07 03.07	24.0111-0158.1 24.0311-0158.1	411158 511158		280 11,0 9,0 +B 280 11,0 9,0 +B PD	
	1.6 i 16V 1.6 TDCi 1.6 TDCi 1.6 Ti VCT 1.8 i 16V 1.8 i 16V 1.8 TDCi 2.0 i 16V 2.0 TDCi	74 66 80 85 88 92 85 107 100		08.03 01.05 08.03 08.04 08.03 04.04 01.05 04.04 08.03	03.07 03.07 03.07 03.07 03.07 03.07 03.07 03.07 03.07	24.0711-6220.3	360256	2	Radsensor	

FORD FUSION (02-12)

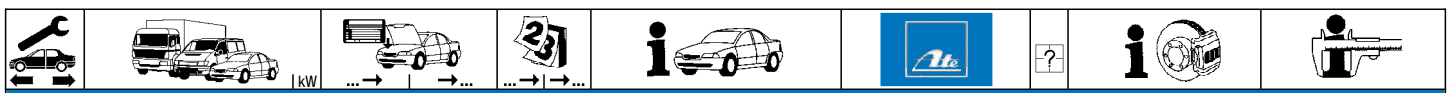
	1.25 i 16V 1.4 i 16V 1.4 TDCi 1.6 i 16V 1.6 TDCi	55 59 50 74 66		08.04 07.02 07.02 07.02 10.04	09.12 09.12 09.12 09.12 09.12	13.0460-7142.2	607142		23604 18,7 +	ATE
	1.25 i 16V 1.4 i 16V 1.4 TDCi 1.6 i 16V 1.6 TDCi	55 59 50 74 66		08.04 07.02 07.02 07.02 10.04	09.12 09.12 09.12 09.12 09.12	24.0122-0172.1 24.0322-0172.1	422172 522172		258 22,0 20,0 V +B 258 22,0 20,0 V +B PD	
	1.25 i 16V 1.4 i 16V 1.4 TDCi 1.6 i 16V 1.6 TDCi	55 59 50 74 66		08.04 07.02 07.02 07.02 10.04	09.12 09.12 09.12 09.12 09.12	24.0711-5139.1	360235	2	Radsensor L=790	
	1.25 i 16V 1.4 i 16V 1.4 TDCi 1.6 i 16V 1.6 TDCi	55 59 50 74 66		08.04 07.02 07.02 07.02 10.04	09.12 09.12 09.12 09.12 09.12	24.0711-6118.3	360188	1	Radsensor L=937/958	
	1.25 i 16V 1.4 i 16V 1.4 TDCi 1.6 i 16V 1.6 TDCi	55 59 50 74 66		08.04 07.02 07.02 07.02 10.04	09.12 09.12 09.12 09.12 09.12	03.0137-0394.2 03.0137-9259.2	650394 669259		203 x 38 HEB Einbausatz	
	1.25 i 16V 1.4 i 16V 1.4 TDCi 1.6 i 16V 1.6 TDCi	55 59 50 74 66		08.04 07.02 07.02 07.02 10.04	09.12 09.12 09.12 09.12 09.12	24.0220-3026.2 24.0220-3726.2	480175 480216	ohne Sensorring ³⁾ mit Sensorring ⁴⁾	203/204,3 x 44,5 - Lager 203/204,3 x 44,5 + Lager	
	1.25 i 16V 1.4 i 16V 1.4 TDCi 1.6 i 16V 1.6 TDCi	55 59 50 74 66		08.04 07.02 07.02 07.02 10.04	09.12 09.12 09.12 09.12 09.12	03.0520-6319.3	696319		19,05/203x38 TopKit	AP

¹⁾ + 15"/16" wheel / + ruota 15"/16" / + roue 15"/16" / + rueda 15"/16"

²⁾ + 17" wheel / + ruota 17" / + roue 17" / + rueda 17"

³⁾ without sensor ring / senza sensori / sans secours ABS / sin anillo sensor ABS

⁴⁾ with sensor ring / con sensori / avec secours ABS / con anillo sensor ABS



FORD GALAXY I (95-06)

	1.9 TDI	66		01.96	03.00		13.0460-7076.2	607076		21848	19,8 +	ATE
	1.9 TDI	81		10.97	03.00							
	2.0 i			09.95	04.01							
	2.3 i 16V			01.97	04.01							
	2.8 i V6	128		09.95	03.00							
	1.9 TDI	66		04.00	04.01		13.0460-7143.2	607143		21849	19,8 +/WK	ATE
	1.9 TDI	85		04.00	04.01							
	1.9 TDI	66		05.01	04.06		13.0460-7154.2	607154		23418	19,4 +/WK	ATE
	1.9 TDI	85		05.01	04.06							
	1.9 TDI	96		02.03	04.06							
	2.0 i			05.01	04.06		13.0460-7156.2	607156		23034	19,4 +	ATE
	2.3 i 16V			05.01	04.06							
	1.9 TDI	110		05.05	04.06		13.0460-7153.2	607153		23269	19,8 +/WK	ATE
	2.8 i V6	150		04.00	04.06							
	1.9 TDI	66		01.96	04.01		24.0125-0114.1	425114		288	25,1 21,0 V L +S +B	
	1.9 TDI	81		10.97	03.00							
	1.9 TDI	85		04.00	04.01							
	2.0 i			09.95	04.01							
	2.3 i 16V			01.97	04.01							
	2.8 i V6	128		09.95	03.00							
	1.9 TDI	66		05.01	04.06		24.0126-0115.1	426115		300	26,0 22,0 V L +B	
	1.9 TDI	85		05.01	04.06							
	1.9 TDI	96		02.03	04.06							
	1.9 TDI	110		05.05	04.06							
	2.0 i			05.01	04.06							
	2.3 i 16V			05.01	04.06							
	2.8 i V6	150		04.00	04.06		24.0126-0119.1	426119		313	25,9 22,0 V L +B	
	1.9 TDI	66		01.96	08.97		24.0731-1183.3	360194	2		Radsensor L=460	
	2.0 i			09.95	08.97							
	2.3 i 16V			01.97	08.97							
	2.8 i V6	128		09.95	08.97							
	1.9 TDI	66		09.97	03.00		24.0713-1101.3	360143	2		Radsensor L=464	
	1.9 TDI	81		10.97	03.00							
	2.0 i			09.97	03.00							
	2.3 i 16V			09.97	03.00							
	2.8 i V6	128		09.97	03.00							
	1.9 TDI	66		04.00	10.02		24.0713-1128.3	360200			Radsensor L=474	
	1.9 TDI	85		04.00	10.02		24.0713-1127.3	360204			Radsensor L=474	
	2.0 i			04.00	10.02							
	2.3 i 16V			04.00	10.02							
	2.8 i V6	150		04.00	10.02		24.0713-1128.3	360200	2		+ Leitung f. Warnkontakt 1)	Radsensor L=474
	1.9 TDI	66		11.02	04.06		24.0711-6114.3	360281	2		- Leitung f. Warnkontakt 2)	Radsensor L=479
	1.9 TDI	85		11.02	04.06		24.0711-6115.3	360282	2		+ Leitung f. Warnkontakt 1)	Radsensor L=479
	1.9 TDI	96		02.03	04.06							
	2.0 i			11.02	04.06							
	2.3 i 16V			11.02	04.06							
	2.8 i V6	150		11.02	04.06							
	1.9 TDI	66		01.96	03.00		13.0460-2819.2	602819		20961	17,2 /S	LUC
	1.9 TDI	81		10.97	03.00		13.0460-0072.2	610072			Einbausatz	LUC
	2.0 i			09.95	04.06							
	2.3 i 16V			01.97	04.06							
	2.8 i V6	128		09.95	03.00							
	1.9 TDI	66		04.00	04.06		13.0460-2859.2	602859		20961	17,2 +/WK/Zub/S	LUC
	1.9 TDI	85		04.00	04.06							
	1.9 TDI	96		02.03	04.06							
	1.9 TDI	110		05.05	04.06		13.0460-2872.2	602872		23446	16,5 +/WK/Zub/S	LUC
	2.8 i V6	150		04.00	04.06		13.0460-0225.2	610225			Einbausatz	
	1.9 TDI	66		01.96	04.06		24.0110-0223.1	410223		268	10,0 8,0 +S +B	
	1.9 TDI	81		10.97	03.00							
	1.9 TDI	85		04.00	04.06							
	1.9 TDI	96		02.03	04.06							
	1.9 TDI	110		05.05	04.06							
	2.0 i			09.95	04.06							
	2.3 i 16V			01.97	04.06							
	2.8 i V6	128		09.95	03.00							
	2.8 i V6	150		04.00	04.06		24.0113-0194.1	413194		294	13,5 11,5 +B	
	1.9 TDI	66		01.96	03.00		24.0713-1102.3	360144	2		Radsensor L=1026	
	1.9 TDI	81		10.97	03.00							
	2.0 i			09.95	03.00							
	2.3 i 16V			01.97	03.00							
	2.8 i V6	128		09.95	03.00							
	1.9 TDI	66		04.00	10.02		24.0713-1124.3	360201			Radsensor L=1026	
	1.9 TDI	85		04.00	10.02		24.0713-1125.3	360202			Radsensor L=1026	
	2.0 i			04.00	10.02							
	2.3 i 16V			04.00	10.02							
	1.9 TDI	66		11.02	04.06		24.0711-6111.3	360243	2		- Leitung f. Warnkontakt 2)	Radsensor L=1031
	1.9 TDI	85		11.02	04.06							
	1.9 TDI	96		02.03	04.06							
	2.0 i			11.02	04.06							
	2.3 i 16V			11.02	04.06							
	1.9 TDI	110		05.05	04.06		24.0711-6113.3	360228			+ Leitung f. Warnkontakt 1)	Radsensor L=1031
	2.8 i V6	150		04.00	10.02		24.0713-1126.3	360203	2		+ Leitung f. Warnkontakt 1)	Radsensor L=1026
	2.8 i V6	150		11.02	04.06		24.0711-6113.3	360228	2		+ Leitung f. Warnkontakt 1)	Radsensor L=1031
	2.8 i V6	150		04.00	10.02							

1) + cable f.br.ppad wear indicat. / + cavo p.indic.usura guarn.fr. / + câbl.'ind.d'usur.garnit.fr. / + cabl.p.indica.desg. guarn.fr.

2) - cable f.br.ppad wear indicat. / - cavo p.indic.usura guarn.fr. / - câbl.'ind.d'usur.garnit.fr. / - cabl.p.indica.desg. guarn.fr.





FORD GALAXY II (06-)





























	1.6 EcoBoost	118		02.11		13.0460-7228.2	607228			24123 20,3 +	ATE
	1.6 TDCi	85		02.11		13.0470-7228.2	LD7228			24123 20,3 +	ATE
	1.8 TDCi	74		04.06							
	1.8 TDCi	92		04.06							
	2.0 Flexifuel	107		05.06							
	2.0 i 16V	107		04.06							
	2.0 TDCi	85		10.07							
	2.0 TDCi	96		04.06							
	2.0 TDCi	100		05.06							
	2.0 TDCi	103		04.06							
	2.0 TDCi	120		03.10							
	2.2 TDCi	129		11.08							
	2.2 TDCi	147		07.10							
2.3 i 16V	118		07.07								
2.0 SCTi EcoBoost	149		03.10			13.0460-7243.2	607243			24142 20,6 +	ATE
2.2 TDCi	129		04.08	10.08		13.0470-7243.2	LD7243			24142 20,6 +	ATE
	1.6 EcoBoost	118		02.11		24.0128-0154.1	428154			300 28,0 26,0 V L +S +B	
	1.6 TDCi	85		02.11							
	1.8 TDCi	74		04.06							
	1.8 TDCi	92		04.06							
	2.0 Flexifuel	107		05.06							
	2.0 i 16V	107		04.06							
	2.0 TDCi	85		10.07							
	2.0 TDCi	96		04.06							
	2.0 TDCi	100		05.06							
	2.0 TDCi	103		04.06							
	2.0 TDCi	120		03.10							
	2.2 TDCi	129		11.08							
	2.2 TDCi	147		07.10							
2.3 i 16V	118		07.07								
2.0 SCTi EcoBoost	149		03.10			24.0128-0162.1	428162			316 28,0 26,0 V L +S +B	
2.2 TDCi	129		04.08	10.08							
	1.6 EcoBoost	118		02.11		24.0711-5123.3	360065	2		Radsensor	
	1.6 TDCi	85		02.11							
	1.8 TDCi	74		04.06							
	1.8 TDCi	92		04.06							
	2.0 Flexifuel	107		05.06							
	2.0 i 16V	107		04.06							
	2.0 SCTi EcoBoost	149		03.10							
	2.0 TDCi	85		10.07							
	2.0 TDCi	96		04.06							
	2.0 TDCi	100		05.06							
	2.0 TDCi	103		04.06							
	2.0 TDCi	120		03.10							
	2.2 TDCi	129		04.08							
2.2 TDCi	147		07.10								
2.3 i 16V	118		07.07								
	1.6 EcoBoost	118		02.11		24.0111-0145.1	411145			302 10,9 9,0 +B	
	1.6 TDCi	85		02.11							
	1.8 TDCi	74		04.06							
	1.8 TDCi	92		04.06							
	2.0 Flexifuel	107		05.06							
	2.0 i 16V	107		04.06							
	2.0 SCTi EcoBoost	149		03.10							
	2.0 TDCi	85		10.07							
	2.0 TDCi	96		04.06							
	2.0 TDCi	100		05.06							
	2.0 TDCi	103		04.06							
	2.0 TDCi	120		03.10							
	2.2 TDCi	129		04.08							
2.2 TDCi	147		07.10								
2.3 i 16V	118		07.07								
	1.6 EcoBoost	118		02.11		24.0711-6220.3	360256	2		Radsensor	
	1.6 TDCi	85		02.11							
	1.8 TDCi	74		04.06							
	1.8 TDCi	92		04.06							
	2.0 Flexifuel	107		05.06							
	2.0 i 16V	107		04.06							
	2.0 SCTi EcoBoost	149		03.10							
2.0 TDCi	85		10.07								
2.0 TDCi	96		04.06								

1) + mechanical parking brake / + fr. stazionamento meccanico / + frein à main mécanique / + freno de mano mecánica

2) + electric parking brake / + freno a mano elettrico / + frein à main électrique / + freno de mano eléctrico




















FORD GALAXY II (06-)																		
	2.0 TDCi	100		05.06				24.0711-6220.3	360256	2								Radsensor
	2.0 TDCi	103		04.06														
	2.0 TDCi	120		03.10														
	2.2 TDCi	129		04.08														
	2.2 TDCi	147		07.10														
	2.3 i 16V	118		07.07														
FORD KA I (96-08)																		
	1.0 i			11.96	01.00			13.0460-7073.2	607073									21202 16,9 + ATE
	1.3 i			11.96	01.00													
	1.0 i			02.00	09.08			13.0460-7148.2	607148									23200 18,0 + ATE
	1.3 i			02.00	09.08													
	1.6 i	70		08.03	09.08			13.0460-7142.2	607142									23604 18,7 + ATE
	1.0 i			11.96	01.00			24.0112-0141.1	412141									239 12,0 10,0 +B
	1.3 i			11.96	01.00			24.0312-0141.1	512141									239 12,0 10,0 +B PD
	1.0 i			02.00	09.08			24.0120-0147.1	420147									240 20,0 18,0 V +B
	1.3 i			02.00	09.08			24.0320-0147.1	520147									240 20,0 18,0 V +B PD
	1.6 i	70		08.03	09.08			24.0122-0172.1	422172									258 22,0 20,0 V +B
				08.03	09.08			24.0322-0172.1	522172									258 22,0 20,0 V +B PD
	1.0 i			11.96	08.04			24.0711-1369.1	360026	2								Radsensor L=795
	1.3 i			11.96	08.04													
	1.6 i	70		08.03	08.04													
	1.0 i			09.04	09.08			24.0711-6166.3	360139	2								Radsensor L=793
	1.3 i			09.04	09.08													
	1.6 i	70		09.04	09.08													
	1.0 i			11.96	08.04			24.0751-1199.3	360053	1								Radsensor L=650/1540
	1.3 i			11.96	08.04													
	1.6 i	70		08.03	08.04			24.0751-1158.3	360098	1								Radsensor L=660/1575
	1.0 i			09.04	09.08			24.0711-6179.3	360140	1								Radsensor L=660/1586
	1.3 i			09.04	09.08													
	1.6 i	70		09.04	09.08													
	1.0 i			11.96	01.00			03.0137-0337.2	650337									180 x 32 HEB LUC
	1.3 i			11.96	01.00			03.0137-9217.2	669217									Einbausatz LUC
	1.0 i			02.00	09.08			03.0137-0412.2	650412									180 x 32 HEB AP
	1.3 i			02.00	09.08			03.0137-9179.2	669179									Einbausatz AP
	1.6 i	70		08.03	09.08			03.0137-0394.2	650394									203 x 38 HEB
				08.03	09.08			03.0137-9259.2	669259									Einbausatz
	1.0 i			11.96	09.08			24.0218-0024.2	480079									180/181 x 44 - Lager
	1.3 i			11.96	09.08			24.0218-0724.2	480206									180/181 x 44 + Lager
	1.6 i	70		08.03	09.08			24.0220-3009.2	480080				ohne Sensorring ¹⁾					203/204 x 49
	1.0 i			11.96	01.00			03.0520-5519.3	695519									19,05/180x32 TopKit LUC
	1.3 i			11.96	01.00													
	1.0 i			02.00	09.08			03.0520-6219.3	696219									19,05/180x32 TopKit AP
	1.3 i			02.00	09.08													
	1.6 i	70		08.03	09.08			03.0520-6319.3	696319									19,05/203x38 TopKit AP
FORD KA II (08-)																		
	1.2 i 16V	51		10.08				13.0460-3838.2	603838									21436 17,0 /WK/Zub BOS
	1.3 TDCi	55		10.08	10.10			13.0470-3838.2	LD3838									21436 17,0 /WK/Zub BOS
	1.2 i 16V	51		10.08				13.0460-3846.2	603846									24072 17,9 +/WK/Zub/SBOS
	1.3 TDCi	55		10.08				13.0470-3846.2	LD3846									24072 17,9 +/WK/Zub/SBOS
	1.2 i 16V	51		10.08				24.0111-0119.1	411119									241 11,0 9,2 +B
	1.3 TDCi	55		10.08				24.0120-0184.1	420184									241 20,0 18,2 V +B
	1.2 i 16V	51		10.08				24.0711-5221.3	360242	2								Radsensor L=1080
	1.3 TDCi	55		10.08														
	1.2 i 16V	51		10.08				24.0711-5220.3	360274	2								Radsensor L=706
	1.3 TDCi	55		10.08														
	1.2 i 16V	51		10.08	05.10			03.0137-0462.2	650462									180 x 32 HEB BDX
	1.3 TDCi	55		10.08	05.10			03.0137-9303.2	669303									Einbausatz BDX
	1.2 i 16V	51		06.10				03.0137-9247.2	669247									Einbausatz AP
	1.3 TDCi	55		06.10														
	1.2 i 16V	51		10.08				24.0218-0011.1	480006									180/181, 4 x 37
	1.3 TDCi	55		10.08														
	1.2 i 16V	51		10.08	05.10			03.0520-8220.3	698220									20,64/180x32 TopKit BDX
	1.3 TDCi	55		10.08	05.10													
FORD KUGA I (08-12)																		
	2.0 TDCi	100		04.08	12.12			13.0460-7193.2	607193									23723 18,1 + ATE
	2.0 TDCi	103		03.10	12.12			13.0470-7193.2	LD7193									23723 18,1 + ATE
	2.0 TDCi 4x4	100		04.08	12.12													
	2.0 TDCi 4x4	103		03.10	12.12													
	2.0 TDCi 4x4	120		03.10	12.12													
	2.5 i	147		03.09	12.12													
	2.5 i 4x4	147		11.08	12.12													

¹⁾ without sensor ring / senza sensori / sans secours ABS / sin anillo sensor ABS

										
FORD KUGA I (08-12)										
	2.0 TDCi	100		04.08	12.12		24.0125-0162.1	425162		300 25,0 23,0 V L +B
	2.0 TDCi	103		03.10	12.12					
	2.0 TDCi 4x4	100		04.08	12.12					
	2.0 TDCi 4x4	103		03.10	12.12					
	2.0 TDCi 4x4	120		03.10	12.12					
	2.5 i	147		03.09	12.12					
2.5 i 4x4	147		11.08	12.12						
	2.0 TDCi	100		04.08	11.10		24.0711-5123.3	360065	2 	Radsensor
	2.0 TDCi	103		03.10	11.10					
	2.0 TDCi 4x4	100		04.08	11.10					
	2.0 TDCi 4x4	103		03.10	11.10					
	2.0 TDCi 4x4	120		03.10	11.10					
	2.5 i	147		03.09	11.10					
2.5 i 4x4	147		11.08	11.10						
	2.0 TDCi	100		04.08	12.12		13.0460-2723.2	602723		24537 16,1 /Zub/S LUC
	2.0 TDCi	103		03.10	12.12		13.0470-2723.2	LD2723		24537 16,1 /Zub/S LUC
	2.0 TDCi 4x4	100		04.08	12.12					
	2.0 TDCi 4x4	103		03.10	12.12					
	2.0 TDCi 4x4	120		03.10	12.12					
	2.5 i	147		03.09	12.12					
2.5 i 4x4	147		11.08	12.12						
	2.0 TDCi	100		04.08	12.12		24.0111-0145.1	411145		302 10,9 9,0 +B
	2.0 TDCi	103		03.10	12.12					
	2.0 TDCi 4x4	100		04.08	12.12					
	2.0 TDCi 4x4	103		03.10	12.12					
	2.0 TDCi 4x4	120		03.10	12.12					
	2.5 i	147		03.09	12.12					
2.5 i 4x4	147		11.08	12.12						
	2.0 TDCi	100		04.08	12.12		24.0711-6220.3	360256	2 	Radsensor
	2.0 TDCi	103		03.10	12.12					
	2.5 i	147		03.09	12.12					
	2.0 TDCi 4x4	100		04.08	12.12		24.0711-6144.3	360137	2 	Radsensor
	2.0 TDCi 4x4	103		03.10	12.12					
	2.0 TDCi 4x4	120		03.10	12.12					
	2.5 i 4x4	147		11.08	12.12					
FORD KUGA II (13-)										
	1.6 EcoBoost	110		01.13			13.0460-7195.2	607195		23482 16,6 + ATE
	1.6 EcoBoost 4x4	134		01.13			13.0470-7195.2	LD7195		23482 16,6 + ATE
	2.0 TDCi	103		01.13						
	2.0 TDCi	120		01.13						
	1.6 EcoBoost	110		01.13			24.0111-0172.1	411172		280 11,0 9,0 +B
	1.6 EcoBoost 4x4	134		01.13						
	2.0 TDCi	103		01.13						
	2.0 TDCi	120		01.13						
FORD MAVERICK (93-96)										
	2.4 i			02.93	09.96		13.0460-5959.2	605959		21481 15,5 LUC
	2.7 TD			02.93	09.96					
	2.4 i			02.93	09.96		24.0126-0109.1	426109		277 26,0 24,0 V
	2.7 TD			02.93	09.96					
	2.4 i			02.93	09.96		03.0137-0376.2	650376		254 x 58 HEB Einbausatz
	2.7 TD			02.93	09.96		03.0137-9169.2	669169		
	2.4 i			02.93	09.96		24.0225-4014.1	480155		254/255,5 x 65
	2.7 TD			02.93	09.96					
FORD MAVERICK (97-98)										
	2.4 i			10.96	03.98		13.0460-5959.2	605959		21481 15,5 LUC
	2.7 TD			10.96	03.98					
	2.4 i			10.96	03.98		24.0126-0109.1	426109		277 26,0 24,0 V
	2.7 TD			10.96	03.98					
	2.4 i			10.96	03.98		03.0137-0376.2	650376		254 x 58 HEB Einbausatz
	2.7 TD			10.96	03.98		03.0137-9169.2	669169		
	2.4 i			10.96	03.98		24.0225-4014.1	480155		254/255,5 x 65
	2.7 TD			10.96	03.98					
FORD MAVERICK (01-07)										
	2.0 i 16V	91		02.01	06.07	+ HA-Trommelbremse ¹⁾	13.0460-7205.2	607205		23787 19,0 + ATE
	2.3 i 16V	110		03.04	06.07	+ HA-Trommelbremse ¹⁾				
	3.0 i 24V	149		03.04	06.07	+ HA-Trommelbremse ¹⁾				
	3.0 i V6	145		02.01	06.07	+ HA-Trommelbremse ¹⁾				
	2.0 i 16V	91		02.01	06.07	+ HA-Scheibenbremse ²⁾	13.0460-7234.2	607234		24438 16,1 + ATE
2.3 i 16V	110		03.04	06.07	+ HA-Scheibenbremse ²⁾					
3.0 i 24V	149		03.04	06.07	+ HA-Scheibenbremse ²⁾					
3.0 i V6	145		02.01	06.07	+ HA-Scheibenbremse ²⁾					

¹⁾ + RA drum brake / + P freno a tamburo / + frein à tambour essieu AR / + ET-tambores de freno
















²⁾ + RA disc brake / + P disco freno / + frein à disque essieu AR / + ET-disco de freno

								
FORD MONDEO II (96-00)								
	1.6 i 16V 1.8 i 16V 1.8 TD 2.0 i 16V			10.96 09.00 10.96 09.00 10.96 09.00 10.96 09.00		24.0124-0120.1 424120 24.0324-0120.1 524120		260 24,0 22,2 V +B 260 24,0 22,2 V +B PD
	1.8 i 16V 2.5 i 24V 2.5 ST 200			10.96 09.00 + 15" Rad ¹⁾ 10.96 09.00 05.99 09.00		24.0124-0149.1 424149		278 24,1 22,2 V +B
	1.6 i 16V 1.8 i 16V 1.8 TD 2.0 i 16V 2.5 i 24V 2.5 ST 200			10.96 09.00 10.96 09.00 10.96 09.00 10.96 09.00 10.96 09.00 05.99 09.00		13.0460-3963.2 603963 13.0460-3964.2 603964 13.0460-0428.2 610428	- Ghia Modelle ²⁾ + Ghia Modelle ³⁾	21586 15,0 BDX 23410 15,0 +/-WK BDX Einbausatz BDX
	1.6 i 16V 1.8 i 16V 1.8 TD 2.0 i 16V 2.5 i 24V 2.5 ST 200			10.96 09.00 10.96 09.00 10.96 09.00 10.96 09.00 10.96 09.00 05.99 09.00		24.0120-0146.1 420146 24.0320-0146.1 520146		253 20,0 18,0 V +B 253 20,0 18,0 V +B PD
	1.6 i 16V Lim. 1.8 i 16V Lim. 1.8 TD Lim.			10.96 09.00 10.96 09.00 10.96 09.00		03.0137-0272.2 650272 03.0137-9177.2 669177		203 x 39 HEB Einbausatz
	1.6 i 16V Kombi 1.8 i 16V Kombi 2.0 i 16V Lim.			10.96 09.00 10.96 09.00 10.96 09.00		03.0137-0253.2 650253 03.0137-9153.2 669153		228 x 45 HEB Einbausatz
	1.6 i 16V Lim. 1.8 i 16V Lim. 1.8 TD Lim.			10.96 09.00 10.96 09.00 10.96 09.00		24.0220-3006.1 480062		203/204,5 x 48,5
	1.6 i 16V Kombi 1.8 i 16V Kombi 2.0 i 16V Lim.			10.96 09.00 10.96 09.00 10.96 09.00		24.0222-8014.1 480031		229/230,1 x 54
	1.6 i 16V Lim. 1.8 i 16V Lim. 1.8 TD Lim.			10.96 09.00 10.96 09.00 10.96 09.00		03.0420-2122.3 682122		22,20/203x39 Kit LUC
	2.0 i 16V Lim.			10.96 09.00		03.0520-2320.3 692320		20,64/228x45 TopKit LUC
	1.6 i 16V Kombi 1.8 i 16V Kombi			10.96 09.00 10.96 09.00		03.0520-2222.3 692222		22,20/228x45 TopKit LUC
FORD MONDEO III (00-07)								
	1.8 i 16V 1.8 SCi 2.0 DI 2.0 i 16V 2.0 TDCi 2.2 TDCi 2.5 i V6 3.0 i V6 ST 220			10.00 03.07 06.03 03.07 10.00 03.07 10.00 03.07 10.01 03.07 09.04 03.07 10.00 03.07 09.04 03.07 04.02 03.07		13.0460-3987.2 603987 13.0470-3987.2 LD3987		23279 18,4 /S BOS 23279 18,4 /S BOS
	1.8 i 16V 1.8 SCi 2.0 DI 2.0 i 16V 2.0 TDCi 2.2 TDCi 2.5 i V6 3.0 i V6 ST 220			10.00 03.07 06.03 03.07 10.00 03.07 10.00 03.07 10.01 03.07 09.04 03.07 10.00 03.07 09.04 03.07 04.02 03.07		24.0124-0161.1 424161 24.0324-0161.1 524161		300 23,9 22,0 V +B 300 23,9 22,0 V +B PD
	1.8 i 16V 1.8 SCi 2.0 DI 2.0 i 16V 2.0 TDCi 2.5 i V6 ST 220			10.00 08.04 06.03 08.04 10.00 08.04 10.00 08.04 10.01 08.04 10.00 08.04 04.02 08.04		13.0460-3988.2 603988 13.0470-3988.2 LD3988		23557 17,2 /S BOS 23557 17,2 /S BOS
	1.8 i 16V 1.8 SCi 2.0 DI 2.0 i 16V 2.0 TDCi 2.2 TDCi 2.5 i V6 3.0 i V6 ST 220			09.04 03.07 09.04 03.07 09.04 03.07 09.04 03.07 09.04 03.07 09.04 03.07 09.04 03.07 09.04 03.07 09.04 03.07		13.0460-3831.2 603831 13.0470-3831.2 LD3831		24260 17,3 /Zub/S BOS 24260 17,3 /Zub/S BOS
	1.8 i 16V 1.8 SCi 2.0 DI 2.0 i 16V 2.0 TDCi 2.2 TDCi 2.5 i V6 3.0 i V6 ST 220			10.00 03.07 06.03 03.07 10.00 03.07 10.00 03.07 10.01 03.07 09.04 03.07 10.00 03.07 09.04 03.07 04.02 03.07		24.0112-0154.1 412154		280 12,0 10,0 +B

¹⁾ + 15" wheel / + ruota 15" / + roue 15" / + rueda 15"

²⁾ - Ghia model / - modello Ghia / - modèles Ghia / - modelo Ghia

³⁾ + Ghia model / + modello Ghia / + modèles Ghia / + modelo Ghia

FORD MONDEO IV (07-)										
										
	1.6 EcoBoost	118		02.11		13.0460-7228.2	607228		24123 20,3 +	ATE
	1.6 TDCi	85		02.11		13.0470-7228.2	LD7228		24123 20,3 +	ATE
	1.6 Ti VCT	81		04.07						
	1.6 Ti VCT	88		07.10						
	1.6 Ti VCT	92		04.07						
	1.8 TDCi	74		04.07						
	1.8 TDCi	92		06.07						
	2.0 EcoBoost	176		07.10						
	2.0 Flexifuel	107		03.07						
	2.0 i 16V	107		04.07						
	2.0 LPG	107		07.09						
	2.0 SCTi	149		03.10						
	2.0 TDCi	85		10.07						
	2.0 TDCi	96		04.07						
	2.0 TDCi	100		03.09						
	2.0 TDCi	103		04.07						
	2.0 TDCi	120		03.10						
	2.2 TDCi	129		04.08						
	2.2 TDCi	147		11.10						
	2.3 i 16V	118		07.07						
	2.5 i 20V	162		04.07						
	1.6 EcoBoost	118		02.11		24.0128-0250.1	428250		300 28,0 26,0 VL +B	
	1.6 TDCi	85		02.11						
	1.6 Ti VCT	81		04.07						
	1.6 Ti VCT	88		07.10						
	1.6 Ti VCT	92		04.07						
	1.8 TDCi	74		04.07						
	1.8 TDCi	92		06.07						
	2.0 EcoBoost	176		07.10						
	2.0 Flexifuel	107		03.07						
	2.0 i 16V	107		04.07						
	2.0 LPG	107		07.09						
	2.0 SCTi	149		03.10						
	2.0 TDCi	85		10.07						
	2.0 TDCi	96		04.07						
	2.0 TDCi	100		03.09						
	2.0 TDCi	103		04.07						
	2.0 TDCi	120		03.10						
	2.2 TDCi	129		04.08						
	2.2 TDCi	147		11.10						
	2.3 i 16V	118		07.07						
	2.5 i 20V	162		04.07						
	1.6 EcoBoost	118		02.11		24.0711-5123.3	360065	2  - ESP	Radsensor	
	1.6 TDCi	85		02.11		24.0711-5133.3	360095	2  + ESP	Radsensor	
	1.6 Ti VCT	81		04.07						
	1.6 Ti VCT	88		07.10						
	1.6 Ti VCT	92		04.07						
	1.8 TDCi	74		04.07						
	1.8 TDCi	92		06.07						
	2.0 EcoBoost	176		07.10						
	2.0 Flexifuel	107		03.07						
	2.0 i 16V	107		04.07						
	2.0 LPG	107		07.09						
	2.0 SCTi	149		03.10						
	2.0 TDCi	85		10.07						
	2.0 TDCi	96		04.07						
	2.0 TDCi	100		03.09						
	2.0 TDCi	103		04.07						
	2.0 TDCi	120		03.10						
	2.2 TDCi	129		04.08						
	2.2 TDCi	147		11.10						
	2.3 i 16V	118		07.07						
	2.5 i 20V	162		04.07						
	1.6 EcoBoost	118		02.11		13.0460-2723.2	602723		24537 16,1 /Zub/S	LUC
	1.6 TDCi	85		02.11		13.0470-2723.2	LD2723		24537 16,1 /Zub/S	LUC
	1.6 Ti VCT	81		04.07						
	1.6 Ti VCT	88		07.10						
	1.6 Ti VCT	92		04.07						
	1.8 TDCi	74		04.07						
	1.8 TDCi	92		06.07						
	2.0 EcoBoost	176		07.10						
	2.0 Flexifuel	107		03.07						
	2.0 i 16V	107		04.07						
	2.0 LPG	107		07.09						
	2.0 SCTi	149		03.10						
	2.0 TDCi	85		10.07						
	2.0 TDCi	96		04.07						
	2.0 TDCi	100		03.09						
	2.0 TDCi	103		04.07						
	2.0 TDCi	120		03.10						
	2.2 TDCi	129		04.08						
	2.2 TDCi	147		11.10						
	2.3 i 16V	118		07.07						
	2.5 i 20V	162		04.07						



FORD MONDEO IV (07-)

	1.6 EcoBoost 1.6 TDCi 1.6 Ti VCT 1.6 Ti VCT 1.6 Ti VCT 1.8 TDCi 1.8 TDCi 2.0 EcoBoost 2.0 Flexifuel 2.0 i 16V 2.0 LPG 2.0 SCTi 2.0 TDCi 2.0 TDCi 2.0 TDCi 2.0 TDCi 2.0 TDCi 2.2 TDCi 2.2 TDCi 2.3 i 16V 2.5 i 20V	118 85 81 88 92 74 92 176 107 107 107 149 85 96 100 103 120 129 147 118 162		02.11 02.11 04.07 07.10 04.07 04.07 06.07 07.10 03.07 04.07 07.09 03.10 10.07 04.07 03.10 04.07 03.10 04.08 11.10 07.07 04.07		24.0111-0145.1	411145		302 10,9 9,0 +B
	1.6 EcoBoost 1.6 TDCi 1.6 Ti VCT 1.6 Ti VCT 1.6 Ti VCT 1.8 TDCi 1.8 TDCi 2.0 EcoBoost 2.0 Flexifuel 2.0 i 16V 2.0 LPG 2.0 SCTi 2.0 TDCi 2.0 TDCi 2.0 TDCi 2.0 TDCi 2.0 TDCi 2.2 TDCi 2.2 TDCi 2.3 i 16V 2.5 i 20V	118 85 81 88 92 74 92 176 107 107 107 149 85 96 100 103 120 129 147 118 162		02.11 02.11 04.07 07.10 04.07 04.07 06.07 07.10 03.07 04.07 07.09 03.10 10.07 04.07 03.10 04.07 03.10 04.08 11.10 07.07 04.07		24.0711-6220.3	360256	2	Radsensor

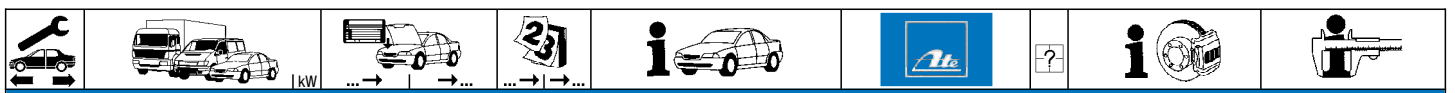
FORD PROBE (93-97)

	2.0 i 16V 2.5 i 24V		01.94 01.93	09.97 09.97	13.0460-5954.2 13.0460-0443.2	605954 610443		21754 15,8 +/WK/Zub Einbausatz	SUM AKE
	2.0 i 16V 2.5 i 24V		01.94 01.93	09.97 09.97	24.0124-0129.1	424129		258 24,0 22,0 V +B	
	2.0 i 16V 2.5 i 24V		01.94 01.93	09.97 09.97	13.0460-5973.2 13.0460-0245.2	605973 610245		21766 13,5 Einbausatz	
	2.0 i 16V 2.5 i 24V		01.94 01.93	09.97 09.97	24.0110-0234.1	410234		261 10,0 8,0 +B	

FORD PUMA (97-01)

	1.4 i 16V 1.7 i 16V ST 160		02.98 06.97 06.99	01.00 01.00 01.00	13.0460-7071.2	607071		20640 17,5 +	ATE
	1.4 i 16V 1.6 i 16V 1.7 i 16V ST 160		02.00 08.00 02.00 02.00	10.00 12.01 12.01 12.01	13.0460-7142.2	607142		23604 18,7 +	ATE
	1.4 i 16V 1.7 i 16V ST 160		02.98 06.97 06.99	01.00 01.00 01.00	24.0120-0147.1 24.0320-0147.1	420147 520147		240 20,0 18,0 V +B 240 20,0 18,0 V +B PD	
	1.4 i 16V 1.6 i 16V 1.7 i 16V ST 160		02.00 08.00 02.00 02.00	10.00 12.01 12.01 12.01	24.0122-0172.1 24.0322-0172.1	422172 522172		258 22,0 20,0 V +B 258 22,0 20,0 V +B PD	
	1.4 i 16V 1.7 i 16V		02.98 06.97	12.98 12.98	24.0711-1367.1	360024	2	Radsensor L=875	
	1.4 i 16V 1.6 i 16V 1.7 i 16V		01.99 08.00 01.99	10.00 12.01 12.01	24.0711-1367.1	360024	2	Radsensor L=875	
	1.4 i 16V 1.7 i 16V		02.98 06.97	12.98 12.98	24.0751-1173.3	360048	1	Radsensor L=785/800	
	1.4 i 16V 1.6 i 16V 1.7 i 16V		01.99 08.00 01.99	10.00 12.01 12.01	24.0713-1121.3	360036	1	Radsensor L=785/800	





























FORD PUMA (97-01)										
	1.4 i 16V			02.98	01.00	03.0137-0337.2	650337		180 x 32 HEB	LUC
	1.7 i 16V ST 160			06.97	01.00	03.0137-9217.2	669217		Einbausatz	LUC
	1.4 i 16V			02.00	10.00	03.0137-0394.2	650394		203 x 38 HEB	
	1.6 i 16V 1.7 i 16V ST 160			08.00	12.01	03.0137-9259.2	669259		Einbausatz	
	1.4 i 16V			02.98	01.00	24.0218-0024.2	480079		180/181 x 44 - Lager	
	1.7 i 16V ST 160			06.97	01.00	24.0218-0724.2	480206		180/181 x 44 + Lager	
	1.4 i 16V			02.98	01.00	24.0218-0024.2	480079	ohne Sensorring ¹⁾	180/181 x 44 - Lager	
	1.7 i 16V ST 160			06.97	01.00	24.0218-0724.2	480206	ohne Sensorring ¹⁾	180/181 x 44 + Lager	
	1.4 i 16V			02.00	10.00	24.0220-3009.2	480080	ohne Sensorring ¹⁾	203/204 x 49	
	1.6 i 16V 1.7 i 16V ST 160			08.00	12.01					
	1.4 i 16V			02.98	01.00	03.0520-3617.3	693617		17,78/180x32 TopKit	LUC
	1.7 i 16V ST 160			06.97	01.00					
	1.4 i 16V			02.00	10.00	03.0520-6319.3	696319		19,05/203x38 TopKit	AP
	1.6 i 16V 1.7 i 16V ST 160			08.00	12.01					
FORD SCORPIO / GRANADA (GB) (95-98)										
	2.0 i			10.94	08.98	13.0460-7057.2	607057		21394 17,5 +	ATE
	2.3 i 16V 2.5 TD 2.9 i			05.96	08.98					
	2.0 i			10.94	08.98	24.0124-0120.1	424120		260 24,0 22,2 V +B	
	2.3 i 16V 2.5 TD 2.9 i			05.96	08.98	24.0324-0120.1	524120		260 24,0 22,2 V +B PD	
	2.9 i 24V			10.94	08.98	24.0124-0149.1	424149		278 24,1 22,2 V +B	
	2.0 i			10.94	08.98	24.0711-1629.3	360027	2	Radsensor L=665	
	2.3 i 16V 2.5 TD 2.9 i			05.96	08.98					
	2.9 i 24V			10.94	08.98					
	2.0 i			10.94	08.98	13.0460-2928.2	602928		20981 13,8 /S	LUC
	2.3 i 16V 2.5 TD 2.9 i			05.96	08.98					
	2.9 i 24V			10.94	08.98					
	2.0 i Lim.			10.94	08.98	24.0110-0115.1	410115		253 10,2 8,9 +B	
	2.3 i 16V Lim.			05.96	08.98	24.0310-0115.1	510115		253 10,2 8,9 +B PD	
	2.5 TD Lim. 2.9 i Lim.			10.94	08.98					
	2.0 i Kombi			10.94	08.98	24.0120-0146.1	420146		253 20,0 18,0 V +B	
	2.3 i 16V Kombi 2.5 TD Kombi 2.9 i Kombi			05.96	08.98	24.0320-0146.1	520146		253 20,0 18,0 V +B PD	
	2.5 TD Kombi			10.94	08.98					
	2.9 i Kombi			01.95	08.98					
FORD S-MAX (06-)										
	1.6 EcoBoost	118		02.11		13.0460-7228.2	607228		24123 20,3 +	ATE
	1.6 TDCi	85		02.11		13.0470-7228.2	LD7228		24123 20,3 +	ATE
	1.8 TDCi	74		01.07						
	1.8 TDCi	92		04.06						
	2.0 i 16V	107		04.06						
	2.0 TDCi	85		10.07						
	2.0 TDCi	96		04.06						
	2.0 TDCi	100		05.06						
	2.0 TDCi	103		04.06						
	2.0 TDCi	120		03.10						
	2.2 TDCi	129		11.08						
	2.2 TDCi	147		07.10						
	2.3 i 16V	118		07.07						
	2.0 EcoBoost	176		07.10		13.0460-7243.2	607243		24142 20,6 +	ATE
	2.0 SCTi EcoBoost	149		03.10		13.0470-7243.2	LD7243		24142 20,6 +	ATE
	2.2 TDCi	129		04.08	10.08					
	2.5 ST	162		04.06						
	1.6 EcoBoost	118		02.11		24.0128-0154.1	428154		300 28,0 26,0 V L +S +B	
	1.6 TDCi	85		02.11						
	1.8 TDCi	74		01.07						
	1.8 TDCi	92		04.06						
	2.0 EcoBoost	176		05.11						
	2.0 i 16V	107		04.06						
	2.0 TDCi	85		10.07						
	2.0 TDCi	96		04.06						
	2.0 TDCi	100		05.06						
	2.0 TDCi	103		04.06						
	2.0 TDCi	120		03.10						
	2.2 TDCi	129		11.08						
	2.2 TDCi	147		07.10						
























¹⁾ without sensor ring / senza sensori / sans secours ABS / sin anillo sensor ABS



									
FORD S-MAX (06-)									
	2.3 i 16V	118		07.07		24.0128-0154.1	428154		300 28,0 26,0 V L +S +B
	2.0 EcoBoost	176		07.10	04.11	24.0128-0162.1	428162		316 28,0 26,0 V L +S +B
	2.0 SCTi EcoBoost	149		03.10					
	2.2 TDCi	129		04.08	10.08				
	2.5 ST	162		04.06					
	1.6 EcoBoost	118		02.11		24.0711-5123.3	360065	2 	Radsensor
	1.6 TDCi	85		02.11					
	1.8 TDCi	74		01.07					
	1.8 TDCi	92		04.06					
	2.0 EcoBoost	176		07.10					
	2.0 i 16V	107		04.06					
	2.0 SCTi EcoBoost	149		03.10					
	2.0 TDCi	85		10.07					
	2.0 TDCi	96		04.06					
	2.0 TDCi	100		05.06					
	2.0 TDCi	103		04.06					
	2.0 TDCi	120		03.10					
	2.2 TDCi	129		04.08					
	2.2 TDCi	147		07.10					
	2.3 i 16V	118		07.07					
	2.5 ST	162		04.06					
	1.6 EcoBoost	118		02.11		13.0460-2723.2	602723		+ mechanische Feststellbremse 1) 24537 16,1 /Zub/S LUC
	1.6 TDCi	85		02.11		13.0470-2723.2	LD2723		+ mechanische Feststellbremse 1) 24537 16,1 /Zub/S LUC
	1.8 TDCi	74		01.07		13.0460-2722.2	602722		+ elektrische Feststellbremse 2) 24496 17,3 /Zub/S LUC
	1.8 TDCi	92		04.06		13.0470-2722.2	LD2722		+ elektrische Feststellbremse 2) 24496 17,3 /Zub/S LUC
	2.0 EcoBoost	176		07.10					
	2.0 i 16V	107		04.06					
	2.0 SCTi EcoBoost	149		03.10					
	2.0 TDCi	85		10.07					
	2.0 TDCi	96		04.06					
	2.0 TDCi	100		05.06					
	2.0 TDCi	103		04.06					
	2.0 TDCi	120		03.10					
	2.2 TDCi	129		04.08					
	2.2 TDCi	147		07.10					
	2.3 i 16V	118		07.07					
	2.5 ST	162		04.06					
	1.6 EcoBoost	118		02.11		24.0111-0145.1	411145		302 10,9 9,0 +B
	1.6 TDCi	85		02.11					
	1.8 TDCi	74		01.07					
	1.8 TDCi	92		04.06					
	2.0 EcoBoost	176		07.10					
	2.0 i 16V	107		04.06					
	2.0 SCTi EcoBoost	149		03.10					
	2.0 TDCi	85		10.07					
	2.0 TDCi	96		04.06					
	2.0 TDCi	100		05.06					
	2.0 TDCi	103		04.06					
	2.0 TDCi	120		03.10					
	2.2 TDCi	129		04.08					
	2.2 TDCi	147		07.10					
	2.3 i 16V	118		07.07					
	2.5 ST	162		04.06					
	1.6 EcoBoost	118		02.11		24.0711-6220.3	360256	2 	Radsensor
	1.6 TDCi	85		02.11					
	1.8 TDCi	74		01.07					
	1.8 TDCi	92		04.06					
	2.0 EcoBoost	176		07.10					
	2.0 i 16V	107		04.06					
	2.0 SCTi EcoBoost	149		03.10					
	2.0 TDCi	85		10.07					
	2.0 TDCi	96		04.06					
	2.0 TDCi	100		05.06					
	2.0 TDCi	103		04.06					
	2.0 TDCi	120		03.10					
	2.2 TDCi	129		04.08					
	2.2 TDCi	147		07.10					
	2.3 i 16V	118		07.07					
	2.5 ST	162		04.06					
FORD STREET KA (03-06)									
	1.6 i	70		02.03	02.06	13.0460-7142.2	607142		23604 18,7 + ATE
	1.6 i	70		02.03	02.06	24.0122-0172.1	422172		258 22,0 20,0 V +B
						24.0322-0172.1	522172		258 22,0 20,0 V +B PD
	1.6 i	70		02.03	08.04	24.0711-1369.1	360026	2 	Radsensor L=795
	1.6 i	70		09.04	02.06	24.0711-6166.3	360139	2 	Radsensor L=793
	1.6 i	70		02.03	08.04	24.0751-1158.3	360098	2 	Radsensor L=660/1575
	1.6 i	70		09.04	02.06	24.0711-6179.3	360140	2 	Radsensor L=660/1586

1) + mechanical parking brake / + fr. stazionamento meccanico / + frein à main mécanique / + freno de mano mecánica

2) + electric parking brake / + freno a mano elettrico / + frein à main électrique / + freno de mano eléctrico

										
FORD STREET KA (03-06)										
	1.6 i	70		02.03	02.06		03.0137-0394.2 03.0137-9259.2	650394 669259	203 x 38 HEB Einbausatz	
	1.6 i	70		02.03	02.06		24.0220-3009.2	480080	ohne Sensorring ¹⁾	203/204 x 49
	1.6 i	70		02.03	02.06		03.0520-6319.3	696319		19,05/203x38 TopKit AP
FORD TOURNEO (94-00)										
	2.0 2.5 D 2.5 TD			07.94 07.94 07.94	03.00 + 14" Rad ²⁾ 03.00 + 14" Rad ²⁾ 03.00 + 14" Rad ²⁾		13.0460-3960.2 13.0460-0427.2	603960 610427		21470 18,0 /WE Einbausatz BDX
	2.0 2.5 D 2.5 TD			07.94 07.94 07.94	03.00 + 15" Rad ³⁾ 03.00 + 15" Rad ³⁾ 03.00 + 15" Rad ³⁾		13.0460-3959.2 13.0460-0427.2	603959 610427		21469 18,0 /WE Einbausatz BDX
	2.0 2.5 D 2.5 TD			07.94 07.94 07.94	03.00 + 14" Rad ²⁾ 03.00 + 14" Rad ²⁾ 03.00 + 14" Rad ²⁾		24.0124-0131.1	424131		254 24,2 22,2 V +B
	2.0 2.5 D 2.5 TD			07.94 07.94 07.94	03.00 + 15" Rad ³⁾ 03.00 + 15" Rad ³⁾ 03.00 + 15" Rad ³⁾		24.0124-0132.1	424132		270 24,2 22,2 V +B
	2.0 2.5 D 2.5 TD			07.94 07.94 07.94	03.00 + 80-120 03.00 + 80-120 03.00 + 80-120		03.0137-0331.2 03.0137-9193.2	650331 669193	+ Einfachbereifung ⁴⁾ + Einfachbereifung ⁴⁾	254 x 52 Einbausatz
	2.0 2.5 D 2.5 TD			07.94 07.94 07.94	03.00 + 130-190 03.00 + 130-190 03.00 + 130-190		03.0137-0332.2 03.0137-9194.2	650332 669194	+ Doppelbereifung ⁵⁾ + Doppelbereifung ⁵⁾	280 x 65 Einbausatz
	2.0 2.5 D 2.5 TD			07.94 07.94 07.94	03.00 + 80-120 03.00 + 80-120 03.00 + 80-120		24.0225-4004.1	480069	+ Einfachbereifung ⁴⁾	254/256 x 57,5
	2.0 2.5 D 2.5 TD			07.94 07.94 07.94	03.00 + 130-190 03.00 + 130-190 03.00 + 130-190		24.0228-0001.1	480068	+ Doppelbereifung ⁵⁾	280/282 x 75,5
FORD TRANSIT (92-94)										
	2.0 Bus 2.0 i Bus 2.0 i Kasten 2.0 Kasten 2.0 Pritsche/Fahrg. 2.5 DI Bus 2.5 DI Bus 2.5 DI Kasten 2.5 DI Kasten 2.5 DI Kasten 2.5 DI Prits./Fahrg. 2.5 DI Prits./Fahrg. 2.5 TD Bus 2.5 TD Bus 2.5 TD Kasten 2.5 TD Prits./Fahrg. 2.5 TD Prits./Fahrg. 2.9 i Bus	66 72 72 66 72 51 59 51 59 63 51 59 63 74 74 63 74 107		09.91 09.91 09.91 09.91 09.91 08.91 09.91 05.91 05.91 10.92 09.91 09.91 10.92 09.91 05.91 11.92 09.91 01.91	09.94 07.94 06.94 06.94 08.94 07.94 07.94 06.94 06.94 06.94 08.94 08.94 07.94 07.94 06.94 08.94 08.94 08.94		13.0460-3960.2 13.0460-0427.2	603960 610427	+ 14" Rad ²⁾ + 14" Rad ²⁾	21470 18,0 /WE Einbausatz BDX
	2.0 Bus 2.0 i Bus 2.0 i Kasten 2.0 Kasten 2.0 Pritsche/Fahrg. 2.5 DI Bus 2.5 DI Bus 2.5 DI Kasten 2.5 DI Kasten 2.5 DI Kasten 2.5 DI Prits./Fahrg. 2.5 DI Prits./Fahrg. 2.5 TD Bus 2.5 TD Bus 2.5 TD Kasten 2.5 TD Prits./Fahrg. 2.5 TD Prits./Fahrg. 2.9 i Bus	66 72 72 66 72 51 59 51 59 63 51 59 63 74 74 63 74 107		09.91 09.91 09.91 09.91 09.91 08.91 09.91 05.91 05.91 10.92 09.91 09.91 10.92 09.91 05.91 11.92 09.91 01.91	09.94 07.94 06.94 06.94 08.94 07.94 07.94 06.94 06.94 06.94 08.94 08.94 07.94 07.94 06.94 08.94 08.94 08.94		13.0460-3959.2 13.0460-0427.2	603959 610427	+ 15" Rad ³⁾ + 15" Rad ³⁾	21469 18,0 /WE Einbausatz BDX
	2.0 Bus 2.0 i Bus 2.0 i Kasten 2.0 Kasten 2.0 Pritsche/Fahrg. 2.5 DI Bus 2.5 DI Bus 2.5 DI Kasten 2.5 DI Kasten 2.5 DI Kasten 2.5 DI Prits./Fahrg. 2.5 DI Prits./Fahrg. 2.5 TD Bus 2.5 TD Bus 2.5 TD Kasten 2.5 TD Prits./Fahrg. 2.5 TD Prits./Fahrg. 2.9 i Bus	66 72 72 66 72 51 59 51 59 63 51 59 63 74 74 63 74 107		09.91 09.91 09.91 09.91 09.91 08.91 09.91 05.91 05.91 10.92 09.91 09.91 10.92 09.91 05.91 11.92 09.91 01.91	09.94 07.94 06.94 06.94 08.94 07.94 07.94 06.94 06.94 06.94 08.94 08.94 07.94 07.94 06.94 08.94 08.94 08.94		24.0124-0131.1	424131	+ 14" Rad ²⁾	254 24,2 22,2 V +B

¹⁾ without sensor ring / senza sensori / sans secours ABS / sin anillo sensor ABS

²⁾ + 14" wheel / + ruota 14" / + roue 14" / + rueda 14"

³⁾ + 15" wheel / + ruota 15" / + roue 15" / + rueda 15"

⁴⁾ + single tyre / + ruota singola / + roue simple / + cubierta simple

⁵⁾ + twin tyres / + ruote gemellate / + roue jumelée / + cubierta doble



FORD TRANSIT (92-94)

	2.5 TD Bus	63		10.92	07.94	24.0124-0131.1	424131	+ 14" Rad 1)	254 24,2 22,2 V +B				
	2.5 TD Bus	74		09.91	07.94								
	2.5 TD Kasten	74		05.91	06.94								
	2.5 TD Prits./Fahrg.	63		11.92	08.94								
	2.5 TD Prits./Fahrg.	74		09.91	08.94								
	2.9 i Bus	107		01.91	08.94								
	2.0 Bus	66		09.91	09.94					24.0124-0132.1	424132	+ 15" Rad 2)	270 24,2 22,2 V +B
	2.0 i Bus	72		09.91	07.94								
	2.0 i Kasten	72		09.91	06.94								
	2.0 Kasten	66		09.91	06.94								
	2.0 Pritsche/Fahrg.	72		09.91	08.94								
2.5 DI Bus	51		08.91	07.94									
2.5 DI Bus	59		09.91	07.94									
2.5 DI Kasten	51		05.91	06.94									
2.5 DI Kasten	59		05.91	06.94									
2.5 DI Kasten	63		10.92	06.94									
2.5 DI Prits./Fahrg.	51		09.91	08.94									
2.5 DI Prits./Fahrg.	59		09.91	08.94									
2.5 TD Bus	63		10.92	07.94									
2.5 TD Bus	74		09.91	07.94									
2.5 TD Kasten	74		05.91	06.94									
2.5 TD Prits./Fahrg.	63		11.92	08.94									
2.5 TD Prits./Fahrg.	74		09.91	08.94									
2.9 i Bus	107		01.91	08.94									
	2.0 Bus	66		09.91	09.94	03.0137-0290.2	650290	+ Einfachbereifung 3)	254 x 52 Einbausatz				
	2.0 i Bus	72		09.91	07.94								
	2.0 i Kasten	72		09.91	06.94								
	2.0 Kasten	66		09.91	06.94								
	2.0 Pritsche/Fahrg.	72		09.91	08.94								
	2.5 DI Bus	51		08.91	07.94								
	2.5 DI Bus	59		09.91	07.94								
	2.5 DI Kasten	51		05.91	06.94								
	2.5 DI Kasten	59		05.91	06.94								
	2.5 DI Kasten	63		10.92	06.94								
	2.5 DI Prits./Fahrg.	51		09.91	08.94								
2.5 DI Prits./Fahrg.	59		09.91	08.94									
2.5 TD Bus	63		10.92	07.94									
2.5 TD Bus	74		09.91	07.94									
2.5 TD Kasten	74		05.91	06.94									
2.5 TD Prits./Fahrg.	63		11.92	08.94									
2.5 TD Prits./Fahrg.	74		09.91	08.94									
2.9 i Bus	107		01.91	08.94									
	2.0 Bus	66		09.91	09.94	03.0137-0291.2	650291	+ Doppelbereifung 4)	280 x 65 Einbausatz				
	2.0 i Bus	72		09.91	07.94								
	2.0 i Kasten	72		09.91	06.94								
	2.0 Kasten	66		09.91	06.94								
	2.0 Pritsche/Fahrg.	72		09.91	08.94								
	2.5 DI Bus	51		08.91	07.94								
	2.5 DI Bus	59		09.91	07.94								
	2.5 DI Kasten	51		05.91	06.94								
	2.5 DI Kasten	59		05.91	06.94								
	2.5 DI Kasten	63		10.92	06.94								
	2.5 DI Prits./Fahrg.	51		09.91	08.94								
2.5 DI Prits./Fahrg.	59		09.91	08.94									
2.5 TD Bus	63		10.92	07.94									
2.5 TD Bus	74		09.91	07.94									
2.5 TD Kasten	74		05.91	06.94									
2.5 TD Prits./Fahrg.	63		11.92	08.94									
2.5 TD Prits./Fahrg.	74		09.91	08.94									
2.9 i Bus	107		01.91	08.94									
	2.0 Bus	66		09.91	09.94	24.0225-4004.1	480069	+ Einfachbereifung 3)	254/256 x 57,5				
	2.0 i Bus	72		09.91	07.94								
	2.0 i Kasten	72		09.91	06.94								
	2.0 Kasten	66		09.91	06.94								
	2.0 Pritsche/Fahrg.	72		09.91	08.94								
	2.5 DI Bus	51		08.91	07.94								
	2.5 DI Bus	59		09.91	07.94								
	2.5 DI Kasten	51		05.91	06.94								
	2.5 DI Kasten	59		05.91	06.94								
	2.5 DI Kasten	63		10.92	06.94								
	2.5 DI Prits./Fahrg.	51		09.91	08.94								
2.5 DI Prits./Fahrg.	59		09.91	08.94									
2.5 TD Bus	63		10.92	07.94									
2.5 TD Bus	74		09.91	07.94									
2.5 TD Kasten	74		05.91	06.94									
2.5 TD Prits./Fahrg.	63		11.92	08.94									
2.5 TD Prits./Fahrg.	74		09.91	08.94									
2.9 i Bus	107		01.91	08.94									
	2.0 Bus	66		09.91	09.94	24.0228-0001.1	480068	+ Doppelbereifung 4)	280/282 x 75,5				
	2.0 i Bus	72		09.91	07.94								
	2.0 i Kasten	72		09.91	06.94								
	2.0 Kasten	66		09.91	06.94								
	2.0 Pritsche/Fahrg.	72		09.91	08.94								
	2.5 DI Bus	51		08.91	07.94								
	2.5 DI Bus	59		09.91	07.94								
	2.5 DI Kasten	51		05.91	06.94								
	2.5 DI Kasten	59		05.91	06.94								
	2.5 DI Kasten	63		10.92	06.94								
	2.5 DI Prits./Fahrg.	51		09.91	08.94								
2.5 DI Prits./Fahrg.	59		09.91	08.94									
2.5 TD Bus	63		10.92	07.94									
2.5 TD Bus	74		09.91	07.94									
2.5 TD Kasten	74		05.91	06.94									
2.5 TD Prits./Fahrg.	63		11.92	08.94									
2.5 TD Prits./Fahrg.	74		09.91	08.94									
2.9 i Bus	107		01.91	08.94									

1) + 14" wheel / + ruota 14" / + roue 14" / + rueda 14"
 2) + 15" wheel / + ruota 15" / + roue 15" / + rueda 15"
 3) + single tyre / + ruota singola / + roue simple / + cubierta simple
 4) + twin tyres / + ruote gemellate / + roue jumelée / + cubierta doble



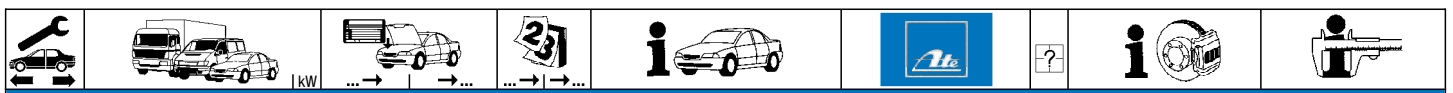


FORD TRANSIT (92-94)										
	2.5 DI Kasten	63		10.92	06.94	FT130/150S/150L/190/190A/190EF	24.0228-0001.1	480068	+ Doppelbereifung ¹⁾	280/282 x 75,5
	2.5 DI Prits./Fahrg.	51		09.91	08.94	FT130/150S/150L/190/190A/190EF				
	2.5 DI Prits./Fahrg.	59		09.91	08.94	FT130/150S/150L/190/190A/190EF				
	2.5 TD Bus	63		10.92	07.94	FT130/150S/150L/190/190A/190EF				
	2.5 TD Bus	74		09.91	07.94	FT130/150S/150L/190/190A/190EF				
	2.5 TD Kasten	74		05.91	06.94	FT130/150S/150L/190/190A/190EF				
	2.5 TD Prits./Fahrg.	63		11.92	08.94	FT130/150S/150L/190/190A/190EF				
	2.5 TD Prits./Fahrg.	74		09.91	08.94	FT130/150S/150L/190/190A/190EF				
	2.9 i Bus	107		01.91	08.94	FT130/150S/150L/190/190A/190EF				

FORD TRANSIT (95-00)										
	2.0 Bus	84		09.95	03.00		13.0460-3960.2	603960	+ 14" Rad ²⁾	21470 18,0 /WE BDX
	2.0 CNG Bus	84		06.94	03.00		13.0460-0427.2	610427	+ 14" Rad ²⁾	Einbausatz BDX
	2.0 Kasten	84		06.94	03.00					
	2.0 Pritsche/Fahrg.	84		08.94	03.00					
	2.5 DI Bus	51		08.94	03.00					
	2.5 DI Bus	56		07.94	03.00					
	2.5 DI Bus	85		08.97	03.00					
	2.5 DI Kasten	51		06.94	03.00					
	2.5 DI Kasten	56		06.94	03.00					
	2.5 DI Kasten	85		05.99	03.00					
	2.5 DI Prits./Fahrg.	51		08.94	03.00					
	2.5 DI Prits./Fahrg.	56		08.94	03.00					
	2.5 DI Prits./Fahrg.	85		05.99	03.00					
	2.5 TD Bus	55		08.94	03.00					
	2.5 TD Bus	63		01.95	03.00					
	2.5 TD Bus	74		07.94	03.00					
	2.5 TD Kasten	55		10.98	03.00					
	2.5 TD Kasten	63		06.94	03.00					
	2.5 TD Kasten	74		06.94	03.00					
	2.5 TD Prits./Fahrg.	55		10.98	03.00					
	2.5 TD Prits./Fahrg.	63		08.94	03.00					
	2.5 TD Prits./Fahrg.	74		08.94	03.00					
	2.0 Bus	84		09.95	03.00		13.0460-3959.2	603959	+ 15" Rad ³⁾	21469 18,0 /WE BDX
	2.0 CNG Bus	84		06.94	03.00		13.0460-0427.2	610427	+ 15" Rad ³⁾	Einbausatz BDX
	2.0 Kasten	84		06.94	03.00					
	2.0 Pritsche/Fahrg.	84		08.94	03.00					
	2.5 DI Bus	51		08.94	03.00					
	2.5 DI Bus	56		07.94	03.00					
	2.5 DI Bus	85		08.97	03.00					
	2.5 DI Kasten	51		06.94	03.00					
	2.5 DI Kasten	56		06.94	03.00					
	2.5 DI Kasten	85		05.99	03.00					
	2.5 DI Prits./Fahrg.	51		08.94	03.00					
	2.5 DI Prits./Fahrg.	56		08.94	03.00					
	2.5 DI Prits./Fahrg.	85		05.99	03.00					
	2.5 TD Bus	55		08.94	03.00					
	2.5 TD Bus	63		01.95	03.00					
	2.5 TD Bus	74		07.94	03.00					
	2.5 TD Kasten	55		10.98	03.00					
	2.5 TD Kasten	63		06.94	03.00					
	2.5 TD Kasten	74		06.94	03.00					
	2.5 TD Prits./Fahrg.	55		10.98	03.00					
	2.5 TD Prits./Fahrg.	63		08.94	03.00					
	2.5 TD Prits./Fahrg.	74		08.94	03.00					
	2.0 Bus	84		09.95	03.00		24.0124-0131.1	424131	+ 14" Rad ²⁾	254 24,2 22,2 V +B
	2.0 CNG Bus	84		06.94	03.00					
	2.0 Kasten	84		06.94	03.00					
	2.0 Pritsche/Fahrg.	84		08.94	03.00					
	2.5 DI Bus	51		08.94	03.00					
	2.5 DI Bus	56		07.94	03.00					
	2.5 DI Bus	85		08.97	03.00					
	2.5 DI Kasten	51		06.94	03.00					
	2.5 DI Kasten	56		06.94	03.00					
	2.5 DI Kasten	85		05.99	03.00					
	2.5 DI Prits./Fahrg.	51		08.94	03.00					
	2.5 DI Prits./Fahrg.	56		08.94	03.00					
	2.5 DI Prits./Fahrg.	85		05.99	03.00					
	2.5 TD Bus	55		08.94	03.00					
	2.5 TD Bus	63		01.95	03.00					
	2.5 TD Bus	74		07.94	03.00					
	2.5 TD Kasten	55		10.98	03.00					
	2.5 TD Kasten	63		06.94	03.00					
	2.5 TD Kasten	74		06.94	03.00					
	2.5 TD Prits./Fahrg.	55		10.98	03.00					
	2.5 TD Prits./Fahrg.	63		08.94	03.00					
	2.5 TD Prits./Fahrg.	74		08.94	03.00					
	2.0 Bus	84		09.95	03.00		24.0124-0132.1	424132	+ 15" Rad ³⁾	270 24,2 22,2 V +B
	2.0 CNG Bus	84		06.94	03.00					
	2.0 Kasten	84		06.94	03.00					
	2.0 Pritsche/Fahrg.	84		08.94	03.00					
	2.5 DI Bus	51		08.94	03.00					
	2.5 DI Bus	56		07.94	03.00					
	2.5 DI Bus	85		08.97	03.00					
	2.5 DI Kasten	51		06.94	03.00					
	2.5 DI Kasten	56		06.94	03.00					
	2.5 DI Kasten	85		05.99	03.00					

1) + twin tyres / + ruote gemellate / + roue jumelée / + cubierta doble
 2) + 14" wheel / + ruota 14" / + roue 14" / + rueda 14"
 3) + 15" wheel / + ruota 15" / + roue 15" / + rueda 15"





FORD TRANSIT (95-00)

	2.5 DI Kasten	85	05.99	03.00	FT130/150S/150L/190/190A/190EF	24.0228-0001.1	480068	+ Doppelbereifung ¹⁾	280/282 x 75,5
	2.5 DI Prits./Fahrg.	51	08.94	03.00	FT130/150S/150L/190/190A/190EF				
	2.5 DI Prits./Fahrg.	56	08.94	03.00	FT130/150S/150L/190/190A/190EF				
	2.5 DI Prits./Fahrg.	85	05.99	03.00	FT130/150S/150L/190/190A/190EF				
	2.5 TD Bus	55	08.94	03.00	FT130/150S/150L/190/190A/190EF				
	2.5 TD Bus	63	01.95	03.00	FT130/150S/150L/190/190A/190EF				
	2.5 TD Bus	74	07.94	03.00	FT130/150S/150L/190/190A/190EF				
	2.5 TD Kasten	55	10.98	03.00	FT130/150S/150L/190/190A/190EF				
	2.5 TD Kasten	63	06.94	03.00	FT130/150S/150L/190/190A/190EF				
	2.5 TD Kasten	74	06.94	03.00	FT130/150S/150L/190/190A/190EF				
	2.5 TD Prits./Fahrg.	55	10.98	03.00	FT130/150S/150L/190/190A/190EF				
	2.5 TD Prits./Fahrg.	63	08.94	03.00	FT130/150S/150L/190/190A/190EF				
	2.5 TD Prits./Fahrg.	74	08.94	03.00	FT130/150S/150L/190/190A/190EF				

FORD TRANSIT (00-06)

































	2.0 DI		08.00	04.06		13.0460-3992.2	603992		23434 18,7 +/-WK/S BOS
	2.0 TDCi		08.02	04.06					
	2.3 i 16V		04.01	04.06					
	2.4 DI		01.00	04.06					
	2.4 TDCi		03.04	04.06					
	2.4 TDE		11.01	04.06					
	2.3 16V RWD		08.00	04.06		13.0460-3993.2	603993		23577 18,7 +/-WK/S BOS
	2.4 DI RWD		01.00	04.06					
	2.4 TD Allrad	55	08.00	04.06					
	2.4 TDCi RWD	101	03.04	04.06					
	2.4 TDE RWD		11.01	04.06					
	2.0 DI		08.00	04.06		24.0124-0167.1	424167	+ Frontantrieb ²⁾	276 24,5 22,1 V +B
	2.0 TDCi		08.02	04.06		24.0124-0168.1	424168	+ Heckantrieb ³⁾	294 24,5 22,1 V +B
	2.3 i 16V		04.01	04.06					
	2.4 DI		01.00	04.06					
	2.4 TDCi		03.04	04.06					
	2.4 TDE		11.01	04.06					
	2.3 16V RWD		08.00	04.06		24.0124-0168.1	424168		294 24,5 22,1 V +B
	2.4 DI RWD		01.00	04.06					
	2.4 TD Allrad	55	08.00	04.06					
	2.4 TDCi RWD	101	03.04	04.06					
	2.4 TDE RWD		11.01	04.06					
	2.0 DI		08.00	04.06		03.0137-0427.2	650427		254 x 52 HEB
	2.0 TDCi		08.02	04.06		03.0137-9268.2	669268		Einbausatz
	2.3 i 16V		04.01	04.06					
	2.4 DI		01.00	04.06					
	2.4 TDCi		03.04	04.06					
	2.4 TDE		11.01	04.06					
	2.3 16V RWD		08.00	04.06		03.0137-0411.2	650411		280 x 65 HEB
	2.4 DI RWD		01.00	04.06		03.0137-9268.2	669268		Einbausatz
	2.4 TD Allrad	55	08.00	04.06					
	2.4 TDCi RWD	101	03.04	04.06					
	2.4 TDE RWD		11.01	04.06					
	2.0 DI		08.00	04.06		24.0225-4016.1	480171	Serie 260/280/300 ⁴⁾	254/256 x 57,5
	2.0 TDCi		08.02	04.06					
	2.3 i 16V		04.01	04.06					
	2.4 DI		01.00	04.06					
	2.4 TDCi		03.04	04.06					
	2.4 TDE		11.01	04.06					
	2.3 16V RWD		08.00	04.06		24.0228-0004.1	480173	+ Einfachbereifung ⁵⁾	280/282 x 80,5
	2.4 DI RWD		01.00	04.06		24.0228-0003.1	480172	+ Doppelbereifung ¹⁾	280/282 x 75,5
	2.4 TD Allrad	55	08.00	04.06					
	2.4 TDCi RWD	101	03.04	04.06					
	2.4 TDE RWD		11.01	04.06					
	2.0 DI		08.00	04.06		03.0520-1125.3	691125		25,40/254x52 TopKit
	2.0 TDCi		08.02	04.06					
	2.3 16V RWD		08.00	04.06		03.0520-1225.3	691225		25,40/280x65 TopKit
	2.3 i 16V		04.01	04.06					
	2.4 DI		01.00	04.06					
	2.4 DI RWD		01.00	04.06					
	2.4 TD Allrad	55	08.00	04.06					
	2.4 TDCi		03.04	04.06					
	2.4 TDCi RWD	101	03.04	04.06					
	2.4 TDE		11.01	04.06					
	2.4 TDE RWD		11.01	04.06					

FORD TRANSIT (06-)






















	2.2 TDCi FWD		05.06		Serie 260/280/300 ⁴⁾	13.0460-3833.2	603833		24485 19,0 /WK/Zub/S BOS
	2.2 TDCi 4x4		10.11			13.0460-3834.2	603834		24484 19,0 /WK/Zub/S BOS
	2.2 TDCi FWD		05.06		Serie 330/350 ⁶⁾				
	2.2 TDCi RWD		10.11						
	2.3 16V RWD		05.06						
	2.4 TDCi 4x4		05.06						
	2.4 TDCi RWD		05.06						
	3.2 TDCi RWD		09.07						
	2.2 TDCi FWD		05.06		Serie 260/280/300 ⁴⁾	24.0128-0156.1	428156		280 28,0 25,0 V +B
	2.2 TDCi 4x4		10.11			24.0128-0157.1	428157		300 28,0 25,0 V +B
	2.2 TDCi FWD		05.06		Serie 330/350 ⁶⁾				
	2.2 TDCi RWD		10.11						
	2.3 16V RWD		05.06		- erhöhte Zuladung ⁷⁾				

¹⁾ + twin tyres / + ruote gemellate / + roue jumelée / + cubierta doble
²⁾ + front wheel drive / + trazione anteriore / + traction avant / + tracción delantera
³⁾ + rear wheel drive / + trazione posteriore / + propulsion arrière / + tracción trasera
⁴⁾ 260/280/300 series / Serie 260/280/300 / Série 260/280/300 / Serie 260/280/300
⁵⁾ + single tyre / + ruota singola / + roue simple / + cubierta simple
⁶⁾ 330/350 series / Serie 330/350 / Série 330/350 / Serie 330/350
⁷⁾ - increased payload / - carico utile maggiorato / - charge utile augmentée / - incremento de carga

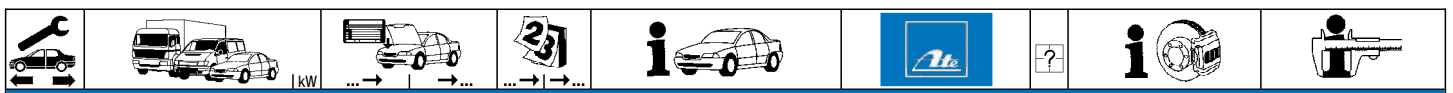


								
FORD TRANSIT (06-)								
	2.4 TDCi 4x4 2.4 TDCi RWD 3.2 TDCi RWD		05.06 05.06 09.07		24.0128-0157.1	428157		300 28,0 25,0 V +B
	2.2 TDCi 4x4 2.2 TDCi FWD 2.2 TDCi RWD 2.4 TDCi 4x4 2.4 TDCi RWD 3.2 TDCi RWD		10.11 05.06 10.11 05.06 05.06 09.07		13.0460-3835.2	603835		24486 17,4 /WK/Zub/S BOS
	2.2 TDCi FWD 2.2 TDCi 4x4 2.2 TDCi RWD 2.3 16V RWD 2.4 TDCi 4x4 2.4 TDCi RWD 3.2 TDCi RWD		05.06 10.11 10.11 05.06 05.06 05.06 09.07	+ Einfachbereifung 1)	13.0460-3835.2 13.0460-4862.2	603835 604862	+ Einfachbereifung 1) + Doppelbereifung 2)	24486 17,4 /WK/Zub/S BOS 29123 20,3 /WK/Zub/S BRE
	2.2 TDCi FWD 2.2 TDCi 4x4 2.2 TDCi RWD 2.3 16V RWD 2.4 TDCi 4x4 2.4 TDCi RWD 3.2 TDCi RWD		05.06 10.11 10.11 05.06 05.06 05.06 09.07	+ Einfachbereifung 1)	24.0116-0116.2	416116	+ ABS/ mit Sensorring 3)	280 16,0 13,0 +B
	2.2 TDCi FWD		11.07	+ Doppelbereifung 2)	24.0116-0134.1	416134		284 16,0 13,0 +B
	2.2 TDCi FWD		05.06		03.0137-0427.2 03.0137-9268.2	650427 669268		254 x 52 HEB Einbausatz
	2.2 TDCi FWD		05.06		24.0225-4016.1	480171		254/256 x 57,5
	2.2 TDCi FWD		05.06		03.0520-1125.3	691125		25,40/254x52 TopKit
FORD TRANSIT CONNECT / TOURNEO CONNECT (03-)								
	1.8 16V 1.8 Di 1.8 TDCi 1.8 TDCi	85 55 66 81	06.02 06.02 06.02 08.06		13.0460-7186.2	607186		23440 17,6 + ATE
	1.8 16V 1.8 Di 1.8 TDCi 1.8 TDCi	85 55 66 81	06.02 06.02 06.02 08.06		24.0124-0179.1	424179		278 24,0 22,0 V +B
	1.8 16V 1.8 Di 1.8 TDCi 1.8 TDCi	85 55 66 81	06.02 06.02 06.02 08.06		24.0711-5148.3	360111	2 	Radsensor L=602
	1.8 16V 1.8 Di 1.8 TDCi 1.8 TDCi	85 55 66 81	06.02 06.02 06.02 08.06		13.0460-7160.2 13.0460-7194.2 13.0470-7194.2	607160 607194 LD7194		23482 16,7 + ATE 23482 16,6 + ATE 23482 16,6 + ATE
	1.8 16V 1.8 Di 1.8 TDCi 1.8 TDCi	85 55 66 81	06.02 06.02 06.02 08.06		24.0111-0154.1	411154		278 11,0 9,0 +B
	1.8 16V 1.8 Di 1.8 TDCi 1.8 TDCi	85 55 66 81	06.02 06.02 06.02 09.12	09.12	24.0711-6139.3	360134	2 	Radsensor L=638
	1.8 16V 1.8 Di 1.8 TDCi 1.8 TDCi	85 55 66 81	10.12 10.12 10.12 10.12	09.12	24.0711-6220.3	360256	2 	Radsensor
	1.8 16V 1.8 Di 1.8 TDCi 1.8 TDCi	85 55 66 81	06.02 06.02 06.02 08.06		03.0137-0438.2 03.0137-9279.2	650438 669279		228 x 57 HEB Einbausatz
	1.8 16V 1.8 Di 1.8 TDCi 1.8 TDCi	85 55 66 81	06.02 06.02 06.02 08.06		24.0222-8033.1	480181		228/229,6 x 68
	1.8 16V 1.8 Di 1.8 TDCi 1.8 TDCi	85 55 66 81	06.02 06.02 06.02 08.06		03.0520-8020.3	698020		20,64/228x57 TopKit AP
HONDA ACCORD (90-93)								
	2.0 i 16V (CB3) 2.0 i 16V Coupe (CC1) 2.0 i Aero Deck (CC9) 2.2 i Aero Deck (CB8)		01.90 01.92 01.93 01.91	12.93 12.93	13.0460-5818.2	605818		21497 18,0 +/WK AKE
	2.0 i 16V (CB3) 2.0 i 16V Coupe (CC1) 2.2 i 16V (CB7) 2.0 i Aero Deck (CC9) 2.2 i Aero Deck (CB8)		01.90 01.92 01.90 01.93 01.91	12.93 + 14" Rad 4) 12.93 + 14" Rad 4) 12.93 + 15" Rad 5) 12.93 12.93	24.0123-0103.1 24.0123-0102.1 24.0125-0130.1	423103 423102 425130		260 23,0 21,0 V 282 23,0 21,0 V 282 25,0 23,0 V

1) + single tyre / + ruota singola / + roue simple / + cubierta simple
2) + twin tyres / + ruote gemellate / + roue jumelée / + cubierta doble
3) + ABS/ with sensor ring / + ABS/ con sensore / + ABS/ avec secours ABS / + ABS/ con anillo sensor ABS
4) + 14" wheel / + ruota 14" / + roue 14" / + rueda 14"
5) + 15" wheel / + ruota 15" / + roue 15" / + rueda 15"

        	
HONDA ACCORD (90-93)	
	2.0 i 16V (CB3) 01.90 12.93 + ABS 13.0460-5929.2 605929 2.0 i 16V Coupe (CC1) 01.92 12.93 2.0 i Aero Deck (CC9) 01.93 12.93 2.2 i 16V (CB7) 01.90 12.93 2.2 i Aero Deck (CB8) 01.91 12.93
	2.0 i 16V (CB3) 01.90 12.93 + ABS 24.0110-0233.1 410233 2.0 i 16V Coupe (CC1) 01.92 12.93 2.0 i Aero Deck (CC9) 01.93 12.93 2.2 i 16V (CB7) 01.90 12.93 2.2 i Aero Deck (CB8) 01.91 12.93
	2.2 i 16V 4WD (CB7) 01.90 12.93 24.0110-0267.1 410267 2.0 i 16V (CB3) 01.90 12.93 - ABS 03.0137-0287.2 650287 03.0137-9190.2 669190
	2.0 i 16V (CB3) 01.90 12.93 - ABS 24.0222-0001.1 480123
HONDA ACCORD (93-98)	
	1.8 i (CC7) 01.94 12.95 + Schaltgetriebe 1) 13.0460-5955.2 605955 1.8 i (CE7) 01.96 09.98 + Schaltgetriebe 1) 13.0460-0453.2 610453 2.0 i (CC7) 01.93 12.95 + Schaltgetriebe 1) 2.0 i (CE8) 01.96 09.98 + Schaltgetriebe 1) 2.0 TDi (CF1) 01.96 09.98
	1.8 i (CC7) 01.94 12.95 + Automatikgetriebe 2) 13.0460-5982.2 605982 1.8 i (CE7) 01.96 09.98 + Automatikgetriebe 2) 13.0460-0075.2 610075 2.0 i (CC7) 01.93 12.95 + Automatikgetriebe 2) 2.0 i (CE8) 01.96 09.98 + Automatikgetriebe 2) 2.0 i Aero Deck (CE2) 01.94 01.98 2.0 i Coupe (CD9) 01.94 01.98 2.0 i LS Coupe (CD9) 01.94 01.98 2.2 i Aero Deck (CE1) 01.94 01.98 2.2 i Coupe (CD7) 01.94 01.98 2.2 i ES Coupe (CD7) 01.94 01.98 2.2 i VTEC (CE9) 01.96 09.98 2.3 i (CC7) 01.93 12.95
	1.8 i (CC7) 01.94 12.95 + Schaltgetriebe 1) 24.0123-0103.1 423103 1.8 i (CE7) 01.96 09.98 + Schaltgetriebe 1) 2.0 i (CC7) 01.93 12.95 + Schaltgetriebe 1) 2.0 i (CE8) 01.96 09.98 + Schaltgetriebe 1) 2.0 TDi (CF1) 01.96 09.98
	1.8 i (CC7) 01.94 12.95 + Automatikgetriebe 2) 24.0123-0102.1 423102 1.8 i (CE7) 01.96 09.98 + Automatikgetriebe 2) 2.0 i (CC7) 01.93 12.95 + Automatikgetriebe 2) 2.0 i (CE8) 01.96 09.98 + Automatikgetriebe 2) 2.2 i VTEC (CE9) 01.96 09.98 2.3 i (CC7) 01.93 12.95
	2.0 i Aero Deck (CE2) 01.94 01.98 24.0125-0130.1 425130 2.0 i Coupe (CD9) 01.94 01.98 2.0 i LS Coupe (CD9) 01.94 01.98 2.2 i Aero Deck (CE1) 01.94 01.98 2.2 i Coupe (CD7) 01.94 01.98 2.2 i ES Coupe (CD7) 01.94 01.98
	1.8 i (CC7) 01.94 12.95 13.0460-5929.2 605929 1.8 i (CE7) 01.96 09.98 13.0460-0287.2 610287 2.0 i (CC7) 01.93 12.95 2.0 i (CE8) 01.96 09.98 2.0 i Aero Deck (CE2) 01.94 01.98 2.0 i Coupe (CD9) 01.94 01.98 2.0 i LS Coupe (CD9) 01.94 01.98 2.0 TDi (CF1) 01.96 09.98 2.2 i Aero Deck (CE1) 01.94 01.98 2.2 i Coupe (CD7) 01.94 01.98 2.2 i ES Coupe (CD7) 01.94 01.98 2.2 i VTEC (CE9) 01.96 09.98 2.3 i (CC7) 01.93 12.95
	1.8 i (CC7) 01.94 12.95 24.0110-0233.1 410233 1.8 i (CE7) 01.96 09.98 2.0 i (CC7) 01.93 12.95 2.0 i (CE8) 01.96 09.98 2.0 i Aero Deck (CE2) 01.94 01.98 2.0 i Coupe (CD9) 01.94 01.98 2.0 i LS Coupe (CD9) 01.94 01.98 2.0 TDi (CF1) 01.96 09.98 2.2 i Aero Deck (CE1) 01.94 01.98 2.2 i Coupe (CD7) 01.94 01.98 2.2 i ES Coupe (CD7) 01.94 01.98 2.2 i VTEC (CE9) 01.96 09.98 2.3 i (CC7) 01.93 12.95
HONDA ACCORD (98-02)	
	1.6 i 16V (CG7) 85 10.98 12.02 13.0460-5861.2 605861 1.6 i 16V (CH5) 85 10.98 12.02 1.8 VTEC (CG8) 100 10.98 12.02 13.0460-5825.2 605825 1.8 VTEC (CH6) 100 10.98 12.02

1) + manual transmission / + scatola cambio velocità / + transmission mécanique / + cambio de velocidad
 2) + autom.transmission / + scatola cambio automatico / + transmission automatique / + cambio automático



HONDA ACCORD (98-02)

	2.0 TDiC (CH2)	77		02.99	10.00	13.0460-5825.2	605825		23094	16,5 +WK/Zub/S LUC
	2.0 TDiC (CH8)	77		02.99	10.00					
	2.0 VTEC (CG9)	108		10.98	01.01					
	2.0 VTEC (CH7)	108		10.98	01.01					
	2.3 VTEC (CL3)	113		01.01	12.02					
	2.3 VTEC (CL4)	113		01.01	12.02					
	1.6 i 16V (CG7)	85		10.98	12.02	24.0123-0105.1	423105	+ 14" Rad ¹⁾		260 23,0 21,0 V
	1.6 i 16V (CH5)	85		10.98	12.02					
	1.8 VTEC (CG8)	100		10.98	12.02	24.0125-0146.1	425146	+ 15" Rad ³⁾		282 25,0 23,0 V +B
	1.8 VTEC (CH6)	100		10.98	12.02					
	2.0 TDiC (CH2)	77		02.99	10.00					
	2.0 TDiC (CH8)	77		02.99	10.00					
	2.0 VTEC (CG9)	108		10.98	01.01					
	2.0 VTEC (CH7)	108		10.98	01.01					
	2.3 VTEC (CL3)	113		01.01	12.02	24.0125-0183.1	425183	+ 15" Rad ³⁾		282 25,0 23,0 V
	2.3 VTEC (CL4)	113		01.01	12.02					
	1.8 VTEC (CG8)	100		10.98	12.02	13.0460-5827.2	605827			23527 14,5 +WK/S LUC
	1.8 VTEC (CH6)	100		10.98	12.02					
	2.0 TDiC (CH2)	77		02.99	10.00					
	2.0 TDiC (CH8)	77		02.99	10.00					
	2.0 VTEC (CG9)	108		10.98	01.01					
	2.0 VTEC (CH7)	108		10.98	01.01					
	2.2 Type R (CH1)	156		02.99	12.02					
	2.3 VTEC (CL3)	113		01.01	12.02					
	2.3 VTEC (CL4)	113		01.01	12.02					
	1.8 VTEC (CG8)	100		10.98	12.02	24.0110-0295.1	410295	für 4-Loch-Felge ²⁾		260 10,0 8,0 +B
	1.8 VTEC (CH6)	100		10.98	12.02					
	2.0 TDiC (CH2)	77		02.99	10.00					
	2.0 TDiC (CH8)	77		02.99	10.00					
	2.0 VTEC (CG9)	108		10.98	01.01					
	2.0 VTEC (CH7)	108		10.98	01.01					

HONDA ACCORD Coupe (98-03)

	2.0 i 16V (CG4)	107		11.99	10.02	13.0460-5982.2	605982			21651 17,5 +WK
	2.0 i 16V (CG4)	108		02.98	06.03					
	3.0 i V6 (CG2)	147		02.98	06.03					
	3.0 VTEC (CG2)	152		10.01	06.03					
	2.0 i 16V (CG4)	107		11.99	10.02	13.0460-5929.2	605929			21719 15,0 +WK AKE
	2.0 i 16V (CG4)	108		02.98	06.03					
	3.0 i V6 (CG2)	147		02.98	06.03					
	3.0 VTEC (CG2)	152		10.01	06.03					
	2.0 i 16V (CG4)	107		11.99	10.02	24.0109-0145.1	409145			260 9,0 8,0
	2.0 i 16V (CG4)	108		02.98	06.03					
	3.0 i V6 (CG2)	147		02.98	06.03	24.0109-0709.1	409709			260 9,0 8,0
	3.0 VTEC (CG2)	152		10.01	06.03					

HONDA ACCORD Limousine (03-08)

	2.0 16V (CL7)	114		02.03	05.08	13.0460-5714.2	605714			23720 17,5 +WK ATE
	2.0 16V (CL8) Allrad	114		02.03	05.08					
	2.2 i-CTDi (CN1)	103		01.04	05.08					
	2.4 16V (CL9)	140		02.03	05.08					
	2.4 16V (CM5)	113		09.06	05.08					
	2.4 VTEC (CM5)	122		04.06	07.08					
	2.4 VTEC E (CM5)	118		02.03	09.05					
	2.0 16V (CL7)	114		02.03	05.08	24.0125-0187.1	425187	+ 15" Rad ³⁾		280 25,0 23,0 V +B
	2.0 16V (CL8) Allrad	114		02.03	05.08					
	2.2 i-CTDi (CN1)	103		01.04	05.08					
	2.4 16V (CL9)	140		02.03	05.08					
	2.4 16V (CM5)	113		09.06	05.08					
	2.4 VTEC (CM5)	122		04.06	07.08					
	2.4 VTEC E (CM5)	118		02.03	09.05					
	2.0 16V (CL7)	114		02.03	05.08	13.0460-5827.2	605827			23527 14,5 +WK/S LUC
	2.0 16V (CL8) Allrad	114		02.03	05.08					
	2.2 i-CTDi (CN1)	103		01.04	05.08					
	2.4 16V (CL9)	140		02.03	05.08					
	2.4 16V (CM5)	113		09.06	05.08					
	2.4 VTEC (CM5)	122		04.06	07.08					
	2.4 VTEC E (CM5)	118		02.03	09.05					
	2.4 16V (CL9)	140		02.03	05.08	13.0460-5711.2	605711			23652 15,0 +WK
	2.0 16V (CL7)	114		02.03	05.08	24.0110-0321.1	410321			260 10,0 8,0 +B
	2.0 16V (CL8) Allrad	114		02.03	05.08					
	2.2 i-CTDi (CN1)	103		01.04	05.08					
	2.4 16V (CL9)	140		02.03	05.08					
	2.4 16V (CM5)	113		09.06	05.08					
	2.4 VTEC (CM5)	122		04.06	07.08					
	2.4 VTEC E (CM5)	118		02.03	09.05					






























¹⁾ + 14" wheel / + ruota 14" / + roue 14" / + rueda 14"

²⁾ for 4 bore wheel rim / per cerchione a 4 fori / pour jante à 4 trous / para Llantas de 4 taladros

³⁾ + 15" wheel / + ruota 15" / + roue 15" / + rueda 15"

⁴⁾ for 5 bore wheel rim / per cerchione a 5 fori / pour jante à 5 trous / para Llantas de 5 taladros

⁵⁾ + 16" wheel / + ruota 16" / + roue 16" / + rueda 16"

								
HONDA ACCORD Kombi (03-08)								
	2.0 i 16V (CM1) 2.2 CTDi (CM2) 2.4 i 16V (CM2) 2.4 VTEC E 2.4 VTEC T	114 103 140 118 147	04.03 01.04 04.03 09.03 09.03	05.08 05.08 05.08 09.05 05.08	13.0460-5714.2	605714		23720 17,5 +/WK ATE
	2.0 i 16V (CM1) 2.2 CTDi (CM2) 2.4 i 16V (CM2) 2.4 VTEC E 2.4 VTEC T	114 103 140 118 147	04.03 01.04 04.03 09.03 09.03	05.08 05.08 05.08 09.05 05.08	24.0125-0187.1	425187	+ 15" Rad ¹⁾	280 25,0 23,0 V +B
	2.0 i 16V (CM1) 2.2 CTDi (CM2) 2.4 i 16V (CM2) 2.4 VTEC E 2.4 VTEC T	114 103 140 118 147	04.03 01.04 04.03 09.03 09.03	05.08 05.08 05.08 09.05 05.08	24.0125-0174.1	425174	+ 16" Rad ²⁾	300 25,0 23,0 V +B
	2.0 i 16V (CM1) 2.2 CTDi (CM2) 2.4 VTEC E 2.4 VTEC T	114 103 118 147	04.03 01.04 09.03 09.03	05.08 05.08 09.05 05.08	13.0460-5827.2	605827		23527 14,5 +/WK/S LUC
	2.4 i 16V (CM2)	140	04.03	05.08	13.0460-5711.2	605711		23652 15,0 +/WK
	2.0 i 16V (CM1) 2.2 CTDi (CM2) 2.4 i 16V (CM2) 2.4 VTEC E 2.4 VTEC T	114 103 140 118 147	04.03 01.04 04.03 09.03 09.03	05.08 05.08 05.08 09.05 05.08	24.0109-0161.1	409161		282 9,0 7,5 +B
HONDA ACCORD IX Limousine (08-)								
	2.0 VTEC (CU1) 2.0 VTEC (CU1) 2.4 VTEC (CU2) 2.4 VTEC (CU2)	110 115 133 148	07.08 07.08 07.08 07.08	+ Bremsscheibendurchm. 320mm ³⁾ + Bremsscheibendurchm. 320mm ³⁾ + Bremsscheibendurchm. 320mm ³⁾ + Bremsscheibendurchm. 320mm ³⁾	24.0132-0172.1	432172		320 32,0 30,0 V L +S +B
	2.0 VTEC (CU1) 2.0 VTEC (CU1) 2.2 i-DTEC (CU3) 2.2 i-DTEC (CU3) 2.4 VTEC (CU2) 2.4 VTEC (CU2)	110 115 110 132 133 148	07.08 07.08 07.08 07.08 07.08 07.08	+ Schaltgetriebe ⁴⁾ + Schaltgetriebe ⁴⁾ + Schaltgetriebe ⁴⁾ + Schaltgetriebe ⁴⁾	24.0109-0169.1	409169		282 9,0 8,0 +S +B
HONDA ACCORD IX Kombi (08-)								
	2.0 VTEC (CW1) 2.2 i-DTEC (CW3)	115 132	07.08 07.08	+ Bremsscheibendurchm. 320mm ³⁾ + Bremsscheibendurchm. 320mm ³⁾	24.0132-0172.1	432172		320 32,0 30,0 V L +S +B
	2.0 VTEC (CW1) 2.0 VTEC (CW1) 2.2 i-DTEC (CW3) 2.2 i-DTEC (CW3) 2.4 VTEC (CW2)	110 115 110 132 148	07.08 07.08 07.08 07.08 07.08	+ Schaltgetriebe ⁴⁾ + Schaltgetriebe ⁴⁾ 	24.0109-0169.1	409169		282 9,0 8,0 +S +B
HONDA CITY (08-)								
	1.4 i VTEC	73	09.08		13.0460-5943.2	605943		21697 15,0 +/WK SUM
	1.4 i VTEC	73	09.08		24.0121-0115.1	421115		258 21,0 19,0 V +S +B
	1.4 i VTEC	73	09.08		13.0460-5731.2	605731		21738 13,5 +/WK
HONDA CIVIC (3-türig) (91-95)								
	1.3 16V (EG3) 1.3 16V (EG3) 1.5 16V (EG4) 1.6 16V VTEC (EG5)	92	09.91 09.91 09.91 09.91	10.95 10.95 10.95 - ABS	13.0460-5919.2	605919		20959 15,0 +/WK AKE
	1.6 16V VTEC (EG5) 1.6 16V VTEC (EG6)	92 118	09.91 09.91	10.95 + ABS 10.95	13.0460-5820.2	605820		21694 16,3 +/WK SUM
	1.3 16V (EG3) 1.3 16V (EG3) 1.5 16V (EG4) 1.6 16V VTEC (EG5)	92	09.91 09.91 09.91 09.91	10.95 10.95 10.95 - ABS	24.0117-0101.1	417101		231 17,0 15,0 V AKE
	1.6 16V VTEC (EG5) 1.6 16V VTEC (EG6)	92 118	09.91 09.91	10.95 + ABS 10.95	24.0121-0104.1	421104		240 21,0 19,0 V +S +B SUM
	1.6 16V VTEC (EG5) 1.6 16V VTEC (EG6)	92 118	09.91 09.91	10.95 10.95	13.0460-5998.2 13.0460-0430.2	605998 610430		21312 12,8 +/WK AKE Einbausatz AKE
	1.6 16V VTEC (EG5) 1.6 16V VTEC (EG6)	92 118	09.91 09.91	10.95 10.95	24.0109-0111.1	409111		239 9,0 8,0 +S +B
	1.3 16V (EG3) 1.5 16V (EG4)		09.91 09.91	10.95 10.95	03.0137-0284.2 03.0137-9096.2	650284 669096		180 x 31 Einbausatz

¹⁾ + 15" wheel / + ruota 15" / + roue 15" / + rueda 15"

²⁾ + 16" wheel / + ruota 16" / + roue 16" / + rueda 16"

³⁾ + brake disc diameter 320mm / + diametro dischi freno 320mm / + diamètre disques frein 320mm / + diámetro disco freno 320mm























⁴⁾ + manual transmission / + scatola cambio velocità / + transmission mécanique / + cambio de velocidad

HONDA CIVIC (3-türig) (91-95)																		
	1.3 16V (EG3) 1.5 16V (EG4)			09.91 09.91	10.95 10.95			24.0218-0018.1	480063								180/181 x 38	
HONDA CIVIC (4-türig) (91-95)																		
	1.5 16V (EG8) 1.6 16V VTEC (EH9)	92		09.91 09.91	10.95 10.95	- ABS		13.0460-5943.2	605943								21697 15,0 +/WK	SUM
	1.6 16V 4WD VTEC(EH1) 1.6 16V VTEC (EG9) 1.6 16V VTEC (EH9)	92 118 92		09.91 09.91 09.91	10.95 10.95 10.95	+ ABS		13.0460-5820.2	605820								21694 16,3 +/WK	SUM
	1.5 16V (EG8) 1.6 16V VTEC (EH9)	92		09.91 09.91	10.95 10.95	- ABS		24.0121-0104.1	421104								240 21,0 19,0 V +S +B	SUM
	1.6 16V 4WD VTEC(EH1) 1.6 16V VTEC (EG9) 1.6 16V VTEC (EH9)	92 118 92		09.91 09.91 09.91	10.95 10.95 10.95	+ ABS		24.0121-0105.1	421105								262 21,0 19,0 V +S +B	
	1.6 16V VTEC (EG9) 1.6 16V VTEC (EH9)	118 92		09.91 09.91	10.95 10.95			13.0460-5998.2 13.0460-0430.2	605998 610430								21312 12,8 +/WK	AKE
	1.6 16V VTEC (EG9) 1.6 16V VTEC (EH9)	118 92		09.91 09.91	10.95 10.95			24.0109-0111.1	409111								239 9,0 8,0 +S +B	
	1.5 16V (EG8) 1.6 16V 4WD VTEC(EH1)	92		09.91 09.91	10.95 10.95			03.0137-0294.2 03.0137-9097.2	650294 669097								200 x 36	Einbausatz
	1.5 16V (EG8) 1.6 16V 4WD VTEC(EH1)	92		09.91 09.91	10.95 10.95			24.0220-0030.1	480119								200/201 x 42,5	
HONDA CIVIC (3/4-türig) (95-01)																		
	1.4 i (EJ9) 1.4 i (EJ9)	55 66		11.95 11.95	12.97 12.97			13.0460-5943.2 13.0460-0073.2	605943 610073								21697 15,0 +/WK	SUM
	1.4 i (EJ9) 1.4 i (EJ9) 1.5 VTEC (EK3) 1.6 VTEC (EK1) 1.6 VTEC (EK4)	55 66 84 83 118		11.95 11.95 11.95 11.95 11.95	01.01 01.01 01.01 01.01 01.01			13.0460-5820.2 13.0460-0073.2	605820 610073								21694 16,3 +/WK	SUM
	1.4 i (EJ9) 1.4 i (EJ9) 1.5 VTEC (EK3)	55 66 84		11.95 11.95 11.95	10.98 10.98 01.01	- ABS		24.0121-0104.1	421104								240 21,0 19,0 V +S +B	SUM
	1.4 i (EJ9) 1.4 i (EJ9) 1.5 VTEC (EK3) 1.6 VTEC (EK1) 1.6 VTEC (EK4)	55 66 84 83 118		11.95 11.95 11.95 11.95 11.95	10.98 10.98 01.01 01.01 01.01	+ ABS		24.0121-0105.1	421105								262 21,0 19,0 V +S +B	
	1.4 i (EJ9) 1.4 i (EJ9)	55 66		11.95 11.95	01.01 01.01	+ ABS		24.0123-0103.1	423103								260 23,0 21,0 V	
	1.6 VTEC (EK4)	118		11.95	01.01			13.0460-5731.2 13.0460-0329.2	605731 610329								21738 13,5 +/WK	Einbausatz
	1.6 VTEC (EK4)	118		11.95	01.01			24.0109-0111.1	409111								239 9,0 8,0 +S +B	
	1.4 i (EJ9)	55		11.95	01.01	- ABS		03.0137-0284.2 03.0137-9096.2	650284 669096								180 x 31	Einbausatz
	1.4 i (EJ9) 1.4 i (EJ9) 1.5 VTEC (EK3) 1.6 VTEC (EK1)	55 66 84 83		11.95 11.95 11.95 11.95	01.01 01.01 01.01 01.01	+ ABS		03.0137-0294.2 03.0137-9097.2	650294 669097								200 x 36	Einbausatz
	1.4 i (EJ9) 1.4 i (EJ9) 1.5 VTEC (EK3) 1.6 VTEC (EK1)	55 66 84 83		11.95 11.95 11.95 11.95	01.01 01.01 01.01 01.01	- ABS		24.0218-0018.1	480063								180/181 x 38	
	1.4 i (EJ9) 1.4 i (EJ9) 1.5 VTEC (EK3) 1.6 VTEC (EK1)	55 66 84 83		11.95 11.95 11.95 11.95	01.01 01.01 01.01 01.01	+ ABS		24.0220-0030.1	480119								200/201 x 42,5	
HONDA CIVIC (3-türig) (01-05)																		
	1.4 i 16V 1.6 i 16V	66 81		02.01 02.01	12.05 12.05			13.0460-2803.2 13.0460-5755.2	602803 605755								21515 17,5 +/WK/S	LUC
	1.7 CTDi	74		01.02	12.05			13.0460-5861.2 13.0460-5755.2	605861 605755								23097 16,6 +/WK/Zub/S	SUM
	2.0 Type R	147		09.01	12.05			13.0460-5755.2	605755								23178 16,6 +/WK	SUM
	1.4 i 16V 1.6 i 16V	66 81		02.01 02.01	12.05 12.05			24.0121-0105.1 24.0125-0173.1	421105 425173								262 21,0 19,0 V +S +B 300 25,0 23,0 V +S	+ Sportfahrwerk ¹⁾
	1.7 CTDi	74		01.02	12.05			24.0123-0111.1 24.0125-0173.1	423111 425173								260 23,0 21,0 V +S +B 300 25,0 23,0 V +S	+ Sportfahrwerk ¹⁾
	2.0 Type R	147		09.01	12.05			24.0125-0173.1	425173								300 25,0 23,0 V +S	
	1.4 i 16V 1.6 i 16V 1.7 CTDi 2.0 Type R	66 81 74 147		02.01 02.01 01.02 09.01	12.05 12.05 12.05 12.05			13.0460-5929.2	605929								21719 15,0 +/WK	AKE



























¹⁾ + sports suspension / + sospensione sportiva / + châssis de sport / + suspensión deportiva


































Werkzeuge		KW		231		i		Atc		?		i		i	
HONDA CIVIC (3-türig) (01-05)															
	1.4 i 16V	66	02.01	12.05	24.0109-0143.1	409143	+ Sportfahrwerk ¹⁾	260 9,0 8,0 +S	AKE	LUC	AKE				
	1.6 i 16V	81	02.01	12.05	24.0110-0279.1	410279		260 10,0 8,0 +S +B							
	1.7 CTDi	74	01.02	12.05											
	2.0 Type R	147	09.01	12.05	24.0110-0279.1	410279		260 10,0 8,0 +S +B							
HONDA CIVIC (4-türig) (01-05)															
	1.4 i 16V	66	02.01	12.05	13.0460-5820.2	605820		21694 16,3 +WK	SUM						
	1.6 i 16V	81	02.01	12.05				262 21,0 19,0 V +S +B							
	1.4 i 16V	66	02.01	12.05	24.0121-0105.1	421105	+ Sportfahrwerk ¹⁾	262 21,0 19,0 V +S +B							
	1.6 i 16V	81	02.01	12.05	24.0121-0702.1	421702		262 21,0 19,0 V +S +B							
	1.4 i 16V	66	02.01	12.05	03.0137-0294.2	650294		200 x 36							
	1.6 i 16V	81	02.01	12.05											
HONDA CIVIC (5-türig) (94-96)															
	1.4 i (MA8)		09.94	12.96	13.0460-5920.2	605920		21322 15,0 +WK	AKE	LUC	AKE				
	1.5 VTEC E (MA9)		09.94	12.96	13.0460-2803.2	602803		21515 17,5 +WK/S							
	1.6 i (MB1)		09.94	12.96	13.0460-0308.2	610308		Einbausatz							
	1.6 VTEC (MB1)		09.94	12.96											
	1.4 i (MA8)		09.94	12.96	24.0121-0105.1	421105		262 21,0 19,0 V +S +B							
	1.5 VTEC E (MA9)		09.94	12.96											
	1.6 i (MB1)		09.94	12.96											
	1.6 VTEC (MB1)		09.94	12.96											
	1.4 i (MA8)		09.94	12.96 + ABS	13.0460-5998.2	605998		21312 12,8 +WK	AKE	AKE					
	1.5 VTEC E (MA9)		09.94	12.96 + ABS	13.0460-0430.2	610430		Einbausatz							
	1.6 i (MB1)		09.94	12.96											
	1.6 VTEC (MB1)		09.94	12.96											
	1.4 i (MA8)		09.94	12.96 + ABS	24.0110-0212.1	410212		239 10,0 8,0 +S +B							
	1.5 VTEC E (MA9)		09.94	12.96 + ABS											
	1.6 i (MB1)		09.94	12.96											
	1.6 VTEC (MB1)		09.94	12.96											
	1.4 i (MA8)		09.94	12.95 - ABS	03.0137-0339.2	650339		203 x 38							
	1.5 VTEC E (MA9)		09.94	12.95 - ABS	03.0137-9221.2	669221		Einbausatz							
	1.4 i (MA8)		01.96	12.96 - ABS	03.0137-0339.2	650339		203 x 38							
	1.5 VTEC E (MA9)		01.96	12.96 - ABS											
	1.4 i (MA8)		09.94	12.96 - ABS	24.0220-3016.1	480107		203/204 x 45,5							
	1.5 VTEC E (MA9)		09.94	12.96 - ABS											
	1.4 i (MA8)		09.94	12.95 - ABS	03.0420-3719.3	683719		19,05/203x38 Kit	LUC						
	1.5 VTEC E (MA9)		09.94	12.95 - ABS											
	1.4 i (MA8)		01.96	12.96 - ABS	03.0420-4519.3	684519		19,05/203x38 Kit							
	1.5 VTEC E (MA9)		01.96	12.96 - ABS											
	1.4 i (MA8)		01.96	12.96 - ABS											
	1.5 VTEC E (MA9)		01.96	12.96 - ABS											
HONDA CIVIC (5-türig) (97-01)															
	1.4 i 16V (MB2)		01.97	02.01	13.0460-5920.2	605920		21322 15,0 +WK	AKE	LUC	AKE				
	1.5 i 16V (MB3)		01.97	02.01	13.0460-2803.2	602803		21515 17,5 +WK/S							
	1.6 i 16V (MB4)		01.97	02.01	13.0460-0308.2	610308		Einbausatz							
	1.6 VTi		01.97	02.01											
	2.0 i TD (MB7)		01.97	02.01											
	2.0 i TD (MB7)		01.97	02.01											
	1.4 i 16V (MB2)		01.97	02.01	24.0121-0105.1	421105		262 21,0 19,0 V +S +B							
	1.5 i 16V (MB3)		01.97	02.01											
	1.6 i 16V (MB4)		01.97	02.01											
	1.6 VTi		01.97	02.01											
	2.0 i TD (MB7)		01.97	02.01											
	1.8 i 16V (MB6)		01.97	02.01	24.0123-0106.1	423106		282 23,0 21,0 V							
	1.4 i 16V (MB2)		01.97	12.98 + ABS	13.0460-5998.2	605998		21312 12,8 +WK	AKE	AKE					
	1.5 i 16V (MB3)		01.97	12.98 + ABS	13.0460-0430.2	610430		Einbausatz							
	1.6 i 16V (MB4)		01.97	12.98											
	1.6 VTi		01.97	12.98											
	2.0 i TD (MB7)		01.97	12.98											
	2.0 i TD (MB7)		01.97	12.98											
	1.4 i 16V (MB2)		01.99	02.01 + ABS	13.0460-5929.2	605929		21719 15,0 +WK	AKE						
	1.5 i 16V (MB3)		01.99	02.01 + ABS											
	1.6 i 16V (MB4)		01.99	02.01											
	1.6 VTi		01.99	02.01											
	1.8 i 16V (MB6)		01.97	02.01											
	2.0 i TD (MB7)		01.99	02.01											
	1.4 i 16V (MB2)		01.97	12.98 + ABS	24.0110-0212.1	410212		239 10,0 8,0 +S +B							
	1.5 i 16V (MB3)		01.97	02.01 + ABS											
	1.6 i 16V (MB4)		01.97	02.01											
	1.6 VTi		01.97	02.01											
	2.0 i TD (MB7)		01.97	02.01											
	1.4 i 16V (MB2)		01.99	02.01 + ABS	24.0109-0143.1	409143		260 9,0 8,0 +S							
1.8 i 16V (MB6)		01.97	02.01	24.0110-0233.1	410233	260 10,0 8,0 +S +B									
HONDA CIVIC (5-türig) (01-05)															
	1.4 i 16V (EU7)	66	02.01	12.05	13.0460-2803.2	602803	+ Sportfahrwerk ¹⁾	21515 17,5 +WK/S	LUC	SUM					
	1.6 VTEC (EU8)	81	02.01	12.05	13.0460-5820.2	605820		21694 16,3 +WK							
					13.0460-5878.2	605878		23729 16,2 +WK/Zub							
	1.7 CTDi (EU9)	74	01.02	12.05	13.0460-5861.2	605861		23097 16,6 +WK/Zub/S							
					13.0460-5878.2	605878	+ Sportfahrwerk ¹⁾	23729 16,2 +WK/Zub							
	2.0 i Sport (EV1)	118	01.04	12.05	13.0460-5878.2	605878		23729 16,2 +WK/Zub							

¹⁾ + sports suspension / + sospensione sportiva / + châssis de sport / + suspensión deportiva

	 kW											
HONDA CIVIC (5-türig) (01-05)												
	1.4 i 16V (EU7)	66	02.01	12.05	24.0121-0105.1	421105	+ Sportfahrwerk 1)	262 21,0 19,0 V +S +B				
	1.6 VTEC (EU8)	81	02.01	12.05	24.0123-0109.1	423109		282 23,0 21,0 V +S +B				
	1.7 CTDi (EU9)	74	01.02	12.05	24.0123-0111.1	423111	+ Sportfahrwerk 1)	260 23,0 21,0 V +S +B				
	2.0 i Sport (EV1)	118	01.04	12.05	24.0123-0109.1	423109		282 23,0 21,0 V +S +B				
	1.4 i 16V (EU7)	66	02.01	12.05	13.0460-5929.2	605929		21719 15,0 +WK AKE				
	1.6 VTEC (EU8)	81	02.01	12.05								
	1.7 CTDi (EU9)	74	01.02	12.05								
	2.0 i Sport (EV1)	118	01.04	12.05								
	1.4 i 16V (EU7)	66	02.01	12.05	24.0109-0143.1	409143	+ Sportfahrwerk 1)	260 9,0 8,0 +S				
	1.6 VTEC (EU8)	81	02.01	12.05	24.0110-0279.1	410279		260 10,0 8,0 +S +B				
	1.7 CTDi (EU9)	74	01.02	12.05	24.0110-0279.1	410279		260 10,0 8,0 +S +B				
	2.0 i Sport (EV1)	118	01.04	12.05								
	1.6 VTEC (EU8)	81	02.01	12.05	24.0109-0143.1	409143	+ Sportfahrwerk 1)	260 9,0 8,0 +S				
					24.0110-0279.1	410279		260 10,0 8,0 +S +B				
	1.4 i 16V (EU7)	66	02.01	12.05	03.0137-0287.2	650287		220 x 36				
					03.0137-9190.2	669190		Einbausatz				
HONDA CIVIC IX (5-türig) (12-)												
	1.4 i-VTEC	73	01.12		13.0460-7284.2	607284		XXXXX 17,3 +WK ATE				
	1.6 i-DTEC	88	02.13									
	1.6 i-VTEC	92	01.12									
	1.8 i-VTEC	104	01.12									
	2.2 i-DTEC	110	01.12									
HONDA CIVIC Hatchback (FK/FN) (05-)												
	1.6 i 16V (FK4)	84	09.05		13.0460-5878.2	605878		23729 16,2 +WK/Zub				
	1.4 i-VTEC (FK1)	61	01.06						13.0460-5756.2	605756	24087 17,4 +WK/Zub/S	
	1.4 i-VTEC (FK1/FN4)	73	10.08									
	1.8 i-VTEC (FK2/FN1)	103	01.06									
	2.2 CTDi (FK3/FN3)	103	01.06									
	2.0 i-VTEC (FN2)	110	12.06									13.0460-5755.2
2.0 Type R (FN2)	148	09.06										
	1.4 i-VTEC (FK1)	61	01.06		24.0123-0110.1	423110		282 23,0 21,0 V +S +B				
	1.4 i-VTEC (FK1/FN4)	73	10.08									
	1.6 i 16V (FK4)	84	09.05									
	1.8 i-VTEC (FK2/FN1)	103	01.06									
	2.2 CTDi (FK3/FN3)	103	01.06									
	1.6 i 16V (FK4)	84	09.05		13.0460-5929.2	605929		21719 15,0 +WK AKE				
	1.4 i-VTEC (FK1)	61	01.06						13.0460-5757.2	605757	24086 15,8 +WK/Zub/S	
	1.4 i-VTEC (FK1/FN4)	73	10.08									
	1.8 i-VTEC (FK2/FN1)	103	01.06									
	2.0 i-VTEC (FN2)	110	12.06									
	2.0 Type R (FN2)	148	09.06									
	2.2 CTDi (FK3/FN3)	103	01.06									
	1.4 i-VTEC (FK1)	61	01.06		24.0109-0158.1	409158		260 9,0 8,0 +S +B				
	1.4 i-VTEC (FK1/FN4)	73	10.08									
	1.6 i 16V (FK4)	84	09.05									
	1.8 i-VTEC (FK2/FN1)	103	01.06									
	2.0 i-VTEC (FN2)	110	12.06									
	2.0 Type R (FN2)	148	09.06									
	2.2 CTDi (FK3/FN3)	103	01.06									
HONDA CIVIC Stufenheck (FD) (05-)												
	1.3 (FD3)	85	02.06		13.0460-5820.2	605820		21694 16,3 +WK SUM				
	1.3 Hybrid (FD3)	70	01.06									
	1.6 16V (FD4)	92	09.05						13.0460-5878.2	605878	23729 16,2 +WK/Zub	
	1.6 16V (FD4/FD6)	84	09.05									
	1.8 16V (FD1)	97	01.06									
	1.8 16V (FD1)	103	02.06									
	1.8 FlexFuel (FD1)	103	11.06									
	1.8 i-VTEC (FD1/FD7)	103	09.05									
2.0 16V (FD2)	114	02.06		13.0460-5755.2	605755	23178 16,6 +WK SUM						
	1.3 (FD3)	85	02.06		24.0121-0702.1	421702		262 21,0 19,0 V +S +B				
	1.3 Hybrid (FD3)	70	01.06									
	1.3 Hybrid (FD3)	85	01.10									
	1.6 16V (FD4)	92	09.05						24.0123-0110.1	423110	282 23,0 21,0 V +S +B	
	1.6 16V (FD4/FD6)	84	09.05									
	1.8 16V (FD1)	97	01.06									
	1.8 16V (FD1)	103	02.06									
	1.8 FlexFuel (FD1)	103	11.06									
	1.8 i-VTEC (FD1/FD7)	103	09.05									
	1.3 (FD3)	85	02.06		13.0460-5929.2	605929		21719 15,0 +WK AKE				
	1.3 Hybrid (FD3)	70	01.06									
	1.3 Hybrid (FD3)	85	01.10									
	1.6 16V (FD4)	92	09.05									
	1.6 16V (FD4/FD6)	84	09.05									
	1.8 16V (FD1)	97	01.06									
	1.8 16V (FD1)	103	02.06									
	1.8 FlexFuel (FD1)	103	11.06									
	1.8 i-VTEC (FD1/FD7)	103	09.05									
	2.0 16V (FD2)	114	02.06						13.0460-5757.2	605757	24086 15,8 +WK/Zub/S	

1) + sports suspension / + sospensione sportiva / + châssis de sport / + suspensión deportiva




















									
HONDA CIVIC Stufenheck (FD) (05-)									
	1.3 (FD3)	85		02.06			24.0109-0158.1	409158	260 9,0 8,0 +S +B
	1.3 Hybrid (FD3)	70		02.06					
	1.3 Hybrid (FD3)	85		01.10					
	1.6 16V (FD4)	92		09.05					
	1.6 16V (FD4/FD6)	84		09.05					
	1.8 16V (FD1)	97		01.06					
	1.8 16V (FD1)	103		02.06					
	1.8 FlexFuel (FD1)	103		11.06					
	1.8 i-VTEC (FD1/FD7)	103		09.05					
	2.0 16V (FD2)	114		02.06					
HONDA CIVIC AERODECK (98-01)									
	1.4 i 16V (MB8)	55		02.98	02.01		13.0460-2803.2	602803	21515 17,5 +/WK/S LUC
	1.4 i 16V (MB8)	66		02.98	02.01				
	1.5 VTEC (MB9)	84		02.98	02.01				
	1.6 i 16V (MC1)	85		02.98	02.01				
	2.0 TDiC (MC3)	77		02.98	02.01				
	1.8 VTEC (MC2)	124		02.98	02.01		13.0460-5982.2	605982	21651 17,5 +/WK
	1.4 i 16V (MB8)	55		02.98	02.01		24.0121-0105.1	421105	262 21,0 19,0 V +S +B
	1.4 i 16V (MB8)	66		02.98	02.01				
	1.5 VTEC (MB9)	84		02.98	02.01				
	1.6 i 16V (MC1)	85		02.98	02.01				
	2.0 TDiC (MC3)	77		02.98	02.01				
	1.8 VTEC (MC2)	124		02.98	02.01		24.0123-0106.1	423106	282 23,0 21,0 V
	1.4 i 16V (MB8)	55		02.98	12.98 + ABS		13.0460-5998.2	605998	21312 12,8 +/WK AKE
	1.4 i 16V (MB8)	66		02.98	12.98 + ABS				
	2.0 TDiC (MC3)	77		02.98	02.01				
	1.4 i 16V (MB8)	55		01.99	02.01 + ABS		13.0460-5929.2	605929	21719 15,0 +/WK AKE
	1.4 i 16V (MB8)	66		01.99	02.01 + ABS				
	1.5 VTEC (MB9)	84		02.98	02.01 + ABS				
	1.6 i 16V (MC1)	85		02.98	02.01				
	1.8 VTEC (MC2)	124		02.98	02.01				
	1.4 i 16V (MB8)	55		02.98	12.98 + ABS		24.0110-0212.1	410212	239 10,0 8,0 +S +B
	1.4 i 16V (MB8)	66		02.98	12.98 + ABS				
	2.0 TDiC (MC3)	77		02.98	02.01				
	1.4 i 16V (MB8)	55		01.99	02.01 + ABS		24.0109-0143.1	409143	260 9,0 8,0 +S
	1.4 i 16V (MB8)	66		01.99	02.01 + ABS				
	1.5 VTEC (MB9)	84		02.98	02.01 + ABS				
	1.6 i 16V (MC1)	85		02.98	02.01				
	1.8 VTEC (MC2)	124		02.98	02.01		24.0110-0233.1	410233	260 10,0 8,0 +S +B
	1.4 i 16V (MB8)	55		02.98	02.01 - ABS		03.0137-0339.2	650339	203 x 38
	1.4 i 16V (MB8)	66		02.98	02.01 - ABS				
	1.5 VTEC (MB9)	84		02.98	02.01 - ABS				
	1.4 i 16V (MB8)	55		02.98	02.01 - ABS		24.0220-3016.1	480107	203/204 x 45,5
	1.4 i 16V (MB8)	66		02.98	02.01 - ABS				
	1.5 VTEC (MB9)	84		02.98	02.01 - ABS				
	1.4 i 16V (MB8)	55		02.98	02.01 - ABS		03.0420-4519.3	684519	19,05/203x38 Kit
	1.4 i 16V (MB8)	66		02.98	02.01 - ABS				
	1.5 VTEC (MB9)	84		02.98	02.01 - ABS				
HONDA CIVIC COUPE (94-95)									
	1.5 i (EJ2)	74		01.94	12.95		13.0460-5943.2	605943	21697 15,0 +/WK SUM
	1.6 i (EJ6)	77		01.94	12.95		13.0460-0073.2	610073	Einbausatz
	1.6 VTEC (EJ1)	92		01.94	12.95		13.0460-5820.2	605820	21694 16,3 +/WK SUM
							13.0460-0073.2	610073	Einbausatz
	1.5 i (EJ2)	74		01.94	12.95		24.0121-0104.1	421104	240 21,0 19,0 V +S +B SUM
	1.6 i (EJ6)	77		01.94	12.95				
	1.6 VTEC (EJ1)	92		01.94	12.95		24.0121-0105.1	421105	262 21,0 19,0 V +S +B
	1.5 i (EJ2)	74		01.94	12.95		03.0137-0294.2	650294	200 x 36
	1.6 i (EJ6)	77		01.94	12.95		03.0137-9097.2	669097	Einbausatz
	1.6 VTEC (EJ1)	92		01.94	12.95				
	1.5 i (EJ2)	74		01.94	12.95		24.0220-0030.1	480119	200/201 x 42,5
	1.6 i (EJ6)	77		01.94	12.95				
	1.6 VTEC (EJ1)	92		01.94	12.95				
HONDA CIVIC COUPE (96-01)									
	1.6 i (EJ6)	77		01.96	01.01		13.0460-5943.2	605943	21697 15,0 +/WK SUM
							13.0460-0073.2	610073	Einbausatz
	1.6 VTEC (EJ8)	92		01.96	01.01		13.0460-5820.2	605820	21694 16,3 +/WK SUM
	1.6 VTEC (EM1)	118		04.99	01.01		13.0460-0073.2	610073	Einbausatz
	1.6 i (EJ6)	77		01.96	01.01		24.0121-0104.1	421104	240 21,0 19,0 V +S +B SUM
	1.6 VTEC (EJ8)	92		01.96	01.01		24.0121-0105.1	421105	262 21,0 19,0 V +S +B
	1.6 VTEC (EM1)	118		04.99	01.01				
	1.6 VTEC (EM1)	118		04.99	01.01		13.0460-5731.2	605731	21738 13,5 +/WK
	1.6 VTEC (EM1)	118		04.99	01.01		24.0109-0111.1	409111	239 9,0 8,0 +S +B
	1.6 i (EJ6)	77		01.96	01.01		03.0137-0294.2	650294	200 x 36
	1.6 VTEC (EJ8)	92		01.96	01.01		03.0137-9097.2	669097	Einbausatz

































								
HONDA CIVIC COUPE (96-01)								
	1.6 i (EJ6) 1.6 VTEC (EJ8)	77 92		01.96 01.96	01.01 01.01	24.0220-0030.1	480119	200/201 x 42,5
HONDA CIVIC COUPE (01-04)								
	1.6 i 16V (EM6) 1.7 i 16V (EM2) 1.7 VTEC (EM2)	81 88 92		02.01 02.01 02.01	10.04 10.04 10.04	13.0460-5820.2	605820	21694 16,3 +/WK SUM
	1.6 i 16V (EM6) 1.7 i 16V (EM2) 1.7 VTEC (EM2)	81 88 92		02.01 02.01 02.01	10.04 10.04 10.04	24.0121-0105.1 24.0123-0109.1	421105 423109	+ Sportfahrwerk ¹⁾ 262 21,0 19,0 V +S +B 282 23,0 21,0 V +S +B
	1.6 i 16V (EM6) 1.7 i 16V (EM2) 1.7 VTEC (EM2)	81 88 92		02.01 02.01 02.01	10.04 10.04 10.04	13.0460-5929.2	605929	21719 15,0 +/WK AKE
	1.6 i 16V (EM6) 1.7 i 16V (EM2) 1.7 VTEC (EM2)	81 88 92		02.01 02.01 02.01	10.04 10.04 10.04	24.0109-0143.1 24.0110-0279.1	409143 410279	+ Sportfahrwerk ¹⁾ 260 9,0 8,0 +S 260 10,0 8,0 +S +B
HONDA CONCERTO (90-95)								
	1.5 i (HW) 1.6 i 16V (HW) 1.6 i 16V (HW)	66 82 90		01.90 01.90 01.90	01.95 01.95 01.95	13.0460-5920.2 13.0460-2803.2 13.0460-0308.2	605920 602803 610308	21322 15,0 +/WK AKE 21515 17,5 +/WK/S Einbausatz LUC AKE
	1.5 i (HW) 1.6 i 16V (HW) 1.6 i 16V (HW)	66 82 90		01.90 01.90 01.90	01.95 01.95 01.95	24.0121-0107.1	421107	262 21,0 19,0 V
	1.6 i 16V (HW) 1.6 i 16V (HW)	82 90		01.90 01.90	01.95 01.95	13.0460-5998.2 13.0460-0430.2	605998 610430	21312 12,8 +/WK AKE Einbausatz AKE
	1.6 i 16V (HW) 1.6 i 16V (HW)	82 90		01.90 01.90	01.95 01.95	24.0110-0212.1	410212	239 10,0 8,0 +S +B
	1.5 i (HW)	66		01.90	01.95	03.0137-0339.2 03.0137-9221.2	650339 669221	203 x 38 Einbausatz
	1.5 i (HW)	66		01.90	01.95	24.0220-3016.1	480107	203/204 x 45,5
	1.5 i (HW)	66		01.90	01.95	03.0420-3719.3	683719	19,05/203x38 Kit LUC
HONDA CR-V I (97-02)								
	2.0 i 16V (RD1) 2.0 i 16V (RD1) 2.0 i 16V (RD1)	94 98 108		01.97 04.99 04.99	04.99 02.02 02.02	13.0460-5982.2 13.0460-0075.2	605982 610075	21651 17,5 +/WK Einbausatz
	2.0 i 16V (RD1) 2.0 i 16V (RD1) 2.0 i 16V (RD1)	94 98 108		01.97 04.99 04.99	04.99 02.02 02.02	24.0123-0104.1	423104	282 23,0 21,0 V +S +B
	2.0 i 16V (RD1) 2.0 i 16V (RD1) 2.0 i 16V (RD1)	94 98 108		01.97 04.99 04.99	04.99 02.02 02.02	03.0137-0287.2 03.0137-9190.2	650287 669190	220 x 36 Einbausatz
	2.0 i 16V (RD1) 2.0 i 16V (RD1) 2.0 i 16V (RD1)	94 98 108		01.97 04.99 04.99	04.99 02.02 02.02	24.0222-0002.1	480141	220/221 x 44,5
HONDA CR-V II (02-06)								
	2.0 16V 2.0 16V 2.2 CTDi 2.4 VTEC Allrad	110 112 103 118		07.02 03.02 02.05 03.02	09.06 + 15" Rad ²⁾ 09.06 + 15" Rad ²⁾ 09.06 + 15" Rad ²⁾ 09.06 + 15" Rad ²⁾	13.0460-5860.2	605860	23868 17,1 +/WK/Zub
	2.0 16V 2.0 16V 2.2 CTDi 2.4 VTEC Allrad	110 112 103 118		07.02 03.02 02.05 03.02	09.06 + 16" Rad ³⁾ 09.06 + 16" Rad ³⁾ 09.06 + 16" Rad ³⁾ 09.06 + 16" Rad ³⁾	13.0460-5753.2	605753	24638 20,0 +/WK/Zub/S
	2.0 16V 2.0 16V 2.2 CTDi 2.4 VTEC Allrad	110 112 103 118		07.02 03.02 02.05 03.02	09.06 + 15" Rad ²⁾ 09.06 + 15" Rad ²⁾ 09.06 + 15" Rad ²⁾ 09.06 + 15" Rad ²⁾	24.0123-0109.1	423109	282 23,0 21,0 V +S +B
	2.0 16V 2.0 16V 2.2 CTDi 2.4 VTEC Allrad	110 112 103 118		07.02 03.02 02.05 03.02	09.06 + 16" Rad ³⁾ 09.06 + 16" Rad ³⁾ 09.06 + 16" Rad ³⁾ 09.06 + 16" Rad ³⁾	24.0125-0182.1	425182	300 25,0 23,0 V +S
	2.0 16V 2.0 16V 2.2 CTDi 2.4 VTEC Allrad	110 112 103 118		07.02 03.02 02.05 03.02	12.04 09.06 09.06 12.04	13.0460-5711.2	605711	23652 15,0 +/WK
	2.0 16V 2.4 VTEC Allrad	110 118		01.05 01.05	09.06 09.06	13.0460-5754.2	605754	24635 16,9 +/WK/Zub/S
	2.0 16V 2.0 16V 2.4 VTEC Allrad	110 112 118		07.02 03.02 03.02	12.04 12.04 12.04	24.0109-0144.1	409144	282 9,0 8,0 +S +B
	2.0 16V 2.0 16V	110 112		01.05 01.05	09.06 09.06	24.0109-0151.1	409151	305 9,0 7,5 +S +B

¹⁾ + sports suspension / + sospensione sportiva / + châssis de sport / + suspensión deportiva
























²⁾ + 15" wheel / + ruota 15" / + roue 15" / + rueda 15"






















³⁾ + 16" wheel / + ruota 16" / + roue 16" / + rueda 16"

								
HONDA CR-V II (02-06)								
	2.2 CTDi 2.4 VTEC Allrad	103 118		02.05 01.05	09.06 09.06	24.0109-0151.1	409151	305 9,0 7,5 +S +B
	2.0 16V 2.0 16V 2.4 VTEC Allrad	110 112 118		07.02 03.02 03.02	12.04 12.04 12.04	03.0137-0442.2	650442	167 x 35
	2.0 16V 2.0 16V 2.2 CTDi 2.4 VTEC Allrad	110 112 103 118		01.05 01.05 02.05 01.05	09.06 09.06 09.06 09.06	03.0137-3021.2	653021	198 x 35
HONDA CR-V III (07-12)								
	2.0 i-VTEC 2.0 i-VTEC 2.0 i-VTEC 4WD 2.2 CTDi 4WD 2.2 i-DTEC 4WD 2.4 i-VTEC 2.4 i-VTEC 2.4 i-VTEC 4WD 2.4 i-VTEC 4WD 2.4 i-VTEC 4WD 2.4 i-VTEC 4WD 2.4 i-VTEC 4WD	105 110 110 103 110 118 125 134 118 122 124 125		11.09 01.07 01.07 01.07 01.07 04.07 01.07 01.07 09.09 09.07 04.07	09.12 09.10 09.10 09.12 09.12 09.12 09.12 09.12 09.12 09.12 09.12 09.12	13.0460-5753.2	605753	24638 20,0 +/WK/Zub/S
	2.0 i-VTEC 2.0 i-VTEC 2.0 i-VTEC 4WD 2.2 CTDi 4WD 2.2 i-DTEC 4WD 2.4 i-VTEC 2.4 i-VTEC 2.4 i-VTEC 4WD 2.4 i-VTEC 4WD 2.4 i-VTEC 4WD 2.4 i-VTEC 4WD 2.4 i-VTEC 4WD	105 110 110 103 110 118 125 134 118 122 124 125		11.09 01.07 01.07 01.07 01.07 04.07 01.07 01.07 09.09 09.07 04.07	09.12 09.10 09.10 09.12 09.12 09.12 09.12 09.12 09.12 09.12 09.12 09.12	24.0128-0217.1	428217	293 28,0 26,0 V +S +B
	2.0 i-VTEC 2.0 i-VTEC 2.0 i-VTEC 4WD 2.2 CTDi 4WD 2.2 i-DTEC 4WD 2.4 i-VTEC 2.4 i-VTEC 2.4 i-VTEC 4WD 2.4 i-VTEC 4WD 2.4 i-VTEC 4WD 2.4 i-VTEC 4WD 2.4 i-VTEC 4WD	105 110 110 103 110 118 125 134 118 122 124 125		11.09 01.07 01.07 01.07 01.07 04.07 01.07 01.07 09.09 09.07 04.07	09.12 09.10 09.10 09.12 09.12 09.12 09.12 09.12 09.12 09.12 09.12 09.12	13.0460-5754.2	605754	24635 16,9 +/WK/Zub/S
	2.0 i-VTEC 2.0 i-VTEC 2.0 i-VTEC 4WD 2.2 CTDi 4WD 2.2 i-DTEC 4WD 2.4 i-VTEC 2.4 i-VTEC 2.4 i-VTEC 4WD 2.4 i-VTEC 4WD 2.4 i-VTEC 4WD 2.4 i-VTEC 4WD 2.4 i-VTEC 4WD	105 110 110 103 110 118 125 134 118 122 124 125		11.09 01.07 01.07 01.07 01.07 04.07 01.07 01.07 09.09 09.07 04.07	09.12 09.10 09.10 09.12 09.12 09.12 09.12 09.12 09.12 09.12 09.12 09.12	24.0110-0329.1	410329	302 10,0 8,0 +S +B
	2.0 i-VTEC 2.0 i-VTEC 2.0 i-VTEC 4WD 2.2 CTDi 4WD 2.2 i-DTEC 4WD 2.4 i-VTEC 2.4 i-VTEC 2.4 i-VTEC 4WD 2.4 i-VTEC 4WD 2.4 i-VTEC 4WD 2.4 i-VTEC 4WD 2.4 i-VTEC 4WD	105 110 110 103 110 118 125 134 118 122 124 125		11.09 01.07 01.07 01.07 01.07 04.07 01.07 01.07 09.09 09.07 04.07	09.12 09.10 09.10 09.12 09.12 09.12 09.12 09.12 09.12 09.12 09.12 09.12	03.0137-3021.2	653021	198 x 35
HONDA CR-V IV (12-)								
	2.0 16V 2.0 16V 2.0 16V AWD 2.2 i-DTEC 4WD	110 114 114 110		01.12 10.12 10.12 10.12		24.0128-0217.1	428217	293 28,0 26,0 V +S +B
	2.0 16V 2.0 16V 2.0 16V AWD 2.2 i-DTEC 4WD	110 114 114 110		01.12 10.12 10.12 10.12		24.0110-0329.1	410329	302 10,0 8,0 +S +B

									
HONDA CRX (92-98)									
	1.6 i 16V VTEC (EG2) 1.6 i 16V VTEC (EH6)	118 92		01.92 01.92	12.98 12.98		13.0460-5820.2 605820	21694 16,3 +WK SUM	
	1.6 i 16V VTEC (EG2) 1.6 i 16V VTEC (EH6)	118 92		01.92 01.92	12.98 12.98		24.0121-0105.1 421105	262 21,0 19,0 V +S +B	
	1.6 i 16V VTEC (EG2) 1.6 i 16V VTEC (EH6)	118 92		01.92 01.92	12.98 12.98 + ABS		13.0460-5998.2 13.0460-0430.2	605998 610430	21312 12,8 +WK AKE Einbausatz AKE
	1.6 i 16V VTEC (EG2) 1.6 i 16V VTEC (EH6)	118 92		01.92 01.92	12.98 12.98 + ABS		24.0109-0111.1 409111	239 9,0 8,0 +S +B	
	1.6 i 16V VTEC (EH6)	92		01.92	12.98 - ABS		03.0137-0284.2 03.0137-9096.2	650284 669096	180 x 31 Einbausatz
	1.6 i 16V VTEC (EH6)	92		01.92	12.98 - ABS		24.0218-0018.1 480063	180/181 x 38	
HONDA FR-V (05-)									
	1.7 VTEC (BE1) 1.8 VTEC (BE1) 2.0 VTEC (BE3) 2.2 CTDi (BE5)	92 103 110 103		02.05 01.07 02.05 07.05			13.0460-5878.2 605878	23729 16,2 +WK/Zub	
	1.7 VTEC (BE1) 1.8 VTEC (BE1) 2.0 VTEC (BE3)	92 103 110		02.05 01.07 02.05			24.0123-0110.1 423110	282 23,0 21,0 V +S +B	
	2.2 CTDi (BE5)	103		07.05			24.0125-0189.1 425189	282 25,0 23,0 V +S +B	
	1.7 VTEC (BE1) 1.8 VTEC (BE1) 2.0 VTEC (BE3) 2.2 CTDi (BE5)	92 103 110 103		02.05 01.07 02.05 07.05			13.0460-5711.2 605711	23652 15,0 +WK	
	1.7 VTEC (BE1) 1.8 VTEC (BE1) 2.0 VTEC (BE3) 2.2 CTDi (BE5)	92 103 110 103		02.05 01.07 02.05 07.05			24.0112-0172.1 412172	282 12,0 10,0 +S	
	1.7 VTEC (BE1) 1.8 VTEC (BE1) 2.0 VTEC (BE3) 2.2 CTDi (BE5)	92 103 110 103		02.05 01.07 02.05 07.05			03.0137-0442.2 650442	167 x 35	
HONDA HR-V (99-05)									
	1.6 i 16V 1.6 i 16V 4WD 1.6 i 16V 4WD	77 77 91		02.99 02.99 10.99	09.05 09.05 09.05		13.0460-5982.2 605982	21651 17,5 +WK	
	1.6 i 16V 1.6 i 16V 4WD 1.6 i 16V 4WD	77 77 91		02.99 02.99 10.99	09.05 09.05 09.05		24.0123-0104.1 423104	282 23,0 21,0 V +S +B	
	1.6 i 16V 1.6 i 16V 4WD 1.6 i 16V 4WD	77 77 91		02.99 02.99 10.99	09.05 + 3 türig ¹⁾ 09.05 + 3 türig ¹⁾ 09.05 + 3 türig ¹⁾		03.0137-0294.2 03.0137-9252.2	650294 669252	200 x 36 Einbausatz
	1.6 i 16V 1.6 i 16V 4WD 1.6 i 16V 4WD	77 77 91		02.99 02.99 10.99	09.05 + 5 türig ²⁾ 09.05 + 5 türig ²⁾ 09.05 + 5 türig ²⁾		03.0137-0287.2 03.0137-9190.2	650287 669190	220 x 36 Einbausatz
	1.6 i 16V 1.6 i 16V 4WD 1.6 i 16V 4WD	77 77 91		02.99 02.99 10.99	09.05 + 3 türig ¹⁾ 09.05 + 3 türig ¹⁾ 09.05 + 3 türig ¹⁾		24.0220-0043.1 480185	200/201 x 44,5	
	1.6 i 16V 1.6 i 16V 4WD 1.6 i 16V 4WD	77 77 91		02.99 02.99 10.99	09.05 + 5 türig ²⁾ 09.05 + 5 türig ²⁾ 09.05 + 5 türig ²⁾		24.0222-0002.1 480141	220/221 x 44,5	
HONDA INSIGHT (00-06)									
	1.0 VTEC (ZE1) 1.0 VTEC Hybrid (ZE1)	50 56		08.00 08.00	10.04 12.06		24.0117-0101.1 417101	231 17,0 15,0 V AKE	
HONDA INSIGHT (09-)									
	1.3 Hybrid	65		04.09			13.0460-5620.2 605620	24979 15,9 +WK/Zub AKE	
	1.3 Hybrid	65		04.09			24.0121-0105.1 421105	262 21,0 19,0 V +S +B	
	1.3 Hybrid	65		04.09			13.0460-5929.2 605929	21719 15,0 +WK AKE	
	1.3 Hybrid	65		04.09			24.0109-0162.1 409162	260 9,0 8,0 +S +B	





























¹⁾ + 3 door / + 3 porte / + 3 portes / + 3 puertas
²⁾ + 5 door / + 5 porte / + 5 portes / + 5 puertas

									
HONDA INTEGRA R (97-01)									
	1.8 Type R (DC2)	140		11.97	10.01		24.0123-0104.1	423104	282 23,0 21,0 V +S +B
	1.8 Type R (DC2)	140		11.97	10.01		13.0460-5929.2	605929	21719 15,0 +/WK AKE
HONDA JAZZ (02-08)									
	1.2 (GD5)	57		03.02	10.08		13.0460-5943.2	605943	21697 15,0 +/WK SUM
	1.2 (GE2)	59		10.05	10.08				
	1.4 (GD1)	61		03.02	10.08				
	1.4 (GE3)	65		04.05	10.08				
	1.4 (GE3)	67		09.05	10.08				
	1.7 (GD3)	92		01.04	10.08				
	1.2 (GD5)	57		03.02	12.03		24.0121-0113.1	421113	240 21,0 19,0 V +S +B
	1.4 (GD1)	61		03.02	12.03				
	1.2 (GD5)	57		01.04	10.08		24.0121-0115.1	421115	258 21,0 19,0 V +S +B
	1.2 (GE2)	59		10.05	10.08				
	1.4 (GD1)	61		01.04	10.08				
	1.4 (GE3)	65		04.05	10.08				
	1.4 (GE3)	67		09.05	10.08				
	1.7 (GD3)	92		01.04	10.08				
	1.2 (GD5)	57		01.04	10.08		13.0460-5731.2	605731	21738 13,5 +/WK
	1.2 (GE2)	59		10.05	10.08				
	1.4 (GD1)	61		01.04	10.08				
	1.4 (GE3)	65		04.05	10.08				
	1.4 (GE3)	67		09.05	10.08				
	1.7 (GD3)	92		01.04	10.08				
	1.2 (GD5)	57		01.04	10.08		24.0109-0111.1	409111	239 9,0 8,0 +S +B
	1.2 (GE2)	59		10.05	10.08				
	1.4 (GD1)	61		01.04	10.08				
	1.4 (GE3)	65		04.05	10.08				
	1.4 (GE3)	67		09.05	10.08				
	1.7 (GD3)	92		01.04	10.08				
	1.2 (GD5)	57		03.02	12.03		03.0137-0422.2	650422	180 x 31
	1.4 (GD1)	61		03.02	12.03		03.0137-9284.2	669284	Einbausatz
	1.2 (GD5)	57		03.02	12.03		24.0218-0048.1	480314	180/181 x 39
	1.4 (GD1)	61		03.02	12.03				
HONDA JAZZ (08-)									
	1.2 i-VTEC	66		07.08	12.08		13.0460-5943.2	605943	21697 15,0 +/WK SUM
	1.4 i 16V	73		07.08	12.08				
	1.5 Flexfuel	88		07.08	12.08				
	1.5 i 16V	88		07.08	12.08				
	1.2 i-VTEC	66		01.09			13.0460-5620.2	605620	24979 15,9 +/WK/Zub AKE
	1.3 Hybrid	65		04.11					
	1.4 Flexfuel	74		11.08					
	1.4 i 16V	73		01.09					
	1.4 i 16V	74		11.08					
	1.5 Flexfuel	88		01.09					
	1.5 i 16V	88		01.09					
	1.2 i-VTEC	66		07.08	12.08		24.0121-0115.1	421115	258 21,0 19,0 V +S +B
	1.4 i 16V	73		07.08	12.08				
	1.5 Flexfuel	88		07.08	12.08				
	1.5 i 16V	88		07.08	12.08				
	1.2 i-VTEC	66		01.09			24.0121-0105.1	421105	262 21,0 19,0 V +S +B
	1.3 Hybrid	65		04.11					
	1.4 Flexfuel	74		11.08					
	1.4 i 16V	73		01.09					
	1.4 i 16V	74		11.08					
	1.5 Flexfuel	88		01.09					
	1.5 i 16V	88		01.09					
	1.2 i-VTEC	66		07.08			13.0460-5731.2	605731	21738 13,5 +/WK
	1.4 Flexfuel	74		11.08					
	1.4 i 16V	73		07.08					
	1.4 i 16V	74		11.08					
	1.5 Flexfuel	88		07.08					
	1.5 i 16V	88		07.08					
	1.3 Hybrid	65		04.11			24.0109-0162.1	409162	260 9,0 8,0 +S +B
	1.2 i-VTEC	66		07.08	12.08		24.0109-0111.1	409111	239 9,0 8,0 +S +B
	1.5 Flexfuel	88		07.08	12.08				
	1.5 i 16V	88		07.08	12.08				
HONDA LEGEND (91-96)									
	3.2 i 24V (KA7)	151		01.91	01.96		13.0460-5982.2	605982	21651 17,5 +/WK
	3.2 i 24V Coupe (KA8)	151		01.91	01.96				
	3.2 i 24V (KA7)	151		01.91	01.96		24.0128-0722.1	428722	282 28,0 26,0 V
	3.2 i 24V Coupe (KA8)	151		01.91	01.96				





























HONDA LEGEND (91-96)											
	3.2 i 24V (KA7) 3.2 i 24V Coupe (KA8)	151 151		01.91 01.91	01.96 01.96		13.0460-5711.2	605711			23652 15,0 +/WK
	3.2 i 24V (KA7) 3.2 i 24V Coupe (KA8)	151 151		01.91 01.91	01.96 01.96		24.0109-0132.1	409132			282 9,0 7,5
HONDA LEGEND (96-04)											
	3.5 i 24V (KA9) 3.5 i 24V (KA9)	151 153		02.96 11.97	10.97 12.98		13.0460-5982.2	605982			21651 17,5 +/WK
	3.5 i 24V (KA9) 3.5 i 24V (KA9)	151 153		02.96 11.97	10.97 12.98		24.0123-0104.1	423104			282 23,0 21,0 V +S +B
	3.5 i 24V (KA9)	151		02.96	10.97		13.0460-5711.2	605711			23652 15,0 +/WK
							13.0460-0287.2	610287			Einbausatz
	3.5 i 24V (KA9)	153		11.97	12.98		13.0460-0287.2	610287			Einbausatz
	3.5 i 24V (KA9)	151		01.99	09.04		13.0460-5711.2	605711			23652 15,0 +/WK
							13.0460-0287.2	610287			Einbausatz
	3.5 i 24V (KA9)	153		01.99	09.04		13.0460-5711.2	605711			23652 15,0 +/WK
							13.0460-0287.2	610287			Einbausatz
	3.5 i 24V (KA9) 3.5 i 24V (KA9)	151 153		02.96 11.97	10.97 12.98		24.0109-0132.1	409132			282 9,0 7,5
HONDA LOGO (99-02)											
	1.3 i	48		02.99	03.02		13.0460-5943.2	605943			21697 15,0 +/WK SUM
	1.3 i	48		02.99	03.02		24.0121-0113.1	421113			240 21,0 19,0 V +S +B
	1.3 i	48		02.99	03.02		03.0137-0294.2	650294			200 x 36
							03.0137-9252.2	669252			Einbausatz
	1.3 i	48		02.99	03.02		24.0220-0030.1	480119			200/201 x 42,5
HONDA PRELUDE (92-96)											
	2.0 i 16V (BB3)	98		01.92	12.96 + 14" Rad ¹⁾		13.0460-5955.2	605955			21879 18,6 +/WK
							13.0460-0453.2	610453			Einbausatz
	2.2 i 16V VTEC (BB1) 2.3 i 16V (BB2)	136 118		01.93 01.92	12.96 + 15" Rad ²⁾ 12.96 + 15" Rad ²⁾		13.0460-5982.2	605982			21651 17,5 +/WK
	2.0 i 16V (BB3)	98		01.92	12.96 + 14" Rad ¹⁾		24.0123-0105.1	423105			260 23,0 21,0 V
	2.2 i 16V VTEC (BB1) 2.3 i 16V (BB2)	136 118		01.93 01.92	12.96 + 15" Rad ²⁾ 12.96 + 15" Rad ²⁾		24.0123-0106.1	423106			282 23,0 21,0 V
	2.0 i 16V (BB3)	98		01.92	12.96		13.0460-5929.2	605929			21719 15,0 +/WK
	2.2 i 16V VTEC (BB1) 2.3 i 16V (BB2)	136 118		01.93 01.92	12.96 12.96						AKE
	2.0 i 16V (BB3)	98		01.92	12.96		24.0110-0267.1	410267			260 10,0 8,0
	2.2 i 16V VTEC (BB1) 2.3 i 16V (BB2)	136 118		01.93 01.92	12.96 12.96						
	2.0 i 16V (BB3) 2.2 i 16V VTEC (BB1) 2.3 i 16V (BB2)	98 136 118		01.92 01.93 01.92	12.96 12.96 12.96						
HONDA PRELUDE (96-00)											
	2.0 i 16V (BB9)	98		10.96	10.00		13.0460-5955.2	605955			21879 18,6 +/WK
							13.0460-0075.2	610075			Einbausatz
	2.2 i 16V 2.2 i 16V (BB6/BB8)	147 136		10.96 10.96	10.00 10.00		13.0460-5982.2	605982			21651 17,5 +/WK
	2.0 i 16V (BB9)	98		10.96	10.00		13.0460-0075.2	610075			Einbausatz
	2.2 i 16V 2.2 i 16V (BB6/BB8)	147 136		10.96 10.96	10.00 10.00		24.0123-0105.1	423105			260 23,0 21,0 V
	2.0 i 16V (BB9)	98		10.96	10.00		24.0123-0104.1	423104			282 23,0 21,0 V +S +B
	2.2 i 16V 2.2 i 16V (BB6/BB8)	147 136		10.96 10.96	10.00 10.00		13.0460-5929.2	605929			21719 15,0 +/WK
	2.0 i 16V (BB9)	98		10.96	10.00		13.0460-0287.2	610287			Einbausatz
	2.2 i 16V (BB6/BB8)	136		10.96	10.00						
	2.0 i 16V (BB9)	98		10.96	10.00		24.0109-0141.1	409141			260 9,0 8,0 +S
HONDA S2000 (99-04)											
	2.0 VTEC (AP1)	177		06.99	09.04		13.0460-5755.2	605755			23178 16,6 +/WK SUM
	2.0 VTEC (AP1)	177		06.99	09.04		24.0125-0706.1	425706			300 25,0 23,0 V
	2.0 VTEC (AP1)	177		06.99	09.04		13.0460-5929.2	605929			21719 15,0 +/WK
											AKE
	2.0 VTEC (AP1)	177		06.99	09.04		24.0112-0707.1	412707			282 12,0 10,0

¹⁾ + 14" wheel / + ruota 14" / + roue 14" / + rueda 14"

























²⁾ + 15" wheel / + ruota 15" / + roue 15" / + rueda 15"

								
HONDA SHUTTLE / ODYSSEY (95-01)								
	2.2 i 16V (RA) 2.3 i 16V (RA)	110 110		01.95 01.98	12.97 05.01		13.0460-5982.2 605982 13.0460-0075.2 610075	21651 17,5 +/WK Einbausatz
	2.2 i 16V (RA) 2.3 i 16V (RA)	110 110		01.95 01.98	12.97 05.01		24.0123-0104.1 423104	282 23,0 21,0 V +S +B
	2.2 i 16V (RA) 2.3 i 16V (RA)	110 110		01.95 01.98	12.97 05.01		13.0460-5711.2 605711 13.0460-0287.2 610287	23652 15,0 +/WK Einbausatz
	2.2 i 16V (RA) 2.3 i 16V (RA)	110 110		01.95 01.98	12.97 05.01		24.0109-0132.1 409132	282 9,0 7,5
HONDA STREAM (01-05)								
	1.7 i 16V (RN1) 2.0 i 16V (RN1)	92 115		05.01 05.01	09.05 + 15" Rad ¹⁾ 09.05 + 15" Rad ¹⁾		13.0460-5878.2 605878	23729 16,2 +/WK/Zub
	1.7 i 16V (RN1) 2.0 i 16V (RN1)	92 115		05.01 05.01	09.05 + 15" Rad ¹⁾ 09.05 + 15" Rad ¹⁾		24.0123-0109.1 423109	282 23,0 21,0 V +S +B
	1.7 i 16V (RN1) 2.0 i 16V (RN1)	92 115		05.01 05.01	09.05 09.05		13.0460-5711.2 605711	23652 15,0 +/WK
	2.0 i 16V (RN1)	115		05.01	09.05		24.0112-0172.1 412172	282 12,0 10,0 +S
	1.7 i 16V (RN1) 2.0 i 16V (RN1)	92 115		05.01 05.01	09.05 09.05		03.0137-0442.2 650442	167 x 35
HYUNDAI ACCENT I (94-99)								
	1.3 i 1.3 i 12V 1.5 i 12V 1.5 i 16V	62 65 73		10.94 10.94 10.94 10.95	12.99 12.99 12.99 12.99		13.0460-5936.2 605936	21012 15,0 AKE
	1.3 i 1.3 i 12V 1.5 i 12V 1.5 i 16V	62 65 73		10.94 10.94 10.94 10.95	12.99 12.99 12.99 12.99		24.0119-0109.1 419109	242 19,1 17,0 V
	1.3 i 1.3 i 12V 1.5 i 12V 1.5 i 16V	62 65 73		10.94 10.94 10.94 10.95	12.99 12.99 12.99 12.99		03.0137-0366.2 650366 03.0137-9277.2 669277	180 x 32 HEB Einbausatz
	1.3 i 1.3 i 12V 1.5 i 12V 1.5 i 16V	62 65 73		10.94 10.94 10.94 10.95	05.96 05.96 05.96 05.96		24.0218-0027.1 480099	180/182 x 44
	1.3 i 1.3 i 12V 1.5 i 12V 1.5 i 16V	62 65 73		06.96 06.96 06.96 06.96	12.99 12.99 12.99 12.99		24.0218-0034.1 480129	180/182 x 44
	1.3 i 1.3 i 12V 1.5 i 12V 1.5 i 16V	62 65 73		10.94 10.94 10.94 10.95	12.99 12.99 12.99 12.99		03.0520-7519.3 697519	19,05/180x32 TopKit
HYUNDAI ACCENT II (00-05)								
	1.3 i 12V 1.3 i 12V 1.3 i 12V 1.3 i 12V 1.5 CRDi 1.5 i 12V 1.5 i 16V 1.6 i 16V	55 61 62 63 60 66 75 77		01.00 01.00 08.02 01.00 04.02 01.00 09.00 10.02	09.05 09.05 09.05 09.05 09.05 09.05 09.05 09.05		13.0460-5872.2 605872	21012 15,0 +/WK/Zub AKE
	1.3 i 12V 1.3 i 12V 1.3 i 12V 1.3 i 12V 1.5 CRDi 1.5 i 12V 1.5 i 16V 1.6 i 16V	55 61 62 63 60 66 75 77		01.00 01.00 08.02 01.00 04.02 01.00 09.00 10.02	09.05 09.05 09.05 09.05 09.05 09.05 09.05 09.05		24.0119-0114.1 419114	241 19,0 17,0 V +B
	1.3 i 12V 1.3 i 12V 1.3 i 12V 1.5 CRDi 1.5 i 12V 1.5 i 16V	55 61 63 60 66 75		01.00 01.00 01.00 04.02 01.00 09.00	07.02 07.02 09.05 07.02 07.02 07.02		03.0137-0429.2 650429 03.0137-9276.2 669276	180 x 37 HEB Einbausatz
	1.3 i 12V 1.3 i 12V 1.3 i 12V 1.5 CRDi 1.5 i 12V	55 61 62 60 66		08.02 08.02 08.02 08.02 08.02	09.05 09.05 09.05 09.05 09.05		03.0137-0437.2 650437 03.0137-9270.2 669270	203 x 38 HEB Einbausatz

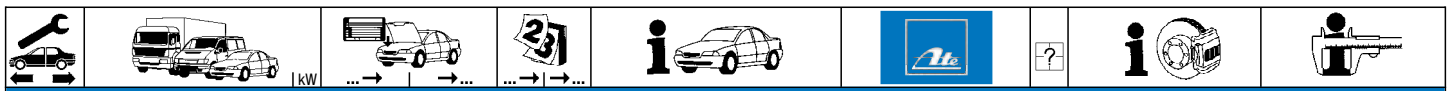
¹⁾ + 15" wheel / + ruota 15" / + roue 15" / + rueda 15"

									
HYUNDAI ACCENT II (00-05)									
	1.5 i 16V 1.6 i 16V	75 77		08.02 10.02	09.05 09.05		03.0137-0437.2 03.0137-9270.2	650437 669270	203 x 38 HEB Einbausatz
	1.3 i 12V 1.3 i 12V 1.3 i 12V 1.5 CRDi 1.5 i 12V 1.5 i 16V	55 61 63 60 66 75		01.00 01.00 01.00 04.02 01.00 09.00	07.02 07.02 09.05 07.02 07.02 07.02		24.0218-0008.1	480313	180/182 x 45
	1.3 i 12V 1.3 i 12V 1.3 i 12V 1.5 CRDi 1.5 i 12V 1.5 i 16V	55 61 63 60 66 75		01.00 01.00 01.00 04.02 01.00 09.00	07.02 07.02 09.05 07.02 07.02 07.02		03.0520-7419.3	697419	19,05/180x37 TopKit
	1.3 i 12V 1.3 i 12V 1.3 i 12V 1.5 CRDi 1.5 i 12V 1.5 i 16V	55 61 62 60 66 75		08.02 08.02 08.02 08.02 08.02 10.02	09.05 09.05 09.05 09.05 09.05 09.05		03.0520-4517.3	694517	17,78/203x38 TopKit
HYUNDAI ACCENT III (05-)									
	1.4 i 16V 1.5 CRDi 1.6 i 16V	71 81 82		10.05 10.05 10.05			13.0460-5779.2	605779	24317 17,6 +/WK/Zub
	1.4 i 16V 1.5 CRDi 1.6 i 16V	71 81 82		10.05 10.05 10.05			24.0122-0260.1	422260	256 22,0 20,0 V +B
	1.4 i 16V 1.5 CRDi 1.6 i 16V	71 81 82		10.05 10.05 10.05	+ ABS + ABS + ABS		13.0460-5780.2	605780	24320 15,3 +/WK/Zub
	1.4 i 16V 1.5 CRDi 1.6 i 16V	71 81 82		10.05 10.05 10.05	+ ABS + ABS + ABS		24.0110-0312.1	410312	262 10,0 8,4 +B
	1.4 i 16V 1.5 CRDi 1.6 i 16V	71 81 82		10.05 10.05 10.05	- ABS - ABS - ABS		03.0137-0495.2	650495	203 x 32 HEB
	1.4 i 16V 1.5 CRDi 1.6 i 16V	71 81 82		10.05 10.05 10.05	+ ABS + ABS + ABS		03.0137-3022.2	653022	170 x 32 HEB
HYUNDAI ATOS (98-08)									
	0.8 1.0 i 12V	38 40		04.99 02.98	07.03 01.01		13.0460-5803.2	605803	23238 16,0 +/WK
	1.0 i 12V 1.0 i 12V 1.1 i 12V 1.1 i 12V	40 43 43 46		02.01 02.01 08.03 03.04	03.02 07.03 05.05 02.08		13.0460-5829.2	605829	24277 16,0 +/WK/Zub
	0.8 1.0 i 12V	38 40		04.99 02.98	07.03 01.01		24.0111-0125.1	411125	230 11,0 8,4 +B
	1.0 i 12V 1.0 i 12V 1.1 i 12V 1.1 i 12V	40 43 43 46		02.01 02.01 08.03 03.04	03.02 07.03 05.05 02.08		24.0118-0138.1	418138	234 18,0 16,0 V +B
	0.8 1.0 i 12V 1.0 i 12V 1.1 i 12V 1.1 i 12V	38 40 43 43 46		04.99 02.98 03.01 08.03 03.04	07.03 03.02 07.03 05.05 02.08		03.0137-0386.2 03.0137-9277.2	650386 669277	180 x 30 HEB Einbausatz
	0.8 1.0 i 12V 1.0 i 12V	38 40 43		04.99 02.98 03.01	07.03 03.02 07.03		24.0218-0044.2	480174	ohne Sensorring ¹⁾
	0.8 1.0 i 12V 1.0 i 12V 1.1 i 12V 1.1 i 12V	38 40 43 43 46		04.99 02.98 03.01 08.03 03.04	07.03 03.02 07.03 05.05 02.08		03.0520-4617.3	694617	17,78/180x30 TopKit
HYUNDAI ATOS PRIME (99-08)									
	1.0 i 12V 1.0 i 12V 1.0 i 12V 1.1 i 12V 1.1 i 12V	40 40 43 43 46		08.99 02.01 08.01 06.03 09.05	01.01 07.02 12.05 01.07 08.08		13.0460-5803.2 13.0460-5829.2	605803 605829	23238 16,0 +/WK 24277 16,0 +/WK/Zub
	1.0 i 12V 1.0 i 12V 1.0 i 12V 1.1 i 12V 1.1 i 12V	40 40 43 43 46		08.99 02.01 08.01 06.03 09.05	01.01 07.02 12.05 01.07 08.08		24.0111-0125.1 24.0118-0138.1	411125 418138	230 11,0 8,4 +B 234 18,0 16,0 V +B

¹⁾ without sensor ring / senza sensori / sans secours ABS / sin anillo sensor ABS

								
HYUNDAI ATOS PRIME (99-08)								
	1.0 i 12V 1.0 i 12V 1.1 i 12V 1.1 i 12V	40 43 43 46		08.99 03.01 06.03 09.05	02.01 12.05 01.07 08.08	03.0137-0386.2 03.0137-9277.2	650386 669277	180 x 30 HEB Einbausatz
	1.0 i 12V 1.0 i 12V	40 43		08.99 03.01	02.01 07.01	24.0218-0044.2	480174	ohne Sensorring ¹⁾ 180/182 x 36
	1.0 i 12V 1.0 i 12V 1.1 i 12V 1.1 i 12V	40 43 43 46		08.99 03.01 06.03 09.05	02.01 12.05 01.07 08.08	03.0520-4617.3	694617	17,78/180x30 TopKit
HYUNDAI CENTENNIAL (01-)								
	3.5 i 24V 4.5 i 32V	155 195		03.02 10.01	- ⊖ - ⊖	13.0460-5622.2	605622	23726 16,5 +/WK/Zub MAN
HYUNDAI COUPE (RD) (96-02)								
	1.6 i 16V 1.6 i 16V 1.6 i 16V 2.0 i 16V 2.0 i 16V 2.0 i 16V	79 84 85 99 101 102		08.00 12.96 03.98 03.01 08.99 08.96	04.02 04.02 04.02 04.02 04.02 04.02	13.0460-5933.2	605933	21725 16,8 +/WK AKE
	1.6 i 16V 1.6 i 16V 2.0 i 16V	84 85 102		12.96 03.98 08.96	08.98 08.98 08.98	24.0122-0170.1 24.0322-0170.1	422170 522170	257 22,0 20,0 V 257 22,0 20,0 V PD
	1.6 i 16V 1.6 i 16V 1.6 i 16V 2.0 i 16V 2.0 i 16V 2.0 i 16V	79 84 85 99 101 102		08.00 09.98 09.98 03.01 08.99 09.98	04.02 04.02 04.02 04.02 04.02 04.02	24.0124-0706.1	424706	257 24,0 22,4 V
	1.6 i 16V 1.6 i 16V 1.6 i 16V 2.0 i 16V 2.0 i 16V 2.0 i 16V	79 84 85 99 101 102		08.00 12.96 03.98 03.01 08.99 08.96	04.02 + ABS 04.02 + ABS 04.02 + ABS 04.02 04.02 04.02	13.0460-5874.2	605874	21553 14,0 +/WK/Zub SUM
	1.6 i 16V 1.6 i 16V 1.6 i 16V 2.0 i 16V 2.0 i 16V 2.0 i 16V	79 84 85 99 101 102		08.00 12.96 03.98 03.01 08.99 08.96	04.02 + ABS 04.02 + ABS 04.02 + ABS 04.02 04.02 04.02	24.0110-0264.1	410264	258 10,0 8,0 +B
	1.6 i 16V 1.6 i 16V 1.6 i 16V	79 84 85		08.00 12.96 03.98	04.02 - ABS 04.02 - ABS 04.02 - ABS	03.0137-0369.2 03.0137-9270.2	650369 669270	203 x 39 HEB Einbausatz
	1.6 i 16V 1.6 i 16V 1.6 i 16V	79 84 85		08.00 12.96 03.98	04.02 - ABS 04.02 - ABS 04.02 - ABS	24.0220-3045.1	480191	203/204,5 x 45,5
HYUNDAI COUPE (GK) (02-09)								
	1.6 i 16V 1.6 i 16V 2.0 CCVT 2.0 i 16V 2.0 i 16V 2.7 i V6 2.7 i V6	77 79 105 100 102 121 123		03.02 03.02 02.03 08.01 03.02 01.07 03.02	08.09 08.09 08.09 08.09 08.09 08.09 08.09	13.0460-5873.2 13.0460-0139.2	605873 610139	23891 16,9 +/WK MAN Einbausatz MAN
	1.6 i 16V 1.6 i 16V 2.0 CCVT 2.0 i 16V 2.0 i 16V 2.7 i V6 2.7 i V6	77 79 105 100 102 121 123		03.02 03.02 02.03 08.01 03.02 01.07 03.02	08.09 08.09 08.09 08.09 08.09 08.09 08.09	24.0126-0128.1	426128	280 26,0 24,4 V L +B
	1.6 i 16V 1.6 i 16V 2.0 CCVT 2.0 i 16V 2.0 i 16V 2.7 i V6 2.7 i V6	77 79 105 100 102 121 123		03.02 03.02 02.03 08.01 03.02 01.07 03.02	08.09 08.09 08.09 08.09 08.09 08.09 08.09	13.0460-5874.2	605874	21553 14,0 +/WK/Zub SUM
	1.6 i 16V 1.6 i 16V 2.0 CCVT 2.0 i 16V 2.0 i 16V 2.7 i V6 2.7 i V6	77 79 105 100 102 121 123		03.02 03.02 02.03 08.01 03.02 01.07 03.02	08.09 08.09 08.09 08.09 08.09 08.09 08.09	24.0110-0298.1	410298	258 10,0 8,0

¹⁾ without sensor ring / senza sensori / sans secours ABS / sin anillo sensor ABS
























HYUNDAI ELANTRA (00-06)

	1.6 i 16V 1.6 i 16V 1.8 i 16V 1.8 i 16V 2.0 i 16V 2.0 i 16V	66 79 79 97 102 104		06.00 06.00 06.00 06.00 06.00 06.00	05.01 05.01 05.01 05.01 05.01 05.01		13.0460-5933.2	605933			21725 16,8 +/WK	AKE
	1.6 i 16V 1.6 i 16V 1.8 i 16V 1.8 i 16V 2.0 CRDi 2.0 i 16V 2.0 i 16V	66 79 79 97 83 102 104		06.01 06.01 06.01 06.01 04.01 06.01 06.01	07.03 07.03 07.03 07.03 07.03 07.03 07.03		13.0460-5875.2	605875			24031 17,0 +/WK	MAN
	1.6 i 16V 1.6 i 16V 1.6 i 16V 1.8 i 16V 1.8 i 16V 2.0 CRDi 2.0 i 16V 2.0 i 16V 2.0 i 16V	77 79 82 93 97 83 102 104 105		08.03 08.03 08.03 06.04 08.03 08.03 08.03 08.03 10.03	05.06 05.06 05.06 05.06 05.06 05.06 05.06 05.06 05.06		13.0460-5876.2	605876			24369 17,2 +/WK	MAN
	1.6 i 16V 1.6 i 16V 1.6 i 16V 1.6 i 16V 1.8 i 16V 1.8 i 16V 1.8 i 16V 2.0 CRDi 2.0 i 16V 2.0 i 16V 2.0 i 16V	66 77 79 82 79 93 97 83 102 104 105		06.00 08.03 06.00 08.03 06.00 06.04 06.00 04.01 06.00 06.00 10.03	07.03 05.06 07.03 05.06 05.06 05.06 05.06 06.03 05.06 05.06 05.06	- ABS - ABS	24.0124-0184.1	424184			257 24,0 22,1 V +B	
	1.6 i 16V 1.6 i 16V 2.0 CRDi	77 82 83		08.03 08.03 07.03	05.06 05.06 05.06	+ ABS + ABS	24.0126-0129.1	426129			280 26,0 24,4 V +B	
	1.6 i 16V 1.6 i 16V 1.6 i 16V 1.6 i 16V 1.8 i 16V 1.8 i 16V 1.8 i 16V 2.0 CRDi 2.0 i 16V 2.0 i 16V 2.0 i 16V	66 77 79 82 79 93 97 83 102 104 105		06.00 08.03 06.00 08.03 06.00 06.04 06.00 04.01 06.00 06.00 10.03	05.06 05.06 05.06 05.06 07.03 05.06 05.06 05.06 05.06 05.06 05.06		13.0460-5874.2	605874	+ ABS		21553 14,0 +/WK/Zub	SUM
	1.6 i 16V 1.6 i 16V 1.6 i 16V 1.6 i 16V 1.8 i 16V 1.8 i 16V 1.8 i 16V 2.0 CRDi 2.0 i 16V 2.0 i 16V 2.0 i 16V	66 77 79 82 79 93 97 83 102 104 105		06.00 08.03 06.00 08.03 06.00 06.04 06.00 04.01 06.00 06.00 10.03	05.06 05.06 05.06 05.06 07.03 05.06 05.06 05.06 05.06 05.06 05.06		24.0110-0264.1	410264	+ ABS		258 10,0 8,0 +B	
	1.6 i 16V 1.6 i 16V 1.8 i 16V 1.8 i 16V 2.0 CRDi 2.0 i 16V 2.0 i 16V	66 79 79 97 83 102 104		06.00 06.00 06.00 06.00 04.01 06.00 06.00	10.01 10.01 10.01 10.01 10.01 10.01 10.01		03.0137-0418.2 03.0137-9270.2	650418 669270	- ABS		203 x 38 HEB Einbausatz	
	1.6 i 16V 1.6 i 16V 1.8 i 16V 1.8 i 16V 2.0 CRDi 2.0 i 16V 2.0 i 16V	66 79 79 97 83 102 104		06.00 06.00 06.00 06.00 04.01 06.00 06.00	10.01 10.01 10.01 10.01 10.01 10.01 10.01		24.0220-3045.1	480191	- ABS		203/204,5 x 45,5	

HYUNDAI ELANTRA (06-11)

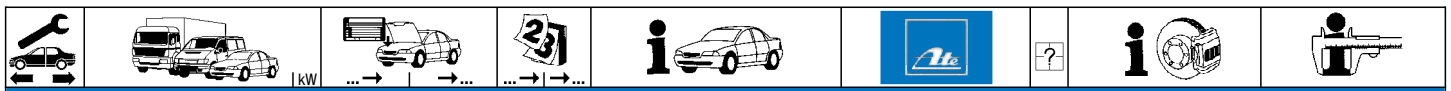
	1.6 CRDi 1.6 i 16V 2.0 CVVT	85 90 105		06.06 06.06 06.06	06.11 06.11 06.11		13.0460-5873.2 13.0460-0139.2	605873 610139			23891 16,9 +/WK Einbausatz	MAN MAN
	1.6 CRDi 1.6 i 16V 2.0 CVVT	85 90 105		06.06 06.06 06.06	06.11 06.11 06.11		24.0126-0157.1	426157			275 26,0 24,0 V +B	
	1.6 CRDi 1.6 i 16V 2.0 CVVT	85 90 105		06.06 06.06 06.06	06.11 06.11 06.11	+ ABS + ABS + ABS	13.0460-5833.2	605833			23543 14,4 +/WK/Zub	AKE



								
HYUNDAI ELANTRA (06-11)								
	1.6 CRDi 1.6 i 16V 2.0 CVT	85 90 105	06.06 06.06 06.06	06.11 + ABS 06.11 + ABS 06.11 + ABS	24.0110-0338.1	410338		262 10,0 8,4 +B
HYUNDAI ELANTRA (11-)								
	1.6 16V 1.6 16V 1.8 16V 1.8 16V Flex	96 97 110 118	06.11 06.11 06.11 02.11		13.0460-5645.2	605645		25692 17,2 +/WK/Zub
	1.6 16V 1.6 16V 1.8 16V 1.8 16V Flex	96 97 110 118	06.11 06.11 06.11 02.11		24.0110-0368.1	410368		262 10,0 8,4 +B
HYUNDAI GALLOPER (98-03)								
	2.5 Tci D 2.5 TD 2.5 TD Intercooler 2.6 TD Allrad 3.0 i V6	77 65 73 63 104	08.98 08.98 08.98 08.98 08.98	12.03 12.03 12.03 06.03 12.03	13.0460-5885.2	605885		23518 17,0 +/WK/Zub SUM
	2.5 Tci D 2.5 TD 2.5 TD Intercooler 2.6 TD Allrad 3.0 i V6	77 65 73 63 104	08.98 08.98 08.98 08.98 08.98	12.03 - ABS 12.03 - ABS 12.03 - ABS 06.03 - ABS 12.03 - ABS	24.0122-0175.1	422175		277 22,0 20,4 V
	2.5 Tci D 2.5 TD 2.5 TD Intercooler 2.6 TD Allrad 3.0 i V6	77 65 73 63 104	08.98 08.98 08.98 08.98 08.98	12.03 + ABS 12.03 + ABS 12.03 + ABS 06.03 + ABS 12.03 + ABS	24.0122-0237.1	422237		277 22,0 20,4 V +B
HYUNDAI GETZ (02-09)								
	1.1 i 12V 1.1 i 12V 1.3 i 12V 1.3 i 12V 1.4 i 16V 1.5 CRDi 1.5 CRDi 1.5 CRDi GLS 1.5 CRDi GLS 1.5 i GL 1.6 i 16V 1.6 i 16V	46 49 60 63 71 60 65 75 81 73 77 78	09.02 08.05 09.02 09.03 08.05 03.03 08.05 07.04 08.05 08.02 09.02 08.05	07.05 02.09 04.05 04.05 02.09 04.05 02.09 07.05 02.09 07.05 07.05 02.09	13.0460-5872.2	605872		21012 15,0 +/WK/Zub AKE
	1.1 i 12V 1.1 i 12V 1.3 i 12V 1.3 i 12V 1.4 i 16V 1.5 CRDi 1.5 CRDi GLS 1.5 CRDi GLS 1.5 i GL 1.6 i 16V 1.6 i 16V	46 49 60 63 71 60 75 81 73 77 78	09.02 08.05 09.02 09.03 08.05 03.03 08.05 07.04 08.05 08.02 09.02 08.05	07.05 02.09 04.05 04.05 02.09 04.05 02.09 07.05 02.09 07.05 07.05 02.09	24.0119-0115.1	419115	+ 13" Rad ¹⁾	241 19,0 17,0 V +B
	1.1 i 12V 1.1 i 12V 1.3 i 12V 1.3 i 12V 1.4 i 16V 1.5 CRDi 1.5 CRDi 1.5 CRDi GLS 1.5 CRDi GLS 1.6 i 16V 1.6 i 16V	46 49 60 63 71 60 65 75 81 77 78	09.02 08.05 09.02 09.03 08.05 03.03 08.05 07.04 08.05 09.02 08.05	07.05 02.09 04.05 04.05 02.09 04.05 02.09 07.05 02.09 07.05 02.09	24.0119-0116.1	419116	+ 14" Rad ²⁾	256 19,0 17,0 V +B
	1.5 CRDi 1.5 CRDi 1.5 CRDi GLS 1.5 CRDi GLS 1.6 i 16V 1.6 i 16V	60 65 75 81 77 78	03.03 08.05 07.04 08.05 09.02 08.05	04.05 + ABS 02.09 + ABS 07.05 + ABS 02.09 + ABS 07.05 + ABS 02.09 + ABS	13.0460-5833.2	605833		23543 14,4 +/WK/Zub AKE
	1.5 CRDi 1.5 CRDi 1.5 CRDi GLS 1.5 CRDi GLS 1.6 i 16V 1.6 i 16V	60 65 75 81 77 78	03.03 08.05 07.04 08.05 09.02 08.05	04.05 + ABS 02.09 + ABS 07.05 + ABS 02.09 + ABS 07.05 + ABS 02.09 + ABS	24.0110-0312.1	410312		262 10,0 8,4 +B
	1.1 i 12V 1.1 i 12V 1.3 i 12V 1.3 i 12V 1.4 i 16V 1.5 CRDi 1.5 CRDi 1.5 CRDi GLS 1.5 CRDi GLS	46 49 60 63 71 60 65 75	09.02 08.05 09.02 09.03 08.05 03.03 08.05 07.04	07.05 - ABS 02.09 - ABS 04.05 - ABS 04.05 - ABS 02.09 - ABS 04.05 - ABS 02.09 - ABS 07.05 - ABS	03.0137-9292.2	669292		Einbausatz

¹⁾ + 13" wheel / + ruota 13" / + roue 13" / + rueda 13"

²⁾ + 14" wheel / + ruota 14" / + roue 14" / + rueda 14"



HYUNDAI GETZ (02-09)

	1.5 CRDi GLS	81		08.05	02.09	- ABS	03.0137-9292.2	669292		Einbausatz				
	1.5 i GL	73		08.02	07.05	- ⊕ / - ABS								
	1.6 i 16V	77		09.02	07.05	- ABS								
	1.6 i 16V	78		08.05	02.09	- ABS								
	1.1 i 12V	46		09.02	07.05	+ ABS					03.0137-0456.2	650456		203 x 32 HEB
	1.1 i 12V	49		08.05	02.09	+ ABS								
	1.3 i 12V	60		09.02	04.05	+ ABS								
	1.3 i 12V	63		09.03	04.05	+ ABS								
	1.4 i 16V	71		08.05	02.09	+ ABS								
	1.5 CRDi	60		03.03	04.05	+ ABS								
1.5 CRDi	65		08.05	02.09	+ ABS									
1.5 i GL	73		08.02	07.05	- ⊕ / + ABS									
1.6 i 16V	77		09.02	07.05	+ ABS									
1.6 i 16V	78		08.05	02.09	+ ABS									
	1.1 i 12V	46		09.02	07.05	+ ABS	24.0220-3038.1	480315		203/205,2 x 38,5				
	1.1 i 12V	49		08.05	02.09	+ ABS								
	1.3 i 12V	60		09.02	04.05	+ ABS								
	1.3 i 12V	63		09.03	04.05	+ ABS								
	1.4 i 16V	71		08.05	02.09	+ ABS								
	1.5 CRDi	60		03.03	04.05	+ ABS								
	1.5 CRDi	65		08.05	02.09	+ ABS								
	1.5 i GL	73		08.02	07.05	- ⊕ / + ABS								
	1.6 i 16V	77		09.02	07.05	+ ABS								
	1.6 i 16V	78		08.05	02.09	+ ABS								
	1.5 CRDi	60		03.03	04.05		03.0137-3024.2	653024		170 x 32 HEB				
	1.5 CRDi	65		08.05	02.09									
	1.5 CRDi GLS	75		07.04	07.05									
	1.5 CRDi GLS	81		08.05	02.09									
	1.6 i 16V	77		09.02	07.05									
	1.6 i 16V	78		08.05	02.09									

HYUNDAI GRANDEUR (99-05)
























	2.5 i V6	120		06.99	05.05		13.0460-5833.2	605833		23543 14,4 +/WK/Zub AKE
	3.0 i V6	138		09.99	10.02					
	3.0 i V6	153		10.01	05.05					
	3.5 i V6	145		10.02	05.05					
	2.5 i V6	120		06.99	05.05		24.0110-0318.1	410318		262 10,0 8,4 +B
	3.0 i V6	138		09.99	10.02					
	3.0 i V6	153		10.01	05.05					
	3.5 i V6	145		10.02	05.05					

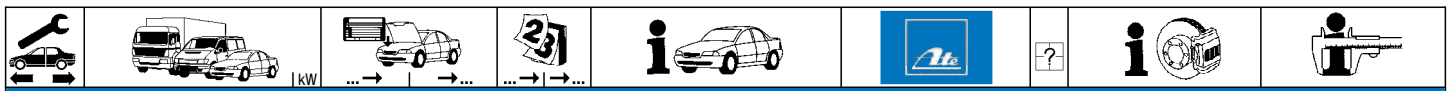
HYUNDAI GRANDEUR (05-10)

	2.2 CRDi	110		06.06	12.10		13.0460-5639.2	605639		24618 17,5 +/WK
	2.2 CRDi	114		06.06	12.10					
	2.7 i V6	141		06.06	12.10					
	3.3 i V6	173		04.05	12.10					
	2.2 CRDi	110		06.06	12.10		13.0460-5833.2	605833		23543 14,4 +/WK/Zub AKE
	2.2 CRDi	114		06.06	12.10					
	2.7 i V6	141		06.06	12.10					
	3.3 i V6	173		04.05	12.10					
	2.2 CRDi	110		06.06	12.10		24.0110-0336.1	410336		284 10,0 8,4 +B
	2.2 CRDi	114		06.06	12.10					
	2.7 i V6	141		06.06	12.10					
	3.3 i V6	173		04.05	12.10					

HYUNDAI H-1 KASTEN (00-07)

	2.4	82		03.00	04.04		13.0460-5792.2	605792		23536 17,6 +/WK/Zub
	2.4	107		11.01	10.02					
	2.5 TDiC	59		03.00	09.00					
	2.5 TDiC	73		03.00	12.01					
	2.4	107		11.02	04.04		13.0460-5832.2	605832		23569 16,5 +/WK/Zub
	2.5 CRDi	81		07.01	04.04					
	2.5 CRDi	103		08.03	04.04					
	2.5 TDiC	73		01.02	04.04					
	2.6 CRDi	79		08.05	12.07					
	2.4	82		03.00	04.04					
2.5 TDiC	59		03.00	09.00						
2.5 TDiC	73		03.00	10.02						
	2.4	107		11.01	10.02		24.0124-0243.1	424243		255 24,0 22,4 V L +B
	2.5 TDiC	73		11.02	04.04					
	2.4	107		11.02	04.04		24.0126-0169.1	426169		274 26,0 24,4 V +B
	2.5 CRDi	81		07.01	04.04					
2.5 CRDi	103		08.03	04.04						
	2.4	82		03.00	04.04		03.0137-0488.2	650488		270 x 53 HEB
	2.4	107		11.01	04.04	- ABS				
	2.5 CRDi	81		07.01	04.04	- ABS				
	2.5 CRDi	103		08.03	04.04	- ABS				
	2.5 TDiC	59		03.00	09.00					
	2.5 TDiC	73		03.00	04.04					
	2.6 CRDi	79		08.05	12.07	- ABS				








									
HYUNDAI H-1 KASTEN (08-)									
	2.5 CRDi	81		02.08			13.0460-5799.2	605799	24597 17,6 +WK/Zub
	2.5 CRDi	85		08.11					
	2.5 CRDi	100		08.09					
	2.5 CRDi	120		02.08					
	2.5 CRDi	125		02.08					
HYUNDAI H-1 STAREX (97-07)									
	2.4	82		06.97	04.04		13.0460-5792.2	605792	23536 17,6 +WK/Zub
	2.4	101		02.03	04.04				
	2.4 4WD	82		02.98	04.04				
	2.5 CRDi	103		12.02	04.04				
	2.5 CRDi 4WD	103		12.02	04.04				
	2.5 TCi	73		06.00	04.04				
	2.5 TDiC	59		06.97	04.04				
	2.5 TDiC	74		05.04	12.07				
	2.5 TDiC 4WD	59		02.98	04.04				
	2.6 TDiC	63		10.97	04.04				
	2.4	82		06.97	04.04		24.0124-0220.1	424220	254 24,0 22,4 V
	2.4	101		02.03	04.04				
	2.5 CRDi	103		12.02	04.04				
	2.5 TCi	73		06.00	04.04				
	2.5 TDiC	59		06.97	04.04				
	2.5 TDiC	74		05.04	12.07				
	2.6 TDiC	63		10.97	04.04				
	2.4	82		06.97	04.04		03.0137-0488.2	650488	270 x 53 HEB
	2.4	101		02.03	04.04				
	2.4 4WD	82		02.98	04.04				
	2.5 CRDi	103		12.02	04.04				
	2.5 CRDi 4WD	103		12.02	04.04				
	2.5 TCi	73		06.00	04.04				
	2.5 TDiC	59		06.97	04.04				
	2.5 TDiC	74		05.04	12.07				
	2.5 TDiC 4WD	59		02.98	04.04				
	2.6 TDiC	63		10.97	04.04				
HYUNDAI H-1 STAREX (07-)									
	2.5 CRDi	125		09.07			13.0460-5799.2	605799	24597 17,6 +WK/Zub
	2.5 CRDi	125		09.07			24.0126-0169.1	426169	274 26,0 24,4 V +B
HYUNDAI H 100 (93-00)									
	2.4	84		01.97	03.00		13.0460-5718.2	605718	23081 18,0 +WK LUC
	2.4	90		07.93	03.00				
	2.5 D	55		07.93	11.94				
	2.5 D	57		12.94	03.00				
	2.5 TD	59		07.93	03.00				
	2.4	84		01.97	03.00		24.0120-0166.1	420166	253 20,0 18,4 V
	2.4	90		07.93	03.00				
	2.5 D	55		07.93	11.94				
	2.5 D	57		12.94	03.00				
	2.5 TD	59		07.93	03.00				
	2.4	84		01.97	03.00		03.0137-0036.2	650036	254 x 57 LUC
	2.4	90		07.93	03.00				
	2.5 D	55		07.93	11.94				
	2.5 D	57		12.94	03.00				
	2.5 TD	59		07.93	03.00				
HYUNDAI HIGHWAY VAN (00-04)									
	2.0 CRDi	83		04.01	03.04		13.0460-5832.2	605832	23569 16,5 +WK/Zub
	2.0 CVVT	103		11.03	03.04				
	2.0 i 16V	100		03.00	03.04				
	2.7 i V6	125		03.00	03.04				
	2.0 CRDi	83		04.01	03.04		24.0126-0126.1	426126	276 26,0 24,0 V +B
	2.0 CVVT	103		11.03	03.04				
	2.0 i 16V	100		03.00	03.04				
	2.7 i V6	125		03.00	03.04				
	2.0 CRDi	83		04.01	03.04		13.0460-5833.2	605833	23543 14,4 +WK/Zub AKE
	2.0 CVVT	103		11.03	03.04				
	2.0 i 16V	100		03.00	03.04				
	2.7 i V6	125		03.00	03.04				
	2.0 CRDi	83		04.01	03.04		24.0110-0286.1	410286	284 10,0 8,4 +B
	2.0 CVVT	103		11.03	03.04				
	2.0 i 16V	100		03.00	03.04				
	2.7 i V6	125		03.00	03.04				
HYUNDAI i10 (08-)									
	1.0 12V	51		01.11			13.0460-5776.2	605776	24275 16,5 +WK/Zub
	1.1 12V	48		01.08					
	1.1 12V	49		01.08					
	1.1 12V	51		04.11					
	1.1 CRDi	55		01.08					
	1.1 LPG	51		04.11					
	1.2 12V	57		11.08					
↓									
























HYUNDAI i10 (08-)							
	1.2 16V 1.2 16V	59 63		01.08 04.11		13.0460-5776.2 605776	24275 16,5 +/WK/Zub
	1.0 12V 1.1 12V 1.1 12V 1.1 12V 1.1 LPG 1.2 12V 1.2 16V 1.2 16V	51 48 49 51 51 57 59 63		01.11 01.08 01.08 04.11 04.11 11.08 01.08 04.11		24.0118-0145.1 418145	241 18,0 16,0 V +B
	1.1 CRDi	55		01.08		24.0118-0144.1 418144	252 18,0 16,0 V +B
	1.0 12V 1.1 12V 1.1 12V 1.1 12V 1.1 CRDi 1.1 LPG 1.2 12V 1.2 16V 1.2 16V	51 48 49 51 55 51 57 59 63		01.11 01.08 01.08 04.11 01.08 04.11 11.08 01.08 04.11		13.0460-5775.2 605775	24276 14,8 +/WK/Zub
	1.0 12V 1.1 12V 1.1 12V 1.1 12V 1.1 CRDi 1.1 LPG 1.2 12V 1.2 16V 1.2 16V	51 48 49 51 55 51 57 59 63		01.11 01.08 01.08 04.11 01.08 04.11 11.08 01.08 04.11		24.0110-0324.1 410324	234 10,0 8,0 +B

HYUNDAI i20 (08-)							
	1.2 16V 1.2 16V 1.2 16V	57 59 63		09.08 09.08 03.12	- ESP - ESP - ESP	13.0460-5776.2 605776	24275 16,5 +/WK/Zub
	1.1 CRDi 1.2 16V 1.2 16V 1.2 16V 1.4 16V 1.4 CRDi 1.4 CRDi 1.6 16V 1.6 16V 1.6 CRDi 1.6 CRDi	55 57 59 63 74 55 66 91 93 85 94		03.12 09.08 09.08 03.12 09.08 08.09 09.08 12.08 09.08 09.08 01.09	+ ESP + ESP + ESP	13.0460-5779.2 605779	24317 17,6 +/WK/Zub
	1.2 16V 1.2 16V 1.2 16V	57 59 63		09.08 09.08 03.12	- ESP - ESP - ESP	24.0118-0151.1 418151	256 18,0 16,0 V +B
	1.1 CRDi 1.2 16V 1.2 16V 1.2 16V 1.4 16V 1.4 CRDi 1.4 CRDi 1.6 16V 1.6 16V 1.6 CRDi 1.6 CRDi	55 57 59 63 74 55 66 91 93 85 94		03.12 09.08 09.08 03.12 09.08 08.09 09.08 12.08 09.08 09.08 01.09	+ ESP + ESP + ESP	24.0122-0260.1 422260	256 22,0 20,0 V +B
	1.1 CRDi 1.2 16V 1.2 16V 1.2 16V 1.4 16V 1.4 CRDi 1.4 CRDi 1.6 16V 1.6 16V 1.6 CRDi 1.6 CRDi	55 57 59 63 74 55 66 91 93 85 94		03.12 09.08 09.08 03.12 09.08 08.09 09.08 12.08 09.08 09.08 01.09	+ ESP + ESP + ESP	13.0460-5780.2 605780	24320 15,3 +/WK/Zub
	1.1 CRDi 1.2 16V 1.2 16V 1.2 16V 1.4 16V 1.4 CRDi 1.4 CRDi 1.6 16V 1.6 16V 1.6 CRDi 1.6 CRDi	55 57 59 63 74 55 66 91 93 85 94		03.12 09.08 09.08 03.12 09.08 08.09 09.08 12.08 09.08 09.08 01.09	+ ESP + ESP + ESP	24.0110-0312.1 410312	262 10,0 8,4 +B




















HYUNDAI i20 (08-)		HYUNDAI i30 (07-11)		HYUNDAI i30 (11-)		HYUNDAI i30 CW Kombi (08-12)		
	1.1 CRDi	55	03.12		+ ESP	03.0137-3026.2	653026	167 x 32 HEB
	1.2 16V	57	09.08		+ ESP			
	1.2 16V	59	09.08		+ ESP			
	1.2 16V	63	03.12		+ ESP			
	1.4 16V	74	09.08		+ ESP			
	1.4 CRDi	55	08.09		+ ESP			
	1.4 CRDi	66	09.08		+ ESP			
	1.6 16V	91	12.08		+ ESP			
	1.6 16V	93	09.08		+ ESP			
	1.6 CRDi	85	09.08		+ ESP			
	1.6 CRDi	94	01.09		+ ESP			
	1.4 16V	77	10.07	10.11		13.0460-5742.2	605742	23966 17,7 +WK
	1.4 16V	80	10.07	10.11				
	1.6 16V	85	10.07	10.11				
	1.6 16V	88	01.10	10.11				
	1.6 16V	90	10.07	10.11				
	1.6 16V	93	02.08	10.11				
	1.6 CRDi	66	10.07	10.11				
	1.6 CRDi	85	10.07	10.11				
	1.6 CRDi	94	02.08	10.11				
	2.0 16V	100	01.10	10.11				
	2.0 16V	105	10.07	10.11				
	2.0 CRDi	100	02.08	10.11				
	2.0 CRDi	103	10.07	10.11				
	1.4 16V	77	10.07	10.11		24.0126-0150.1	426150	280 26,0 24,4 V L +B
	1.4 16V	80	10.07	10.11				
	1.6 CRDi	66	10.07	10.11				
	1.6 16V	85	10.07	10.11		24.0128-0234.1	428234	300 28,0 26,4 V +B
	1.6 16V	88	01.10	10.11				
	1.6 16V	90	10.07	10.11				
	1.6 16V	93	02.08	10.11				
	1.6 CRDi	85	10.07	10.11				
	1.6 CRDi	94	02.08	10.11				
	2.0 16V	100	01.10	10.11				
	2.0 16V	105	10.07	10.11				
	2.0 CRDi	100	02.08	10.11				
	2.0 CRDi	103	10.07	10.11				
	1.4 16V	77	10.07	10.11		13.0460-5780.2	605780	24320 15,3 +WK/Zub
	1.4 16V	80	10.07	10.11				
	1.6 16V	85	10.07	10.11				
	1.6 16V	88	01.10	10.11				
	1.6 16V	90	10.07	10.11				
	1.6 16V	93	02.08	10.11				
	1.6 CRDi	66	10.07	10.11				
	1.6 CRDi	85	10.07	10.11				
	1.6 CRDi	94	02.08	10.11				
	2.0 16V	100	01.10	10.11				
	2.0 16V	105	10.07	10.11				
	2.0 CRDi	100	02.08	10.11				
	2.0 CRDi	103	10.07	10.11				
	1.4 16V	77	10.07	10.11		24.0110-0332.1	410332	262 10,0 8,0 +B
	1.4 16V	80	10.07	10.11				
	1.6 16V	85	10.07	10.11				
	1.6 16V	88	01.10	10.11				
	1.6 16V	90	10.07	10.11				
	1.6 16V	93	02.08	10.11				
	1.6 CRDi	66	10.07	10.11				
	1.6 CRDi	85	10.07	10.11				
	1.6 CRDi	94	02.08	10.11				
	2.0 16V	100	01.10	10.11				
	2.0 16V	105	10.07	10.11				
	2.0 CRDi	100	02.08	10.11				
	2.0 CRDi	103	10.07	10.11				
	1.4 16V	73	11.11		+ 16" Rad ¹⁾	24.0128-0234.1	428234	300 28,0 26,4 V +B
	1.4 CRDi	66	11.11		+ 16" Rad ¹⁾			
	1.6 16V	88	01.12		+ 16" Rad ¹⁾			
	1.6 CRDi	81	06.12		+ 16" Rad ¹⁾			
	1.6 CRDi	94	11.11		+ 16" Rad ¹⁾			
	1.6 GDI	95	11.11		+ 16" Rad ¹⁾			
	1.6 GDI	99	11.11		+ 16" Rad ¹⁾			
	1.4 16V	77	02.08	06.12		13.0460-5742.2	605742	23966 17,7 +WK
	1.4 16V	80	11.09	06.12				
	1.6 16V	85	02.08	06.12				
	1.6 16V	88	01.10	06.12				
	1.6 16V	90	02.08	06.12				
	1.6 16V	93	02.08	06.12				
	1.6 CRDi	66	02.08	06.12				
	1.6 CRDi	85	02.08	06.12				
	1.6 CRDi	94	02.08	06.12				
	2.0 16V	100	01.10	06.12				
	2.0 16V	105	02.08	06.12				

























¹⁾ + 16" wheel / + ruota 16" / + roue 16" / + rueda 16"





















								
HYUNDAI i30 CW Kombi (08-12)								
	2.0 CRDi 2.0 CRDi	100 103		01.10 02.08	06.12 06.12		13.0460-5742.2 605742	23966 17,7 +/WK
	1.4 16V 1.4 16V 1.6 CRDi	77 80 66		02.08 11.09 02.08	06.12 06.12 06.12		24.0126-0150.1 426150	280 26,0 24,4 V L +B
	1.6 16V 1.6 16V 1.6 16V 1.6 CRDi 1.6 CRDi 2.0 16V 2.0 16V 2.0 CRDi 2.0 CRDi	85 88 90 93 85 94 100 105 100 103		02.08 01.10 02.08 02.08 02.08 01.10 02.08 01.10 02.08	06.12 06.12 06.12 06.12 06.12 06.12 06.12 06.12 06.12		24.0128-0234.1 428234	300 28,0 26,4 V +B
	1.4 16V 1.4 16V 1.6 16V 1.6 16V 1.6 16V 1.6 CRDi 1.6 CRDi 1.6 CRDi 2.0 16V 2.0 16V 2.0 CRDi 2.0 CRDi	77 80 85 88 90 93 66 85 94 100 105 100 103		02.08 11.09 02.08 01.10 02.08 02.08 02.08 02.08 01.10 02.08 01.10 02.08	06.12 06.12 06.12 06.12 06.12 06.12 06.12 06.12 06.12 06.12 06.12 06.12		13.0460-5780.2 605780	24320 15,3 +/WK/Zub
	1.4 16V 1.4 16V 1.6 16V 1.6 16V 1.6 16V 1.6 CRDi 1.6 CRDi 1.6 CRDi 2.0 16V 2.0 16V 2.0 CRDi 2.0 CRDi	77 80 85 88 90 93 66 85 94 100 105 100 103		02.08 11.09 02.08 01.10 02.08 02.08 02.08 02.08 01.10 02.08 01.10 02.08	06.12 06.12 06.12 06.12 06.12 06.12 06.12 06.12 06.12 06.12 06.12 06.12		24.0110-0332.1 410332	262 10,0 8,0 +B
HYUNDAI i30 CW Kombi (12-)								
	1.4 16V 1.4 CRDi 1.6 CRDi 1.6 CRDi 1.6 GDI 1.6 GDI 1.6 GDI	73 66 81 94 88 95 99		06.12 06.12 06.12 06.12 06.12 06.12 06.12	+ 16" Rad ¹⁾ + 16" Rad ¹⁾ + 16" Rad ¹⁾ + 16" Rad ¹⁾ + 16" Rad ¹⁾ + 16" Rad ¹⁾ + 16" Rad ¹⁾		24.0128-0234.1 428234	300 28,0 26,4 V +B
HYUNDAI i40 (12-)								
	1.6 16V 1.7 CRDi 1.7 CRDi 2.0 16V 2.0 CVVT	99 85 100 130 110		03.12 03.12 03.12 03.12 10.12	+ 16" Rad ¹⁾ + 16" Rad ¹⁾ + 16" Rad ¹⁾ + 16" Rad ¹⁾ + 16" Rad ¹⁾		24.0128-0256.1 428256	300 28,0 26,4 V L +B
	1.6 16V 1.7 CRDi 1.7 CRDi 2.0 16V 2.0 CVVT	99 85 100 130 110		03.12 03.12 03.12 03.12 10.12	+ 17"/18" Rad ²⁾ + 17"/18" Rad ²⁾ + 17"/18" Rad ²⁾ + 17"/18" Rad ²⁾ + 17"/18" Rad ²⁾		24.0128-0258.1 428258	320 28,1 26,4 V L +B
	1.6 16V 1.7 CRDi 1.7 CRDi 2.0 16V 2.0 CVVT	99 85 100 130 110		03.12 03.12 03.12 03.12 10.12	+ 16" Rad ¹⁾ + 16" Rad ¹⁾ + 16" Rad ¹⁾ + 16" Rad ¹⁾ + 16" Rad ¹⁾		24.0110-0370.1 410370	284 10,0 8,4 +B
HYUNDAI i40 CW Kombi (11-)								
	1.6 16V 1.7 CRDi 1.7 CRDi 2.0 16V 2.0 CVVT	99 85 100 130 110		06.11 06.11 06.11 06.11 10.12	+ 16" Rad ¹⁾ + 16" Rad ¹⁾ + 16" Rad ¹⁾ + 16" Rad ¹⁾ + 16" Rad ¹⁾		24.0128-0256.1 428256	300 28,0 26,4 V L +B
	1.6 16V 1.7 CRDi 1.7 CRDi 2.0 16V 2.0 CVVT	99 85 100 130 110		06.11 06.11 06.11 06.11 10.12	+ 17"/18" Rad ²⁾ + 17"/18" Rad ²⁾ + 17"/18" Rad ²⁾ + 17"/18" Rad ²⁾ + 17"/18" Rad ²⁾		24.0128-0258.1 428258	320 28,1 26,4 V L +B
	1.6 16V 1.7 CRDi 1.7 CRDi 2.0 16V 2.0 CVVT	99 85 100 130 110		06.11 06.11 06.11 06.11 10.12	+ 16" Rad ¹⁾ + 16" Rad ¹⁾ + 16" Rad ¹⁾ + 16" Rad ¹⁾ + 16" Rad ¹⁾		24.0110-0370.1 410370	284 10,0 8,4 +B

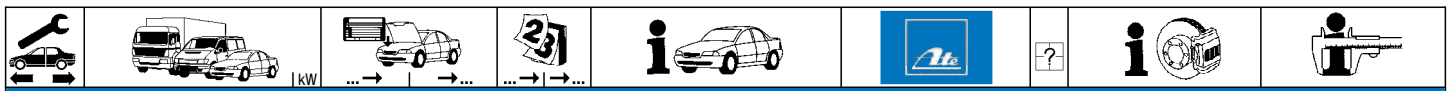
¹⁾ + 16" wheel / + ruota 16" / + roue 16" / + rueda 16"

²⁾ + 17"/18" wheel / + ruota 17"/18" / + roue 17"/18" / + rueda 17"/18"






								
HYUNDAI iX20 (10-)								
	1.4 16V	66	11.10		24.0126-0150.1	426150		280 26,0 24,4 V L +B
	1.4 16V	74	11.10					
	1.4 CRDi	57	06.11					
	1.4 CRDi	66	11.10					
	1.6 16V	92	11.10					
	1.6 CRDi	85	06.11					
	1.6 CRDi	94	06.11					
	1.4 16V	66	11.10		24.0110-0357.1	410357		258 10,0 8,0 +B
	1.4 16V	74	11.10					
	1.4 CRDi	57	06.11					
	1.4 CRDi	66	11.10					
	1.6 16V	92	11.10					
	1.6 CRDi	85	06.11					
	1.6 CRDi	94	06.11					
HYUNDAI iX35 (10-)								
	1.6 16V	99	11.10		13.0460-5600.2	605600		24501 16,7 +WK SUM
	1.7 CRDi	85	11.10					
	2.0 16V	110	04.10					
	2.0 16V	120	04.10					
	2.0 16V	122	04.10					
	2.0 16V Allrad	110	04.10					
	2.0 16V Allrad	120	04.10					
	2.0 CRDi	100	04.10					
	2.0 CRDi	130	01.12					
	2.0 CRDi	135	04.10					
	2.0 CRDi Allrad	100	04.10					
	2.0 CRDi Allrad	130	01.12					
	2.0 CRDi Allrad	135	04.10					
	1.6 16V	99	11.10		24.0128-0256.1	428256		300 28,0 26,4 V L +B
	1.7 CRDi	85	11.10					
	2.0 16V	110	04.10					
	2.0 16V	120	04.10					
	2.0 16V	122	04.10					
	2.0 16V Allrad	110	04.10					
	2.0 16V Allrad	120	04.10					
	2.0 CRDi	100	04.10					
	2.0 CRDi	130	01.12					
	2.0 CRDi	135	04.10					
	2.0 CRDi Allrad	100	04.10					
	2.0 CRDi Allrad	130	01.12					
	2.0 CRDi Allrad	135	04.10					
	1.6 16V	99	11.10		13.0460-5780.2	605780		24320 15,3 +WK/Zub
	1.7 CRDi	85	11.10					
	2.0 16V	110	04.10					
	2.0 16V	120	04.10					
	2.0 16V	122	04.10					
	2.0 16V Allrad	110	04.10					
	2.0 16V Allrad	120	04.10					
	2.0 CRDi	100	04.10					
	2.0 CRDi	130	01.12					
	2.0 CRDi	135	04.10					
	2.0 CRDi Allrad	100	04.10					
	2.0 CRDi Allrad	130	01.12					
	2.0 CRDi Allrad	135	04.10					
	1.6 16V	99	11.10		24.0110-0332.1	410332		262 10,0 8,0 +B
	1.7 CRDi	85	11.10					
	2.0 16V	110	04.10					
	2.0 16V	120	04.10					
	2.0 16V	122	04.10					
	2.0 CRDi	100	04.10					
	2.0 CRDi	130	01.12					
	2.0 CRDi	135	04.10					
	2.0 16V Allrad	110	04.10		24.0110-0286.1	410286		284 10,0 8,4 +B
	2.0 16V Allrad	120	04.10					
	2.0 CRDi Allrad	100	04.10					
	2.0 CRDi Allrad	130	01.12					
	2.0 CRDi Allrad	135	04.10					
	1.6 16V	99	11.10		03.0137-3029.2	653029		167 x 26
	1.7 CRDi	85	11.10					
	2.0 16V	110	04.10					
	2.0 16V	120	04.10					
	2.0 16V	122	04.10					
	2.0 CRDi	100	04.10					
	2.0 CRDi	130	01.12					
	2.0 CRDi	135	04.10					
HYUNDAI iX55 (08-)								
	3.0 V6 CRDi	176	09.08		24.0132-0169.1	432169		321 32,0 30,0 V L +B
	3.0 V6 CRDi	184	09.11					
	3.8 V6	194	01.11					
	3.8 V6 AWD	191	01.08					
	3.8 V6 AWD	194	01.11					
	3.8 V6 AWD	199	01.08					

        														
HYUNDAI iX55 (08-)														
	3.0 V6 CRDi	176		09.08				13.0460-5636.2	605636				24599 14,9 +/WK/Zub	MAN
	3.0 V6 CRDi	184		09.11										
	3.8 V6	194		01.11										
	3.8 V6 AWD	191		01.08										
	3.8 V6 AWD	194		01.11										
	3.8 V6 AWD	199		01.08										
HYUNDAI i800 Bus (07-)														
	2.5 CRDi	125		09.07				13.0460-5832.2	605832				23569 16,5 +/WK/Zub	
	2.5 CRDi	125		09.07				24.0126-0169.1	426169				274 26,0 24,4 V +B	
HYUNDAI LANTRA/ELANTRA (90-95)														
	1.5			12.90	04.95			13.0460-5936.2	605936				21012 15,0	AKE
								13.0460-0439.2	610439				Einbausatz	AKE
	1.6 16V			12.90	04.95			13.0460-5933.2	605933				21725 16,8 +/WK	AKE
	1.8 16V			12.90	04.95									
	1.5			12.90	04.95			24.0119-0111.1	419111				242 19,2 17,0 V	
	1.6 16V			12.90	04.95			24.0122-0170.1	422170				257 22,0 20,0 V	
	1.8 16V			12.90	04.95			24.0322-0170.1	522170				257 22,0 20,0 V PD	
	1.5			12.90	04.95	- ABS		03.0137-0369.2	650369				203 x 39 HEB	
	1.6 16V			12.90	04.95	- ABS		03.0137-9270.2	669270				Einbausatz	
	1.8 16V			12.90	04.95	- ABS								
HYUNDAI LANTRA/ELANTRA (95-00)														
	1.5 12V			08.95	05.00	- ABS		13.0460-5872.2	605872				21012 15,0 +/WK/Zub	AKE
	1.5 12V			08.95	05.00	+ ABS		13.0460-5933.2	605933				21725 16,8 +/WK	AKE
	1.6 16V			08.95	05.00									
	1.8 16V			08.95	05.00									
	1.9 D			03.98	09.00									
	2.0 16V			08.95	05.00									
	1.5 12V			08.95	05.00	- ABS		24.0119-0111.1	419111				242 19,2 17,0 V	
	1.5 12V			08.95	05.00	+ ABS		24.0122-0170.1	422170				257 22,0 20,0 V	
	1.6 16V			08.95	05.00			24.0322-0170.1	522170				257 22,0 20,0 V PD	
	1.8 16V			08.95	05.00									
	1.9 D			03.98	09.00									
	2.0 16V			08.95	05.00									
	1.5 12V			08.95	05.00	+ ABS		13.0460-5874.2	605874				21553 14,0 +/WK/Zub	SUM
	1.6 16V			08.95	05.00									
	1.8 16V			08.95	05.00									
	1.9 D			03.98	09.00									
	2.0 16V			08.95	05.00									
	1.5 12V			08.95	05.00	+ ABS		24.0110-0264.1	410264				258 10,0 8,0 +B	
	1.6 16V			08.95	05.00									
	1.8 16V			08.95	05.00									
	1.9 D			03.98	09.00									
	2.0 16V			08.95	05.00									
	1.5 12V			08.95	05.00	- ABS		03.0137-0369.2	650369				203 x 39 HEB	
								03.0137-9270.2	669270				Einbausatz	
	1.5 12V			08.95	05.00	- ABS		24.0220-3045.1	480191				203/204,5 x 45,5	
HYUNDAI LANTRA (00-03)														
	1.6 i 16V	79		06.00	09.01			13.0460-5933.2	605933				21725 16,8 +/WK	AKE
	1.8 i 16V	97		06.00	09.01									
	2.0 CRDi	83		04.01	09.01									
	2.0 i 16V	104		06.00	09.01									
	1.6 i 16V	79		10.01	12.02			13.0460-5875.2	605875				24031 17,0 +/WK	MAN
	1.8 i 16V	97		10.01	12.02									
	2.0 CRDi	83		10.01	12.02									
	2.0 i 16V	104		10.01	12.02									
	1.6 i 16V	79		01.03	07.03			13.0460-5876.2	605876				24369 17,2 +/WK	MAN
	1.8 i 16V	97		01.03	07.03									
	2.0 CRDi	83		01.03	07.03									
	2.0 i 16V	104		01.03	07.03									
	1.6 i 16V	79		06.00	12.02			24.0124-0184.1	424184				257 24,0 22,1 V +B	
	1.8 i 16V	97		06.00	12.02									
	2.0 CRDi	83		04.01	12.02									
	2.0 i 16V	104		06.00	12.02									
	1.6 i 16V	79		01.03	07.03			24.0126-0129.1	426129				280 26,0 24,4 V +B	
	1.8 i 16V	97		01.03	07.03									
	2.0 CRDi	83		01.03	07.03									
	2.0 i 16V	104		01.03	07.03									
	1.6 i 16V	79		06.00	07.03	+ ABS		13.0460-5874.2	605874				21553 14,0 +/WK/Zub	SUM
	1.8 i 16V	97		06.00	07.03	+ ABS								
	2.0 CRDi	83		04.01	07.03	+ ABS								
	2.0 i 16V	104		06.00	07.03	+ ABS								

HYUNDAI LANTRA (00-03)		KW		23		i		Ate		?		i		i	
	1.6 i 16V 1.8 i 16V 2.0 CRDi 2.0 i 16V	79 97 83 104		06.00 06.00 04.01 06.00	07.03 07.03 07.03 07.03			24.0110-0264.1	410264					258	10,0 8,0 +B
	1.6 i 16V 1.8 i 16V 2.0 CRDi 2.0 i 16V	79 97 83 104		06.00 06.00 04.01 06.00	10.01 10.01 10.01 10.01	- ABS - ABS - ABS - ABS		03.0137-0418.2 03.0137-9270.2	650418 669270					203 x 38	HEB Einbausatz
	1.6 i 16V 1.8 i 16V 2.0 CRDi 2.0 i 16V	79 97 83 104		06.00 06.00 04.01 06.00	10.01 10.01 10.01 10.01	- ABS - ABS - ABS - ABS		24.0220-3045.1	480191					203/204,5	x 45,5
HYUNDAI MATRIX (01-08)															
	1.5 CRDi 1.6 i 16V 1.8 i 16V	60 76 90		10.01 06.01 06.01	02.02 02.02 02.02			13.0460-5933.2	605933					21725	16,8 +/WK AKE
	1.5 CRDi 1.5 CRDi 1.5 CRDi VGT 1.6 i 16V 1.8 i 16V	60 75 81 76 90		03.02 12.04 08.05 03.02 03.02	02.05 04.08 04.08 04.08 04.08			13.0460-5875.2	605875					24031	17,0 +/WK MAN
	1.5 CRDi 1.5 CRDi 1.5 CRDi VGT 1.6 i 16V 1.8 i 16V	60 75 81 76 90		10.01 12.04 08.05 06.01 06.01	02.05 04.08 04.08 04.08 04.08			24.0124-0184.1	424184					257	24,0 22,1 V +B
	1.5 CRDi 1.5 CRDi 1.5 CRDi VGT 1.6 i 16V 1.8 i 16V	60 75 81 76 90		10.01 12.04 08.05 06.01 06.01	02.05 04.08 04.08 04.08 04.08	+ ABS + ABS + ABS + ABS + ABS		13.0460-5833.2	605833					23543	14,4 +/WK/Zub AKE
	1.5 CRDi 1.5 CRDi 1.5 CRDi VGT 1.6 i 16V 1.8 i 16V	60 75 81 76 90		10.01 12.04 08.05 06.01 06.01	02.05 04.08 04.08 04.08 04.08	+ ABS + ABS + ABS + ABS + ABS		24.0110-0317.1	410317					262	10,0 8,4
	1.5 CRDi 1.5 CRDi 1.5 CRDi VGT 1.6 i 16V	60 75 81 76		10.01 12.04 08.05 06.01	02.05 04.08 04.08 04.08	- ABS - ABS - ABS - ABS		03.0137-0437.2	650437					203 x 38	HEB
	1.5 CRDi 1.5 CRDi 1.5 CRDi VGT 1.6 i 16V 1.8 i 16V	60 75 81 76 90		10.01 12.04 08.05 06.01 06.01	02.05 04.08 04.08 04.08 04.08	+ ABS + ABS + ABS + ABS + ABS		03.0137-3025.2	653025					170 x 27	
HYUNDAI PONY/EXCEL (89-94)															
	1.3 1.5			08.89 08.89	06.94 06.94			13.0460-5936.2 13.0460-0439.2	605936 610439					21012	15,0 Einbausatz AKE AKE
	1.3 1.5			08.89 08.89	06.94 06.94			24.0119-0109.1	419109					242	19,1 17,0 V
	1.3 1.5			06.90 06.90	06.94 06.94			03.0137-0367.2 03.0137-9277.2	650367 669277					180 x 37	HEB Einbausatz
HYUNDAI PONY/EXCEL (94-95)															
	1.3 1.5			07.94 07.94	12.95 12.95			13.0460-5936.2 13.0460-0439.2	605936 610439					21012	15,0 AKE
	1.3 1.5			07.94 07.94	12.95 12.95			24.0119-0109.1	419109					242	19,1 17,0 V
	1.3 1.5			07.94 07.94	12.95 12.95			03.0137-0366.2 03.0137-9277.2	650366 669277					180 x 32	HEB Einbausatz
	1.3 1.5			07.94 07.94	12.95 12.95			24.0218-0027.1	480099					180/182	x 44
HYUNDAI S-COUPE (90-96)															
	1.5 (G4EK)			06.92	04.96			13.0460-5936.2 13.0460-0439.2	605936 610439					21012	15,0 Einbausatz AKE AKE
	1.5 (G4DJ) 1.5 (G4EK)			03.90 06.92	05.92 04.96			24.0119-0109.1	419109					242	19,1 17,0 V
	1.5 (G4EK)			06.92	04.96			03.0137-0367.2 03.0137-9277.2	650367 669277					180 x 37	HEB Einbausatz



HYUNDAI SANTA FE I (SM) (01-06)

	2.0 CRDi 83 2.0 CRDi 92 2.0 CRDi 107 2.0 CRDi 4x4 83 2.0 CRDi 4x4 92 2.0 CRDi 4x4 107 2.0 i 16V 99 2.2 CRDi 110 2.2 CRDi 4x4 110 2.4 i 16V 107 2.4 i 16V 4x4 107 2.7 i V6 139 2.7 i V6 4x4 127 2.7 i V6 4x4 139		08.01 07.03 08.03 02.06 11.03 02.06 04.01 07.03 08.03 02.06 11.03 02.06 02.01 02.06 10.05 02.06 10.05 02.06 02.01 02.06 02.01 02.06 10.05 02.06 02.01 02.06	13.0460-5832.2 605832		23569 16,5 +WK/Zub
	2.0 CRDi 83 2.0 CRDi 92 2.0 CRDi 107 2.0 CRDi 4x4 83 2.0 CRDi 4x4 92 2.0 CRDi 4x4 107 2.0 i 16V 99 2.2 CRDi 110 2.2 CRDi 4x4 110 2.4 i 16V 107 2.4 i 16V 4x4 107 2.7 i V6 139 2.7 i V6 4x4 127 2.7 i V6 4x4 139		08.01 07.03 - ABS 08.03 02.06 - ABS 11.03 02.06 - ABS 04.01 07.03 - ABS 08.03 02.06 - ABS 11.03 02.06 - ABS 02.01 02.06 - ABS 10.05 02.06 - ABS 10.05 02.06 - ABS 02.01 02.06 - ABS 02.01 02.06 - ABS 10.05 02.06 - ABS 02.01 02.06 - ABS 10.05 02.06 - ABS	24.0126-0127.1 426127	+ 16" Rad ¹⁾	294 26,0 24,4 V +B
	2.0 CRDi 83 2.0 CRDi 92 2.0 CRDi 107 2.0 CRDi 4x4 83 2.0 CRDi 4x4 92 2.0 CRDi 4x4 107 2.0 i 16V 99 2.2 CRDi 110 2.2 CRDi 4x4 110 2.4 i 16V 107 2.4 i 16V 4x4 107 2.7 i V6 139 2.7 i V6 4x4 127 2.7 i V6 4x4 139		08.01 07.03 + ABS 08.03 02.06 + ABS 11.03 02.06 + ABS 04.01 07.03 + ABS 08.03 02.06 + ABS 11.03 02.06 + ABS 02.01 02.06 + ABS 10.05 02.06 + ABS 10.05 02.06 + ABS 02.01 02.06 + ABS 02.01 02.06 + ABS 10.05 02.06 + ABS 02.01 02.06 + ABS 10.05 02.06 + ABS	24.0126-0126.1 426126	+ 15" Rad ²⁾	276 26,0 24,0 V +B
	2.0 CRDi 83 2.0 CRDi 92 2.0 CRDi 107 2.0 CRDi 4x4 83 2.0 CRDi 4x4 92 2.0 CRDi 4x4 107 2.0 i 16V 99 2.2 CRDi 110 2.2 CRDi 4x4 110 2.4 i 16V 107 2.4 i 16V 4x4 107 2.7 i V6 139 2.7 i V6 4x4 127 2.7 i V6 4x4 139		08.01 07.03 + ABS 08.03 02.06 + ABS 11.03 02.06 + ABS 04.01 07.03 + ABS 08.03 02.06 + ABS 11.03 02.06 + ABS 02.01 02.06 + ABS 10.05 02.06 + ABS 10.05 02.06 + ABS 02.01 02.06 + ABS 02.01 02.06 + ABS 10.05 02.06 + ABS 02.01 02.06 + ABS 10.05 02.06 + ABS	13.0460-5833.2 605833		23543 14,4 +WK/Zub AKE
	2.0 CRDi 83 2.0 CRDi 92 2.0 CRDi 107 2.0 CRDi 4x4 83 2.0 CRDi 4x4 92 2.0 CRDi 4x4 107 2.0 i 16V 99 2.2 CRDi 110 2.2 CRDi 4x4 110 2.4 i 16V 107 2.4 i 16V 4x4 107 2.7 i V6 139 2.7 i V6 4x4 127 2.7 i V6 4x4 139		08.01 07.03 + ABS 08.03 02.06 + ABS 11.03 02.06 + ABS 04.01 07.03 + ABS 08.03 02.06 + ABS 11.03 02.06 + ABS 02.01 02.06 + ABS 10.05 02.06 + ABS 10.05 02.06 + ABS 02.01 02.06 + ABS 02.01 02.06 + ABS 10.05 02.06 + ABS 02.01 02.06 + ABS 10.05 02.06 + ABS	24.0110-0286.1 410286		284 10,0 8,4 +B
	2.0 CRDi 83 2.0 CRDi 92 2.0 CRDi 107 2.0 CRDi 4x4 83 2.0 CRDi 4x4 92 2.0 CRDi 4x4 107 2.0 i 16V 99 2.2 CRDi 110 2.2 CRDi 4x4 110 2.4 i 16V 107 2.4 i 16V 4x4 107 2.7 i V6 139 2.7 i V6 4x4 127 2.7 i V6 4x4 139		08.01 07.03 + ABS 08.03 02.06 + ABS 11.03 02.06 + ABS 04.01 07.03 + ABS 08.03 02.06 + ABS 11.03 02.06 + ABS 02.01 02.06 + ABS 10.05 02.06 + ABS 10.05 02.06 + ABS 02.01 02.06 + ABS 02.01 02.06 + ABS 10.05 02.06 + ABS 02.01 02.06 + ABS 10.05 02.06 + ABS	03.0137-3004.2 653004		190 x 40 HEB

¹⁾ + 16" wheel / + ruota 16" / + roue 16" / + rueda 16"

²⁾ + 15" wheel / + ruota 15" / + roue 15" / + rueda 15"



HYUNDAI SANTA FE II (CM) (06-)

	2.0 CRDi 2.0 CRDi 4x4 2.2 CRDi 2.2 CRDi 2.2 CRDi 2.2 CRDi 2.2 CRDi 2.2 CRDi 4x4 2.2 CRDi 4x4 2.2 CRDi 4x4 2.2 CRDi 4x4 2.4 2.4 4x4 2.7 i V6 2.7 i V6 4x4	110 110 102 110 114 145 102 110 114 145 128 128 139 139	12.10 12.10 03.06 03.06 03.06 01.09 03.06 03.06 03.06 01.09 07.10 07.10 03.06 03.06		13.0460-5777.2 605777		24351 16,3 +WK/Zub
	2.2 CRDi 2.2 CRDi 2.2 CRDi 2.2 CRDi 4x4 2.2 CRDi 4x4 2.2 CRDi 4x4 2.7 i V6 2.7 i V6 4x4	102 110 114 102 110 114 139 139	03.06 03.06 03.06 03.06 03.06 03.06 03.06 03.06		24.0128-0158.1 428158		321 28,0 26,4 V +B
	2.0 CRDi 2.0 CRDi 4x4 2.2 CRDi 2.2 CRDi 4x4 2.4 2.4 4x4	110 110 145 145 128 128	12.10 12.10 01.09 01.09 07.10 07.10		24.0128-0248.1 428248		321 28,0 26,4 V L +B
	2.2 CRDi 2.2 CRDi 2.2 CRDi 2.2 CRDi 4x4 2.2 CRDi 4x4 2.2 CRDi 4x4 2.7 i V6 2.7 i V6 4x4	102 110 114 102 110 114 139 139	03.06 03.06 03.06 03.06 03.06 03.06 03.06 03.06		13.0460-5782.2 605782		24488 14,9 +/WK/Zub
	2.2 CRDi 2.2 CRDi 2.2 CRDi 2.2 CRDi 4x4 2.2 CRDi 4x4 2.2 CRDi 4x4 2.7 i V6 2.7 i V6 4x4	102 110 114 102 110 114 139 139	03.06 03.06 03.06 03.06 03.06 03.06 03.06 03.06		24.0111-0146.1 411146		302 11,0 9,4 +B
	2.0 CRDi 2.0 CRDi 4x4 2.2 CRDi 2.2 CRDi 4x4 2.4 2.4 4x4	110 110 145 145 128 128	12.10 12.10 01.09 01.09 07.10 07.10		24.0111-0170.1 411170		302 11,0 9,4 L +B

HYUNDAI SANTA FE III (DM) (12-)














	2.0 CRDi 2.0 CRDi 4WD 2.2 CRDi 2.2 CRDi 4WD 2.4 16V 2.4 16V 4WD 2.4 GDi 4WD	110 110 145 145 141 141 129	09.12 09.12 09.12 09.12 09.12 09.12 09.12		24.0128-0248.1 428248		321 28,0 26,4 V L +B
	2.0 CRDi 2.0 CRDi 4WD 2.2 CRDi 2.2 CRDi 4WD 2.4 16V 2.4 16V 4WD 2.4 GDi 4WD	110 110 145 145 141 141 129	09.12 09.12 09.12 09.12 09.12 09.12 09.12		24.0111-0170.1 411170		302 11,0 9,4 L +B

HYUNDAI SANTAMO (98-02)










	2.0 i 2.0 i 16V 2.0 i 16V 4x4 2.0 i 16V 4x4	77 102 100 102	10.98 10.02 - ABS 02.99 10.02 - ABS 10.98 10.02 - ABS 02.99 10.02 - ABS		24.0124-0136.1 424136		256 24,0 21,5 V +B
	2.0 i 2.0 i 16V 2.0 i 16V 4x4 2.0 i 16V 4x4	77 102 100 102	10.98 10.02 + ABS 02.99 10.02 + ABS 10.98 10.02 + ABS 02.99 10.02 + ABS		24.0124-0146.1 424146		256 24,0 22,4 V +B
	2.0 i 2.0 i 16V 2.0 i 16V 4x4 2.0 i 16V 4x4	77 102 100 102	10.98 10.02 + ABS 02.99 10.02 + ABS 10.98 10.02 + ABS 02.99 10.02 + ABS		24.0118-0141.1 418141		266 18,0 16,4 V




























HYUNDAI SONATA (88-93)																			
	1.8	95		10.88	04.93			13.0460-5933.2	605933					21725	16,8 +/WK				AKE
	2.0			10.88	04.93														
	2.4	83		10.88	04.93														
	3.0 i V6	107		09.90	04.93														
	1.8	95		10.88	04.93			24.0122-0169.1	422169					257	22,0 20,0 V				
	2.0			10.88	04.93														
	2.4	83		10.88	04.93														
	3.0 i V6	107		09.90	04.93														
HYUNDAI SONATA (93-98)																			
	1.8 i	72		07.93	05.98			13.0460-5933.2	605933					21725	16,8 +/WK				AKE
	2.0 i 16V			07.93	05.98														
	3.0 i V6	107		07.93	05.98														
	1.8 i	72		07.93	05.98			24.0122-0169.1	422169					257	22,0 20,0 V				
	2.0 i 16V			07.93	05.98														
	3.0 i V6	107		07.93	05.98														
HYUNDAI SONATA (98-04)																			
	2.0 i 16V	100		06.98	09.01			13.0460-5933.2	605933					21725	16,8 +/WK				AKE
	2.4 i 16V	105		03.98	09.01														
	2.5 i V6	118		06.98	09.01														
	2.0 i 16V	96		10.01	12.04			13.0460-5873.2	605873					23891	16,9 +/WK				MAN
	2.7 i V6	127		10.01	12.04			13.0460-0139.2	610139					Einbausatz					MAN
	2.0 i 16V	100		06.98	09.01			24.0124-0706.1	424706					257	24,0 22,4 V				
	2.4 i 16V	105		03.98	09.01														
	2.5 i V6	118		06.98	09.01														
	2.0 i 16V	96		10.01	12.04			24.0126-0129.1	426129					280	26,0 24,4 V +B				
	2.7 i V6	127		10.01	12.04														
	2.0 i 16V	96		10.01	12.04	+ ABS		13.0460-5833.2	605833					23543	14,4 +/WK/Zub				AKE
	2.0 i 16V	100		06.98	09.01	+ ABS													
	2.4 i 16V	105		03.98	09.01	+ ABS													
	2.5 i V6	118		06.98	09.01	+ ABS													
	2.7 i V6	127		10.01	12.04	+ ABS													
	2.0 i 16V	96		10.01	12.04	+ ABS		24.0110-0317.1	410317					262	10,0 8,4				
	2.0 i 16V	100		06.98	09.01	+ ABS													
	2.4 i 16V	105		03.98	09.01	+ ABS													
	2.5 i V6	118		06.98	09.01	+ ABS													
	2.7 i V6	127		10.01	12.04	+ ABS													
	2.0 i 16V	96		10.01	12.04	+ ABS		03.0137-3024.2	653024					170	x 32 HEB				
	2.7 i V6	127		10.01	12.04	+ ABS													
HYUNDAI SONATA (05-)																			
	2.0 CRDi	100		02.06				13.0460-5639.2	605639					24618	17,5 +/WK				
	2.0 CRDi	103		02.06															
	2.0 CRDi	105		02.06															
	2.0 CRDi	110		03.09															
	2.0 VVTi	106		05.05															
	2.0 VVTi	121		01.08															
	2.2 CRDi	110		02.06															
	2.4 VVTi	119		01.05															
	2.4 VVTi	127		06.08															
	3.3 VVTi	171		01.05															
	3.3 VVTi	173		06.05															
	3.3 VVTi	184		01.08															
	2.4 VVTi	119		01.05				24.0126-0128.1	426128					280	26,0 24,4 V L +B				
	2.0 CRDi	100		02.06				13.0460-5833.2	605833					23543	14,4 +/WK/Zub				AKE
	2.0 CRDi	103		02.06															
	2.0 CRDi	105		02.06															
	2.0 VVTi	106		02.06															
	2.2 CRDi	110		02.06															
	2.4 VVTi	119		02.06															
	3.3 VVTi	171		02.06															
	3.3 VVTi	173		02.06															
	2.0 CRDi	110		03.09				13.0460-5780.2	605780					24320	15,3 +/WK/Zub				
	2.0 VVTi	121		01.08															
	2.4 VVTi	127		06.08															
	3.3 VVTi	184		01.08															
	2.0 VVTi	106		05.05	01.06			24.0110-0318.1	410318					262	10,0 8,4 +B				
	2.4 VVTi	119		01.05	01.06														
	3.3 VVTi	171		01.05	01.06														
	3.3 VVTi	173		06.05	01.06														
	2.0 CRDi	100		02.06				03.0137-3025.2	653025					170	x 27				
	2.0 CRDi	103		02.06															
	2.0 CRDi	105		02.06															
	2.0 CRDi	110		03.09															
	2.0 VVTi	106		05.05															
	2.0 VVTi	121		01.08															
	2.2 CRDi	110		02.06															
	2.4 VVTi	119		01.05															
	2.4 VVTi	127		06.08															
	3.3 VVTi	171		01.05															
	3.3 VVTi	173		06.05															




HYUNDAI SONATA (05-)		HYUNDAI SONATA (09-)		HYUNDAI TERRACAN (01-07)		HYUNDAI TIBURON Coupe (06-)		HYUNDAI TRAJET (00-08)	
	3.3 VVTi	184	01.08			03.0137-3025.2	653025		170 x 27
HYUNDAI SONATA (09-)									
	2.0 16V	110	01.09	- Europa ¹⁾		13.0460-5780.2	605780		24320 15,3 +/WK/Zub
	2.0 16V	121	01.11	- Europa ¹⁾					
	2.4 16V	128	01.09	- Europa ¹⁾					
	2.4 16V	131	01.09	- Europa ¹⁾					
	2.4 16V	133	10.12	- Europa ¹⁾					
	2.4 GDI	148	01.09	- Europa ¹⁾					
HYUNDAI TERRACAN (01-07)									
	2.5 TDiC	74	06.01	10.03		13.0460-5886.2	605886		24059 16,7 +/WK/Zub
	2.5 TDiC 4WD	74	06.01	10.03					
	2.9 CRDi	110	11.01	07.03					
	2.9 CRDi 4WD	110	11.01	07.03					
	2.9 CRDi 4WD	120	08.03	10.03					
	3.5 i V6 4WD	143	12.01	10.03					
	3.5 i V6 4WD	147	12.01	10.03					
	2.5 TDiC	74	11.03	12.07		13.0460-5622.2	605622		23726 16,5 +/WK/Zub MAN
	2.5 TDiC 4WD	74	11.03	12.07					
	2.9 CRDi 4WD	120	11.03	12.07					
	3.5 i V6 4WD	143	11.03	12.07					
	3.5 i V6 4WD	147	11.03	12.07					
	2.5 TDiC	74	06.01	10.03		24.0127-0100.1	427100		281 27,0 25,4 V +B
	2.5 TDiC 4WD	74	06.01	10.03					
	2.9 CRDi	110	11.01	07.03					
	2.9 CRDi 4WD	110	11.01	07.03					
	2.9 CRDi 4WD	120	08.03	10.03					
	3.5 i V6 4WD	143	12.01	10.03					
	3.5 i V6 4WD	147	12.01	10.03					
	2.5 TDiC	74	11.03	12.07		24.0128-0224.1	428224		304 28,0 26,4 V +B
	2.5 TDiC 4WD	74	11.03	12.07					
	2.9 CRDi 4WD	120	11.03	12.07					
	3.5 i V6 4WD	143	11.03	12.07					
	3.5 i V6 4WD	147	11.03	12.07					
	2.5 TDiC	74	06.01	12.07		13.0460-0135.2	610135		Einbausatz
	2.5 TDiC 4WD	74	06.01	12.07					
	2.9 CRDi	110	11.01	07.03					
	2.9 CRDi 4WD	110	11.01	07.03					
	2.9 CRDi 4WD	120	08.03	12.07					
	3.5 i V6 4WD	143	12.01	12.07					
	3.5 i V6 4WD	147	12.01	12.07					
	2.5 TDiC	74	06.01	12.07		03.0137-3014.2	653014		190 x 40
	2.5 TDiC 4WD	74	06.01	12.07					
	2.9 CRDi	110	11.01	07.03					
	2.9 CRDi 4WD	110	11.01	07.03					
	2.9 CRDi 4WD	120	08.03	12.07					
	3.5 i V6 4WD	143	12.01	12.07					
	3.5 i V6 4WD	147	12.01	12.07					
HYUNDAI TIBURON Coupe (06-)									
	1.6 CVVT	78	10.06			13.0460-5873.2	605873		23891 16,9 +/WK MAN
	2.0 CVVT	105	10.06						
	2.7 V6	123	01.06						
	1.6 CVVT	78	10.06			24.0126-0128.1	426128		280 26,0 24,4 V L +B
	2.0 CVVT	105	10.06						
	2.7 V6	123	01.06						
	1.6 CVVT	78	10.06			13.0460-5874.2	605874		21553 14,0 +/WK/Zub SUM
	2.0 CVVT	105	10.06						
	2.7 V6	123	01.06						
	1.6 CVVT	78	10.06			24.0110-0298.1	410298		258 10,0 8,0
	2.0 CVVT	105	10.06						
	2.7 V6	123	01.06						
HYUNDAI TRAJET (00-08)									
	2.0 CRDi	83	04.01	07.08		13.0460-5832.2	605832		23569 16,5 +/WK/Zub
	2.0 CRDi	92	08.05	07.08					
	2.0 CVVT	104	11.03	07.08					
	2.0 i 16V	100	03.00	10.03					
	2.0 i 16V	103	01.04	07.08					
	2.7 i V6	127	09.00	07.08					
	2.0 CRDi	83	04.01	07.08		24.0126-0126.1	426126		276 26,0 24,0 V +B
	2.0 CRDi	92	08.05	07.08					
	2.0 CVVT	104	11.03	07.08					
	2.0 i 16V	100	03.00	10.03					
	2.0 i 16V	103	01.04	07.08					
	2.7 i V6	127	09.00	07.08					
	2.0 CRDi	83	04.01	07.08		13.0460-5833.2	605833		23543 14,4 +/WK/Zub AKE
	2.0 CRDi	92	08.05	07.08					
	2.0 CVVT	104	11.03	07.08					
	2.0 i 16V	100	03.00	10.03					
	2.0 i 16V	103	01.04	07.08					
	2.7 i V6	127	09.00	07.08					

¹⁾ - Europe / - Europa / - Europe / - Europa

HYUNDAI TRAJET (00-08)																																																																						
	<table border="1"> <tr><td>2.0 CRDi</td><td>83</td><td>04.01</td><td>07.08</td><td rowspan="6">24.0110-0286.1</td><td rowspan="6">410286</td><td rowspan="6"></td><td rowspan="6">284 10,0 8,4 +B</td></tr> <tr><td>2.0 CRDi</td><td>92</td><td>08.05</td><td>07.08</td></tr> <tr><td>2.0 CVT</td><td>104</td><td>11.03</td><td>07.08</td></tr> <tr><td>2.0 i 16V</td><td>100</td><td>03.00</td><td>10.03</td></tr> <tr><td>2.0 i 16V</td><td>103</td><td>01.04</td><td>07.08</td></tr> <tr><td>2.7 i V6</td><td>127</td><td>09.00</td><td>07.08</td></tr> </table>	2.0 CRDi	83	04.01	07.08	24.0110-0286.1	410286		284 10,0 8,4 +B	2.0 CRDi	92	08.05	07.08	2.0 CVT	104	11.03	07.08	2.0 i 16V	100	03.00	10.03	2.0 i 16V	103	01.04	07.08	2.7 i V6	127	09.00	07.08																																									
2.0 CRDi	83	04.01	07.08	24.0110-0286.1	410286						284 10,0 8,4 +B																																																											
2.0 CRDi	92	08.05	07.08																																																																			
2.0 CVT	104	11.03	07.08																																																																			
2.0 i 16V	100	03.00	10.03																																																																			
2.0 i 16V	103	01.04	07.08																																																																			
2.7 i V6	127	09.00	07.08																																																																			
HYUNDAI TUCSON (04-10)																																																																						
	<table border="1"> <tr><td>2.0 CRDi</td><td>83</td><td>08.04</td><td>03.10</td><td rowspan="2">13.0460-5873.2</td><td rowspan="2">605873</td><td rowspan="2"></td><td rowspan="2">23891 16,9 +/WK</td><td rowspan="2">MAN</td></tr> <tr><td>2.0 CRDi</td><td>88</td><td>01.07</td><td>03.10</td></tr> <tr><td>2.0 CRDi</td><td>100</td><td>01.06</td><td>03.10</td><td rowspan="2">13.0460-0139.2</td><td rowspan="2">610139</td><td rowspan="2"></td><td rowspan="2">Einbausatz</td><td rowspan="2">MAN</td></tr> <tr><td>2.0 CRDi</td><td>103</td><td>01.06</td><td>03.10</td></tr> <tr><td>2.0 CRDi</td><td>110</td><td>01.09</td><td>03.10</td><td rowspan="14"></td><td rowspan="14"></td><td rowspan="14"></td><td rowspan="14"></td><td rowspan="14"></td></tr> <tr><td>2.0 CRDi Allrad</td><td>83</td><td>08.04</td><td>03.10</td></tr> <tr><td>2.0 CRDi Allrad</td><td>88</td><td>01.07</td><td>03.10</td></tr> <tr><td>2.0 CRDi Allrad</td><td>100</td><td>01.06</td><td>03.10</td></tr> <tr><td>2.0 CRDi Allrad</td><td>103</td><td>01.06</td><td>03.10</td></tr> <tr><td>2.0 CRDi Allrad</td><td>110</td><td>01.09</td><td>03.10</td></tr> <tr><td>2.0 i 16V</td><td>104</td><td>08.04</td><td>03.10</td></tr> <tr><td>2.0 i 16V Allrad</td><td>104</td><td>08.04</td><td>03.10</td></tr> <tr><td>2.7 i 24V Allrad</td><td>129</td><td>08.04</td><td>03.10</td></tr> </table>	2.0 CRDi	83	08.04	03.10	13.0460-5873.2	605873		23891 16,9 +/WK	MAN	2.0 CRDi	88	01.07	03.10	2.0 CRDi	100	01.06	03.10	13.0460-0139.2	610139		Einbausatz	MAN	2.0 CRDi	103	01.06	03.10	2.0 CRDi	110	01.09	03.10						2.0 CRDi Allrad	83	08.04	03.10	2.0 CRDi Allrad	88	01.07	03.10	2.0 CRDi Allrad	100	01.06	03.10	2.0 CRDi Allrad	103	01.06	03.10	2.0 CRDi Allrad	110	01.09	03.10	2.0 i 16V	104	08.04	03.10	2.0 i 16V Allrad	104	08.04	03.10	2.7 i 24V Allrad	129	08.04	03.10		
2.0 CRDi	83	08.04	03.10	13.0460-5873.2	605873							23891 16,9 +/WK	MAN																																																									
2.0 CRDi	88	01.07	03.10																																																																			
2.0 CRDi	100	01.06	03.10	13.0460-0139.2	610139		Einbausatz	MAN																																																														
2.0 CRDi	103	01.06	03.10																																																																			
2.0 CRDi	110	01.09	03.10																																																																			
2.0 CRDi Allrad	83	08.04	03.10																																																																			
2.0 CRDi Allrad	88	01.07	03.10																																																																			
2.0 CRDi Allrad	100	01.06	03.10																																																																			
2.0 CRDi Allrad	103	01.06	03.10																																																																			
2.0 CRDi Allrad	110	01.09	03.10																																																																			
2.0 i 16V	104	08.04	03.10																																																																			
2.0 i 16V Allrad	104	08.04	03.10																																																																			
2.7 i 24V Allrad	129	08.04	03.10																																																																			
	<table border="1"> <tr><td>2.0 CRDi</td><td>83</td><td>08.04</td><td>03.10</td><td rowspan="2">24.0126-0128.1</td><td rowspan="2">426128</td><td rowspan="2"></td><td rowspan="2">280 26,0 24,4 V L +B</td></tr> <tr><td>2.0 CRDi</td><td>88</td><td>01.07</td><td>03.10</td></tr> <tr><td>2.0 CRDi</td><td>100</td><td>01.06</td><td>03.10</td><td rowspan="14"></td><td rowspan="14"></td><td rowspan="14"></td><td rowspan="14"></td></tr> <tr><td>2.0 CRDi</td><td>103</td><td>01.06</td><td>03.10</td></tr> <tr><td>2.0 CRDi</td><td>110</td><td>01.09</td><td>03.10</td></tr> <tr><td>2.0 CRDi Allrad</td><td>83</td><td>08.04</td><td>03.10</td></tr> <tr><td>2.0 CRDi Allrad</td><td>88</td><td>01.07</td><td>03.10</td></tr> <tr><td>2.0 CRDi Allrad</td><td>100</td><td>01.06</td><td>03.10</td></tr> <tr><td>2.0 CRDi Allrad</td><td>103</td><td>01.06</td><td>03.10</td></tr> <tr><td>2.0 CRDi Allrad</td><td>110</td><td>01.09</td><td>03.10</td></tr> <tr><td>2.0 i 16V</td><td>104</td><td>08.04</td><td>03.10</td></tr> <tr><td>2.0 i 16V Allrad</td><td>104</td><td>08.04</td><td>03.10</td></tr> <tr><td>2.7 i 24V Allrad</td><td>129</td><td>08.04</td><td>03.10</td></tr> </table>	2.0 CRDi	83						08.04	03.10	24.0126-0128.1	426128		280 26,0 24,4 V L +B	2.0 CRDi	88	01.07	03.10	2.0 CRDi	100	01.06	03.10					2.0 CRDi	103	01.06	03.10	2.0 CRDi	110	01.09	03.10	2.0 CRDi Allrad	83	08.04	03.10	2.0 CRDi Allrad	88	01.07	03.10	2.0 CRDi Allrad	100	01.06	03.10	2.0 CRDi Allrad	103	01.06	03.10	2.0 CRDi Allrad	110	01.09	03.10	2.0 i 16V	104	08.04	03.10	2.0 i 16V Allrad	104	08.04	03.10	2.7 i 24V Allrad	129	08.04	03.10				
2.0 CRDi	83	08.04	03.10						24.0126-0128.1	426128						280 26,0 24,4 V L +B																																																						
2.0 CRDi	88	01.07	03.10																																																																			
2.0 CRDi	100	01.06	03.10																																																																			
2.0 CRDi	103	01.06	03.10																																																																			
2.0 CRDi	110	01.09	03.10																																																																			
2.0 CRDi Allrad	83	08.04	03.10																																																																			
2.0 CRDi Allrad	88	01.07	03.10																																																																			
2.0 CRDi Allrad	100	01.06	03.10																																																																			
2.0 CRDi Allrad	103	01.06	03.10																																																																			
2.0 CRDi Allrad	110	01.09	03.10																																																																			
2.0 i 16V	104	08.04	03.10																																																																			
2.0 i 16V Allrad	104	08.04	03.10																																																																			
2.7 i 24V Allrad	129	08.04	03.10																																																																			
	<table border="1"> <tr><td>2.0 CRDi</td><td>83</td><td>08.04</td><td>03.10</td><td rowspan="2">13.0460-5833.2</td><td rowspan="2">605833</td><td rowspan="2"></td><td rowspan="2">23543 14,4 +/WK/Zub</td><td rowspan="2">AKE</td></tr> <tr><td>2.0 CRDi</td><td>88</td><td>01.07</td><td>03.10</td></tr> <tr><td>2.0 CRDi</td><td>100</td><td>01.06</td><td>03.10</td><td rowspan="14"></td><td rowspan="14"></td><td rowspan="14"></td><td rowspan="14"></td><td rowspan="14"></td></tr> <tr><td>2.0 CRDi</td><td>103</td><td>01.06</td><td>03.10</td></tr> <tr><td>2.0 CRDi</td><td>110</td><td>01.09</td><td>03.10</td></tr> <tr><td>2.0 CRDi Allrad</td><td>83</td><td>08.04</td><td>03.10</td></tr> <tr><td>2.0 CRDi Allrad</td><td>88</td><td>01.07</td><td>03.10</td></tr> <tr><td>2.0 CRDi Allrad</td><td>100</td><td>01.06</td><td>03.10</td></tr> <tr><td>2.0 CRDi Allrad</td><td>103</td><td>01.06</td><td>03.10</td></tr> <tr><td>2.0 CRDi Allrad</td><td>110</td><td>01.09</td><td>03.10</td></tr> <tr><td>2.0 i 16V</td><td>104</td><td>08.04</td><td>03.10</td></tr> <tr><td>2.0 i 16V Allrad</td><td>104</td><td>08.04</td><td>03.10</td></tr> <tr><td>2.7 i 24V Allrad</td><td>129</td><td>08.04</td><td>03.10</td></tr> </table>	2.0 CRDi	83	08.04	03.10	13.0460-5833.2	605833						23543 14,4 +/WK/Zub	AKE	2.0 CRDi	88	01.07	03.10	2.0 CRDi	100	01.06	03.10						2.0 CRDi	103	01.06	03.10	2.0 CRDi	110	01.09	03.10	2.0 CRDi Allrad	83	08.04	03.10	2.0 CRDi Allrad	88	01.07	03.10	2.0 CRDi Allrad	100	01.06	03.10	2.0 CRDi Allrad	103	01.06	03.10	2.0 CRDi Allrad	110	01.09	03.10	2.0 i 16V	104	08.04	03.10	2.0 i 16V Allrad	104	08.04	03.10	2.7 i 24V Allrad	129	08.04	03.10			
2.0 CRDi	83	08.04	03.10	13.0460-5833.2	605833											23543 14,4 +/WK/Zub	AKE																																																					
2.0 CRDi	88	01.07	03.10																																																																			
2.0 CRDi	100	01.06	03.10																																																																			
2.0 CRDi	103	01.06	03.10																																																																			
2.0 CRDi	110	01.09	03.10																																																																			
2.0 CRDi Allrad	83	08.04	03.10																																																																			
2.0 CRDi Allrad	88	01.07	03.10																																																																			
2.0 CRDi Allrad	100	01.06	03.10																																																																			
2.0 CRDi Allrad	103	01.06	03.10																																																																			
2.0 CRDi Allrad	110	01.09	03.10																																																																			
2.0 i 16V	104	08.04	03.10																																																																			
2.0 i 16V Allrad	104	08.04	03.10																																																																			
2.7 i 24V Allrad	129	08.04	03.10																																																																			
	<table border="1"> <tr><td>2.0 CRDi</td><td>83</td><td>08.04</td><td>03.10</td><td rowspan="2">24.0110-0318.1</td><td rowspan="2">410318</td><td rowspan="2"></td><td rowspan="2">262 10,0 8,4 +B</td></tr> <tr><td>2.0 CRDi</td><td>88</td><td>01.07</td><td>03.10</td></tr> <tr><td>2.0 CRDi</td><td>100</td><td>01.06</td><td>03.10</td><td rowspan="14"></td><td rowspan="14"></td><td rowspan="14"></td><td rowspan="14"></td></tr> <tr><td>2.0 CRDi</td><td>103</td><td>01.06</td><td>03.10</td></tr> <tr><td>2.0 CRDi</td><td>110</td><td>01.09</td><td>03.10</td></tr> <tr><td>2.0 i 16V</td><td>104</td><td>08.04</td><td>03.10</td></tr> <tr><td>2.0 CRDi Allrad</td><td>83</td><td>08.04</td><td>03.10</td><td rowspan="2">24.0110-0286.1</td><td rowspan="2">410286</td><td rowspan="2"></td><td rowspan="2">284 10,0 8,4 +B</td></tr> <tr><td>2.0 CRDi Allrad</td><td>88</td><td>01.07</td><td>03.10</td></tr> <tr><td>2.0 CRDi Allrad</td><td>100</td><td>01.06</td><td>03.10</td></tr> <tr><td>2.0 CRDi Allrad</td><td>103</td><td>01.06</td><td>03.10</td></tr> <tr><td>2.0 CRDi Allrad</td><td>110</td><td>01.09</td><td>03.10</td></tr> <tr><td>2.0 i 16V Allrad</td><td>104</td><td>08.04</td><td>03.10</td></tr> <tr><td>2.7 i 24V Allrad</td><td>129</td><td>08.04</td><td>03.10</td></tr> </table>	2.0 CRDi	83						08.04	03.10	24.0110-0318.1	410318		262 10,0 8,4 +B	2.0 CRDi	88	01.07	03.10	2.0 CRDi	100	01.06	03.10					2.0 CRDi	103	01.06	03.10	2.0 CRDi	110	01.09	03.10	2.0 i 16V	104	08.04	03.10	2.0 CRDi Allrad	83	08.04	03.10	24.0110-0286.1	410286		284 10,0 8,4 +B	2.0 CRDi Allrad	88	01.07	03.10	2.0 CRDi Allrad	100	01.06	03.10	2.0 CRDi Allrad	103	01.06	03.10	2.0 CRDi Allrad	110	01.09	03.10	2.0 i 16V Allrad	104	08.04	03.10	2.7 i 24V Allrad	129	08.04	03.10
2.0 CRDi	83	08.04	03.10						24.0110-0318.1	410318						262 10,0 8,4 +B																																																						
2.0 CRDi	88	01.07	03.10																																																																			
2.0 CRDi	100	01.06	03.10																																																																			
2.0 CRDi	103	01.06	03.10																																																																			
2.0 CRDi	110	01.09	03.10																																																																			
2.0 i 16V	104	08.04	03.10																																																																			
2.0 CRDi Allrad	83	08.04	03.10					24.0110-0286.1	410286		284 10,0 8,4 +B																																																											
2.0 CRDi Allrad	88	01.07	03.10																																																																			
2.0 CRDi Allrad	100	01.06	03.10																																																																			
2.0 CRDi Allrad	103	01.06	03.10																																																																			
2.0 CRDi Allrad	110	01.09	03.10																																																																			
2.0 i 16V Allrad	104	08.04	03.10																																																																			
2.7 i 24V Allrad	129	08.04	03.10																																																																			
	<table border="1"> <tr><td>2.0 CRDi</td><td>83</td><td>08.04</td><td>03.10</td><td rowspan="2">03.0137-3016.2</td><td rowspan="2">653016</td><td rowspan="2"></td><td rowspan="2">167 x 27</td></tr> <tr><td>2.0 CRDi</td><td>88</td><td>01.07</td><td>03.10</td></tr> <tr><td>2.0 CRDi</td><td>100</td><td>01.06</td><td>03.10</td><td rowspan="14"></td><td rowspan="14"></td><td rowspan="14"></td><td rowspan="14"></td></tr> <tr><td>2.0 CRDi</td><td>103</td><td>01.06</td><td>03.10</td></tr> <tr><td>2.0 CRDi</td><td>110</td><td>01.09</td><td>03.10</td></tr> <tr><td>2.0 i 16V</td><td>104</td><td>08.04</td><td>03.10</td></tr> <tr><td>2.0 CRDi Allrad</td><td>83</td><td>08.04</td><td>03.10</td><td rowspan="2">03.0137-3004.2</td><td rowspan="2">653004</td><td rowspan="2"></td><td rowspan="2">190 x 40 HEB</td></tr> <tr><td>2.0 CRDi Allrad</td><td>88</td><td>01.07</td><td>03.10</td></tr> <tr><td>2.0 CRDi Allrad</td><td>100</td><td>01.06</td><td>03.10</td></tr> <tr><td>2.0 CRDi Allrad</td><td>103</td><td>01.06</td><td>03.10</td></tr> <tr><td>2.0 CRDi Allrad</td><td>110</td><td>01.09</td><td>03.10</td></tr> <tr><td>2.0 i 16V Allrad</td><td>104</td><td>08.04</td><td>03.10</td></tr> <tr><td>2.7 i 24V Allrad</td><td>129</td><td>08.04</td><td>03.10</td></tr> </table>	2.0 CRDi	83					08.04	03.10	03.0137-3016.2	653016		167 x 27	2.0 CRDi	88	01.07	03.10	2.0 CRDi	100	01.06	03.10					2.0 CRDi	103	01.06	03.10	2.0 CRDi	110	01.09	03.10	2.0 i 16V	104	08.04	03.10	2.0 CRDi Allrad	83	08.04	03.10	03.0137-3004.2	653004		190 x 40 HEB	2.0 CRDi Allrad	88	01.07	03.10	2.0 CRDi Allrad	100	01.06	03.10	2.0 CRDi Allrad	103	01.06	03.10	2.0 CRDi Allrad	110	01.09	03.10	2.0 i 16V Allrad	104	08.04	03.10	2.7 i 24V Allrad	129	08.04	03.10	
2.0 CRDi	83	08.04	03.10					03.0137-3016.2	653016						167 x 27																																																							
2.0 CRDi	88	01.07	03.10																																																																			
2.0 CRDi	100	01.06	03.10																																																																			
2.0 CRDi	103	01.06	03.10																																																																			
2.0 CRDi	110	01.09	03.10																																																																			
2.0 i 16V	104	08.04	03.10																																																																			
2.0 CRDi Allrad	83	08.04	03.10					03.0137-3004.2	653004		190 x 40 HEB																																																											
2.0 CRDi Allrad	88	01.07	03.10																																																																			
2.0 CRDi Allrad	100	01.06	03.10																																																																			
2.0 CRDi Allrad	103	01.06	03.10																																																																			
2.0 CRDi Allrad	110	01.09	03.10																																																																			
2.0 i 16V Allrad	104	08.04	03.10																																																																			
2.7 i 24V Allrad	129	08.04	03.10																																																																			
HYUNDAI VELOSTER (11-)																																																																						
	<table border="1"> <tr><td>1.6 16V</td><td>95</td><td>10.11</td><td>04.12</td><td rowspan="2">13.0460-5645.2</td><td rowspan="2">605645</td><td rowspan="2"></td><td rowspan="2">25692 17,2 +/WK/Zub</td></tr> <tr><td>1.6 GDI</td><td>103</td><td>03.11</td><td>04.12</td></tr> </table>	1.6 16V	95					10.11	04.12	13.0460-5645.2	605645		25692 17,2 +/WK/Zub	1.6 GDI	103	03.11	04.12																																																					
1.6 16V	95	10.11	04.12					13.0460-5645.2	605645						25692 17,2 +/WK/Zub																																																							
1.6 GDI	103	03.11	04.12																																																																			
	<table border="1"> <tr><td>1.6 T-GDI</td><td>137</td><td>10.12</td><td></td><td>24.0128-0234.1</td><td>428234</td><td></td><td>300 28,0 26,4 V +B</td></tr> </table>	1.6 T-GDI	137	10.12		24.0128-0234.1	428234		300 28,0 26,4 V +B																																																													
1.6 T-GDI	137	10.12		24.0128-0234.1	428234		300 28,0 26,4 V +B																																																															
	<table border="1"> <tr><td>1.6 16V</td><td>95</td><td>10.11</td><td></td><td rowspan="3">24.0110-0368.1</td><td rowspan="3">410368</td><td rowspan="3"></td><td rowspan="3">262 10,0 8,4 +B</td></tr> <tr><td>1.6 GDI</td><td>103</td><td>03.11</td><td></td></tr> <tr><td>1.6 T-GDI</td><td>137</td><td>10.12</td><td></td></tr> </table>	1.6 16V	95	10.11		24.0110-0368.1	410368		262 10,0 8,4 +B	1.6 GDI	103	03.11		1.6 T-GDI	137	10.12																																																						
1.6 16V	95	10.11		24.0110-0368.1	410368						262 10,0 8,4 +B																																																											
1.6 GDI	103	03.11																																																																				
1.6 T-GDI	137	10.12																																																																				

								
HYUNDAI XG (98-05)								
	2.5 i V6 (XG25) 2.7 i V6 (XG27) 3.0 i V6 (XG30) 3.0 i V6 (XG30) 3.5 i V6 (XG35)	120 118 138 145 145		12.98 10.03 12.98 09.99 04.03	09.05 09.05 09.05 09.03 09.05	13.0460-5833.2	605833	23543 14,4 +WK/Zub AKE
	2.5 i V6 (XG25) 2.7 i V6 (XG27) 3.0 i V6 (XG30) 3.0 i V6 (XG30) 3.5 i V6 (XG35)	120 118 138 145 145		12.98 10.03 12.98 09.99 04.03	09.05 09.05 09.05 09.03 09.05	24.0110-0318.1	410318	262 10,0 8,4 +B
HYUNDAI XG (05-)								
	2.7 i V6 (XG50) 3.3 i V6 (XG50)	141 171		05.06 06.05		13.0460-5639.2	605639	24618 17,5 +WK
	2.7 i V6 (XG50) 3.3 i V6 (XG50)	141 171		05.06 06.05		13.0460-5833.2	605833	23543 14,4 +WK/Zub AKE
	2.7 i V6 (XG50) 3.3 i V6 (XG50)	141 171		05.06 06.05		24.0110-0336.1	410336	284 10,0 8,4 +B
INFINITI FX35/FX45 (S50) (06-)								
	3.5 V6 4WD 4.5 V8 4WD	206 232		07.06 07.06		24.0116-0122.1	416122	308 16,0 14,0 V +B
INFINITI G35 (V36) (06-)								
	3.5 V6 4WD	206		12.06		24.0128-0153.1	428153	320 28,0 26,0 V L +B
INFINITI M35/M45 (Y50) (06-)								
	3.5 V6 3.5 V6 4WD 4.5 V8	206 206 250		07.06 07.06 07.06		24.0128-0153.1	428153	320 28,0 26,0 V L +B
ISUZU MIDI (89-00)								
	Serie 94000 4WD Serie 98000			01.89 01.89	12.00 12.00	03.0137-0311.2	650311	254 x 52
ISUZU TROOPER (91-98)								
	3.1 TDi 3.2 V6	84 130		08.91 08.91	07.98 07.98	13.0460-5926.2	605926	21845 16,5 +WK AKE
	3.1 TDi 3.2 V6	84 130		08.91 08.91	07.98 07.98	24.0126-0111.1	426111	280 26,0 24,6 V +B
	3.1 TDi 3.2 V6	84 130		08.91 08.91	07.98 07.98	13.0460-5927.2	605927	21875 16,0 +WK AKE
	3.1 TDi 3.2 V6	84 130		08.91 08.91	07.98 07.98	24.0118-0122.1	418122	313 18,0 16,6 V +B
ISUZU TROOPER (98-04)								
	3.0 DiTD 3.5 V6	118 158		08.98 08.98	08.04 08.04	13.0460-5926.2	605926	21845 16,5 +WK AKE
	3.0 DiTD 3.5 V6	118 158		08.98 08.98	08.04 08.04	24.0126-0111.1	426111	280 26,0 24,6 V +B
	3.0 DiTD 3.5 V6	118 158		08.98 08.98	08.04 08.04	13.0460-5927.2	605927	21875 16,0 +WK AKE
	3.0 DiTD 3.5 V6	118 158		08.98 08.98	08.04 08.04	24.0118-0122.1	418122	313 18,0 16,6 V +B
IVECO CAMPAGNOLA (08-)								
	3.0 HPI 4x4 3.0 HPT 4x4	107 130		09.08 09.08		13.0460-2750.2	602750	20741 15,0 LUC
	3.0 HPI 4x4 3.0 HPT 4x4	107 130		09.08 09.08		13.0460-2751.2	602751	21418 15,5 LUC
IVECO DAILY I / GRINTA (78-99)								
	28 F 8 30 F 8 32 F 8 35 F 8 40 F 8			01.78 01.78 01.78 01.78 01.78	05.81 05.81 05.81 05.81 05.81	13.0460-0415.2	610415	Einbausatz AP
↓								



IVECO DAILY I / GRINTA (78-99)

	30.8 35.8 40.8			06.81 06.81 06.81	05.86 05.86 05.86		13.0460-0415.2	610415		Einbausatz	AP
	30.8 35.8 40.8			06.86 06.86 06.86	12.88 12.88 12.88		13.0460-0415.2	610415		Einbausatz	AP
	30.8 35.8 40.8			01.89 01.89 01.89	08.97 08.97 08.97		13.0460-4955.2 13.0460-0415.2	604955 610415		21048 18,3 +/WK Einbausatz	BRE AP
	30.8 35.8 40.8			09.97 09.97 09.97	04.99 04.99 04.99		13.0460-4918.2	604918		29140 18,3 +/WK	BRE
	30.9 30.9			01.89 09.97	08.97 04.99		13.0460-4913.2 13.0460-4919.2	604913 604919		29037 18,3 +/WK 29139 18,3 +/WK	BRE BRE
	45.10 49.10			01.89 01.89	08.97 08.97		13.0460-7903.2	607903		29012 18,0 +/WK	PER
	35.10 35.12 49.12			01.96 01.96 01.96	04.99 04.99 04.99		13.0460-4966.2 13.0460-4989.2 24.8190-1304.2	604966 604989 621304	2	29121 20,3 /WE/S 29212 17,3 /WE/S Warnkontakt L=289mm	BRE BRE
	59.12			01.90	08.97		13.0460-7906.2	607906		29001 20,0 +/WK	PER
	28 F 8 30 F 8 30.8 32 F 8 35 F 8 35.8 40 F 8 40.8			01.78 01.78 06.81 01.78 01.78 06.81 01.78 06.81	05.81 05.81 05.96 05.81 05.81 05.96 05.81 05.96		24.0114-0110.2	414110		267 14,2 12,8	
	45.10 49.10			06.86 06.86	05.96 05.96		24.0116-0112.2	416112		280 16,0 14,5	
	35.10 35.12 49.12			01.96 01.96 01.96	04.99 04.99 04.99		13.0460-4966.2 24.8190-1304.2	604966 621304	2	29121 20,3 /WE/S Warnkontakt L=289mm	BRE
	60.12 65.12			01.96 01.96	04.99 04.99		13.0460-4966.2 24.8190-1304.2	604966 621304	2	29121 20,3 /WE/S Warnkontakt L=289mm	BRE
	28 F 8 30 F 8 30.8 32 F 8			01.78 01.78 06.81 01.78	05.81 05.81 04.99 05.81		03.0137-0309.2	650309		+ Einfachbereifung ¹⁾	254 x 70
	35 F 8 35.8 40 F 8 40.8			01.78 06.81 01.78 06.81	05.81 04.99 05.81 04.99		03.0137-0300.2	650300		+ Doppelbereifung ²⁾	254 x 89
	35.10 35.12 49.12			01.96 01.96 01.96	04.99 04.99 04.99		03.0137-3005.2	653005		172 x 42	

IVECO DAILY II (99-06)

	29 35 C 35 S 49			05.99 05.99 05.99 05.99	04.06 04.06 04.06 04.06		13.0460-4966.2 13.0460-4989.2 24.8190-1304.2	604966 604989 621304	2	29121 20,3 /WE/S 29212 17,3 /WE/S Warnkontakt L=289mm	BRE BRE
	50 C 65 C			01.01 11.01	04.06 04.06		13.0460-4847.2	604847		29160 20,3 WE/Zub/S	BRE
	29 35 S			05.99 05.99	04.06 04.06		24.0122-0262.1	422262		276 22,0 19,0	
	29 35 C 50 C			05.99 05.99 05.99	04.06 04.06 04.06		13.0460-4996.2	604996		29123 20,3 /WE	BRE
	35 C 35 S 49			05.99 05.99 05.99	04.06 04.06 04.06		13.0460-4966.2 24.8190-1304.2	604966 621304	2	29121 20,3 /WE/S Warnkontakt L=289mm	BRE
	60 C 65 C			05.99 05.99	04.06 04.06		13.0460-4966.2 24.8190-1304.2	604966 621304	2	29121 20,3 /WE/S Warnkontakt L=289mm	BRE
	29 35 S			05.99 05.99	04.06 04.06		24.0116-0129.1 24.0116-0128.1	416129 416128		- ABS + ABS/ mit Sensorring ³⁾	276 16,0 13,0 276 16,0 13,0
	29 35 C 50 C			05.99 05.99 05.99	04.06 04.06 04.06		03.0137-3005.2	653005		172 x 42	

IVECO DAILY III (06-)




























	35 C 35 S 65			05.06 05.06 05.06			13.0460-4830.2	604830		29229 20,7 /WE/Zub	BRE
	35 C 35 S 65			05.06 05.06 05.06			13.0460-4828.2	604828		29122 22,1 /WE	BRE
	35 C 35 S 65			05.06 05.06 05.06			24.0128-0239.1 24.0128-0238.1	428239 428238		+ 6-Loch-Felge ⁴⁾	290 28,0 25,0 V +B 300 28,0 25,0 V +B
				05.06			24.0128-0238.1	428238		300 28,0 25,0 V +B	




















¹⁾ + single tyre / + ruota singola / + roue simple / + cubierta simple
































²⁾ + twin tyres / + ruote gemellate / + roue jumelée / + cubierta doble

³⁾ + ABS/ with sensor ring / + ABS/ con sensore / + ABS/ avec secours ABS / + ABS/ con anillo sensor ABS





























⁴⁾ + 6 bore wheel rim / + cerchione a 6 fori / + jante à 6 trous / + Llantas de 6 taladros

									
IVECO DAILY III (06-)									
	35 C			05.06		13.0460-4823.2	604823	29232 21,0 /WE/Zub	BRE
	35 S			05.06					
	65			05.06		13.0460-4829.2	604829	29231 22,7 +/-WE/Zub	BRE
	35 C			05.06		24.0124-0228.1	424228	294 24,0 21,0 V +B	
	35 S			05.06					
IVECO EUROCARGO (06-)									
	75 E 14	103		09.06		13.0460-4844.2	604844	29256 27,0 /WE	BRE
	75 E 16	118		09.06					
	80 E 18	130		09.06					
	75 E 14	103		09.06		13.0460-4844.2	604844	29256 27,0 /WE	BRE
	75 E 16	118		09.06					
	80 E 18	130		09.06					
IVECO MASSIF (08-)									
	3.0 HPI 4x4	107		09.08		13.0460-2750.2	602750	20741 15,0	LUC
	3.0 HPT 4x4	130		09.08					
	3.0 HPI 4x4	107		09.08		13.0460-2751.2	602751	21418 15,5	LUC
	3.0 HPT 4x4	130		09.08					
JAGUAR S-Type (CCX) (99-07)									
	3.0 V6	175		01.99	10.07	13.0460-2729.2	602729	23423 17,8 /Zub/S	LUC
	4.0 V8	203		01.99	04.02				
	2.5 V6	147		04.02	10.07	13.0460-2898.2	602898	23470 17,3 /WE/Zub/S	LUC
	2.7 D	152		06.04	10.07				
	4.2 V8	219		04.02	10.07				
	R 4.2 V8	291		04.02	10.07	13.0460-4841.2	604841	23489 16,3	BRE
	3.0 V6	175		01.99	01.00	24.0130-0120.1	430120	300 30,0 28,0 V +B	
	4.0 V8	203		01.99	04.02				
	2.5 V6	147		04.02	10.07	24.0130-0182.1	430182	320 30,0 28,4 V +B	
	2.7 D	152		06.04	10.07				
	3.0 V6	175		02.00	10.07				
	4.2 V8	219		04.02	10.07				
	2.5 V6	147		04.02	10.07	13.0460-2730.2	602730	23424 17,6 /S	LUC
	2.7 D	152		06.04	10.07				
	3.0 V6	175		01.99	10.07				
	4.0 V8	203		01.99	04.02				
	4.2 V8	219		04.02	10.07	13.0460-7209.2	607209	23482 16,6 +	ATE
	R 4.2 V8	291		04.02	10.07	13.0460-4964.2	604964	21381 15,0	BRE
	2.5 V6	147		04.02	10.07	24.0120-0708.1	420708	288 20,0 18,5 V +B	
	2.7 D	152		06.04	10.07				
	3.0 V6	175		01.99	10.07				
	4.0 V8	203		01.99	04.02				
	4.2 V8	219		04.02	10.07				
JAGUAR X-Type (CF1) Limousine (01-09)									
	2.0 D	96	J04730	07.03		13.0460-3987.2	603987	23279 18,4 /S	BOS
	2.0 V6	115	J04730	03.02		13.0470-3987.2	LD3987	23279 18,4 /S	BOS
	2.2 D	107	J04730	01.07					
	2.2 D	110	J04730	10.05					
	2.2 D	114	J04730	10.05					
	2.5 V6	144	J04730	06.01					
	3.0 V6	169	J04730	06.01					
	2.0 D	96		07.03	11.09	24.0124-0161.1	424161	300 23,9 22,0 V +B	
	2.0 V6	115		03.02	10.05	24.0324-0161.1	524161	300 23,9 22,0 V +B PD	
	2.2 D	107		01.07	11.09				
	2.2 D	110		10.05	11.09				
	2.2 D	114		10.05	11.09				
	2.5 V6	144		06.01	11.09				
	3.0 V6	169		06.01	11.07				
	2.0 D	96	E73993	07.03		13.0460-3988.2	603988	23557 17,2 /S	BOS
	2.0 V6	115	E73993	03.02		13.0470-3988.2	LD3988	23557 17,2 /S	BOS
	2.2 D	107	E73993	01.07					
	2.2 D	110	E73993	10.05					
	2.2 D	114	E73993	10.05					
	2.5 V6	144	E73993	06.01					
	3.0 V6	169	E73993	06.01					
	2.0 D	96	E73994		11.09	13.0460-3831.2	603831	24260 17,3 /Zub/S	BOS
	2.0 V6	115	E73994		10.05	13.0470-3831.2	LD3831	24260 17,3 /Zub/S	BOS
	2.2 D	107	E73994		11.09				
	2.2 D	110	E73994		11.09				
	2.2 D	114	E73994		11.09				
	2.5 V6	144	E73994		11.09				
	3.0 V6	169	E73994		11.07				
	2.0 D	96		07.03	11.09	24.0112-0154.1	412154	280 12,0 10,0 +B	
	2.0 V6	115		03.02	10.05				
	2.2 D	107		01.07	11.09				
	2.2 D	110		10.05	11.09				
	2.2 D	114		10.05	11.09				
	2.5 V6	144		06.01	11.09				
	3.0 V6	169		06.01	11.07				

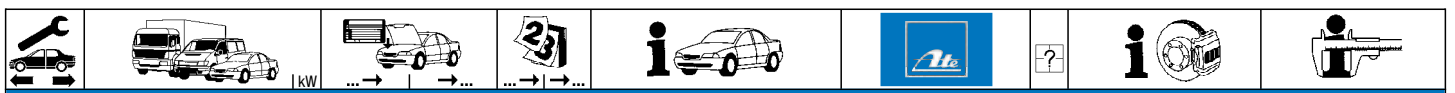
								
JAGUAR X-Type (CF1) Kombi (03-09)								
	2.0 D	96	J04730	02.04		13.0460-3987.2	603987	
	2.0 V6	115	J04730	11.03		13.0470-3987.2	LD3987	23279 18,4 /S 23279 18,4 /S
	2.2 D	107	J04730	01.07				
	2.2 D	110	J04730	10.05				
	2.2 D	114	J04730	10.05				
	2.5 V6	144	J04730	02.04				
	3.0 V6	169	J04730	02.04				
	2.0 D	96		02.04	12.09	24.0124-0161.1	424161	
	2.0 V6	115		11.03	03.09	24.0324-0161.1	524161	300 23,9 22,0 V +B 300 23,9 22,0 V +B PD
	2.2 D	107		01.07	12.09			
	2.2 D	110		10.05	12.09			
	2.2 D	114		10.05	12.09			
	2.5 V6	144		02.04	12.09			
	3.0 V6	169		02.04	12.09			
	2.0 D	96	E73993	02.04		13.0460-3988.2	603988	
	2.0 V6	115	E73993	11.03		13.0470-3988.2	LD3988	23557 17,2 /S 23557 17,2 /S
	2.2 D	107	E73993	01.07				
	2.2 D	110	E73993	10.05				
	2.2 D	114	E73993	10.05				
	2.5 V6	144	E73993	02.04				
	3.0 V6	169	E73993	02.04				
	2.0 D	96	E73994		12.09	13.0460-3831.2	603831	
	2.0 V6	115	E73994		03.09	13.0470-3831.2	LD3831	24260 17,3 /Zub/S 24260 17,3 /Zub/S
	2.2 D	107	E73994		12.09			
	2.2 D	110	E73994		12.09			
	2.2 D	114	E73994		12.09			
	2.5 V6	144	E73994		12.09			
	3.0 V6	169	E73994		12.09			
	2.0 D	96		02.04	12.09	24.0112-0154.1	412154	
	2.0 V6	115		11.03	03.09			280 12,0 10,0 +B
	2.2 D	107		01.07	12.09			
	2.2 D	110		10.05	12.09			
	2.2 D	114		10.05	12.09			
	2.5 V6	144		02.04	12.09			
	3.0 V6	169		02.04	12.09			
JAGUAR XF (CC9) (08-)								
	2.0 16V	177	R47153	06.12		13.0460-7209.2	607209	
	2.2 D	120	R47153	04.11				23482 16,6 +
	2.2 D	140	R47153	05.11				
	2.2 D	147	R47153	03.12				
	2.7 D	152	R47153	03.08				
	3.0 D	155	R47153	03.09				
	3.0 D	177	R47153	03.09				
	3.0 D	202	R47153	03.09				
	3.0 D AWD	177	R47153	03.12				
	3.0 V6	175	R47153	03.08				
	3.0 V6	179	R47153	03.08				
	3.0 V6	250	R47153	03.12				
	3.0 V6 AWD	250	R47153	10.12				
	4.2 V8	219	R47153	03.08				
	4.2 V8	313	R47153	07.09				
	4.2 V8 Kompressor	306	R47153	03.08				
	5.0 V8	283	R47153	03.09				
	5.0 V8 Kompressor	346	B32752	01.09				
	5.0 V8 Kompressor	375	B32752	03.09				
	5.0 V8 Kompressor	346	B32753			13.0460-7255.2	607255	25114 15,8 +
	5.0 V8 Kompressor	375	B32753					ATE
JAGUAR XF Sportbrake (CC9) (12-)								
	2.2 D	120	R47153	09.12		13.0460-7209.2	607209	
	2.2 D	147	R47153	09.12				23482 16,6 +
	3.0 D	177	R47153	09.12				
	3.0 D	202	R47153	09.12				
JAGUAR XJ (XJ40,81) (86-94)								
	XJ12 6.0	229		03.93	11.94	13.0460-7138.2	607138	
	XJ6 2.9			10.86	08.90	24.8190-1302.2	621302	2
	XJ6 3.2 24V	146		09.90	11.94			23126 17,5 +/WE Warnkontakt L=276mm
	XJ6 3.6			10.86	08.89			
	XJ6 4.0	163		09.89	11.94			
	XJ12 6.0	229		03.93	11.94	24.0123-0108.1	423108	
	XJ6 2.9			10.86	08.90	24.0128-0138.1	428138	
	XJ6 3.2 24V	146		09.90	11.94			295 22,5 21,0 V 291 28,1 26,0 V +B
	XJ6 3.6			10.86	08.89			
	XJ6 4.0	163		09.89	11.94			
	XJ12 6.0	229		03.93	11.94	13.0460-7246.2	607246	
	XJ6 2.9			10.86	08.90			21275 17,0 +/WE
	XJ6 3.2 24V	146		09.90	11.94			ATE
	XJ6 3.6			10.86	08.89			
	XJ6 4.0	163		09.89	11.94			
	XJ12 6.0	229		03.93	11.94	24.0110-0319.1	410319	
	XJ6 2.9			10.86	08.90			295 10,0 8,8
	XJ6 3.2 24V	146		09.90	11.94			
	XJ6 3.6			10.86	08.89			
	XJ6 4.0	163		09.89	11.94			

											
JAGUAR XJ (X300) (94-97)											
	12 6.0 6 3.2 6 Sovereign 4.0 R Super Charged 4.0	229 155 177 235		11.94 11.94 11.94 11.94	07.97 07.97 07.97 07.97	13.0460-7138.2 24.8190-1302.2	607138 621302	2	23126 17,5 +/WE Warnkontakt L=276mm	ATE	
	12 6.0 6 3.2 6 Sovereign 4.0 R Super Charged 4.0	229 155 177 235		11.94 11.94 11.94 11.94	07.97 07.97 07.97 07.97	24.0128-0138.1	428138		291 28,1 26,0 V +B		
	12 6.0 6 3.2 6 Sovereign 4.0 R Super Charged 4.0	229 155 177 235		11.94 11.94 11.94 11.94	07.97 07.97 07.97 07.97	24.0120-0188.1	420188		305 20,0 18,5 V +B		
JAGUAR XJ (NAW,NBW) (97-03)											
	XJ8 3.2 XJ8 4.0	174 209		07.97 07.97	05.03 05.03	- Sportpaket 1)	13.0460-7138.2 607138		23126 17,5 +/WE	ATE	
	XJ8 3.2 XJ8 4.0 XJR 4.0 Kompressor	174 209 267		07.97 07.97 07.97	05.03 05.03 05.03	- Sportpaket 1)	24.0129-0100.1 429100		305 28,5 26,0 V +B		
	XJ8 3.2 XJ8 4.0 XJR 4.0 Kompressor	174 209 267		07.97 07.97 07.97	05.03 05.03 05.03	+ Sportpaket 2)	24.0128-0229.1 428229		325 28,3 26,0 V +B		
	XJ8 3.2 XJ8 4.0 XJR 4.0 Kompressor	174 209 267		07.97 07.97 07.97	05.03 05.03 05.03		24.0751-1145.3 360171	2	Radsensor		
	XJ8 3.2 XJ8 4.0 XJR 4.0 Kompressor	174 209 267		07.97 07.97 07.97	05.03 07.99 05.03	- Sportpaket 1)	13.0460-7246.2 607246		21275 17,0 +/WE	ATE	
	XJ8 3.2 XJ8 4.0	174 209		07.97 07.97	05.03 05.03	- Sportpaket 1)	13.0460-7241.2 607241		24487 16,5 +/WE	ATE	
	XJ8 3.2 XJ8 4.0	174 209		07.97 07.97	05.03 05.03	- Sportpaket 1)	24.0120-0188.1 420188		305 20,0 18,5 V +B		
	XJ8 3.2 XJ8 4.0 XJR 4.0 Kompressor	174 209 267		07.97 07.97 07.97	05.03 05.03 05.03		24.0751-1145.3 360171	2	Radsensor		
JAGUAR XJ (X350,X358) (03-09)											
	XJ6 2.7 D XJ6 3.0 XJ8 3.5 XJ8 4.2 XJR 4.2 Kompressor	152 H32733 175 190 219 291			03.09 05.03 05.03 05.03 05.03		13.0460-2898.2 602898		23470 17,3 /WE/Zub/S	LUC	
	XJ6 2.7 D XJ6 3.0 XJ8 3.5 XJ8 4.2	152 H32733 175 190 219			03.09 05.03 05.03 05.03		13.0460-4841.2 604841		23489 16,3	BRE	
	XJ6 2.7 D XJ6 3.0 XJ8 3.5 XJ8 4.2	152 175 190 219	G27960	10.05 05.03 05.03 05.03	03.09 03.09 03.09 03.09		13.0460-2730.2 602730		23424 17,6 /S	LUC	
	XJ6 2.7 D XJ6 2.7 D	152 G27961 152 49701	G30744		03.09		13.0460-2730.2 602730		23424 17,6 /S	LUC	
	XJ6 2.7 D XJ6 3.0 XJ8 3.5 XJ8 4.2	152 175 190 219	G22035	10.05 05.03 05.03 05.03	03.09 03.09 03.09 03.09		13.0460-7209.2 607209		23482 16,6 +	ATE	
	XJR 4.2 Kompressor	291		05.03	03.09		13.0460-4964.2 604964		21381 15,0	BRE	
	XJ6 2.7 D XJ6 3.0 XJ8 3.5 XJ8 4.2	152 175 190 219		10.05 05.03 05.03 05.03	03.09 03.09 03.09 03.09		24.0120-0708.1 420708		288 20,0 18,5 V +B		
JAGUAR XJS (88-96)											
	XJS 4.0 Coupe XJS 5.3 Coupe XJS 6.0 Coupe			05.91 01.88 05.93	09.94 08.93 03.96		13.0460-7138.2 24.8190-1302.2	607138 621302	2	23126 17,5 +/WE Warnkontakt L=276mm	ATE
	XJS 4.0 Coupe XJS 5.3 Coupe XJS 6.0 Coupe			05.91 01.88 05.93	09.94 08.93 03.96		24.0124-0174.1	424174		284 24,2 22,9 V	
	XJS 4.0 Coupe XJS 5.3 Coupe XJS 6.0 Coupe			05.91 01.88 05.93	09.94 08.93 03.96		13.0460-7246.2	607246		21275 17,0 +/WE	ATE
	XJS 4.0 Coupe XJS 5.3 Coupe XJS 6.0 Coupe			05.91 01.88 05.93	09.94 08.93 03.96		24.0110-0319.1	410319		295 10,0 8,8	
JAGUAR XK8 Coupe (QEV) (96-05)											
	4.0 V8 4.0 V8 4.2 V8 R 4.2 V8	209 267 219 291		03.96 02.98 08.02 08.02	07.05 07.05 07.05 07.05		13.0460-7138.2 24.8190-1302.2	607138 621302	2	23126 17,5 +/WE Warnkontakt L=276mm	ATE
	4.0 V8 4.0 V8 4.2 V8 R 4.2 V8	209 267 219 291		03.96 02.98 08.02 08.02	07.05 07.05 07.05 07.05		24.0129-0100.1 24.0128-0229.1	429100 428229		305 28,5 26,0 V +B 325 28,3 26,0 V +B	
	4.0 V8 4.0 V8	209 267		03.96 02.98	07.05 07.05		24.0751-1145.3	360171	2	Radsensor	

1) - sport package / - pacchetto sportivo / - version sport / - kit deportivo
2) + sports package / + pacchetto sportivo / + version sport / + kit deportivo

								
JAGUAR XK8 Coupe (QEV) (96-05)								
	4.0 V8 4.0 V8 4.2 V8 R 4.2 V8	209 267 219 291		03.96 02.98 08.02 08.02	07.05 07.05 07.05 07.05	13.0460-7241.2	607241	24487 16,5 +/WE ATE
	4.0 V8 4.0 V8 4.2 V8 R 4.2 V8	209 267 219 291		03.96 02.98 08.02 08.02	07.05 07.05 07.05 07.05	24.0120-0188.1	420188	305 20,0 18,5 V +B
	4.0 V8 4.0 V8	209 267		03.96 02.98	07.05 07.05	24.0751-1145.3	360171	2  Radsensor
JAGUAR XK8 Convertible (QDV) (96-05)								
	4.0 V8 4.0 V8 4.2 V8 R 4.2 V8	209 267 219 291		03.96 02.98 08.02 08.02	07.05 07.05 07.05 07.05	13.0460-7138.2 24.8190-1302.2	607138 621302	2 23126 17,5 +/WE ATE Warnkontakt L=276mm
	4.0 V8 4.0 V8 4.2 V8 R 4.2 V8	209 267 219 291		03.96 02.98 08.02 08.02	07.05 07.05 07.05 07.05	24.0129-0100.1 24.0128-0229.1	429100 428229	305 28,5 26,0 V +B 325 28,3 26,0 V +B
	4.0 V8 4.0 V8	209 267		03.96 02.98	07.05 07.05	24.0751-1145.3	360171	2  Radsensor
	4.0 V8 4.0 V8 4.2 V8 R 4.2 V8	209 267 219 291		03.96 02.98 08.02 08.02	07.05 07.05 07.05 07.05	13.0460-7241.2	607241	24487 16,5 +/WE ATE
	4.0 V8 4.0 V8 4.2 V8 R 4.2 V8	209 267 219 291		03.96 02.98 08.02 08.02	07.05 07.05 07.05 07.05	24.0120-0188.1	420188	305 20,0 18,5 V +B
	4.0 V8 4.0 V8	209 267		03.96 02.98	07.05 07.05	24.0751-1145.3	360171	2  Radsensor
JAGUAR XK Coupe (06-)								
	5.0 XKR 5.0 XKR	375 390	B32752 B32752	01.09 09.10		13.0460-7209.2	607209	23482 16,6 + ATE
JAGUAR XK Convertible (06-)								
	5.0 XKR	375	B32752	01.09		13.0460-7209.2	607209	23482 16,6 + ATE
JEEP CHEROKEE (XJ) (95-01)								
	2.5 i 4x4 2.5 TDi 4x4 4.0 i 4x4	90 85 131		10.96 10.96 01.95	09.01 09.01 09.01	24.0124-0702.1	424702	280 24,0 22,7 V +B
JEEP CHEROKEE (KJ) (01-08)								
	2.4 16V 2.4 16V Laredo 2.5 CRD 2.8 CRD 2.8 CRD 3.7 4WD 3.7 V6 3.7 V6 3.7 V6 Laredo	108 108 105 110 120 157 150 155 150		09.01 10.01 09.01 11.02 11.04 10.04 08.03 09.01 10.01	01.08 09.04 01.08 01.08 01.08 10.07 01.08 01.08 09.04	13.0460-2899.2	602899	23638 18,3 +/WK LUC
	2.4 16V 2.4 16V Laredo 2.5 CRD 2.8 CRD 2.8 CRD 3.7 4WD 3.7 V6 3.7 V6 3.7 V6 Laredo	108 108 105 110 120 157 150 155 150		09.01 10.01 09.01 11.02 11.04 10.04 08.03 09.01 10.01	01.08 09.04 01.08 01.08 01.08 10.07 01.08 01.08 09.04	24.0128-0708.1	428708	288 28,0 26,0 V L
JEEP CHEROKEE (KK) (08-)								
	2.8 CRDi 4WD 2.8 CRDi 4WD 3.7 V6 3.7 V6 4WD 3.7 V6 4WD	130 147 157 151 157		05.08 01.10 01.08 01.08 01.08		13.0460-8013.2	608013	- verstärktes Fahrwerk ¹⁾ 24604 16,5 +/WK/Zub BOS
	2.8 CRDi 4WD 2.8 CRDi 4WD 3.7 V6 3.7 V6 4WD 3.7 V6 4WD	130 147 157 151 157		05.08 01.10 01.08 01.08 01.08		13.0460-5629.2	605629	24602 16,0 +/WK/Zub

¹⁾ - reinforced suspension / - sospensione rinforzata / - châssis renforcé / - suspensión reforzada



























JEEP COMPASS (MK49) (06-)										
	2.0 16V 2.0 CRD 2.0 CRD 4x4 2.2 CRD 2.2 CRD 4x4 2.4 16V 2.4 16V 4x4	115 103 103 100 120 125 125	05.11 08.06 09.06 05.11 12.10 09.06 09.06		+ 17" Rad ¹⁾ + 17" Rad ¹⁾ + 17" Rad ¹⁾ + 17" Rad ¹⁾	13.0460-5760.2	605760		23584 16,4 /WK	AKE
	2.0 16V 2.0 CRD 2.0 CRD 4x4 2.2 CRD 2.2 CRD 4x4 2.4 16V 2.4 16V 4x4	115 103 103 100 120 125 125	05.11 08.06 09.06 05.11 12.10 09.06 09.06			24.0126-0170.1	426170		294 26,0 24,4 V +B	
	2.0 16V 2.0 CRD 2.0 CRD 4x4 2.2 CRD 2.2 CRD 4x4 2.4 16V 2.4 16V 4x4	115 103 103 100 120 125 125	05.11 08.06 09.06 05.11 12.10 09.06 09.06		+ 17" Rad ¹⁾ + 17" Rad ¹⁾ + 17" Rad ¹⁾	13.0460-5735.2	605735		24014 16,0 +/WK	AKE
	2.0 16V 2.2 CRD 2.2 CRD 4x4	115 100 120	05.11 05.11 12.10		+ 18" Rad ²⁾ + 18" Rad ²⁾ + 18" Rad ²⁾	13.0460-5855.2	605855		23582 16,0 +	
	2.0 16V 2.0 CRD 2.0 CRD 4x4 2.2 CRD 2.2 CRD 4x4 2.4 16V 2.4 16V 4x4	115 103 103 100 120 125 125	05.11 08.06 09.06 05.11 12.10 09.06 09.06		+ 17" Rad ¹⁾ + 17" Rad ¹⁾ + 17" Rad ¹⁾	24.0110-0363.1	410363		262 10,0 8,4 +B	
	2.0 16V 2.2 CRD 2.2 CRD 4x4	115 100 120	05.11 05.11 12.10		+ 18" Rad ²⁾ + 18" Rad ²⁾ + 18" Rad ²⁾	24.0110-0361.1	410361		302 10,0 8,4 +B	
JEEP GRAND CHEROKEE I (ZJ) (93-99)										
	4.0 5.2		01.93 12.93 01.93 12.93			24.0124-0702.1	424702		280 24,0 22,7 V +B	
	2.5 TD 4.0 5.2 5.9		01.94 04.99 01.94 04.99 01.94 04.99 08.97 04.99			24.0124-0702.1	424702		280 24,0 22,7 V +B	
JEEP GRAND CHEROKEE II (WJ,WG) (99-05)										
	2.7 CRD 4x4 3.1 TD 4.0 4.0 4x4 4.7 V8 4.7 V8 4.7 V8	120 103 140 140 162 164 190	10.01 09.02 04.99 09.02 10.98 09.02 04.99 09.02 04.99 08.00 08.00 09.02 10.01 09.02			13.0460-7206.2	607206		23631 18,6 +/WK	ATE
	2.7 CRD 4x4 2.7 CRD 4x4 2.7 CRD Laredo 3.1 TD 4.0 4.0 4x4 4.7 V8 4.7 V8 4.7 V8 4.7 V8 4.7 V8 4x4	120 120 120 103 140 140 162 164 190 167	10.01 09.05 10.04 09.05 10.04 09.05 04.99 09.05 04.99 09.04 04.99 09.05 04.99 08.00 08.00 09.05 10.01 09.05 06.03 09.05			24.0126-0130.1	426130		305 26,0 24,5 V +B	
	2.7 CRD 4x4 2.7 CRD 4x4 2.7 CRD Laredo 3.1 TD 4.0 4.0 4x4 4.7 V8 4.7 V8 4.7 V8 4.7 V8 4x4	120 120 120 103 140 140 162 164 190 167	10.01 09.05 10.04 09.05 10.04 09.05 04.99 09.05 04.99 09.04 04.99 09.05 04.99 08.00 08.00 09.05 10.01 09.05 06.03 09.05			24.0110-0299.1	410299		305 10,0 8,5	
JEEP GRAND CHEROKEE IV (WK) (10-)										
	3.0 CRD V6 3.0 CRD V6 3.6 V6 3.6 V6 4x4	140 177 210 210	02.11 02.11 11.10 11.10			13.0460-7282.2 13.0470-7282.2	607282 LD7282		25192 21,3 +/WE 25192 21,3 +/WE	ATE ATE
	5.7 V8 6.4 SRT8	259 346	11.10 03.11			13.0460-7282.2	607282		25192 21,3 +/WE	ATE
JEEP PATRIOT (MK74) (07-)										
	2.2 CRD 4x4	100	01.11			13.0460-5760.2	605760		23584 16,4 /WK	AKE

¹⁾ + 17" wheel / + ruota 17" / + roue 17" / + rueda 17"

²⁾ + 18" wheel / + ruota 18" / + roue 18" / + rueda 18"


























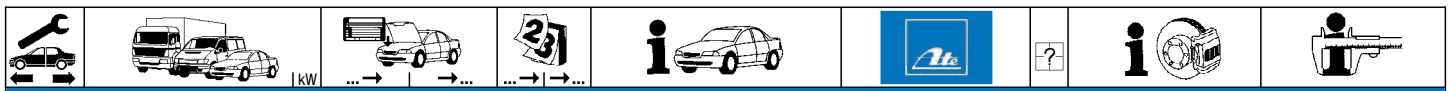
								
JEEP PATRIOT (MK74) (07-)								
	2.0 16V	115		01.11		24.0126-0170.1	426170	294 26,0 24,4 V +B
	2.0 CRD	103		02.07				
	2.0 CRD 4x4	103		02.07				
	2.2 CRD 4x4	100		01.11				
	2.2 CRD 4x4	120		01.11				
	2.4 16V	125		06.09				
	2.4 16V 4x4	125		01.08				
	2.4 Eco + 4x4	125		07.08				
	2.2 CRD 4x4	100		01.11	+ 17" Rad ¹⁾	13.0460-5735.2	605735	+ ABS 24014 16,0 +/WK AKE
	2.2 CRD 4x4	120		01.11	+ 17" Rad ¹⁾			
	2.0 16V	115		01.11		13.0460-5855.2	605855	+ ABS 23582 16,0 +
	2.0 CRD	103		02.07				
	2.0 CRD 4x4	103		02.07				
	2.2 CRD 4x4	100		01.11	+ 18" Rad ²⁾			
	2.2 CRD 4x4	120		01.11	+ 18" Rad ²⁾			
	2.4 16V	125		06.09				
	2.4 16V 4x4	125		01.08				
	2.4 Eco + 4x4	125		07.08				
	2.2 CRD 4x4	100		01.11	+ 17" Rad ¹⁾	24.0110-0363.1	410363	+ ABS 262 10,0 8,4 +B
	2.2 CRD 4x4	120		01.11	+ 17" Rad ¹⁾			
	2.0 16V	115		01.11		24.0110-0361.1	410361	+ ABS 302 10,0 8,4 +B
	2.0 CRD	103		02.07				
	2.0 CRD 4x4	103		02.07				
	2.2 CRD 4x4	100		01.11	+ 18" Rad ²⁾			
	2.2 CRD 4x4	120		01.11	+ 18" Rad ²⁾			
	2.4 16V	125		06.09				
	2.4 16V 4x4	125		01.08				
	2.4 Eco + 4x4	125		07.08				
JEEP WRANGLER I (YJ) (87-96)								
	2.5			01.87	12.89	24.0122-0181.1	422181	280 22,2 20,7 V
	4.0	131		01.87	12.89			
	4.2			08.86	08.89			
	2.5			01.90	12.96	24.0124-0702.1	424702	280 24,0 22,7 V +B
	4.0	131		01.90	12.96			
JEEP WRANGLER II (TJ) (96-07)								
	2.8 CRDi	130		11.06	04.07	13.0460-8013.2	608013	24604 16,5 +/WK/Zub BOS
	3.8	153		02.06	04.07			
	3.8 Rubicon	153		03.06	04.07			
	2.5	87		08.96	12.98	24.0124-0702.1	424702	280 24,0 22,7 V +B
	2.8 CRDi	130		11.06	04.07	13.0460-5629.2	605629	24602 16,0 +/WK/Zub
	3.8	153		02.06	04.07			
	3.8 Rubicon	153		03.06	04.07			
JEEP WRANGLER III (JK) (07-)								
	2.8 CRD	130		04.07	- verstärktes Fahrwerk ³⁾	13.0460-8013.2	608013	24604 16,5 +/WK/Zub BOS
	2.8 CRD	147		11.10	- verstärktes Fahrwerk ³⁾			
	3.6 V6	209		10.11	- verstärktes Fahrwerk ³⁾			
	3.8	146		04.07	- verstärktes Fahrwerk ³⁾			
	3.8	151		01.10	- verstärktes Fahrwerk ³⁾			
	2.8 CRD	130		04.07		13.0460-5629.2	605629	24602 16,0 +/WK/Zub
	2.8 CRD	147		11.10				
	3.6 V6	209		10.11				
	3.8	146		04.07				
	3.8	151		01.10				
KIA BESTA (96-03)								
	2.2 D	48		02.96	12.03	13.0460-5806.2	605806	20002 15,0 +/WK
	2.4 D	51		11.97	12.03			
	2.4 D	53		11.97	12.03			
KIA BONGO (03-)								
	2.4 TDCi	69		10.03		13.0460-5806.2	605806	20002 15,0 +/WK
	2.9 TDCi	90		10.03				
	2.9 TDCi 4WD	90		10.03				
KIA CARENS I (00-02)								
	1.8 i 16V	81		11.00	06.02	13.0460-5868.2	605868	23873 15,8 +/WK SUM
	1.8 i 16V	81		11.00	06.02	24.0124-0173.1	424173	258 24,0 22,0 V
	1.8 i 16V	81		11.00	06.02 + ABS	13.0460-5871.2	605871	23455 13,7 +/WK SUM
	1.8 i 16V	81		11.00	06.02 + ABS	24.0110-0308.1	410308	261 10,0 8,0 +S +B

¹⁾ + 17" wheel / + ruota 17" / + roue 17" / + rueda 17"

²⁾ + 18" wheel / + ruota 18" / + roue 18" / + rueda 18"

³⁾ - reinforced suspension / - sospensione rinforzata / - châssis renforcé / - suspensión reforzada

															
KIA CARENS II (02-06)															
	1.6 i 16V 1.8 i 16V 2.0 CRDi 2.0 CRDi 2.0 CVVT	77 93 83 103 102		07.02 07.02 07.02 11.05 08.04	04.06 04.06 04.06 04.06 04.06			13.0460-5742.2	605742					23966	17,7 +/WK
	1.6 i 16V 1.8 i 16V 2.0 CRDi 2.0 CRDi 2.0 CVVT	77 93 83 103 102		07.02 07.02 07.02 11.05 08.04	04.06 04.06 04.06 04.06 04.06			24.0126-0143.1	426143					280	26,0 24,0 V L +S +B
	1.6 i 16V 1.8 i 16V 2.0 CRDi 2.0 CRDi 2.0 CVVT	77 93 83 103 102		07.02 07.02 07.02 11.05 08.04	04.06 04.06 04.06 04.06 04.06	+ ABS + ABS + ABS + ABS + ABS		13.0460-5871.2	605871					23455	13,7 +/WK SUM
	1.6 i 16V 1.8 i 16V 2.0 CRDi 2.0 CRDi 2.0 CVVT	77 93 83 103 102		07.02 07.02 07.02 11.05 08.04	04.06 04.06 04.06 04.06 04.06	+ ABS + ABS + ABS + ABS + ABS		24.0110-0308.1	410308					261	10,0 8,0 +S +B
KIA CARENS III (06-13)															
	1.6 CRDi 110 1.6 CRDi 128 1.6 CVVT 1.6 CVVT 2.0 CRDi 115 2.0 CRDi 135 2.0 CRDi 140 2.0 CVVT	85 94 93 97 85 100 103 106		10.10 10.10 10.10 08.09 05.07 08.09 09.06 09.06	02.13 02.13 02.13 02.13 02.13 02.13 02.13 02.13			13.0460-5600.2	605600					24501	16,7 +/WK SUM
	1.6 CRDi 110 1.6 CRDi 128 1.6 CVVT 1.6 CVVT 2.0 CRDi 115 2.0 CRDi 135 2.0 CRDi 140 2.0 CVVT	85 94 93 97 85 100 103 106		10.10 10.10 10.10 08.09 05.07 08.09 09.06 09.06	02.13 02.13 02.13 02.13 02.13 02.13 02.13 02.13			24.0126-0171.1	426171					280	26,0 24,0 V L +B
	1.6 CRDi 110 1.6 CRDi 128 1.6 CVVT 1.6 CVVT 2.0 CRDi 115 2.0 CRDi 135 2.0 CRDi 140 2.0 CVVT	85 94 93 97 85 100 103 106		10.10 10.10 10.10 08.09 05.07 08.09 09.06 09.06	02.13 02.13 02.13 02.13 02.13 02.13 02.13 02.13			13.0460-5601.2	605601					24491	16,0 +/WK
KIA CARENS IV (13-)															
	1.6 GDi 1.7 CRDi 1.7 CRDi 2.0 GDi 2.0 GDi	99 85 100 122 130		03.13 03.13 03.13 03.13 03.13				24.0128-0256.1	428256					300	28,0 26,4 V L +B
KIA CARNIVAL I (99-01)															
	2.5 i 2.5 V6 2.9 TDi	132 121 93		10.00 08.99 08.99	10.01 10.01 10.01			13.0460-5897.2	605897					21822	17,5 +/WK
	2.5 i 2.5 V6 2.9 TDi	132 121 93		10.00 08.99 08.99	10.01 10.01 10.01			24.0124-0195.1	424195					274	24,1 22,0 V
KIA CARNIVAL II (01-06)															
	2.5 V6 2.5 V6 2.9 CRDi 2.9 TD	110 132 106 93		10.01 10.01 10.01 10.01	08.06 08.06 08.06 08.06			13.0460-5725.2	605725					23649	17,2 +/WK
	2.5 V6 2.5 V6 2.9 CRDi 2.9 TD	110 132 106 93		10.01 10.01 10.01 10.01	11.03 11.03 11.03 11.03			24.0126-0135.1	426135					274	26,2 24,0 V +B
	2.5 V6 2.5 V6 2.9 CRDi 2.9 TD	110 132 106 93		12.03 12.03 12.03 12.03	08.06 08.06 08.06 08.06			24.0128-0211.1	428211					274	28,3 26,0 V
	2.5 V6 2.5 V6 2.9 CRDi 2.9 TD	110 132 106 93		12.03 12.03 12.03 12.03	08.06 08.06 08.06 08.06			03.0137-0484.2	650484					295	x 53 HEB
KIA CARNIVAL III (06-)															
	2.2 CRDi 2.2 CRDi 2.7 V6 2.9 CRDi 2.9 CRDi LX	110 143 139 136 141		01.10 01.10 06.06 06.06 09.06				13.0460-5799.2	605799					24597	17,6 +/WK/Zub



KIA CARNIVAL III (06-)

	2.2 CRDi 110 2.2 CRDi 143 2.7 V6 139 2.9 CRDi 136 2.9 CRDi LX 141		01.10 01.10 06.06 06.06 09.06		24.0128-0220.1 428220		300 28,0 26,0 V +B
	2.2 CRDi 110 2.2 CRDi 143 2.7 V6 139 2.9 CRDi 136 2.9 CRDi LX 141		01.10 01.10 06.06 06.06 09.06		13.0460-5771.2 605771		24599 14,9 +/WK/Zub MAN
	2.2 CRDi 110 2.2 CRDi 143 2.7 V6 139 2.9 CRDi 136 2.9 CRDi LX 141		01.10 01.10 06.06 06.06 09.06		24.0112-0185.1 412185		324 11,9 10,4






















KIA CEE'D Limousine (06-)

	1.4 16V 66 1.4 16V 77 1.4 16V 80 1.6 16V 85 1.6 16V 90 1.6 16V 92 1.6 16V 93 1.6 CRDi 115 85 1.6 CRDi 128 94 1.6 CRDi 90 66 2.0 16V 105 2.0 CRDi 103		06.10 12.06 12.06 09.07 12.06 10.10 02.08 12.06 10.10 12.06 12.06 09.07		13.0460-5742.2 605742		23966 17,7 +/WK
	1.4 16V 66 1.4 16V 77 1.4 16V 80 1.6 16V 85 1.6 16V 90 1.6 16V 92 1.6 16V 93 1.6 CRDi 115 85 1.6 CRDi 128 94 1.6 CRDi 90 66 2.0 16V 105 2.0 CRDi 103		06.10 12.06 12.06 09.07 12.06 10.10 02.08 12.06 10.10 12.06 12.06 09.07		24.0126-0150.1 426150		280 26,0 24,4 V L +B
	1.4 16V 66 1.4 16V 77 1.4 16V 80 1.6 16V 85 1.6 16V 90 1.6 16V 92 1.6 16V 93 1.6 CRDi 115 85 1.6 CRDi 128 94 1.6 CRDi 90 66 2.0 16V 105 2.0 CRDi 103		06.10 12.06 12.06 09.07 12.06 10.10 02.08 12.06 10.10 12.06 12.06 09.07		13.0460-5780.2 605780		24320 15,3 +/WK/Zub
	1.4 16V 66 1.4 16V 77 1.4 16V 80 1.6 16V 85 1.6 16V 90 1.6 16V 92 1.6 16V 93 1.6 CRDi 115 85 1.6 CRDi 128 94 1.6 CRDi 90 66 2.0 16V 105 2.0 CRDi 103		06.10 12.06 12.06 09.07 12.06 10.10 02.08 12.06 10.10 12.06 12.06 09.07		24.0110-0332.1 410332		262 10,0 8,0 +B



























KIA CEE'D Kombi (07-)































	1.4 16V 66 1.4 16V 77 1.4 16V 80 1.6 16V 85 1.6 16V 90 1.6 16V 92 1.6 16V 93 1.6 CRDi 115 85 1.6 CRDi 128 94 1.6 CRDi 90 66 2.0 16V 105 2.0 CRDi 103		10.10 10.10 09.07 09.07 09.07 06.09 09.07 09.07 10.10 09.07 09.07 09.07		13.0460-5742.2 605742		23966 17,7 +/WK
	1.4 16V 66 1.4 16V 77 1.4 16V 80 1.6 16V 85 1.6 16V 90 1.6 16V 92 1.6 16V 93 1.6 CRDi 115 85		10.10 10.10 09.07 09.07 09.07 06.09 09.07 09.07		24.0126-0150.1 426150		280 26,0 24,4 V L +B
























								
KIA CEE'D Kombi (07-)								
	1.6 CRDi 128 1.6 CRDi 90 2.0 16V 2.0 CRDi	94 66 105 103	10.10 09.07 09.07 09.07		24.0126-0150.1	426150		280 26,0 24,4 V L +B
	1.4 16V 1.4 16V 1.4 16V 1.6 16V 1.6 16V 1.6 16V 1.6 16V 1.6 CRDi 115 1.6 CRDi 128 1.6 CRDi 90 2.0 16V 2.0 CRDi	66 77 80 85 90 92 93 85 94 66 105 103	10.10 10.10 09.07 09.07 09.07 06.09 09.07 09.07 10.10 09.07 09.07 09.07		13.0460-5780.2	605780		24320 15,3 +/WK/Zub
	1.4 16V 1.4 16V 1.4 16V 1.6 16V 1.6 16V 1.6 16V 1.6 16V 1.6 CRDi 115 1.6 CRDi 128 1.6 CRDi 90 2.0 16V 2.0 CRDi	66 77 80 85 90 92 93 85 94 66 105 103	10.10 10.10 09.07 09.07 09.07 06.09 09.07 09.07 10.10 09.07 09.07 09.07		24.0110-0332.1	410332		262 10,0 8,0 +B
	1.6 CRDi 128	94	10.10		24.0110-0332.1	410332		262 10,0 8,0 +B
KIA CEE'D (12-)								
	1.4 CRDi 90 1.4 CVVT 1.4 CVVT 1.6 CRDi 110 1.6 CRDi 115 1.6 CRDi 128 1.6 CRDi 90 1.6 CVVT 1.6 GDI	66 66 73 81 85 94 66 92 99	05.12 05.12 05.12 05.12 05.12 05.12 05.12 05.12 05.12		24.0128-0234.1	428234	+ 16" Rad ¹⁾	300 28,0 26,4 V +B
KIA CERATO (04-09)								
	1.5 CRDi 1.6 CRDi 1.6 i 16V 1.6 i 16V 2.0 CRDi 2.0 i 16V	75 85 77 90 83 105	07.05 06.09 06.05 06.09 04.04 06.09 05.06 06.09 04.04 06.09 04.04 06.09		13.0460-5791.2	605791		24218 17,5 +/WK/Zub
	1.5 CRDi 1.6 CRDi 1.6 i 16V 1.6 i 16V 2.0 CRDi 2.0 i 16V	75 85 77 90 83 105	07.05 06.09 06.05 06.09 04.04 06.09 05.06 06.09 04.04 06.09 04.04 06.09		24.0126-0155.1	426155		275 26,0 24,0 V +S +B
	1.5 CRDi 1.6 CRDi 1.6 i 16V 1.6 i 16V 2.0 CRDi 2.0 i 16V	75 85 77 90 83 105	07.05 06.09 06.05 06.09 04.04 06.09 05.06 06.09 04.04 06.09 04.04 06.09		13.0460-5874.2	605874		21553 14,0 +/WK/Zub SUM
	1.5 CRDi 1.6 CRDi 1.6 i 16V 1.6 i 16V 2.0 CRDi 2.0 i 16V	75 85 77 90 83 105	07.05 06.09 06.05 06.09 04.04 06.09 05.06 06.09 04.04 06.09 04.04 06.09		24.0110-0334.1	410334		258 10,0 8,0 +B
KIA CERATO (09-)								
	1.6 16V 1.6 16V 2.0 16V 2.0 16V	90 93 110 115	01.10 01.10 07.09 03.10		24.0110-0362.1	410362	+ ESP	262 10,0 8,4 +B
KIA CERATO KOUP (09-)								
	1.6 16V 2.0 16V 2.0 16V	93 110 115	01.10 01.10 01.09	- ⊖ - ⊖ - ⊖	24.0110-0362.1	410362	+ ABS	262 10,0 8,4 +B
KIA CLARUS (96-99)								
	1.8 i 16V 2.0 i 16V	85 98	05.96 12.99 05.96 12.99		13.0460-5868.2 13.0460-5712.2	605868 605712		23873 15,8 +/WK SUM 23450 17,5 +/WK ATE
	1.8 i 16V 2.0 i 16V	85 98	05.96 12.99 05.96 12.99		24.0124-0173.1	424173		258 24,0 22,0 V






















¹⁾ + 16" wheel / + ruota 16" / + roue 16" / + rueda 16"

									
KIA CLARUS (96-99)									
	2.0 i 16V	98		05.96	12.99		13.0460-5871.2 605871 13.0460-0296.2 610296	23455 13,7 +WK Einbausatz	SUM SUM
	2.0 i 16V	98		05.96	12.99		24.0110-0308.1 410308	261 10,0 8,0 +S +B	
KIA JOICE (00-03)									
	2.0 i 16V	88		09.01	08.03		13.0460-5933.2 605933	21725 16,8 +WK	AKE
	2.0 i 16V	102		01.00	08.03				
	2.0 i 16V	88		09.01	08.03	- ABS	24.0124-0136.1 424136	256 24,0 21,5 V +B	
	2.0 i 16V	102		01.00	08.03	- ABS			
	2.0 i 16V	88		09.01	08.03	+ ABS	24.0124-0146.1 424146	256 24,0 22,4 V +B	
	2.0 i 16V	102		01.00	08.03	+ ABS			
	2.0 i 16V	88		09.01	08.03	+ ABS	24.0118-0141.1 418141	266 18,0 16,4 V	
	2.0 i 16V	102		01.00	08.03	+ ABS			
KIA MAGENTIS (01-05)									
	2.0 i 16V	100		05.01	10.05		13.0460-5873.2 605873 13.0460-0139.2 610139	23891 16,9 +WK Einbausatz	MAN MAN
	2.5 i V6	124		05.01	10.05				
	2.0 i 16V	100		05.01	08.02		24.0125-0177.1 425177	257 24,5 22,4 V +B	
	2.5 i V6	124		05.01	08.02				
	2.0 i 16V	100		09.02	10.05		24.0126-0129.1 426129	280 26,0 24,4 V +B	
	2.5 i V6	124		09.02	10.05				
	2.0 i 16V	100		05.01	10.05	+ ABS	13.0460-5833.2 605833	23543 14,4 +WK/Zub	AKE
	2.5 i V6	124		05.01	10.05	+ ABS			
	2.0 i 16V	100		05.01	10.05	+ ABS	24.0110-0317.1 410317	262 10,0 8,4	
	2.5 i V6	124		05.01	10.05	+ ABS			
	2.0 i 16V	100		05.01	10.05	+ ABS	03.0137-3024.2 653024	170 x 32 HEB	
	2.5 i V6	124		05.01	10.05	+ ABS			
KIA MAGENTIS (05-10)									
	2.0 CRDi	100		11.05	12.08		13.0460-5873.2 605873 13.0460-0139.2 610139	23891 16,9 +WK Einbausatz	MAN MAN
	2.0 CRDi	103		04.06	12.10				
	2.0 CRDi	110		04.06	12.10				
	2.0 i 16V	106		11.05	12.10				
	2.0 i 16V	121		07.09	12.10				
	2.7 i V6	138		11.05	12.10				
	2.7 i V6	142		07.09	12.10				
	2.0 CRDi	100		11.05	12.08		24.0126-0128.1 426128	280 26,0 24,4 V L +B	
	2.0 CRDi	103		04.06	12.10				
	2.0 CRDi	110		04.06	12.10				
	2.0 i 16V	106		11.05	12.10				
	2.0 i 16V	121		07.09	12.10				
	2.7 i V6	138		11.05	12.10				
	2.7 i V6	142		07.09	12.10				
	2.0 CRDi	100		11.05	12.08		13.0460-5833.2 605833	23543 14,4 +WK/Zub	AKE
	2.0 CRDi	103		04.06	12.10				
	2.0 CRDi	110		04.06	12.10				
	2.0 i 16V	106		11.05	12.10				
	2.0 i 16V	121		07.09	12.10				
	2.7 i V6	138		11.05	12.10				
	2.7 i V6	142		07.09	12.10				
	2.0 CRDi	100		11.05	12.08		24.0110-0318.1 410318	262 10,0 8,4 +B	
	2.0 CRDi	103		04.06	12.10				
	2.0 CRDi	110		04.06	12.10				
	2.0 i 16V	106		11.05	12.10				
	2.0 i 16V	121		07.09	12.10				
	2.7 i V6	138		11.05	12.10				
	2.7 i V6	142		07.09	12.10				
	2.0 CRDi	100		11.05	12.08		03.0137-3025.2 653025	170 x 27	
	2.0 CRDi	103		04.06	12.10				
	2.0 CRDi	110		04.06	12.10				
	2.0 i 16V	106		11.05	12.10				
	2.0 i 16V	121		07.09	12.10				
	2.7 i V6	138		11.05	12.10				
	2.7 i V6	142		07.09	12.10				
KIA MENTOR I (GB) (96-01)									
	1.5 16V	65		01.96	04.01		13.0460-5923.2 605923	23384 18,3 +WK	ATE
	1.5 16V	65		01.96	12.97		24.0120-0162.1 420162	243 20,0 18,0 V	
	1.5 16V	65		01.98	04.01		24.0120-0177.1 420177	242 20,0 18,0 V	

										
KIA MENTOR I (GB) (96-01)										
	1.5 16V	65		01.96	04.01	+ ABS	13.0460-5871.2	605871	23455 13,7 +/WK	SUM
	1.5 16V	65		01.96	04.01	+ ABS	24.0110-0301.1	410301	261 10,0 8,0 +B	
	1.5 16V	65		01.96	04.01	- ABS	03.0137-0377.2	650377	200 x 36	Einbausatz
	1.5 16V	65		01.96	04.01	- ABS	24.0220-0031.1	480125	200/201 x 41,5	
KIA MENTOR II (GB) (01-04)										
	1.6 i 16V	75		05.01	08.04		13.0460-5868.2	605868	23873 15,8 +/WK	SUM
	1.6 i 16V	75		05.01	08.04		24.0124-0185.1	424185	258 24,0 22,0 V +B	
	1.6 i 16V	75		05.01	08.04	+ ABS	13.0460-5871.2	605871	23455 13,7 +/WK	SUM
	1.6 i 16V	75		05.01	08.04	+ ABS	24.0110-0301.1	410301	261 10,0 8,0 +B	
	1.6 i 16V	75		05.01	08.04	- ABS	03.0137-0377.2	650377	200 x 36	
	1.6 i 16V	75		05.01	08.04	- ABS	24.0220-0031.1	480125	200/201 x 41,5	
KIA OPIRUS (03-10)										
	2.7 i V6 3.3 i V6 3.8 i V6	139 173 196		10.06 10.06 10.06	08.07 08.07 08.07		24.0110-0336.1	410336	284 10,0 8,4 +B	
KIA PICANTO (BA) (04-11)										
	1.0 1.0 1.1 1.1 CRDi	45 46 48 55		09.05 11.09 04.04 11.05	04.11 04.11 04.11 04.11		13.0460-5776.2	605776	24275 16,5 +/WK/Zub	
	1.0 1.0 1.1 1.1 CRDi	45 46 48 55		09.05 11.09 04.04 11.05	04.11 04.11 04.11 04.11		24.0118-0145.1	418145	241 18,0 16,0 V +B	
	1.0 1.0 1.1 1.1 CRDi	45 46 48 55		09.05 11.09 04.04 11.05	04.11 04.11 04.11 04.11	+ ABS + ABS + ABS + ABS	13.0460-5775.2	605775	24276 14,8 +/WK/Zub	
	1.0 1.0 1.1 1.1 CRDi	45 46 48 55		09.05 11.09 04.04 11.05	04.11 04.11 04.11 04.11	+ ABS + ABS + ABS + ABS	24.0110-0324.1	410324	234 10,0 8,0 +B	
KIA PICANTO (TA) (11-)										
	1.0 12V 1.0 Bi-Fuel 1.0 Bi-Fuel 1.2 16V	51 59 60 63		05.11 05.11 05.11 09.11			13.0460-5776.2	605776	24275 16,5 +/WK/Zub	
	1.0 12V 1.0 Bi-Fuel 1.0 Bi-Fuel 1.2 16V	51 59 60 63		05.11 05.11 05.11 09.11			24.0118-0145.1	418145	241 18,0 16,0 V +B	
	1.0 12V 1.0 Bi-Fuel 1.0 Bi-Fuel 1.2 16V	51 59 60 63		05.11 05.11 05.11 09.11			13.0460-5775.2	605775	24276 14,8 +/WK/Zub	
	1.0 12V 1.0 Bi-Fuel 1.0 Bi-Fuel 1.2 16V	51 59 60 63		05.11 05.11 05.11 09.11			24.0110-0324.1	410324	234 10,0 8,0 +B	
KIA PREGIO (97-04)										
	2.5 TCiD 2.7 D	69 60		09.02 01.99	09.04 12.01		13.0460-5725.2	605725	23649 17,2 +/WK	
	2.5 TCiD 2.7 D	69 60		09.02 10.97	03.04 12.01		03.0137-0486.2	650486	260 x 51	



































KW		
KIA PRIDE Limousine (90-94)															
	1.1 i 1.3 i 16V 1.3 i 16V 1.3 i 16V	38 44 51 53		01.91 01.90 01.90 01.90	04.94 04.94 04.94 04.94			13.0460-5970.2 13.0460-0451.2	605970 610451				21355 13,5 +/WK	SUM	
	1.1 i 1.3 i 16V 1.3 i 16V 1.3 i 16V	38 44 51 53		01.91 01.90 01.90 01.90	04.94 04.94 04.94 04.94			24.0113-0165.1	413165				219 13,0 11,0		
	1.1 i 1.3 i 16V 1.3 i 16V 1.3 i 16V	38 44 51 53		01.91 01.90 01.90 01.90	04.94 04.94 04.94 04.94			03.0137-0204.2	650204				170 x 25		
	1.1 i 1.3 i 16V 1.3 i 16V 1.3 i 16V	38 44 51 53		01.91 01.90 01.90 01.90	04.94 04.94 04.94 04.94			24.0217-0001.1	480198				170/171,5 x 34,5		
KIA PRIDE Limousine (96-00)															
	1.3 i 16V	47		10.96	10.00			13.0460-5970.2 13.0460-0451.2	605970 610451				21355 13,5 +/WK Einbausatz	SUM	
	1.3 i 16V	47		10.96	10.00			24.0113-0165.1	413165				219 13,0 11,0		
	1.3 i 16V	47		10.96	10.00			03.0137-0204.2 03.0137-9113.2	650204 669113				170 x 25 Einbausatz		
	1.3 i 16V	47		10.96	10.00			24.0217-0001.1	480198		ohne Sensorring ¹⁾		170/171,5 x 34,5		
KIA PRIDE Kombi (99-01)															
	1.3	47		08.99	05.01			13.0460-5970.2 13.0460-0451.2	605970 610451				21355 13,5 +/WK Einbausatz	SUM	
	1.3	47		08.99	05.01			24.0113-0165.1	413165				219 13,0 11,0		
	1.3	47		08.99	05.01			03.0137-0204.2 03.0137-9113.2	650204 669113				170 x 25 Einbausatz		
	1.3	47		08.99	05.01			24.0217-0001.1	480198		ohne Sensorring ¹⁾		170/171,5 x 34,5		
KIA PRIDE (05-)															
	1.4 i 16V 1.5 CRDi 1.6 i 16V	71 81 82		03.05 03.05 03.05				13.0460-5779.2	605779				24317 17,6 +/WK/Zub		
	1.4 i 16V 1.5 CRDi 1.6 i 16V	71 81 82		03.05 03.05 03.05				24.0122-0260.1	422260				256 22,0 20,0 V +B		
	1.4 i 16V 1.5 CRDi 1.6 i 16V	71 81 82		03.05 03.05 03.05	+ ABS + ABS + ABS			13.0460-5780.2	605780				24320 15,3 +/WK/Zub		
	1.4 i 16V 1.5 CRDi 1.6 i 16V	71 81 82		03.05 03.05 03.05	+ ABS + ABS + ABS			24.0110-0312.1	410312				262 10,0 8,4 +B		
	1.4 i 16V 1.5 CRDi 1.6 i 16V	71 81 82		03.05 03.05 03.05	- ABS - ABS - ABS			03.0137-0495.2	650495				203 x 32 HEB		
	1.4 i 16V 1.5 CRDi 1.6 i 16V	71 81 82		03.05 03.05 03.05	+ ABS + ABS + ABS			03.0137-3022.2	653022				170 x 32 HEB		
KIA PRO CEE'D (08-)															
	1.4 16V 1.4 16V 1.4 16V 1.6 16V 1.6 16V 1.6 16V 1.6 16V 1.6 CRDi 115 1.6 CRDi 128 1.6 CRDi 90 2.0 16V 2.0 CRDi 140	66 77 80 85 90 92 93 85 94 66 105 103		06.10 02.08 02.08 02.08 02.08 10.10 02.08 02.08 10.10 02.08 02.08				13.0460-5742.2	605742				23966 17,7 +/WK		
	1.4 16V 1.4 16V 1.4 16V 1.6 16V 1.6 16V 1.6 16V	66 77 80 85 90 92		06.10 02.08 02.08 02.08 02.08 10.10				24.0126-0150.1	426150				280 26,0 24,4 V L +B		
															






























¹⁾ without sensor ring / senza sensori / sans secours ABS / sin anillo sensor ABS





















								
KIA PRO CEE'D (08-)								
	1.6 16V	93		02.08		24.0126-0150.1	426150	280 26,0 24,4 V L +B
	1.6 CRDi 115	85		02.08				
	1.6 CRDi 128	94		10.10				
	1.6 CRDi 90	66		02.08				
	2.0 16V	105		02.08				
	2.0 CRDi 140	103		02.08				
	1.4 16V	66		06.10		13.0460-5780.2	605780	24320 15,3 +/WK/Zub
	1.4 16V	77		02.08				
	1.4 16V	80		02.08				
	1.6 16V	85		02.08				
	1.6 16V	90		02.08				
	1.6 16V	92		10.10				
	1.6 16V	93		02.08				
	1.6 CRDi 115	85		02.08				
	1.6 CRDi 128	94		10.10				
	1.6 CRDi 90	66		02.08				
	2.0 16V	105		02.08				
	2.0 CRDi 140	103		02.08				
	1.4 16V	66		06.10		24.0110-0332.1	410332	262 10,0 8,0 +B
	1.4 16V	77		02.08				
	1.4 16V	80		02.08				
	1.6 16V	85		02.08				
	1.6 16V	90		02.08				
	1.6 16V	92		10.10				
	1.6 16V	93		02.08				
	1.6 CRDi 115	85		02.08				
	1.6 CRDi 128	94		10.10				
	1.6 CRDi 90	66		02.08				
	2.0 16V	105		02.08				
	2.0 CRDi 140	103		02.08				
KIA PRO CEE'D (13-)								
	1.4 CRDi	66		03.13		24.0128-0234.1	428234	+ 16" Rad ¹⁾
	1.4 CVVT	73		03.13				
	1.6 CRDi	81		03.13				
	1.6 CRDi	94		03.13				
	1.6 GDI	99		03.13				
KIA RETONA (99-03)								
	2.0 i 16V	94		05.00	08.03	13.0460-5896.2	605896	23442 15,3 +/WK
	2.0 TDi	61		06.99	08.03			
	2.0 i 16V	94		05.00	08.03	24.0124-0172.1	424172	285 24,0 22,4 V
	2.0 TDi	61		06.99	08.03			
KIA RIO I (DC) (00-05)								
	1.3 i	55		08.00	06.02	13.0460-5944.2	605944	21654 15,0 +/WK
	1.3 i	60		08.00	06.02	13.0460-0149.2	610149	Einbausatz
	1.5 i 16V	72		08.00	06.02			SUM
	1.3 i	55		07.02	02.05	13.0460-5868.2	605868	23873 15,8 +/WK
	1.3 i	60		07.02	02.05			SUM
	1.5 i 16V	70		09.02	02.05			
	1.5 i 16V	71		09.02	02.05			
	1.5 i 16V	72		07.02	02.05			
	1.3 i	55		08.00	06.02	24.0122-0227.1	422227	235 22,0 20,0 V
	1.3 i	60		08.00	06.02			
	1.5 i 16V	72		08.00	06.02			
	1.3 i	55		07.02	02.05	24.0124-0187.1	424187	254 24,0 22,0 V +B
	1.3 i	60		07.02	02.05			
	1.5 i 16V	70		09.02	02.05			
	1.5 i 16V	71		09.02	02.05			
	1.5 i 16V	72		07.02	02.05			
	1.3 i	55		08.00	06.02	03.0137-0436.2	650436	200 x 26
	1.3 i	60		08.00	06.02			
	1.5 i 16V	72		08.00	06.02			
	1.3 i	55		07.02	02.05	03.0137-0455.2	650455	200 x 31
	1.3 i	60		07.02	02.05			
	1.5 i 16V	70		09.02	02.05			
	1.5 i 16V	71		09.02	02.05			
	1.5 i 16V	72		07.02	02.05			
	1.3 i	55		08.00	06.02	24.0220-0006.1	480309	ohne Sensorring ²⁾
	1.3 i	60		08.00	06.02	24.0220-0706.2	480215	ohne Sensorring ²⁾
	1.5 i 16V	72		08.00	06.02			200/201 x 31 - Lager
								200/201 x 31 + Lager
KIA RIO II (JB) (05-)								
	1.4 i 16V	71		03.05		13.0460-5779.2	605779	24317 17,6 +/WK/Zub
	1.5 CRDi	81		03.05				
	1.6 i 16V	82		03.05				
	1.4 i 16V	71		03.05		24.0122-0260.1	422260	256 22,0 20,0 V +B
	1.5 CRDi	81		03.05				
	1.6 i 16V	82		03.05				

¹⁾ + 16" wheel / + ruota 16" / + roue 16" / + rueda 16"

²⁾ without sensor ring / senza sensori / sans secours ABS / sin anillo sensor ABS

								
KIA RIO II (JB) (05-)								
	1.4 i 16V 1.5 CRDi 1.6 i 16V	71 81 82	03.05 03.05 03.05	+ ABS + ABS + ABS	13.0460-5780.2	605780		24320 15,3 +/WK/Zub
	1.4 i 16V 1.5 CRDi 1.6 i 16V	71 81 82	03.05 03.05 03.05	+ ABS + ABS + ABS	24.0110-0312.1	410312		262 10,0 8,4 +B
	1.4 i 16V 1.5 CRDi 1.6 i 16V	71 81 82	03.05 03.05 03.05	- ABS - ABS - ABS	03.0137-0495.2	650495		203 x 32 HEB
	1.4 i 16V 1.5 CRDi 1.6 i 16V	71 81 82	03.05 03.05 03.05	+ ABS + ABS + ABS	03.0137-3022.2	653022		170 x 32 HEB
KIA SEDONA I (GB) (99-01)								
	2.5 i V6 2.9 TDi	121 93	04.99 04.99	09.01 09.01	13.0460-5897.2	605897		21822 17,5 +/WK
	2.5 i V6 2.9 TDi	121 93	04.99 04.99	09.01 09.01	24.0124-0195.1	424195		274 24,1 22,0 V
KIA SEDONA II (GB) (01-06)								
	2.5 i V6 2.9 CRDi	110 106	10.01 10.01	10.06 10.06	13.0460-5725.2	605725		23649 17,2 +/WK
	2.5 i V6 2.9 CRDi	110 106	10.01 10.01	11.03 11.03	24.0126-0135.1	426135		274 26,2 24,0 V +B
	2.5 i V6 2.9 CRDi	110 106	12.03 12.03	10.06 10.06	24.0128-0211.1	428211		274 28,3 26,0 V
	2.5 i V6 2.9 CRDi	110 106	12.03 12.03	10.06 10.06	03.0137-0484.2	650484		295 x 53 HEB
KIA SEPHIA I (93-98)								
	1.5 16V 1.6 i 1.8 16V		02.96 10.93 01.95	12.98 06.96 12.98	13.0460-5923.2	605923		23384 18,3 +/WK ATE
	1.5 16V 1.6 i 1.8 16V		02.96 10.93 01.95	12.98 06.96 12.98	24.0120-0162.1	420162		243 20,0 18,0 V
	1.5 16V 1.6 i 1.8 16V		02.96 10.93 01.95	12.98 + ABS 06.96 + ABS 12.98 + ABS	13.0460-5924.2 13.0460-0436.2	605924 610436		21832 14,9 Einbausatz ATE ATE
	1.5 16V 1.6 i 1.8 16V		02.96 10.93 01.95	12.98 + ABS 06.96 + ABS 12.98 + ABS	24.0110-0300.1	410300		270 10,0 8,0
	1.5 16V 1.6 i 1.8 16V		02.96 10.93 01.95	12.98 - ABS 06.96 - ABS 12.98 - ABS	03.0137-0377.2 03.0137-9241.2	650377 669241		200 x 36 Einbausatz
	1.5 16V 1.6 i 1.8 16V		02.96 10.93 01.95	12.98 - ABS 06.96 - ABS 12.98 - ABS	24.0220-0031.1	480125		200/201 x 41,5
KIA SEPHIA I (98-01)								
	1.5 i 16V 1.8 i 16V	65 81	02.98 02.98	03.01 03.01	13.0460-5923.2	605923		23384 18,3 +/WK ATE
	1.5 i 16V 1.8 i 16V	65 81	02.98 02.98	03.01 03.01	24.0120-0177.1	420177		242 20,0 18,0 V
	1.5 i 16V 1.8 i 16V	65 81	02.98 02.98	03.01 03.01	03.0137-0377.2 03.0137-9241.2	650377 669241		200 x 36 Einbausatz
	1.5 i 16V 1.8 i 16V	65 81	02.98 02.98	03.01 03.01	24.0220-0031.1	480125		200/201 x 41,5
KIA SEPHIA II (01-04)								
	1.6 i 16V	75	05.01	08.04	13.0460-5868.2	605868		23873 15,8 +/WK SUM
	1.6 i 16V	75	05.01	08.04	24.0124-0185.1	424185		258 24,0 22,0 V +B
	1.6 i 16V	75	05.01	08.04 + ABS	13.0460-5871.2	605871		23455 13,7 +/WK SUM
	1.6 i 16V	75	05.01	08.04 + ABS	24.0110-0301.1	410301		261 10,0 8,0 +B
	1.6 i 16V	75	05.01	08.04 - ABS	03.0137-0377.2 03.0137-9241.2	650377 669241		200 x 36 Einbausatz

								
KIA SEPHIA II (01-04)								
	1.6 i 16V	75	05.01	08.04	- ABS	24.0220-0031.1	480125	200/201 x 41,5
KIA SHUMA I (97-01)								
	1.5 i 16V	65	10.97	04.01		13.0460-5923.2	605923	23384 18,3 +/WK ATE
	1.8 i 16V	81	10.97	04.01				
	1.5 i 16V	65	10.97	04.01		24.0120-0177.1	420177	242 20,0 18,0 V
	1.8 i 16V	81	10.97	04.01				
	1.5 i 16V	65	10.97	04.01	+ ABS	13.0460-5871.2	605871	23455 13,7 +/WK SUM
	1.8 i 16V	81	10.97	04.01	+ ABS			
	1.5 i 16V	65	10.97	04.01	+ ABS	24.0110-0301.1	410301	261 10,0 8,0 +B
	1.8 i 16V	81	10.97	04.01	+ ABS			
	1.5 i 16V	65	10.97	04.01	- ABS	03.0137-0377.2	650377	200 x 36
	1.8 i 16V	81	10.97	04.01	- ABS	03.0137-9241.2	669241	Einbausatz
	1.5 i 16V	65	10.97	04.01	- ABS	24.0220-0031.1	480125	200/201 x 41,5
	1.8 i 16V	81	10.97	04.01	- ABS			
KIA SHUMA II (01-04)								
	1.6 i 16V	75	05.01	08.04		13.0460-5868.2	605868	23873 15,8 +/WK SUM
	1.8 i 16V	84	04.03	08.04				
	1.6 i 16V	75	05.01	08.04		24.0124-0185.1	424185	258 24,0 22,0 V +B
	1.8 i 16V	84	04.03	08.04				
	1.6 i 16V	75	05.01	08.04	+ ABS	13.0460-5871.2	605871	23455 13,7 +/WK SUM
	1.8 i 16V	84	04.03	08.04	+ ABS			
	1.6 i 16V	75	05.01	08.04	+ ABS	24.0110-0301.1	410301	261 10,0 8,0 +B
	1.8 i 16V	84	04.03	08.04	+ ABS			
	1.6 i 16V	75	05.01	08.04	- ABS	03.0137-0377.2	650377	200 x 36
	1.8 i 16V	84	04.03	08.04	- ABS	03.0137-9241.2	669241	Einbausatz
	1.6 i 16V	75	05.01	08.04	- ABS	24.0220-0031.1	480125	200/201 x 41,5
	1.8 i 16V	84	04.03	08.04	- ABS			
KIA SORENTO (JC) (02-09)								
	2.4 i 16V	102	08.02	11.06		13.0460-5772.2	605772	24092 17,1 +/WK/Zub
	2.5 CRDi	103	08.02	11.06				
	2.5 CRDi	120	05.06	10.09				
	2.5 CRDi	125	12.06	10.09				
	3.3 i V6	177	12.06	10.09				
	3.3 i V6	182	11.07	10.09				
	3.5 i V6	143	08.02	10.09				
	2.4 i 16V	102	08.02	11.06		24.0128-0200.1	428200	302 28,0 26,0 V
	2.5 CRDi	103	08.02	11.06				
	3.5 i V6	143	08.02	10.09				
	2.5 CRDi	120	05.06	10.09		24.0128-0227.1	428227	302 28,0 26,4 V +B
	2.5 CRDi	125	12.06	10.09				
	3.3 i V6	177	12.06	10.09				
	3.3 i V6	182	11.07	10.09				
	2.4 i 16V	102	08.02	11.06		13.0460-5773.2	605773	24058 15,5 +/WK/Zub
	2.5 CRDi	103	08.02	11.06				
	2.5 CRDi	120	05.06	10.09				
	2.5 CRDi	125	12.06	10.09				
	3.3 i V6	177	12.06	10.09				
	3.3 i V6	182	11.07	10.09				
	3.5 i V6	143	08.02	10.09				
	2.4 i 16V	102	08.02	11.06		24.0120-0202.1	420202	315 20,0 18,4 V
	2.5 CRDi	103	08.02	08.06				
	3.5 i V6	143	08.02	10.09				
	2.5 CRDi	103	09.06	11.06		24.0120-0207.1	420207	315 20,0 18,4 V +B
	2.5 CRDi	120	05.06	10.09				
	2.5 CRDi	125	12.06	10.09				
	3.3 i V6	177	12.06	10.09				
	3.3 i V6	182	11.07	10.09				
	2.4 i 16V	102	08.02	11.06		03.0137-3009.2	653009	190 x 40
	2.5 CRDi	103	08.02	11.06				
	3.5 i V6	143	08.02	10.09				
KIA SORENTO (XM) (09-)								
	2.0 CRDi	110	11.10			13.0460-5777.2	605777	24351 16,3 +/WK/Zub
	2.0 CRDi 4WD	110	11.10					
	2.2 CRDi	145	11.09					
	2.2 CRDi 4WD	145	11.09					
	2.4 16V	128	11.09					

								
KIA SORENTO (XM) (09-)								
	2.4 16V 4WD	128		11.09		13.0460-5777.2	605777	24351 16,3 +WK/Zub
	2.0 CRDi	110		11.10		24.0128-0248.1	428248	321 28,0 26,4 V L +B
	2.0 CRDi 4WD	110		11.10				
	2.2 CRDi	145		11.09				
	2.2 CRDi 4WD	145		11.09				
	2.4 16V	128		11.09				
	2.4 16V 4WD	128		11.09				
	2.0 CRDi	110		11.10		24.0111-0170.1	411170	302 11,0 9,4 L +B
	2.0 CRDi 4WD	110		11.10				
	2.2 CRDi	145		11.09				
	2.2 CRDi 4WD	145		11.09				
	2.4 16V	128		11.09				
	2.4 16V 4WD	128		11.09				
KIA SOUL (09-)								
	1.6 CRDi 115	85		02.09		13.0460-5873.2	605873	23891 16,9 +WK
	1.6 CRDi 128	94		02.09		13.0460-0139.2	610139	Einbausatz
	1.6 CVVT	77		02.09				
	1.6 CVVT	93		02.09				
	1.6 CVVT	95		03.12				
	1.6 Flex	94		01.11				
	1.6 GDI	103		06.11				
	1.6 CRDi 115	85		02.09		24.0126-0150.1	426150	280 26,0 24,4 V L +B
	1.6 CRDi 128	94		02.09				
	1.6 CVVT	77		02.09				
	1.6 CVVT	93		02.09				
	1.6 CVVT	95		03.12				
	1.6 Flex	94		01.11				
	1.6 GDI	103		06.11				
	1.6 CRDi 115	85		02.09	+ ABS	24.0110-0362.1	410362	262 10,0 8,4 +B
	1.6 CRDi 128	94		02.09	+ ABS			
	1.6 CVVT	77		02.09	+ ABS			
	1.6 CVVT	93		02.09	+ ABS			
	1.6 CVVT	95		03.12	+ ABS			
	1.6 Flex	94		01.11	+ ABS			
	1.6 GDI	103		06.11	+ ABS			
	1.6 CRDi 115	85		02.09	+ ABS	03.0137-3026.2	653026	167 x 32 HEB
	1.6 CRDi 128	94		02.09	+ ABS			
	1.6 CVVT	77		02.09	+ ABS			
	1.6 CVVT	93		02.09	+ ABS			
	1.6 CVVT	95		03.12	+ ABS			
	1.6 Flex	94		01.11	+ ABS			
	1.6 GDI	103		06.11	+ ABS			
KIA SPORTAGE (94-03)								
	2.0 i 16V	87		10.00	08.03	13.0460-5896.2	605896	23442 15,3 +WK
	2.0 i 16V	94		10.99	08.03			
	2.0 i 16V 4WD	87		10.00	08.03			
	2.0 i 16V 4WD	94		10.99	08.03			
	2.0 TDi 4WD	61		06.99	08.03			
	2.0 i 16V	87		10.00	08.03	24.0124-0172.1	424172	285 24,0 22,4 V
	2.0 i 16V	94		10.99	08.03			
	2.0 i 16V 4WD	87		10.00	08.03			
	2.0 i 16V 4WD	94		04.94	08.03			
	2.0 i 4WD	70		04.94	08.99			
	2.0 TDi 4WD	61		10.97	08.03			
KIA SPORTAGE (04-10)								
	2.0 CRDi	83		02.05	03.07	13.0460-5873.2	605873	23891 16,9 +WK
	2.0 CRDi	100		01.06	03.07	13.0460-0139.2	610139	Einbausatz
	2.0 CRDi	103		01.06	03.07			
	2.0 CRDi 4WD	83		09.04	03.07			
	2.0 CRDi 4WD	100		01.06	03.07			
	2.0 CRDi 4WD	103		01.06	03.07			
	2.0 i 16V	104		09.04	03.07			
	2.0 i 16V 4WD	104		09.04	03.07			
	2.7 i V6 4WD	129		09.04	05.10			
	2.0 CRDi	83		04.07	05.10	13.0460-5600.2	605600	24501 16,7 +WK
	2.0 CRDi	100		04.07	05.10			
	2.0 CRDi	103		04.07	05.10			
	2.0 CRDi	110		09.08	05.10			
	2.0 CRDi 4WD	83		04.07	05.10			
	2.0 CRDi 4WD	100		04.07	05.10			
	2.0 CRDi 4WD	103		04.07	05.10			
	2.0 CRDi 4WD	110		09.08	05.10			
	2.0 i 16V	104		04.07	05.10			
	2.0 i 16V 4WD	104		04.07	05.10			
	2.0 CRDi	83		02.05	05.10	24.0126-0128.1	426128	+ Bremsscheibe 280mm ¹⁾
	2.0 CRDi	100		01.06	05.10			
	2.0 CRDi	103		01.06	05.10			
	2.0 CRDi	110		09.08	05.10			
	2.0 CRDi 4WD	83		09.04	05.10			
	2.0 CRDi 4WD	100		01.06	05.10			
	2.0 CRDi 4WD	103		01.06	05.10			
	2.0 CRDi 4WD	104		01.06	05.10			

¹⁾ + brake disc 280mm / + dischi freno 280mm / + disques de frein 280mm / + disco de freno 280mm



KIA SPORTAGE (04-10)
























	2.0 CRDi 4WD 2.0 i 16V 2.0 i 16V 4WD 2.7 i V6 4WD	110 104 104 129		09.08 09.04 09.04 09.04	05.10 05.10 05.10 05.10	24.0126-0128.1	426128		+ Bremsscheibe 280mm ¹⁾	280 26,0 24,4 V L +B
	2.0 CRDi 2.0 CRDi 2.0 CRDi 2.0 CRDi 4WD 2.0 CRDi 4WD 2.0 CRDi 4WD 2.0 i 16V 2.0 i 16V 4WD 2.7 i V6 4WD	83 100 103 83 100 103 104 104 129		02.05 01.06 01.06 09.04 01.06 01.06 09.04 09.04	12.06 12.06 12.06 12.06 12.06 12.06 12.06 05.10	13.0460-5833.2	605833			23543 14,4 +/WK/Zub AKE
	2.0 CRDi 2.0 CRDi 2.0 CRDi 2.0 CRDi 2.0 CRDi 4WD 2.0 CRDi 4WD 2.0 CRDi 4WD 2.0 i 16V 2.0 i 16V 4WD	83 100 103 110 83 100 103 104 104		02.05 01.06 01.06 09.08 01.07 01.07 01.07 01.07 01.07	05.10 05.10 05.10 05.10 05.10 05.10 05.10 05.10 05.10	24.0110-0318.1	410318			262 10,0 8,4 +B
	2.0 CRDi 4WD 2.0 CRDi 4WD 2.0 CRDi 4WD 2.0 CRDi 4WD 2.0 i 16V 4WD 2.7 i V6 4WD	83 100 103 110 104 129		09.04 01.06 01.06 09.08 09.04 09.04	05.10 05.10 05.10 05.10 05.10 05.10	24.0110-0286.1	410286			284 10,0 8,4 +B
	2.0 CRDi 2.0 CRDi 2.0 CRDi 2.0 CRDi 2.0 i 16V	83 100 103 110 104		02.05 01.06 01.06 09.08 09.04	05.10 05.10 05.10 05.10 05.10	03.0137-3016.2	653016			167 x 27
	2.0 CRDi 4WD 2.0 CRDi 4WD 2.0 CRDi 4WD 2.0 CRDi 4WD 2.0 i 16V 4WD 2.7 i V6 4WD	83 100 103 110 104 129		09.04 01.06 01.06 09.08 09.04 09.04	05.10 05.10 05.10 05.10 05.10 05.10	03.0137-3004.2	653004			190 x 40 HEB

KIA SPORTAGE (10-)

	1.6 16V 1.6 GDI 1.7 CRDi 2.0 16V 2.0 16V 2.0 16V AWD 2.0 16V AWD 2.0 CRDi 2.0 CRDi 2.0 CRDi AWD 2.0 CRDi AWD	99 99 85 110 120 110 120 100 135 100 135		07.10 02.11 02.11 07.10 07.10 07.10 07.10 07.10 08.10 07.11 08.10		13.0460-5600.2	605600			24501 16,7 +/WK SUM
	1.6 16V 1.6 GDI 1.7 CRDi 2.0 16V 2.0 16V 2.0 16V AWD 2.0 16V AWD 2.0 CRDi 2.0 CRDi 2.0 CRDi AWD 2.0 CRDi AWD	99 99 85 110 120 110 120 100 135 100 135		07.10 02.11 02.11 07.10 07.10 07.10 07.10 07.10 08.10 07.11 08.10		24.0128-0256.1	428256			300 28,0 26,4 V L +B
	1.6 16V 1.6 GDI 1.7 CRDi 2.0 16V 2.0 16V 2.0 16V AWD 2.0 16V AWD 2.0 CRDi 2.0 CRDi 2.0 CRDi AWD 2.0 CRDi AWD	99 99 85 110 120 110 120 100 135 100 135		07.10 02.11 02.11 07.10 07.10 07.10 07.10 07.10 08.10 07.10 08.10		13.0460-5780.2	605780			24320 15,3 +/WK/Zub
	1.6 16V 1.6 GDI 1.7 CRDi 2.0 16V 2.0 16V 2.0 16V AWD	99 99 85 110 120 110		07.10 02.11 02.11 07.10 07.10 07.10		24.0110-0332.1	410332			262 10,0 8,0 +B




























¹⁾ + brake disc 280mm / + dischi freno 280mm / + disques de frein 280mm / + disco de freno 280mm



								
KIA SPORTAGE (10-)								
	2.0 16V AWD 2.0 CRDi 2.0 CRDi 2.0 CRDi AWD 2.0 CRDi AWD	120 100 135 100 135	07.10 07.10 08.10 07.10 08.10		24.0110-0332.1	410332		262 10,0 8,0 +B
KIA VENGA (10-)								
	1.4 CRDi 75 1.4 CRDi 75 1.4 CRDi 90 1.4 CVVT 1.6 CRDi 115 1.6 CRDi 128 1.6 CVVT	55 57 66 66 85 94 92	02.10 02.10 02.10 02.10 02.10 02.10 02.10		24.0126-0150.1	426150		280 26,0 24,4 V L +B
	1.4 CRDi 75 1.4 CRDi 75 1.4 CRDi 90 1.4 CVVT 1.6 CRDi 115 1.6 CRDi 128 1.6 CVVT	55 57 66 66 85 94 92	02.10 02.10 02.10 02.10 02.10 02.10 02.10		13.0460-2868.2 13.0470-2868.2	602868 LD2868		23417 15,3 +WK/Zub/S LUC 23417 15,3 +WK/Zub/S LUC
	1.4 CRDi 75 1.4 CRDi 75 1.4 CRDi 90 1.4 CVVT 1.6 CRDi 115 1.6 CRDi 128 1.6 CVVT	55 57 66 66 85 94 92	02.10 02.10 02.10 02.10 02.10 02.10 02.10		24.0110-0357.1	410357		258 10,0 8,0 +B
LADA 110 Stufenheck (2110) (95-07)								
	1.5 1.5 1.5 i 16V 1.6 1.6	54 57 70 60 66	01.95 08.07 01.95 08.07 01.95 08.07 01.00 08.07 01.00 08.07		13.0460-2965.2	602965		21170 17,3 LUC
	1.5 1.5 1.5 i 16V 1.6 1.6	54 57 70 60 66	01.95 09.00 01.95 09.00 01.95 09.00 01.00 08.07 01.00 08.07		24.0112-0125.1 24.0312-0125.1	412125 512125		239 12,0 10,8 +B 239 12,0 10,8 +B PD
	1.5 1.5 i 16V 2.0 i Winkel	56 67 110 88	10.00 08.07 10.00 08.07 08.96 08.07 06.97 08.07		24.0120-0186.1 24.0120-0187.1	420186 420187	+ 13" Rad ¹⁾ + 14" Rad ²⁾	239 19,5 18,0 V 260 20,0 18,5 V
	1.5 1.5 1.5 i 16V 1.6 1.6 2.0 i Winkel	54 57 70 60 66 110 88	01.95 08.07 01.95 08.07 01.95 08.07 01.00 08.07 01.00 08.07 08.96 08.07 06.97 08.07		03.0137-0231.2 03.0137-9118.2	650231 669118		200 x 41 Einbausatz
	1.5 1.5 1.5 i 16V 1.6 1.6 2.0 i Winkel	54 57 70 60 66 110 88	01.95 08.07 01.95 08.07 01.95 08.07 01.00 08.07 01.00 08.07 08.96 08.07 06.97 08.07		24.0220-0020.1	480059		200/201,5 x 50
LADA 111 Kombi (2111) (95-08)								
	1.5 1.5 i 16V 1.6 1.6	57 70 60 66	01.95 12.08 01.95 12.08 01.05 12.08 03.06 12.08		13.0460-2965.2	602965		21170 17,3 LUC
	1.5 1.5 i 16V 1.5 1.5 i 16V 1.6 1.6	57 70 56 67 60 66	01.95 09.00 01.95 09.00 10.00 12.08 10.00 12.08 01.05 12.08 03.06 12.08		24.0112-0125.1 24.0312-0125.1 24.0120-0186.1 24.0120-0187.1	412125 512125 420186 420187	+ 13" Rad ¹⁾ + 14" Rad ²⁾	239 12,0 10,8 +B 239 12,0 10,8 +B PD 239 19,5 18,0 V 260 20,0 18,5 V
	1.5 1.5 i 16V 1.6 1.6	57 70 60 66	01.95 12.08 01.95 12.08 01.05 12.08 03.06 12.08		03.0137-0231.2 03.0137-9118.2	650231 669118		200 x 41 Einbausatz
	1.5 1.5 i 16V 1.6 1.6	57 70 60 66	01.95 12.08 01.95 12.08 01.05 12.08 03.06 12.08		24.0220-0020.1	480059		200/201,5 x 50
LADA 112 Fließheck (2112) (95-08)								
	1.5 1.5 1.5 i 16V 1.6 1.6	54 57 70 60 66	01.95 12.08 01.95 12.08 01.95 12.08 01.05 12.08 03.06 12.08		13.0460-2965.2	602965		21170 17,3 LUC


























¹⁾ + 13" wheel / + ruota 13" / + roue 13" / + rueda 13"

²⁾ + 14" wheel / + ruota 14" / + roue 14" / + rueda 14"

								
LADA 112 Flieheck (2112) (95-08)								
	1.5	54	01.95	09.00	24.0112-0125.1	412125		239 12,0 10,8 +B
	1.5	57	01.95	09.00	24.0312-0125.1	512125		239 12,0 10,8 +B PD
	1.5 i 16V	70	01.95	09.00				
	1.5	56	10.00	12.08	24.0120-0186.1	420186	+ 13" Rad ¹⁾	239 19,5 18,0 V
	1.5 i 16V	67	10.00	12.08	24.0120-0187.1	420187	+ 14" Rad ²⁾	260 20,0 18,5 V
1.6	60	01.05	12.08					
1.6	66	03.06	12.08					
	1.5	54	01.95	12.08	03.0137-0231.2	650231		200 x 41
	1.5	57	01.95	12.08	03.0137-9118.2	669118		Einbausatz
	1.5 i 16V	70	01.95	12.08				
	1.6	60	01.05	12.08				
	1.6	66	03.06	12.08				
	1.5	54	01.95	12.08	24.0220-0020.1	480059		200/201,5 x 50
	1.5	57	01.95	12.08				
	1.5 i 16V	70	01.95	12.08				
	1.6	60	01.05	12.08				
	1.6	66	03.06	12.08				
LADA FORMA (2108) (89-95)								
	1100		07.91	12.95	13.0460-2965.2	602965		21170 17,3 LUC
	1300		05.89	12.95				
	1500		07.91	12.95				
	1100		07.91	12.95	24.0112-0125.1	412125		239 12,0 10,8 +B
	1300		05.89	12.95	24.0312-0125.1	512125		239 12,0 10,8 +B PD
	1500		07.91	12.95				
	1100		07.91	12.95	03.0137-0231.2	650231		200 x 41
	1300		05.89	12.95	03.0137-9118.2	669118		Einbausatz
	1500		07.91	12.95				
	1100		07.91	12.95	24.0220-0020.1	480059		200/201,5 x 50
	1300		05.89	12.95				
	1500		07.91	12.95				
LADA KALINA (1117/1118/1119) (04-)								
	1.4 16V	66	11.08		13.0460-2965.2	602965		21170 17,3 LUC
	1.4 16V LPG	65	11.08					
	1.6 16V	60	10.04					
	1.6 16V	62	01.10					
	1.6 16V	66	10.04					
	1.4 16V	66	11.08		24.0120-0187.1	420187		260 20,0 18,5 V
	1.4 16V LPG	65	11.08					
	1.6 16V	60	10.04					
	1.6 16V	62	01.10					
	1.6 16V	66	10.04					
	1.4 16V	66	11.08		03.0137-0231.2	650231		200 x 41
	1.4 16V LPG	65	11.08		03.0137-9118.2	669118		Einbausatz
	1.6 16V	60	10.04					
	1.6 16V	62	01.10					
	1.6 16V	66	10.04					
	1.4 16V	66	11.08		24.0220-0020.1	480059		200/201,5 x 50
	1.4 16V LPG	65	11.08					
	1.6 16V	60	10.04					
	1.6 16V	62	01.10					
	1.6 16V	66	10.04					
LADA PRIORA (2170/2172) (08-)								
	1.6 i 16V	60	12.08		13.0460-2965.2	602965		21170 17,3 LUC
	1.6 i 16V	72	12.08					
	1.6 LPG	71	12.08					
	1.6 i 16V	60	12.08		03.0137-0231.2	650231		200 x 41
	1.6 i 16V	72	12.08		03.0137-9118.2	669118		Einbausatz
	1.6 LPG	71	12.08					
	1.6 i 16V	60	12.08		24.0220-0020.1	480059		200/201,5 x 50
	1.6 i 16V	72	12.08					
	1.6 LPG	71	12.08					
LADA SAMARA (2108/2109) (86-99)								
	1100		09.88	12.99	13.0460-2965.2	602965		21170 17,3 LUC
	1300		07.86	12.99				
	1500		07.87	12.99				
	1100		09.88	12.99	24.0112-0125.1	412125		239 12,0 10,8 +B
	1300		07.86	12.99	24.0312-0125.1	512125		239 12,0 10,8 +B PD
	1500		07.87	12.99				
	1100		09.88	12.99	03.0137-0231.2	650231		200 x 41
	1300		07.86	12.99	03.0137-9118.2	669118		Einbausatz
	1500		07.87	12.99				
	1100		09.88	12.99	24.0220-0020.1	480059		200/201,5 x 50
	1300		07.86	12.99				
	1500		07.87	12.99				

¹⁾ + 13" wheel / + ruota 13" / + roue 13" / + rueda 13"

²⁾ + 14" wheel / + ruota 14" / + roue 14" / + rueda 14"


























								
LADA TOSCANA (2107) (83-96)								
	1300 1500			09.85 09.83	12.96 02.93		13.0460-2966.2 602966	20166 16,0 LUC
	1300 1500			09.85 09.83	12.96 02.93		24.0111-0115.1 411115	253 10,0 9,0 +B
	1300 1500			09.85 09.83	12.96 02.93		03.0137-0232.2 650232 03.0137-9117.2 669117	250 x 51 Einbausatz
LADA NIVA II (2123) (02-)								
	1.7 i 4x4 1.7 i 4x4 1.7 LPG	59 61 57		09.02 08.04 09.02			13.0460-8006.2 608006	20660 15,6
	1.7 i 4x4 1.7 i 4x4 1.7 LPG	59 61 57		09.02 08.04 09.02			24.0112-0130.1 412130	272 11,0 9,9
	1.7 i 4x4 1.7 i 4x4 1.7 LPG	59 61 57		09.02 08.04 09.02			03.0137-0232.2 650232	250 x 51
	1.7 i 4x4 1.7 i 4x4 1.7 LPG	59 61 57		09.02 08.04 09.02			24.0225-0004.1 480058	250/251,5 x 57,5
LANCIA DEDRA (94-99)								
	1.6 1.8 i.e. 2.0 i.e.			11.93 11.93 11.93	08.99 08.99 08.99		13.0460-2949.2 602949 13.0460-7131.2 607131	20833 17,0 +/WK/S XXXXX 18,0 +/WK LUC ATE
	1.9 TD 1.8 GT 16V 2.0 i.e. 16V			11.93 03.96 11.93	08.99 08.99 08.99		13.0460-7065.2 607065 13.0460-7129.2 607129	21927 17,9 +/WK ATE 23229 18,1 +/WK ATE
	1.6 1.9 TD 1.9 TD	68 66		11.93 11.93 11.93	08.99 08.99 08.99		24.0112-0127.1 412127 - Katalysator 1) 24.0122-0147.1 422147 + Katalysator 2)	258 12,0 10,2 +B 284 22,0 20,2 V +B
	1.6 1.8 i.e. 2.0 i.e. 1.8 GT 16V 2.0 i.e. 16V 2.0 i.e. Integrale			01.96 11.93 11.93 03.96 11.93 11.93	07.99 08.99 08.99 08.99 08.99 08.99		24.0120-0142.1 420142 24.0320-0142.1 520142 24.0122-0197.1 422197 24.0122-0107.1 422107	258 20,0 18,2 V L +B 258 20,0 18,2 V L +B PD 258 22,0 20,2 V +B 284 22,0 20,2 V +B
	1.8 GT 16V 1.8 i.e. 1.9 TD 2.0 i.e. 2.0 i.e. 16V			03.96 11.93 11.93 11.93 11.93	08.99 08.99 08.99 08.99 08.99		13.0460-2951.2 602951 13.0460-0072.2 610072 13.0460-2826.2 602826	+ GG-Sättel 3) + GG-Sättel 3) + ALU-Sättel 4) 21103 14,2 /S Einbausatz LUC LUC 23177 14,2 /S LUC
	1.6 1.8 GT 16V 1.8 i.e. 1.9 TD 2.0 i.e. 2.0 i.e. 16V			01.96 03.96 11.93 11.93 11.93 11.93	07.99 08.99 08.99 08.99 08.99 08.99		24.0111-0119.1 411119	241 11,0 9,2 +B
	1.6			11.93	08.99		03.0137-0207.2 650207 03.0137-9088.2 669088	180 x 32 Einbausatz BDX BDX
	1.6			11.93	08.99		24.0218-0011.1 480006	180/181,4 x 37
	1.6			11.93	08.99		03.0420-4322.3 684322	22.20/180x32 Kit BDX
LANCIA DELTA (94-99)								
	1.4 i.e. 1.6 i.e. 1.6 i.e. 1.8 1.8 i.e. 2.0 TD	66		11.93 11.93 11.93 02.96 11.93 07.94	08.99 08.99 08.99 09.99 08.99 08.99		13.0460-7064.2 607064 13.0460-7065.2 607065 13.0460-2949.2 602949	21930 17,9 +/WK ATE 21927 17,9 +/WK ATE 20833 17,0 +/WK/S LUC
	2.0 HF Turbo 2.0 i.e. 16V 2.0 HF Integrale 2.0 i.e. 16V Integrale			11.93 11.93 11.93 11.93	08.99 08.99 08.99 08.99		13.0460-2979.2 602979 13.0460-4958.2 604958	21147 19,0 +/WK/S LUC 21381 17,3 +/WK BRE
	1.4 i.e. 1.6 i.e. 1.8 2.0 TD 2.0 i.e. 16V 2.0 HF Turbo 2.0 HF Integrale 2.0 i.e. 16V Integrale	66		11.93 11.93 02.96 11.93 07.94 11.93 11.93 11.93	08.99 08.99 09.99 08.99 08.99 08.99 08.99 08.99		24.0111-0119.1 411119 24.0112-0127.1 412127 24.0122-0107.1 422107 24.0122-0147.1 422147 24.0126-0114.1 426114	241 11,0 9,2 +B 258 12,0 10,2 +B 284 22,0 20,2 V +B 284 22,0 20,2 V +B 281 26,0 24,2 V

1) - catalytic converter / - catalizzatore / - catalyseur / - catalizador

2) + catalytic converter / + catalizzatore / + catalyseur / + catalizador

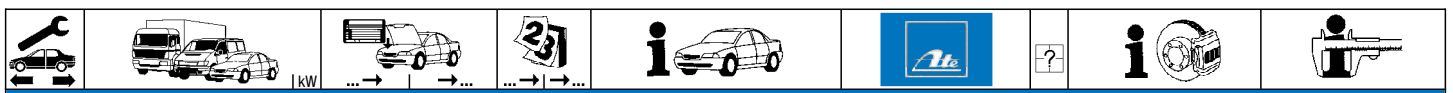
3) + cast iron caliper / + pinza in ghisa / + étriers en fonte grise / + fundición gris-pinza

4) + aluminium calipers / + pinze in alluminio / + étriers en aluminium / + pinzas de aluminio

									
LANCIA DELTA (94-99)									
	1.8 1.8 i.e. 2.0 HF Turbo 2.0 i.e. 16V 2.0 TD	66	02.96 11.93 11.93 11.93 07.94	09.99 08.99 08.99 08.99 08.99	13.0460-2951.2 13.0460-2826.2 13.0460-0072.2	602951 602826 610072	+ GG-Sättel ¹⁾ + ALU-Sättel ²⁾ + GG-Sättel ¹⁾	21103 14,2 /S 23177 14,2 /S Einbausatz	LUC LUC LUC
	1.8 1.8 i.e. 2.0 HF Turbo 2.0 i.e. 16V 2.0 TD	66	02.96 11.93 11.93 11.93 07.94	09.99 08.99 08.99 08.99 08.99	24.0111-0119.1	411119		241 11,0 9,2 +B	
	2.0 HF Integrale 2.0 i.e.16V Integrale		11.93 11.93	08.99 08.99	24.0110-0209.1	410209		251 10,0 9,0 +B	
	1.4 i.e. 1.6 i.e.		11.93 11.93	08.99 08.99	03.0137-0207.2 03.0137-9088.2	650207 669088		180 x 32 Einbausatz	BDX BDX
	1.4 i.e. 1.6 i.e.		11.93 11.93	08.99 08.99	24.0218-0011.1	480006		180/181,4 x 37	
	1.4 i.e. 1.6 i.e.		11.93 11.93	08.99 08.99	03.0420-4322.3	684322		22,20/180x32 Kit	BDX
LANCIA DELTA (08-)									
	1.4 16V 1.4 Bifuel 1.6 D Multijet 1.6 D Multijet	88 88 77 88	08.08 07.11 04.11 08.08		13.0460-3983.2 13.0470-3983.2	603983 LD3983		23708 19,4 +/WK/S 23708 19,4 +/WK/S	BOS BOS
	1.4 16V 1.4 16V Turbo 1.8 Di 16V 1.9 D Multijet 2.0 D Multijet	103 110 147 140 121	07.10 08.08 01.09 08.08 08.08		13.0460-3984.2 13.0470-3984.2 13.0460-7265.2	603984 LD3984 607265		23711 19,4 +/WK/S 23711 19,4 +/WK/S 24727 20,7 +/WK	BOS BOS ATE
	1.4 16V 1.4 Bifuel 1.6 D Multijet 1.6 D Multijet	88 88 77 88	08.08 07.11 04.11 08.08		24.0122-0147.1	422147		284 22,0 20,2 V +B	
	1.4 16V 1.4 16V Turbo 1.8 Di 16V 1.9 D Multijet 2.0 D Multijet	103 110 147 140 121	07.10 08.08 01.09 08.08 08.08		24.0126-0125.1 24.0128-0243.1	426125 428243		281 26,0 24,2 V +B 305 28,0 26,0 V L +B	
	1.4 16V 1.4 16V 1.4 16V Turbo 1.4 Bifuel 1.6 D Multijet 1.6 D Multijet 1.8 Di 16V 1.9 D Multijet 2.0 D Multijet	88 103 110 88 77 88 147 140 121	08.08 07.10 08.08 07.11 04.11 08.08 01.09 08.08 08.08		13.0460-3991.2 13.0470-3812.2 13.0460-3861.2	603991 LD3812 603861		23714 16,6 /S 23714 17,6 /S 23714 17,6 +/WK/Zub/SBOS	BOS BOS SBOS
	1.4 16V 1.4 16V 1.4 16V Turbo 1.4 Bifuel 1.6 D Multijet 1.6 D Multijet 1.8 Di 16V 1.9 D Multijet 2.0 D Multijet	88 103 110 88 77 88 147 140 121	08.08 07.10 08.08 07.11 04.11 08.08 01.09 08.08 08.08		24.0110-0190.1	410190		252 10,0 9,0 +B	
LANCIA FLAVIA (12-)									
	2.4 16V	125	03.12		13.0460-5760.2	605760		23584 16,4 /WK	AKE
	2.4 16V	125	03.12		13.0460-5855.2	605855		23582 16,0 +	
	2.4 16V	125	03.12		24.0110-0361.1	410361		302 10,0 8,4 +B	
LANCIA KAPPA (95-01)									
	2.0 i.e. 2.0 i.e. 16V Turbo 2.0 i.e. 20V Turbo 2.4 i.e. 2.4 JTD 2.4 TD 3.0 i.e. V6 Kombi 3.0 i.e. V6 Lim. 3.0 i.e. V6 Coupe		01.95 07.95 06.98 01.95 06.98 01.95 01.95 01.95 03.97	10.01 10.01 10.01 10.01 10.01 10.01 10.01 10.01	13.0460-2987.2	602987		23168 19,0 +/WK/S	LUC
					13.0460-4971.2 13.0470-4971.2	604971 LD4971		23092 16,0 +/WK 23092 16,0 +/WK	BRE BRE

¹⁾ + cast iron caliper / + pinza in ghisa / + étriers en fonte grise / + fundición gris-pinza
²⁾ + aluminium calipers / + pinze in alluminio / + étriers en aluminium / + pinzas de aluminio






























LANCIA KAPPA (95-01)										
	2.0 i.e.			01.95	10.01		24.0122-0191.1	422191		281 22,0 20,2 V
	2.0 i.e. 16V Turbo			07.95	10.01		24.0126-0133.1	426133		281 26,0 24,2 V
	2.0 i.e. 20V Turbo			06.98	10.01					
	2.4 i.e.			01.95	10.01					
	2.4 JTD			06.98	10.01					
	2.4 TD			01.95	10.01					
3.0 i.e. V6			01.95	10.01						
	2.0 i.e.			01.95	10.01		13.0460-2827.2	602827		21606 16,7 /S LUC
	2.0 i.e. 16V Turbo			07.95	10.01					
	2.0 i.e. 20V Turbo			06.98	10.01					
	2.4 i.e.			01.95	10.01					
	2.4 JTD			06.98	10.01					
	2.4 TD			01.95	10.01					
3.0 i.e. V6			01.95	10.01						
	2.0 i.e.			01.95	10.01		24.0110-0290.1	410290		276 10,0 9,0 +B
	2.0 i.e. 16V Turbo			07.95	10.01					
	2.0 i.e. 20V Turbo			06.98	10.01					
	2.4 i.e.			01.95	10.01					
	2.4 JTD			06.98	10.01					
	2.4 TD			01.95	10.01					
3.0 i.e. V6			01.95	10.01						

LANCIA LYBRA (99-05)										
	1.6 i 16V			10.99	02.00		13.0460-7105.2	607105		23140 19,4 +/WK ATE
	1.6			10.00	10.05		13.0460-7139.2	607139		23140 19,4 +/WK ATE
	1.6 i 16V			03.00	12.05		13.0470-7139.2	LD7139		23140 19,4 +/WK ATE
	1.8 i 16V			10.99	03.00		13.0460-7069.2	607069		21636 19,3 +/WK ATE
	1.9 JTD			10.99	03.00					
	2.0 i 20V			10.99	03.00					
	2.4 JTD			10.99	03.00					
	1.8 i 16V			04.00	12.05		13.0460-7140.2	607140		23289 19,3 +/WK ATE
	1.9 JTD			04.00	12.05		13.0470-7140.2	LD7140		23289 19,3 +/WK ATE
	2.0 i 20V			04.00	12.05					
	2.4 JTD			04.00	12.05					
	1.6 i 16V			10.99	12.05		24.0115-0112.1	415112		281 15,0 13,2
	1.6			10.00	10.05		24.0122-0147.1	422147		284 22,0 20,2 V +B
	1.8 i 16V			10.99	12.05					
	1.9 JTD			10.99	12.05					
	2.0 i 20V			10.99	12.05					
	2.4 JTD			10.99	12.05					
	1.6			10.00	10.05		13.0460-2867.2	602867		23517 16,6 /S LUC
	1.6 i 16V			10.99	12.05		13.0470-2867.2	LD2867		23517 16,6 /S LUC
	1.8 i 16V			10.99	12.05					
	1.9 JTD			10.99	12.05					
	2.0 i 20V			10.99	12.05					
	2.4 JTD			10.99	12.05					
	1.6			10.00	10.05		24.0110-0190.1	410190		252 10,0 9,0 +B
	1.6 i 16V			10.99	12.05					
	1.8 i 16V			10.99	12.05					
	1.9 JTD			10.99	12.05					
	2.0 i 20V			10.99	12.05					
	2.4 JTD			10.99	12.05					



























LANCIA MUSA (04-12)										
	1.4	57		07.05	07.12		13.0460-3810.2	603810		23705 18,1 /S BOS
	1.4	66		10.07	07.12		13.0460-3818.2	603818		23706 18,1 +/WK/S BOS
	1.4	70		10.04	07.12					
	1.4 LPG	57		11.10	07.12					
	1.3 D Multijet	51		10.04	07.12		13.0460-3811.2	603811		23708 19,2 /S BOS
	1.3 D Multijet	66		09.06	07.12		13.0460-3827.2	603827		23709 19,6 +/WK/Zub/SBOS
	1.3 D Multijet	70		08.09	07.12		13.0470-3827.2	LD3827		23709 19,6 +/WK/Zub/SBOS
	1.6 D Multijet	85		07.08	07.12					
	1.6 D Multijet	88		06.08	07.12					
	1.9 D Multijet	74		10.04	07.12					
	1.4	57		07.05	07.12		24.0122-0197.1	422197		258 22,0 20,2 V +B
	1.4	66		10.07	07.12					
	1.4	70		10.04	07.12					
	1.4 LPG	57		11.10	07.12					
	1.3 D Multijet	51		10.04	07.12		24.0122-0147.1	422147		284 22,0 20,2 V +B
	1.3 D Multijet	66		09.06	07.12					
	1.3 D Multijet	70		08.09	07.12					
	1.6 D Multijet	85		07.08	07.12					
	1.6 D Multijet	88		06.08	07.12					
	1.9 D Multijet	74		10.04	07.12					
	1.6 D Multijet	85		07.08	07.12		13.0460-2879.2	602879		23601 13,7 /S LUC
	1.6 D Multijet	88		06.08	07.12		13.0470-2879.2	LD2879		23601 13,7 /S LUC
	1.6 D Multijet	85		07.08	07.12		24.0111-0119.1	411119		241 11,0 9,2 +B
	1.6 D Multijet	88		06.08	07.12					
	1.3 D Multijet	51		10.04	06.05		03.0137-0479.2	650479		203 x 38 HEB AP
	1.4	70		10.04	06.05					
	1.4	57		07.05	07.12		03.0137-0479.2	650479		203 x 38 HEB AP
	1.4	66		10.07	07.12					
	↓									
	↓									



									
LANCIA MUSA (04-12)									
	1.4	70		07.05	07.12	03.0137-0479.2	650479	203 x 38 HEB	AP
	1.4 LPG	57		11.10	07.12				
	1.3 D Multijet	51		10.04	07.12	03.0137-0457.2	650457	228 x 42 HEB	
	1.3 D Multijet	66		09.06	07.12				
	1.3 D Multijet	70		08.09	07.12				
	1.9 D Multijet	74		10.04	07.12				
	1.4	57		07.05	07.12	24.0220-3007.1	480064	203/204,7 x 48,5	
	1.4	66		10.07	07.12				
	1.4	70		10.04	07.12				
	1.4 LPG	57		11.10	07.12				
	1.3 D Multijet	51		10.04	07.12	24.0222-8018.1	480078	228/230 x 48	
	1.3 D Multijet	66		09.06	07.12				
	1.3 D Multijet	70		08.09	07.12				
	1.9 D Multijet	74		10.04	07.12				
	1.3 D Multijet	51		10.04	06.05	03.0520-6922.3	696922	22,20/203x38 TopKit	AP
	1.4	70		10.04	06.05				
	1.3 D Multijet	51		07.05	07.12	03.0520-9120.3	699120	20,64/228x42 TopKit	AP
	1.3 D Multijet	66		09.06	07.12				
	1.3 D Multijet	70		08.09	07.12				
	1.9 D Multijet	74		07.05	07.12				
LANCIA PHEDRA (02-10)									
	2.0 D Multijet	100		07.06	09.10	13.0460-2863.2	602863	20261 19,0 +/WK/S	LUC
	2.0 i 16V	100		08.02	09.10				
	2.0 JTD	80		08.02	09.10				
	2.2 JTD	94		08.02	09.10				
	2.2 D Multijet	125		03.08	09.10	13.0460-2752.2	602752	24839 19,4 +/WK/S	LUC
	2.2 JTD	120		04.06	09.10				
	3.0 i V6	150		08.02	09.10	13.0460-4995.2	604995	23575 15,6 +/WK	BRE
	2.0 D Multijet	100		07.06	09.10	24.0128-0136.1	428136	285 28,0 26,0 V +B	
	2.0 i 16V	100		08.02	09.10	24.0328-0136.1	528136	285 28,0 26,0 V +B PD	
	2.0 JTD	80		08.02	09.10				
	2.2 JTD	94		08.02	09.10				
	2.2 D Multijet	125		03.08	09.10	24.0132-0126.1	432126	310 32,0 30,0 V	
	2.2 JTD	120		04.06	09.10				
	3.0 i V6	150		08.02	09.10	24.0132-0126.1	432126	310 32,0 30,0 V	
	2.0 D Multijet	100		07.06	09.10	13.0460-2819.2	602819	20961 17,2 /S	LUC
	2.0 i 16V	100		08.02	09.10	13.0460-0072.2	610072	Einbausatz	LUC
	2.0 JTD	80		08.02	09.10				
	2.2 D Multijet	125		03.08	09.10				
	2.2 JTD	94		08.02	09.10				
	2.2 JTD	120		04.06	09.10				
	3.0 i V6	150		08.02	09.10				
	2.0 D Multijet	100		07.06	09.10	24.0112-0156.1	412156	272 12,0 10,0 +B	
	2.0 i 16V	100		08.02	09.10				
	2.0 JTD	80		08.02	09.10				
	2.2 D Multijet	125		03.08	09.10				
	2.2 JTD	94		08.02	09.10				
	2.2 JTD	120		04.06	09.10				
	3.0 i V6	150		08.02	09.10				
	2.0 D Multijet	100		07.06	09.10	24.0711-6066.3	360130	2	Radsensor L=955
	2.0 i 16V	100		08.02	09.10				
	2.0 JTD	80		08.02	09.10				
	2.2 D Multijet	125		03.08	09.10				
	2.2 JTD	94		08.02	09.10				
	2.2 JTD	120		04.06	09.10				
	3.0 i V6	150		08.02	09.10				
LANCIA THEMA (92-94)									
	2.0 i.e.			10.92	12.94	13.0460-2952.2	602952	21185 19,4 +/WK/S	LUC
	2.0 i.e. 16V			10.92	12.94	- gepanzerte Fahrzeuge ¹⁾			
	2.5 TD			10.92	12.94				
	2.0 i.e. 16V Turbo			10.92	12.94	+ gepanzerte Fahrzeuge ²⁾	13.0460-2979.2	602979	21147 19,0 +/WK/S
	2.0 i.e. 16V Turbo			10.92	12.94				
	3.0 i.e. V6			10.92	12.94				
	2.0 i.e.			10.92	12.94	- gepanzerte Fahrzeuge ¹⁾	24.0122-0130.1	422130	257 22,0 20,2 V
	2.0 i.e. 16V			10.92	12.94	- gepanzerte Fahrzeuge ¹⁾			
	2.5 TD			10.92	12.94				
	2.0 i.e. 16V Turbo			10.92	12.94	- gepanzerte Fahrzeuge ¹⁾	24.0122-0147.1	422147	284 22,0 20,2 V +B
	3.0 i.e. V6			10.92	12.94	- gepanzerte Fahrzeuge ¹⁾			
	2.0 i.e. 16V			10.92	12.94	+ gepanzerte Fahrzeuge ²⁾	24.0122-0145.1	422145	284 22,0 20,2 V +B
	2.0 i.e. 16V Turbo			10.92	12.94	+ gepanzerte Fahrzeuge ²⁾			
	3.0 i.e. V6			10.92	12.94				
	2.0 i.e.			10.92	12.94				
	2.0 i.e. 16V			10.92	12.94	13.0460-2962.2	602962	20668 16,6 /S	LUC
	2.0 i.e. 16V Turbo			10.92	12.94	13.0460-0072.2	610072	Einbausatz	LUC
	2.5 TD			10.92	12.94				
	3.0 i.e. V6			10.92	12.94				
	2.0 i.e.			10.92	12.94	24.0110-0190.1	410190	252 10,0 9,0 +B	
	2.0 i.e. 16V			10.92	12.94	- gepanzerte Fahrzeuge ¹⁾			
	2.0 i.e. 16V Turbo			10.92	12.94	- gepanzerte Fahrzeuge ¹⁾			
	2.5 TD			10.92	12.94				
	3.0 i.e. V6			10.92	12.94	- gepanzerte Fahrzeuge ¹⁾			
	2.0 i.e. 16V			10.92	12.94	+ gepanzerte Fahrzeuge ²⁾	24.0110-0209.1	410209	251 10,0 9,0 +B
	2.0 i.e. 16V			10.92	12.94				
	2.0 i.e. 16V			10.92	12.94				

1) - armoured vehicles / - veicoli blindati / - véhicule blindé / - vehículo blindado



























2) + armoured vehicles / + veicoli blindati / + véhicule blindé / + vehículo blindado































								
LANCIA THEMA (92-94)								
	2.0 i.e. 16V Turbo 3.0 i.e. V6		10.92 10.92	12.94 + gepanzerte Fahrzeuge ¹⁾ 12.94 + gepanzerte Fahrzeuge ¹⁾		24.0110-0209.1	410209	251 10,0 9,0 +B
LANCIA THEMA (11-)								
	3.0 V6 CRD 3.0 V6 CRD 3.6 V6 WT	140 176 210	09.11 09.11 09.11			03.0137-4014.2	654014	183 x 31 /Zub
LANCIA THESIS (02-07)								
	2.0 i 20V Turbo 2.4 i 20V 2.4 JTD 3.0 i V6 3.2 i V6		07.02 07.02 07.02 07.02 05.03	12.07 12.07 12.07 12.07 12.07 - gepanzerte Fahrzeuge ²⁾		13.0460-2704.2	602704	23761 18,8 /WK/S LUC
	2.0 i 20V Turbo 2.4 i 20V 2.4 JTD 3.0 i V6 3.2 i V6		07.02 07.02 07.02 07.02 05.03	12.07 12.07 12.07 12.07 12.07 - gepanzerte Fahrzeuge ²⁾		24.0128-0179.1	428179	306 28,0 26,0 V
	2.0 i 20V Turbo 2.4 i 20V 2.4 JTD 3.0 i V6 3.2 i V6		07.02 07.02 07.02 07.02 05.03	12.07 12.07 12.07 12.07 12.07		13.0460-2707.2 13.0470-2707.2	602707 LD2707	elektrische Feststellbremse ³⁾ elektrische Feststellbremse ³⁾ 23760 17,7 /S LUC 23760 17,7 /S LUC
	2.0 i 20V Turbo 2.4 i 20V 2.4 JTD 3.0 i V6 3.2 i V6		07.02 07.02 07.02 07.02 05.03	12.07 12.07 12.07 12.07 12.07 - gepanzerte Fahrzeuge ²⁾		24.0122-0234.1	422234	elektrische Feststellbremse ³⁾ 281 22,0 20,2 V
LANCIA Y 10 (85-95)								
	1.0 Fire 1.0 Fire 4WD 1.1 4WD 1.1 Fire		06.85 12.86 01.90 01.90	12.95 12.95 12.95 12.95		13.0460-3940.2 13.0460-0410.2	603940 610410	20775 18,0 /WK BDX Einbausatz BDX
	1.0 Turbo 1.3 Fire		06.85 02.89	12.95 12.95		13.0460-2941.2	602941	20839 17,0 /WK/S LUC
	1.0 Fire 1.0 Fire 4WD 1.1 4WD 1.1 Fire		06.85 12.86 01.90 01.90	12.95 12.95 12.95 12.95		24.0111-0130.1	411130	227 10,8 9,0 +B
	1.0 Turbo 1.3 Fire		06.85 02.89	12.95 12.95		24.0112-0122.1	412122	240 12,0 10,8
	1.0 Fire 1.0 Fire 4WD 1.0 Turbo 1.1 4WD 1.1 Fire 1.3 Fire		06.85 12.86 06.85 01.90 01.90 02.89	12.95 12.95 12.95 12.95 12.95 12.95		03.0137-0015.2 03.0137-0273.2 03.0137-9021.2	650015 650273 669021	185 x 31 AUT FI 185 x 31 AUT AP Einbausatz FI
	1.0 Fire 1.0 Fire 4WD 1.0 Turbo 1.1 4WD 1.1 Fire 1.3 Fire		06.85 12.86 06.85 01.90 01.90 02.89	12.95 12.95 12.95 12.95 12.95 12.95		24.0218-5001.1	480012	185/186,8 x 36,5
	1.0 Fire 1.0 Fire 4WD 1.0 Turbo 1.1 4WD 1.1 Fire 1.3 Fire		06.85 12.86 06.85 01.90 01.90 02.89	12.95 12.95 12.95 12.95 12.95 12.95		03.0420-0319.3 03.0420-4319.3 03.0520-4319.3	680319 684319 694319	19,05/185x31 Kit FI 19,05/185x31 Kit AP 19,05/185x31 TopKit AP
LANCIA Y (96-03)								
	1.1 i 1.2 i 1.2 i 1.2 i 1.2 i 16V 1.2 i 16V 1.4 i 1.4 i	44 44 44 59 63	05.97 01.96 10.00 10.00 10.00 05.97 01.99 01.96	12.98 09.00 07.03 - ABS 07.03 + ABS 07.03 09.00 07.03 12.98		13.0460-3950.2 13.0460-3951.2	603950 603951	21436 16,2 BDX 21436 16,2 /WK BDX
	1.2 i 1.2 i 1.2 i 1.2 i 16V 1.2 i 16V 1.4 i	44 44 44 59 63	10.00 10.00 05.97 01.99 01.96	07.03 + ABS 07.03 09.00 07.03 12.98		13.0460-7114.2	607114	23181 17,9 + ATE
	1.1 i 1.2 i 1.2 i 1.2 i 1.2 i 16V 1.2 i 16V 1.4 i	44 44 44 59 63	05.97 01.96 10.00 10.00 05.97 01.99 01.96	12.98 09.00 07.03 - ABS 07.03 + ABS 07.03 09.00 12.98		13.0460-2813.2 13.0460-2949.2	602813 602949	20833 17,0 +/WE/S LUC 20833 17,0 +/WK/S LUC
	1.1 i 1.2 i 1.2 i 1.2 i 16V 1.2 i 16V 1.4 i	44 44 44 59 63	05.97 01.96 10.00 10.00 05.97 01.96	12.98 07.03 07.03 07.03 09.00 12.98		03.0137-0207.2 03.0137-0274.2 03.0137-9088.2 03.0137-9179.2	650207 650274 669088 669179	180 x 32 BDX 180 x 32 HEB AUT AP Einbausatz BDX Einbausatz AP

¹⁾ + armoured vehicles / + veicoli blindati / + véhicules blindés / + vehiculo blindado

²⁾ - armoured vehicles / - veicoli blindati / - véhicules blindés / - vehiculo blindado

³⁾ electric parking brake / fr.di stazionamento elettrico / frein à main électrique / freno de mano eléctrico

								
LANCIA Y (96-03)								
	1.1 i 1.2 i 1.2 i 16V 1.2 i 16V 1.4 i	44 59 63		05.97 01.96 10.00 05.97 01.96	12.98 07.03 07.03 09.00 12.98	24.0218-0011.1	480006	180/181,4 x 37
	1.1 i 1.2 i 1.2 i 16V 1.2 i 16V 1.4 i	44 59 63		05.97 01.96 10.00 05.97 01.96	12.98 07.03 07.03 09.00 12.98	03.0520-5120.3 03.0420-5220.3 03.0520-5220.3	695120 685220 695220	20,64/180x32 TopKit BDX 20,64/180x32 Kit AP 20,64/180x32 TopKit AP
LANCIA YPSILON (03-11)								
	1.2 i 1.2 i 16V 1.3 JTD 1.4 i 1.4 i 16V	44 59 51 57 70		06.03 06.03 06.03 02.06 06.03	07.06 07.06 07.06 07.06 07.06	13.0460-2878.2	602878	24073 16,7 /S LUC
	1.2 i 1.2 i 16V 1.3 JTD 1.3 JTD 1.3 JTD 1.3 JTD 1.4 i 1.4 i 16V	44 59 51 55 66 77 57 70		08.06 08.06 08.06 10.06 10.06 07.07 08.06 08.06	06.11 06.11 06.11 06.11 06.11 06.11 06.11 06.11	13.0460-2724.2	602724	24073 16,7 +/WK/S LUC
	1.2 i 1.4 i	44 57		06.03 02.06	06.11 06.11	24.0112-0127.1	412127	258 12,0 10,2 +B
	1.2 i 16V 1.3 JTD 1.3 JTD 1.3 JTD 1.3 JTD 1.4 i 1.4 i 16V	59 51 55 66 77 57 70		06.03 06.03 10.06 10.06 07.07 06.03 06.03	06.11 06.11 06.11 06.11 06.11 06.11 06.11	24.0122-0197.1	422197	258 22,0 20,2 V +B
	1.2 i 1.2 i 16V 1.3 JTD 1.3 JTD 1.3 JTD 1.3 JTD 1.4 i 1.4 i 16V	44 59 51 55 66 77 57 70		06.03 06.03 06.03 10.06 10.06 07.07 02.06 06.03	06.11 06.11 06.11 06.11 06.11 06.11 06.11 06.11	03.0137-0439.2 03.0137-9274.2	650439 669274	203 x 39 HEB Einbausatz BOS
	1.2 i 1.2 i 16V 1.3 JTD 1.3 JTD 1.3 JTD 1.4 i 1.4 i 16V	44 59 51 55 66 57 70		06.03 06.03 06.03 10.06 10.06 02.06 06.03	06.11 06.11 06.11 06.11 06.11 06.11 06.11	24.0220-3007.1	480064	203/204,7 x 48,5
	1.2 i 1.4 i	44 57		06.03 02.06	06.11 06.11	03.0520-7019.3	697019	19,05/203x39 TopKit
	1.2 i 16V 1.3 JTD 1.3 JTD 1.3 JTD 1.4 i 1.4 i 16V	59 51 55 66 77 57 70		06.03 06.03 10.06 10.06 07.07 02.06 06.03	06.11 06.11 06.11 06.11 06.11 06.11 06.11	03.0520-9320.3	699320	20,64/203x39 TopKit
LANCIA YPSILON (11-)								
	0.9 1.3 D Multijet	63 70		07.11 07.11		24.0122-0197.1	422197	258 22,0 20,2 V +B
	1.2 1.2 Bifuel	51 49		07.11 07.11		24.0112-0127.1	412127	258 12,0 10,2 +B
	0.9 1.2 1.2 Bifuel 1.3 D Multijet	63 51 49 70		07.11 07.11 07.11 07.11		03.0137-0479.2	650479	203 x 38 HEB AP
LANCIA ZETA (94-02)								
	2.0 i.e. 16V 2.0 i.e. Turbo 2.0 JTD 2.1 TD			05.98 06.94 09.99 06.96	09.02 09.02 09.02 09.99	13.0460-2978.2	602978	21801 19,0 +/WK/S LUC
	2.0 i.e. 16V 2.0 i.e. Turbo 2.0 JTD 2.1 TD			05.98 06.94 09.99 06.96	09.02 09.02 09.02 09.99	24.0126-0104.1	426104	281 26,0 24,2 V +B
	2.0 i.e. 16V 2.0 i.e. Turbo 2.0 JTD 2.1 TD			05.98 06.94 09.99 06.96	09.02 09.02 09.02 09.99	13.0460-7061.2	607061	21275 17,0 +/WK ATE
	2.0 i.e. 16V 2.0 i.e. Turbo 2.0 JTD 2.1 TD			05.98 06.94 09.99 06.96	09.02 09.02 09.02 09.99	24.0110-0218.1	410218	295 10,0 8,0 +B

								
LANCIA ZETA (94-02)								
	2.0 i.e. 16V 2.0 JTD		05.98 09.99	09.02 09.02	- ABS - ABS	03.0137-0314.2 03.0137-9208.2	650314 669208	255 x 61 Einbausatz
	2.0 i.e. 16V 2.0 JTD		05.98 09.99	09.02 09.02	- ABS - ABS	24.0225-5003.1	480066	255/256 x 67
	2.0 i.e. 16V 2.0 JTD		05.98 09.99	09.02 09.02	- ABS - ABS	03.0520-2619.3	692619	19,05/255x61 TopKit BDX
	2.0 i.e. 16V 2.0 i.e. Turbo 2.0 JTD 2.1 TD		05.98 06.94 09.99 06.96	09.02 09.02 09.02 09.99		03.0137-4018.2 03.0137-9249.2	654018 669249	180 x 30 /Zub Einbausatz
LAND ROVER DEFENDER Pritsche/Fahrgestell (11-)								
	2.2 Td4	90	08.11			13.0460-6925.2	606925	21519 17,8 /Zub AP
	2.2 Td4	90	08.11		- belüftete Scheiben ¹⁾	24.0114-0108.1	414108	299 14,0 13,0 +B
	2.2 Td4	90	08.11		+ belüftete Scheiben ²⁾	24.0124-0143.1	424143	299 24,0 22,0 V +B
	2.2 Td4	90	08.11			13.0460-6924.2	606924	23471 17,5 +/Zub AP
	2.2 Td4	90	08.11			24.0114-0115.1	414115	298 14,0 13,0
LAND ROVER DISCOVERY I (89-98)								
	2.0 16V 2.5 D 4x4 2.5 TDI 3.5 V8 3.9 V8 3.9 V8	99 90 83 113 134 136	KA034313 KA034313 KA034313 KA034313 KA034313 KA034313	09.93 07.94 09.89 09.89 09.93 07.94		13.0460-6926.2	606926	21160 19,2 +/WK/Zub AP
	2.0 16V 2.5 D 4x4 2.5 TDI 3.5 V8 3.9 V8 3.9 V8	99 90 83 113 134 136	MA081992 MA081992 MA081992 MA081992 MA081992 MA081992	10.98 10.98 10.98 06.94 10.98 10.98		13.0460-6916.2 13.0460-6922.2 13.0460-0154.2	606916 606922 610154	21459 18,5 +/WK AP 21459 17,5 /Zub AP Einbausatz AP
	2.0 16V 2.5 D 4x4 2.5 TDI 3.5 V8 3.9 V8 3.9 V8	99 90 83 113 134 136		09.93 07.94 09.89 09.89 09.93 07.94	10.98 10.98 10.98 06.94 10.98 10.98	24.0114-0108.1 24.0124-0143.1	414108 424143	- belüftete Scheiben ¹⁾ + belüftete Scheiben ²⁾ 299 14,0 13,0 +B 299 24,0 22,0 V +B
	2.0 16V 2.5 D 4x4 2.5 TDI 3.5 V8 3.9 V8 3.9 V8	99 90 83 113 134 136		09.93 07.94 09.89 09.89 09.93 07.94	10.98 10.98 10.98 06.94 10.98 10.98	13.0460-6917.2 13.0460-0414.2	606917 610414	21237 15,5 +/WK/Zub AP Einbausatz AP
	2.0 16V 2.5 D 4x4 2.5 TDI 3.5 V8 3.9 V8 3.9 V8	99 90 83 113 134 136		09.93 07.94 09.89 09.89 09.93 07.94	10.98 10.98 10.98 06.94 10.98 10.98	24.0113-0189.1	413189	290 12,5 11,7 +B
LAND ROVER DISCOVERY II (94-04)								
	2.0 16V	99		01.94 11.98		13.0460-6916.2 13.0460-6922.2 13.0460-0154.2	606916 606922 610154	21459 18,5 +/WK AP 21459 17,5 /Zub AP Einbausatz AP
	2.5 Td5 4.0 V8	102 136		01.99 11.98	06.04 06.04	13.0460-2720.2	602720	23452 19,0 /S LUC
	2.0 16V 2.0 16V 2.5 Td5 4.0 V8	99 99 102 136		01.94 05.95 01.99 11.98	04.95 11.98 06.04 06.04	24.0124-0143.1 24.0114-0108.1 24.0125-0176.1	424143 414108 425176	299 24,0 22,0 V +B 299 14,0 13,0 +B 298 25,0 22,0 V +B
	2.0 16V 2.5 Td5 4.0 V8	99 102 136		01.94 01.99 11.98	11.98 06.04 06.04	13.0460-6917.2 13.0460-0414.2	606917 610414	21237 15,5 +/WK/Zub AP Einbausatz AP 23458 15,6 /Zub/S LUC
	2.0 16V 2.5 Td5 4.0 V8	99 102 136		01.94 01.99 11.98	11.98 06.04 06.04	24.0113-0189.1 24.0113-0197.1	413189 413197	290 12,5 11,7 +B 305 12,6 11,7 +B
LAND ROVER DISCOVERY III (04-09)								
	2.7 TD 4.0 4x4 4.0 4x4 4.0 V6 4x4 4.4	140 160 161 156 220		07.04 02.05 02.05 10.04 07.04	08.09 08.09 08.09 08.09 08.09	13.0460-2728.2 24.8190-1305.2	602728 621305	1 24191 18,1 +/WE/Zub/S LUC Warnkontakt L=1147mm
								

1) - ventilated discs / - dischi ventilati / - disques ventilés / - disco ventilado
2) + ventilated discs / + dischi ventilati / + disques ventilés / + disco ventilado
3) - armoured vehicles / - veicoli blindati / - véhicule blindé / - vehículo blindado

























LAND ROVER DISCOVERY III (04-09)										
	2.7 TD	140		07.04	08.09	- gepanzerte Fahrzeuge ¹⁾	24.0130-0178.1	430178		317 30,0 27,0 V +B
	4.0 4x4	160		02.05	08.09	- gepanzerte Fahrzeuge ¹⁾				
	4.0 4x4	161		02.05	08.09	- gepanzerte Fahrzeuge ¹⁾				
	4.0 V6 4x4	156		10.04	08.09	- gepanzerte Fahrzeuge ¹⁾				
	4.4	220		07.04	08.09	- gepanzerte Fahrzeuge ¹⁾	24.0130-0188.1	430188		338 30,0 27,0 V +B
	2.7 TD	140		07.04	08.09	- gepanzerte Fahrzeuge ¹⁾	13.0460-2719.2	602719	1	24192 16,7 +/-WE/Zub/S LUC Warnkontakt L=1156mm
	4.0 4x4	160		02.05	08.09	- gepanzerte Fahrzeuge ¹⁾	24.8190-1306.2	621306		
	4.0 4x4	161		02.05	08.09	- gepanzerte Fahrzeuge ¹⁾				
	4.0 V6 4x4	156		10.04	08.09	- gepanzerte Fahrzeuge ¹⁾				
	4.4	220		07.04	08.09	- gepanzerte Fahrzeuge ¹⁾				
	2.7 TD	140		07.04	08.09	- gepanzerte Fahrzeuge ¹⁾	24.0120-0210.1	420210		325 20,0 17,0 V +B
	4.0 4x4	160		02.05	08.09	- gepanzerte Fahrzeuge ¹⁾				
	4.0 4x4	161		02.05	08.09	- gepanzerte Fahrzeuge ¹⁾				
	4.0 V6 4x4	156		10.04	08.09	- gepanzerte Fahrzeuge ¹⁾				
	4.4	220		07.04	08.09	- gepanzerte Fahrzeuge ¹⁾				

LAND ROVER DISCOVERY IV (09-)										
	2.7 TD	140		09.09			13.0460-2728.2	602728		24191 18,1 +/-WE/Zub/S LUC
	3.0 SDV6	188		11.09			13.0460-2762.2	602762		25021 18,5 +/-WE/Zub/S LUC
	3.0 TD	155		05.10						
	3.0 TD	180		09.09						
	3.0 TD	200		09.09						
	4.0	160		09.09						
	5.0 V8	276		09.09						
	2.7 TD	140		09.09			24.0130-0178.1	430178		317 30,0 27,0 V +B
	3.0 SDV6	188	AA222221	11.09			24.0130-0195.1	430195		360 30,0 27,0 V +B
	3.0 TD	155	AA222221	05.10						
	3.0 TD	180	AA222221	09.09						
	3.0 TD	200	AA222221	09.09						
	4.0	160	AA222221	09.09						
	5.0 V8	276	AA222221	09.09						
	3.0 SDV6	188	AA546302	11.09		- gepanzerte Fahrzeuge ¹⁾	13.0460-2731.2	602731		24192 17,1 +/-WE/Zub/S LUC
	3.0 TD	155	AA546302	05.10		- gepanzerte Fahrzeuge ¹⁾				
	3.0 TD	180	AA546302	09.09		- gepanzerte Fahrzeuge ¹⁾				
	3.0 TD	200	AA546302	09.09		- gepanzerte Fahrzeuge ¹⁾				
	4.0	160	AA546302	09.09		- gepanzerte Fahrzeuge ¹⁾				
	2.7 TD	140		09.09			24.0120-0210.1	420210		325 20,0 17,0 V +B
	3.0 SDV6	188		11.09		- gepanzerte Fahrzeuge ¹⁾	24.0120-0201.1	420201		350 20,0 17,0 V +B
	3.0 TD	155		05.10		- gepanzerte Fahrzeuge ¹⁾				
	3.0 TD	180		09.09		- gepanzerte Fahrzeuge ¹⁾				
	3.0 TD	200		09.09		- gepanzerte Fahrzeuge ¹⁾				
	4.0	160		09.09		- gepanzerte Fahrzeuge ¹⁾				
	5.0 V8	276		09.09		- gepanzerte Fahrzeuge ¹⁾				



















LAND ROVER FREELANDER (LN) (98-06)										
	1.8 i 16V	86	YA999999	11.00			13.0460-5830.2	605830		23158 17,5 /Zub/S LUC
	1.8 i 16V	88		02.98	11.00					
	2.0 DI	72		02.98	11.00					
	2.0 TD4	80	YA999999	11.01						
	2.0 TD4	82	YA999999	11.00						
	2.5 V6	130	YA999999	11.00						
	1.8 i 16V	86	1A000001		10.06		13.0460-2718.2	602718		23615 18,3 /S LUC
	2.0 TD4	80	1A000001		10.06					
	2.0 TD4	82	1A000001		10.06					
	2.5 V6	130	1A000001		10.06					
	1.8 i 16V	86	YA999999	11.00			24.0114-0113.1	414113		262 14,0 11,0 +B
	1.8 i 16V	88		02.98	11.00					
	2.0 DI	72		02.98	11.00					
	2.0 TD4	80	YA999999	11.01						
	2.0 TD4	82	YA999999	11.00						
	2.5 V6	130	YA999999	11.00						
	1.8 i 16V	86	1A000001		10.06		24.0121-0114.1	421114		277 21,0 18,0 V +B
	2.0 TD4	80	1A000001		10.06					
	2.0 TD4	82	1A000001		10.06					
	2.5 V6	130	1A000001		10.06					
	1.8 i 16V	86	YA999999	11.00			03.0137-0440.2	650440		254 x 39 HEB Einbausatz
	1.8 i 16V	88		02.98	11.00		03.0137-9282.2	669282		
	2.0 DI	72		02.98	11.00					
	2.0 TD4	80	YA999999	11.01						
	2.0 TD4	82	YA999999	11.00						
	2.5 V6	130	YA999999	11.00						
	1.8 i 16V	86	1A000001		10.06		03.0137-0480.2	650480		254 x 45 HEB Einbausatz
	2.0 TD4	80	1A000001		10.06		03.0137-9282.2	669282		
	2.0 TD4	82	1A000001		10.06					
	2.5 V6	130	1A000001		10.06					
	1.8 i 16V	86	YA999999	11.00			24.0225-4017.1	480182		254/255,5 x 47
	1.8 i 16V	88		02.98	11.00					
	2.0 DI	72		02.98	11.00					
	2.0 TD4	80	YA999999	11.01						
	2.0 TD4	82	YA999999	11.00						
	2.5 V6	130	YA999999	11.00						
	1.8 i 16V	86	1A000001		10.06		24.0225-4020.1	480310		254/255,5 x 56,5
	2.0 TD4	80	1A000001		10.06					

1) - armoured vehicles / - veicoli blindati / - véhicule blindé / - vehículo blindado
































								
LAND ROVER FREELANDER (LN) (98-06)								
	2.0 TD4 2.5 V6	82 130	1A000001 1A000001		10.06 10.06		24.0225-4020.1 480310	254/255,5 x 56,5
LAND ROVER FREELANDER 2 (FA) (07-)								
	2.2 SD4 2.2 TD4 2.2 TD4 2.2 TD4 2.2 TD4 4x4 2.2 TD4 4x4 3.2	140 110 112 118 110 115 171			08.10 08.10 01.07 10.06 10.06 10.06 01.07		13.0460-7228.2 13.0470-7228.2 607228 LD7228	24123 20,3 + 24123 20,3 + ATE ATE
	2.2 SD4 2.2 TD4 2.2 TD4 2.2 TD4 2.2 TD4 4x4 2.2 TD4 4x4 3.2	140 110 112 118 110 115 171			08.10 08.10 01.07 10.06 10.06 10.06 01.07		24.0128-0154.1 428154	300 28,0 26,0 V L +S +B
	2.2 SD4 2.2 TD4 2.2 TD4 2.2 TD4 2.2 TD4 4x4 2.2 TD4 4x4	140 110 112 118 110 115			08.10 08.10 01.07 10.06 10.06 10.06		13.0460-2737.2 602737	24537 15,8 /Zub/S LUC
	2.2 SD4 2.2 TD4 2.2 TD4 2.2 TD4 2.2 TD4 4x4 2.2 TD4 4x4 3.2	140 110 112 118 110 115 171			08.10 08.10 01.07 10.06 10.06 10.06 01.07		24.0112-0186.1 412186	302 12,0 10,0 +B
	2.2 SD4 2.2 TD4 2.2 TD4 2.2 TD4 2.2 TD4 4x4 2.2 TD4 4x4 3.2	140 110 112 118 110 115 171			08.10 08.10 01.07 10.06 10.06 10.06 01.07		24.0120-0218.1 420218 03.0137-3017.2 653017	302 20,0 18,0 V +B 185 x 30
LAND ROVER RANGE ROVER II (LP) (94-02)								
	2.5 D 2.5 TD 3.9 4.0 4.6 4.6	83 100 140 136 160 165			07.94 07.94 07.94 06.98 06.98 07.94	03.02 03.02 03.02 03.02 03.02 03.02	13.0460-2720.2 602720	23452 19,0 /S LUC
	2.5 D 2.5 TD 3.9 4.0 4.6 4.6	83 100 140 136 160 165			07.94 07.94 07.94 06.98 06.98 07.94	03.02 03.02 03.02 03.02 03.02 03.02	24.0125-0164.1 425164	297 25,0 22,0 V +B
	2.5 D 2.5 TD 3.9 4.0 4.6 4.6	83 100 140 136 160 165			07.94 07.94 07.94 06.98 06.98 07.94	03.02 03.02 03.02 03.02 03.02 03.02	13.0460-2721.2 602721	23458 15,6 /Zub/S LUC
	2.5 D 2.5 TD 3.9 4.0 4.6 4.6	83 100 140 136 160 165			07.94 07.94 07.94 06.98 06.98 07.94	03.02 03.02 03.02 03.02 03.02 03.02	24.0113-0197.1 413197	305 12,6 11,7 +B
LAND ROVER RANGE ROVER III (LM) (02-12)								
	3.0 TD 6 3.6 TD 8 4.2 4.4 4.4	130 200 291 210 225	5A999999 5A999999 5A999999 5A999999 5A999999	03.02 04.06 05.05 03.02 05.05		- gepanzerte Fahrzeuge ¹⁾ - gepanzerte Fahrzeuge ¹⁾ - gepanzerte Fahrzeuge ¹⁾ - gepanzerte Fahrzeuge ¹⁾ - gepanzerte Fahrzeuge ¹⁾	13.0460-7224.2 24.8190-0304.2 607224 620304	1 23397 18,7 +/WE Warnkontakt L=724mm ATE
	3.0 TD 6 4.4	130 225	6A000001 6A000001	08.12 08.12		- gepanzerte Fahrzeuge ¹⁾ - gepanzerte Fahrzeuge ¹⁾	13.0460-2728.2 24.8190-0304.2 602728 620304	1 24191 18,1 +/WE/Zub/S Warnkontakt L=724mm LUC
	3.6 TD 8 4.2	200 291	6A000001 6A000001	9A999999 08.12		- gepanzerte Fahrzeuge ¹⁾ - gepanzerte Fahrzeuge ¹⁾	13.0460-4837.2 604837	24098 17,1 /WE BRE
	3.6 TD 8 5.0 V8	200 276	BA347977 BA347977	08.12 08.12		- gepanzerte Fahrzeuge ¹⁾ - gepanzerte Fahrzeuge ¹⁾	13.0460-2762.2 602762	25021 18,5 +/WE/Zub/S LUC
	3.0 TD 6 3.6 TD 8 4.2 4.4 4.4	130 200 291 210 225	5A999999 5A999999 5A999999 5A999999 5A999999	03.02 04.06 05.05 03.02 05.05		- gepanzerte Fahrzeuge ¹⁾ - gepanzerte Fahrzeuge ¹⁾ - gepanzerte Fahrzeuge ¹⁾ - gepanzerte Fahrzeuge ¹⁾ - gepanzerte Fahrzeuge ¹⁾	24.0130-0184.1 430184	344 29,9 28,4 V L +B
	3.0 TD 6 4.4	130 225	6A000001 6A000001	08.12 08.12		- gepanzerte Fahrzeuge ¹⁾ - gepanzerte Fahrzeuge ¹⁾	24.0130-0196.1 430196	344 30,0 27,0 V +B

¹⁾ - armoured vehicles / - veicoli blindati / - véhicule blindé / - vehículo blindado

























LAND ROVER RANGE ROVER III (LM) (02-12)												
	3.6 TD 8 4.2 5.0 V8	200 291 276	6A000001 6A000001	9A999999		08.12 09.09 08.12	- gepanzerte Fahrzeuge ¹⁾ - gepanzerte Fahrzeuge ¹⁾ - gepanzerte Fahrzeuge ¹⁾	24.0130-0197.1	430197		360 30,0 27,0 V +B	
	3.0 TD 6 3.6 TD 8 4.2 4.4 4.4	130 200 291 210 225	6A000001 6A000001 6A000001 6A000001	5A999999 5A999999 5A999999 5A999999		03.02 04.06 05.05 03.02 05.05	- gepanzerte Fahrzeuge ¹⁾ - gepanzerte Fahrzeuge ¹⁾ - gepanzerte Fahrzeuge ¹⁾ - gepanzerte Fahrzeuge ¹⁾ - gepanzerte Fahrzeuge ¹⁾	13.0460-7079.2 13.0470-7079.2 24.8190-1308.2	607079 LD7079 621308	1	21487 17,3 +/WE 21487 17,3 +/WE Warnkontakt L=1118mm	ATE ATE
	3.0 TD 6 4.2 4.4 4.4	130 291 210 225	6A000001 6A000001 6A000001 6A000001			08.12 08.12 08.12 08.12	- gepanzerte Fahrzeuge ¹⁾ - gepanzerte Fahrzeuge ¹⁾ - gepanzerte Fahrzeuge ¹⁾ - gepanzerte Fahrzeuge ¹⁾	13.0460-2719.2 24.8190-0305.2	602719 620305	1	24192 16,7 +/WE/Zub/S Warnkontakt L=1184mm	LUC
	3.6 TD 8 5.0 V8	200 276	6A000001			08.12 09.09 08.12	- gepanzerte Fahrzeuge ¹⁾ - gepanzerte Fahrzeuge ¹⁾	13.0460-2731.2	602731		24192 17,1 +/WE/Zub/S	LUC
	3.0 TD 6 3.6 TD 8 4.2 4.4	130 200 291 210	3A129289	3A129289 3A129289 3A129289		03.02 04.06 05.05 03.02	- gepanzerte Fahrzeuge ¹⁾ - gepanzerte Fahrzeuge ¹⁾ - gepanzerte Fahrzeuge ¹⁾ - gepanzerte Fahrzeuge ¹⁾	24.0113-0197.1	413197		305 12,6 11,7 +B	
	3.0 TD 6 3.6 TD 8 4.2 4.4 4.4	130 200 291 210 225	3A129290 3A129290 3A129290 3A129290	5A999999 9A999999 5A999999 5A999999		03.02 04.06 05.05 05.05	- gepanzerte Fahrzeuge ¹⁾ - gepanzerte Fahrzeuge ¹⁾ - gepanzerte Fahrzeuge ¹⁾ - gepanzerte Fahrzeuge ¹⁾ - gepanzerte Fahrzeuge ¹⁾	24.0112-0168.1	412168		354 11,9 10,4 +B	
	3.6 TD 8 5.0 V8	200 276	AA000001			08.12 09.09 08.12	- gepanzerte Fahrzeuge ¹⁾ - gepanzerte Fahrzeuge ¹⁾	24.0120-0200.1	420200		354 20,0 17,0 V L +B	
	4.2 4.4 4.4	291 210 225	6A000001 6A000001 6A000001			08.12 08.12 08.12	- gepanzerte Fahrzeuge ¹⁾ - gepanzerte Fahrzeuge ¹⁾ - gepanzerte Fahrzeuge ¹⁾	24.0120-0200.1	420200		354 20,0 17,0 V L +B	
	3.0 TD 6 3.6 TD 8 4.2 4.4 4.4 4.4 TD V8 5.0 V8 5.0 V8	130 200 291 210 225 230 276 375				03.02 04.06 05.05 03.02 05.05 07.10 09.09 09.09	08.12 08.12 08.12 08.12 08.12 08.12 08.12 08.12	03.0137-0451.2	650451		210 x 30	
LAND ROVER RANGE ROVER EVOQUE (SAL) (11-)												
	2.0 16V 2.2 eD4 2.2 SD4 2.2 TD4	177 110 140 110				06.11 06.11 06.11 06.11		24.0128-0154.1	428154		300 28,0 26,0 V L +S +B	
	2.0 16V 2.2 eD4 2.2 SD4 2.2 TD4	177 110 140 110				06.11 06.11 06.11 06.11		24.0111-0145.1	411145		302 10,9 9,0 +B	
LAND ROVER RANGE ROVER SPORT (LS) (05-)												
	2.7 TD V6 3.6 TD V8 4.2 V8 4.2 V8 4.4 V8	140 200 287 291 220				02.05 04.06 02.05 11.09 02.05		13.0460-4837.2 24.8190-1307.2	604837 621307	1	24098 17,1 /WE Warnkontakt L=1185mm	BRE
	2.7 TD V6 4.4 V8	140 220				02.05 02.05		13.0460-2728.2 24.8190-1305.2	602728 621305	1	24191 18,1 +/WE/Zub/S Warnkontakt L=1147mm	LUC
	3.0 TD V6 3.0 TD V6 3.0 TD V6 3.0 TD V6 5.0 V8 5.0 V8 5.0 V8	155 180 183 188 276 372 375				05.10 09.09 08.12 06.11 07.09 01.10 09.09		13.0460-2762.2	602762		25021 18,5 +/WE/Zub/S	LUC
	2.7 TD V6 4.4 V8	140 220				02.05 02.05	+ 17" Rad ²⁾ + 17" Rad ²⁾	24.0130-0178.1 24.0130-0188.1	430178 430188		317 30,0 27,0 V +B 338 30,0 27,0 V +B	
	2.7 TD V6 3.0 TD V6 3.0 TD V6 3.0 TD V6 3.0 TD V6 3.6 TD V8 4.2 V8 4.2 V8 4.4 V8 5.0 V8 5.0 V8 5.0 V8	140 155 180 183 188 200 287 291 220 276 372 375		AA215622 AA215622 AA215622 AA215622		02.05 05.10 09.09 08.12 06.11 04.06 02.05 11.09 02.05 07.09 01.10 09.09	+ 18"/19" Rad + 18"/19" Rad	24.0130-0195.1	430195		360 30,0 27,0 V +B	
	2.7 TD V6 3.6 TD V8 4.2 V8 4.2 V8 4.4 V8	140 200 287 291 220				02.05 04.06 02.05 11.09 02.05		13.0460-2719.2 24.8190-1306.2	602719 621306	1	24192 16,7 +/WE/Zub/S Warnkontakt L=1156mm	LUC
	3.0 TD V6 3.0 TD V6 3.0 TD V6 3.0 TD V6	155 180 183 188				05.10 09.09 08.12 06.11		13.0460-2731.2	602731		24192 17,1 +/WE/Zub/S	LUC


























¹⁾ - armoured vehicles / - veicoli blindati / - véhicule blindé / - vehiculo blindado

²⁾ + 17" wheel / + ruota 17" / + roue 17" / + rueda 17"



























								
LAND ROVER RANGE ROVER SPORT (LS) (05-)								
	5.0 V8 5.0 V8	276 372	07.09 01.10		13.0460-2731.2	602731	+ WK ¹⁾	24192 17,1 +WE/Zub/S LUC
	2.7 TD V6 2.7 TD V6 3.0 TD V6 3.0 TD V6 3.0 TD V6 3.6 TD V8 4.2 V8 4.2 V8 4.4 V8 5.0 V8 5.0 V8	140 140 155 180 183 188 200 287 291 220 276 372	02.05 02.05 05.10 09.09 08.12 06.11 04.06 02.05 11.09 02.05 07.09 01.10	+ 17" Rad ²⁾ + 18"/19" Rad	24.0120-0210.1 24.0120-0201.1	420210 420201		325 20,0 17,0 V +B 350 20,0 17,0 V +B
LEXUS CT 200 (11-)								
	200h (ZWA10)	73	03.11		13.0460-5617.2	605617		24451 15,6 /Zub
	200h (ZWA10)	73	03.11		24.0125-0196.1	425196		255 25,0 22,0 V +B
	200h (ZWA10)	73	03.11		13.0460-5769.2	605769		24610 15,0 +/WK
	200h (ZWA10) 200h (ZWA10)	73 73	03.11 03.11	Typ B ³⁾ Typ E ⁴⁾	24.0110-0364.1 24.0109-0163.1	410364 409163		279 10,0 8,5 +B 259 9,0 7,5 +B
LEXUS ES 300/330 (96-06)								
	3.0 V6	140	10.96	07.01	24.0128-0115.1	428115		275 28,0 26,0 V +B
	3.0 V6 3.0 V6 3.0 V6 3.3 V6	140 157 158 168	10.96 08.01 10.01 06.03	07.01 10.06 10.06 10.06	13.0460-5840.2 13.0460-5738.2	605840 605738		21833 15,0 +/WK AKE 23702 15,1 /Zub
LEXUS ES 350 (06-12)								
	3.5 V6	204	03.06	06.12	13.0460-5764.2	605764		24350 17,3 /Zub AKE
	3.5 V6	204	03.06	06.12	24.0128-0159.1	428159		296 28,0 25,0 V +B
	3.5 V6	204	03.06	06.12	13.0460-5765.2	605765		24338 15,5 AKE
	3.5 V6	204	03.06	06.12	03.0137-0402.2	650402		170 x 40
LEXUS ES 250/300/350 (GSV,ASV,AVV) (12-)								
	2.5 VVTi 3.5 VVTi 300h Hybrid	135 204 118	06.12 06.12 06.12		24.0128-0159.1	428159		296 28,0 25,0 V +B
LEXUS GS 300 (93-97)								
	300 (JZS147)	156	03.93	08.97	03.0137-0400.2 03.0137-9272.2	650400 669272		190 x 45 Einbausatz
LEXUS GS 300 (97-05)								
	3.0 i V6 (JZS160) 3.0 i V6 (JZS160) 4.0 i V8 (JZS160)	216	09.97 09.97 12.97	10.01 03.05 + ^{aus} 11.00	24.0132-0701.1	432701		296 32,0 30,0 V +B
	3.0 i V6 (JZS160) 4.0 i V8 (JZS160)	216	09.97 12.97	03.05 11.00	13.0460-5748.2	605748		23429 15,5 /WK
	3.0 i V6 (JZS160) 4.0 i V8 (JZS160)	216	09.97 12.97	03.05 11.00	24.0112-0703.1	412703		307 12,0 10,5 +B
	3.0 i V6 (JZS160) 4.0 i V8 (JZS160)	216	09.97 12.97	03.05 11.00	03.0137-0400.2 03.0137-9272.2	650400 669272		190 x 45 Einbausatz
LEXUS GS 430 (00-05)								
	4.3 i V8 (UZS161)	208	11.00	10.01	24.0132-0701.1	432701		296 32,0 30,0 V +B
	4.3 i V8 (UZS161)	208	11.00	03.05	13.0460-5748.2	605748		23429 15,5 /WK

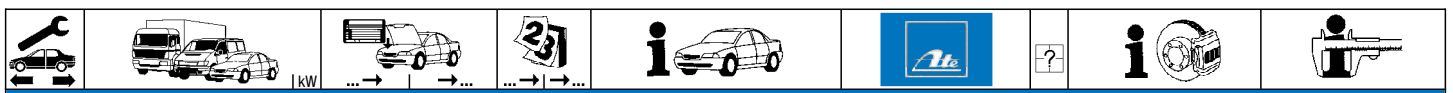
1) + WI / + RU / + TU / + CD
2) + 17" wheel / + ruota 17" / + roue 17" / + rueda 17"
3) type B / tipo B / type B / tipo B
4) type E / tipo E / type E / tipo E

									
LEXUS GS 430 (00-05)									
	4.3 i V8 (UZS161)	208		11.00	03.05		24.0112-0703.1	412703	307 12,0 10,5 +B
	4.3 i V8 (UZS161)	208		11.00	03.05		03.0137-0400.2 03.0137-9272.2	650400 669272	190 x 45 Einbausatz
LEXUS GS (GRS_, GWS_) (05-11)									
	3.0 VVTi	170		04.05	11.11		13.0460-5789.2	605789	20325 17,2 +/WK
	3.0 VVTi	183		04.05	11.11				
	350	226		04.08	11.11				
	350	232		05.08	11.11				
	350 AWD	226		04.08	11.11				
	350 AWD	232		05.08	11.11				
	4.3 VVTi	208		04.05	11.11				
	4.3 VVTi	221		04.05	11.11				
	450 h	218		02.06	11.11				
	450 h	254		02.06	11.11				
	460	255		05.08	11.11				
	3.0 VVTi	170		04.05	11.11		24.0130-0201.1	430201	334 30,0 27,0 V +B
	3.0 VVTi	183		04.05	11.11		24.0130-0202.1	430202	334 30,0 27,0 V +B
	4.3 VVTi	208		04.05	11.11				
	4.3 VVTi	221		04.05	11.11				
	450 h	218		02.06	11.11				
	450 h	254		02.06	11.11				
	460	255		05.08	11.11				
	350	226		04.08	09.08		24.0130-0201.1	430201	334 30,0 27,0 V +B
	350	232		05.08	09.08				
	350 AWD	226		04.08	09.08				
	350 AWD	232		05.08	09.08				
	3.0 VVTi	170		04.05	11.11		13.0460-5790.2	605790	24323 15,5 +/WK
	3.0 VVTi	183		04.05	11.11				
	350	226		04.08	11.11				
	350	232		05.08	11.11				
	350 AWD	226		04.08	11.11				
	350 AWD	232		05.08	11.11				
	4.3 VVTi	208		04.05	11.11				
	4.3 VVTi	221		04.05	11.11				
	450 h	218		02.06	11.11				
	450 h	254		02.06	11.11				
	3.0 VVTi	170		04.05	11.11		24.0118-0147.1	418147	310 18,0 16,5 V +B
	3.0 VVTi	183		04.05	11.11				
	350	226		04.08	11.11				
	350	232		05.08	11.11				
	350 AWD	226		04.08	11.11				
	350 AWD	232		05.08	11.11				
	4.3 VVTi	208		04.05	11.11				
	4.3 VVTi	221		04.05	11.11				
	450 h	218		02.06	11.11				
	450 h	254		02.06	11.11				
	460	255		05.08	11.11				
LEXUS GS 250/350/450 (GRL1_) (12-)									
	GS 250	154		03.12			13.0460-5789.2	605789	20325 17,2 +/WK
	GS 250	158		03.12					
	GS 250	154		03.12			24.0130-0201.1	430201	334 30,0 27,0 V +B
	GS 250	158		03.12			24.0130-0202.1	430202	334 30,0 27,0 V +B
LEXUS GX 470 (J12) (01-09)									
	4.7 V8	175		11.01	11.09		13.0460-5747.2	605747	24024 17,0 +/WK
	4.7 V8	199		11.01	11.09				
	4.7 V8	175		11.01	11.09		24.0128-0194.1	428194	338 28,0 26,0 V +B
	4.7 V8	199		11.01	11.09				
	4.7 V8	175		11.01	11.09		13.0460-5744.2	605744	21947 15,4
	4.7 V8	199		11.01	11.09				
	4.7 V8	175		11.01	11.09		24.0118-0709.1	418709	312 18,0 16,0 V +B
	4.7 V8	199		11.01	11.09				
	4.7 V8	175		11.01	11.09		03.0137-3007.2	653007	209 x 45
	4.7 V8	199		11.01	11.09				
LEXUS GX 470 (URJ15) (09-)									
	4.7 V8	218		11.09			13.0460-5747.2	605747	24024 17,0 +/WK
	4.7 V8	225		01.10					
	4.7 V8	218		11.09			13.0460-5744.2	605744	21947 15,4
	4.7 V8	225		01.10					

								
LEXUS GX 470 (URJ15) (09-)								
	4.7 V8 4.7 V8	218 225		11.09 01.10			03.0137-3007.2 653007	209 x 45
LEXUS HS 250 (ANF) (09-)								
	250h Hybrid	110		09.09			13.0460-5767.2 605767	24336 17,5 AKE
	250h Hybrid	110		09.09			24.0125-0178.1 425178	275 25,0 22,0 V +B
	250h Hybrid	110		09.09			13.0460-5765.2 605765	24338 15,5 AKE
	250h Hybrid	110		09.09			24.0112-0714.1 412714	281 12,0 10,5 +B
	250h Hybrid	110		09.09			03.0137-3012.2 653012	172 x 32
LEXUS IS 200 (99-05)								
	2.0 i V6 (GXE10) 3.0 i V6 (JCE10)	114 157		04.99 09.01	09.05 09.05		24.0132-0701.1 432701	296 32,0 30,0 V +B
	2.0 i V6 (GXE10) 3.0 i V6 (JCE10)	114 157		04.99 09.01	09.05 09.05		13.0460-5748.2 605748	23429 15,5 /WK
	2.0 i V6 (GXE10) 3.0 i V6 (JCE10)	114 157		04.99 09.01	09.05 09.05		24.0112-0703.1 412703	307 12,0 10,5 +B
	2.0 i V6 (GXE10) 3.0 i V6 (JCE10)	114 157		04.99 09.01	09.05 09.05		03.0137-0400.2 650400 03.0137-9272.2 669272	190 x 45 Einbausatz
LEXUS IS 200/220/250 (05-)								
	200 d (ALE20) 220 d (ALE20) 250 (GSE20) 250 (GSE20)	110 130 153 158		07.10 10.05 10.05 11.10			13.0460-5770.2 605770	23983 17,0
	200 d (ALE20) 220 d (ALE20) 250 (GSE20) 250 (GSE20)	110 130 153 158		07.10 10.05 10.05 11.10			24.0128-0740.1 428740	296 28,0 26,0 V +B
	200 d (ALE20) 220 d (ALE20) 250 (GSE20) 250 (GSE20)	110 130 153 158		07.10 10.05 10.05 11.10			13.0460-5790.2 605790	24323 15,5 +/WK
	220 d (ALE20) 250 (GSE20)	130 153		10.05 10.05	06.06 06.06		24.0110-0335.1 410335	291 10,0 8,5 +B
	200 d (ALE20) 220 d (ALE20) 250 (GSE20) 250 (GSE20)	110 130 153 158		07.10 07.06 07.06 11.10			24.0118-0147.1 418147	310 18,0 16,5 V +B
LEXUS IS 250/300 (13-)								
	250 (GSE30) 300h ((AVE30)	153 131		04.13 04.13		F-Sport ¹⁾	13.0460-5770.2 605770	23983 17,0
	250 (GSE30) 300h ((AVE30)	153 131		04.13 04.13			24.0128-0740.1 428740	296 28,0 26,0 V +B
LEXUS LS 400 (89-94)								
	4.0 i V8	180		08.90	07.92		24.0128-0139.1 428139	275 28,0 26,0 V
LEXUS LS 460 (06-)								
	4.6 VVTi (USF40/41) 4.6 VVTi (USF40/41) 4.6 VVTi (USF45) 4.6 VVTi AWD (USF45) 4.6 VVTi AWD (USF45)	255 280 283 270 280		05.08 04.06 12.08 12.08 12.08			13.0460-5607.2 605607	24245 18,5 /WE/Zub
	4.6 VVTi (USF40/41) 4.6 VVTi (USF40/41) 4.6 VVTi (USF45) 4.6 VVTi AWD (USF45) 4.6 VVTi AWD (USF45)	255 280 283 270 280		05.08 04.06 12.08 12.08 12.08			13.0460-5608.2 605608	24244 18,5 /WE/Zub

¹⁾ F Sport / F Sport / F Sport / F Sport























								
LEXUS LS 600 (07-)								
	5.0 VVTi Hybrid	290		04.07		13.0460-5607.2	605607	24245 18,5 /WE/Zub
	5.0 VVTi Hybrid	290		04.07		13.0460-5608.2	605608	24244 18,5 /WE/Zub
LEXUS LX 470 (98-08)								
	4.7 V8 4x4 (UZJ100)	170		05.98	03.08	13.0460-5746.2	605746	23524 17,4 +/WK SUM
	4.7 V8 4x4 (UZJ100)	173		09.01	03.08			
	4.7 V8 4x4 (UZJ100)	197		05.98	10.02			
	4.7 V8 4x4 (UZJ100)	202		08.02	03.08			
	4.7 V8 4x4 (UZJ100)	170		05.98	03.08	24.0132-0148.1	432148	313 32,0 30,0 V +B
	4.7 V8 4x4 (UZJ100)	173		09.01	03.08			
	4.7 V8 4x4 (UZJ100)	197		05.98	10.02			
	4.7 V8 4x4 (UZJ100)	202		08.02	03.08			
	4.7 V8 4x4 (UZJ100)	170		05.98	03.08	13.0460-5749.2	605749	23539 17,3
	4.7 V8 4x4 (UZJ100)	173		09.01	03.08			
	4.7 V8 4x4 (UZJ100)	197		05.98	10.02			
	4.7 V8 4x4 (UZJ100)	202		08.02	03.08			
	4.7 V8 4x4 (UZJ100)	170		05.98	03.08	24.0118-0143.1	418143	329 18,0 16,0 V +B
	4.7 V8 4x4 (UZJ100)	173		09.01	03.08			
	4.7 V8 4x4 (UZJ100)	197		05.98	10.02			
	4.7 V8 4x4 (UZJ100)	202		08.02	03.08			
	4.7 V8 4x4 (UZJ100)	170		05.98	03.08	03.0137-3008.2	653008	230 x 45
	4.7 V8 4x4 (UZJ100)	173		09.01	03.08			
	4.7 V8 4x4 (UZJ100)	197		05.98	10.02			
	4.7 V8 4x4 (UZJ100)	202		08.02	03.08			
LEXUS LX 570 (URJ) (07-)								
	5.7 V8 4x4	270		11.07		13.0460-5619.2	605619	24653 17,3 /Zub
	5.7 V8 4x4	282		11.07				
LEXUS RX 300 (MCU_) (00-03)								
	300 V6	148		07.00	03.03	13.0460-5882.2	605882	23703 17,9 /WK
	300 V6 4x4	148		10.00	05.03			
	300 V6	148		07.00	03.03	24.0128-0186.1	428186	296 28,0 26,0 V +B
	300 V6 4x4	148		10.00	05.03			
	300 V6 4x4	164		10.00	05.03			
	300 V6	148		07.00	03.03	13.0460-5840.2	605840	21833 15,0 +/WK AKE
	300 V6 4x4	148		10.00	05.03			
	300 V6 4x4	164		10.00	05.03			
	300 V6	148		07.00	03.03	24.0110-0712.1	410712	288 10,0 8,5 +B
	300 V6 4x4	148		10.00	05.03			
	300 V6 4x4	164		10.00	05.03			
	300 V6	148		07.00	03.03	03.0137-0402.2	650402	170 x 40
	300 V6 4x4	148		10.00	05.03			
	300 V6 4x4	164		10.00	05.03			
LEXUS RX 300/350/400 (MCU_) (03-08)								
	3.3	171		05.03	01.06	13.0460-5750.2	605750	23734 16,8
	3.3 AWD	171		05.03	12.08			
	300 AWD	150		05.03	12.08			
	350	203		02.06	12.08			
	350 AWD	203		02.06	12.08			
	400h	155		09.05	12.08			
	400h AWD	155		09.04	12.08			
	3.3	171		05.03	01.06	24.0128-0753.1	428753	319 28,0 26,0 V +B
	3.3 AWD	171		05.03	12.08			
	300 AWD	150		05.03	12.08			
	350	203		02.06	12.08			
	350 AWD	203		02.06	12.08			
	400h	155		09.05	12.08			
	400h AWD	155		09.04	12.08			
	3.3	171		05.03	01.06	13.0460-5734.2	605734	23967 15,1 SUM
	3.3 AWD	171		05.03	12.08			
	300 AWD	150		05.03	12.08			
	350	203		02.06	12.08			
	350 AWD	203		02.06	12.08			
	400h	155		09.05	12.08			
	400h AWD	155		09.04	12.08			
	3.3	171		05.03	01.06	24.0110-0316.1	410316	288 10,0 8,5 +B
	3.3 AWD	171		05.03	12.08			
	300 AWD	150		05.03	12.08			
	350	203		02.06	12.08			
	350 AWD	203		02.06	12.08			
	400h	155		09.05	12.08			
	400h AWD	155		09.04	12.08			

























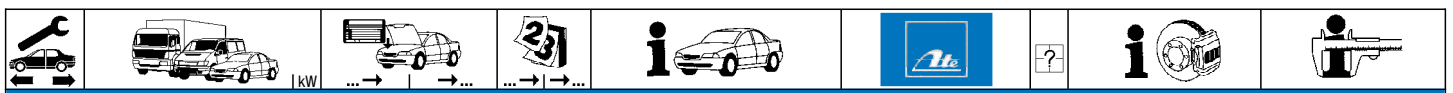
LEXUS SC 430 (UZZ40) (01-10)										
	4.3 V8	210		05.01	10.01	24.0132-0701.1	432701			296 32,0 30,0 V +B
	4.3 V8	215		05.01	10.01					
	4.3 V8	244		05.01	10.01					
	4.3 V8	210		05.01	07.10	13.0460-5748.2	605748			23429 15,5 /WK
	4.3 V8	215		05.01	07.10					
	4.3 V8	244		05.01	07.10					
	4.3 V8	210		05.01	07.10	24.0112-0703.1	412703			307 12,0 10,5 +B
	4.3 V8	215		05.01	07.10					
	4.3 V8	244		05.01	07.10					
	4.3 V8	210		05.01	07.10	03.0137-0400.2	650400			190 x 45
	4.3 V8	215		05.01	07.10					
	4.3 V8	244		05.01	07.10					
MAYBACH (W240) (02-)										
	5.5 V12 (57)			06.02		24.8190-0410.2	620410	2		Warnkontakt L=97,5mm
	5.5 V12 L (62)			06.02						
	6.0 V12 (57S)			09.05						
	5.5 V12 (57)			06.02		24.8190-0410.2	620410	1		Warnkontakt L=97,5mm
	5.5 V12 L (62)			06.02						
	6.0 V12 (57S)			09.05						
MAZDA 121 (91-96)										
	1.3 16V (DB1)			04.91	02.96	13.0460-5944.2	605944			21654 15,0 +/WK
						13.0460-0339.2	610339			Einbausatz
										SUM SUM
	1.3 16V (DB1)			04.91	02.96	+ Schaltgetriebe ¹⁾	24.0112-0147.1	412147		235 12,0 10,0
	1.3 16V (DB1)			04.91	02.96	+ Automatikgetriebe ²⁾	24.0118-0113.1	418113		235 18,0 16,0 V
	1.3 16V (DB1)			04.91	02.96		03.0137-0263.2	650263		180 x 31
							03.0137-9186.2	669186		Einbausatz
MAZDA 121 (96-03)										
	1.2 i 16V	55		03.96	01.00	+ Schaltgetriebe ¹⁾	13.0460-7073.2	607073		21202 16,9 +
	1.3 i			03.96	01.00					ATE
	1.8 D	44		03.96	01.00					
	1.2 i 16V	55		03.96	01.00	+ Automatikgetriebe ²⁾	13.0460-7071.2	607071		20640 17,5 +
										ATE
	1.2 i 16V	55		02.00	03.03		13.0460-7148.2	607148	- ABS	23200 18,0 +
	1.3 i			02.00	03.03		13.0460-7142.2	607142	+ ABS	23604 18,7 +
	1.8 D	44		02.00	03.03					ATE
	1.2 i 16V	55		03.96	01.00	+ Schaltgetriebe ¹⁾	24.0112-0141.1	412141		239 12,0 10,0 +B
	1.3 i			03.96	01.00		24.0312-0141.1	512141		239 12,0 10,0 +B PD
	1.8 D	44		03.96	01.00					
	1.2 i 16V	55		03.96	01.00	+ Automatikgetriebe ²⁾	24.0120-0147.1	420147		240 20,0 18,0 V +B
							24.0320-0147.1	520147		240 20,0 18,0 V +B PD
	1.2 i 16V	55		02.00	03.03		24.0120-0147.1	420147	- ABS	240 20,0 18,0 V +B
	1.3 i			02.00	03.03		24.0320-0147.1	520147	- ABS	240 20,0 18,0 V +B PD
	1.8 D	44		02.00	03.03		24.0122-0172.1	422172	+ ABS	258 22,0 20,0 V +B
							24.0322-0172.1	522172	+ ABS	258 22,0 20,0 V +B PD
	1.2 i 16V	55		03.96	03.03		24.0711-1367.1	360024	2	Radsensor L=875
	1.3 i			03.96	03.03					
	1.8 D	44		03.96	03.03					
	1.2 i 16V	55		03.96	11.98		24.0751-1173.3	360048	1	Radsensor L=785/800
	1.3 i			03.96	11.98					
	1.8 D	44		03.96	11.98					
	1.2 i 16V	55		12.98	03.03		24.0713-1121.3	360036	1	Radsensor L=785/800
	1.3 i			12.98	03.03					
	1.8 D	44		12.98	03.03					
	1.2 i 16V	55		03.96	01.00		03.0137-0337.2	650337		180 x 32 HEB
	1.3 i			03.96	01.00		03.0137-9217.2	669217		Einbausatz
	1.8 D	44		03.96	01.00					LUC LUC
	1.2 i 16V	55		02.00	03.03		03.0137-0412.2	650412	- ABS	180 x 32 HEB
	1.3 i			02.00	03.03		03.0137-9179.2	669179	- ABS	Einbausatz
	1.8 D	44		02.00	03.03		03.0137-0394.2	650394	+ ABS	203 x 38 HEB
							03.0137-9259.2	669259	+ ABS	Einbausatz
	1.2 i 16V	55		03.96	01.00		24.0218-0024.2	480079		180/181 x 44 - Lager
	1.3 i			03.96	01.00		24.0218-0724.2	480206	ohne Sensorring ³⁾	180/181 x 44 + Lager
	1.8 D	44		03.96	01.00					
	1.2 i 16V	55		02.00	03.03		24.0218-0024.2	480079	- ABS	180/181 x 44 - Lager
	1.3 i			02.00	03.03		24.0218-0724.2	480206	- ABS	180/181 x 44 + Lager
	1.8 D	44		02.00	03.03		24.0220-3009.2	480080	+ ABS/ ohne Sensorring ⁴⁾	203/204 x 49
	1.2 i 16V	55		03.96	01.00	+ Schaltgetriebe ¹⁾	03.0520-3617.3	693617		17,78/180x32 TopKit
	1.3 i			03.96	01.00					LUC
	1.8 D	44		03.96	01.00					
	1.2 i 16V	55		02.00	03.03	+ Schaltgetriebe ¹⁾	03.0520-6219.3	696219	- ABS	19,05/180x32 TopKit
	1.3 i			02.00	03.03		03.0520-6319.3	696319	+ ABS	19,05/203x38 TopKit
	1.8 D	44		02.00	03.03					AP AP
	1.2 i 16V	55		03.96	03.03	+ Automatikgetriebe ²⁾	03.0520-5519.3	695519		19,05/180x32 TopKit
										LUC

1) + manual transmission / + scatola cambio velocità / + transmission mécanique / + cambio de velocidad
2) + autom.transmission / + scatola cambio automatico / + transmission automatique / + cambio automatico
3) without sensor ring / senza sensori / sans sensors ABS / sin anillo sensor ABS
4) + ABS/ without sensor ring / + ABS/ senza sensore / + ABS/ sans sensors ABS / + ABS/ sin anillo sensor ABS



								
MAZDA 2 (DY) (03-07)								
	1.2 16V 1.25 16V 1.3 16V 1.4 16V 1.4 CD 1.6 16V	55 55 67 59 50 74		04.03 09.07 04.03 09.07 04.03 09.07 02.03 09.07 04.03 09.07 02.03 09.07		13.0460-7142.2 607142		23604 18,7 + ATE
	1.2 16V 1.25 16V 1.3 16V 1.4 16V 1.4 CD 1.6 16V	55 55 67 59 50 74		04.03 09.07 04.03 09.07 04.03 09.07 02.03 09.07 04.03 09.07 02.03 09.07		24.0122-0172.1 422172 24.0322-0172.1 522172		258 22,0 20,0 V +B 258 22,0 20,0 V +B PD
	1.2 16V 1.25 16V 1.3 16V 1.4 16V 1.4 CD 1.6 16V	55 55 67 59 50 74		04.03 09.07 04.03 09.07 04.03 09.07 02.03 09.07 04.03 09.07 02.03 09.07		24.0711-6118.3 360188	2 	Radsensor L=937/958
	1.2 16V 1.25 16V 1.3 16V 1.4 16V 1.4 CD 1.6 16V	55 55 67 59 50 74		04.03 09.07 04.03 09.07 04.03 09.07 02.03 09.07 04.03 09.07 02.03 09.07		03.0137-0394.2 650394 03.0137-9259.2 669259		203 x 38 HEB Einbausatz
	1.2 16V 1.25 16V 1.3 16V 1.4 16V 1.4 CD 1.6 16V	55 55 67 59 50 74		04.03 09.07 04.03 09.07 04.03 09.07 02.03 09.07 04.03 09.07 02.03 09.07		03.0520-6319.3 696319		19,05/203x38 TopKit AP
MAZDA 2 (DE) (07-)								
	1.3 16V 1.3 16V 1.3 MZR 1.4 MZR-CD 1.5 16V 1.5 MZR 1.6 MZ-CD 1.6 MZ-CD	55 63 62 50 76 75 66 70		10.07 10.07 01.10 01.08 10.07 06.11 10.08 06.11		13.0460-5794.2 605794		24283 15,5 +WK/Zub/S
	1.3 16V 1.3 16V 1.3 MZR 1.4 MZR-CD 1.5 16V 1.5 MZR 1.6 MZ-CD 1.6 MZ-CD	55 63 62 50 76 75 66 70		10.07 10.07 01.10 01.08 10.07 06.11 10.08 06.11		24.0123-0112.1 423112		258 23,0 21,0 V L +B
	1.3 16V 1.3 16V 1.3 MZR 1.4 MZR-CD 1.5 16V 1.5 MZR 1.6 MZ-CD 1.6 MZ-CD	55 63 62 50 76 75 66 70		10.07 10.07 01.10 01.08 10.07 06.11 10.08 06.11		03.0137-0501.2 650501 03.0137-9306.2 669306		200 x 32 HEB Einbausatz LUC LUC
MAZDA 3 (BK) (03-09)								
	1.4 i 16V 1.4 i 16V 1.6 CiTD 1.6 i 16V 2.0 i 16V 2.0 MZR-CD 2.3 i 16V 2.3 i 16V Sport 2.3 MPS	59 62 80 77 110 105 118 126 191		10.03 05.09 10.03 03.06 06.04 05.09 10.03 05.09 10.03 05.09 12.06 05.09 10.03 09.04 10.03 05.09 12.06 05.09		13.0460-7193.2 607193 13.0470-7193.2 LD7193		23723 18,1 + ATE 23723 18,1 + ATE
	1.4 i 16V 1.4 i 16V 1.6 CiTD 1.6 i 16V 2.0 i 16V 2.0 MZR-CD 2.3 i 16V 2.3 i 16V Sport 2.3 MPS	59 62 80 77 110 105 118 126 191		10.03 05.09 10.03 03.06 06.04 05.09 10.03 05.09 10.03 05.09 12.06 05.09 10.03 09.04 10.03 05.09 12.06 05.09		13.0460-7204.2 607204 13.0470-7204.2 LD7204 24.0125-0165.1 425165 24.0125-0170.1 425170 24.0125-0195.1 425195		278 25,0 23,0 V L +B 300 25,0 23,0 V L +B 320 25,0 23,0 V L +B
	1.4 i 16V 1.4 i 16V 1.6 CiTD 1.6 i 16V 2.0 i 16V 2.0 MZR-CD 2.3 i 16V 2.3 i 16V Sport 2.3 MPS	59 62 80 77 110 105 118 126 191		10.03 05.09 10.03 03.06 06.04 05.09 10.03 05.09 10.03 05.09 12.06 05.09 10.03 09.04 10.03 05.09 12.06 05.09		24.0711-5123.3 360065	2 	Radsensor

									
MAZDA 3 (BK) (03-09)									
	1.4 i 16V	59		10.03	05.09	13.0460-7195.2	607195	23482 16,6 + 23482 16,6 +	ATE ATE
	1.4 i 16V	62		10.03	03.06	13.0470-7195.2	LD7195		
	1.6 CiTD	80		06.04	05.09				
	1.6 i 16V	77		10.03	05.09				
	2.0 i 16V	110		10.03	05.09				
	2.0 MZR-CD	105		12.06	05.09				
	2.3 i 16V	118		10.03	09.04				
	2.3 i 16V Sport	126		10.03	05.09				
2.3 MPS	191		12.06	05.09					
	1.4 i 16V	59		10.03	05.09	24.0111-0164.1	411164	265 11,0 9,0 +B	
	1.4 i 16V	62		10.03	03.06				
	1.6 CiTD	80		06.04	05.09				
	1.6 i 16V	77		10.03	05.09				
	2.0 i 16V	110		10.03	05.09	24.0111-0160.1	411160		
	2.0 MZR-CD	105		12.06	05.09				
	2.3 i 16V	118		10.03	09.04				
	2.3 i 16V Sport	126		10.03	05.09				
2.3 MPS	191		12.06	05.09					
	1.4 i 16V	59		10.03	05.09	24.0711-6220.3	360256	Radsensor	2 
	1.4 i 16V	62		10.03	03.06				
	1.6 CiTD	80		06.04	05.09				
	1.6 i 16V	77		10.03	05.09				
	2.0 i 16V	110		10.03	05.09				
	2.0 MZR-CD	105		12.06	05.09				
	2.3 i 16V	118		10.03	09.04				
	2.3 i 16V Sport	126		10.03	05.09				
2.3 MPS	191		12.06	05.09					
MAZDA 3 (BL) (09-)									
	1.6 MZR	77		06.09		13.0460-7193.2	607193	23723 18,1 + 23723 18,1 +	ATE ATE
	1.6 MZR-CD	80		06.09		13.0470-7193.2	LD7193		
	1.6 MZR-CD	85		11.10					
	2.0 MZR	110		06.09					
	2.0 MZR DISI	111		06.09					
	2.2 MZR-CD	110		06.09					
	2.2 MZR-CD	136		06.09					
2.3 MPS Turbo	191		06.09		13.0460-7204.2	607204	23912 18,8 + 23912 18,8 +	ATE ATE	
	1.6 MZR	77		06.09		24.0125-0165.1	425165	278 25,0 23,0 V L +B	
	1.6 MZR-CD	80		06.09					
	1.6 MZR-CD	85		11.10					
	2.0 MZR	110		06.09		24.0125-0170.1	425170		
	2.0 MZR DISI	111		06.09					
	2.2 MZR-CD	110		06.09					
	2.2 MZR-CD	136		06.09					
2.3 MPS Turbo	191		06.09		24.0125-0195.1	425195	320 25,0 23,0 V L +B		
	1.6 MZR	77		06.09		24.0711-5123.3	360065	Radsensor	2 
	1.6 MZR-CD	80		06.09					
	1.6 MZR-CD	85		11.10					
	2.0 MZR	110		06.09					
	2.0 MZR DISI	111		06.09					
	2.2 MZR-CD	110		06.09					
	2.2 MZR-CD	136		06.09					
2.3 MPS Turbo	191		06.09						
	1.6 MZR	77		06.09		13.0460-7195.2	607195	23482 16,6 + 23482 16,6 +	ATE ATE
	1.6 MZR-CD	80		06.09		13.0470-7195.2	LD7195		
	1.6 MZR-CD	85		11.10					
	2.0 MZR	110		06.09					
	2.0 MZR DISI	111		06.09					
	2.2 MZR-CD	110		06.09					
	2.2 MZR-CD	136		06.09					
2.3 MPS Turbo	191		06.09						
	1.6 MZR	77		06.09		24.0111-0164.1	411164	265 11,0 9,0 +B	
	1.6 MZR-CD	80		06.09					
	1.6 MZR-CD	85		11.10					
	2.0 MZR	110		06.09					
	2.0 MZR DISI	111		06.09					
	2.2 MZR-CD	110		06.09		24.0111-0160.1	411160		
	2.2 MZR-CD	136		06.09					
2.3 MPS Turbo	191		06.09						
	1.6 MZR	77		06.09		24.0711-6220.3	360256	Radsensor	2 
	1.6 MZR-CD	80		06.09					
	1.6 MZR-CD	85		11.10					
	2.0 MZR	110		06.09					
	2.0 MZR DISI	111		06.09					
	2.2 MZR-CD	110		06.09					
	2.2 MZR-CD	136		06.09					
2.3 MPS Turbo	191		06.09						
MAZDA 323 Limousine/323 F (89-94)									
	1.3 i (BG)			09.89	12.94	13.0460-5944.2	605944	21654 15,0 +WK Einbausatz	SUM SUM
	1.6 i (BG)			09.89	12.94	13.0460-0339.2	610339		
	1.7 D (BG)			09.89	12.94				
	1.8 i 16V (BG)			09.89	12.94 + OHC				
	1.8 i 16V 4WD (BG)			09.89	12.94				



MAZDA 323 Limousine/323 F (89-94)										
	1.8 i 16V (BG) 1.8 i Turbo 4WD (BG)	120	09.89 09.89	12.94 12.94	+ DOHC	13.0460-5974.2	605974		21539 15,0 +/-WK	SUM
	1.3 i (BG) 1.6 i (BG) 1.7 D (BG) 1.8 i 16V (BG)		09.89 09.89 09.89 09.89	12.94 12.94 12.94 12.94	+ Schaltgetriebe ¹⁾ + HA-Trommelbr./+Schaltgetriebe ²⁾ + Schaltgetriebe ¹⁾ + OHC/+HA-Trommelbr./+Schaltg. ³⁾	24.0118-0113.1	418113		235 18,0 16,0 V	
	1.3 i (BG) 1.6 i (BG) 1.6 i (BG) 1.8 i 16V (BG) 1.8 i 16V (BG)		09.89 09.89 09.89 09.89 09.89	12.94 12.94 12.94 12.94 12.94	+ Automatikgetriebe ⁴⁾ + Automatikgetriebe ⁴⁾ + HA-Scheibenbr./+Schaltgetr. ⁵⁾ + Automatikgetriebe ⁴⁾ + OHC/+HA-Scheibenbr./+Schaltg. ⁶⁾	24.0122-0166.1	422166		235 22,0 20,0 V +B	
	1.8 i 16V (BG) 1.8 i Turbo 4WD (BG)	120	09.89 09.89	12.94 12.94	+ DOHC	24.0122-0165.1	422165		257 22,0 20,0 V	
	1.6 i (BG) 1.8 i 16V (BG) 1.8 i 16V 4WD (BG) 1.8 i Turbo 4WD (BG)	120	09.89 09.89 09.89 09.89	12.94 12.94 12.94 12.94		13.0460-5972.2	605972		21559 11,5	
	1.6 i (BG) 1.8 i 16V (BG) 1.8 i 16V 4WD (BG)		09.89 09.89 09.89	12.94 12.94 12.94	+ OHC	24.0109-0127.1	409127		231 9,0 8,0	
	1.8 i 16V (BG) 1.8 i Turbo 4WD (BG)	120	09.89 09.89	12.94 12.94	+ DOHC	24.0109-0131.1	409131		251 9,0 8,0 +B	
	1.3 i (BG) 1.6 i (BG) 1.7 D (BG) 1.8 i 16V (BG)		09.89 09.89 09.89 09.89	04.91 04.91 04.91 04.91		03.0137-0239.2	650239		200 x 26 Einbausatz	
	1.3 i (BG) 1.6 i (BG) 1.7 D (BG) 1.8 i 16V (BG)		05.91 05.91 05.91 05.91	12.94 12.94 12.94 12.94		03.0137-0278.2	650278		200 x 36 Einbausatz	
	1.3 i (BG) 1.6 i (BG) 1.7 D (BG) 1.8 i 16V (BG)		09.89 09.89 09.89 09.89	04.91 04.91 04.91 04.91		24.0220-0025.1	480103		200/201,5 x 34	
	1.3 i (BG) 1.6 i (BG) 1.7 D (BG) 1.8 i 16V (BG)		05.91 05.91 05.91 05.91	12.94 12.94 12.94 12.94		24.0220-0026.1	480104		200/201 x 40	




















MAZDA 323 Limousine/323 C/323 F/323 S (94-98)										
	1.3 i 16V (BA1) 1.5 i 16V (BA1) 1.8 i (BA1)		05.94 05.94 05.94	08.98 08.98 08.98	+ 5 türg ⁷⁾	13.0460-5944.2	605944		21654 15,0 +/-WK	SUM
	1.7 D (BA1) 1.8 i (BA1) 1.8 i (BA1) 2.0 D		05.94 05.94 05.94 10.96	08.98 08.98 08.98 08.98	+ 3 türg ⁸⁾ + 4 türg ⁹⁾	13.0460-5974.2	605974		21539 15,0 +/-WK	SUM
	1.3 i 16V (BA1) 1.5 i 16V (BA1)		05.94 05.94	08.98 08.98		24.0118-0113.1	418113		235 18,0 16,0 V	
	1.7 D (BA1) 1.8 i (BA1) 2.0 D		05.94 05.94 10.96	08.98 08.98 08.98		24.0122-0166.1	422166		235 22,0 20,0 V +B	
	1.7 D (BA1) 1.8 i (BA1) 2.0 D		05.94 05.94 10.96	08.98 08.98 08.98		24.0122-0165.1	422165		257 22,0 20,0 V	
	1.3 i 16V (BA1) 1.5 i 16V (BA1) 1.7 D (BA1) 1.8 i (BA1) 2.0 D		05.94 05.94 05.94 05.94 10.96	08.98 08.98 08.98 08.98 08.98		03.0137-0278.2	650278		200 x 36 Einbausatz	
	1.5 i 16V (BA1) 1.7 D (BA1) 1.8 i (BA1) 2.0 D		05.94 05.94 05.94 10.96	08.98 08.98 08.98 08.98		03.0137-9239.2	669239			
	1.3 i 16V (BA1) 1.5 i 16V (BA1) 1.7 D (BA1) 1.8 i (BA1) 2.0 D		05.94 05.94 05.94 05.94 10.96	08.98 08.98 08.98 08.98 08.98		24.0220-0026.1	480104		200/201 x 40	

MAZDA 323 Limousine/323 F/323 P/323 S (98-03)										
	1.3 i 16V (BJ) 1.3 i 16V (BJ) 1.5 i 16V (BJ)	53 54 65	01.01 08.98 08.98	10.03 12.00 12.00		13.0460-5802.2	605802		23490 15,4 /WK/Zub	
	1.6 i 16V (BJ) 1.6 i 16V (BJ) 1.8 i 16V (BJ) 2.0 D (BJ) 2.0 DiTD (BJ) 2.0 i 16V (BJ) 2.0 TD (BJ)	70 72 84 52 74 96 66	01.01 01.01 08.98 08.98 01.01 01.01 08.98	10.03 10.03 12.00 12.00 10.03 10.03 12.00		13.0460-5954.2	605954		21754 15,8 +/-WK/Zub	SUM
	2.0 i 16V (BJ)	96	01.01	10.03	+ Sportfahrwerk ¹⁰⁾					
	2.0 i 16V (BJ)	96	01.01	10.03	+ Sportfahrwerk ¹¹⁾	13.0460-5831.2	605831		23777 16,0 +/-WK/Zub	SUM
	1.3 i 16V (BJ) 1.3 i 16V (BJ) 1.5 i 16V (BJ)	53 54 65	01.01 08.98 08.98	10.03 12.00 12.00		24.0122-0207.1	422207		235 22,0 20,0 V +B	
	1.6 i 16V (BJ) 1.6 i 16V (BJ) 1.8 i 16V (BJ) 2.0 D (BJ) 2.0 DiTD (BJ)	70 72 84 52 74	01.01 01.01 08.98 08.98 01.01	10.03 10.03 12.00 12.00 10.03		24.0124-0164.1	424164		258 24,0 22,0 V +B	





















1) + manual transmission / + scatola cambio velocità / + transmission mécanique / + cambio de velocidad
2) + RA drum brake/+ manual transm. / + P fr.a tamburo/+ scatola camb.velocità / + fr.a tambour ess.AR/ + transm. mécan. / + ET-tamb.de freno/+ camb.de velocidad
3) + OHC/+RA drum br./+manual transm. / + OHC/+P fr.a tamb./+scatola camb.veloc. / + OHC/+fr.tamb.ess.AR/+ transm.mécan. / + OHC/+ET-tamb.fr./+ camb.velocidad
4) + autom.transmission / + scatola cambio automatico / + transmission automatique / + cambio automático
5) + RA disc brake/+ manual transm. / + P disco freno/+ scatola camb.velocità / + fr.a disqu.ess.AR/ + transm. mécanique / + ET disco de freno/ + camb.velocidad

6) + OHC/+RA disc br./+manual transm. / + OHC/+P disco fr./+ scat.camb.velocità / + OHC/+fr.disqu.ess.AR/+ transm.mécan. / + OHC/+ET-disco fr./+ camb.velocidad
7) + 5 door / + 5 porte / + 5 portes / + 5 puertas
8) + 3 door / + 3 porte / + 3 portes / + 3 puertas
9) + 4 door / + 4 porte / + 4 portes / + 4 puertas
10) - sports suspension / - sospensione sportiva / - châssis de sport / - suspensión deportiva
11) + sports suspension / + sospensione sportiva / + châssis de sport / + suspensión deportiva























MAZDA 323 Limousine/323 F/323 P/323 S (98-03)								
	2.0 i 16V (BJ) 96 2.0 TD (BJ) 66	01.01 08.98	10.03 12.00	- Sportfahrwerk ¹⁾	24.0124-0164.1	424164		258 24,0 22,0 V +B
	2.0 i 16V (BJ) 96	01.01	10.03	+ Sportfahrwerk ²⁾	24.0124-0175.1	424175		274 24,5 22,0 V +B
	1.6 i 16V (BJ) 70 1.6 i 16V (BJ) 72 1.8 i 16V (BJ) 84 2.0 D (BJ) 52 2.0 DiTD (BJ) 74 2.0 i 16V (BJ) 96 2.0 TD (BJ) 66	01.01 01.01 08.98 08.98 01.01 01.01 08.98	10.03 10.03 12.00 12.00 10.03 10.03 12.00		13.0460-5804.2	605804		24045 13,7 AKE
	1.6 i 16V (BJ) 70 1.6 i 16V (BJ) 72 1.8 i 16V (BJ) 84 2.0 D (BJ) 52 2.0 DiTD (BJ) 74 2.0 i 16V (BJ) 96 2.0 TD (BJ) 66	01.01 01.01 08.98 08.98 01.01 01.01 08.98	10.03 10.03 12.00 12.00 10.03 10.03 12.00	- Sportfahrwerk ¹⁾	24.0110-0269.1	410269		261 10,0 8,0 +B
	2.0 i 16V (BJ) 96	01.01	10.03	+ Sportfahrwerk ²⁾	24.0110-0302.1	410302		280 10,0 8,0 +B
	1.3 i 16V (BJ) 53 1.3 i 16V (BJ) 54 1.5 i 16V (BJ) 65 2.0 TD (BJ) 66	01.01 08.98 08.98 08.98	10.03 12.00 12.00 12.00		03.0137-0407.2 03.0137-9263.2	650407 669263		200 x 36 Einbausatz
	1.3 i 16V (BJ) 53 1.3 i 16V (BJ) 54 1.5 i 16V (BJ) 65 2.0 TD (BJ) 66	01.01 08.98 08.98 08.98	10.03 12.00 12.00 12.00		24.0220-0026.1	480104		200/201 x 40
MAZDA 323 Kombi (86-94)								
	1.5 (BW) 85 1.6 i (BW) 85 1.6 i 4x4 (BW) 85 1.7 D (BW) 85	05.86 05.86 09.89 05.86	12.94 12.94 12.94 12.94		24.0118-0101.1	418101		238 18,0 16,0 V
	1.6 i 4x4 (BW) 85	09.89	12.94		13.0460-5824.2	605824		20008 13,0 AKE
	1.5 (BW) 85 1.6 i (BW) 85 1.7 D (BW) 85	05.86 05.86 05.86	12.94 12.94 12.94		03.0137-0184.2 03.0137-9102.2	650184 669102		229 x 26 Einbausatz
	1.5 (BW) 85 1.6 i (BW) 85 1.7 D (BW) 85	05.86 05.86 05.86	12.94 12.94 12.94		24.0222-8022.1	480093	ohne Sensorring ³⁾	229/229,6 x 32
MAZDA 5 (CR) (05-10)								
	1.8 16V 85 2.0 16V 107 2.0 CiTD 81 2.0 CiTD 105	03.05 03.05 03.05 06.05	05.10 05.10 05.10 05.10		13.0460-7193.2 13.0470-7193.2	607193 LD7193		23723 18,1 + 23723 18,1 + ATE
	1.8 16V 85 2.0 16V 107 2.0 CiTD 81 2.0 CiTD 105	03.05 03.05 03.05 06.05	05.10 05.10 05.10 05.10		24.0125-0165.1 24.0125-0170.1	425165 425170	+ 15" Rad ⁴⁾ + 16" Rad ⁵⁾	278 25,0 23,0 V L +B 300 25,0 23,0 V L +B
	1.8 16V 85 2.0 16V 107 2.0 CiTD 81 2.0 CiTD 105	03.05 03.05 03.05 06.05	05.10 05.10 05.10 05.10		24.0711-5123.3	360065	2 	Radsensor
	1.8 16V 85 2.0 16V 107 2.0 CiTD 81 2.0 CiTD 105	03.05 03.05 03.05 06.05	05.10 05.10 05.10 05.10		13.0460-7195.2 13.0470-7195.2	607195 LD7195		23482 16,6 + 23482 16,6 + ATE
	1.8 16V 85 2.0 16V 107 2.0 CiTD 81 2.0 CiTD 105	03.05 03.05 03.05 06.05	05.10 05.10 05.10 05.10		24.0111-0160.1	411160	+ 15" Rad ⁴⁾	280 11,0 9,0 +B
	1.8 16V 85 2.0 16V 107 2.0 CiTD 81 2.0 CiTD 105	03.05 03.05 03.05 03.05	05.10 05.10 05.10 05.10		24.0111-0165.1	411165	+ 16" Rad ⁵⁾	302 11,0 9,0 +B
	1.8 16V 85 2.0 16V 107 2.0 CiTD 81 2.0 CiTD 105	03.05 03.05 03.05 06.05	05.10 05.10 05.10 05.10		24.0711-6220.3	360256	2 	Radsensor
MAZDA 5 (CW) (10-)								
	1.6 CD 85 1.8 16V 85 2.0 16V 106 2.0 16V 110	09.10 09.10 01.11 09.10			13.0460-7193.2 13.0470-7193.2	607193 LD7193		23723 18,1 + 23723 18,1 + ATE
	1.6 CD 85 1.8 16V 85 2.0 16V 106 2.0 16V 110	09.10 09.10 01.11 09.10			24.0125-0165.1 24.0125-0170.1	425165 425170	+ 15" Rad ⁴⁾ + 16" Rad ⁵⁾	278 25,0 23,0 V L +B 300 25,0 23,0 V L +B

























¹⁾ - sports suspension / - sospensione sportiva / - châssis de sport / - suspensión deportiva
²⁾ + sports suspension / + sospensione sportiva / + châssis de sport / + suspensión deportiva
³⁾ without sensor ring / senza sensori / sans secours ABS / sin anillo sensor ABS
⁴⁾ + 15" wheel / + ruota 15" / + roue 15" / + rueda 15"
⁵⁾ + 16" wheel / + ruota 16" / + roue 16" / + rueda 16"





















								
MAZDA 5 (CW) (10-)								
	1.6 CD 1.8 16V 2.0 16V 2.0 16V	85 85 106 110		09.10 09.10 01.11 09.10		24.0711-5123.3 360065	2	Radsensor
	1.6 CD 1.8 16V 2.0 16V 2.0 16V	85 85 106 110		09.10 09.10 01.11 09.10		13.0460-7195.2 13.0470-7195.2	607195 LD7195	23482 16,6 + 23482 16,6 + ATE ATE
	1.6 CD 1.8 16V 2.0 16V 2.0 16V	85 85 106 110		09.10 09.10 01.11 09.10		24.0111-0160.1 24.0111-0165.1	411160 411165	+ 15" Rad ¹⁾ + 16" Rad ²⁾ 280 11,0 9,0 +B 302 11,0 9,0 +B
	1.6 CD 1.8 16V 2.0 16V 2.0 16V	85 85 106 110		09.10 09.10 01.11 09.10		24.0711-6220.3	360256	2 Radsensor
MAZDA 6 Limousine (GG) (02-07)								
	1.8 16V	88		08.02 07.07		13.0460-5822.2 13.0460-0260.2	605822 610260	24246 16,8 +/WK Einbausatz
	2.0 16V 2.0 16V 2.0 DI 2.0 DI 2.0 DI 2.3 16V 2.3 16V 2.3 16V	104 108 89 100 105 118 120 122		06.02 07.07 03.05 07.07 08.02 07.07 06.02 07.07 06.05 07.07 07.03 02.05 03.05 07.07 06.02 07.07		13.0460-5821.2 13.0460-0261.2	605821 610261	24046 18,6 +/WK Einbausatz AKE
	1.8 16V	88		08.02 07.07		24.0124-0175.1	424175	274 24,5 22,0 V +B
	2.0 16V 2.0 16V 2.0 DI 2.0 DI 2.0 DI 2.3 16V 2.3 16V 2.3 16V	104 108 89 100 105 118 120 122		06.02 07.07 03.05 07.07 08.02 07.07 06.02 07.07 06.05 07.07 07.03 02.05 03.05 07.07 06.02 07.07		24.0125-0147.1	425147	283 25,0 23,0 V +B
	1.8 16V 2.0 16V 2.0 16V 2.0 DI 2.0 DI 2.0 DI 2.3 16V 2.3 16V 2.3 16V	88 104 108 89 100 105 118 120 122		08.02 07.07 06.02 07.07 03.05 07.07 08.02 07.07 06.02 07.07 06.05 07.07 07.03 02.05 03.05 07.07 06.02 07.07		13.0460-5804.2	605804	24045 13,7 AKE
	1.8 16V 2.0 16V 2.0 16V 2.0 DI 2.0 DI 2.0 DI 2.3 16V 2.3 16V 2.3 16V	88 104 108 89 100 105 118 120 122		08.02 07.07 06.02 07.07 03.05 07.07 08.02 07.07 06.02 07.07 06.05 07.07 07.03 02.05 03.05 07.07 06.02 07.07		24.0110-0302.1	410302	280 10,0 8,0 +B
MAZDA 6 Kombi (GY) (02-07)								
	1.8 16V 2.0 16V 2.0 16V 2.0 CiTD 4x4 2.0 CiTD 4x4 2.0 DI 2.0 DI 2.0 DI 2.3 16V 2.3 16V AWD	88 104 108 89 100 89 100 105 122 119		08.02 07.07 08.02 07.07 03.05 07.07 10.02 02.05 10.02 02.05 08.02 07.07 08.02 07.07 06.05 07.07 08.02 07.07 11.02 07.07		13.0460-5821.2 13.0460-0261.2	605821 610261	24046 18,6 +/WK Einbausatz AKE
	1.8 16V 2.0 16V 2.0 16V 2.0 CiTD 4x4 2.0 CiTD 4x4 2.0 DI 2.0 DI 2.0 DI 2.3 16V 2.3 16V AWD	88 104 108 89 100 89 100 105 122 119		08.02 07.07 08.02 07.07 03.05 07.07 10.02 02.05 10.02 02.05 08.02 07.07 08.02 07.07 06.05 07.07 08.02 07.07 11.02 07.07		24.0125-0147.1	425147	283 25,0 23,0 V +B
	1.8 16V 2.0 16V 2.0 16V 2.0 CiTD 4x4 2.0 CiTD 4x4 2.0 DI 2.0 DI 2.0 DI 2.3 16V	88 104 108 89 100 89 100 105 122		08.02 07.07 08.02 07.07 03.05 07.07 10.02 02.05 10.02 02.05 08.02 07.07 08.02 07.07 06.05 07.07 08.02 07.07		13.0460-5804.2	605804	24045 13,7 AKE

¹⁾ + 15" wheel / + ruota 15" / + roue 15" / + rueda 15"

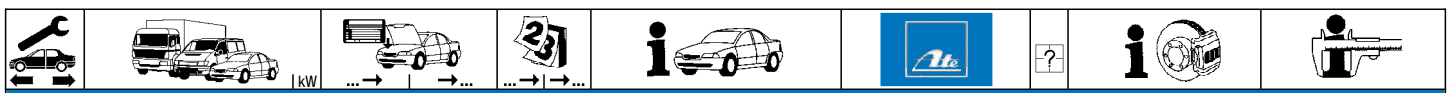
²⁾ + 16" wheel / + ruota 16" / + roue 16" / + rueda 16"

										
MAZDA 6 Kombi (GY) (02-07)										
	2.3 16V AWD	119		11.02	07.07		13.0460-5804.2	605804	24045 13,7	AKE
	1.8 16V	88		08.02	07.07		24.0110-0302.1	410302	280 10,0 8,0 +B	
	2.0 16V	104		08.02	07.07					
	2.0 16V	108		03.05	07.07					
	2.0 CiTD 4x4	89		10.02	02.05					
	2.0 CiTD 4x4	100		10.02	02.05					
	2.0 DI	89		08.02	07.07					
	2.0 DI	100		08.02	07.07					
	2.0 DI	105		06.05	07.07					
	2.3 16V	122		08.02	07.07					
	2.3 16V AWD	119		11.02	07.07					
MAZDA 6 (GH) (07-)										
	1.8 MZR	88		08.07			13.0460-5610.2	605610	24582 17,4 +WK/Zub	
	2.0 MZR	108		08.07						
	2.0 MZR	114		01.10						
	2.0 MZR-CD	103		08.07						
	2.2 MZR-CD	92		01.09						
	2.2 MZR-CD	95		01.10						
	2.2 MZR-CD	120		01.09						
	2.2 MZR-CD	132		01.10						
	2.2 MZR-CD	136		01.09						
	2.5 MZR	125		08.07						
	1.8 MZR	88		08.07			24.0125-0188.1	425188	299 25,0 23,0 V +B	
	2.0 MZR	108		08.07						
	2.0 MZR	114		01.10						
	2.0 MZR-CD	103		08.07						
	2.2 MZR-CD	92		01.09						
	2.2 MZR-CD	95		01.10						
	2.2 MZR-CD	120		01.09						
	2.2 MZR-CD	132		01.10						
	2.2 MZR-CD	136		01.09						
	2.5 MZR	125		08.07						
	1.8 MZR	88		08.07			13.0460-5804.2	605804	24045 13,7	AKE
	2.0 MZR	108		08.07						
	2.0 MZR	114		01.10						
	2.0 MZR-CD	103		08.07						
	2.2 MZR-CD	92		01.09						
	2.2 MZR-CD	95		01.10						
	2.2 MZR-CD	120		01.09						
	2.2 MZR-CD	132		01.10						
	2.2 MZR-CD	136		01.09						
	2.5 MZR	125		08.07						
	1.8 MZR	88		08.07			24.0110-0302.1	410302	280 10,0 8,0 +B	
	2.0 MZR	108		08.07						
	2.0 MZR	114		01.10						
	2.0 MZR-CD	103		08.07						
	2.2 MZR-CD	92		01.09						
	2.2 MZR-CD	95		01.10						
	2.2 MZR-CD	120		01.09						
	2.2 MZR-CD	132		01.10						
	2.2 MZR-CD	136		01.09						
	2.5 MZR	125		08.07						
MAZDA 626 (91-97)										
	1.8 i (GE1)			09.91	04.97		13.0460-5954.2	605954	21754 15,8 +WK/Zub	SUM
	2.0 D (GE1)			09.91	04.97		13.0460-0443.2	610443	Einbausatz	AKE
	2.0 i (GE1)			09.91	04.97					
	2.0 i 4WD (GE8)			09.91	04.97					
	2.5 i V6 (GE1/GE7)			09.91	04.97					
	1.8 i (GE1)			09.91	04.97		24.0124-0129.1	424129	258 24,0 22,0 V +B	
	2.0 D (GE1)			09.91	04.97					
	2.0 i (GE1)			09.91	04.97					
	2.0 i 4WD (GE8)			09.91	04.97					
	2.5 i V6 (GE1/GE7)			09.91	04.97					
	1.8 i (GE1)			09.91	04.97		13.0460-5973.2	605973	21766 13,5	
	2.0 D (GE1)			09.91	04.97		13.0460-0245.2	610245	Einbausatz	
	2.0 i (GE1)			09.91	04.97					
	2.5 i V6 (GE1/GE7)			09.91	04.97					
	1.8 i (GE1)			09.91	04.97		24.0110-0234.1	410234	261 10,0 8,0 +B	
	2.0 D (GE1)			09.91	04.97					
	2.0 i (GE1)			09.91	04.97					
	2.0 i 4WD (GE8)			09.91	04.97					
	2.5 i V6 (GE1/GE7)			09.91	04.97					
MAZDA 626 (97-02)										
	1.8 i 16V (GF)	66		05.97	11.99		13.0460-5954.2	605954	21754 15,8 +WK/Zub	SUM
	2.0 DiTD (GF)			04.98	11.99					
	2.0 i 16V (GF)	85		05.97	11.99					
	2.0 i 16V (GF)	100		02.98	11.99					
	1.8 i 16V (GF)	74		12.99	04.02		13.0460-5831.2	605831	23777 16,0 +WK/Zub	SUM
	2.0 DiTD (GF)			12.99	04.02					
	2.0 i 16V (GF)	85		12.99	04.02					
	2.0 i 16V (GF)	100		12.99	04.02					

								
MAZDA 626 (97-02)								
	1.8 i 16V (GF) 1.8 i 16V (GF) 2.0 DiTD (GF) 2.0 i 16V (GF) 2.0 i 16V (GF)	66 74 85 100		05.97 11.99 12.99 04.02 04.98 04.02 05.97 04.02 02.98 04.02		24.0124-0129.1	424129	258 24,0 22,0 V +B
	2.0 DiTD (GF) 2.0 i 16V (GF) 2.0 i 16V (GF)	85 100		04.98 04.02 05.97 04.02 02.98 04.02		13.0460-5804.2	605804	24045 13,7 AKE
	2.0 DiTD (GF) 2.0 i 16V (GF) 2.0 i 16V (GF)	85 100		04.98 04.02 05.97 04.02 02.98 04.02		24.0110-0234.1	410234	261 10,0 8,0 +B
	1.8 i 16V (GF) 1.8 i 16V (GF)	66 74		05.97 11.99 12.99 04.02		03.0137-0431.2 03.0137-9262.2	650431 669262	229 x 43 Einbausatz
						03.0137-0416.2 03.0137-9262.2	650416 669262	229 x 43 Einbausatz
MAZDA 626 Kombi (88-92)								
	1.8 (GV1) 2.0 (GV1) 2.0 D (GV1) 2.2 12V (GV1) 2.2 12V 4WD (GV8)	72 44 85 85		03.88 02.92 03.88 02.92 03.88 07.91 03.88 10.90 03.92 11.92		13.0460-5932.2 13.0460-0313.2	605932 610313	21378 15,0 +/WK AKE Einbausatz AKE
	1.8 (GV1) 2.0 (GV1) 2.0 D (GV1) 2.2 12V (GV1) 2.2 12V 4WD (GV8)	72 44 85 85		03.88 02.92 03.88 02.92 03.88 07.91 03.88 10.90 03.92 11.92		24.0124-0105.1	424105	264 24,0 22,0 V
	1.8 (GV1) 2.0 (GV1) 2.0 D (GV1) 2.2 12V (GV1)	72 44 85		03.88 02.92 03.88 02.92 03.88 07.91 03.88 10.90		13.0460-5995.2	605995	21558 13,0
	1.8 (GV1) 2.0 (GV1) 2.0 D (GV1) 2.2 12V (GV1) 2.2 12V 4WD (GV8)	72 44 85 85		03.88 02.92 03.88 02.92 03.88 07.91 03.88 10.90 03.92 11.92		24.0110-0256.1	410256	259 10,0 8,0
						24.0110-0265.1	410265	261 10,0 8,0
MAZDA 626 Kombi (92-98)								
	2.0 D (GV1) 2.0 D (GV1) 2.0 i (GV1) 2.0 i 16V (GV1) 2.2 i 12V (GV1) 2.2 i 12V 4WD (GV1)	55 60 66 86 85 85		04.92 01.98 11.94 04.96 04.92 01.98 04.92 02.95 04.92 01.98 04.92 01.98		13.0460-5932.2	605932	21378 15,0 +/WK AKE
	2.0 D (GV1) 2.0 D (GV1) 2.0 i (GV1) 2.0 i 16V (GV1) 2.2 i 12V (GV1) 2.2 i 12V 4WD (GV1)	55 60 66 86 85 85		04.92 01.98 11.94 04.96 04.92 01.98 04.92 02.95 04.92 01.98 04.92 01.98		24.0124-0105.1	424105	264 24,0 22,0 V
	2.0 D (GV1) 2.0 D (GV1) 2.0 i (GV1) 2.0 i 16V (GV1) 2.2 i 12V (GV1)	55 60 66 86 85		04.92 01.98 11.94 04.96 04.92 01.98 04.92 02.95 04.92 01.98		13.0460-5995.2	605995	21558 13,0
	2.0 D (GV1) 2.0 D (GV1) 2.0 i (GV1) 2.0 i 16V (GV1) 2.2 i 12V (GV1)	55 60 66 86 85		04.92 01.98 11.94 04.96 04.92 01.98 04.92 02.95 04.92 01.98		24.0110-0256.1	410256	259 10,0 8,0
MAZDA 626 Kombi (98-02)								
	1.8 i 16V (GW) 2.0 DiTD (GW) 2.0 i 16V (GW) 2.0 i 16V (GW)	66 74 85 100		02.98 12.99 04.98 09.99 02.98 09.99 02.98 09.99		13.0460-5954.2	605954	21754 15,8 +/WK/Zub SUM
	1.8 i 16V (GW) 2.0 DiTD (GW) 2.0 DiTD (GW) 2.0 i 16V (GW) 2.0 i 16V (GW)	74 74 81 85 100		01.00 06.02 10.99 06.02 10.00 06.02 10.99 06.02 10.99 06.02		13.0460-5831.2	605831	23777 16,0 +/WK/Zub SUM
	1.8 i 16V (GW) 1.8 i 16V (GW) 2.0 i 16V (GW) 2.0 i 16V (GW)	66 74 85 100		02.98 12.99 01.00 06.02 02.98 06.02 02.98 06.02		24.0124-0129.1	424129	258 24,0 22,0 V +B
	2.0 DiTD (GW) 2.0 DiTD (GW)	74 81		04.98 06.02 10.00 06.02		24.0124-0175.1	424175	274 24,5 22,0 V +B
	1.8 i 16V (GW) 1.8 i 16V (GW) 2.0 DiTD (GW) 2.0 DiTD (GW) 2.0 i 16V (GW) 2.0 i 16V (GW)	66 74 74 81 85 100		02.98 12.99 01.00 06.02 04.98 06.02 10.00 06.02 02.98 06.02 02.98 06.02		13.0460-5804.2	605804	24045 13,7 AKE

									
MAZDA 626 Kombi (98-02)									
	1.8 i 16V (GW)	66		02.98	12.99		24.0110-0234.1	410234	261 10,0 8,0 +B
	1.8 i 16V (GW)	74		01.00	06.02				
	2.0 i 16V (GW)	85		02.98	06.02				
	2.0 i 16V (GW)	100		02.98	06.02				
	2.0 DiTD (GW)	74		04.98	06.02		24.0110-0302.1	410302	280 10,0 8,0 +B
2.0 DiTD (GW)	81		10.00	06.02					
MAZDA B2500 (02-06)									
	2.5 D 4WD	62		08.02	07.06		13.0460-5795.2	605795	24353 16,0 +/-WK/Zub
	2.5 TDiC 4WD	80		08.02	07.06				
MAZDA BT-50 (06-)									
	2.5 CD 4x4	105		12.06			13.0460-5795.2	605795	24353 16,0 +/-WK/Zub
	3.0 CDVi 4x4	115		12.06					
MAZDA CX-7 (06-)									
	2.2 MZR-CD	127		09.09			13.0460-5606.2	605606	24544 18,1 /WK/Zub
	2.2 MZR-CD AWD	120		01.12					
	2.2 MZR-CD AWD	136		09.09					
	2.3 DISI	182		01.12					
	2.3 DISI AWD	182		01.12					
	2.3 MZR DISI Turbo	175		11.06					
	2.3 MZR DISI Turbo	179		01.07					
	2.3 MZR DISI Turbo	190		10.07					
	2.3 MZR DISI Turbo	191		09.09					
	2.3 MZR DISI TurboAWD	179		01.07					
	2.2 MZR-CD	127		09.09			24.0128-0233.1	428233	320 28,0 26,0 V +B
	2.2 MZR-CD AWD	120		01.12					
	2.2 MZR-CD AWD	136		09.09					
	2.3 DISI	182		01.12					
	2.3 DISI AWD	182		01.12					
	2.3 MZR DISI Turbo	175		11.06					
	2.3 MZR DISI Turbo	179		01.07					
	2.3 MZR DISI Turbo	190		10.07					
	2.3 MZR DISI Turbo	191		09.09					
	2.3 MZR DISI TurboAWD	179		01.07					
	2.2 MZR-CD	127		09.09			24.0128-0228.1	428228	296 28,0 26,0 V +B
	2.2 MZR-CD AWD	136		09.09					
	2.3 DISI	182		01.12					
	2.3 DISI AWD	182		01.12					
	2.3 MZR DISI Turbo	175		11.06					
	2.3 MZR DISI Turbo	179		01.07					
	2.3 MZR DISI Turbo	190		10.07					
	2.3 MZR DISI Turbo	191		09.09					
	2.3 MZR DISI TurboAWD	179		01.07					
	2.5 MZR	120		09.09					
	2.2 MZR-CD	127		09.09			13.0460-5605.2	605605	24545 16,9 /Zub
	2.2 MZR-CD AWD	136		09.09					
	2.3 DISI	182		01.12					
	2.3 DISI AWD	182		01.12					
	2.3 MZR DISI Turbo	175		11.06					
	2.3 MZR DISI Turbo	179		01.07					
	2.3 MZR DISI Turbo	190		10.07					
	2.3 MZR DISI Turbo	191		09.09					
	2.3 MZR DISI TurboAWD	179		01.07					
	2.5 MZR	120		09.09					
	2.2 MZR-CD AWD	136		09.09			24.0118-0150.1	418150	302 18,0 16,0 V +B
	2.3 DISI	182		01.12					
	2.3 DISI AWD	182		01.12					
	2.3 MZR DISI Turbo	175		11.06					
	2.3 MZR DISI Turbo	179		01.07					
	2.3 MZR DISI Turbo	190		10.07					
	2.3 MZR DISI Turbo	191		09.09					
	2.3 MZR DISI TurboAWD	179		01.07					
	2.5 MZR	120		09.09					
MAZDA CX-9 (07-)									
	3.5	193		01.07			13.0460-5606.2	605606	24544 18,1 /WK/Zub
	3.5 AWD	193		01.07					
	3.7	204		01.07					
	3.7 AWD	204		01.07					
	3.5	193		01.07			24.0128-0233.1	428233	320 28,0 26,0 V +B
	3.5 AWD	193		01.07					
	3.7	204		01.07					
	3.7 AWD	204		01.07					
	3.5	193		01.07			13.0460-5605.2	605605	24545 16,9 /Zub
	3.5 AWD	193		01.07					
	3.7	204		01.07					
	3.7 AWD	204		01.07					















1) + manual transmission / + scatola cambio velocità / + transmission mécanique / + cambio de velocidad
2) + autom.transmission / + scatola cambio automatico / + transmission automatique / + cambio automático

































MAZDA DEMIO (98-02)										
	1.3 i 16V 1.3 i 16V 1.5 i 16V	46 53 55		08.98 08.98 04.00	10.02 03.00 10.02	13.0460-5944.2 13.0460-0149.2	605944 610149		21654 15,0 +/WK Einbausatz	SUM SUM
	1.3 i 16V 1.3 i 16V 1.5 i 16V	46 53 55		08.98 08.98 04.00	10.02 03.00 10.02	24.0122-0166.1	422166		235 22,0 20,0 V +B	
	1.3 i 16V 1.3 i 16V 1.5 i 16V	46 53 55		08.98 08.98 04.00	10.02 03.00 10.02	03.0137-0401.2 03.0137-9266.2	650401 669266		200 x 31 Einbausatz	
	1.3 i 16V 1.3 i 16V	46 53	144782 144782	08.98 08.98		24.0220-0026.1	480104		200/201 x 40	
MAZDA DEMIO (03-)										
	1.2 i 16V 1.4 CD 1.4 i 16V 1.6 i 16V	55 50 58 74		04.03 04.03 02.03 02.03		13.0460-7142.2	607142		23604 18,7 +	ATE
	1.2 i 16V 1.4 CD 1.4 i 16V 1.6 i 16V	55 50 58 74		04.03 04.03 02.03 02.03		24.0122-0172.1 24.0322-0172.1	422172 522172		258 22,0 20,0 V +B 258 22,0 20,0 V +B PD	
	1.2 i 16V 1.4 CD 1.4 i 16V 1.6 i 16V	55 50 58 74		04.03 04.03 02.03 02.03		03.0137-0394.2 03.0137-9259.2	650394 669259		203 x 38 HEB Einbausatz	
	1.2 i 16V 1.4 CD 1.4 i 16V 1.6 i 16V	55 50 58 74		04.03 04.03 02.03 02.03		03.0520-6319.3	696319		19,05/203x38 TopKit	AP
MAZDA E2000/E2200 Bus (87-97)										
	2.0 2.0 4WD 2.2 D 2.2 D 4WD			12.87 12.87 12.87 12.87	03.97 03.97 03.97 03.97	13.0460-5806.2	605806		20002 15,0 +/WK	
	2.0 2.0 4WD 2.2 D 2.2 D 4WD			12.87 12.87 12.87 12.87	03.97 03.97 03.97 03.97	03.0137-0486.2	650486		260 x 51	
MAZDA E2000/E2200 Kasten (87-97)										
	2.0 2.2 D			12.87 12.87	03.97 03.97	13.0460-5806.2	605806		20002 15,0 +/WK	
	2.0 2.2 D			12.87 12.87	03.97 03.97	03.0137-0486.2	650486		260 x 51	
MAZDA E2000/E2200 Pritsche (87-97)										
	2.0 2.2 D			12.87 12.87	03.97 03.97	13.0460-5806.2	605806		20002 15,0 +/WK	
	2.0 2.2 D			12.87 12.87	03.97 + Einfachbereifung ¹⁾ 03.97 + Einfachbereifung ¹⁾	03.0137-0486.2	650486		260 x 51	
MAZDA MPV I (94-99)										
	2.5 TD (LV52) 3.0 i V6 (LV52) 3.0 i V6 (LV52)	85 109 113		05.96 05.96 05.96	08.99 08.99 08.99	13.0460-5627.2	605627		21569 14,9 +/WK	AKE
MAZDA MPV II (99-05)										
	2.0 CiTD (LW19) 2.0 i 16V (LW19) 2.0 i 16V (LW19) 2.3 i 16V (LW19) 2.5 i V6 (LW19) 3.0 i V6 (LW19)	100 88 90 104 125 147		07.02 08.00 09.99 07.02 09.99 03.02	10.05 06.02 07.00 10.05 03.02 10.05	13.0460-5884.2	605884		23515 15,8 /WK/Zub	SUM
	2.0 i 16V (LW19) 2.0 i 16V (LW19) 2.3 i 16V (LW19) 2.5 i V6 (LW19)	88 90 104 125		08.00 09.99 07.02 09.99	06.02 07.00 10.05 03.02	24.0128-0175.1	428175		274 28,0 26,0 V	
	2.0 CiTD (LW19) 3.0 i V6 (LW19)	100 147		07.02 03.02	10.05 10.05	24.0128-0180.1	428180		296 28,0 26,0 V	
	2.0 CiTD (LW19) 2.3 i 16V (LW19) 3.0 i V6 (LW19)	100 104 147		09.03 09.03 09.03	10.05 10.05 10.05	13.0460-5736.2	605736		24215 15,7 +/WK/Zub	
	2.0 CiTD (LW19) 2.3 i 16V (LW19) 3.0 i V6 (LW19)	100 104 147		09.03 09.03 09.03	10.05 10.05 10.05	24.0118-0148.1	418148		286 18,0 16,0 V +B	

¹⁾ + single tyre / + ruota singola / + roue simple / + cubierta simple





















MAZDA MPV II (99-05)													
	2.0 GTD (LW19)	100		07.02	08.03			03.0137-0473.2	650473				254 x 52
	2.0 i 16V (LW19)	88		08.00	06.02								
	2.0 i 16V (LW19)	90		09.99	07.00								
	2.3 i 16V (LW19)	104		07.02	08.03								
	2.5 i V6 (LW19)	125		09.99	03.02								
	3.0 i V6 (LW19)	147		03.02	08.03								
MAZDA MX-3 (91-98)													
	1.6 i (EC)			07.91	12.98			13.0460-5974.2	605974				21539 15,0 +/-WK SUM
	1.8 i V6 (EC)			07.91	12.98								
	1.6 i (EC)			07.91	12.98			24.0122-0165.1	422165				257 22,0 20,0 V
	1.8 i V6 (EC)			07.91	12.98								
	1.6 i (EC)			07.91	12.98 + ABS			13.0460-5824.2	605824				20008 13,0 AKE
	1.8 i V6 (EC)			07.91	12.98 + ABS								
	1.6 i (EC)			07.91	12.98 + ABS			24.0109-0131.1	409131				251 9,0 8,0 +B
	1.8 i V6 (EC)			07.91	12.98 + ABS								
	1.6 i (EC)			07.91	12.98 - ABS			03.0137-0278.2	650278				200 x 36 Einbausatz
								03.0137-9182.2	669182				
	1.6 i (EC)			07.91	12.98 - ABS			24.0220-0026.1	480104				200/201 x 40
MAZDA MX-5 (89-98)													
	1.6 i (NA1)	66		01.95	04.98 - ABS			13.0460-5979.2	605979				21552 14,5
	1.6 i (NA1)	85		08.89	08.93 - ABS								
	1.6 i (NA1)	66		01.95	04.98 + ABS			13.0460-5834.2	605834				23354 13,0 /WK/Zub SUM
	1.6 i (NA1)	85		08.89	08.93 + ABS			13.0460-0278.2	610278				Einbausatz
	1.8 i (NA1)	96		09.93	04.98								
	1.6 i (NA1)	66		01.95	04.98 - ABS			24.0118-0113.1	418113				235 18,0 16,0 V
	1.6 i (NA1)	85		08.89	08.93 - ABS								
	1.6 i (NA1)	66		01.95	04.98 + ABS			24.0120-0169.1	420169				255 20,0 18,0 V +B
	1.6 i (NA1)	85		08.89	08.93 + ABS								
	1.8 i (NA1)	96		09.93	04.98								
	1.6 i (NA1)	66		01.95	04.98 - ABS			13.0460-5972.2	605972				21559 11,5
	1.6 i (NA1)	85		08.89	08.93 - ABS								
	1.6 i (NA1)	66		01.95	04.98 + ABS			13.0460-5865.2	605865				23387 12,6 +/-WK/Zub AKE
	1.6 i (NA1)	85		08.89	08.93 + ABS								
	1.8 i (NA1)	96		09.93	04.98								
	1.6 i (NA1)	66		01.95	04.98 - ABS			24.0109-0127.1	409127				231 9,0 8,0
	1.6 i (NA1)	85		08.89	08.93 - ABS								
	1.6 i (NA1)	66		01.95	04.98 + ABS			24.0109-0131.1	409131				251 9,0 8,0 +B
	1.6 i (NA1)	85		08.89	08.93 + ABS								
	1.8 i (NA1)	96		09.93	04.98								
MAZDA MX-5 (98-05)													
	1.6 i 16V (NB1)	66		05.98	07.00			13.0460-5834.2	605834			- Sportpaket ¹⁾	23354 13,0 /WK/Zub SUM
	1.6 i 16V (NB18)	81		05.98	07.00			13.0460-0278.2	610278			- Sportpaket ¹⁾	Einbausatz
	1.8 i 16V (NB1)	103		05.98	07.00								
	1.6 i Sport (NB18)	81		08.00	10.05			13.0460-5867.2	605867			+ Sportpaket ²⁾	23863 14,3 /WK/Zub
	1.8 i 16V (NB18)	102		08.00	10.05								
	1.8 i 16V (NB18)	107		08.00	10.05								
	1.6 i 16V (NB1)	66		05.98	07.00			24.0120-0169.1	420169			- Sportpaket ¹⁾	255 20,0 18,0 V +B
	1.6 i 16V (NB18)	81		05.98	07.00								
	1.8 i 16V (NB1)	103		05.98	07.00								
	1.6 i Sport (NB18)	81		08.00	10.05			24.0122-0235.1	422235			+ Sportpaket ²⁾	270 22,0 20,0 V
	1.8 i 16V (NB18)	102		08.00	10.05								
	1.8 i 16V (NB18)	107		08.00	10.05								
	1.6 i 16V (NB18)	81		05.98	07.03			13.0460-5865.2	605865				23387 12,6 +/-WK/Zub AKE
	1.8 i 16V (NB1)	103		05.98	07.03								
	1.8 i 16V (NB18)	102		08.00	10.00			13.0460-5866.2	605866				23876 12,4 +/-WK AKE
	1.8 i 16V (NB18)	107		08.00	10.00								
	1.6 i Sport (NB18)	81		08.03	10.05			13.0460-5732.2	605732				24029 12,5 +/-WK/Zub AKE
	1.8 i 16V (NB1)	103		08.03	10.05								
	1.8 i 16V (NB18)	102		11.00	10.05								
	1.8 i 16V (NB18)	107		11.00	10.05								
	1.6 i 16V (NB1)	66		05.98	07.00			24.0109-0131.1	409131				251 9,0 8,0 +B
	1.6 i 16V (NB18)	81		05.98	07.00								
	1.8 i 16V (NB1)	103		05.98	07.00								
	1.6 i Sport (NB18)	81		08.00	10.05			24.0110-0307.1	410307				276 10,0 8,0
	1.8 i 16V (NB18)	102		08.00	10.05								
	1.8 i 16V (NB18)	107		08.00	10.05								
MAZDA MX-5 (05-)													
	1.8 i 16V (NC18)	93		03.05				13.0460-5761.2	605761				24297 14,4 /WK/Zub
	2.0 i 16V (NC18)	118		03.05									

¹⁾ - sport package / - pacchetto sportivo / - version sport / - kit deportivo
²⁾ + sports package / + pacchetto sportivo / + version sport / + kit deportivo

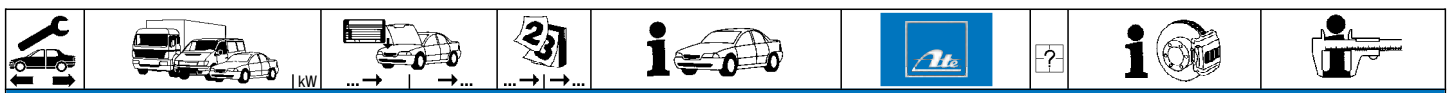
										
MAZDA MX-5 (05-)										
	1.8 i 16V (NC18) 2.0 i 16V (NC18)	93 118		03.05 03.05			24.0122-0249.1 422249	290 22,0 20,0 V +B		
	1.8 i 16V (NC18) 2.0 i 16V (NC18)	93 118		03.05 03.05			13.0460-5762.2 605762	24298 14,0 +/WK/Zub		
	1.8 i 16V (NC18) 2.0 i 16V (NC18)	93 118		03.05 03.05			24.0110-0302.1 410302	280 10,0 8,0 +B		
MAZDA MX-6 (91-97)										
	2.0 i (GE1) 2.5 i V6 (GE1/GE7)	85		07.91 07.91	08.97 08.97		13.0460-5954.2 13.0460-0443.2	605954 610443	21754 15,8 +/WK/Zub Einbausatz	SUM AKE
	2.0 i (GE1) 2.5 i V6 (GE1/GE7)	85		07.91 07.91	08.97 08.97		24.0124-0129.1 424129		258 24,0 22,0 V +B	
	2.0 i (GE1) 2.5 i V6 (GE1/GE7)	85		07.91 07.91	08.97 08.97		13.0460-5973.2 13.0460-0245.2	605973 610245	21766 13,5 Einbausatz	
	2.0 i (GE1) 2.5 i V6 (GE1/GE7)	85		07.91 07.91	08.97 08.97		24.0110-0234.1 410234		261 10,0 8,0 +B	
MAZDA PREMACY (CP) (99-05)										
	1.8 i 16V 1.9 i 16V 2.0 DiTD 2.0 DiTD	74 84 66 74		07.99 07.99 10.99 07.00	07.01 03.05 06.00 07.01		13.0460-5954.2	605954	21754 15,8 +/WK/Zub	SUM
	1.8 i 16V 2.0 DiTD 2.0 i 16V	74 74 96		08.01 08.01 11.01	03.05 03.05 03.05		13.0460-5831.2	605831	23777 16,0 +/WK/Zub	SUM
	1.8 i 16V 1.9 i 16V 2.0 DiTD 2.0 DiTD	74 84 66 74		07.99 07.99 10.99 07.00	07.01 03.05 06.00 07.01		24.0124-0129.1	424129	258 24,0 22,0 V +B	
	1.8 i 16V 2.0 DiTD 2.0 i 16V	74 74 96		08.01 08.01 11.01	03.05 03.05 03.05		24.0124-0175.1	424175	274 24,5 22,0 V +B	
	1.8 i 16V 2.0 DiTD 2.0 i 16V	74 74 96		07.99 07.00 11.01	03.05 03.05 03.05	+ ABS + ABS	13.0460-5804.2	605804	24045 13,7	AKE
	1.8 i 16V 2.0 DiTD 2.0 i 16V	74 74 96		07.99 07.00 11.01	07.01 07.01 03.05	+ ABS + ABS	24.0110-0234.1	410234	261 10,0 8,0 +B	
	1.8 i 16V 2.0 DiTD	74 74		08.01 08.01	03.05 03.05	+ ABS + ABS	24.0110-0302.1	410302	280 10,0 8,0 +B	
	1.8 i 16V 1.9 i 16V 2.0 DiTD	74 84 66		07.99 07.99 10.99	12.99 12.99 12.99		03.0137-0431.2 03.0137-9262.2	650431 669262	- ABS - ABS	229 x 43 Einbausatz
	1.8 i 16V 1.9 i 16V 2.0 DiTD 2.0 DiTD	74 84 66 74		01.00 01.00 01.00 07.00	07.01 07.01 06.00 07.01		03.0137-0416.2 03.0137-9262.2	650416 669262	- ABS - ABS	229 x 43 Einbausatz
MAZDA PREMACY (CR) (05-10)										
	1.8 i 16V 2.0 CiTD 2.0 CiTD 2.0 CiTD 2.0 i 16V	85 81 105 107 107		03.05 03.05 06.05 03.05 03.05	05.10 05.10 05.10 05.10 05.10	+ ⊕ + ⊕ + ⊕ + ⊕ + ⊕	13.0460-7193.2 13.0470-7193.2	607193 LD7193	23723 18,1 + 23723 18,1 +	ATE ATE
	1.8 i 16V 2.0 CiTD 2.0 CiTD 2.0 CiTD 2.0 i 16V	85 81 105 107 107		03.05 03.05 06.05 03.05 03.05	05.10 05.10 05.10 05.10 05.10	+ ⊕ + ⊕ + ⊕ + ⊕ + ⊕	24.0125-0165.1 24.0125-0170.1	425165 425170	+ 15" Rad ¹⁾ + 16" Rad ²⁾	278 25,0 23,0 V L +B 300 25,0 23,0 V L +B
	1.8 i 16V 2.0 CiTD 2.0 CiTD 2.0 CiTD 2.0 i 16V	85 81 105 107 107		03.05 03.05 06.05 03.05 03.05	05.10 05.10 05.10 05.10 05.10	+ ⊕ + ⊕ + ⊕ + ⊕ + ⊕	13.0460-7195.2 13.0470-7195.2	607195 LD7195	23482 16,6 + 23482 16,6 +	ATE ATE
	1.8 i 16V 2.0 CiTD 2.0 CiTD 2.0 CiTD 2.0 i 16V	85 81 105 107 107		03.05 03.05 06.05 03.05 03.05	05.10 05.10 05.10 05.10 05.10	+ ⊕ + ⊕ + ⊕ + ⊕ + ⊕	24.0111-0160.1	411160	+ 15" Rad ¹⁾	280 11,0 9,0 +B
	1.8 i 16V 2.0 CiTD 2.0 CiTD 2.0 CiTD 2.0 i 16V	85 81 105 107 107		03.05 03.05 06.05 03.05 03.05	05.10 05.10 05.10 05.10 05.10	+ ⊕ + ⊕ + ⊕ + ⊕ + ⊕	24.0111-0165.1	411165	+ 16" Rad ²⁾	302 11,0 9,0 +B

¹⁾ + 15" wheel / + ruota 15" / + roue 15" / + rueda 15"

²⁾ + 16" wheel / + ruota 16" / + roue 16" / + rueda 16"

MAZDA RX-8 (03-12)								
	2.6 Wankel 141 2.6 Wankel 158 2.6 Wankel 170 2.6 Wankel 177		10.03 06.12 11.03 06.12 10.03 06.12 11.03 06.12		13.0460-5877.2 605877		24042 16,3	SUM
	2.6 Wankel 141 2.6 Wankel 158 2.6 Wankel 170 2.6 Wankel 177		10.03 06.12 11.03 06.12 10.03 06.12 11.03 06.12	- Sportfahrwerk ¹⁾ - Sportfahrwerk ¹⁾ - Sportfahrwerk ¹⁾ - Sportfahrwerk ¹⁾	24.0124-0217.1 424217		303 24,0 22,0 V +B	
	2.6 Wankel 141 2.6 Wankel 158 2.6 Wankel 170 2.6 Wankel 177		10.03 06.12 11.03 06.12 10.03 06.12 11.03 06.12	+ Sportfahrwerk ²⁾ + Sportfahrwerk ²⁾ + Sportfahrwerk ²⁾ + Sportfahrwerk ²⁾	24.0124-0218.1 424218		323 24,0 22,0 V +B	
	2.6 Wankel 141 2.6 Wankel 158 2.6 Wankel 170 2.6 Wankel 177		10.03 06.12 11.03 06.12 10.03 06.12 11.03 06.12		13.0460-5856.2 605856		24039 14,4 +/WK	
	2.6 Wankel 141 2.6 Wankel 158 2.6 Wankel 170 2.6 Wankel 177		10.03 09.05 11.03 09.05 10.03 09.05 11.03 09.05		24.0118-0149.1 418149		302 18,0 16,0 V +B	
MAZDA TRIBUTE (00-04)								
	2.0 i 16V 91 2.0 i 16V 4WD 91 3.0 i V6 4WD 145		03.00 03.04 03.00 03.04 03.00 03.04		13.0460-7205.2 607205		23787 19,0 +	ATE
	2.0 i 16V 91 2.0 i 16V 4WD 91 3.0 i V6 4WD 145		03.00 03.04 03.00 03.04 03.00 03.04		24.0124-0735.1 424735		278 24,0 22,0 V +B	
	2.0 i 16V 91 2.0 i 16V 4WD 91 3.0 i V6 4WD 145		03.00 03.04 03.00 03.04 03.00 03.04		03.0137-0416.2 650416 03.0137-9262.2 669262		229 x 43 Einbausatz	
MAZDA TRIBUTE (04-08)								
	2.3 i 16V AWD 110 3.0 i V6 AWD 149		04.04 02.05 04.04 02.05	+ HA-Trommelbremse ³⁾ + HA-Trommelbremse ³⁾	13.0460-7205.2 607205		23787 19,0 +	ATE
	2.3 i 16V AWD 110 3.0 i V6 AWD 149		04.04 05.08 04.04 05.08	+ HA-Scheibenbremse ⁴⁾ + HA-Scheibenbremse ⁴⁾	13.0460-7234.2 607234		24438 16,1 +	ATE
	2.3 i 16V AWD 110 3.0 i V6 AWD 149		04.04 05.08 04.04 05.08	+ ABS + ABS	13.0460-7235.2 607235		24670 18,0 +	ATE
	2.3 i 16V AWD 110 3.0 i V6 AWD 149		04.04 02.05 04.04 02.05	- ABS - ABS	03.0137-0416.2 650416 03.0137-9262.2 669262		229 x 43 Einbausatz	
MAZDA XEDOS 6 (92-00)								
	1.6 i 16V (CA1) 105 2.0 i V6 (CA1) 155		06.92 09.99 06.92 10.00		13.0460-5954.2 605954 13.0460-0443.2 610443		21754 15,8 +/WK/Zub Einbausatz	SUM AKE
	1.6 i 16V (CA1) 105 2.0 i V6 (CA1) 155		06.92 09.99 06.92 10.00		24.0124-0129.1 424129		258 24,0 22,0 V +B	
	1.6 i 16V (CA1) 105 2.0 i V6 (CA1) 155		06.92 09.99 06.92 10.00		13.0460-5973.2 605973 13.0460-0245.2 610245		21766 13,5 Einbausatz	
	1.6 i 16V (CA1) 105 2.0 i V6 (CA1) 155		06.92 09.99 06.92 10.00		24.0110-0234.1 410234		261 10,0 8,0 +B	
MAZDA XEDOS 9 (93-02)								
	2.0 i V6 (TA1) 105 2.3 i V6 (TA2) 155 2.5 i V6 (TA1) 123 2.5 i V6 4WS (TA7) 123		07.93 01.00 02.95 01.00 07.93 06.00 07.93 06.00		24.0128-0175.1 428175		274 28,0 26,0 V	
	2.0 i V6 (TA1) 105 2.3 i V6 (TA2) 155 2.5 i V6 (TA1) 123 2.5 i V6 (TA12) 120 2.5 i V6 4WS (TA7) 123		10.98 01.00 02.95 01.00 10.98 06.00 07.00 09.02 10.98 06.00		13.0460-5625.2 605625		21319 14,9 +/WK	
MERCEDES BENZ A-Klasse (W168) (97-04)								
	A 140 60 A 160 CDI 44 A 160 CDI 55		09.97 08.04 08.98 01.01 02.01 08.04	+ kurzer Radstand ⁵⁾	13.0460-2833.2 602833 13.0470-2833.2 LD2833 13.0460-0163.2 610163 24.8190-0401.2 620401	1	23070 17,0 /WE/Zub/S 23070 17,0 /WE/Zub/S Einbausatz Warnkontakt L=95mm	LUC LUC LUC
	A 140 60 A 160 75 A 170 CDI 66 A 170 CDI 70 A 190 92		09.97 08.04 09.97 08.04 03.98 01.01 02.01 08.04 05.99 08.04	- kurzer Radstand ⁶⁾ - (BR)	13.0460-2776.2 602776 13.0470-2776.2 LD2776 13.0460-0024.2 610024 24.8190-0401.2 620401	1	23070 17,0 /WE/Zub/S 23070 17,0 /WE/Zub/S Einbausatz Warnkontakt L=95mm	LUC LUC
	A 160 75 A 190 92		05.99 08.04 05.99 08.04	+ (BR) + (BR)	24.8190-0401.2 620401	1	Warnkontakt L=95mm	
	A 210 Evolution 103		03.02 08.04		24.8190-0401.2 620401	1	Warnkontakt L=95mm	

1) - sports suspension / - sospensione sportiva / - châssis de sport / - suspensión deportiva
2) + sports suspension / + sospensione sportiva / + châssis de sport / + suspensión deportiva
3) + RA drum brake / + P freno a tamburo / + frein à tambour essieu AR / + ET-tambores de freno
4) + RA disc brake / + P disco freno / + frein à disque essieu AR / + ET-disco de freno
5) + short wheel base / + passo lungo / + empattement court / + distancia corta entre ejes
6) - short wheel base / - passo corto / - empattement court / - distancia corta entre ejes



MERCEDES BENZ A-Klasse (W168) (97-04)

	A 140	60		09.97	08.04	+ kurzer Radstand ¹⁾	24.0112-0144.1	412144		260 12,0 10,0 L +S +B	
	A 160 CDI	44		08.98	01.01		24.0312-0144.1	512144		260 12,0 10,0 L +S +B PD	
	A 160 CDI	55		02.01	08.04						
	A 140	60		09.97	08.04	- kurzer Radstand ²⁾	24.0122-0168.1	422168		260 22,0 19,4 V L +S +B	
	A 160	75		09.97	08.04		24.0322-0168.1	522168		260 22,0 19,4 V L +S +B PD	
	A 170 CDI	66		03.98	01.01						
	A 170 CDI	70		02.01	08.04						
	A 190	92		05.99	08.04	+ (BR)					
	A 190	92		05.99	08.04	- (BR)	24.0122-0208.1	422208		276 22,0 19,4 V L +B	
	A 160	75		09.97	08.04	+ langer Radstand ³⁾	13.0460-2855.2	602855		23138 14,6 /S	LUC
	A 170 CDI	70		02.01	08.04	+ langer Radstand ³⁾	13.0470-2855.2	LD2855		23138 14,6 /S	LUC
	A 190	92		05.99	08.04	- (BR)	13.0460-0144.2	610144		Einbausatz	LUC
	A 210 Evolution	103		03.02	08.04						
	A 160	75		09.97	08.04	+ langer Radstand ³⁾	24.0108-0111.1	408111		258 8,0 7,0 +B	
	A 170 CDI	70		02.01	08.04	+ langer Radstand ³⁾					
	A 190	92		05.99	08.04	- (BR)					
	A 210 Evolution	103		03.02	08.04						
	A 140	60		09.97	08.04		03.0137-0349.2	650349		180 x 42 HEB	LUC
	A 160	75		09.97	08.04	+ kurzer Radstand / - (BR) ⁴⁾	03.0137-9232.2	669232		Einbausatz	LUC
	A 160 CDI	44		08.98	01.01						
	A 160 CDI	55		02.01	08.04						
	A 170 CDI	66		03.98	01.01						
	A 170 CDI	70		02.01	08.04	+ kurzer Radstand ¹⁾					
	A 140	60		09.97	08.04		24.0218-0023.1	480077		180/181 x 49	
	A 160	75		09.97	08.04	+ kurzer Radstand ¹⁾					
	A 160 CDI	44		08.98	01.01						
	A 160 CDI	55		02.01	08.04						
	A 170 CDI	66		03.98	01.01						
	A 170 CDI	70		02.01	08.04	+ kurzer Radstand ¹⁾					
	A 190	92		05.99	08.04	+ (BR)					
	A 140	60	J078973	09.97			03.0520-4619.3	694619		19,05/180x42 TopKit	LUC
	A 160	75	J078973	09.97		+ kurzer Radstand / - (BR) ⁴⁾					
	A 170 CDI	66	J078973	03.98							
	A 140	60	J078974		08.04		03.0520-3417.3	693417			
	A 160	75	J078974		08.04	+ kurzer Radstand / - (BR) ⁴⁾				17,78/180x42 TopKit	LUC
	A 160 CDI	44		08.98	01.01						
	A 160 CDI	55		02.01	08.04						
	A 170 CDI	66	J078974		01.01						
	A 170 CDI	70		02.01	08.04	+ kurzer Radstand ¹⁾					
	A 160	75		09.97	08.04	+ langer Radstand ³⁾	03.0137-0170.2	650170		164 x 20 /Zub	
	A 170 CDI	70		02.01	08.04	+ langer Radstand ³⁾					
	A 190	92		05.99	08.04	- (BR)					
	A 210 Evolution	103		03.02	08.04						

MERCEDES BENZ A-Klasse (W169) (04-11)

	A 150 / A 160	70		08.04	10.11		13.0460-2885.2	602885		24077 19,1 /WE/Zub/S	LUC	
	A 160 CDI	60	J 215300	08.04		- erhöhte Zuladung ⁵⁾	13.0470-2885.2	LD2885		24077 19,1 /WE/Zub/S	LUC	
	A 160 CDI	60	J 215301		10.11	- erhöhte Zuladung ⁵⁾	24.8190-0410.2	620410	1	Warnkontakt L=97,5mm		
	A 160 CDI	60		08.04	10.11	+ erhöhte Zuladung ⁶⁾	13.0460-2711.2	602711		24077 19,1 /WE/Zub/S	LUC	
	A 160 CDI	60		08.04	10.11		13.0470-2711.2	LD2711		24077 19,1 /WE/Zub/S	LUC	
	A 170	85		08.04	10.11		24.8190-0410.2	620410	1	Warnkontakt L=97,5mm		
	A 180	85		04.09	10.11							
	A 180 CDI	80		08.04	10.11							
	A 200	100		08.04	10.11							
	A 200 CDI			08.04	10.11		13.0460-2708.2	602708		23881 20,0 /WE/Zub/S	LUC	
	A 200 Turbo	142		03.05	10.11		13.0470-2708.2	LD2708		23881 20,0 /WE/Zub/S	LUC	
	E-Cell	50		12.10	10.11		24.8190-0410.2	620410	1	Warnkontakt L=97,5mm		
	A 150 / A 160	70		08.04	10.11		24.0112-0167.1	412167		- erhöhte Zuladung ⁵⁾	276 12,0 10,0 L +S +B	
	A 160 CDI	60		08.04	10.11		24.0122-0232.1	422232		+ erhöhte Zuladung ⁶⁾	276 22,0 19,4 V L +S +B	
	A 170	85		08.04	10.11						276 22,0 19,4 V L +S +B	
	A 180	85		04.09	10.11							
	A 180 CDI	80		08.04	10.11							
	A 200	100		08.04	10.11							
	A 200 CDI			08.04	10.11		24.0125-0167.1	425167			288 25,0 22,4 V L +S +B	
	A 200 Turbo	142		03.05	10.11							
	E-Cell	50		12.10	10.11							
	A 150 / A 160	70		08.04	10.11		13.0460-2855.2	602855		23138 14,6 /S	LUC	
	A 160 CDI	60		08.04	10.11		13.0470-2855.2	LD2855		23138 14,6 /S	LUC	
	A 170	85		08.04	10.11		13.0460-0144.2	610144		Einbausatz	LUC	
	A 170	85		04.09	10.11		13.0460-2712.2	602712		23138 14,6 /Zub/S	LUC	
	A 180	85		08.04	10.11		13.0470-2712.2	LD2712		23138 14,6 /Zub/S	LUC	
	A 180 CDI	80		08.04	10.11							
	A 200	100		08.04	10.11							
	A 200 CDI			08.04	10.11							
	A 200 Turbo	142		03.05	10.11							
		A 150 / A 160	70		08.04	10.11		24.0108-0113.1	408113			258 8,0 7,0 +S +B
		A 160 CDI	60		08.04	10.11						
		A 170	85		08.04	10.11						
		A 180	85		04.09	10.11						
A 180 CDI		80		08.04	10.11							
A 200		100		08.04	10.11							
A 200 CDI				08.04	10.11							
A 200 Turbo		142		03.05	10.11							

¹⁾ + short wheel base / + passo lungo / + empattement court / + distancia corta entre ejes



















²⁾ - short wheel base / - passo corto / - empattement court / - distancia corta entre ejes

³⁾ + long wheel base / + passo lungo / + empattement long / + distancia larga entre ejes

⁴⁾ + short wheel base / - (BR) / + passo corto / - (BR) / + empattement court / - (BR) / + distanc.corta entre ejes / - (BR)

⁵⁾ - increased payload / - carico utile maggiorato / - charge utile augmentée / - incremento de carga

⁶⁾ + increased payload / + carico utile maggiorato / + charge utile augmentée / + incremento de carga

									
MERCEDES BENZ A-Klasse (W169) (04-11)									
	E-Cell	50		12.10	10.11		24.0108-0113.1	408113	258 8,0 7,0 +S +B
	A 150 / A 160	70		08.04	10.11		03.0137-0170.2	650170	164 x 20 /Zub
	A 160 CDI	60		08.04	10.11				
	A 170	85		08.04	10.11				
	A 180	85		04.09	10.11				
	A 180 CDI	80		08.04	10.11				
	A 200	100		08.04	10.11				
	A 200 CDI			08.04	10.11				
	A 200 Turbo	142		03.05	10.11				
	E-Cell	50		12.10	10.11				
MERCEDES BENZ B-Klasse (W245) (05-11)									
	B 150 / B 160	70		03.05	04.11		13.0460-2711.2	602711	24077 19,1 /WE/Zub/S LUC
	B 160 BlueEfficiency			04.09	04.11		13.0470-2711.2	LD2711	24077 19,1 /WE/Zub/S LUC
	B 170 / B 180	85		03.05	04.11		24.8190-0410.2	620410	Warnkontakt L=97,5mm
	B 180 BlueEfficiency			04.09	04.11				
	B 170 NGT	85		04.08	04.09		13.0460-2708.2	602708	23881 20,0 /WE/Zub/S LUC
	B 180 CDI	80		03.05	04.11		13.0470-2708.2	LD2708	23881 20,0 /WE/Zub/S LUC
	B 180 NGT	85		04.09	10.11		24.8190-0410.2	620410	Warnkontakt L=97,5mm
	B 200	100		03.05	04.11				
	B 200 CDI	103		03.05	04.11				
	B 200 Turbo	142		03.05	04.11				
	B 150 / B 160	70		03.05	04.11		24.0122-0232.1	422232	276 22,0 19,4 V L +S +B
	B 160 BlueEfficiency			04.09	04.11				
	B 170 / B 180	85		03.05	04.11				
	B 180 BlueEfficiency			04.09	04.11				
	B 170 NGT	85		04.08	04.09		24.0125-0167.1	425167	288 25,0 22,4 V L +S +B
	B 180 CDI	80		04.05	10.11				
	B 180 NGT	85		04.09	10.11				
	B 200	100		04.05	10.11				
	B 200 CDI	103		04.05	10.11				
	B 200 Turbo	142		04.05	10.11				
	B 150 / B 160	70		03.05	04.11		13.0460-2712.2	602712	23138 14,6 /Zub/S LUC
	B 160 BlueEfficiency			04.09	04.11		13.0470-2712.2	LD2712	23138 14,6 /Zub/S LUC
	B 170 / B 180	85		03.05	04.11				
	B 170 NGT	85		04.08	04.09				
	B 180 BlueEfficiency			04.09	04.11				
	B 180 CDI	80		03.05	04.11				
	B 180 NGT	85		04.09	04.11				
	B 200	100		03.05	04.11				
	B 200 CDI	103		03.05	04.11				
	B 200 Turbo	142		03.05	04.11				
	B 150 / B 160	70		03.05	04.11		24.0108-0113.1	408113	258 8,0 7,0 +S +B
	B 160 BlueEfficiency			04.09	04.11				
	B 170 / B 180	85		03.05	04.11				
	B 170 NGT	85		04.08	04.09				
	B 180 BlueEfficiency			04.09	04.11				
	B 180 CDI	80		03.05	04.11				
	B 180 NGT	85		04.09	04.11				
	B 200	100		03.05	04.11				
	B 200 CDI	103		03.05	04.11				
	B 200 Turbo	142		03.05	04.11				
	B 150 / B 160	70		03.05	04.11		03.0137-0170.2	650170	164 x 20 /Zub
	B 160 BlueEfficiency			04.09	04.11				
	B 170 / B 180	85		03.05	04.11				
	B 170 NGT	85		04.08	04.09				
	B 180 BlueEfficiency			04.09	04.11				
	B 180 CDI	80		03.05	04.11				
	B 180 NGT	85		04.09	04.11				
	B 200	100		03.05	04.11				
	B 200 CDI	103		03.05	04.11				
	B 200 Turbo	142		03.05	04.11				
MERCEDES BENZ CITAN (W415) (12-)									
	108 CDI	55		09.12			13.0460-2709.2	602709	+ 14" Rad 2)
	108 CDI BE	55		09.12			13.0470-2709.2	LD2709	+ 14" Rad 2)
	109 CDI	66		09.12			13.0460-2742.2	602742	+ 15" Rad 3)
	109 CDI BE	66		09.12					
	108 CDI	55		09.12			13.0460-2742.2	602742	+ 15"/16" Rad 5)
	108 CDI BE	55		09.12					
	109 CDI	66		09.12					
	109 CDI BE	66		09.12					
	108 CDI	55		09.12			24.0122-0270.1	422270	+ 14" Rad 2)
	108 CDI BE	55		09.12			24.0124-0222.1	424222	+ 15" Rad 3)
	109 CDI	66		09.12					
	109 CDI BE	66		09.12					
	108 CDI	55		09.12			24.0124-0222.1	424222	+ 15"/16" Rad 5)
	108 CDI BE	55		09.12					
	109 CDI	66		09.12					
	109 CDI BE	66		09.12					

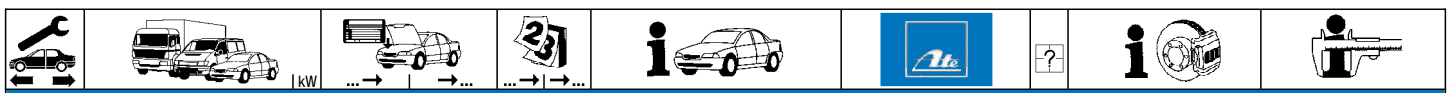
1) + steel rims / + cerchioni in acciaio / + jantes en acier / + Llantas acero

2) + 14" wheel / + ruota 14" / + roue 14" / + rueda 14"

3) + 15" wheel / + ruota 15" / + roue 15" / + rueda 15"

4) + light alloy rims / + cerchioni in lega / + jantes en alliage léger / + Llantas de aleación ligera

5) + 15"/16" wheel / + ruota 15"/16" / + roue 15"/16" / + rueda 15"/16"



MERCEDES BENZ CITAN (W415) (12-)

	108 CDI 108 CDI BE 109 CDI 109 CDI BE	55 55 66 66		09.12 09.12 09.12 09.12			13.0460-2744.2	602744		+ 15"/16" Rad ¹⁾	24692 15,9 /Zub/S	LUC
	108 CDI 108 CDI BE 109 CDI 109 CDI BE	55 55 66 66		09.12 09.12 09.12 09.12			03.0137-0496.2	650496		+ 14" Rad ²⁾	228 x 42 HEB	

MERCEDES BENZ C-Klasse (W202) Limousine (93-00)

	C 180 C 200 C 200 CDI C 200 D C 220 C 220 CDI C 220 D C 230 C 250 D C 280 C 280			03.93 01.94 03.98 03.93 03.93 09.97 06.93 07.96 06.93 06.93	05.00 05.00 05.00 05.00 08.96 05.00 05.00 06.97 08.95								
	C 200 Kompressor C 230 Kompressor C 240 C 250 TD C 280 C 280		F331440 A344660	10.95 09.95 06.97 09.95	05.00 05.00 05.00 05.00		13.0460-7086.2 13.0470-7086.2 24.8190-0401.2	602975 LD2975 620401	2		21439 20,3 /WE/S 21439 20,3 /WE/S Warnkontakt L=95mm	LUC LUC	
	C 200 Kompressor C 230 Kompressor C 240 C 250 TD C 280 C 280	A344661 F331441		10.95 09.95 06.97 09.95	05.00 05.00 05.00 05.00		13.0460-7086.2 13.0470-7086.2 24.8190-0401.2	607086 LD7086 620401	2		21664 19,8 +/WE 21664 19,8 +/WE Warnkontakt L=95mm	ATE ATE	
	C 36 AMG C 43 AMG			05.94 09.97	08.97 05.00		13.0460-4201.2 13.0460-0268.2 24.8190-0401.2	604201 610268 620401	2		21153 17,5 /WE Einbausatz Warnkontakt L=95mm	ATE	
	C 180 C 200 D C 220 D C 250 D			03.93 03.93 06.93 06.93	05.00 05.00 05.00 08.95		24.0112-0128.1 13.8190-0330.1	412128 990134	4		284 12,0 10,0 +S +B Halterschraube		
	C 200 C 200 CDI C 220 C 220 CDI C 230 C 280 C 280		F331440 A344660	01.94 03.98 03.93 09.97 07.96 06.93 06.93	05.00 05.00 08.96 05.00 06.97		24.0122-0132.1 24.0322-0132.1 13.8190-0330.1	422132 522132 990134	4		284 22,0 19,4 V L +S +B 284 22,0 19,4 V L +S +B PD Halterschraube		
	C 200 Kompressor C 230 Kompressor C 240 C 250 TD C 280 C 280	A344661 F331441		10.95 09.95 06.97 09.95	05.00 05.00 05.00 05.00		24.0125-0110.1 24.0325-0110.1 13.8190-0330.1	425110 525110 990134	4		288 25,0 22,4 V L +S +B 288 25,0 22,4 V L +S +B PD Halterschraube		
	C 36 AMG C 36 AMG		F331440 A344660	05.94 05.94			13.8190-0330.1	990134	4		Halterschraube		
	C 36 AMG C 36 AMG	A344661 F331441		08.97 08.97			24.0128-0126.1 13.8190-0330.1	428126 990134	4		316 28,0 25,4 V L +B Halterschraube		
	C 43 AMG			09.97	05.00		13.8190-0330.1	990134	4		Halterschraube		
	C 180 C 200 C 200 CDI C 200 D C 200 Kompressor C 220 C 220 CDI C 220 D C 230 C 230 Kompressor C 240 C 250 D C 250 TD C 280 C 36 AMG C 43 AMG			03.93 01.94 03.98 03.93 10.95 03.93 09.97 06.93 07.96 09.95 06.97 09.95 06.93 05.94 09.97	05.00 05.00 05.00 05.00 05.00 08.96 05.00 05.00 06.97 05.00 05.00 05.00 08.95 08.97		24.0751-1141.3 24.0751-1142.3 24.0711-6021.3 24.0711-6022.3	360196 360197 360076 360077		<input type="checkbox"/> - ESP <input type="checkbox"/> - ESP <input type="checkbox"/> + ESP <input type="checkbox"/> + ESP	Radsensor L=503 Radsensor L=503 Radsensor L=549 Radsensor L=549		
	C 180 C 180 C 200 C 200 C 200 D C 200 D C 220 C 220 C 220 D C 220 D C 250 D C 250 D C 280 C 280		F443892 A419828 F443892 A419828 F443892 A419828 F443892 A419828 F443892 A419828 F443892 A419828 F331440 A344660	03.93 03.93 01.94 01.94 03.93 03.93 03.93 06.93 06.93 06.93 06.93 06.93 06.93 06.93			13.0460-4034.2 13.0460-0186.2	604034 610186			20687 15,5 Einbausatz	ATE ATE	
	C 280 C 280	142 142		06.93 06.93						- ASR/ - ETS - ASR/ - ETS			

¹⁾ + 15"/16" wheel / + ruota 15"/16" / + roue 15"/16" / + rueda 15"/16"
















²⁾ + 14" wheel / + ruota 14" / + roue 14" / + rueda 14"

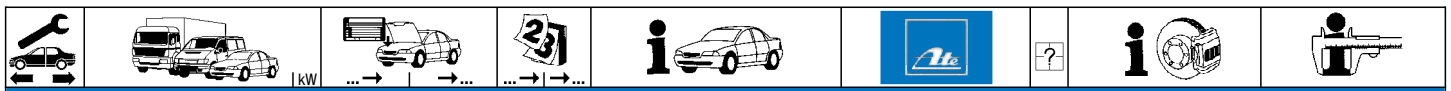




MERCEDES BENZ C-Klasse (W202) Limousine (93-00)

	C 180	A419829		05.00		13.0460-4060.2	604060			21900 15,0	ATE
	C 180	F443893		05.00		13.0460-0229.2	610229			Einbausatz	ATE
	C 200	A419829		05.00							
	C 200	F443893		05.00							
	C 200 CDI			03.98	05.00						
	C 200 D	A419829		05.00							
	C 200 D	F443893		05.00							
	C 220	A419829		08.96							
	C 220	F443893		08.96							
	C 220 CDI			09.97	05.00						
	C 220 D	A419829		05.00							
	C 220 D	F443893		05.00							
	C 230			07.96	06.97						
	C 250 D	A419829		08.95							
C 250 D	F443893		08.95								
	C 200 Kompressor		F576240	10.95		13.0460-3805.2	603805			21197 15,0 /WE	ATE
	C 200 Kompressor		A487047	10.95		13.0470-3805.2	LD3805			21197 15,0 /WE	ATE
	C 230 Kompressor		F576240	09.95		24.8190-0401.2	620401	1		Warnkontakt L=95mm	
	C 230 Kompressor		A487047	09.95							
	C 240		F576240	06.97							
	C 240		A487047	06.97							
	C 250 TD		F576240	09.95							
	C 250 TD		A487047	09.95							
	C 280	142 A344661		05.97	- ASR/ - ETS						
	C 280	142 F331441		05.97	- ASR/ - ETS						
	C 280	145	F576240	06.97							
	C 280	145	A487047	06.97							
	C 36 AMG		F331440	05.94							
	C 36 AMG		A344660	05.94							
	C 200 Kompressor	A487048		05.00		13.0460-4064.2	604064			21919 15,3 /Zub	ATE
	C 200 Kompressor	F576241		05.00		13.0470-4064.2	LD4064			21919 15,3 /Zub	ATE
	C 230 Kompressor	A487048		05.00		13.0460-0229.2	610229			Einbausatz	ATE
	C 230 Kompressor	F576241		05.00							
	C 240	A487048		05.00							
	C 240	F576241		05.00							
	C 250 TD	A487048		05.00							
	C 250 TD	F576241		05.00							
	C 280	145 A487048		05.00							
	C 280	145 F576241		05.00							
	C 280	142		06.93	05.97 + ASR/ + ETS	13.0460-3504.2	603504			21301 15,5 /WE	ATE
	C 280	142		05.97	+ ASR/ + ETS	24.8190-0401.2	620401	1		Warnkontakt L=95mm	
	C 36 AMG	A344661		08.97		13.0460-4047.2	604047			21305 16,1 /WE	ATE
	C 36 AMG	F331441		08.97		13.0470-4047.2	LD4047			21305 16,1 /WE	ATE
C 43 AMG			09.97	05.00	24.8190-0401.2	620401	1		Warnkontakt L=95mm		
	C 180			03.93	05.00	24.0109-0120.1	409120			258 9,0 7,3 +S +B	
	C 200			01.94	05.00	24.0309-0120.1	509120			258 9,0 7,3 +S +B PD	
	C 200 CDI			03.98	05.00						
	C 200 D			03.93	05.00						
	C 220			03.93	08.96						
	C 220 CDI			09.97	05.00						
	C 220 D			06.93	05.00						
	C 230			07.96	06.97						
	C 250 D			06.93	08.95						
	C 280	142	F331440	06.93							
	C 280	142	A344660	06.93							
	C 200 Kompressor			10.95	05.00	24.0109-0114.1	409114			278 9,0 7,3 +S +B	
	C 230 Kompressor			09.95	05.00	24.0309-0114.1	509114			278 9,0 7,3 +S +B PD	
	C 240			06.97	05.00						
C 250 TD			09.95	05.00							
C 280	142 A344661		05.97								
C 280	142 F331441		05.97								
C 280	145		06.97	05.00							
C 36 AMG		F331440	05.94		24.0124-0188.1	424188			278 24,0 21,4 V L +B		
C 36 AMG		A344660	05.94								
C 36 AMG	A344661		08.97		24.0110-0217.1	410217			290 10,0 8,3 +S +B		
C 36 AMG	F331441		08.97		13.0310-0217.1	510217			290 10,0 8,3 +S +B PD		
C 43 AMG			09.97	05.00	24.0122-0228.1	422228			300 22,0 19,4 V L +B		
	C 180		F 980773	03.93		24.0751-1162.3	360099	2	+ ABS	Radsensor L=390	
	C 200		F 980773	01.94		24.0751-1143.3	360096		+ ASR	Radsensor L=621	
	C 200 CDI		F 980773	03.98		24.0751-1144.3	360097		+ ASR	Radsensor L=958	
	C 200 D		F 980773	03.93		24.0711-6035.3	360277		+ ESP	Radsensor L=632	
	C 200 Kompressor		F 980773	10.95		24.0711-6036.3	360278		+ ESP	Radsensor L=979	
	C 220		F 980773	03.93							
	C 220 CDI		F 980773	09.97							
	C 220 D		F 980773	06.93							
	C 230		F 980773	07.96							
	C 230 Kompressor		F 980773	09.95							
	C 240		F 980773	06.97							
	C 250 D		F 980773	06.93							
	C 250 TD		F 980773	09.95							
	C 280		F 980773	06.93							
C 36 AMG		F 980773	05.94								
C 43 AMG		F 980773	09.97								

										
MERCEDES BENZ C-Klasse (W202) Limousine (93-00)										
	C 180 C 200 C 200 CDI C 200 D C 200 Kompressor C 220 C 220 CDI C 220 D C 230 C 230 Kompressor C 240 C 250 D C 250 TD C 280 C 36 AMG C 43 AMG	F 980774 F 980774 F 980774 F 980774 F 980774 F 980774 F 980774 F 980774 F 980774 F 980774 F 980774 F 980774 F 980774 F 980774 F 980774 F 980774 F 980774		05.00 05.00 05.00 05.00 05.00 08.96 05.00 05.00 06.97 05.00 05.00 08.95 05.00 05.00 08.97 05.00		24.0751-1162.3 24.0751-1143.3 24.0751-1144.3 24.0711-6012.3 24.0711-6064.3	360099 360096 360097 360276 360279	2 + ABS + ASR + ASR + ESP + ESP	Radsensor L=390 Radsensor L=621 Radsensor L=958 Radsensor L=1720/1345 Radsensor L=899	
	C 180 C 200 C 200 CDI C 200 D C 200 Kompressor C 220 C 220 CDI C 220 D C 230 C 230 Kompressor C 240 C 250 D C 250 TD C 280 C 36 AMG C 43 AMG		03.93 01.94 03.98 03.93 10.95 03.93 09.97 06.93 07.96 09.95 06.97 06.93 09.95 06.93 05.94 09.97	05.00 05.00 05.00 05.00 05.00 08.96 05.00 05.00 06.97 05.00 05.00 08.95 05.00 05.00 08.97 05.00		03.0137-0170.2	650170		164 x 20 /Zub	
MERCEDES BENZ C-Klasse (S202) Kombi (96-01)										
	C 180 C 200 C 200 CDI C 200 D C 220 CDI C 220 D C 230 C 200 Kompressor C 230 Kompressor C 240 C 250 TD C 280 C 43 AMG		06.96 06.96 03.98 07.96 09.97 06.96 06.96 11.96 06.97 06.97 06.96 06.97 09.97	04.01 04.01 04.01 04.01 04.01 04.01 06.97 04.01 04.01 04.01 04.01 04.01		13.0460-2975.2 13.0470-2975.2 24.8190-0401.2	602975 LD2975 620401	2	21439 20,3 /WE/S 21439 20,3 /WE/S Warnkontakt L=95mm	LUC LUC
	C 200 Kompressor C 230 Kompressor C 240 C 250 TD C 280 C 43 AMG		11.96 06.97 06.97 06.96 06.97 09.97	04.01 04.01 04.01 04.01 04.01		13.0460-7086.2 13.0470-7086.2 24.8190-0401.2	607086 LD7086 620401	2	21664 19,8 +/WE 21664 19,8 +/WE Warnkontakt L=95mm	ATE ATE
	C 180 C 200 C 200 CDI C 200 D C 220 CDI C 220 D C 230 C 200 Kompressor C 230 Kompressor C 240 C 250 TD C 280 C 43 AMG		06.96 06.96 03.98 07.96 09.97 06.96 06.96 11.96 06.97 06.97 06.96 06.97 09.97	04.01 04.01 04.01 04.01 04.01 04.01 06.97 04.01 04.01 04.01 04.01 04.01		24.0122-0132.1 24.0322-0132.1 13.8190-0330.1	422132 522132 990134	4	284 22,0 19,4 V L +S +B 284 22,0 19,4 V L +S +B PD Halterschraube	PD
	C 200 Kompressor C 230 Kompressor C 240 C 250 TD C 280 C 43 AMG		11.96 06.97 06.97 06.96 06.97 09.97	04.01 04.01 04.01 04.01 04.01		24.0125-0110.1 24.0325-0110.1 13.8190-0330.1	425110 525110 990134	4	288 25,0 22,4 V L +S +B 288 25,0 22,4 V L +S +B PD Halterschraube	PD
	C 180 C 200 C 200 CDI C 200 D C 200 Kompressor C 220 CDI C 220 D C 230 C 230 Kompressor C 240 C 250 TD C 280 C 43 AMG		06.96 06.96 03.98 07.96 11.96 09.97 06.96 06.96 06.97 06.97 06.96 06.97 09.97	04.01 04.01 04.01 04.01 04.01 04.01 04.01 06.97 04.01 04.01 04.01 04.01		24.0751-1141.3 24.0751-1142.3 24.0711-6021.3 24.0711-6022.3	360196 360197 360076 360077		- ESP - ESP + ESP + ESP	Radsensor L=503 Radsensor L=503 Radsensor L=549 Radsensor L=549
	C 180 C 200 C 200 CDI C 200 D C 200 Kompressor C 220 CDI C 220 D C 230 C 250 TD		F576240 F576240 F576240 F576240 F576240 F576240 F576240 F576240 F576240	06.96 06.96 03.98 07.96 11.96 09.97 06.96 06.96 06.96		13.0460-3805.2 13.0470-3805.2 24.8190-0401.2	603805 LD3805 620401	1	21197 15,0 /WE 21197 15,0 /WE Warnkontakt L=95mm	ATE ATE
	C 180 C 200 C 200 CDI	F576241 F576241 F576241		04.01 04.01 04.01		13.0460-4064.2 13.0470-4064.2 13.0460-0229.2	604064 LD4064 610229		21919 15,3 /Zub 21919 15,3 /Zub Einbausatz	ATE ATE ATE



MERCEDES BENZ C-Klasse (S202) Kombi (96-01)

	C 200 D	F576241		04.01		13.0460-4064.2	604064		21919 15,3 /Zub	ATE
	C 200 Kompressor	F576241		04.01		13.0470-4064.2	LD4064		21919 15,3 /Zub	ATE
	C 220 CDI	F576241		04.01		13.0460-0229.2	610229		Einbausatz	ATE
	C 220 D	F576241		04.01						
	C 230	F576241		06.97						
	C 230 Kompressor			06.97	04.01					
	C 240			06.97	04.01					
	C 250 TD	F576241		04.01						
	C 280			06.97	04.01					
	C 43 AMG			09.97	04.01					
	C 180			06.96	04.01	24.0109-0114.1	409114		278 9,0 7,3 +S +B	
	C 200			06.96	04.01	24.0309-0114.1	509114			
	C 200 CDI			03.98	04.01					
	C 200 D			07.96	04.01					
	C 200 Kompressor			11.96	04.01					
	C 220 CDI			09.97	04.01					
	C 220 D			06.96	04.01					
	C 230			06.96	06.97					
	C 230 Kompressor			06.97	04.01					
	C 240			06.97	04.01					
C 250 TD			06.96	04.01						
C 280			06.97	04.01						
C 43 AMG			09.97	04.01						
	C 180	F 980773		06.96		24.0751-1162.3	360099	2	+ ABS	Radsensor L=390
	C 200	F 980773		06.96		24.0751-1143.3	360096		+ ASR	Radsensor L=621
	C 200 CDI	F 980773		03.98		24.0751-1144.3	360097		+ ASR	Radsensor L=958
	C 200 D	F 980773		07.96		24.0711-6035.3	360277		+ ESP	Radsensor L=632
	C 200 Kompressor	F 980773		11.96		24.0711-6036.3	360278		+ ESP	Radsensor L=979
	C 220 CDI	F 980773		09.97						
	C 220 D	F 980773		06.96						
	C 230	F 980773		06.96						
	C 230 Kompressor	F 980773		06.97						
	C 240	F 980773		06.97						
C 250 TD	F 980773		06.96							
C 280	F 980773		06.97							
C 43 AMG	F 980773		09.97							
	C 180	F 980774		04.01		24.0751-1162.3	360099	2	+ ABS	Radsensor L=390
	C 200	F 980774		04.01		24.0751-1143.3	360096		+ ASR	Radsensor L=621
	C 200 CDI	F 980774		04.01		24.0751-1144.3	360097		+ ASR	Radsensor L=958
	C 200 D	F 980774		04.01		24.0711-6035.3	360277		+ ESP	Radsensor L=632
	C 200 Kompressor	F 980774		04.01		24.0711-6064.3	360279		+ ESP	Radsensor L=899
	C 220 CDI	F 980774		04.01						
	C 220 D	F 980774		04.01						
	C 230	F 980774		06.97						
	C 230 Kompressor	F 980774		04.01						
	C 240	F 980774		04.01						
C 250 TD	F 980774		04.01							
C 280	F 980774		04.01							
C 43 AMG	F 980774		04.01							
	C 180			06.96	04.01	03.0137-0170.2	650170		164 x 20 /Zub	
	C 200			06.96	04.01					
	C 200 CDI			03.98	04.01					
	C 200 D			07.96	04.01					
	C 200 Kompressor			11.96	04.01					
	C 220 CDI			09.97	04.01					
	C 220 D			06.96	04.01					
	C 230			06.96	06.97					
	C 230 Kompressor			06.97	04.01					
	C 240			06.97	04.01					
C 250 TD			06.96	04.01						
C 280			06.97	04.01						
C 43 AMG			09.97	04.01						

MERCEDES BENZ C-Klasse (W203) Limousine (00-07)

	C 180			04.00	04.07	13.0460-2726.2	602726		23144 19,8 +/WE/Zub/S	LUC
	C 180 Kompressor			05.02	04.07	13.0470-2726.2	LD2726		23144 19,8 +/WE/Zub/S	LUC
	C 200 CDI	90		04.00	04.07	24.8190-0410.2	620410	1	Warnkontakt L=97,5mm	
	C 200 CDI			04.03	04.07					
	C 200 CGI Kompressor			07.03	04.07					
	C 200 Kompressor			04.00	04.07					
	C 200 Kompressor	120		05.00	05.02					
	C 220 CDI			04.00	04.07					
	C 220 CDI	110		02.04	04.07					
	C 180 Kompressor		A 660226 / F 565688	05.02		+ Sportpaket / + Sportpaket AMG 2)	13.0460-4990.2	604990		23745 17,4 +/WE(1,8/7
C 200 CDI	90	A 660226 / F 565688	04.00	04.07	+ Sportpaket / + Sportpaket AMG 2)	13.0470-4990.2	LD4990		23745 17,4 +/WE(1,8/7	BRE
C 200 CDI		A 660226 / F 565688	04.03		+ Sportpaket / + Sportpaket AMG 2)	24.8190-0410.2	620410	1	Warnkontakt L=97,5mm	
C 200 CGI Kompressor		A 660226 / F 565688	07.03		+ Sportpaket / + Sportpaket AMG 2)	13.0460-0275.2	610275		Einbausatz	
C 200 Kompressor		A 660226 / F 565688	04.00		+ Sportpaket / + Sportpaket AMG 2)					
C 220 CDI		A 660226 / F 565688	04.00	04.07	+ Sportpaket / + Sportpaket AMG 2)					
C 220 CDI	110	A 660226 / F 565688	02.04		+ Sportpaket / + Sportpaket AMG 2)					
C 230 Kompressor		A 660226 / F 565688	02.04		+ Sportpaket / + Sportpaket AMG 2)					
C 240		A 660226 / F 565688	04.00		+ Sportpaket / + Sportpaket AMG 2)					
C 270 CDI		A 660226 / F 565688	08.00		+ Sportpaket / + Sportpaket AMG 2)					
C 320		A 660226 / F 565688	04.00		+ Sportpaket / + Sportpaket AMG 2)					

1) - sport package/- sport package AMG / - pacchetto sportivo/- pacchetto sport.AMG / - version sport/- version sport AMG / - kit sportivo/- kit sportivo AMG

2) + sports package/+ sports package AMG / + pacchetto sportivo/+ pacchetto sport.AMG / + version sport/+ version sport AMG / + kit sportivo/+ kit sportivo AMG



MERCEDES BENZ C-Klasse (W203) Limousine (00-07)

	C 180 Kompressor	90	A 660227 / F 565689	04.07	+ Sportpaket / + Sportpaket AMG ¹⁾	13.0460-4994.2	604994	1		23945 16,5 /WE 23945 16,5 /WE Warnkontakt L=97,5mm	BRE BRE	
	C 200 CDI		A 660227 / F 565689	04.07	+ Sportpaket / + Sportpaket AMG ¹⁾	13.0470-4994.2	LD4994					
	C 200 CGI Kompressor		A 660227 / F 565689	04.07	+ Sportpaket / + Sportpaket AMG ¹⁾	24.8190-0410.2	620410					
	C 200 Kompressor		A 660227 / F 565689	04.07	+ Sportpaket / + Sportpaket AMG ¹⁾							
	C 220 CDI		A 660227 / F 565689	04.07	+ Sportpaket / + Sportpaket AMG ¹⁾							
	C 230			06.05	04.07	+ Sportpaket / + Sportpaket AMG ¹⁾						
	C 230 Kompressor		A 660227 / F 565689	04.07	+ Sportpaket / + Sportpaket AMG ¹⁾							
	C 240		A 660227 / F 565689	04.07	+ Sportpaket / + Sportpaket AMG ¹⁾							
	C 270 CDI		A 660227 / F 565689	04.07	+ Sportpaket / + Sportpaket AMG ¹⁾							
	C 280			06.05	04.07	+ Sportpaket / + Sportpaket AMG ¹⁾						
	C 280 4-matic			06.05	04.07	+ Sportpaket / + Sportpaket AMG ¹⁾						
	C 320		A 660227 / F 565689	04.07	+ Sportpaket / + Sportpaket AMG ¹⁾							
	C 320 CDI			02.05	04.07	- Sportpaket / - Sportpaket AMG ²⁾						
	C 350			06.05	04.07	- Sportpaket / - Sportpaket AMG ²⁾						
			C 230		06.05	04.07	- Sportpaket / - Sportpaket AMG ²⁾					13.0460-2727.2
C 230 Kompressor			02.04	04.07	- Sportpaket / - Sportpaket AMG ²⁾	13.0470-2727.2	LD2727					
C 240			04.00	04.07	- Sportpaket / - Sportpaket AMG ²⁾	24.8190-0410.2	620410					
C 240 4-matic			07.02	04.07								
C 270 CDI			08.00	04.07	- Sportpaket / - Sportpaket AMG ²⁾							
C 280			06.05	04.07	- Sportpaket / - Sportpaket AMG ²⁾							
C 280 4-matic			06.05	04.07	- Sportpaket / - Sportpaket AMG ²⁾							
C 320			04.00	04.07	- Sportpaket / - Sportpaket AMG ²⁾							
C 320 4-matic			07.02	04.07								
C 30 CDI AMG			01.03	04.07								
C 320 CDI			02.05	04.07	+ Sportpaket / + Sportpaket AMG ¹⁾	13.0460-4990.2	604990					
C 350			06.05	04.07	+ Sportpaket / + Sportpaket AMG ¹⁾	13.0470-4990.2	LD4990					
C 350 4-matic			06.05	04.07	+ Sportpaket / + Sportpaket AMG ¹⁾	24.8190-0410.2	620410					
C 32 AMG Kompressor			03.01	04.07		13.0460-4990.2	604990					
C 55 AMG			02.04	04.07		24.8190-0410.2	620410					
					13.0460-0269.2	610269						
	C 180	90		04.00	04.07	24.0125-0110.1	425110			288 25,0 22,4 V L +S +B 288 25,0 22,4 V L +S +B PD		
	C 180 Kompressor		05.02	04.07	- Sportpaket / - Sportpaket AMG ²⁾	24.0325-0110.1	525110					
	C 200 CDI		04.00	04.07	- Sportpaket / - Sportpaket AMG ²⁾							
	C 200 CDI		04.03	04.07	- Sportpaket / - Sportpaket AMG ²⁾							
	C 200 CGI Kompressor		07.03	04.07	- Sportpaket / - Sportpaket AMG ²⁾							
	C 200 Kompressor		04.00	04.07	- Sportpaket / - Sportpaket AMG ²⁾							
	C 200 Kompressor		120	05.00	05.02							
	C 220 CDI		110	04.00	04.07	- Sportpaket / - Sportpaket AMG ²⁾						
	C 220 CDI		02.04	04.07	- Sportpaket / - Sportpaket AMG ²⁾							
	C 230		06.05	04.07	+ Sportpaket / + Sportpaket AMG ¹⁾							
	C 230 Kompressor		02.04	04.07	+ Sportpaket / + Sportpaket AMG ¹⁾							
	C 240		04.00	04.07	+ Sportpaket / + Sportpaket AMG ¹⁾							
	C 270 CDI		08.00	04.07	+ Sportpaket / + Sportpaket AMG ¹⁾							
	C 280		06.05	04.07	+ Sportpaket / + Sportpaket AMG ¹⁾							
	C 280 4-matic		06.05	04.07	+ Sportpaket / + Sportpaket AMG ¹⁾							
C 320	04.00	04.07	+ Sportpaket / + Sportpaket AMG ¹⁾									
	C 230		06.05	04.07	- Sportpaket / - Sportpaket AMG ²⁾	24.0128-0106.1	428106			300 28,0 25,4 V L +S +B 300 28,0 22,4 V L +S +B PD		
	C 230 Kompressor		02.04	04.07	- Sportpaket / - Sportpaket AMG ²⁾	24.0328-0106.1	528106					
	C 240		04.00	04.07	- Sportpaket / - Sportpaket AMG ²⁾							
	C 240 4-matic		07.02	04.07								
	C 270 CDI		08.00	04.07	- Sportpaket / - Sportpaket AMG ²⁾							
	C 280		06.05	04.07	- Sportpaket / - Sportpaket AMG ²⁾							
	C 280 4-matic		06.05	04.07	- Sportpaket / - Sportpaket AMG ²⁾							
	C 320		04.00	04.07	- Sportpaket / - Sportpaket AMG ²⁾							
	C 320 4-matic		07.02	04.07								
	C 30 CDI AMG		01.03	04.07								
	C 32 AMG Kompressor		03.01	04.07								
	C 320 CDI		02.05	04.07	+ Sportpaket / + Sportpaket AMG ¹⁾	24.0130-0180.1	430180					
	C 350		06.05	04.07	+ Sportpaket / + Sportpaket AMG ¹⁾							
	C 350 4-matic		06.05	04.07	+ Sportpaket / + Sportpaket AMG ¹⁾							
	C 55 AMG		02.04	04.07								
C 320 CDI		02.05	04.07	- Sportpaket / - Sportpaket AMG ²⁾	24.0128-0188.1	428188						
C 350		06.05	04.07	- Sportpaket / - Sportpaket AMG ²⁾								
C 350 4-matic		06.05	04.07	- Sportpaket / - Sportpaket AMG ²⁾	24.0130-0171.1	430171						
	C 180	90		04.00	04.07	24.0711-6001.3	360119	2		Radsensor L=565		
	C 180 Kompressor		05.02	04.07								
	C 200 CDI		04.00	04.07								
	C 200 CDI		04.03	04.07								
	C 200 CGI Kompressor		07.03	04.07								
	C 200 Kompressor		04.00	04.07								
	C 200 Kompressor		120	05.00	05.02							
	C 220 CDI		110	04.00	04.07							
	C 220 CDI		02.04	04.07								
	C 230		06.05	04.07								
	C 230 Kompressor		02.04	04.07								
	C 240		04.00	04.07								
	C 270 CDI		08.00	04.07								
	C 280		06.05	04.07								
	C 30 CDI AMG		01.03	04.07								

¹⁾ + sports package/+ sports package AMG / + pacchetto sportivo/+ pacchetto sport.AMG / + version sport/+ version sport AMG / + kit sportivo/+ kit sportivo AMG

²⁾ - sport package/- sport package AMG / - pacchetto sportivo/- pacchetto sport.AMG / - version sport/- version sport AMG / - kit sportivo/- kit sportivo AMG



MERCEDES BENZ C-Klasse (W203) Limousine (00-07)											
	C 32 AMG Kompressor		03.01	04.07		24.0711-6001.3	360119	2		Radsensor L=565	
	C 320		04.00	04.07							
	C 320 CDI		02.05	04.07							
	C 350		06.05	04.07							
	C 55 AMG		02.04	04.07							
	C 240 4-matic		07.02	04.07		24.0711-6073.3	360083	2		Radsensor L=666	
	C 280 4-matic		06.05	04.07							
	C 320 4-matic		07.02	04.07							
	C 350 4-matic		06.05	04.07							
	C 180		04.00	04.07		13.0460-4064.2	604064	1		21919 15,3 /Zub 21919 15,3 /Zub Einbausatz Warnkontakt L=97,5mm	ATE ATE ATE
	C 180 Kompressor		05.02	04.07	- Sportpaket / - Sportpaket AMG ¹⁾	13.0470-4064.2	LD4064				
	C 200 CDI		04.00	04.07	- Sportpaket / - Sportpaket AMG ¹⁾	13.0460-0229.2	610229				
	C 200 CDI	90	04.03	04.07	- Sportpaket / - Sportpaket AMG ¹⁾	24.8190-0410.2	620410				
	C 200 CGI Kompressor		07.03	04.07	- Sportpaket / - Sportpaket AMG ¹⁾						
	C 200 Kompressor		04.00	04.07	- Sportpaket / - Sportpaket AMG ¹⁾						
	C 200 Kompressor	120	05.00	05.02							
	C 220 CDI		04.00	04.07	- Sportpaket / - Sportpaket AMG ¹⁾						
	C 220 CDI	110	02.04	04.07	- Sportpaket / - Sportpaket AMG ¹⁾						
	C 180 Kompressor		05.02	04.07	+ Sportpaket / + Sportpaket AMG ²⁾	13.0460-4065.2	604065				
	C 200 CDI		04.00	04.07	+ Sportpaket / + Sportpaket AMG ²⁾	13.0470-4065.2	LD4065				
	C 200 CDI	90	04.03	04.07	+ Sportpaket / + Sportpaket AMG ²⁾	13.0460-0231.2	610231				
	C 200 CGI Kompressor		07.03	04.07	+ Sportpaket / + Sportpaket AMG ²⁾	24.8190-0410.2	620410				
	C 200 Kompressor		04.00	04.07	+ Sportpaket / + Sportpaket AMG ²⁾						
C 220 CDI		04.00	04.07	+ Sportpaket / + Sportpaket AMG ²⁾							
C 220 CDI	110	02.04	04.07	+ Sportpaket / + Sportpaket AMG ²⁾							
C 230		06.05	04.07								
C 230 Kompressor		02.04	04.07								
C 240		04.00	04.07								
C 240 4-matic		07.02	04.07								
C 270 CDI		08.00	04.07								
C 280		06.05	04.07								
C 280 4-matic		06.05	04.07								
C 320		04.00	04.07								
C 320 4-matic		07.02	04.07								
C 320 CDI		02.05	04.07								
C 350		06.05	04.07								
C 350 4-matic		06.05	04.07								
	C 30 CDI AMG		01.03	04.07		13.0460-4047.2	604047	2		21305 16,1 /WE 21305 16,1 /WE Warnkontakt L=97,5mm	ATE ATE
	C 32 AMG Kompressor		03.01	04.07		13.0470-4047.2	LD4047				
	C 55 AMG		02.04	04.07		24.8190-0410.2	620410				
	C 180		04.00	04.07		24.0109-0114.1	409114			278 9,0 7,3 +S +B 278 9,0 7,3 +S +B PD	
	C 180 Kompressor		05.02	04.07	- Sportpaket / - Sportpaket AMG ¹⁾	24.0309-0114.1	509114				
	C 200 CDI		04.00	04.07	- Sportpaket / - Sportpaket AMG ¹⁾						
	C 200 CDI	90	04.03	04.07	- Sportpaket / - Sportpaket AMG ¹⁾						
	C 200 CGI Kompressor		07.03	04.07	- Sportpaket / - Sportpaket AMG ¹⁾						
	C 200 Kompressor		04.00	04.07	- Sportpaket / - Sportpaket AMG ¹⁾						
	C 200 Kompressor	120	05.00	05.02							
	C 220 CDI		04.00	04.07	- Sportpaket / - Sportpaket AMG ¹⁾						
	C 220 CDI	110	02.04	04.07	- Sportpaket / - Sportpaket AMG ¹⁾						
	C 230		06.05	04.07	- Sportpaket / - Sportpaket AMG ¹⁾						
	C 180 Kompressor		05.02	04.07	+ Sportpaket / + Sportpaket AMG ²⁾	24.0110-0217.1	410217			290 10,0 8,3 +S +B 290 10,0 8,3 +S +B PD	
	C 200 CDI		04.00	04.07	+ Sportpaket / + Sportpaket AMG ²⁾	24.0310-0217.1	510217				
	C 200 CDI	90	04.03	04.07	+ Sportpaket / + Sportpaket AMG ²⁾						
	C 200 CGI Kompressor		07.03	04.07	+ Sportpaket / + Sportpaket AMG ²⁾						
	C 200 Kompressor		04.00	04.07	+ Sportpaket / + Sportpaket AMG ²⁾						
	C 220 CDI		04.00	04.07	+ Sportpaket / + Sportpaket AMG ²⁾						
	C 220 CDI	110	02.04	04.07	+ Sportpaket / + Sportpaket AMG ²⁾						
	C 230		06.05	04.07	+ Sportpaket / + Sportpaket AMG ²⁾						
	C 230 Kompressor		02.04	04.07							
	C 240		04.00	04.07							
	C 240 4-matic		07.02	04.07							
	C 270 CDI		08.00	04.07							
	C 280		06.05	04.07							
	C 280 4-matic		06.05	04.07							
	C 320		04.00	04.07							
	C 320 4-matic		07.02	04.07							
	C 320 CDI		02.05	04.07							
C 350		06.05	04.07								
C 350 4-matic		06.05	04.07								
	C 30 CDI AMG		01.03	04.07		24.0122-0228.1	422228			300 22,0 19,4 V L +B	
	C 32 AMG Kompressor		03.01	04.07							
	C 55 AMG		02.04	04.07							
	C 180		04.00	04.07		24.0711-6054.3	360184			Radsensor L=1102 Radsensor L=948	
	C 180 Kompressor		05.02	04.07		24.0711-6053.3	360183				
	C 200 CDI		04.00	04.07							
	C 200 CDI	90	04.03	04.07							
	C 200 CGI Kompressor		07.03	04.07							
	C 200 Kompressor		04.00	04.07							
	C 200 Kompressor	120	05.00	05.02							
	C 220 CDI		04.00	04.07							
	C 220 CDI	110	02.04	04.07							
	C 230		06.05	04.07							
	C 230 Kompressor		02.04	04.07							
C 240		04.00	04.07								
C 270 CDI		08.00	04.07								
C 280		06.05	04.07								

¹⁾ - sport package/- sport package AMG / - pacchetto sportivo/- pacchetto sport.AMG / - version sport/- version sport AMG / - kit sportivo/- kit sportivo AMG

²⁾ + sports package/+ sports package AMG / + pacchetto sportivo/+ pacchetto sport.AMG / + version sport/+ version sport AMG / + kit sportivo/+ kit sportivo AMG



MERCEDES BENZ C-Klasse (W203) Limousine (00-07)

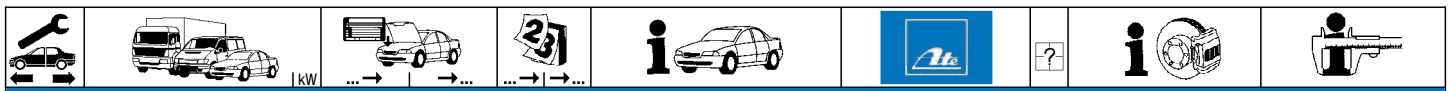
	C 30 CDI AMG		01.03	04.07	24.0711-6054.3	360184		Radsensor L=1102 Radsensor L=948
	C 32 AMG Kompressor		03.01	04.07	24.0711-6053.3	360183		
	C 320		04.00	04.07				
	C 320 CDI		02.05	04.07				
	C 350		06.05	04.07				
	C 55 AMG		02.04	04.07				
C 240 4-matic		07.02	04.07	24.0711-6054.3	360184		Radsensor L=1102 Radsensor L=948	
C 280 4-matic		06.05	04.07	24.0711-6053.3	360183			
C 320 4-matic		07.02	04.07					
C 350 4-matic		06.05	04.07					
	C 180		04.00	04.07	03.0137-4013.2	654013		164 x 20 /Zub Einbausatz
	C 180 Kompressor		05.02	04.07	03.0137-9248.2	669248		
	C 200 CDI		04.00	04.07				
	C 200 CDI	90	04.03	04.07				
	C 200 CGI Kompressor		07.03	04.07				
	C 200 Kompressor		04.00	04.07				
	C 200 Kompressor	120	05.00	05.02				
	C 220 CDI		04.00	04.07				
	C 220 CDI	110	02.04	04.07				
	C 230		06.05	04.07				
	C 230 Kompressor		02.04	04.07				
	C 240		04.00	04.07				
	C 240 4-matic		07.02	04.07				
	C 270 CDI		08.00	04.07				
	C 280		06.05	04.07				
	C 280 4-matic		06.05	04.07				
	C 30 CDI AMG		01.03	04.07				
	C 32 AMG Kompressor		03.01	04.07				
	C 320		04.00	04.07				
	C 320 4-matic		07.02	04.07				
C 320 CDI		02.05	04.07					
C 350		06.05	04.07					
C 350 4-matic		06.05	04.07					
C 55 AMG		02.04	04.07					

MERCEDES BENZ C-Klasse (S203) Kombi (01-07)

	C 180		03.01	09.07	13.0460-2726.2	602726		23144 19,8 +/WE/Zub/S LUC 23144 19,8 +/WE/Zub/S LUC Warnkontakt L=97,5mm	
	C 180 Kompressor		05.02	09.07 - Sportpaket / - Sportpaket AMG ¹⁾	13.0470-2726.2	LD2726			
	C 200 CDI		03.01	09.07 - Sportpaket / - Sportpaket AMG ¹⁾	24.8190-0410.2	620410			
	C 200 CDI	90	04.03	09.07 - Sportpaket / - Sportpaket AMG ¹⁾					
	C 200 CGI Kompressor		07.03	09.07 - Sportpaket / - Sportpaket AMG ¹⁾					
	C 200 Kompressor		05.02	09.07 - Sportpaket / - Sportpaket AMG ¹⁾					
	C 200 Kompressor	120	03.01	04.02 - Sportpaket / - Sportpaket AMG ¹⁾					
	C 220 CDI		03.01	09.07 - Sportpaket / - Sportpaket AMG ¹⁾					
	C 220 CDI	110	02.04	09.07 - Sportpaket / - Sportpaket AMG ¹⁾					
	C 180 Kompressor		A 660226 / F 565688	05.02	+ Sportpaket / + Sportpaket AMG ²⁾	13.0460-4990.2			604990
C 200 CDI	90	A 660226 / F 565688	03.01	09.07 + Sportpaket / + Sportpaket AMG ²⁾	13.0470-4990.2	LD4990			
C 200 CDI		A 660226 / F 565688	04.03	+ Sportpaket / + Sportpaket AMG ²⁾	24.8190-0410.2	620410			
C 200 CGI Kompressor		A 660226 / F 565688	07.03	+ Sportpaket / + Sportpaket AMG ²⁾	13.0460-0275.2	610275			
C 200 Kompressor		A 660226 / F 565688	05.02	+ Sportpaket / + Sportpaket AMG ²⁾					
C 220 CDI		A 660226 / F 565688	03.01	09.07 + Sportpaket / + Sportpaket AMG ²⁾					
C 220 CDI	110	A 660226 / F 565688	02.04	+ Sportpaket / + Sportpaket AMG ²⁾					
C 240		A 660226 / F 565688	03.01	+ Sportpaket / + Sportpaket AMG ²⁾					
C 270 CDI		A 660226 / F 565688	03.01	+ Sportpaket / + Sportpaket AMG ²⁾					
C 320		A 660226 / F 565688	03.01	+ Sportpaket / + Sportpaket AMG ²⁾					
C 30 CDI AMG			01.03	09.07	13.0460-4990.2	604990		23745 17,4 +/WE(1,8/7) BRE 23745 17,4 +/WE(1,8/7) BRE Warnkontakt L=97,5mm Einbausatz	
C 320 CDI		02.05	09.07 + Sportpaket / + Sportpaket AMG ²⁾	13.0470-4990.2	LD4990				
C 350		06.05	09.07 + Sportpaket / + Sportpaket AMG ²⁾	24.8190-0410.2	620410				
C 350 4-matic			06.05	09.07	13.0460-0269.2	610269			
	C 180 Kompressor	A 660227 / F 565689		09.07	+ Sportpaket / + Sportpaket AMG ²⁾	13.0460-4994.2	604994		23945 16,5 /WE BRE 23945 16,5 /WE BRE Warnkontakt L=97,5mm
	C 200 CDI	A 660227 / F 565689		09.07	+ Sportpaket / + Sportpaket AMG ²⁾	13.0470-4994.2	LD4994		
	C 200 CGI Kompressor	A 660227 / F 565689		09.07	+ Sportpaket / + Sportpaket AMG ²⁾	24.8190-0410.2	620410		
	C 200 Kompressor	A 660227 / F 565689		09.07	+ Sportpaket / + Sportpaket AMG ²⁾				
	C 220 CDI	A 660227 / F 565689		09.07	+ Sportpaket / + Sportpaket AMG ²⁾				
	C 230			06.05	09.07 + Sportpaket / + Sportpaket AMG ²⁾				
	C 230 Kompressor			02.04	09.07 + Sportpaket / + Sportpaket AMG ²⁾				
	C 240	A 660227 / F 565689		09.07	+ Sportpaket / + Sportpaket AMG ²⁾				
	C 270 CDI	A 660227 / F 565689		09.07	+ Sportpaket / + Sportpaket AMG ²⁾				
	C 280			06.05	09.07 + Sportpaket / + Sportpaket AMG ²⁾				
	C 280 4-matic			06.05	09.07 + Sportpaket / + Sportpaket AMG ²⁾				
	C 320			09.07	+ Sportpaket / + Sportpaket AMG ²⁾				
	C 320 CDI			02.05	09.07 - Sportpaket / - Sportpaket AMG ¹⁾				
	C 350			06.05	09.07 - Sportpaket / - Sportpaket AMG ¹⁾				
	C 230			06.05	09.07 - Sportpaket / - Sportpaket AMG ¹⁾	13.0460-2727.2	602727		
C 230 Kompressor		02.04	09.07 - Sportpaket / - Sportpaket AMG ¹⁾	13.0470-2727.2	LD2727				
C 240		03.01	09.07 - Sportpaket / - Sportpaket AMG ¹⁾	24.8190-0410.2	620410				
C 240 4-matic		07.02	09.07 - Sportpaket / - Sportpaket AMG ¹⁾						
C 270 CDI		03.01	09.07 - Sportpaket / - Sportpaket AMG ¹⁾						
C 280		06.05	09.07 - Sportpaket / - Sportpaket AMG ¹⁾						
C 280 4-matic		06.05	09.07 - Sportpaket / - Sportpaket AMG ¹⁾						
C 320		03.01	09.07 - Sportpaket / - Sportpaket AMG ¹⁾						
C 320 4-matic		07.02	09.07						
C 32 Kompressor AMG		03.01	09.07	13.0460-4990.2	604990		23745 17,4 +/WE(1,8/7) BRE Warnkontakt L=97,5mm Einbausatz		
C 55 AMG		02.04	09.07	24.8190-0410.2	620410				
				13.0460-0269.2	610269				

¹⁾ - sport package/- sport package AMG / - pacchetto sportivo/- pacchetto sport.AMG / - version sport/- version sport AMG / - kit sportivo/- kit sportivo AMG
²⁾ + sports package/+ sports package AMG / + pacchetto sportivo/+ pacchetto sport.AMG / + version sport/+ version sport AMG / + kit sportivo/+ kit sportivo AMG



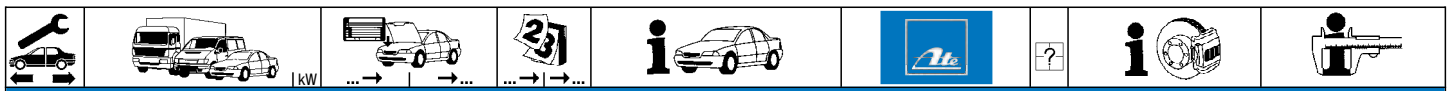


MERCEDES BENZ C-Klasse (S203) Kombi (01-07)

	C 180		03.01	09.07		24.0125-0110.1	425110		288 25,0 22,4 V L +S +B
	C 180 Kompressor		05.02	09.07	- Sportpaket / - Sportpaket AMG ¹⁾	24.0325-0110.1	525110		288 25,0 22,4 V L +S +B PD
	C 200 CDI		03.01	09.07	- Sportpaket / - Sportpaket AMG ¹⁾				
	C 200 CDI	90	04.03	09.07	- Sportpaket / - Sportpaket AMG ¹⁾				
	C 200 CGI Kompressor		07.03	09.07	- Sportpaket / - Sportpaket AMG ¹⁾				
	C 200 Kompressor		05.02	09.07	- Sportpaket / - Sportpaket AMG ¹⁾				
	C 200 Kompressor	120	03.01	04.02					
	C 220 CDI		03.01	09.07	- Sportpaket / - Sportpaket AMG ¹⁾				
	C 220 CDI	110	02.04	09.07	- Sportpaket / - Sportpaket AMG ¹⁾				
	C 180 Kompressor		05.02	09.07	+ Sportpaket / + Sportpaket AMG ²⁾	24.0128-0177.1	428177		330 28,0 26,0 V L +B
	C 200 CDI		03.01	09.07	+ Sportpaket / + Sportpaket AMG ²⁾				
	C 200 CDI	90	04.03	09.07	+ Sportpaket / + Sportpaket AMG ²⁾				
	C 200 CGI Kompressor		07.03	09.07	+ Sportpaket / + Sportpaket AMG ²⁾				
	C 200 Kompressor		05.02	09.07	+ Sportpaket / + Sportpaket AMG ²⁾				
C 220 CDI		03.01	09.07	+ Sportpaket / + Sportpaket AMG ²⁾					
C 220 CDI	110	02.04	09.07	+ Sportpaket / + Sportpaket AMG ²⁾					
C 230		06.05	09.07	+ Sportpaket / + Sportpaket AMG ²⁾					
C 230 Kompressor		02.04	09.07	+ Sportpaket / + Sportpaket AMG ²⁾					
C 240		03.01	09.07	+ Sportpaket / + Sportpaket AMG ²⁾					
C 270 CDI		03.01	09.07	+ Sportpaket / + Sportpaket AMG ²⁾					
C 280		06.05	09.07	+ Sportpaket / + Sportpaket AMG ²⁾					
C 280 4-matic		06.05	09.07	+ Sportpaket / + Sportpaket AMG ²⁾					
C 320		03.01	09.07	+ Sportpaket / + Sportpaket AMG ²⁾					
C 230		06.05	09.07	- Sportpaket / - Sportpaket AMG ¹⁾	24.0128-0106.1	428106		300 28,0 25,4 V L +S +B	
C 230 Kompressor		02.04	09.07	- Sportpaket / - Sportpaket AMG ¹⁾	24.0328-0106.1	528106		300 28,0 25,4 V L +S +B PD	
C 240		03.01	09.07	- Sportpaket / - Sportpaket AMG ¹⁾					
C 240 4-matic		07.02	09.07						
C 270 CDI		03.01	09.07	- Sportpaket / - Sportpaket AMG ¹⁾					
C 280		06.05	09.07	- Sportpaket / - Sportpaket AMG ¹⁾					
C 280 4-matic		06.05	09.07	- Sportpaket / - Sportpaket AMG ¹⁾					
C 320		03.01	09.07	- Sportpaket / - Sportpaket AMG ¹⁾					
C 320 4-matic		07.02	09.07						
C 30 CDI AMG		01.03	09.07		24.0130-0180.1	430180		345 30,0 28,0 V L +B	
C 32 Kompressor AMG		03.01	09.07						
C 320 CDI		02.05	09.07	+ Sportpaket / + Sportpaket AMG ²⁾					
C 350		06.05	09.07	+ Sportpaket / + Sportpaket AMG ²⁾					
C 350 4-matic		06.05	09.07	+ Sportpaket / + Sportpaket AMG ²⁾					
C 55 AMG		02.04	09.07						
C 320 CDI		02.05	09.07	- Sportpaket / - Sportpaket AMG ¹⁾	24.0128-0188.1	428188		330 28,0 26,0 V L +S +B	
C 350		06.05	09.07	- Sportpaket / - Sportpaket AMG ¹⁾					
C 350 4-matic		06.05	09.07	- Sportpaket / - Sportpaket AMG ¹⁾	24.0130-0171.1	430171		345 30,0 27,4 V L +B	
	C 180		03.01	09.07		24.0711-6001.3	360119	2	Radsensor L=565
	C 180 Kompressor		05.02	09.07					
	C 200 CDI		03.01	09.07					
	C 200 CDI	90	04.03	09.07					
	C 200 CGI Kompressor		07.03	09.07					
	C 200 Kompressor		05.02	09.07					
	C 200 Kompressor	120	03.01	04.02					
	C 220 CDI		03.01	09.07					
	C 220 CDI	110	02.04	09.07					
	C 230		06.05	09.07					
	C 230 Kompressor		02.04	09.07					
	C 240		03.01	09.07					
	C 270 CDI		03.01	09.07					
	C 280		06.05	09.07					
	C 30 CDI AMG		01.03	09.07					
	C 32 Kompressor AMG		03.01	09.07					
	C 320		03.01	09.07					
	C 320 CDI		02.05	09.07					
	C 350		06.05	09.07					
C 55 AMG		02.04	09.07						
C 240 4-matic		07.02	09.07		24.0711-6073.3	360083	2	Radsensor L=666	
C 280 4-matic		06.05	09.07						
C 320 4-matic		07.02	09.07						
C 350 4-matic		06.05	09.07						
	C 180		03.01	09.07		13.0460-4065.2	604065		21899 15,3 /WE/Zub ATE
	C 180 Kompressor		05.02	09.07		13.0470-4065.2	LD4065		21899 15,3 /WE/Zub ATE
	C 200 CDI		03.01	09.07		13.0460-0231.2	610231		Einbausatz ATE
	C 200 CDI	90	04.03	09.07		24.8190-0410.2	620410	1	Warnkontakt L=97,5mm
	C 200 CGI Kompressor		07.03	09.07					
	C 200 Kompressor		05.02	09.07					
	C 200 Kompressor	120	03.01	04.02					
	C 220 CDI		03.01	09.07					
	C 220 CDI	110	02.04	09.07					
	C 230		06.05	09.07					
	C 230 Kompressor		02.04	09.07					
	C 240		03.01	09.07					
	C 240 4-matic		07.02	09.07					
	C 270 CDI		03.01	09.07					
	C 280		06.05	09.07					
	C 280 4-matic		06.05	09.07					
	C 320		03.01	09.07					
C 320 4-matic		07.02	09.07						
C 320 CDI		02.05	09.07						
C 350		06.05	09.07						
C 350 4-matic		06.05	09.07	+ Sportpaket / + Sportpaket AMG ²⁾					

¹⁾ - sport package/- sport package AMG / - pacchetto sportivo/- pacchetto sport.AMG / - version sport/- version sport AMG / - kit sportivo/- kit sportivo AMG

²⁾ + sports package/+ sports package AMG / + pacchetto sportivo/+ pacchetto sport.AMG / + version sport/+ version sport AMG / + kit sportivo/+ kit sportivo AMG



MERCEDES BENZ C-Klasse (S203) Kombi (01-07)
















	C 30 CDI AMG C 32 Kompressor AMG C 350 4-matic C 55 AMG		01.03 09.07 03.01 09.07 06.05 09.07 02.04 09.07	- Sportpaket / - Sportpaket AMG ¹⁾	13.0460-4047.2 13.0470-4047.2 24.8190-0410.2	604047 LD4047 620410	1	21305 16,1 /WE 21305 16,1 /WE Warnkontakt L=97,5mm	ATE ATE	
	C 180 C 180 Kompressor C 200 CDI C 200 CDI C 200 CGI Kompressor C 200 Kompressor C 200 Kompressor C 220 CDI C 220 CDI C 230 C 230 Kompressor C 240 C 240 4-matic C 270 CDI C 280 C 280 4-matic C 320 C 320 4-matic C 320 CDI C 350 C 350 4-matic	90 120 110	03.01 09.07 05.02 09.07 03.01 09.07 04.03 09.07 07.03 09.07 05.02 09.07 03.01 04.02 03.01 09.07 02.04 09.07 06.05 09.07 02.04 09.07 03.01 09.07 07.02 09.07 03.01 09.07 06.05 09.07 06.05 09.07 03.01 09.07 07.02 09.07 02.05 09.07 06.05 09.07 06.05 09.07		24.0110-0217.1 24.0310-0217.1	410217 510217			290 10,0 8,3 +S +B 290 10,0 8,3 +S +B PD	
	C 30 CDI AMG C 32 Kompressor AMG C 350 4-matic C 55 AMG		01.03 09.07 03.01 09.07 06.05 09.07 02.04 09.07	- Sportpaket / - Sportpaket AMG ¹⁾	24.0122-0228.1	422228		300 22,0 19,4 V L +B		
	C 180 C 180 Kompressor C 200 CDI C 200 CDI C 200 CGI Kompressor C 200 Kompressor C 200 Kompressor C 220 CDI C 220 CDI C 230 C 230 Kompressor C 240 C 240 4-matic C 270 CDI C 280 C 280 4-matic C 30 CDI AMG C 32 Kompressor AMG C 320 C 320 4-matic C 320 CDI C 350 C 350 4-matic C 55 AMG	90 120 110	03.01 09.07 05.02 09.07 03.01 09.07 04.03 09.07 07.03 09.07 05.02 09.07 03.01 04.02 03.01 09.07 02.04 09.07 06.05 09.07 02.04 09.07 03.01 09.07 07.02 09.07 03.01 09.07 06.05 09.07 06.05 09.07 01.03 09.07 03.01 09.07 03.01 09.07 07.02 09.07 02.05 09.07 06.05 09.07 06.05 09.07 02.04 09.07		24.0711-6054.3 24.0711-6053.3	360184 360183		Radsensor L=1102 Radsensor L=948		
	C 180 C 180 Kompressor C 200 CDI C 200 CDI C 200 CGI Kompressor C 200 Kompressor C 200 Kompressor C 220 CDI C 220 CDI C 230 C 230 Kompressor C 240 C 240 4-matic C 270 CDI C 280 C 280 4-matic C 30 CDI AMG C 32 Kompressor AMG C 320 C 320 4-matic C 320 CDI C 350 C 350 4-matic C 55 AMG	90 120 110	03.01 09.07 05.02 09.07 03.01 09.07 04.03 09.07 07.03 09.07 05.02 09.07 03.01 04.02 03.01 09.07 02.04 09.07 06.05 09.07 02.04 09.07 03.01 09.07 07.02 09.07 03.01 09.07 06.05 09.07 06.05 09.07 01.03 09.07 03.01 09.07 03.01 09.07 07.02 09.07 02.05 09.07 06.05 09.07 06.05 09.07 02.04 09.07		03.0137-4013.2 03.0137-9248.2	654013 669248		164 x 20 /Zub Einbausatz		

























MERCEDES BENZ C-Klasse (CL203) Sportcoupe (01-08)

	C 160 Kompressor C 180 C 180 Kompressor C 200 CDI C 200 CGI Kompressor C 200 Kompressor C 220 CDI		04.05 05.08 03.01 05.08 05.02 05.08 07.03 05.08 07.03 05.08 03.01 05.08 03.01 05.08		13.0460-2726.2 13.0470-2726.2 24.8190-0410.2	602726 LD2726 620410	1	23144 19,8 +WE/Zub/S LUC 23144 19,8 +WE/Zub/S LUC Warnkontakt L=97,5mm	
--	---------------------------------------------------------------------------------------------------------------------	--	-------------------------------------------------------------------------------------------------------	--	----------------------------------------------------	----------------------------	---	------------------------------------------------------------------------------	--

¹⁾ - sport package/- sport package AMG / - pacchetto sportivo/- pacchetto sport.AMG / - version sport/- version sport AMG / - kit sportivo/- kit sportivo AMG
²⁾ + sports package/+ sports package AMG / + pacchetto sportivo/+ pacchetto sport.AMG / + version sport/+ version sport AMG / + kit sportivo/+ kit sportivo AMG

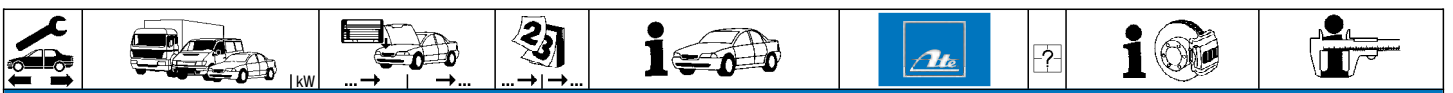


								
MERCEDES BENZ C-Klasse (CL203) Sportcoupe (01-08)								
	C 230 Kompressor		03.01	05.08	13.0460-2727.2	602727		23144 19,8 +/WE/Zub/S LUC
					13.0470-2727.2	LD2727		23144 19,8 +/WE/Zub/S LUC
					13.0460-2726.2	602726	+ AUS J USA	23144 19,8 +/WE/Zub/S LUC
					13.0470-2726.2	LD2726	+ AUS J USA	23144 19,8 +/WE/Zub/S LUC
				24.8190-0410.2	620410	2		Warnkontakt L=97,5mm
C 230		06.05	05.08	13.0460-2727.2	602727		23144 19,8 +/WE/Zub/S LUC	
C 320		09.02	05.08	13.0470-2727.2	LD2727		23144 19,8 +/WE/Zub/S LUC	
				24.8190-0410.2	620410	2		Warnkontakt L=97,5mm
C 350		06.05	05.08	13.0460-4994.2	604994		23945 16,5 /WE BRE	
				13.0470-4994.2	LD4994		23945 16,5 /WE BRE	
				24.8190-0410.2	620410	1		Warnkontakt L=97,5mm
C 30 CDI AMG		09.02	05.08	13.0460-4990.2	604990		23745 17,4 +/WE(1,8/7 BRE	
				13.0470-4990.2	LD4990		23745 17,4 +/WE(1,8/7 BRE	
				13.0460-0275.2	610275		Einbausatz	
				24.8190-0410.2	620410	1	Warnkontakt L=97,5mm	
	C 160 Kompressor		04.05	05.08	24.0125-0110.1	425110		288 25,0 22,4 V L +S +B
	C 180		03.01	05.08	24.0325-0110.1	525110		288 25,0 22,4 V L +S +B PD
	C 180 Kompressor		05.02	05.08				
	C 200 CDI		07.03	05.08				
	C 200 CGI Kompressor		07.03	05.08				
	C 200 Kompressor		03.01	05.08				
	C 220 CDI		03.01	05.08				
	C 230		06.05	05.08	24.0128-0106.1	428106		300 28,0 25,4 V L +S +B
	C 320		09.02	05.08	24.0328-0106.1	528106		300 28,0 25,4 V L +S +B PD
	C 350		06.05	05.08	24.0128-0188.1	428188		330 28,0 26,0 V L +S +B
	C 30 CDI AMG		09.02	05.08	24.0130-0180.1	430180		345 30,0 28,0 V L +B
	C 230 Kompressor		03.01	05.08	24.0128-0106.1	428106		300 28,0 25,4 V L +S +B
					24.0328-0106.1	528106		300 28,0 25,4 V L +S +B PD
				24.0125-0110.1	425110		288 25,0 22,4 V L +S +B	
				24.0325-0110.1	525110		288 25,0 22,4 V L +S +B PD	
						+ AUS J USA		
						+ AUS J USA		
	C 160 Kompressor		04.05	05.08	24.0711-6001.3	360119	2	Radsensor L=565
	C 180		03.01	05.08				
	C 180 Kompressor		05.02	05.08				
	C 200 CDI		07.03	05.08				
	C 200 CGI Kompressor		07.03	05.08				
	C 200 Kompressor		03.01	05.08				
	C 220 CDI		03.01	05.08				
	C 230		06.05	05.08				
	C 230 Kompressor		03.01	05.08				
	C 30 CDI AMG		09.02	05.08				
	C 320		09.02	05.08				
	C 350		06.05	05.08				
		C 160 Kompressor		04.05	05.08	13.0460-4064.2	604064	
C 180			03.01	05.08	13.0470-4064.2	LD4064		21919 15,3 /Zub ATE
C 180 Kompressor			05.02	05.08	13.0460-0229.2	610229		Einbausatz ATE
C 200 CDI			07.03	05.08	24.8190-0410.2	620410	1	Warnkontakt L=97,5mm
C 200 CGI Kompressor			07.03	05.08				
C 200 Kompressor			03.01	05.08				
C 220 CDI			03.01	05.08				
C 230 Kompressor			03.01	05.08	13.0460-4065.2	604065		21899 15,3 /WE/Zub ATE
					13.0470-4065.2	LD4065		21899 15,3 /WE/Zub ATE
					13.0460-0231.2	610231		Einbausatz ATE
					13.0460-4064.2	604064		21919 15,3 /Zub ATE
					13.0470-4064.2	LD4064		21919 15,3 /Zub ATE
					13.0460-0229.2	610229		Einbausatz ATE
				24.8190-0410.2	620410	1	Warnkontakt L=97,5mm	
C 230		06.05	05.08	13.0460-4065.2	604065		21899 15,3 /WE/Zub ATE	
C 30 CDI AMG	A 556572	09.02	05.08	13.0470-4065.2	LD4065		21899 15,3 /WE/Zub ATE	
C 320		09.02	05.08	13.0460-0258.2	610258		Einbausatz	
C 350		06.05	05.08	24.8190-0410.2	620410	1	Warnkontakt L=97,5mm	
C 30 CDI AMG	A 556573		05.08	13.0460-4047.2	604047		21305 16,1 /WE ATE	
				13.0470-4047.2	LD4047		21305 16,1 /WE ATE	
				24.8190-0410.2	620410	1	Warnkontakt L=97,5mm	
	C 160 Kompressor		04.05	05.08	24.0109-0114.1	409114		278 9,0 7,3 +S +B
	C 180		03.01	05.08	24.0309-0114.1	509114		278 9,0 7,3 +S +B PD
	C 180 Kompressor		05.02	05.08				
	C 200 CDI		07.03	05.08				
	C 200 CGI Kompressor		07.03	05.08				
	C 200 Kompressor		03.01	05.08				
	C 220 CDI		03.01	05.08				
	C 230		06.05	05.08	24.0110-0217.1	410217		290 10,0 8,3 +S +B
					24.0310-0217.1	510217		290 10,0 8,3 +S +B PD
	C 230 Kompressor		03.01	05.08	24.0110-0217.1	410217		290 10,0 8,3 +S +B
					24.0310-0217.1	510217		290 10,0 8,3 +S +B PD
					24.0109-0114.1	409114		278 9,0 7,3 +S +B
					24.0309-0114.1	509114		278 9,0 7,3 +S +B PD
						+ AUS J USA		
						+ AUS J USA		
C 320		09.02	05.08	24.0110-0217.1	410217		290 10,0 8,3 +S +B	
C 350		06.05	05.08	24.0310-0217.1	510217		290 10,0 8,3 +S +B PD	
C 30 CDI AMG	A 556572	09.02		24.0110-0217.1	410217		290 10,0 8,3 +S +B	
				24.0310-0217.1	510217		290 10,0 8,3 +S +B PD	
C 30 CDI AMG	A 556573		05.08	24.0122-0228.1	422228		300 22,0 19,4 V L +B	
	C 160 Kompressor		04.05	05.08	24.0711-6054.3	360184		Radsensor L=1102
	C 180		03.01	05.08	24.0711-6053.3	360183		Radsensor L=948
	C 180 Kompressor		05.02	05.08				
	C 200 CDI		07.03	05.08				

									
MERCEDES BENZ C-Klasse (CL203) Sportcoupe (01-08)									
	C 200 CGI Kompressor C 200 Kompressor C 220 CDI C 230 C 230 Kompressor C 30 CDI AMG C 320 C 350		07.03 03.01 03.01 06.05 03.01 09.02 09.02 06.05	05.08 05.08 05.08 05.08 05.08 05.08 05.08 05.08		24.0711-6054.3 24.0711-6053.3	360184 360183	 	Radsensor L=1102 Radsensor L=948
	C 160 Kompressor C 180 C 180 Kompressor C 200 CDI C 200 CGI Kompressor C 200 Kompressor C 220 CDI C 230 C 230 Kompressor C 30 CDI AMG C 320 C 350		04.05 03.01 05.02 07.03 07.03 03.01 03.01 06.05 03.01 09.02 09.02 06.05	05.08 05.08 05.08 05.08 05.08 05.08 05.08 05.08 05.08 05.08 05.08 05.08		03.0137-4013.2 03.0137-9248.2	654013 669248		164 x 20 /Zub Einbausatz
MERCEDES BENZ C-Klasse (CLC203) Coupe (08-10)									
	CLC 160		01.09	10.10		13.0460-2726.2 13.0470-2726.2 24.8190-0410.2	602726 LD2726 620410	1	23144 19,8 +/WE/Zub/S LUC 23144 19,8 +/WE/Zub/S LUC Warnkontakt L=97,5mm
	CLC 180 Kompressor CLC 200 CDI CLC 220 CDI		05.08 05.08 05.08	10.10 10.10 10.10		13.0460-2726.2 13.0470-2726.2 24.8190-0410.2	602726 LD2726 620410	1	23144 19,8 +/WE/Zub/S LUC 23144 19,8 +/WE/Zub/S LUC Warnkontakt L=97,5mm
	CLC 200 Kompressor CLC 230		05.08 05.08	10.10 10.10		13.0460-2727.2 13.0470-2727.2	602727 LD2727	1	23144 19,8 +/WE/Zub/S LUC 23144 19,8 +/WE/Zub/S LUC Warnkontakt L=97,5mm
	CLC 350		05.08	10.10		13.0460-4994.2 13.0470-4994.2 24.8190-0410.2	604994 LD4994 620410	1	23945 16,5 /WE 23945 16,5 /WE Warnkontakt L=97,5mm
	CLC 160 CLC 180 Kompressor CLC 200 CDI CLC 220 CDI		01.09 05.08 05.08 05.08	10.10 10.10 10.10 10.10		24.0125-0110.1 24.0325-0110.1	425110 525110		288 25,0 22,4 V L +S +B 288 25,0 22,4 V L +S +B PD
	CLC 200 Kompressor CLC 230		05.08 05.08	10.10 10.10		24.0128-0106.1 24.0328-0106.1	428106 528106		300 28,0 25,4 V L +S +B 300 28,0 25,4 V L +S +B PD
	CLC 350		05.08	10.10		24.0128-0188.1	428188		330 28,0 26,0 V L +S +B
	CLC 160 CLC 180 Kompressor CLC 200 CDI CLC 200 Kompressor CLC 220 CDI CLC 230 CLC 350		01.09 05.08 05.08 05.08 05.08 05.08 05.08	10.10 10.10 10.10 10.10 10.10 10.10 10.10		24.0711-6001.3	360119	2 	Radsensor L=565
	CLC 160 CLC 180 Kompressor CLC 200 CDI CLC 220 CDI		01.09 05.08 05.08 05.08	10.10 10.10 10.10 10.10		13.0460-4064.2 13.0470-4064.2 13.0460-0229.2 24.8190-0410.2	604064 LD4064 610229 620410	1	21919 15,3 /Zub 21919 15,3 /Zub Einbausatz Warnkontakt L=97,5mm
	CLC 200 Kompressor CLC 230 CLC 350		05.08 05.08 05.08	10.10 10.10 10.10		13.0460-4065.2 13.0470-4065.2 13.0460-0231.2	604065 LD4065 610231	1	21899 15,3 /WE/Zub 21899 15,3 /WE/Zub Einbausatz Warnkontakt L=97,5mm
	CLC 160 CLC 180 Kompressor CLC 200 CDI CLC 220 CDI		01.09 05.08 05.08 05.08	10.10 10.10 10.10 10.10		24.0109-0114.1 24.0109-0114.1 24.0309-0114.1	409114 409114 509114		278 9,0 7,3 +S +B 278 9,0 7,3 +S +B 278 9,0 7,3 +S +B PD
	CLC 200 Kompressor CLC 230 CLC 350		05.08 05.08 05.08	10.10 10.10 10.10		24.0110-0217.1 24.0310-0217.1	410217 510217		290 10,0 8,3 +S +B 290 10,0 8,3 +S +B PD
	CLC 160 CLC 180 Kompressor CLC 200 CDI CLC 200 Kompressor CLC 220 CDI CLC 230 CLC 350		01.09 05.08 05.08 05.08 05.08 05.08 05.08	10.10 10.10 10.10 10.10 10.10 10.10 10.10		24.0711-6054.3 24.0711-6053.3	360184 360183	 	Radsensor L=1102 Radsensor L=948
	CLC 160 CLC 180 Kompressor CLC 200 CDI CLC 200 Kompressor CLC 220 CDI CLC 230 CLC 350		01.09 05.08 05.08 05.08 05.08 05.08 05.08	10.10 10.10 10.10 10.10 10.10 10.10 10.10		03.0137-4013.2 03.0137-9248.2	654013 669248		164 x 20 /Zub Einbausatz
MERCEDES BENZ C-Klasse (W204) Limousine (07-)									
	C 180 CDI C 180 CGI C 180 Kompressor C 180 Kompressor Eco C 200 CDI C 200 CGI	88 115 115 100 135	01.11 04.09 03.07 01.09 03.07 04.09			13.0460-2732.2 13.0470-2732.2 13.0460-2733.2 13.0470-2733.2 24.8190-0410.2	602732 LD2732 602733 LD2733 620410	1	+ Sportpaket ¹⁾ + Sportpaket ¹⁾ - Sportpaket ²⁾ - Sportpaket ²⁾ 24306 20,3 /WE/Zub/S LUC 24306 20,3 /WE/Zub/S LUC 24306 20,3 /WE/Zub/S LUC 24306 20,3 /WE/Zub/S LUC Warnkontakt L=97,5mm














¹⁾ + sports package / + pacchetto sportivo / + version sport / + kit deportivo

²⁾ - sport package / - pacchetto sportivo / - version sport / - kit deportivo


MERCEDES BENZ C-Klasse (W204) Limousine (07-)

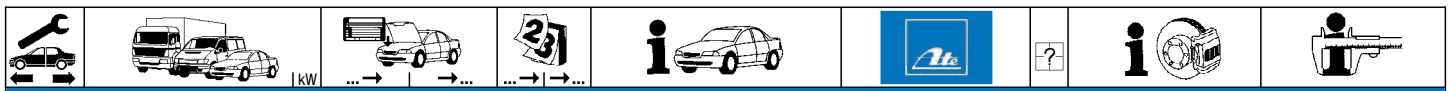
	C 200 Kompressor	135	03.07		13.0460-2732.2	602732			24306 20,3 /WE/Zub/S LUC 24306 20,3 /WE/Zub/S LUC Warnkontakt L=97,5mm		
	C 220 CDI	120	03.07		13.0470-2732.2	LD2732					
	C 220 CDI	125	03.07		24.8190-0410.2	620410	1				
	C 220 CDI 4-matic	125	02.13								
	C 230	150	03.07								
	C 230 4-matic	150	07.07								
	C 250 CDI	150	10.08								
	C 250 CDI 4-matic	150	01.11								
	C 250 CGI	150	04.09								
	C 280	170	03.07		13.0460-2732.2	602732				- Sportpaket ¹⁾	24306 20,3 /WE/Zub/S LUC 24306 20,3 /WE/Zub/S LUC 24310 19,0 + /WE/S LUC 24310 19,0 + /WE/S LUC Warnkontakt L=97,5mm
	C 280 4-matic	170	07.07		13.0470-2732.2	LD2732				- Sportpaket ¹⁾	
	C 300	170	07.09		13.0460-2734.2	602734				+ Sportpaket ²⁾	
	C 300 4-matic	170			13.0470-2734.2	LD2734				+ Sportpaket ²⁾	
	C 300 4-matic	170	04.09		13.0460-2732.2	602732				- Sportpaket ¹⁾	24306 20,3 /WE/Zub/S LUC 24310 19,0 + /WE/S LUC Warnkontakt L=97,5mm
C 300 CDI 4-matic	170	01.11		13.0460-2734.2	602734		+ Sportpaket ²⁾				
C 300 4-matic	170	07.07	+ ABS ↙	24.8190-0410.2	620410	1		Warnkontakt L=97,5mm			
C 300 CGI	185	02.11		13.0460-2734.2	602734			24310 19,0 + /WE/S LUC 24310 19,0 + /WE/S LUC Warnkontakt L=97,5mm			
C 300 CGI 4-matic	185	02.11		13.0470-2734.2	LD2734						
C 320 CDI	165	03.07		24.8190-0410.2	620410	1					
C 320 CDI 4-matic	165	07.07									
C 350	200	03.07									
C 350	225	01.11									
C 350 4-matic	200	07.07									
C 350 4-matic	225	01.11									
C 350 CDI	165	04.09									
C 350 CDI	170	10.09									
C 350 CDI	195	06.11									
C 350 CDI 4-matic	165	07.09									
C 350 CDI 4-matic	170	10.09									
C 350 CGI	215	09.08									
C 63 AMG		09.07		13.0460-4839.2	604839			24455 16,8 /WE BRE Warnkontakt L=119mm			
C 63 AMG				24.8190-0420.2	620420	1					
	C 180 CDI	88	01.11		24.0125-0179.1	425179		- Sportpaket ¹⁾	288 25,0 22,4 V L +S +B 295 28,0 25,4 V L +S +B 295 28,0 25,4 V L +S +B 295 28,0 25,4 V L +S +B 322 32,0 30,0 V L +S +B 322 32,0 30,0 V L +S +B 322 32,0 29,4 V L +S +B 322 32,0 30,0 V L +S +B 322 32,0 30,0 V L +S +B 322 32,0 30,0 V L +S +B 322 32,0 30,0 V L +S +B 322 32,0 30,0 V L +S +B 322 32,0 30,0 V L +S +B		
	C 180 CGI	115	04.09		24.0128-0100.1	428100		+ Sportpaket ²⁾			
	C 180 Kompressor	115	03.07								
	C 180 Kompressor Eco		01.09								
	C 200 CDI	100	03.07								
	C 200 CGI	135	04.09								
	C 200 Kompressor	135	03.07		24.0128-0155.1	428155		- Sportpaket ¹⁾			
	C 220 CDI	120	03.07		24.0128-0100.1	428100		+ Sportpaket ²⁾			
	C 220 CDI	125	03.07								
	C 220 CDI 4-matic	125	02.13								
	C 230	150	03.07								
	C 230 4-matic	150	07.07								
	C 250 CDI	150	10.08								
	C 250 CDI 4-matic	150	01.11								
	C 250 CGI	150	04.09								
	C 280	170	03.07		24.0128-0155.1	428155		- Sportpaket ¹⁾			
	C 280 4-matic	170	07.07		24.0132-0100.1	432100		+ Sportpaket ²⁾			
	C 300	170	07.09								
	C 300 4-matic	170	04.09								
	C 300 CDI 4-matic	170	01.11								
	C 300 CGI	185	02.11		24.0132-0101.1	432101		- Sportpaket ¹⁾			
	C 300 CGI 4-matic	185	02.11		24.0132-0100.1	432100		+ Sportpaket ²⁾			
	C 320 CDI	165	03.07								
	C 350	200	03.07								
	C 350	225	01.11								
	C 350 4-matic	225	01.11								
C 350 CDI	165	04.09									
C 350 CDI	170	10.09									
C 350 CDI	195	06.11									
C 350 CDI 4-matic	165	07.09									
C 350 CGI	215	09.08									
C 320 CDI 4-matic	165	07.07		24.0132-0100.1	432100			322 32,0 30,0 V L +S +B			
C 350 4-matic	200	07.07									
C 350 CDI 4-matic	170	10.09									
	C 180 CDI	88	01.11		24.0711-6189.3	360246	2		Radsensor L=618 Radsensor L=733		
	C 180 CGI	115	04.09								
	C 180 Kompressor	115	03.07								
	C 180 Kompressor Eco		01.09								
	C 200 CDI	100	03.07								
	C 200 CGI	135	04.09								
	C 200 Kompressor	135	03.07								
	C 220 CDI	120	03.07								
	C 220 CDI	125	03.07								
	C 230	150	03.07								
	C 250 CDI	150	10.08								
	C 250 CGI	150	04.09								
	C 280	170	03.07								
	C 320 CDI	165	03.07								
	C 350	200	03.07								
	C 350 CDI	165	04.09								
	C 350 CGI	215	09.08								
	C 230 4-matic	150	07.07		24.0711-5206.3	360241	2				

1) - sport package / - pacchetto sportivo / - version sport / - kit deportivo
2) + sports package / + pacchetto sportivo / + version sport / + kit deportivo

								
MERCEDES BENZ C-Klasse (W204) Limousine (07-)								
	C 250 CDI 4-matic	150	01.11		24.0711-5206.3	360241	2	Radsensor L=733
	C 280 4-matic	170	07.07					
	C 300 4-matic	170	04.09					
	C 300 CDI 4-matic	170	01.11					
	C 320 CDI 4-matic	165	07.07					
	C 350 4-matic	200	07.07					
	C 350 CDI 4-matic	170	10.09					
	C 180 CDI	88	01.11		13.0460-7244.2	607244		24253 17,8 +/WE ATE
	C 180 CGI	115	04.09		13.0470-7244.2	LD7244		24253 17,8 +/WE ATE
	C 180 Kompressor	115	03.07		24.8190-0410.2	620410	1	Warnkontakt L=97,5mm
	C 180 Kompressor Eco		01.09					
	C 200 CDI	100	03.07					
	C 200 CGI	135	04.09					
	C 200 Kompressor	135	03.07					
	C 220 CDI	120	03.07					
	C 220 CDI	125	03.07					
	C 220 CDI 4-matic	125	02.13					
	C 230	150	03.07					
	C 230 4-matic	150	07.07					
	C 250 CDI	150	10.08					
	C 250 CDI 4-matic	150	01.11					
	C 250 CGI	150	04.09					
	C 280	170	03.07					
	C 280 4-matic	170	07.07					
	C 300	170	07.09					
	C 300 4-matic	170	04.09					
	C 300 CDI 4-matic	170	01.11					
	C 300 CGI	185	02.11					
	C 300 CGI 4-matic	185	02.11					
	C 320 CDI	165	03.07					
	C 320 CDI 4-matic	165	07.07					
	C 350	200	03.07					
	C 350	225	01.11					
	C 350 4-matic	200	07.07					
	C 350 4-matic	225	01.11					
	C 350 CDI	165	04.09					
	C 350 CDI	170	10.09					
	C 350 CDI	195	06.11					
	C 350 CDI 4-matic	165	07.09					
	C 350 CDI 4-matic	170	10.09					
	C 350 CGI	215	09.08					
	C 63 AMG		09.07		24.8190-0420.2	620420	1	Warnkontakt L=119mm
	C 180 CDI	88	01.11		24.0109-0154.1	409154		278 9,0 7,3 +S +B
	C 180 CGI	115	04.09		24.0110-0328.1	410328		300 10,0 8,3 +S +B
	C 180 Kompressor	115	03.07					
	C 180 Kompressor Eco		01.09					
	C 200 CDI	100	03.07					
	C 200 CGI	135	04.09					
	C 250 CGI	150	04.09					
	C 200 Kompressor	135	03.07		24.0110-0328.1	410328		300 10,0 8,3 +S +B
	C 220 CDI	120	03.07					
	C 220 CDI	125	03.07					
	C 220 CDI 4-matic	125	02.13					
	C 230	150	03.07					
	C 230 4-matic	150	07.07					
	C 280	170	03.07					
	C 280 4-matic	170	07.07					
	C 300	170	07.09					
	C 300 4-matic	170	04.09					
	C 300 CDI 4-matic	170	01.11					
	C 250 CDI	150	10.08		24.0120-0208.1	420208		300 22,0 19,4 V L +S +B
	C 250 CDI 4-matic	150	01.11					
	C 300 CGI	185	02.11					
	C 300 CGI 4-matic	185	02.11					
	C 320 CDI	165	03.07					
	C 320 CDI 4-matic	165	07.07					
	C 350	200	03.07					
	C 350	225	01.11					
	C 350 4-matic	200	07.07					
	C 350 4-matic	225	01.11					
	C 350 CDI	165	04.09					
	C 350 CDI	170	10.09					
	C 350 CDI	195	06.11					
	C 350 CDI 4-matic	165	07.09					
	C 350 CDI 4-matic	170	10.09					
	C 350 CGI	215	09.08					
	C 180 CDI	88	01.11		24.0711-6191.3	360247	2	Radsensor L=945
	C 180 CGI	115	04.09					
	C 180 Kompressor	115	03.07					
	C 180 Kompressor Eco		01.09					
	C 200 CDI	100	03.07					
	C 200 CGI	135	04.09					
	C 200 Kompressor	135	03.07					
	C 220 CDI	120	03.07					
	C 220 CDI	125	03.07					
	C 220 CDI 4-matic	125	02.13					
	C 230	150	03.07					

1) - sport package / - pacchetto sportivo / - version sport / - kit deportivo

2) + sports package / + pacchetto sportivo / + version sport / + kit deportivo



MERCEDES BENZ C-Klasse (W204) Limousine (07-)















	C 230 4-matic	150		07.07	24.0711-6191.3	360247	2		Radsensor L=945
	C 250 CDI	150		10.08					
	C 250 CDI 4-matic	150		01.11					
	C 250 CGI	150		04.09					
	C 280	170		03.07					
	C 280 4-matic	170		07.07					
	C 300	170		07.09					
	C 300 4-matic	170		04.09					
	C 300 CDI 4-matic	170		01.11					
	C 300 CGI	185		02.11					
	C 300 CGI 4-matic	185		02.11					
	C 320 CDI	165		03.07					
	C 320 CDI 4-matic	165		07.07					
	C 350	200		03.07					
	C 350	225		01.11					
	C 350 4-matic	200		07.07					
	C 350 4-matic	225		01.11					
	C 350 CDI	165		04.09					
	C 350 CDI	170		10.09					
	C 350 CDI	195		06.11					
	C 350 CDI 4-matic	165		07.09					
	C 350 CDI 4-matic	170		10.09					
	C 350 CGI	215		09.08					
	C 63 AMG			09.07					
	C 180 CDI	88		01.11	03.0137-4005.2	654005			164 x 25 /Zub
	C 180 CGI	115		04.09					
	C 180 Kompressor	115		03.07					
	C 180 Kompressor Eco			01.09					
	C 200 CDI	100		03.07					
	C 200 CGI	135		04.09					
	C 200 Kompressor	135		03.07					
	C 220 CDI	120		03.07					
	C 220 CDI	125		03.07					
	C 220 CDI 4-matic	125		02.13					
	C 230	150		03.07					
	C 230 4-matic	150		07.07					
	C 250 CDI	150		10.08					
	C 250 CDI 4-matic	150		01.11					
	C 250 CGI	150		04.09					
	C 280	170		03.07					
	C 280 4-matic	170		07.07					
	C 300	170		07.09					
	C 300 4-matic	170		04.09					
	C 300 CDI 4-matic	170		01.11					
	C 300 CGI	185		02.11					
	C 300 CGI 4-matic	185		02.11					
	C 320 CDI	165		03.07					
	C 320 CDI 4-matic	165		07.07					
	C 350	200		03.07					
	C 350	225		01.11					
	C 350 4-matic	200		07.07					
	C 350 4-matic	225		01.11					
	C 350 CDI	165		04.09					
	C 350 CDI	170		10.09					
	C 350 CDI	195		06.11					
	C 350 CDI 4-matic	165		07.09					
	C 350 CDI 4-matic	170		10.09					
	C 350 CGI	215		09.08					
	C 63 AMG			09.07					

MERCEDES BENZ C-Klasse (S204) Kombi (07-)

	C 180 CDI BE	88		01.11	13.0460-2732.2	602732		+ Sportpaket 1)	24306 20,3 /WE/Zub/S	LUC
	C 180 Kompressor			09.07	13.0470-2732.2	LD2732		+ Sportpaket 1)	24306 20,3 /WE/Zub/S	LUC
	C 200 CDI			09.07	13.0460-2733.2	602733		- Sportpaket 2)	24306 20,3 /WE/Zub/S	LUC
					13.0470-2733.2	LD2733		- Sportpaket 2)	24306 20,3 /WE/Zub/S	LUC
					24.8190-0410.2	620410	1		Warnkontakt L=97,5mm	
	C 180 CGI	115		04.09	13.0460-2732.2	602732			24306 20,3 /WE/Zub/S	LUC
	C 200 CGI			04.09	13.0470-2732.2	LD2732			24306 20,3 /WE/Zub/S	LUC
	C 200 Kompressor	135		09.07	24.8190-0410.2	620410	1		Warnkontakt L=97,5mm	
	C 220 CDI			09.07						
	C 220 CDI 4-matic	125		02.13						
	C 230	150		09.07						
	C 250 CDI	150		04.09						
	C 250 CGI	150		04.09						
	C 250 CDI 4matic	150		04.09	13.0460-2732.2	602732		- Sportpaket 2)	24306 20,3 /WE/Zub/S	LUC
	C 280	170		09.07	13.0470-2732.2	LD2732		- Sportpaket 2)	24306 20,3 /WE/Zub/S	LUC
					13.0460-2734.2	602734		+ Sportpaket 1)	24310 19,0 + /WE/S	LUC
					13.0470-2734.2	LD2734		+ Sportpaket 1)	24310 19,0 + /WE/S	LUC
					24.8190-0410.2	620410	1		Warnkontakt L=97,5mm	
	C 320 CDI	165		09.07	13.0460-2734.2	602734			24310 19,0 + /WE/S	LUC
	C 320 CDI 4-matic	165		09.07	13.0470-2734.2	LD2734			24310 19,0 + /WE/S	LUC
	C 350	200		09.07	24.8190-0410.2	620410	1		Warnkontakt L=97,5mm	
	C 350 CDI	195		06.11						
	C 350 CDI 4-matic	170		10.09						
	C 350 CDI BlueEff.	170		04.09						

1) + sports package / + pacchetto sportivo / + version sport / + kit deportivo
 2) - sport package / - pacchetto sportivo / - version sport / - kit deportivo



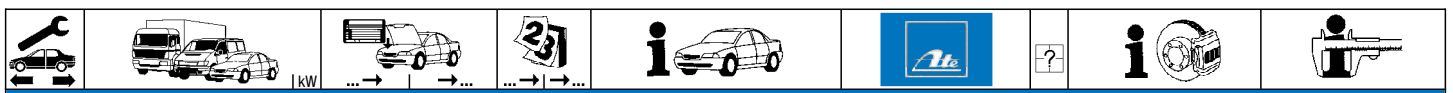
								
MERCEDES BENZ C-Klasse (S204) Kombi (07-)								
	C 350 CGI	225	06.11		13.0460-2734.2 602734 13.0470-2734.2 LD2734 24.8190-0410.2 620410	1		24310 19,0 + /WE/S LUC 24310 19,0 + /WE/S LUC Warnkontakt L=97,5mm
	C 63 AMG		09.07		13.0460-4839.2 604839 24.8190-0420.2 620420	1		24455 16,8 /WE BRE Warnkontakt L=119mm
	C 180 CDI BE	88	01.11		24.0125-0179.1 425179		- Sportpaket 1)	288 25,0 22,4 V L +S +B
	C 180 CGI	115	04.09		24.0128-0100.1 428100		+ Sportpaket 2)	295 28,0 25,4 V L +S +B
	C 180 Kompressor		09.07					
	C 200 CDI		09.07					
	C 200 CGI		04.09					
	C 200 Kompressor	135	09.07		24.0128-0155.1 428155		- Sportpaket 1)	295 28,0 25,4 V L +S +B
	C 220 CDI		09.07		24.0128-0100.1 428100		+ Sportpaket 2)	295 28,0 25,4 V L +S +B
	C 220 CDI 4-matic	125	02.13					
	C 230	150	09.07					
	C 250 CDI	150	04.09					
	C 250 CGI	150	04.09					
	C 250 CDI 4matic	150	04.09		24.0128-0155.1 428155		- Sportpaket 1)	295 28,0 25,4 V L +S +B
	C 280	170	09.07		24.0132-0100.1 432100		+ Sportpaket 2)	322 32,0 30,0 V L +S +B
	C 320 CDI	165	09.07		24.0132-0101.1 432101		- Sportpaket 1)	322 32,0 29,4 V L +S +B
	C 320 CDI 4-matic	165	09.07		24.0132-0100.1 432100		+ Sportpaket 2)	322 32,0 30,0 V L +S +B
	C 350	200	09.07					
	C 350 CDI	195	06.11					
	C 350 CDI 4-matic	170	10.09					
	C 350 CDI BlueEff.	170	04.09					
	C 350 CGI	225	06.11					
	C 180 CDI BE	88	01.11		24.0711-6189.3 360246	2		Radsensor L=618
	C 180 CGI	115	04.09					
	C 180 Kompressor		09.07					
	C 200 CDI		09.07					
	C 200 CGI		04.09					
	C 200 Kompressor	135	09.07					
	C 220 CDI		09.07					
	C 230	150	09.07					
	C 250 CDI	150	04.09					
	C 250 CGI	150	04.09					
	C 280	170	09.07					
	C 320 CDI	165	09.07					
	C 350	200	09.07					
	C 350 CDI	195	06.11					
	C 350 CDI BlueEff.	170	04.09					
	C 350 CGI	225	06.11					
	C 250 CDI 4matic	150	04.09		24.0711-5206.3 360241	2		Radsensor L=733
	C 320 CDI 4-matic	165	09.07					
	C 350 CDI 4-matic	170	10.09					
	C 180 CGI	115	04.09		13.0460-7244.2 607244	1		24253 17,8 +/WE ATE 24253 17,8 +/WE ATE Warnkontakt L=97,5mm
	C 180 Kompressor		09.07		13.0470-7244.2 LD7244			
	C 200 CDI		09.07		24.8190-0410.2 620410			
	C 200 CGI		04.09					
	C 200 Kompressor	135	09.07					
	C 220 CDI		09.07					
	C 220 CDI 4-matic	125	02.13					
	C 230	150	09.07					
	C 250 CGI	150	04.09					
	C 280	170	09.07					
	C 320 CDI	165	09.07					
	C 320 CDI 4-matic	165	09.07					
	C 350	200	09.07					
	C 350 CDI 4-matic	170	10.09					
	C 350 CDI BlueEff.	170	04.09					
	C 63 AMG		09.07		24.8190-0420.2 620420	1		Warnkontakt L=119mm
	C 180 CDI BE	88	01.11		13.0460-7244.2 607244 13.0470-7244.2 LD7244 24.8190-0410.2 620410	1		24253 17,8 +/WE ATE 24253 17,8 +/WE ATE Warnkontakt L=97,5mm
	C 350 CGI	225	06.11		13.0460-7244.2 607244 13.0470-7244.2 LD7244 24.8190-0410.2 620410	1		24253 17,8 +/WE ATE 24253 17,8 +/WE ATE Warnkontakt L=97,5mm
	C 350 CDI	195	06.11		13.0460-7257.2 607257 13.0470-7257.2 LD7257 13.0460-7244.2 607244 13.0470-7244.2 LD7244 24.8190-0410.2 620410	1	+ GG-Sättel 3) + GG-Sättel 3) + ALU-Sättel 4) + ALU-Sättel 4)	24253 18,0 +/WE ATE 24253 18,0 +/WE ATE 24253 17,8 +/WE ATE 24253 17,8 +/WE ATE Warnkontakt L=97,5mm
	C 250 CDI	150	04.09		13.0460-7257.2 607257 13.0470-7257.2 LD7257 24.8190-0410.2 620410	1		24253 18,0 +/WE ATE 24253 18,0 +/WE ATE Warnkontakt L=97,5mm
	C 250 CDI 4matic	150	04.09		13.0460-7244.2 607244 13.0470-7244.2 LD7244 13.0460-7257.2 607257 13.0470-7257.2 LD7257 24.8190-0410.2 620410	1	+ Sportpaket 2) + Sportpaket 2) - Sportpaket 1) - Sportpaket 1)	24253 17,8 +/WE ATE 24253 17,8 +/WE ATE 24253 18,0 +/WE ATE 24253 18,0 +/WE ATE Warnkontakt L=97,5mm
	C 180 CDI BE	88	01.11		24.0109-0154.1 409154		- Sportpaket 1)	278 9,0 7,3 +S +B
	C 180 CGI	115	04.09		24.0110-0328.1 410328		+ Sportpaket 2)	300 10,0 8,3 +S +B
	C 180 Kompressor		09.07					
	C 200 CDI		09.07					
	C 200 CGI		04.09					
	C 200 Kompressor	135	09.07		24.0110-0328.1 410328			300 10,0 8,3 +S +B

1) - sport package / - pacchetto sportivo / - version sport / - kit deportivo

2) + sports package / + pacchetto sportivo / + version sport / + kit deportivo

3) + cast iron caliper / + pinza in ghisa / + étriers en fonte grise / + fundición gris-pinza

4) + aluminium calipers / + pinze in alluminio / + étriers en aluminium / + pinzas de aluminio



MERCEDES BENZ C-Klasse (S204) Kombi (07-)



























	C 220 CDI		09.07	24.0110-0328.1	410328		300 10,0 8,3 +S +B
	C 220 CDI 4-matic	125	02.13				
	C 230	150	09.07				
	C 250 CGI	150	04.09				
	C 280	170	09.07				
	C 250 CDI	150	04.09	24.0120-0208.1	420208		300 22,0 19,4 V L +S +B
	C 250 CDI 4matic	150	04.09				
	C 320 CDI	165	09.07				
	C 320 CDI 4-matic	165	09.07				
	C 350	200	09.07				
C 350 CDI	195	06.11					
C 350 CDI 4-matic	170	10.09					
C 350 CDI BlueEff.	170	04.09					
C 350 CGI	225	06.11					
	C 180 CDI BE	88	01.11	24.0711-6191.3	360247	2	Radsensor L=945
	C 180 CGI	115	04.09				
	C 180 Kompressor		09.07				
	C 200 CDI		09.07				
	C 200 CGI		04.09				
	C 200 Kompressor	135	09.07				
	C 220 CDI		09.07				
	C 220 CDI 4-matic	125	02.13				
	C 230	150	09.07				
	C 250 CDI	150	04.09				
	C 250 CDI 4matic	150	04.09				
	C 250 CGI	150	04.09				
	C 280	170	09.07				
	C 320 CDI	165	09.07				
	C 320 CDI 4-matic	165	09.07				
	C 350	200	09.07				
	C 350 CDI	195	06.11				
	C 350 CDI 4-matic	170	10.09				
	C 350 CDI BlueEff.	170	04.09				
	C 350 CGI	225	06.11				
C 63 AMG		09.07					
	C 180 CDI BE	88	01.11	03.0137-4005.2	654005		164 x 25 /Zub
	C 180 CGI	115	04.09				
	C 180 Kompressor		09.07				
	C 200 CDI		09.07				
	C 200 CGI		04.09				
	C 200 Kompressor	135	09.07				
	C 220 CDI		09.07				
	C 220 CDI 4-matic	125	02.13				
	C 230	150	09.07				
	C 250 CDI	150	04.09				
	C 250 CDI 4matic	150	04.09				
	C 250 CGI	150	04.09				
	C 280	170	09.07				
	C 320 CDI	165	09.07				
	C 320 CDI 4-matic	165	09.07				
	C 350	200	09.07				
	C 350 CDI	195	06.11				
	C 350 CDI 4-matic	170	10.09				
	C 350 CDI BlueEff.	170	04.09				
	C 350 CGI	225	06.11				
C 63 AMG		09.07					

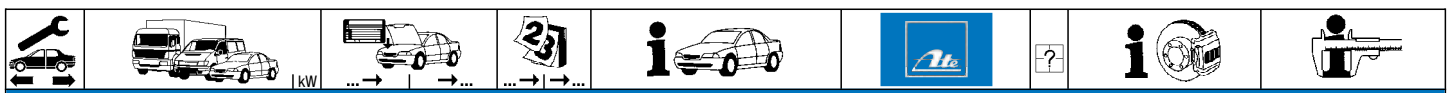
MERCEDES BENZ C-Klasse (C204) Coupe (11-)

	C 180	115	01.13	13.0460-2733.2	602733	- Sportpaket ¹⁾	24306 20,3 /WE/Zub/S	LUC
	C 180 CGI	115	06.11	13.0470-2733.2	LD2733	- Sportpaket ¹⁾	24306 20,3 /WE/Zub/S	LUC
				13.0460-2732.2	602732	+ Sportpaket ²⁾	24306 20,3 /WE/Zub/S	LUC
				13.0470-2732.2	LD2732	+ Sportpaket ²⁾	24306 20,3 /WE/Zub/S	LUC
				24.8190-0410.2	620410		Warnkontakt L=97,5mm	
	C 200 CGI	135	06.11	13.0460-2732.2	602732		24306 20,3 /WE/Zub/S	LUC
	C 220 CDI	125	06.11	13.0470-2732.2	LD2732		24306 20,3 /WE/Zub/S	LUC
	C 250 CDI	150	06.11	24.8190-0410.2	620410	2	Warnkontakt L=97,5mm	
	C 250 CGI	150	06.11					
	C 350	225	06.11	13.0460-2734.2	602734		24310 19,0 + /WE/S	LUC
			13.0470-2734.2	LD2734		24310 19,0 + /WE/S	LUC	
			24.8190-0410.2	620410	2	Warnkontakt L=97,5mm		
	C 63 AMG	336	06.11	13.0460-4839.2	604839		24455 16,8 /WE	BRE
	C 63 AMG Black Series	380	01.12	24.8190-0420.2	620420	2	Warnkontakt L=119mm	
	C 180	115	01.13	24.0125-0179.1	425179	- Sportpaket ¹⁾	288 25,0 22,4 V L +S +B	
	C 180 CGI	115	06.11	24.0128-0100.1	428100	+ Sportpaket ²⁾	295 28,0 25,4 V L +S +B	
	C 180 CGI	115	06.11	24.0128-0155.1	428155	+ USA/ - Sportpaket ³⁾	295 28,0 25,4 V L +S +B	
				24.0128-0100.1	428100	+ USA/ + Sportpaket ⁴⁾	295 28,0 25,4 V L +S +B	
	C 200 CGI	135	06.11	24.0128-0155.1	428155	- Sportpaket ¹⁾	295 28,0 25,4 V L +S +B	
	C 220 CDI	125	06.11	24.0128-0100.1	428100	+ Sportpaket ²⁾	295 28,0 25,4 V L +S +B	
C 250 CDI	150	06.11						
C 250 CGI	150	06.11						
C 350	225	06.11	24.0132-0101.1	432101	- Sportpaket ¹⁾	322 32,0 29,4 V L +S +B		
			24.0132-0100.1	432100	+ Sportpaket ²⁾	322 32,0 30,0 V L +S +B		
	C 180	115	01.13	13.0460-7244.2	607244		24253 17,8 +/WE	ATE
	C 180 CGI	115	06.11	13.0470-7244.2	LD7244		24253 17,8 +/WE	ATE
	C 200 CGI	135	06.11	24.8190-0410.2	620410	2	Warnkontakt L=97,5mm	
	C 220 CDI	125	06.11					

1) - sport package / - pacchetto sportivo / - version sport / - kit deportivo
 2) + sports package / + pacchetto sportivo / + version sport / + kit deportivo
 3) + USA/ - sports package / + USA/ - pacchetto sportivo / + USA/ - version sport / + USA/ - kit deportivo
 4) + USA/ + sports package / + USA/ + pacchetto sportivo / + USA/ + version sport / + USA/ + kit deportivo



									
MERCEDES BENZ C-Klasse (C204) Coupe (11-)									
	C 250 CDI	150	06.11		13.0460-7244.2	607244		24253 17,8 +/WE	ATE
	C 250 CGI	150	06.11		13.0470-7244.2	LD7244		24253 17,8 +/WE	ATE
	C 350	225	06.11		24.8190-0410.2	620410	2	Warnkontakt L=97,5mm	
	C 63 AMG	336	06.11		24.8190-0410.2	620410	2	Warnkontakt L=97,5mm	
	C 63 AMG Black Series	380	01.12		24.8190-0420.2	620420	2	Warnkontakt L=119mm	
	C 180	115	01.13		24.0109-0154.1	409154		278 9,0 7,3 +S +B	
	C 180 CGI	115	06.11						
	C 200 CGI	135	06.11		24.0110-0328.1	410328		300 10,0 8,3 +S +B	
	C 220 CDI	125	06.11						
	C 250 CGI	150	06.11						
	C 250 CDI	150	06.11		24.0120-0208.1	420208		300 22,0 19,4 V L +S +B	
	C 350	225	06.11						
	C 180	115	01.13		24.0711-6191.3	360247	2	Radsensor L=945	
	C 180 CGI	115	06.11						
	C 200 CGI	135	06.11						
	C 220 CDI	125	06.11						
	C 250 CDI	150	06.11						
	C 250 CGI	150	06.11						
	C 350	225	06.11						
	C 63 AMG	336	06.11						
	C 180	115	01.13		03.0137-4005.2	654005		164 x 25 /Zub	
	C 180 CGI	115	06.11						
	C 200 CGI	135	06.11						
	C 220 CDI	125	06.11						
	C 250 CDI	150	06.11						
	C 250 CGI	150	06.11						
	C 350	225	06.11						
C 63 AMG Black Series	380	01.10		03.0137-4007.2	654007		180 x 25 /Zub		
MERCEDES BENZ CL-Klasse (C140) Coupe (96-99)									
	CL 420		06.96	02.99	13.0460-9033.2	609033		21303 18,2 /WE	ATE
	CL 500		06.96	02.99	13.0460-0263.2	610263		Einbausatz	
	CL 600		06.96	02.99	24.8190-0401.2	620401	4	Warnkontakt L=95mm	
	CL 420		06.96	02.99	24.0130-0100.1	430100		320 30,0 27,4 V L +B	
	CL 500		06.96	02.99					
	CL 600		06.96	02.99					
	CL 420		06.96	02.99	13.0460-4047.2	604047		21305 16,1 /WE	ATE
	CL 500		06.96	02.99	13.0470-4047.2	LD4047		21305 16,1 /WE	ATE
	CL 600		06.96	02.99	24.8190-0401.2	620401	4	Warnkontakt L=95mm	
	CL 420		06.96	02.99	24.0122-0133.1	422133		300 22,0 19,4 V L	
	CL 500		06.96	02.99					
	CL 600		06.96	02.99					
	CL 420		06.96	02.99	03.0137-0244.2	650244		164 x 25 /Zub	
	CL 500		06.96	02.99					
	CL 600		06.96	02.99					
MERCEDES BENZ CL-Klasse (C215) Coupe (99-06)									
	CL 500		03.99	08.06	13.0460-4984.2	604984		23271 17,4 +/WE(1,8)	BRE
	CL 55 AMG		10.99	08.06	13.0460-0269.2	610269		Einbausatz	
	CL 600		03.99	08.06	24.8190-0410.2	620410	2	Warnkontakt L=97,5mm	
	CL 55 Kompressor AMG		06.02	08.06	13.0460-4997.2	604997		23944 17,5 +/WE	BRE
	CL 65 AMG		09.03	08.06	24.8190-0410.2	620410	2	Warnkontakt L=97,5mm	
	CL 500		03.99	08.06	24.0132-0115.1	432115		330 32,0 30,0 V L +B	
	CL 55 AMG		10.99	08.06	13.8190-0330.1	990134	4	Halterschraube	
	CL 600		03.99	08.06	24.0132-0125.1	432125		345 32,0 30,0 V L +B	
	CL 55 Kompressor AMG		03.99	08.06	13.8190-0330.1	990134	4	Halterschraube	
	CL 55 Kompressor AMG		06.02	08.06	24.0136-0105.1	436105		360 36,0 34,0 V L +B	
	CL 500		03.99	08.06	13.0460-4069.2	604069		23078 15,2 /WE	ATE
	CL 55 AMG		10.99	08.06	24.8190-0410.2	620410	1	Warnkontakt L=97,5mm	
	CL 600		03.99	08.06					
	CL 55 Kompressor AMG		06.02	08.06	13.0460-4998.2	604998		23478 16,5 /WE	BRE
	CL 65 AMG		09.03	08.06	24.8190-0410.2	620410	1	Warnkontakt L=97,5mm	BRE
	CL 500		03.99	08.06	13.0460-4819.2	604819		23478 14,6 /WE	BRE
	CL 55 AMG		10.99	08.06	24.8190-0410.2	620410	1	Warnkontakt L=97,5mm	
	CL 55 Kompressor AMG		06.02	08.06	24.0122-0192.1	422192		300 22,0 19,4 V L +B	
	CL 500		03.99	08.06	24.0122-0213.1	422213		315 22,0 19,4 V L +B	
	CL 55 AMG		10.99	08.06	24.0126-0137.1	426137		330 26,0 24,0 V L +B	
	CL 55 Kompressor AMG		06.02	08.06	03.0137-4016.2	654016		180 x 25 /Zub	
	CL 500		10.99	08.06	03.0137-9297.2	669297		Einbausatz	
	CL 55 AMG		06.02	08.06					
	CL 600		03.99	08.06					
MERCEDES BENZ CL-Klasse (C216) Coupe (06-)									
	CL 500	285	07.06		13.0460-4817.2	604817		23960 18,3 /WE	BRE
	CL 500 4-matic	285	03.08		24.8190-0420.2	620420	1	Warnkontakt L=119mm	
	CL 500	320	02.11		24.8190-0410.2	620410	1	Warnkontakt L=97,5mm	
	CL 500 4-matic	320	02.11						
	CL 500 BlueEfficiency	320	10.10						
	CL 600	380	07.06		13.0460-4839.2	604839		24455 16,8 /WE	BRE
	CL 63 AMG	386	01.07		24.8190-0420.2	620420	1	Warnkontakt L=119mm	



MERCEDES BENZ CL-Klasse (C216) Coupe (06-)

	CL 63 AMG CL 63 AMG CL 65 AMG CL 65 AMG	400 420 450 463		02.11 01.10 01.07 02.11			24.8190-0420.2	620420	1		Warnkontakt L=119mm
	CL 500 CL 500 4-matic CL 500 CL 500 4-matic CL 500 BlueEfficiency CL 600	285 285 320 320 320 380		07.06 03.08 02.11 02.11 10.10 07.06			24.0132-0138.1	432138			350 32,0 30,0 V L +S +B 360 36,0 34,0 V L +B 360 36,0 34,0 V L +S +B
	CL 500 CL 500 CL 600 CL 63 AMG CL 63 AMG CL 63 AMG CL 65 AMG CL 65 AMG CL 500 4-matic CL 500 4-matic CL 500 BlueEfficiency	285 320 380 386 400 420 450 463 285 320 285		07.06 02.11 07.06 01.07 02.11 01.10 01.07 02.11 03.08 02.11 10.10			24.0711-6348.3	360334	2		Radsensor L=1002 Radsensor L=778
	CL 500 CL 500 4-matic CL 500 CL 500 4-matic CL 500 BlueEfficiency CL 600 CL 63 AMG CL 63 AMG CL 63 AMG CL 65 AMG CL 65 AMG	285 285 320 320 320 380 386 400 420 450 463		07.06 03.08 02.11 02.11 10.10 07.06 01.07 02.11 01.10 01.07 02.11			13.0460-7171.2 13.0470-7171.2 24.8190-0410.2 24.8190-0410.2 13.0460-4998.2 24.8190-0410.2 24.8190-0420.2	607171 LD7171 620410 620410 604998 620410 620420	1 1 1		23334 16,7 +/WE 23334 16,7 +/WE Warnkontakt L=97,5mm Warnkontakt L=97,5mm 23478 16,5 /WE Warnkontakt L=97,5mm Warnkontakt L=119mm
	CL 500 CL 500 CL 500 4-matic CL 500 4-matic CL 500 BlueEfficiency CL 600	285 320 285 320 380		07.06 02.11 03.08 02.11 10.10 07.06			24.0124-0212.1	424212			320 24,0 21,4 V L +S +B 330 26,0 23,4 V L +S +B
	CL 500 CL 500 CL 500 4-matic CL 500 4-matic CL 600 CL 63 AMG CL 63 AMG CL 63 AMG CL 65 AMG CL 65 AMG	285 320 285 320 380 386 400 420 450 463		07.06 02.11 03.08 02.11 07.06 01.07 02.11 01.10 01.07 02.11			24.0126-0149.1 24.0711-6349.3	426149 360333	2		Radsensor L=675
	CL 500 CL 500 CL 500 4-matic CL 500 4-matic CL 500 BlueEfficiency CL 600 CL 63 AMG CL 63 AMG CL 63 AMG CL 65 AMG CL 65 AMG	285 320 285 320 320 380 386 400 420 450 463		07.06 02.11 03.08 02.11 10.10 07.06 01.07 02.11 01.10 01.07 02.11			03.0137-4006.2	654006			180 x 25 /Zub

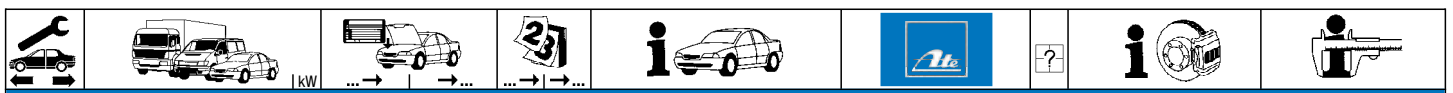
MERCEDES BENZ CLK-Klasse (C208) Coupe (97-02)

	CLK 200 CLK 200 Kompressor CLK 230 Kompressor CLK 320 CLK 430 CLK 430 CLK 430 CLK 430 CLK 55 AMG			06.97 06.97 06.97 06.97 03.98 03.98 08.99 06.02	06.02 06.02 06.02 06.02 06.02 + ABS - ABS 06.02 - ABS 06.02		13.0460-7086.2 13.0470-7086.2 24.8190-0401.2 13.0460-7087.2 13.0470-7087.2 24.8190-0401.2 13.0460-4201.2 13.0460-0268.2 24.8190-0401.2 13.0460-7183.2 24.8190-0419.2	607086 LD7086 620401 607087 LD7087 620401 604201 610268 620401 607183 620419	2 2 2 2		21664 19,8 +/WE 21664 19,8 +/WE Warnkontakt L=95mm 21670 19,4 +/WE 21670 19,4 +/WE Warnkontakt L=95mm 21153 17,5 /WE Einbausatz Warnkontakt L=95mm 21484 20,5 +/WE Warnkontakt L=74mm
	CLK 200 CLK 200 Kompressor CLK 230 Kompressor CLK 320 CLK 430 CLK 430 CLK 430			06.97 06.97 06.97 06.97 03.98 03.98	06.02 06.02 06.02 06.02 06.02 + ABS - ABS		24.0125-0110.1 24.0325-0110.1 13.8190-0330.1 24.0128-0106.1 24.0328-0106.1 13.8190-0330.1 24.0128-0126.1 13.8190-0330.1	425110 525110 990134 428106 528106 990134 428126 990134	4 4 4		288 25,0 22,4 V L +S +B 288 25,0 22,4 V L +S +B PD Halterschraube 300 28,0 25,4 V L +S +B 300 28,0 25,4 V L +S +B PD Halterschraube 316 28,0 25,4 V L +B Halterschraube 330 32,0 29,4 V L +B Halterschraube



MERCEDES BENZ CLK-Klasse (C208) Coupe (97-02)												
	CLK 55 AMG			08.99	06.02		13.8190-0330.1	990134	4		Halterschraube	
	CLK 200 CLK 200 Kompressor CLK 230 Kompressor			06.97 06.97 06.97	06.02 06.02 06.02		24.0751-1141.3 24.0751-1142.3 24.0711-6021.3 24.0711-6022.3	360196 360197 360076 360077		<input type="checkbox"/> - ESP <input type="checkbox"/> - ESP <input checked="" type="checkbox"/> + ESP <input checked="" type="checkbox"/> + ESP	Radsensor L=503 Radsensor L=503 Radsensor L=549 Radsensor L=549	
	CLK 200 CLK 200 Kompressor CLK 230 Kompressor			06.97 06.97 06.97	06.02 06.02 06.02		13.0460-4064.2 13.0470-4064.2 13.0460-0229.2	604064 LD4064 610229			21919 15,3 /Zub 21919 15,3 /Zub Einbausatz	ATE ATE ATE
	CLK 320 CLK 430 CLK 55 AMG			06.97 03.98 08.99	06.02 06.02 06.02		13.0460-4047.2 13.0470-4047.2 24.8190-0401.2	604047 LD4047 620401	1		21305 16,1 /WE 21305 16,1 /WE Warnkontakt L=95mm	ATE ATE
	CLK 200 CLK 200 Kompressor CLK 230 Kompressor			06.97 06.97 06.97	06.02 06.02 06.02		24.0109-0114.1 24.0309-0114.1	409114 509114			278 9,0 7,3 +S +B 278 9,0 7,3 +S +B PD	
	CLK 320 CLK 430	F129678		06.97 03.98	06.02 06.02		24.0110-0217.1 24.0310-0217.1	410217 510217			290 10,0 8,3 +S +B 290 10,0 8,3 +S +B PD	
	CLK 430 CLK 55 AMG	F126679		06.97 08.99	06.02 06.02		24.0122-0228.1	422228			300 22,0 19,4 V L +B	
	CLK 200 CLK 200 Kompressor CLK 230 Kompressor	F 980773 F 980773 F 980773		06.97 06.97 06.97			24.0751-1162.3 24.0751-1143.3 24.0751-1144.3 24.0711-6035.3 24.0711-6036.3	360099 360096 360097 360277 360278	2	<input checked="" type="checkbox"/> + ABS <input checked="" type="checkbox"/> + ASR <input checked="" type="checkbox"/> + ASR <input checked="" type="checkbox"/> + ESP <input checked="" type="checkbox"/> + ESP	Radsensor L=390 Radsensor L=621 Radsensor L=958 Radsensor L=632 Radsensor L=979	
	CLK 200 CLK 200 Kompressor CLK 230 Kompressor	F 980774 F 980774 F 980774		06.02 06.02 06.02			24.0751-1162.3 24.0751-1143.3 24.0751-1144.3 24.0711-6035.3 24.0711-6064.3	360099 360096 360097 360277 360279	2	<input checked="" type="checkbox"/> + ABS <input checked="" type="checkbox"/> + ASR <input checked="" type="checkbox"/> + ASR <input checked="" type="checkbox"/> + ESP <input checked="" type="checkbox"/> + ESP	Radsensor L=390 Radsensor L=621 Radsensor L=958 Radsensor L=632 Radsensor L=899	
	CLK 200 CLK 200 Kompressor CLK 230 Kompressor CLK 320 CLK 430 CLK 55 AMG			06.97 06.97 06.97 06.97 03.98 08.99	06.02 06.02 06.02 06.02 06.02 06.02		03.0137-0170.2	650170			164 x 20 /Zub	

MERCEDES BENZ CLK-Klasse (A208) Cabrio (98-03)												
	CLK 200			06.98	06.03		13.0460-7086.2 13.0470-7086.2 24.8190-0401.2	607086 LD7086 620401	2		21664 19,8 +/WE 21664 19,8 +/WE Warnkontakt L=95mm	ATE ATE
	CLK 200 Kompressor CLK 230 Kompressor CLK 320			06.98 06.98 06.98	06.03 06.03 06.03		13.0460-7087.2 13.0470-7087.2 24.8190-0401.2	607087 LD7087 620401	2		21670 19,4 +/WE 21670 19,4 +/WE Warnkontakt L=95mm	ATE ATE
	CLK 320			06.98	06.03		13.0460-7087.2 24.8190-0401.2	607087 620401	2		21670 19,4 +/WE Warnkontakt L=95mm	ATE
	CLK 430 CLK 55 AMG			06.99 01.00	06.03 06.03		13.0460-7183.2 24.8190-0419.2	607183 620419	2		21484 20,5 +/WE Warnkontakt L=74mm	ATE
	CLK 200			06.98	06.03		24.0125-0110.1 24.0325-0110.1 13.8190-0330.1	425110 525110 990134	4		288 25,0 22,4 V L +S +B 288 25,0 22,4 V L +S +B PD Halterschraube	
	CLK 200 Kompressor CLK 230 Kompressor CLK 320			06.98 06.98 06.98	06.03 06.03 06.03		24.0128-0106.1 24.0328-0106.1 13.8190-0330.1	428106 528106 990134	4		300 28,0 25,4 V L +S +B 300 28,0 25,4 V L +S +B PD Halterschraube	
	CLK 430			06.99	06.03		24.0132-0159.1 13.8190-0330.1	432159 990134	4		330 32,0 29,4 V L +B Halterschraube	
	CLK 55 AMG			01.00	06.03		13.8190-0330.1	990134	4		Halterschraube	
	CLK 200 CLK 200 Kompressor CLK 230 Kompressor			06.98 06.98 06.98	06.03 06.03 06.03		24.0751-1141.3 24.0751-1142.3 24.0711-6021.3 24.0711-6022.3	360196 360197 360076 360077		<input checked="" type="checkbox"/> - ESP <input checked="" type="checkbox"/> - ESP <input checked="" type="checkbox"/> + ESP <input checked="" type="checkbox"/> + ESP	Radsensor L=503 Radsensor L=503 Radsensor L=549 Radsensor L=549	
	CLK 200			06.98	06.03		13.0460-4064.2 13.0470-4064.2 13.0460-0229.2	604064 LD4064 610229			21919 15,3 /Zub 21919 15,3 /Zub Einbausatz	ATE ATE ATE
	CLK 200 Kompressor CLK 230 Kompressor CLK 320 CLK 430 CLK 55 AMG	F 196683 / T 098095 F 196683 / T 098095 F 196683 / T 098095 F 196683 / T 098095 F 196683 / T 098095		06.98 06.98 06.98 06.99 01.00			13.0460-4047.2 13.0470-4047.2 24.8190-0401.2	604047 LD4047 620401	1		21305 16,1 /WE 21305 16,1 /WE Warnkontakt L=95mm	ATE ATE ATE
	CLK 200 Kompressor CLK 230 Kompressor CLK 320 CLK 430 CLK 55 AMG	F 196684 / T 098096 F 196684 / T 098096 F 196684 / T 098096 F 196684 / T 098096 F 196684 / T 098096		06.03 06.03 06.03 06.03 06.03			13.0460-4065.2 13.0470-4065.2 24.8190-0401.2	604065 LD4065 620401	1		21899 15,3 /WE/Zub 21899 15,3 /WE/Zub Warnkontakt L=95mm	ATE ATE
	CLK 200			06.98	06.03		24.0109-0114.1 24.0309-0114.1	409114 509114			278 9,0 7,3 +S +B 278 9,0 7,3 +S +B PD	
	CLK 200 Kompressor CLK 230 Kompressor CLK 320			06.98 06.98 06.98	06.03 06.03 06.03		24.0110-0217.1 24.0310-0217.1	410217 510217			290 10,0 8,3 +S +B 290 10,0 8,3 +S +B PD	
	CLK 430 CLK 55 AMG			06.99 01.00	06.03 06.03		24.0122-0228.1	422228			300 22,0 19,4 V L +B	



MERCEDES BENZ CLK-Klasse (A208) Cabrio (98-03)

	CLK 200 CLK 200 Kompressor CLK 230 Kompressor		F 980773 F 980773 F 980773	06.98 06.98 06.98			24.0751-1162.3 24.0751-1143.3 24.0751-1144.3 24.0711-6035.3 24.0711-6036.3	360099 360096 360097 360277 360278	2 + ABS + ASR + ASR + ESP + ESP	Radsensor L=390 Radsensor L=621 Radsensor L=958 Radsensor L=632 Radsensor L=979
	CLK 200 CLK 200 Kompressor CLK 230 Kompressor		F 980774 F 980774 F 980774	06.03 06.03 06.03			24.0751-1162.3 24.0751-1143.3 24.0751-1144.3 24.0711-6035.3 24.0711-6064.3	360099 360096 360097 360277 360279	2 + ABS + ASR + ASR + ESP + ESP	Radsensor L=390 Radsensor L=621 Radsensor L=958 Radsensor L=632 Radsensor L=899
	CLK 200 CLK 200 Kompressor CLK 230 Kompressor CLK 320 CLK 430 CLK 55 AMG			06.98 06.98 06.98 06.98 06.99 01.00	06.03 06.03 06.03 06.03 06.03 06.03		03.0137-0170.2	650170		164 x 20 /Zub

MERCEDES BENZ CLK-Klasse (C209) Coupe (02-09)

	CLK 200 CGI CLK 200 Kompressor CLK 220 CDI	125 120		09.02 09.02 05.05	04.09 04.09 04.09		13.0460-4994.2 13.0470-4994.2 13.0460-2726.2 13.0470-2726.2 24.8190-0410.2	604994 LD4994 602726 LD2726 620410	+ Sportpaket / + Sportpaket AMG 1) + Sportpaket / + Sportpaket AMG 1) - Sportpaket / - Sportpaket AMG 2) - Sportpaket / - Sportpaket AMG 2)	23945 16,5 /WE 23945 16,5 /WE 23144 19,8 +/WE/Zub/S LUC 23144 19,8 +/WE/Zub/S LUC	BRE BRE LUC LUC
	CLK 240 CLK 320	160		05.02 05.02	04.09 04.09		13.0460-2727.2 13.0470-2727.2 24.8190-0410.2	602727 LD2727 620410	1 2	23144 19,8 +/WE/Zub/S LUC 23144 19,8 +/WE/Zub/S LUC	LUC LUC
	CLK 200 Kompressor CLK 270 CDI CLK 280	135 170		10.06 10.02 05.05	04.09 04.09 04.09		13.0460-4994.2 13.0470-4994.2 13.0460-2727.2 13.0470-2727.2 24.8190-0410.2 13.0460-0275.2	604994 LD4994 602727 LD2727 620410 610275	+ Sportpaket / + Sportpaket AMG 1) + Sportpaket / + Sportpaket AMG 1) - Sportpaket / - Sportpaket AMG 2) - Sportpaket / - Sportpaket AMG 2) + Sportpaket / + Sportpaket AMG 1)	23945 16,5 /WE 23945 16,5 /WE 23144 19,8 +/WE/Zub/S LUC 23144 19,8 +/WE/Zub/S LUC	BRE BRE LUC LUC
	CLK 320 CDI CLK 350	165 200		05.05 05.05	04.09 04.09		13.0460-4994.2 13.0470-4994.2 13.0460-4990.2 13.0470-4990.2 13.0460-0275.2	604994 LD4994 604990 LD4990 620410	- Sportpaket / - Sportpaket AMG 2) - Sportpaket / - Sportpaket AMG 2) + Sportpaket / + Sportpaket AMG 1) + Sportpaket / + Sportpaket AMG 1)	23945 16,5 /WE 23945 16,5 /WE 23745 17,4 +/WE(1,8/7) 23745 17,4 +/WE(1,8/7)	BRE BRE BRE BRE
	CLK 500 CLK 500 CLK 55 AMG	225 285 270		05.02 06.06 09.02	04.09 04.09 04.09		13.0460-4990.2 13.0460-0275.2 24.8190-0410.2	604990 610275 620410	1 1	23745 17,4 +/WE(1,8/7) Einbausatz Warnkontakt L=97,5mm	BRE BRE BRE
	CLK 55 AMG CLK 63 AMG	270	F 123375	04.06	04.09		13.0460-4806.2 24.8190-0420.2	604806 620420	1	XXXXX 16,2 /WE Warnkontakt L=119mm	BRE BRE
	CLK 200 CGI CLK 200 Kompressor CLK 220 CDI	125 120		09.02 09.02 05.05	04.09 04.09 04.09		24.0125-0110.1 24.0325-0110.1 24.0128-0177.1	425110 525110 428177	- Sportpaket / - Sportpaket AMG 2) - Sportpaket / - Sportpaket AMG 2) + Sportpaket / + Sportpaket AMG 1)	288 25,0 22,4 V L +S +B 288 25,0 22,4 V L +S +B PD 330 28,0 26,0 V L +B	
	CLK 240 CLK 320	160		05.02 05.02	04.09 04.09		24.0128-0106.1 24.0328-0106.1	428106 528106		300 28,0 25,4 V L +S +B 300 28,0 25,4 V L +S +B PD	
	CLK 200 Kompressor CLK 270 CDI CLK 280	135 170		10.06 10.02 05.05	04.09 04.09 04.09		24.0128-0106.1 24.0328-0106.1 24.0128-0177.1	428106 528106 428177	- Sportpaket / - Sportpaket AMG 2) - Sportpaket / - Sportpaket AMG 2) + Sportpaket / + Sportpaket AMG 1)	300 28,0 25,4 V L +S +B 300 28,0 25,4 V L +S +B PD 330 28,0 26,0 V L +B	
	CLK 320 CDI CLK 350	165 200		05.05 05.05	04.09 04.09		24.0128-0188.1 24.0130-0180.1	428188 430180	- Sportpaket / - Sportpaket AMG 2) + Sportpaket / + Sportpaket AMG 1)	330 28,0 26,0 V L +S +B 345 30,0 28,0 V L +B	
	CLK 500 CLK 500	225 285		05.02 06.06	04.09 04.09		24.0130-0171.1 24.0130-0180.1	430171 430180	- Sportpaket / - Sportpaket AMG 2) + Sportpaket / + Sportpaket AMG 1)	345 30,0 27,4 V L +B 345 30,0 28,0 V L +B	
	CLK 55 AMG	270	F 123374	09.02	04.09		24.0130-0180.1	430180		345 30,0 28,0 V L +B	
	CLK 200 CGI CLK 200 Kompressor CLK 200 Kompressor CLK 220 CDI CLK 240 CLK 270 CDI CLK 280 CLK 320 CLK 320 CDI CLK 350 CLK 500 CLK 500 CLK 55 AMG CLK 63 AMG	125 120 135 170 160 165 200 225 285 270		09.02 09.02 10.06 05.05 05.02 10.02 05.05 05.02 05.05 05.05 06.06 09.02 04.06	04.09 04.09 04.09 04.09 04.09 04.09 04.09 04.09 04.09 04.09 04.09 04.09 04.09 04.09		24.0711-6001.3	360119	2 + ABS	Radsensor L=565	
	CLK 200 CGI CLK 200 Kompressor CLK 220 CDI	125 120		09.02 09.02 05.05	04.09 04.09 04.09		13.0460-4064.2 13.0470-4064.2 13.0460-4065.2 13.0470-4065.2 24.8190-0410.2 13.0460-0229.2	604064 LD4064 604065 LD4065 620410 610229	- Sportpaket / - Sportpaket AMG 2) - Sportpaket / - Sportpaket AMG 2) + Sportpaket / + Sportpaket AMG 1) + Sportpaket / + Sportpaket AMG 1)	21919 15,3 /Zub 21919 15,3 /Zub 21899 15,3 /WE/Zub 21899 15,3 /WE/Zub	ATE ATE ATE ATE
	CLK 200 Kompressor CLK 240 CLK 270 CDI CLK 280 CLK 320 CLK 320 CDI CLK 350	135 170 160 165 200		10.06 05.02 10.02 05.05 05.02 05.05 05.05	04.09 04.09 04.09 04.09 04.09 04.09 04.09		13.0460-4065.2 13.0470-4065.2 13.0460-0258.2 24.8190-0410.2	604065 LD4065 610258 620410	1	21899 15,3 /WE/Zub 21899 15,3 /WE/Zub Einbausatz Warnkontakt L=97,5mm	ATE ATE
	CLK 500 CLK 500 CLK 55 AMG	225 285 270		05.02 06.06 09.02	04.09 04.09 04.09		13.0460-4047.2 13.0470-4047.2 24.8190-0410.2	604047 LD4047 620410	1	21305 16,1 /WE 21305 16,1 /WE Warnkontakt L=97,5mm	ATE ATE

1) + sports package/+ sports package AMG / + pacchetto sportivo/+ pacchetto sport.AMG / + version sport/+ version sport AMG / + kit sportivo/+ kit sportivo AMG
2) - sport package/- sport package AMG / - pacchetto sportivo/- pacchetto sport.AMG / - version sport/- version sport AMG / - kit sportivo/- kit sportivo AMG





MERCEDES BENZ CLK-Klasse (C209) Coupe (02-09)

	CLK 55 AMG CLK 63 AMG	270 F 123375		04.06 04.09	04.09		13.0460-4819.2 24.8190-0410.2	604819 620410	1		23478 14,6 /WE Warnkontakt L=97,5mm	BRE
	CLK 200 CGI CLK 200 Kompressor CLK 220 CDI	125 120		09.02 09.02 05.05	04.09 04.09 04.09		24.0109-0114.1 24.0309-0114.1 24.0110-0217.1 24.0310-0217.1	409114 509114 410217 510217		- Sportpaket / - Sportpaket AMG ¹⁾ - Sportpaket / - Sportpaket AMG ¹⁾ + Sportpaket / + Sportpaket AMG ²⁾ + Sportpaket / + Sportpaket AMG ²⁾	278 9,0 7,3 +S +B 278 9,0 7,3 +S +B PD 290 10,0 8,3 +S +B 290 10,0 8,3 +S +B PD	
	CLK 200 Kompressor CLK 240 CLK 270 CDI CLK 280 CLK 320 CLK 320 CDI CLK 350	135 170 160 165 200		10.06 05.02 10.02 05.05 05.02 05.05	04.09 04.09 04.09 04.09 04.09 04.09		24.0110-0217.1 24.0310-0217.1	410217 510217			290 10,0 8,3 +S +B 290 10,0 8,3 +S +B PD	
	CLK 500 CLK 500 CLK 55 AMG	225 285 270	F 123374	05.02 06.06 09.02	04.09 04.09		24.0122-0228.1	422228			300 22,0 19,4 V L +B	
	CLK 200 CGI CLK 200 Kompressor CLK 200 Kompressor CLK 220 CDI CLK 240 CLK 270 CDI CLK 280 CLK 320 CLK 320 CDI CLK 350 CLK 500 CLK 500 CLK 55 AMG CLK 63 AMG	125 120 135 170 160 165 200 225 285 270		09.02 09.02 10.06 05.05 05.02 10.02 05.05 05.02 05.05 05.05 06.06 09.02 04.06	04.09 04.09 04.09 04.09 04.09 04.09 04.09 04.09 04.09 04.09 04.09 04.09		24.0711-6054.3 24.0711-6053.3	360184 360183			Radsensor L=1102 Radsensor L=948	
	CLK 200 CGI CLK 200 Kompressor CLK 200 Kompressor CLK 220 CDI CLK 240 CLK 270 CDI CLK 280 CLK 320 CLK 320 CDI CLK 350 CLK 500 CLK 500 CLK 55 AMG CLK 63 AMG	125 120 135 170 160 165 200 225 285 270		09.02 09.02 10.06 05.05 05.02 10.02 05.05 05.02 05.05 05.05 06.06 09.02 04.06	04.09 04.09 04.09 04.09 04.09 04.09 04.09 04.09 04.09 04.09 04.09		03.0137-4013.2 03.0137-9248.2	654013 669248			164 x 20 /Zub Einbausatz	

MERCEDES BENZ CLK-Klasse (A209) Cabrio (03-09)

	CLK 200 CGI	125		05.03	12.09		13.0460-2726.2 13.0470-2726.2 24.8190-0410.2	602726 LD2726 620410	1		23144 19,8 +WE/Zub/S 23144 19,8 +WE/Zub/S Warnkontakt L=97,5mm	LUC
	CLK 240 CLK 320	125 160		05.03 05.03	12.09 12.09		13.0460-2727.2 13.0470-2727.2 24.8190-0410.2	602727 LD2727 620410	2		23144 19,8 +WE/Zub/S 23144 19,8 +WE/Zub/S Warnkontakt L=97,5mm	LUC
	CLK 200 Kompressor CLK 200 Kompressor CLK 280	120 135 170		05.03 10.06 05.05	12.09 12.09 12.09		13.0460-2727.2 13.0470-2727.2 13.0460-4994.2 13.0470-4994.2 24.8190-0410.2	602727 LD2727 604994 LD4994 620410	1	- Sportpaket / - Sportpaket AMG ¹⁾ - Sportpaket / - Sportpaket AMG ¹⁾ + Sportpaket / + Sportpaket AMG ²⁾ + Sportpaket / + Sportpaket AMG ²⁾	23144 19,8 +WE/Zub/S 23144 19,8 +WE/Zub/S 23945 16,5 /WE BRE 23945 16,5 /WE BRE Warnkontakt L=97,5mm	LUC
	CLK 320 CDI CLK 350	165 200		05.05 05.05	12.09 12.09		13.0460-4994.2 13.0470-4994.2 13.0460-4990.2 13.0470-4990.2 13.0460-0275.2 24.8190-0416.2 24.8190-0410.2	604994 LD4994 604990 LD4990 610275 620416 620410	1	- Sportpaket / - Sportpaket AMG ¹⁾ - Sportpaket / - Sportpaket AMG ¹⁾ + Sportpaket / + Sportpaket AMG ²⁾ + Sportpaket / + Sportpaket AMG ²⁾	23945 16,5 /WE 23945 16,5 /WE 23745 17,4 +WE(1,8/7) BRE 23745 17,4 +WE(1,8/7) BRE Einbausatz Warnkontakt L=100mm Warnkontakt L=97,5mm	BRE
	CLK 500 CLK 500 CLK 55 AMG	225 285 270	T 023346 / F 103001	05.03 06.06 05.03	12.09 12.09		13.0460-4990.2 13.0460-0275.2 24.8190-0410.2	604990 610275 620410	1		23745 17,4 +WE(1,8/7) Einbausatz Warnkontakt L=97,5mm	BRE
	CLK 55 AMG CLK 63 AMG	270 354	T 023346 / F 103001	04.06	12.09		13.0460-4806.2 24.8190-0420.2	604806 620420	1		XXXXX 16,2 /WE Warnkontakt L=119mm	BRE
	CLK 200 CGI	125		05.03	12.09		24.0125-0110.1 24.0325-0110.1	425110 525110			288 25,0 22,4 V L +S +B 288 25,0 22,4 V L +S +B PD	
	CLK 240 CLK 320	125 160		05.03 05.03	12.09 12.09		24.0128-0106.1 24.0328-0106.1	428106 528106			300 28,0 25,4 V L +S +B 300 28,0 25,4 V L +S +B PD	
	CLK 200 Kompressor CLK 200 Kompressor CLK 280	120 135 170		05.03 10.06 05.05	12.09 12.09 12.09		24.0128-0106.1 24.0328-0106.1 24.0128-0177.1	428106 528106 428177		- Sportpaket / - Sportpaket AMG ¹⁾ - Sportpaket / - Sportpaket AMG ¹⁾ + Sportpaket / + Sportpaket AMG ²⁾	300 28,0 25,4 V L +S +B 300 28,0 25,4 V L +S +B PD 330 28,0 26,0 V L +B	
	CLK 320 CDI CLK 350	165 200		05.05 05.05	12.09 12.09		24.0128-0188.1 24.0130-0180.1	428188 430180		- Sportpaket / - Sportpaket AMG ¹⁾ + Sportpaket / + Sportpaket AMG ²⁾	330 28,0 26,0 V L +S +B 345 30,0 28,0 V L +B	
	CLK 500 CLK 500 CLK 55 AMG	225 285 270	T 033979 / F 123374	05.03 06.06 05.03	12.09 12.09		24.0130-0171.1 24.0130-0180.1 24.0130-0180.1	430171 430180		- Sportpaket / - Sportpaket AMG ¹⁾ + Sportpaket / + Sportpaket AMG ²⁾	345 30,0 27,4 V L +B 345 30,0 28,0 V L +B 345 30,0 28,0 V L +B	

¹⁾ - sport package/- sport package AMG / - pacchetto sportivo/- pacchetto sport.AMG / - version sport/- version sport AMG / - kit sportivo/- kit sportivo AMG
²⁾ + sports package/+ sports package AMG / + pacchetto sportivo/+ pacchetto sport.AMG / + version sport/+ version sport AMG / + kit sportivo/+ kit sportivo AMG





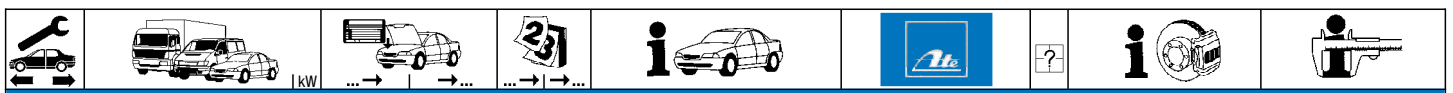
MERCEDES BENZ CLK-Klasse (A209) Cabrio (03-09)

	CLK 200 CGI	125		05.03	12.09	24.0711-6001.3	360119	2		Radsensor L=565
	CLK 200 Kompressor	120		05.03	12.09					
	CLK 200 Kompressor	135		10.06	12.09					
	CLK 240	125		05.03	12.09					
	CLK 280	170		05.05	12.09					
	CLK 320	160		05.03	12.09					
	CLK 320 CDI	165		05.05	12.09					
	CLK 350	200		05.05	12.09					
	CLK 500	225		05.03	12.09					
	CLK 500	285		06.06	12.09					
	CLK 55 AMG	270		05.03	12.09					
	CLK 63 AMG	354		04.06	12.09					
	CLK 200 CGI	125		05.03	12.09	13.0460-4064.2	604064			21919 15,3 /Zub
						13.0470-4064.2	LD4064			ATE
						13.0460-0229.2	610229			ATE
	CLK 200 Kompressor	120		05.03	12.09	13.0460-4065.2	604065			21899 15,3 /WE/Zub
	CLK 200 Kompressor	135		10.06	12.09	13.0470-4065.2	LD4065			ATE
	CLK 240	125		05.03	12.09	13.0460-0258.2	610258			ATE
	CLK 280	170		05.05	12.09	24.8190-0410.2	620410			Einbausatz
	CLK 320	160		05.03	12.09					Warnkontakt L=97,5mm
	CLK 320 CDI	165		05.05	12.09					
	CLK 350	200		05.05	12.09					
	CLK 500	225		05.03	12.09	13.0460-4047.2	604047			21305 16,1 /WE
	CLK 500	285		06.06	12.09	13.0470-4047.2	LD4047			ATE
	CLK 55 AMG	270	T 033979 / F 123374	05.03	12.09	24.8190-0410.2	620410	1		Warnkontakt L=97,5mm
	CLK 55 AMG	270	T 023346 / F 103001		12.09	13.0460-4819.2	604819			23478 14,6 /WE
	CLK 63 AMG	354		04.06	12.09	24.8190-0410.2	620410	1		BRE
										Warnkontakt L=97,5mm
	CLK 200 CGI	125		05.03	12.09	24.0109-0114.1	409114			278 9,0 7,3 +S +B
						24.0309-0114.1	509114			278 9,0 7,3 +S +B PD
	CLK 200 Kompressor	120		05.03	12.09	24.0110-0217.1	410217			290 10,0 8,3 +S +B
	CLK 200 Kompressor	135		10.06	12.09	24.0310-0217.1	510217			290 10,0 8,3 +S +B PD
	CLK 240	125		05.03	12.09					
	CLK 280	170		05.05	12.09					
	CLK 320	160		05.03	12.09					
	CLK 320 CDI	165		05.05	12.09					
	CLK 350	200		05.05	12.09					
	CLK 500	225		05.03	12.09	24.0122-0228.1	422228			300 22,0 19,4 V L +B
	CLK 500	285		06.06	12.09					
	CLK 55 AMG	270	T 033979 / F 123374	05.03	12.09					
	CLK 200 CGI	125		05.03	12.09	24.0711-6054.3	360184			Radsensor L=1102
	CLK 200 Kompressor	120		05.03	12.09	24.0711-6053.3	360183			Radsensor L=948
	CLK 200 Kompressor	135		10.06	12.09					
	CLK 240	125		05.03	12.09					
	CLK 280	170		05.05	12.09					
	CLK 320	160		05.03	12.09					
	CLK 320 CDI	165		05.05	12.09					
	CLK 350	200		05.05	12.09					
	CLK 500	225		05.03	12.09					
	CLK 500	285		06.06	12.09					
	CLK 55 AMG	270		05.03	12.09					
	CLK 63 AMG	354		04.06	12.09					
	CLK 200 CGI	125		05.03	12.09	03.0137-4013.2	654013			164 x 20 /Zub
	CLK 200 Kompressor	120		05.03	12.09	03.0137-9248.2	669248			Einbausatz
	CLK 200 Kompressor	135		10.06	12.09					
	CLK 240	125		05.03	12.09					
	CLK 280	170		05.05	12.09					
	CLK 320	160		05.03	12.09					
	CLK 320 CDI	165		05.05	12.09					
	CLK 350	200		05.05	12.09					
	CLK 500	225		05.03	12.09					
	CLK 500	285		06.06	12.09					
	CLK 55 AMG	270		05.03	12.09					
	CLK 63 AMG	354		04.06	12.09					

MERCEDES BENZ CLS-Klasse (C219) Coupe (04-10)

	CLS 280 / CLS 300	170		10.07	10.10	13.0460-4990.2	604990			23745 17,4 +/WE(1,8/7, BRE
	CLS 320 CDI	155		05.05	10.10	13.0470-4990.2	LD4990			23745 17,4 +/WE(1,8/7, BRE
	CLS 320 CDI	165	A 038331	05.05	10.10	13.0460-0275.2	610275			Einbausatz
	CLS 350	200		08.04	10.10	24.8190-0410.2	620410	2		Warnkontakt L=97,5mm
	CLS 350 CDI	165		04.09	10.10					
	CLS 350 CGI	215		04.06	10.10					
	CLS 350 CGI	215		04.09	10.10					
	CLS 320 CDI	165	A 038332		10.10	13.0460-4990.2	604990			23745 17,4 +/WE(1,8/7, BRE
						13.0470-4990.2	LD4990			23745 17,4 +/WE(1,8/7, BRE
						24.8190-0410.2	620410	2		Warnkontakt L=97,5mm
	CLS 500	225		08.04	10.10	13.0460-4990.2	604990			23745 17,4 +/WE(1,8/7, BRE
						13.0460-0275.2	610275			Einbausatz
						24.8190-0416.2	620416	1		Warnkontakt L=100mm
						24.8190-0410.2	620410	1		Warnkontakt L=97,5mm
	CLS 500	285	A 069799	04.06		13.0460-4817.2	604817			23960 18,3 /WE
						24.8190-0410.2	620410	1		BRE
										Warnkontakt L=97,5mm
	CLS 500	285	A 069700		10.10	13.0460-4817.2	604817			23960 18,3 /WE
						24.8190-0420.2	620420	1		BRE
										Warnkontakt L=119mm





MERCEDES BENZ CLS-Klasse (C219) Coupe (04-10)

	CLS 55 AMG	350		01.05	10.10		13.0460-4997.2	604997	1	-	23944	17,5 +/WE	BRE
							24.8190-0416.2	620416	1		Warnkontakt L=100mm		
	CLS 63 AMG	378		04.06	10.10		13.0460-4839.2	604839	1	- AMG-Performance Package	24455	16,8 /WE	BRE
							24.8190-0420.2	620420	1			Warnkontakt L=119mm	
	CLS 320 CDI	155		05.05	10.10		24.0128-0142.1	428142	4			312	28,0 25,4 V L +B
	CLS 320 CDI	165		05.05	10.10		13.8190-0330.1	990134					
	CLS 350 CDI	165		04.09	10.10								
	CLS 280 / CLS 300	170		10.07	10.10		24.0132-0144.1	432144					
	CLS 350	200		08.04	10.10		13.8190-0330.1	990134					
	CLS 350 CGI	215		04.06	10.10								
	CLS 350 CGI	215		04.09	10.10								
CLS 500	225		08.04	10.10									
	CLS 500	285		04.06	10.10		24.0132-0139.1	432139				350	32,0 29,4 V L +S +B
	CLS 55 AMG	350		01.05	10.10		24.0136-0102.1	436102	4	- AMG-Performance Package	360	36,0 34,0 V L +B	
							13.8190-0330.1	990134			Warnkontakt L=97,5mm		
	CLS 280 / CLS 300	170		10.07	10.10		13.0460-7171.2	607171	1			23334	16,7 +/WE
	CLS 320 CDI	155		05.05	10.10		13.0470-7171.2	LD7171					
	CLS 320 CDI	165		05.05	10.10		24.8190-0410.2	620410					
	CLS 350	200		08.04	10.10								
	CLS 350 CDI	165		04.09	10.10								
	CLS 350 CGI	215		04.06	10.10								
	CLS 350 CGI	215		04.09	10.10								
	CLS 500	225		08.04	10.10								
	CLS 500	285		04.06	10.10								
	CLS 55 AMG	350		01.05	10.10		13.0460-4998.2	604998					
	CLS 63 AMG	378		04.06	10.10		24.8190-0410.2	620410					
								1		23478	16,5 /WE	BRE	
											Warnkontakt L=97,5mm		
											Warnkontakt L=119mm		
	CLS 280 / CLS 300	170		10.07	10.10		24.0122-0201.1	422201	4			300	22,0 19,4 V +S +B
	CLS 320 CDI	155		05.05	10.10		13.8190-0330.1	990134					
	CLS 320 CDI	165		05.05	10.10								
	CLS 350	200		08.04	10.10								
	CLS 350 CDI	165		04.09	10.10								
	CLS 350 CGI	215		04.06	10.10								
	CLS 350 CGI	215		04.09	10.10								
	CLS 500	225		08.04	10.10								
	CLS 500	285		04.06	10.10		24.0124-0236.1	424236					
	CLS 55 AMG	350		01.05	10.10		24.0126-0136.1	426136					
	CLS 63 AMG	378		04.06	10.10								
										320	24,0 21,4 V L +S +B		
										330	26,0 24,0 V L +B		
	CLS 280 / CLS 300	170		10.07	10.10		03.0137-4017.2	654017				180 x 25 /Zub	Einbausatz
	CLS 320 CDI	155		05.05	10.10		03.0137-9297.2	669297					
	CLS 320 CDI	165		05.05	10.10								
	CLS 350	200		08.04	10.10								
	CLS 350 CDI	165		04.09	10.10								
	CLS 350 CGI	215		04.06	10.10								
	CLS 350 CGI	215		04.09	10.10								
	CLS 500	225		08.04	10.10								
	CLS 500	285		04.06	10.10								
	CLS 55 AMG	350		01.05	10.10								
	CLS 63 AMG	378		04.06	10.10								

MERCEDES BENZ CLS-Klasse (C218) Coupe (10-)


















	CLS 250 CDI	150		11.10			13.0460-2734.2	602734	1			24310	19,0 + /WE/S
	CLS 350 BlueTec	185		01.13			13.0470-2734.2	LD2734					
	CLS 350 BT 4-matic	185		01.13		- Sportpaket / - Sportpaket AMG ¹⁾	24.8190-0410.2	620410					
	CLS 350 CDI	195		11.10									
	CLS 350 CDI 4-matic	195		09.11									
	CLS 350 CGI	225		11.10									
	CLS 500	300		11.10			24.8190-0410.2	620410					
	CLS 500 4-matic	300		11.10									
	CLS 63 AMG	386		03.11			24.8190-0420.2	620420					
	CLS 63 AMG	412		01.11									
	CLS 63 AMG 4-matic	410		01.13			24.8190-0420.2	620420					
CLS 63 AMG S	430		01.13										
CLS 63 AMG S 4-matic	430		01.13										
CLS 350 BT 4-matic	185		01.13		+ Sportpaket / + Sportpaket AMG ³⁾	13.0460-4863.2	604863						
						24.8190-0410.2	620410						
								1		24976	17,5 /WE	BRE	
											Warnkontakt L=97,5mm		
	CLS 250 CDI	150		11.10			13.0460-7259.2	607259	1			24862	16,7 +/WE
	CLS 350 BlueTec	185		01.13			13.0470-7259.2	LD7259					
	CLS 350 BT 4-matic	185		01.13			24.8190-0410.2	620410					
	CLS 350 CDI	195		11.10									
	CLS 350 CDI 4-matic	195		09.11									
	CLS 350 CGI	225		11.10									
	CLS 500	300		11.10									
	CLS 500 4-matic	300		11.10									
	CLS 63 AMG	386		03.11			24.8190-0420.2	620420					
	CLS 63 AMG	412		01.11									
	CLS 63 AMG S	430		01.13									
CLS 63 AMG S 4-matic	430		01.13										
										300	10,0 8,3 +S +B		
										300	22,0 19,4 V +S +B		
	CLS 250 CDI	150		11.10			24.0110-0278.1	410278					
	CLS 350 BlueTec	185		01.13			24.0122-0201.1	422201					
	CLS 350 BT 4-matic	185		01.13									
	CLS 350 CDI	195		11.10									
CLS 350 CDI 4-matic	195		09.11										

¹⁾ - sport package/- sport package AMG / - pacchetto sportivo/- pacchetto sport.AMG / - version sport/- version sport AMG / - kit sportivo/- kit sportivo AMG

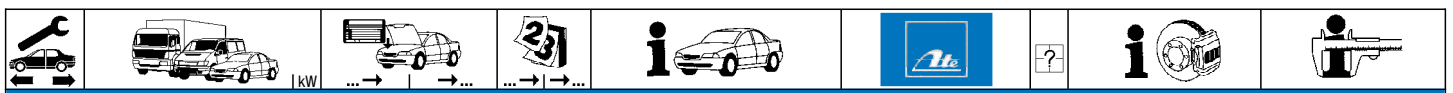
²⁾ - ceramic brake / - freno in ceramica / - frein de céramique / - freno de cerámica

³⁾ + sports package/+ sports package AMG / + pacchetto sportivo/+ pacchetto sport.AMG / + version sport/+ version sport AMG / + kit sportivo/+ kit sportivo AMG



								
MERCEDES BENZ CLS-Klasse (C218) Coupe (10-)								
	CLS 350 CGI	225		11.10		24.0122-0201.1	422201	300 22,0 19,4 V +S +B
	CLS 500	300		11.10		24.0124-0236.1	424236	320 24,0 21,4 V L +S +B
	CLS 500 4-matic	300		11.10				
	CLS 250 CDI	150		11.10		03.0137-4007.2	654007	180 x 25 /Zub
	CLS 350 BlueTec	185		01.13				
	CLS 350 BT 4-matic	185		01.13				
	CLS 350 CDI	195		11.10				
	CLS 350 CDI 4-matic	195		09.11				
	CLS 350 CGI	225		11.10				
	CLS 500	300		11.10				
	CLS 500 4-matic	300		11.10				
	CLS 63 AMG	386		03.11				
	CLS 63 AMG	412		01.11				
	CLS 63 AMG 4-matic	410		01.13				
	CLS 63 AMG S	430		01.13				
	CLS 63 AMG S 4-matic	430		01.13				
MERCEDES BENZ CLS-Klasse (X218) Shooting Brake (12-)								
	CLS 250 CDI	150		09.12		24.8190-0420.2	620420	1 Warnkontakt L=119mm
	CLS 350	225		09.12		13.0460-2734.2	602734	- Sportpaket 1) 24310 19,0 + /WE/S LUC
	CLS 350 CDI	195		09.12		13.0470-2734.2	LD2734	- Sportpaket 1) 24310 19,0 + /WE/S LUC
	CLS 350 CDI 4-matic	195		09.12		13.0460-4863.2	604863	+ Sportpaket 2) 24976 17,5 /WE BRE
						24.8190-0410.2	620410	1 Warnkontakt L=97,5mm
	CLS 500	300		09.12		24.8190-0410.2	620410	1 Warnkontakt L=97,5mm
	CLS 500 4-matic	300		09.12				
	CLS 63 AMG	386		09.12		24.8190-0420.2	620420	1 - Keramikbremse 3) Warnkontakt L=119mm
	CLS 63 AMG	410		01.13				
	CLS 63 AMG 4-matic	410		01.13				
	CLS 63 AMG S	430		01.13				
	CLS 63 AMG S 4-matic	430		01.13				
	CLS 250 CDI	150		09.12		13.0460-7259.2	607259	24862 16,7 +/WE ATE
	CLS 350	225		09.12		13.0470-7259.2	LD7259	24862 16,7 +/WE ATE
	CLS 350 CDI	195		09.12		24.8190-0410.2	620410	1 Warnkontakt L=97,5mm
	CLS 350 CDI 4-matic	195		09.12				
	CLS 500	300		09.12				
	CLS 500 4-matic	300		09.12				
	CLS 63 AMG	386		09.12		24.8190-0420.2	620420	1 Warnkontakt L=119mm
	CLS 63 AMG	410		01.13				
	CLS 63 AMG 4-matic	410		01.13				
	CLS 63 AMG S	430		01.13				
	CLS 63 AMG S 4-matic	430		01.13				
	CLS 250 CDI	150		09.12		24.0110-0278.1	410278	300 10,0 8,3 +S +B
	CLS 350	225		09.12		24.0122-0201.1	422201	300 22,0 19,4 V +S +B
	CLS 350 CDI	195		09.12				
	CLS 350 CDI 4-matic	195		09.12				
	CLS 500	300		09.12		24.0124-0236.1	424236	320 24,0 21,4 V L +S +B
	CLS 500 4-matic	300		09.12				
	CLS 250 CDI	150		09.12		03.0137-4007.2	654007	180 x 25 /Zub
	CLS 350	225		09.12				
	CLS 350 CDI	195		09.12				
	CLS 350 CDI 4-matic	195		09.12				
	CLS 500	300		09.12				
	CLS 500 4-matic	300		09.12				
	CLS 63 AMG	386		09.12				
	CLS 63 AMG	410		01.13				
	CLS 63 AMG 4-matic	410		01.13				
	CLS 63 AMG S	430		01.13				
	CLS 63 AMG S 4-matic	430		01.13				
MERCEDES BENZ E-Klasse (W124) Limousine (93-95)								
	E 200	100		06.93	06.95	13.0460-2927.2	602927	20941 19,3 /WE/S LUC
	E 200 D	55		06.93	06.95	13.0470-2927.2	LD2927	20941 19,3 /WE/S LUC
	E 220	110		06.93	06.95	24.8190-0402.2	620402	2 Warnkontakt L=68(150)mm
	E 250 D	83		07.93	06.95			
	E 250 Turbo-D	93		06.93	06.95			
	E 280	145		06.93	06.95			
	E 300 4-matic	132		06.93	06.95			
	E 300 D	100		07.93	06.95			
	E 300 Turbo-D	108		06.93	06.95			
	E 300 Turbo-D 4-matic	108		06.93	06.95			
	E 280	142	B 864307	06.93	06.95	13.0460-4201.2	604201	21153 17,5 /WE ATE
	E 320	162	B 864307	06.93	06.95	24.8190-0401.2	620401	2 Warnkontakt L=95mm
	E 36 AMG	200		07.94	06.95	13.0460-0219.2	610219	Einbausatz ATE
	E 420	205	B 938569		06.95			
	E 500	235		06.93	06.95			
	E 60 AMG	280		05.94	06.95			
	E 280	142	B 864308		06.95	13.0460-4202.2	604202	21153 16,0 /WE ATE
	E 320	162	B 864308		06.95	24.8190-0401.2	620401	2 Warnkontakt L=95mm
	E 420	205	B 938568	06.93		13.0460-0268.2	610268	Einbausatz
	E 200	100		06.93	06.95	24.0122-0123.1	422123	284 22,0 19,4 V L +S +B
	E 220	110		06.93	06.95	13.8190-0242.1	990124	4 Halterschraube
	E 250 Turbo-D	93		06.93	06.95			
	E 280	145		06.93	06.95			
	E 300 D	100		07.93	06.95			
	E 300 Turbo-D	108		06.93	06.95			

1) - sport package / - pacchetto sportivo / - version sport / - kit deportivo
2) + sports package / + pacchetto sportivo / + version sport / + kit deportivo
3) - ceramic brake / - freno in ceramica / - frein de céramique / - freno de cerámica



MERCEDES BENZ E-Klasse (W124) Limousine (93-95)

	E 200 D	55		06.93	06.95	24.0112-0117.1	412117		284 12,0 10,0 +S +B
	E 250 D	83		07.93	06.95				
	E 300 4-matic	132		06.93	06.95	24.0122-0134.1	422134		284 22,0 19,4 V L +B
	E 300 Turbo-D 4-matic	108		06.93	06.95	13.8190-0330.1	990134	4	Halterschraube
	E 280	142	B 864307	06.93		24.0122-0136.1	422136		295 22,0 19,4 V L +B
	E 320	162	B 864307	06.93		13.8190-0242.1	990124	4	Halterschraube
	E 280	142	B 864308		06.95	24.0125-0107.1	425107		294 25,0 22,4 V L +B
	E 320	162	B 864308		06.95	13.8190-0242.1	990124	4	Halterschraube
	E 420	205	B 938568	06.93					
	E 36 AMG	200		07.94	06.95	24.0130-0121.1	430121		320 30,0 28,0 V L +B
E 420	205	B 938569		06.95	24.0130-0122.1	430122		320 30,0 28,0 V L +B	
E 500	235	B 927761		06.95					
E 60 AMG	280		05.94	06.95					
E 500	235	B 927760	06.93		24.0128-0103.1	428103		300 28,0 25,4 V L +B	
	E 200	100		06.93	06.95	13.0460-4034.2	604034		20687 15,5 ATE
	E 200 D	55		06.93	06.95	13.0460-0186.2	610186		Einbausatz ATE
	E 220	110		06.93	06.95				
	E 250 D	83		07.93	06.95				
	E 250 Turbo-D	93		06.93	06.95				
	E 280	145		06.93	06.95	- ASR			
	E 300 4-matic	132		06.93	06.95				
	E 300 D	100		07.93	06.95				
	E 300 Turbo-D	108		06.93	06.95				
	E 300 Turbo-D 4-matic	108		06.93	06.95				
	E 280	145		06.93	06.95	+ ASR			
	E 280	142		06.93	06.95	13.0460-3504.2	603504		21301 15,5 /WE ATE
	E 320	162		06.93	06.95	24.8190-0401.2	620401	4	Warnkontakt L=95mm
	E 36 AMG	200		07.94	06.95	13.0460-3805.2	603805		21197 15,0 /WE ATE
	E 420	205		06.93	06.95	13.0470-3805.2	LD3805		21197 15,0 /WE ATE
E 500	235	B 927760	06.93		24.8190-0401.2	620401	2	Warnkontakt L=95mm	
E 60 AMG	280	B 927760	05.94						
E 500	235	B 927761		06.95	13.0460-4047.2	604047		21305 16,1 /WE ATE	
E 60 AMG	280	B 927761		06.95	13.0470-4047.2	LD4047		21305 16,1 /WE ATE	
					24.8190-0401.2	620401	4	Warnkontakt L=95mm	
	E 200	100		06.93	06.95	24.0109-0120.1	409120		258 9,0 7,3 +S +B
	E 200 D	55		06.93	06.95	24.0309-0120.1	509120		258 9,0 7,3 +S +B PD
	E 220	110		06.93	06.95				
	E 250 D	83		07.93	06.95				
	E 250 Turbo-D	93		06.93	06.95				
	E 280	145		06.93	06.95				
	E 300 4-matic	132		06.93	06.95				
	E 300 D	100		07.93	06.95				
	E 300 Turbo-D	108		06.93	06.95				
	E 300 Turbo-D 4-matic	108		06.93	06.95				
	E 280	142		06.93	06.95	24.0120-0199.1	420199		278 19,9 17,4 V L
	E 320	162		06.93	06.95	24.0109-0114.1	409114		278 9,0 7,3 +S +B
	E 36 AMG	200		07.94	06.95	24.0309-0114.1	509114		278 9,0 7,3 +S +B PD
	E 420	205		06.93	06.95	24.0124-0188.1	424188		278 24,0 21,4 V L +B
E 500	235	B 927761		06.95	24.0122-0218.1	422218		300 22,0 19,4 V L +B	
E 60 AMG	280	B 927761		06.95					
	E 200	100		06.93	06.95	03.0137-0170.2	650170		164 x 20 /Zub
	E 200 D	55		06.93	06.95				
	E 220	110		06.93	06.95				
	E 250 D	83		07.93	06.95				
	E 250 Turbo-D	93		06.93	06.95				
	E 280	142		06.93	06.95				
	E 280	145		06.93	06.95				
	E 300 4-matic	132		06.93	06.95				
	E 300 D	100		07.93	06.95				
	E 300 Turbo-D	108		06.93	06.95				
	E 300 Turbo-D 4-matic	108		06.93	06.95				
	E 320	162		06.93	06.95				
	E 36 AMG	200		07.94	06.95				
	E 420	205		06.93	06.95				
	E 500	235		06.93	06.95				
E 60 AMG	280		05.94	06.95					

MERCEDES BENZ E-Klasse (S124) Kombi (93-96)

	E 200	100		06.93	06.96	13.0460-2927.2	602927		20941 19,3 /WE/S LUC
	E 220	110		06.93	06.96	13.0470-2927.2	LD2927		20941 19,3 /WE/S LUC
	E 250 D	83		06.93	06.96	24.8190-0402.2	620402	2	Warnkontakt L=68(150)mm
	E 250 Turbo D	93		06.93	06.96				
	E 280	145		06.93	06.96				
	E 300 4-matic	132		06.93	06.96				
	E 300 D	100		06.93	06.96				
	E 300 Turbo D	108		06.93	06.96				
	E 300 Turbo D 4-matic	108		06.93	06.96				
	E 300 TE-24	162		06.93	06.96	13.0460-4201.2	604201		21153 17,5 /WE ATE
	E 320	162	F 242721	06.93	06.96	24.8190-0401.2	620401	2	Warnkontakt L=95mm
	E 36 AMG	200		05.94	06.96				
	E 320	162	F 242722		06.96	13.0460-4202.2	604202		21153 16,0 /WE ATE
					13.0460-0268.2	610268		Einbausatz ATE	
					24.8190-0401.2	620401	2	Warnkontakt L=95mm	






















MERCEDES BENZ E-Klasse (S124) Kombi (93-96)

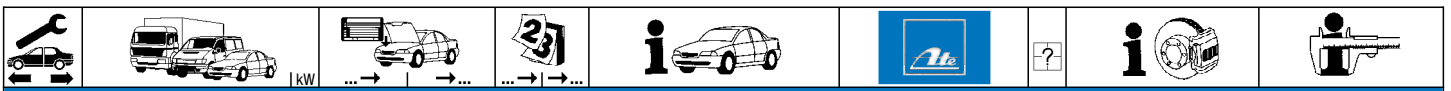
	E 200	100		06.93	06.96	24.0122-0123.1	422123	4		284 22,0 19,4 V L +S +B Halterschraube	
	E 220	110		06.93	06.96	13.8190-0242.1	990124				
	E 250 Turbo D	93		06.93	06.96						
	E 280	145		06.93	06.96						
	E 300 D	100		06.93	06.96						
	E 300 Turbo D	108		06.93	06.96						
	E 250 D	83		06.93	06.96	24.0112-0117.1	412117	4		284 12,0 10,0 +S +B Halterschraube	
						13.8190-0242.1	990124				
	E 300 4-matic	132		06.93	06.96	24.0122-0134.1	422134	4		284 22,0 19,4 V L +B Halterschraube	
	E 300 Turbo D 4-matic	108		06.93	06.96	13.8190-0330.1	990134				
E 300 TE-24	162		06.93	06.96	24.0122-0136.1	422136			295 22,0 19,4 V L +B		
E 320	162	F 242721	06.93	06.96							
E 320	162	F 242722		06.96	24.0125-0107.1	425107	4		294 25,0 22,4 V L +B Halterschraube		
					13.8190-0242.1	990124					
E 36 AMG	200		05.94	06.96	24.0130-0121.1	430121	4		320 30,0 28,0 V L +B 320 30,0 28,0 V L +B Halterschraube		
					24.0130-0122.1	430122					
					13.8190-0242.1	990124					
	E 200	100		06.93	06.96	13.0460-3805.2	603805	2		21197 15,0 /WE 21197 15,0 /WE Einbausatz Warnkontakt L=95mm	ATE ATE ATE
	E 220	110		06.93	06.96	13.0470-3805.2	LD3805				
	E 250 D	83		06.93	06.96	13.0460-0186.2	610186				
	E 250 Turbo D	93		06.93	06.96	24.8190-0401.2	620401				
	E 280	145		06.93	06.96						
	E 300 4-matic	132		06.93	06.96						
	E 300 D	100		06.93	06.96						
	E 300 TE-24	162		06.93	06.96						
	E 300 Turbo D	108		06.93	06.96						
	E 300 Turbo D 4-matic	108		06.93	06.96						
E 320	162	F 323055	06.93	06.96			2		21305 16,1 /WE 21305 16,1 /WE Warnkontakt L=95mm	ATE ATE	
E 36 AMG	200	F 323055	05.94	06.96	13.0460-4047.2	604047					
					13.0470-4047.2	LD4047	2		278 9,0 7,3 +S +B 278 9,0 7,3 +S +B PD		
					24.8190-0401.2	620401					
	E 200	100		06.93	06.96	24.0109-0114.1	409114			278 9,0 7,3 +S +B 278 9,0 7,3 +S +B PD	
	E 220	110		06.93	06.96	24.0309-0114.1	509114				
	E 250 D	83		06.93	06.96						
	E 250 Turbo D	93		06.93	06.96						
	E 280	145		06.93	06.96						
	E 300 4-matic	132		06.93	06.96						
	E 300 D	100		06.93	06.96						
	E 300 Turbo D	108		06.93	06.96						
	E 300 Turbo D 4-matic	108		06.93	06.96						
	E 300 TE-24	162		06.93	06.96	24.0120-0199.1	420199				
E 320	162	F 323055	06.93	06.96							
E 36 AMG	200	F 323055	05.94	06.96							
	E 200	100		06.93	06.96	03.0137-0170.2	650170			164 x 20 /Zub	
	E 220	110		06.93	06.96						
	E 250 D	83		06.93	06.96						
	E 250 Turbo D	93		06.93	06.96						
	E 280	145		06.93	06.96						
	E 300 4-matic	132		06.93	06.96						
	E 300 D	100		06.93	06.96						
	E 300 TE-24	162		06.93	06.96						
	E 300 Turbo D	108		06.93	06.96						
	E 300 Turbo D 4-matic	108		06.93	06.96						
E 320	162		06.93	06.96							
E 36 AMG	200		05.94	06.96							

MERCEDES BENZ E-Klasse (C124) Coupe (93-97)

	E 200	100		06.93	06.97	13.0460-2927.2	602927	2		20941 19,3 /WE/S 20941 19,3 /WE/S Warnkontakt L=68(150)mm	LUC LUC
	E 220	110		06.93	06.97	13.0470-2927.2	LD2927				
						24.8190-0402.2	620402				
	E 320	162	B 862121	06.93	06.97	13.0460-4201.2	604201	2		21153 17,5 /WE Warnkontakt L=95mm	ATE
	E 36 AMG	195		06.93	04.95	24.8190-0401.2	620401				
	E 36 AMG	200		05.94	06.97						
	E 320	162	B 862122		06.97	13.0460-4202.2	604202				
	E 200	100		06.93	06.97	24.0122-0123.1	422123			284 22,0 19,4 V L +S +B	
	E 220	110		06.93	06.97						
	E 320	162	B 862121	06.93	06.97	24.0122-0136.1	422136				
	E 320	162	B 862122		06.97	24.0125-0107.1	425107				
	E 36 AMG	195		06.93	04.95	24.0130-0121.1	430121	4		320 30,0 28,0 V L +B 320 30,0 28,0 V L +B Halterschraube	
	E 36 AMG	200		05.94	06.97	24.0130-0122.1	430122				
						13.8190-0242.1	990124				
	E 200	100		06.93	06.97	13.0460-4034.2	604034	2		20687 15,5 Einbausatz	ATE ATE ATE
	E 220	110		06.93	06.97	13.0460-0186.2	610186				
	E 320	162		06.93	06.97	13.0460-3805.2	603805				
	E 36 AMG	195		06.93	04.95	13.0470-3805.2	LD3805				
	E 36 AMG	200		05.94	06.97	24.8190-0401.2	620401			21197 15,0 /WE 21197 15,0 /WE Einbausatz Warnkontakt L=95mm	ATE ATE ATE
						13.0460-0186.2	610186				
						24.0109-0120.1	409120				
						24.0309-0120.1	509120				
	E 200	100		06.93	06.97	24.0109-0114.1	409114			258 9,0 7,3 +S +B 258 9,0 7,3 +S +B PD	
	E 220	110		06.93	06.97	24.0309-0114.1	509114				
	E 320	162		06.93	06.97						
	E 36 AMG	195		06.93	04.95						
	E 36 AMG	200		05.94	06.97					278 9,0 7,3 +S +B 278 9,0 7,3 +S +B PD	

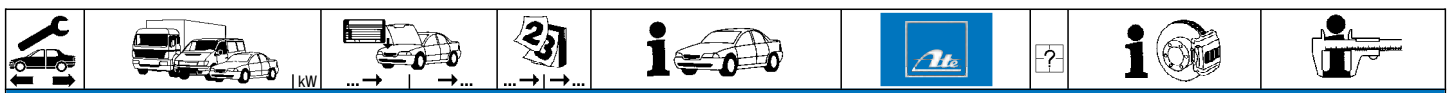


        											
MERCEDES BENZ E-Klasse (C124) Coupe (93-97)											
	E 200 E 220 E 320 E 36 AMG E 36 AMG	100 110 162 195 200		06.93 06.93 06.93 06.93 05.94	06.97 06.97 06.97 04.95 06.97		03.0137-0170.2	650170		164 x 20 /Zub	
MERCEDES BENZ E-Klasse (A124) Cabrio (93-98)											
	E 200 E 220	100 110		06.93 06.93	03.98 03.98		13.0460-2927.2 13.0470-2927.2	602927 LD2927		20941 19,3 /WE/S 20941 19,3 /WE/S Warnkontakt L=68(150)mm	LUC LUC
	E 320 E 36 AMG	162 200	B 862121	06.93 05.94	03.98 03.98		13.0460-4201.2 24.8190-0401.2	604201 620401	2	21153 17,5 /WE Warnkontakt L=95mm	ATE
	E 320	162	B 862122		03.98		13.0460-4202.2 24.8190-0401.2	604202 620401	2	21153 16,0 /WE Warnkontakt L=95mm Einbausatz	ATE
	E 200 E 220	100 110		06.93 06.93	03.98 03.98		24.0122-0123.1 13.8190-0242.1	422123 990124	4	284 22,0 19,4 V L +S +B Halterschraube	
	E 320	162	B 862121	06.93			24.0122-0136.1 13.8190-0242.1	422136 990124	4	295 22,0 19,4 V L +B Halterschraube	
	E 320	162	B 862122		03.98		24.0125-0107.1 13.8190-0242.1	425107 990124	4	294 25,0 22,4 V L +B Halterschraube	
	E 36 AMG	200		05.94	03.98		24.0130-0121.1 24.0130-0122.1	430121 430122	4	320 30,0 28,0 V L +B 320 30,0 28,0 V L +B Halterschraube	
	E 200 E 220 E 320 E 36 AMG	100 110 162 200		06.93 06.93 06.93 05.94	03.98 03.98 03.98 03.98		13.0460-3805.2 13.0470-3805.2 24.8190-0401.2 13.0460-0186.2	603805 LD3805 620401 610186	2	21197 15,0 /WE 21197 15,0 /WE Warnkontakt L=95mm Einbausatz	ATE ATE ATE
	E 200 E 220 E 320 E 36 AMG	100 110 162 200		06.93 06.93 06.93 05.94	03.98 03.98 03.98 03.98		24.0109-0114.1 24.0309-0114.1	409114 509114		278 9,0 7,3 +S +B 278 9,0 7,3 +S +B PD	
	E 200 E 220 E 320 E 36 AMG	100 110 162 200		06.93 06.93 06.93 05.94	03.98 03.98 03.98 03.98		03.0137-0170.2	650170		164 x 20 /Zub	
MERCEDES BENZ E-Klasse (W210) Limousine (95-02)											
	E 200 E 200 CDI E 200 D E 200 Kompressor E 220 CDI E 220 D E 230 E 240 E 250 D E 250 D E 250 TD E 290 TD E 300 D			06.95 07.98 10.96 08.00 07.98 06.95 06.95 09.97 06.95 06.95 09.97 01.96 06.95	04.02 04.02 04.02 + ⊕ 04.02 04.02 06.98 08.97 04.02 - ESP 04.02 + ⊕ 04.02 04.02 04.02 04.02 04.02		13.0460-7086.2 13.0470-7086.2 24.8190-0401.2	607086 LD7086 620401	2	21664 19,8 +/WE 21664 19,8 +/WE Warnkontakt L=95mm	ATE ATE
	E 200 Kompressor E 240 E 270 CDI E 280 E 280 4-matic E 300 TD E 320 E 320 4-matic E 320 CDI	137		09.97 09.97 07.99 01.96 10.96 10.96 06.95 06.97 07.99	04.02 04.02 + ESP 04.02 04.02 04.02 04.02 04.02 04.02 04.02		13.0460-7087.2 13.0470-7087.2 24.8190-0401.2	607087 LD7087 620401	2	21670 19,4 +/WE 21670 19,4 +/WE Warnkontakt L=95mm	ATE ATE
	E 420 E 430		A 962231 / X 027613 A 962231 / X 027613	01.96 09.97			13.0460-4201.2 13.0460-0268.2 24.8190-0401.2	604201 610268 620401	2	21153 17,5 /WE Einbausatz Warnkontakt L=95mm	ATE
	E 420 E 430 E 430 4-matic E 50 AMG E 55 AMG		A 962232 / X 027614 A 962232 / X 027614		04.02 04.02 05.99 01.96 09.97		13.0460-7183.2 24.8190-0419.2	607183 620419	2	21484 20,5 +/WE Warnkontakt L=74mm	ATE
	E 200 E 200 CDI E 200 D E 200 Kompressor E 220 CDI E 220 D E 230 E 240 E 250 D E 250 D E 250 TD E 290 TD E 300 D	120		06.95 07.98 10.96 08.00 07.98 06.95 06.95 09.97 06.95 06.95 09.97 01.96 06.95	04.02 04.02 04.02 + ⊕ 04.02 04.02 06.98 08.97 04.02 04.02 + ⊕ 04.02 04.02 04.02 04.02		24.0125-0110.1 24.0325-0110.1 13.8190-0330.1	425110 525110 990134	4	288 25,0 22,4 V L +S +B 288 25,0 22,4 V L +S +B PD Halterschraube	
	E 200 Kompressor E 270 CDI E 280 E 280 4-matic E 300 TD	137		09.97 07.99 01.96 10.96 10.96	04.02 04.02 04.02 04.02 04.02		24.0128-0106.1 24.0328-0106.1 13.8190-0330.1	428106 528106 990134	4	300 28,0 25,4 V L +S +B 300 28,0 25,4 V L +S +B PD Halterschraube	



MERCEDES BENZ E-Klasse (W210) Limousine (95-02)

	E 320			06.95	04.02		24.0128-0106.1	428106		300 28,0 25,4 V L +S +B		
	E 320 4-matic			06.97	04.02		24.0328-0106.1	528106		300 28,0 25,4 V L +S +B PD		
	E 320 CDI			07.99	04.02		13.8190-0330.1	990134	4	Halterschraube		
	E 420		A 962231 / X 027613	01.96			24.0128-0126.1	428126		316 28,0 25,4 V L +B		
	E 430		A 962231 / X 027613	09.97			13.8190-0330.1	990134	4	Halterschraube		
	E 420		A 962232 / X 027614		04.02		24.0132-0159.1	432159		330 32,0 29,4 V L +B		
	E 430		A 962232 / X 027614		04.02		13.8190-0330.1	990134	4	Halterschraube		
	E 430 4-matic			05.99	04.02							
	E 50 AMG			01.96	08.97		13.8190-0330.1	990134	4	Halterschraube		
	E 55 AMG			09.97	04.02		13.8190-0330.1	990134	4	Halterschraube		
	E 200		A379346	06.95			13.0460-3805.2	603805		21197 15,0 /WE	ATE	
	E 200 D		A379346	10.96		+ P	13.0470-3805.2	LD3805		21197 15,0 /WE	ATE	
	E 220 D		A379346	06.95			13.0460-0215.2	610215		Einbausatz	ATE	
	E 230		A379346	06.95			24.8190-0401.2	620401	2	Warnkontakt L=95mm		
	E 240		A379346	09.97								
	E 250 D		A379346	06.95		+ I						
	E 250 D		A379346	06.95								
	E 290 TD		A379346	01.96								
	E 300 D		A379346	06.95								
	E 200		A379347		04.02		13.0460-4064.2	604064		21919 15,3 /Zub	ATE	
	E 200 CDI			07.98	04.02		13.0470-4064.2	LD4064		21919 15,3 /Zub	ATE	
	E 200 D		A379347		04.02	+ P	13.0460-0229.2	610229		Einbausatz	ATE	
	E 200 Kompressor	120		08.00	04.02							
	E 220 CDI			07.98	04.02							
	E 220 D		A379347		06.98							
	E 230		A379347		08.97							
	E 240		A379347		04.02							
	E 250 D		A379347		04.02	+ I						
	E 250 D		A379347		04.02							
	E 250 TD			09.97	04.02							
	E 290 TD		A379347		04.02							
	E 300 D		A379347		04.02							
	E 280		A379346	01.96			13.0460-4047.2	604047		21305 16,1 /WE	ATE	
	E 280 4-matic		A379346	10.96			13.0470-4047.2	LD4047		21305 16,1 /WE	ATE	
	E 300 TD		A379346	10.96			24.8190-0401.2	620401	2	Warnkontakt L=95mm		
	E 320		A379346	06.95								
	E 320 4-matic		A379346	06.97								
	E 420		A379346	01.96								
	E 430		A379346	09.97								
	E 55 AMG			09.97	04.02							
	E 200 Kompressor	137		09.97	04.02		13.0460-4065.2	604065		21899 15,3 /WE/Zub	ATE	
	E 270 CDI			07.99	04.02		13.0470-4065.2	LD4065		21899 15,3 /WE/Zub	ATE	
	E 280		A379347		04.02		13.0460-0258.2	610258		Einbausatz		
	E 280 4-matic		A379347		04.02		24.8190-0401.2	620401	2	Warnkontakt L=95mm		
	E 300 TD		A379347		04.02							
	E 320		A379347		04.02							
	E 320 4-matic		A379347		04.02							
	E 320 CDI			07.99	04.02							
	E 420		A379347		08.97							
	E 430		A379347		04.02							
	E 430 4-matic			05.99	04.02		13.0460-4047.2	604047		21305 16,1 /WE	ATE	
							13.0470-4047.2	LD4047		21305 16,1 /WE	ATE	
						24.8190-0401.2	620401	2	Warnkontakt L=95mm			
	E 50 AMG			01.96	08.97		24.8190-0401.2	620401	2	Warnkontakt L=95mm		
	E 200			06.95	04.02		24.0109-0114.1	409114		278 9,0 7,3 +S +B		
	E 200 CDI			07.98	04.02		24.0309-0114.1	509114		278 9,0 7,3 +S +B PD		
	E 200 D			10.96	04.02	+ P						
	E 200 Kompressor	120		08.00	04.02							
	E 220 CDI			07.98	04.02							
	E 220 D			06.95	06.98							
	E 230			06.95	08.97							
	E 240			09.97	04.02							
	E 250 D			06.95	04.02	+ I						
	E 250 D			06.95	04.02							
	E 250 TD			09.97	04.02							
	E 290 TD			01.96	04.02							
	E 300 D			06.95	04.02							
	E 200 Kompressor	137		09.97	04.02		24.0110-0217.1	410217		290 10,0 8,3 +S +B		
	E 270 CDI			07.99	04.02		24.0310-0217.1	510217		290 10,0 8,3 +S +B PD		
	E 280			01.96	04.02							
	E 280 4-matic			10.96	04.02							
	E 300 TD			10.96	04.02							
	E 320			06.95	04.02							
E 320 4-matic			06.97	04.02								
	E 320 CDI			07.99	04.02							
	E 420			01.96	08.97							
	E 430			09.97	04.02							
	E 50 AMG			01.96	08.97		24.0122-0218.1	422218		300 22,0 19,4 V L +B		
	E 430 4-matic			05.99	04.02		24.0122-0228.1	422228		300 22,0 19,4 V L +B		
	E 55 AMG			09.97	04.02							
		E 200			06.95	04.02		03.0137-0170.2	650170		164 x 20 /Zub	
		E 200 CDI			07.98	04.02						
		E 200 D			10.96	04.02	+ P					
		E 200 Kompressor	120		08.00	04.02						
E 200 Kompressor		137		09.97	04.02							



MERCEDES BENZ E-Klasse (W210) Limousine (95-02)

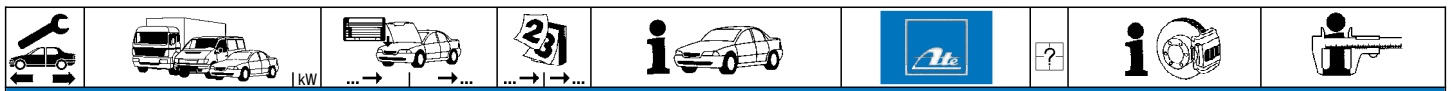
	E 220 CDI			07.98	04.02		03.0137-0170.2	650170			164 x 20 /Zub
	E 220 D			06.95	06.98						
	E 230			06.95	08.97						
	E 240			09.97	04.02						
	E 250 D			06.95	04.02	+ ①					
	E 250 D			06.95	04.02						
	E 250 TD			09.97	04.02						
	E 270 CDI			07.99	04.02						
	E 280			01.96	04.02						
	E 280 4-matic			10.96	04.02						
	E 290 TD			01.96	04.02						
	E 300 D			06.95	04.02						
	E 300 TD			10.96	04.02						
	E 320			06.95	04.02						
	E 320 4-matic			06.97	04.02						
	E 320 CDI			07.99	04.02						
	E 420			01.96	08.97						
	E 430			09.97	04.02						
	E 430 4-matic			05.99	04.02						
	E 50 AMG			01.96	08.97						
	E 55 AMG			09.97	04.02						

MERCEDES BENZ E-Klasse (S210) Kombi (96-03)

	E 200			05.96	04.03		13.0460-7086.2	607086			21664 19,8 +/WE	ATE
	E 200 Kompressor	120		08.00	04.03		13.0470-7086.2	LD7086			21664 19,8 +/WE	ATE
	E 220 CDI			07.98	04.03	+ Radstand 2833mm ¹⁾	24.8190-0401.2	620401	2		Warnkontakt L=95mm	
	E 230			05.96	08.97							
	E 240			09.97	04.03							
	E 250 D			05.96	04.03	+ ① / + Radstand 2833mm ²⁾						
	E 250 D			05.96	04.03	+ Radstand 2833mm ¹⁾						
	E 250 TD			09.97	04.03							
	E 290 TD			05.96	04.03	+ Radstand 2833mm ¹⁾						
	E 200 Kompressor	137		09.97	04.03		13.0460-7087.2	607087			21670 19,4 +/WE	ATE
	E 220 CDI			07.98	04.03	+ Radstand 3570mm ³⁾	13.0470-7087.2	LD7087			21670 19,4 +/WE	ATE
	E 250 D			05.96	04.03	+ Radstand 3570mm ³⁾	24.8190-0401.2	620401	2		Warnkontakt L=95mm	
	E 270 CDI			07.99	04.03							
	E 280			10.96	04.03	+ Radstand 3570mm ³⁾						
	E 280 4-matic			10.96	04.03							
	E 290 TD			05.96	04.03	+ Radstand 3570mm ³⁾						
	E 300 TD			10.96	04.03							
	E 320			10.96	04.03							
	E 320 4-matic			06.97	04.03							
	E 320 CDI			07.99	04.03							
	E 420			05.96	04.03		13.0460-4201.2	604201			21153 17,5 /WE	ATE
	E 430			09.97	04.03		13.0460-0268.2	610268			Einbausatz	
							24.8190-0401.2	620401	2		Warnkontakt L=95mm	
	E 420		A 962232 / X 027614		04.03		13.0460-7183.2	607183			21484 20,5 +/WE	ATE
	E 430		A 962232 / X 027614		04.03		24.8190-0419.2	620419	2		Warnkontakt L=74mm	
	E 430 4-matic			05.99	04.03							
	E 55 AMG			09.97	04.03							
	E 200			05.96	04.03		24.0125-0110.1	425110			288 25,0 22,4 V L +S +B	
	E 200 Kompressor	120		08.00	04.03		24.0325-0110.1	525110			288 25,0 22,4 V L +S +B PD	
	E 220 CDI			07.98	04.03	+ Radstand 2833mm ¹⁾	13.8190-0330.1	990134	4		Halterschraube	
	E 230			05.96	08.97							
	E 240			09.97	04.03							
	E 250 D			05.96	04.03	+ ① / + Radstand 2833mm ²⁾						
	E 250 D			05.96	04.03	+ Radstand 2833mm ¹⁾						
	E 250 TD			09.97	04.03							
	E 290 TD			05.96	04.03	+ Radstand 2833mm ¹⁾						
	E 200 Kompressor	137		09.97	04.03		24.0128-0106.1	428106			300 28,0 25,4 V L +S +B	
	E 220 CDI			07.98	04.03	+ Radstand 3570mm ³⁾	24.0328-0106.1	528106			300 28,0 25,4 V L +S +B PD	
	E 250 D			05.96	04.03	+ Radstand 3570mm ³⁾	13.8190-0330.1	990134	4		Halterschraube	
	E 270 CDI			07.99	04.03							
	E 280			10.96	04.03	+ Radstand 3570mm ³⁾						
	E 280 4-matic			10.96	04.03							
	E 290 TD			05.96	04.03	+ Radstand 3570mm ³⁾						
	E 300 TD			10.96	04.03							
	E 320			10.96	04.03							
	E 320 4-matic			06.97	04.03							
	E 320 CDI			07.99	04.03							
	E 420			05.96	04.03		24.0128-0126.1	428126			316 28,0 25,4 V L +B	
	E 430			09.97	04.03		13.8190-0330.1	990134	4		Halterschraube	
	E 420		A 962232 / X 027614		04.03		24.0132-0159.1	432159			330 32,0 29,4 V L +B	
	E 430		A 962232 / X 027614		04.03		13.8190-0330.1	990134	4		Halterschraube	
	E 430 4-matic			05.99	04.03							
	E 55 AMG			09.97	04.03		13.8190-0330.1	990134	4		Halterschraube	
	E 200			05.96	04.03		13.0460-4047.2	604047			21305 16,1 /WE	ATE
	E 200 Kompressor			09.97	04.03		13.0470-4047.2	LD4047			21305 16,1 /WE	ATE
	E 220 CDI			07.98	04.03		24.8190-0401.2	620401	2		Warnkontakt L=95mm	
	E 230			05.96	08.97							
	E 240			09.97	04.03							
	E 250 D			05.96	04.03	+ ① / + Radstand 2833mm ²⁾						
	E 250 D			05.96	04.03	+ Radstand 2833mm ¹⁾						
	E 250 D			05.96	04.03	+ Radstand 3570mm ³⁾						
	E 250 TD			09.97	04.03							
	E 270 CDI			07.99	04.03							

1) + wheel base 2833 mm / + passo 2833 mm / + empattement 2833 mm / + distancia entre ejes 2833 mm
 2) + ① / + wheel base 2833mm / + ① / + passo 2833mm / + ① / + empattement 2833mm / + ① / + dist.entre ejes 2833mm
 3) + wheel base 3570 mm / + passo 3570 mm / + empattement 3570 mm / + distancia entre ejes 3570 mm





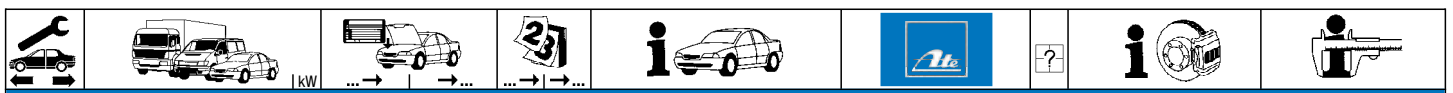
MERCEDES BENZ E-Klasse (W211) Limousine (02-09)

	E 220 CDI	125		04.06	02.09	+ Sportpaket / + Sportpaket AMG ¹⁾	13.0460-4990.2	604990		23745 17,4 +/WE(1,8/7) BRE 23745 17,4 +/WE(1,8/7) BRE Einbausatz Warnkontakt L=100mm Warnkontakt L=97,5mm
	E 230	150		04.06	02.09	+ Sportpaket / + Sportpaket AMG ¹⁾	13.0470-4990.2	LD4990		
	E 280	170		05.05	02.09	+ Sportpaket / + Sportpaket AMG ¹⁾	13.0460-0275.2	610275		
	E 280 CDI	140		03.05	02.09	+ Sportpaket / + Sportpaket AMG ¹⁾	24.8190-0416.2	620416		
	E 300 Bluetec	155		09.07	02.09	+ Sportpaket / + Sportpaket AMG ¹⁾	24.8190-0410.2	620410		
	E 320	165	A 400547	03.02						
	E 320 CDI	150	A 400547	11.02						
	E 320 CDI	165		03.05	02.09	+ Sportpaket / + Sportpaket AMG ¹⁾				
	E 350	200		12.04	02.09					
	E 350 CGI	215		09.07	02.09					
	E 400 CDI	191		03.03	02.09					
	E 500	225		03.02	02.09		13.0460-4990.2	604990		
							13.0460-0275.2	610275		
							24.8190-0416.2	620416		
							24.8190-0410.2	620410		
	E 240 4-matic	130		03.03	02.09		13.0460-7203.2	607203		
	E 280 4-matic	170		05.05	02.09	- Sportpaket / - Sportpaket AMG ²⁾	13.0470-7203.2	LD7203		
E 280 CDI 4-matic	140		03.05	02.09	- Sportpaket / - Sportpaket AMG ²⁾	24.8190-0416.2	620416			
E 320 4-matic	165		03.03	02.09		24.8190-0410.2	620410			
E 320 CDI 4-matic	165		03.05	02.09	- Sportpaket / - Sportpaket AMG ²⁾					
E 350 4-matic	200		12.04	02.09	- Sportpaket / - Sportpaket AMG ²⁾					
E 280 4-matic	170	A 870950	05.05		+ Sportpaket / + Sportpaket AMG ¹⁾	13.0460-7183.2	607183			
E 280 CDI 4-matic	140	A 870950	03.05		+ Sportpaket / + Sportpaket AMG ¹⁾	24.8190-0425.2	620425			
E 320 CDI 4-matic	165	A 870950	03.05		+ Sportpaket / + Sportpaket AMG ¹⁾					
E 350 4-matic	200	A 870950	12.04		+ Sportpaket / + Sportpaket AMG ¹⁾					
E 500 4-matic	225	A 870950	10.03		+ Sportpaket / + Sportpaket AMG ¹⁾					
E 280 4-matic	170	A 870951		02.09	+ Sportpaket / + Sportpaket AMG ¹⁾	13.0460-7220.2	607220			
E 280 CDI 4-matic	140	A 870951		02.09	+ Sportpaket / + Sportpaket AMG ¹⁾	13.0470-7220.2	LD7220			
E 320 CDI 4-matic	165	A 870951		02.09	+ Sportpaket / + Sportpaket AMG ¹⁾	24.8190-0425.2	620425			
E 350 4-matic	200	A 870951		02.09	+ Sportpaket / + Sportpaket AMG ¹⁾					
E 500 4-matic	225	A 870951		02.09		13.0460-7220.2	607220			
E 500 4-matic	285		04.06	02.09		24.8190-0425.2	620425			
E 420 CDI	231		01.06	02.09		13.0460-4817.2	604817			
E 500	285		04.06	02.09		24.8190-0420.2	620420			
E 55 Kompressor AMG	350		10.02	02.09		13.0460-4997.2	604997			
						24.8190-0416.2	620416			
						24.8190-0410.2	620410			
E 63 AMG	378		03.06	02.09		13.0460-4839.2	604839			
						24.8190-0420.2	620420			
	E 200 CDI	75		05.02	02.09	- Sportpaket / - Sportpaket AMG ²⁾	24.0128-0141.1	428141	- Taxi	296 28,0 25,4 V L +B 295 28,0 25,4 V L +B
	E 200 CDI	90		05.02	02.09	- Sportpaket / - Sportpaket AMG ²⁾	24.0128-0176.1	428176		
	E 200 CDI	100		04.06	02.09	- Sportpaket / - Sportpaket AMG ²⁾				
	E 200 Kompressor	120		05.02	02.09	- Sportpaket / - Sportpaket AMG ²⁾				
	E 200 Kompressor	135		04.06	02.09	- Sportpaket / - Sportpaket AMG ²⁾				
	E 200 NGT	120		03.04	02.09	- Sportpaket / - Sportpaket AMG ²⁾				
	E 220 CDI	100		03.02	02.09	- Sportpaket / - Sportpaket AMG ²⁾				
	E 220 CDI	110		03.02	02.09	- Sportpaket / - Sportpaket AMG ²⁾				
	E 220 CDI	120		03.03	02.09	- Sportpaket / - Sportpaket AMG ²⁾				
	E 220 CDI	125		04.06	02.09	- Sportpaket / - Sportpaket AMG ²⁾				
	E 230	150		04.06	02.09	- Sportpaket / - Sportpaket AMG ²⁾				
	E 240	130		03.02	02.09					
	E 200 CDI	75		05.02	02.09	+ Sportpaket / + Sportpaket AMG ¹⁾	24.0132-0153.1	432153		
	E 200 CDI	90		05.02	02.09	+ Sportpaket / + Sportpaket AMG ¹⁾				
	E 200 CDI	100		04.06	02.09	+ Sportpaket / + Sportpaket AMG ¹⁾				
	E 200 Kompressor	120		05.02	02.09	+ Sportpaket / + Sportpaket AMG ¹⁾				
	E 200 Kompressor	135		04.06	02.09	+ Sportpaket / + Sportpaket AMG ¹⁾				
	E 200 NGT	120		03.04	02.09	+ Sportpaket / + Sportpaket AMG ¹⁾				
	E 220 CDI	100		03.02	02.09	+ Sportpaket / + Sportpaket AMG ¹⁾				
	E 220 CDI	110		03.02	02.09	+ Sportpaket / + Sportpaket AMG ¹⁾				
	E 220 CDI	120		03.03	02.09	+ Sportpaket / + Sportpaket AMG ¹⁾				
	E 220 CDI	125		04.06	02.09	+ Sportpaket / + Sportpaket AMG ¹⁾				
	E 230	150		04.06	02.09	+ Sportpaket / + Sportpaket AMG ¹⁾				
	E 280	170		05.05	02.09	+ Sportpaket / + Sportpaket AMG ¹⁾				
	E 280 CDI	140		03.05	02.09	+ Sportpaket / + Sportpaket AMG ¹⁾				
	E 300 Bluetec	155		09.07	02.09	+ Sportpaket / + Sportpaket AMG ¹⁾				
	E 320 CDI	165		03.05	02.09	+ Sportpaket / + Sportpaket AMG ¹⁾				
E 350	200		12.04	02.09	+ Sportpaket / + Sportpaket AMG ¹⁾					
E 350 CGI	215		09.07	02.09	+ Sportpaket / + Sportpaket AMG ¹⁾					
E 500	225		03.02	02.09	+ Sportpaket / + Sportpaket AMG ¹⁾					
E 240 4-matic	130		03.03	02.09		24.0130-0179.1	430179			
E 280 4-matic	170		05.05	02.09	- Sportpaket / - Sportpaket AMG ²⁾					
E 280 CDI 4-matic	140		03.05	02.09	- Sportpaket / - Sportpaket AMG ²⁾					
E 320 4-matic	165		03.03	02.09						
E 320 CDI 4-matic	165		03.05	02.09	- Sportpaket / - Sportpaket AMG ²⁾					
E 350 4-matic	200		12.04	02.09	- Sportpaket / - Sportpaket AMG ²⁾					
E 250 CDI	150		08.08	02.09		24.0128-0176.1	428176			
E 270 CDI	120		03.02	02.09						
E 270 CDI	130		03.02	02.09						
E 280	170		05.05	02.09	- Sportpaket / - Sportpaket AMG ²⁾					
E 280 CDI	130		05.04	02.09						
E 280 CDI	140		03.05	02.09	- Sportpaket / - Sportpaket AMG ²⁾					
E 300 Bluetec	155		09.07	02.09	- Sportpaket / - Sportpaket AMG ²⁾					
E 320	165	A 400548		02.09						
E 320 CDI	150	A 400548		02.09						
E 320 CDI	165		03.05	02.09	- Sportpaket / - Sportpaket AMG ²⁾					

¹⁾ + sports package/+ sports package AMG / + pacchetto sportivo/+ pacchetto sport.AMG / + version sport/+ version sport AMG / + kit sportivo/+ kit sportivo AMG

²⁾ - sport package/- sport package AMG / - pacchetto sportivo/- pacchetto sport.AMG / - version sport/- version sport AMG / - kit sportivo/- kit sportivo AMG





MERCEDES BENZ E-Klasse (W211) Limousine (02-09)

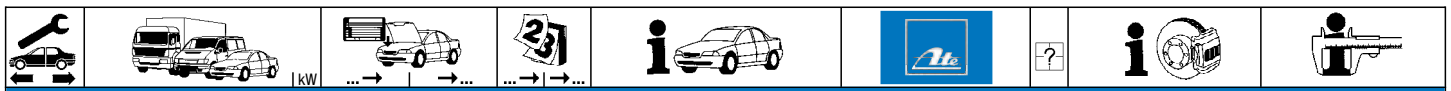
	E 280 4-matic	170		05.05	02.09	+ Sportpaket / + Sportpaket AMG ¹⁾	24.0132-0136.1	432136		330 32,0 30,0 V L +B
	E 280 CDI 4-matic	140		03.05	02.09	+ Sportpaket / + Sportpaket AMG ¹⁾				
	E 320 CDI 4-matic	165		03.05	02.09	+ Sportpaket / + Sportpaket AMG ¹⁾				
	E 350 4-matic	200		12.04	02.09	+ Sportpaket / + Sportpaket AMG ¹⁾				
	E 500 4-matic	225		10.03	02.09	+ Sportpaket / + Sportpaket AMG ¹⁾				
	E 500 4-matic	285		04.06	02.09	+ Sportpaket / + Sportpaket AMG ¹⁾				
	E 320	165	A 400547	03.02			24.0128-0142.1	428142		312 28,0 25,4 V L +B
	E 320 CDI	150	A 400547	11.02						
	E 350	200		12.04	02.09	- Sportpaket / - Sportpaket AMG ²⁾	24.0132-0144.1	432144		330 32,0 29,4 V L +S +B
	E 350 CGI	215		09.07	02.09	- Sportpaket / - Sportpaket AMG ²⁾				
E 400 CDI	191		03.03	02.09						
E 500	225		03.02	02.09	- Sportpaket / - Sportpaket AMG ²⁾					
E 420 CDI	231		01.06	02.09	- Sportpaket / - Sportpaket AMG ²⁾	24.0132-0139.1	432139		350 32,0 29,4 V L +S +B	
E 500	285		04.06	02.09	- Sportpaket / - Sportpaket AMG ²⁾					
E 420 CDI	231		01.06	02.09	+ Sportpaket / + Sportpaket AMG ¹⁾	24.0132-0138.1	432138		350 32,0 30,0 V L +S +B	
E 500	285		04.06	02.09	+ Sportpaket / + Sportpaket AMG ¹⁾					
E 500 4-matic	225		10.03	02.09	- Sportpaket / - Sportpaket AMG ²⁾	24.0132-0154.1	432154		330 32,0 29,4 V L +B	
E 500 4-matic	285		04.06	02.09	- Sportpaket / - Sportpaket AMG ²⁾					
E 55 Kompressor AMG	350		10.02	02.09		24.0136-0102.1	436102		360 36,0 34,0 V L +B	
	E 200 CDI	75		05.02	02.09		13.0460-7171.2	607171	1	23334 16,7 +WE 23334 16,7 +WE Warnkontakt L=97,5mm ATE
	E 200 CDI	90		05.02	02.09		13.0470-7171.2	LD7171		
	E 200 CDI	100		04.06	02.09		24.8190-0410.2	620410		
	E 200 Kompressor	120		05.02	02.09					
	E 200 Kompressor	135		04.06	02.09					
	E 200 NGT	120		03.04	02.09					
	E 220 CDI	100		03.02	02.09					
	E 220 CDI	110		03.02	02.09					
	E 220 CDI	120		03.03	02.09					
	E 220 CDI	125		04.06	02.09					
	E 230	150		04.06	02.09					
	E 240	130		03.02	02.09					
	E 240 4-matic	130		03.03	02.09					
	E 250 CDI	150		08.08	02.09					
	E 270 CDI	120		03.02	02.09					
	E 270 CDI	130		03.02	02.09					
	E 280	170		05.05	02.09					
	E 280 4-matic	170		05.05	02.09					
	E 280 CDI	130		05.04	02.09					
	E 280 CDI	140		03.05	02.09					
	E 280 CDI 4-matic	140		03.05	02.09					
	E 300 Bluetec	155		09.07	02.09					
	E 320	165		03.02	02.09					
	E 320 4-matic	165		03.03	02.09					
	E 320 CDI	150		11.02	02.09					
	E 320 CDI	165		03.05	02.09					
	E 320 CDI 4-matic	165		03.05	02.09					
	E 350	200		12.04	02.09					
	E 350 4-matic	200		12.04	02.09					
	E 350 CGI	215		09.07	02.09					
	E 400 CDI	191		03.03	02.09					
	E 420 CDI	231		01.06	02.09					
E 500	225		03.02	02.09						
E 500	285		04.06	02.09						
E 500 4-matic	225		10.03	02.09						
E 500 4-matic	285		04.06	02.09						
E 55 Kompressor AMG	350		10.02	02.09		13.0460-4998.2	604998		23478 16,5 /WE BRE	
						24.8190-0410.2	620410		Warnkontakt L=119mm	
E 63 AMG	378		03.06	02.09		24.8190-0420.2	620420		Warnkontakt L=119mm	
	E 200 CDI	75		05.02	02.09	- Taxi / - Sportpaket / - Sportpaket AMG ³⁾	24.0110-0278.1	410278		300 10,0 8,3 +S +B
	E 200 CDI	90		05.02	02.09	- Taxi / - Sportpaket / - Sportpaket AMG ³⁾				
	E 200 CDI	100		04.06	02.09	- Taxi / - Sportpaket / - Sportpaket AMG ³⁾				
	E 200 Kompressor	120		05.02	02.09	- Taxi / - Sportpaket / - Sportpaket AMG ³⁾				
	E 200 Kompressor	135		04.06	02.09	- Taxi / - Sportpaket / - Sportpaket AMG ³⁾				
	E 200 NGT	120		03.04	02.09	- Taxi / - Sportpaket / - Sportpaket AMG ³⁾				
	E 220 CDI	100		03.02	02.09	- Taxi / - Sportpaket / - Sportpaket AMG ³⁾				
	E 220 CDI	110		03.02	02.09	- Taxi / - Sportpaket / - Sportpaket AMG ³⁾				
	E 220 CDI	120		03.03	02.09	- Taxi / - Sportpaket / - Sportpaket AMG ³⁾				
	E 220 CDI	125		04.06	02.09	- Taxi / - Sportpaket / - Sportpaket AMG ³⁾				
	E 230	150		04.06	02.09	- Sportpaket / - Sportpaket AMG ²⁾				
	E 240	130		03.02	02.09	- Taxi				
	E 240 4-matic	130		03.03	02.09					
	E 250 CDI	150		08.08	02.09	- Taxi				
	E 270 CDI	120		03.02	02.09	- Taxi				
	E 270 CDI	130		03.02	02.09	- Taxi				
	E 280 4-matic	170		05.05	02.09	- Sportpaket / - Sportpaket AMG ²⁾				
	E 280 CDI	140		03.05	02.09	- Sportpaket / - Sportpaket AMG ²⁾				
	E 280 CDI 4-matic	140		03.05	02.09	- Sportpaket / - Sportpaket AMG ²⁾				
	E 320	165	A 400547	03.02		- Taxi				
E 320 4-matic	165 X 122526			02.09						
E 320 CDI	150	A 400547	11.02		- Taxi					
E 200 CDI	75		05.02	02.09	- Taxi / + Sportpaket / + Sportpaket AMG ⁴⁾	24.0122-0201.1	422201		300 22,0 19,4 V +S +B	
E 200 CDI	75		05.02	02.09	+ Taxi					
E 200 CDI	90		05.02	02.09	- Taxi / + Sportpaket / + Sportpaket AMG ⁴⁾					
E 200 CDI	90		05.02	02.09	+ Taxi					
E 200 CDI	100		04.06	02.09	- Taxi / + Sportpaket / + Sportpaket AMG ⁴⁾					
E 200 CDI	100		04.06	02.09	+ Taxi					

¹⁾ + sports package/+ sports package AMG / + pacchetto sportivo/+ pacchetto sport.AMG / + version sport/+ version sport AMG / + kit sportivo/+ kit sportivo AMG

²⁾ - sport package/- sport package AMG / - pacchetto sportivo/- pacchetto sport.AMG / - version sport/- version sport AMG / - kit sportivo/- kit sportivo AMG

³⁾ -Taxi/-sports pack./-sports pack.AMG / -Taxi/-pacch.sport./-pacch.sport.AMG / -Taxi/-vers.sport./-vers.sport.AMG / -Taxi/-kit deport./-kit deport.AMG

⁴⁾ -Taxi/+sports pack./+sports pack.AMG / -Taxi/+pacch.sport./+pacch.sport.AMG / -Taxi/+vers.sport./+vers.sport.AMG / -Taxi/+kit deport./+kit deport.AMG

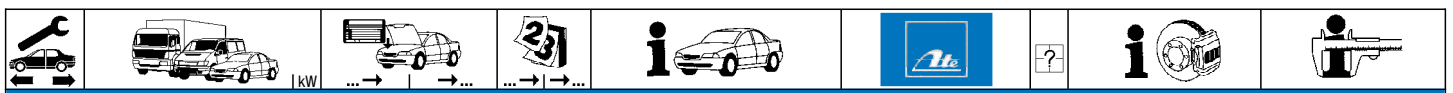


MERCEDES BENZ E-Klasse (W211) Limousine (02-09)

	E 200 Kompressor	120		05.02	02.09	- Taxi / + Sportpaket / + Sportpaket AMG ¹⁾	24.0122-0201.1	422201			300 22,0 19,4 V +S +B	
	E 200 Kompressor	120		05.02	02.09	+ Taxi						
	E 200 Kompressor	135		04.06	02.09	- Taxi / + Sportpaket / + Sportpaket AMG ¹⁾						
	E 200 Kompressor	135		04.06	02.09	+ Taxi						
	E 200 NGT	120		03.04	02.09	- Taxi / + Sportpaket / + Sportpaket AMG ¹⁾						
	E 200 NGT	120		03.04	02.09	+ Taxi						
	E 220 CDI	100		03.02	02.09	- Taxi / + Sportpaket / + Sportpaket AMG ¹⁾						
	E 220 CDI	100		03.02	02.09	+ Taxi						
	E 220 CDI	110		03.02	02.09	- Taxi / + Sportpaket / + Sportpaket AMG ¹⁾						
	E 220 CDI	110		03.02	02.09	+ Taxi						
	E 220 CDI	120		03.03	02.09	- Taxi / + Sportpaket / + Sportpaket AMG ¹⁾						
	E 220 CDI	120		03.03	02.09	+ Taxi						
	E 220 CDI	125		04.06	02.09	- Taxi / + Sportpaket / + Sportpaket AMG ¹⁾						
	E 220 CDI	125		04.06	02.09	+ Taxi						
	E 230	150		04.06	02.09	+ Sportpaket / + Sportpaket AMG ²⁾						
	E 240	130		03.02	02.09	+ Taxi						
	E 250 CDI	150		08.08	02.09	+ Taxi						
	E 270 CDI	120		03.02	02.09	+ Taxi						
	E 270 CDI	130		03.02	02.09	+ Taxi						
	E 280	170		05.05	02.09							
	E 280 4-matic	170		05.05	02.09	+ Sportpaket / + Sportpaket AMG ²⁾						
	E 280 CDI	130		05.04	02.09							
	E 280 CDI	140		03.05	02.09	+ Sportpaket / + Sportpaket AMG ²⁾						
	E 280 CDI 4-matic	140		03.05	02.09	+ Sportpaket / + Sportpaket AMG ²⁾						
	E 300 Bluetec	155		09.07	02.09							
	E 320	165 A 400548	X 122525		02.09	- Taxi						
	E 320	165			03.02	02.09						+ Taxi
	E 320 4-matic	165			03.03							
	E 320 CDI	150 A 400548				02.09						- Taxi
	E 320 CDI	150			11.02	02.09						+ Taxi
	E 320 CDI	165			03.05	02.09						
	E 320 CDI 4-matic	165			03.05	02.09						
	E 350	200			12.04	02.09						
	E 350 4-matic	200			12.04	02.09						
	E 350 CGI	215			09.07	02.09						
	E 400 CDI	191			03.03	02.09						
	E 500	225			03.02	02.09						
	E 500 4-matic	225			10.03	02.09						
	E 500 4-matic	285		04.06	02.09							
	E 420 CDI	231		01.06	02.09							
	E 500	285		04.06	02.09							
	E 55 Kompressor AMG	350		10.02	02.09							
	E 63 AMG	378		03.06	02.09							
							24.0124-0236.1	424236			320 24,0 21,4 V L +S +B	
							24.0126-0136.1	426136			330 26,0 24,0 V L +B	
	E 200 CDI	75		05.02	02.09		03.0137-4017.2	654017			180 x 25 /Zub Einbausatz	
	E 200 CDI	90		05.02	02.09							
	E 200 CDI	100		04.06	02.09		03.0137-9297.2	669297				
	E 200 Kompressor	120		05.02	02.09							
	E 200 Kompressor	135		04.06	02.09							
	E 200 NGT	120		03.04	02.09							
	E 220 CDI	100		03.02	02.09							
	E 220 CDI	110		03.02	02.09							
	E 220 CDI	120		03.03	02.09							
	E 220 CDI	125		04.06	02.09							
	E 230	150		04.06	02.09							
	E 240	130		03.02	02.09							
	E 240 4-matic	130		03.03	02.09							
	E 250 CDI	150		08.08	02.09							
	E 270 CDI	120		03.02	02.09							
	E 270 CDI	130		03.02	02.09							
	E 280	170		05.05	02.09							
	E 280 4-matic	170		05.05	02.09							
	E 280 CDI	130		05.04	02.09							
	E 280 CDI	140		03.05	02.09							
	E 280 CDI 4-matic	140		03.05	02.09							
	E 300 Bluetec	155		09.07	02.09							
	E 320	165		03.02	02.09							
	E 320 4-matic	165		03.03	02.09							
	E 320 CDI	150		11.02	02.09							
	E 320 CDI	165		03.05	02.09							
	E 320 CDI 4-matic	165		03.05	02.09							
	E 350	200		12.04	02.09							
	E 350 4-matic	200		12.04	02.09							
	E 350 CGI	215		09.07	02.09							
	E 400 CDI	191		03.03	02.09							
	E 420 CDI	231		01.06	02.09							
	E 500	225		03.02	02.09							
	E 500	285		04.06	02.09							
	E 500 4-matic	225		10.03	02.09							
	E 500 4-matic	285		04.06	02.09							
	E 55 Kompressor AMG	350		10.02	02.09							
	E 63 AMG	378		03.06	02.09							

¹⁾ -Taxi/+sports pack./+sports pack.AMG / -Taxi/+pacch.sport/+pacch.sport AMG / -Taxi/+vers.sport./+vers.sport AMG / -Taxi/+kit deport./+kit deport. AMG
²⁾ + sports package/+ sports package AMG / + pacchetto sportivo/+ pacchetto sport.AMG / + version sport/+ version sport AMG / + kit deportivo/+ kit deportivo AMG








MERCEDES BENZ E-Klasse (S211) Kombi (03-09)

	E 320 CDI 4-matic	165	05.05	10.09	- Sportpaket / - Sportpaket AMG ¹⁾	24.0130-0179.1	430179		304 30,0 27,4 V L +B
	E 350 4-matic	200	12.04	10.09	- Sportpaket / - Sportpaket AMG ¹⁾				
	E 280 4-matic	170	05.05	10.09	+ Sportpaket / + Sportpaket AMG ²⁾	24.0132-0136.1	432136		330 32,0 30,0 V L +B
	E 280 CDI 4-matic	140	05.05	10.09	+ Sportpaket / + Sportpaket AMG ²⁾				
	E 320 CDI 4-matic	165	05.05	10.09	+ Sportpaket / + Sportpaket AMG ²⁾				
	E 350 4-matic	200	12.04	10.09	+ Sportpaket / + Sportpaket AMG ²⁾				
	E 500 4-matic	225	10.03	10.09	+ Sportpaket / + Sportpaket AMG ²⁾				
	E 500 4-matic	285	04.06	10.09	+ Sportpaket / + Sportpaket AMG ²⁾				
	E 500 4-matic	225	10.03	10.09	- Sportpaket / - Sportpaket AMG ¹⁾	24.0132-0154.1	432154		330 32,0 29,4 V L +B
	E 500 4-matic	285	04.06	10.09	- Sportpaket / - Sportpaket AMG ¹⁾				
	E 500	285	04.06	10.09		24.0132-0139.1	432139	- Sportpaket / - Sportpaket AMG ¹⁾	350 32,0 29,4 V L +S +B
						24.0132-0138.1	432138	+ Sportpaket / + Sportpaket AMG ²⁾	350 32,0 30,0 V L +S +B
	E 55 Kompressor AMG	350	07.03	10.09		24.0136-0102.1	436102		360 36,0 34,0 V L +B
	E 200 CDI	100	04.06	10.09		13.0460-7171.2	607171		23334 16,7 +/WE ATE
	E 200 Kompressor	120	03.03	10.09		13.0470-7171.2	LD7171		23334 16,7 +/WE ATE
	E 200 Kompressor	135	04.06	10.09		24.8190-0410.2	620410	1	Warnkontakt L=97,5mm
	E 220 CDI		03.03	10.09					
	E 220 CDI	125	04.06	10.09					
	E 230	150	05.07	10.09					
	E 240	130	03.03	10.09					
	E 240 4-matic	130	07.03	10.09					
	E 270 CDI	120	03.03	10.09					
	E 270 CDI	130	03.03	10.09					
	E 280	170	05.05	10.09					
	E 280 4-matic	170	05.05	10.09					
	E 280 CDI	130	05.04	10.09					
	E 280 CDI	140	03.05	10.09					
	E 280 CDI 4-matic	140	05.05	10.09					
	E 320	165	03.03	10.09					
	E 320 4-matic	165	07.03	10.09					
	E 320 CDI	150	03.03	10.09					
	E 320 CDI 4-matic	165	05.05	10.09					
	E 350	200	12.04	10.09					
	E 350 4-matic	200	12.04	10.09					
	E 350 CGI	215	05.06	10.09					
	E 500	225	10.03	10.09					
	E 500	285	04.06	10.09					
	E 500 4-matic	225	10.03	10.09					
	E 500 4-matic	285	04.06	10.09					
	E 55 Kompressor AMG	350	07.03	10.09		13.0460-4998.2	604998		23478 16,5 /WE BRE
					24.8190-0410.2	620410	1	Warnkontakt L=97,5mm	
	E 63 AMG	378	03.06	10.09		24.8190-0420.2	620420	1	Warnkontakt L=119mm
	E 200 CDI	100	04.06	10.09	- Taxi / - Sportpaket / - Sportpaket AMG ³⁾	24.0110-0278.1	410278		300 10,0 8,3 +S +B
	E 200 Kompressor	120	03.03	10.09	- Taxi / - Sportpaket / - Sportpaket AMG ³⁾				
	E 200 Kompressor	135	04.06	10.09	- Taxi / - Sportpaket / - Sportpaket AMG ³⁾				
	E 220 CDI		03.03	10.09	- Taxi / - Sportpaket / - Sportpaket AMG ³⁾				
	E 220 CDI	125	04.06	10.09	- Taxi / - Sportpaket / - Sportpaket AMG ³⁾				
	E 240	130	03.03	10.09	- Taxi				
	E 240 4-matic	130	07.03	10.09					
		E 200 CDI	100	04.06	10.09	- Taxi / + Sportpaket / + Sportpaket AMG ⁴⁾	24.0122-0201.1	422201	
E 200 CDI		100	04.06	10.09	+ Taxi				
E 200 Kompressor		120	03.03	10.09	- Taxi / + Sportpaket / + Sportpaket AMG ⁴⁾				
E 200 Kompressor		120	03.03	10.09	+ Taxi				
E 200 Kompressor		135	04.06	10.09	- Taxi / + Sportpaket / + Sportpaket AMG ⁴⁾				
E 200 Kompressor		135	04.06	10.09	+ Taxi				
E 220 CDI			03.03	10.09	- Taxi / + Sportpaket / + Sportpaket AMG ⁴⁾				
E 220 CDI			03.03	10.09	+ Taxi				
E 220 CDI		125	04.06	10.09	- Taxi / + Sportpaket / + Sportpaket AMG ⁴⁾				
E 220 CDI		125	04.06	10.09	+ Taxi				
	E 230	150	05.07	10.09					
	E 240	130	03.03	10.09	+ Taxi				
	E 270 CDI	120	03.03	10.09					
	E 270 CDI	130	03.03	10.09					
	E 280	170	05.05	10.09					
	E 280 4-matic	170	05.05	10.09					
	E 280 CDI	130	05.04	10.09					
	E 280 CDI	140	03.05	10.09					
	E 280 CDI 4-matic	140	05.05	10.09					
	E 320	165	03.03	10.09					
	E 320 4-matic	165	07.03	10.09					
	E 320 CDI	150	03.03	10.09					
	E 320 CDI 4-matic	165	05.05	10.09					
	E 350	200	12.04	10.09					
	E 350 4-matic	200	12.04	10.09					
	E 350 CGI	215	05.06	10.09					
	E 500	225	10.03	10.09					
	E 500 4-matic	225	10.03	10.09					
	E 500 4-matic	285	04.06	10.09					
	E 500	285	04.06	10.09		24.0124-0236.1	424236		320 24,0 21,4 V L +S +B
	E 55 Kompressor AMG	350	07.03	10.09		24.0126-0136.1	426136		330 26,0 24,0 V L +B
	E 63 AMG	378	03.06	10.09					
	E 200 CDI	100	04.06	10.09		03.0137-4017.2	654017		180 x 25 /Zub
	E 200 Kompressor	120	03.03	10.09		03.0137-9297.2	669297		Einbausatz
	E 200 Kompressor	135	04.06	10.09					
	E 220 CDI		03.03	10.09					

¹⁾ - sport package/- sport package AMG / - pacchetto sportivo/- pacchetto sport.AMG / - version sport/- version sport AMG / - kit sportivo/- kit sportivo AMG
²⁾ + sports package/+ sports package AMG / + pacchetto sportivo/+ pacchetto sport.AMG / + version sport/+ version sport AMG / + kit sportivo/+ kit sportivo AMG
³⁾ -Taxi/-sports pack./-sports pack.AMG / -Taxi/-pacch.sport./-pacch.sport.AMG / -Taxi/-vers.sport./-vers.sport.AMG / -Taxi/-kit deport./-kit deport. AMG
⁴⁾ -Taxi/+sports pack./+sports pack.AMG / -Taxi/+pacch.sport./+pacch.sport.AMG / -Taxi/+vers.sport./+vers.sport.AMG / -Taxi/+kit deport./+kit deport. AMG

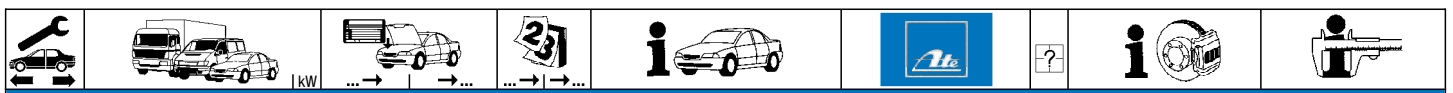


MERCEDES BENZ E-Klasse (W212) Limousine (09-)

	E 220 CDI		03.09	+ Sportpaket / + Sportpaket AMG ¹⁾	24.0132-0100.1	432100			322 32,0 30,0 VL +S +B
	E 250		03.09	+ Sportpaket / + Sportpaket AMG ¹⁾					
	E 250 CDI	150	03.09	+ Sportpaket / + Sportpaket AMG ¹⁾					
	E 250 CDI 4-matic	150	03.09	+ Sportpaket / + Sportpaket AMG ¹⁾					
	E 250 CGI	150	01.09	+ Sportpaket / + Sportpaket AMG ¹⁾					
	E 300	170	03.09	+ Sportpaket / + Sportpaket AMG ¹⁾					
	E 300 BE 4-matic	185	07.11	+ Sportpaket / + Sportpaket AMG ¹⁾					
	E 300 BlueEfficiency	185	07.11	+ Sportpaket / + Sportpaket AMG ¹⁾					
	E 300 BlueTec Hybrid	150	06.12	+ Sportpaket / + Sportpaket AMG ¹⁾					
	E 300 CDI		04.11	+ Sportpaket / + Sportpaket AMG ¹⁾					
	E 350	200	03.09	+ Sportpaket / + Sportpaket AMG ¹⁾					
	E 350	225	09.11	+ Sportpaket / + Sportpaket AMG ¹⁾					
	E 350 4-matic	200	03.09	+ Sportpaket / + Sportpaket AMG ¹⁾					
	E 350 4-matic	225	09.11	+ Sportpaket / + Sportpaket AMG ¹⁾					
	E 350 Bluetec	155	03.09	+ Sportpaket / + Sportpaket AMG ¹⁾					
	E 350 CDI	170	03.09	+ Sportpaket / + Sportpaket AMG ¹⁾					
	E 350 CDI	195	03.11	+ Sportpaket / + Sportpaket AMG ¹⁾					
	E 350 CDI 4-matic	170	03.09	+ Sportpaket / + Sportpaket AMG ¹⁾					
	E 350 CDI 4-matic	195	03.11	+ Sportpaket / + Sportpaket AMG ¹⁾					
	E 350 CGI	215	03.09	+ Sportpaket / + Sportpaket AMG ¹⁾					
E 250 CDI	150 A 001285			24.0132-0101.1	432101			322 32,0 29,4 VL +S +B	
E 250 CDI 4-matic	150	03.09	- Sportpaket / - Sportpaket AMG ²⁾						
E 250 CGI	150	01.09	- Sportpaket / - Sportpaket AMG ²⁾						
E 300	170	03.09	- Sportpaket / - Sportpaket AMG ²⁾						
E 300 BE 4-matic	185	07.11	- Sportpaket / - Sportpaket AMG ²⁾						
E 300 BlueEfficiency	185	07.11	- Sportpaket / - Sportpaket AMG ²⁾						
E 300 BlueTec Hybrid	150	06.12	- Sportpaket / - Sportpaket AMG ²⁾						
E 300 CDI		04.11	- Sportpaket / - Sportpaket AMG ²⁾						
E 350	200	03.09	- Sportpaket / - Sportpaket AMG ²⁾						
E 350	225	09.11	- Sportpaket / - Sportpaket AMG ²⁾						
E 350 4-matic	200	03.09	- Sportpaket / - Sportpaket AMG ²⁾						
E 350 4-matic	225	09.11	- Sportpaket / - Sportpaket AMG ²⁾						
E 350 Bluetec	155	03.09	- Sportpaket / - Sportpaket AMG ²⁾						
E 350 BlueTec	185	01.13	- Sportpaket / - Sportpaket AMG ²⁾						
E 350 BlueTec 4-matic	185	01.13	- Sportpaket / - Sportpaket AMG ²⁾						
E 350 CDI	170	03.09	- Sportpaket / - Sportpaket AMG ²⁾						
E 350 CDI	195	03.11	- Sportpaket / - Sportpaket AMG ²⁾						
E 350 CDI 4-matic	170	03.09	- Sportpaket / - Sportpaket AMG ²⁾						
E 350 CDI 4-matic	195	03.11	- Sportpaket / - Sportpaket AMG ²⁾						
E 350 CGI	215	03.09	- Sportpaket / - Sportpaket AMG ²⁾						
E 400 Hybrid		06.12	- Sportpaket / - Sportpaket AMG ²⁾						
	E 200 CDI	100	03.09		13.0460-7259.2	607259	1		24862 16,7 +/WE ATE 24862 16,7 +/WE ATE Warnkontakt L=97,5mm
	E 200 CGI	135	08.09						
	E 200 NGT	120	03.09						
	E 220 CDI		03.09						
	E 250		03.09						
	E 250 CDI	150	03.09						
	E 250 CDI 4-matic	150	03.09						
	E 250 CGI	150	01.09						
	E 300	170	03.09						
	E 300 BE 4-matic	185	07.11						
	E 300 BlueEfficiency	185	07.11						
	E 300 BlueTec Hybrid	150	06.12						
	E 300 CDI		04.11						
	E 350	200	03.09						
	E 350	225	09.11						
	E 350 4-matic	200	03.09						
	E 350 4-matic	225	09.11						
	E 350 Bluetec	155	03.09						
	E 350 BlueTec	185	01.13						
	E 350 BlueTec 4-matic	185	01.13						
	E 350 CDI	170	03.09						
	E 350 CDI	195	03.11						
	E 350 CDI 4-matic	170	03.09						
	E 350 CDI 4-matic	195	03.11						
	E 350 CGI	215	03.09						
	E 400	245	01.13						
	E 400 4-matic	245	01.13						
	E 400 Hybrid		06.12						
	E 500	285	03.09						
	E 500	300	09.11						
E 500 4-matic	285	03.09							
E 500 4-matic	300	09.11							
E 63 AMG	386	02.11		24.8190-0420.2	620420	1		Warnkontakt L=119mm	
E 63 AMG	386	03.09							
E 63 AMG	410	02.11							
E 63 AMG 4-matic	410	02.11							
E 63 AMG S	430	04.13							
E 63 AMG S 4-matic	430	04.13							
	E 200 CDI	100	03.09		24.0110-0278.1	410278			300 10,0 8,3 +S +B
	E 200 CGI	135	08.09						
	E 200 NGT	120	03.09						
	E 220 CDI		03.09						
	E 250		03.09						
	E 250 CDI	150 A 007599							
	E 250 CDI 4-matic	150	03.09						
E 250 CGI	150	01.09							

¹⁾ + sports package/+ sports package AMG / + pacchetto sportivo/+ pacchetto sport.AMG / + version sport/+ version sport AMG / + kit sportivo/+ kit sportivo AMG

²⁾ - sport package/- sport package AMG / - pacchetto sportivo/- pacchetto sport.AMG / - version sport/- version sport AMG / - kit sportivo/- kit sportivo AMG

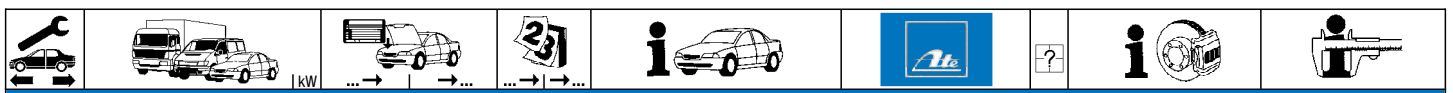


MERCEDES BENZ E-Klasse (S212) Kombi (09-)

	E 350 BlueTec 4-matic	185	01.13	- Sportpaket / - Sportpaket AMG ¹⁾	13.0460-2734.2	602734	1	24310 19,0 + /WE/S 24310 19,0 + /WE/S Warnkontakt L=97,5mm	LUC LUC
	E 350 CDI	170	11.09		13.0470-2734.2	LD2734			
	E 350 CDI	195	07.11		24.8190-0410.2	620410			
	E 350 CDI 4-matic	170	11.09						
	E 350 CDI 4-matic	195	07.11						
	E 350 CGI	215	11.09						
	E 350 BlueTec	185	01.13	+ Sportpaket / + Sportpaket AMG ²⁾	13.0460-4863.2	604863			
	E 350 BlueTec 4-matic	185	01.13	+ Sportpaket / + Sportpaket AMG ²⁾	24.8190-0410.2	620410			
	E 400	245	01.13						
	E 400 4-matic	245	01.13						
E 500	285	11.09							
E 500	300	09.11		24.8190-0410.2	620410	1	Warnkontakt L=97,5mm		
E 500 4-matic	300	09.11							
E 63 AMG	386	11.09		24.8190-0420.2	620420	1	Warnkontakt L=119mm		
E 63 AMG	386	02.11		24.8190-0420.2	620420	2	- Keramikbremse ³⁾	Warnkontakt L=119mm	
E 63 AMG	410	02.11							
E 63 AMG 4-matic	410	02.11							
E 63 AMG S	430	04.13							
E 63 AMG S 4-matic	430	04.13							
	E 200	135	03.13	- Sportpaket / - Sportpaket AMG ¹⁾	24.0128-0155.1	428155		295 28,0 25,4 V L +S +B	
	E 200 CDI	100	11.09	- Sportpaket / - Sportpaket AMG ¹⁾					
	E 200 CGI	135	11.09	- Sportpaket / - Sportpaket AMG ¹⁾					
	E 220 CDI	125	11.09	- Sportpaket / - Sportpaket AMG ¹⁾					
	E 200	135	03.13	+ Sportpaket / + Sportpaket AMG ²⁾	24.0132-0100.1	432100		322 32,0 30,0 V L +S +B	
	E 200 CDI	100	11.09	+ Sportpaket / + Sportpaket AMG ²⁾					
	E 200 CGI	135	11.09	+ Sportpaket / + Sportpaket AMG ²⁾					
	E 220 CDI	125	11.09	+ Sportpaket / + Sportpaket AMG ²⁾					
	E 250	155	03.13	+ Sportpaket / + Sportpaket AMG ²⁾					
	E 250 CDI	150	11.09	+ Sportpaket / + Sportpaket AMG ²⁾					
	E 250 CDI 4-matic	150	07.10	+ Sportpaket / + Sportpaket AMG ²⁾					
	E 250 CGI	150	11.09	+ Sportpaket / + Sportpaket AMG ²⁾					
	E 300	185	07.11	+ Sportpaket / + Sportpaket AMG ²⁾					
	E 300 4-matic	185	07.11	+ Sportpaket / + Sportpaket AMG ²⁾					
	E 300 BlueTec Hybrid	150	06.12	+ Sportpaket / + Sportpaket AMG ²⁾					
	E 300 CDI	150	03.11	+ Sportpaket / + Sportpaket AMG ²⁾					
	E 350	200	11.09	+ Sportpaket / + Sportpaket AMG ²⁾					
	E 350	225	09.11	+ Sportpaket / + Sportpaket AMG ²⁾					
	E 350 4-matic	200	11.09	+ Sportpaket / + Sportpaket AMG ²⁾					
	E 350 4-matic	225	09.11	+ Sportpaket / + Sportpaket AMG ²⁾					
	E 350 BlueTec	155	11.09	+ Sportpaket / + Sportpaket AMG ²⁾					
	E 350 CDI	170	11.09	+ Sportpaket / + Sportpaket AMG ²⁾					
	E 350 CDI	195	07.11	+ Sportpaket / + Sportpaket AMG ²⁾					
	E 350 CDI 4-matic	170	11.09	+ Sportpaket / + Sportpaket AMG ²⁾					
	E 350 CDI 4-matic	195	07.11	+ Sportpaket / + Sportpaket AMG ²⁾					
	E 350 CGI	215	11.09	+ Sportpaket / + Sportpaket AMG ²⁾					
	E 250	155	03.13	- Sportpaket / - Sportpaket AMG ¹⁾	24.0132-0101.1	432101		322 32,0 29,4 V L +S +B	
	E 250 CDI	150	11.09	- Sportpaket / - Sportpaket AMG ¹⁾					
	E 250 CDI 4-matic	150	07.10	- Sportpaket / - Sportpaket AMG ¹⁾					
E 250 CGI	150	11.09	- Sportpaket / - Sportpaket AMG ¹⁾						
E 300	185	07.11	- Sportpaket / - Sportpaket AMG ¹⁾						
E 300 4-matic	185	07.11	- Sportpaket / - Sportpaket AMG ¹⁾						
E 300 BlueTec Hybrid	150	06.12	- Sportpaket / - Sportpaket AMG ¹⁾						
E 300 CDI	150	03.11	- Sportpaket / - Sportpaket AMG ¹⁾						
E 350	200	11.09	- Sportpaket / - Sportpaket AMG ¹⁾						
E 350	225	09.11	- Sportpaket / - Sportpaket AMG ¹⁾						
E 350 4-matic	200	11.09	- Sportpaket / - Sportpaket AMG ¹⁾						
E 350 4-matic	225	09.11	- Sportpaket / - Sportpaket AMG ¹⁾						
E 350 BlueTec	155	11.09	- Sportpaket / - Sportpaket AMG ¹⁾						
E 350 BlueTec	185	01.13	- Sportpaket / - Sportpaket AMG ¹⁾						
E 350 BlueTec 4-matic	185	01.13	- Sportpaket / - Sportpaket AMG ¹⁾						
E 350 CDI	170	11.09	- Sportpaket / - Sportpaket AMG ¹⁾						
E 350 CDI	195	07.11	- Sportpaket / - Sportpaket AMG ¹⁾						
E 350 CDI 4-matic	170	11.09	- Sportpaket / - Sportpaket AMG ¹⁾						
E 350 CDI 4-matic	195	07.11	- Sportpaket / - Sportpaket AMG ¹⁾						
E 350 CGI	215	11.09	- Sportpaket / - Sportpaket AMG ¹⁾						
	E 200	135	03.13		13.0460-7259.2	607259	1	24862 16,7 +/WE 24862 16,7 +/WE Warnkontakt L=97,5mm	ATE ATE
	E 200 CDI	100	11.09		13.0470-7259.2	LD7259			
	E 200 CGI	135	11.09		24.8190-0410.2	620410			
	E 220 CDI	125	11.09						
	E 250	155	03.13						
	E 250 CDI	150	11.09						
	E 250 CDI 4-matic	150	07.10						
	E 250 CGI	150	11.09						
	E 300	185	07.11						
	E 300 4-matic	185	07.11						
	E 300 BlueTec Hybrid	150	06.12						
	E 300 CDI	150	03.11						
	E 350	200	11.09						
	E 350	225	09.11						
	E 350 4-matic	200	11.09						
E 350 4-matic	225	09.11							
E 350 BlueTec	155	11.09							
E 350 BlueTec	185	01.13							
E 350 BlueTec 4-matic	185	01.13							
E 350 CDI	170	11.09							
E 350 CDI	195	07.11							

¹⁾ - sport package/- sport package AMG / - pacchetto sportivo/- pacchetto sport.AMG / - version sport/- version sport AMG / - kit sportivo/- kit sportivo AMG
²⁾ + sports package/+ sports package AMG / + pacchetto sportivo/+ pacchetto sport.AMG / + version sport/+ version sport AMG / + kit sportivo/+ kit sportivo AMG
³⁾ - ceramic brake / - freno in ceramica / - frein de céramique / - freno de cerámica





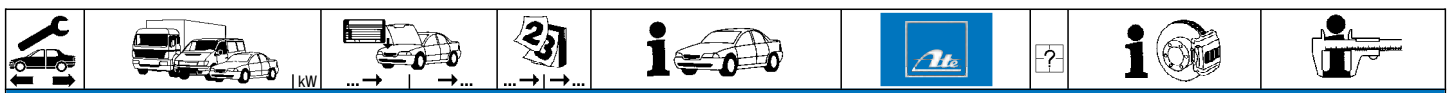
MERCEDES BENZ E-Klasse (S212) Kombi (09-)

	E 350 CDI 4-matic	170	11.09		13.0460-7259.2	607259		24862 16,7 +/WE 24862 16,7 +/WE Warnkontakt L=97,5mm	ATE ATE	
	E 350 CDI 4-matic	195	07.11		13.0470-7259.2	LD7259				
	E 350 CGI	215	11.09		24.8190-0410.2	620410	1			
	E 400	245	01.13							
	E 400 4-matic	245	01.13							
	E 500	285	11.09							
	E 500	300	09.11							
	E 500 4-matic	300	09.11							
	E 63 AMG	386	11.09		24.8190-0420.2	620420	1			Warnkontakt L=119mm
	E 63 AMG	386	02.11		24.8190-0420.2	620420	1			Warnkontakt L=119mm
E 63 AMG	410	02.11								
E 63 AMG 4-matic	410	02.11								
E 63 AMG S	430	04.13								
E 63 AMG S 4-matic	430	04.13								
	E 200	135	03.13		24.0110-0278.1	410278		300 10,0 8,3 +S +B		
	E 200 CDI	100	11.09							
	E 200 CGI	135	11.09							
	E 220 CDI	125	11.09							
	E 250	155	03.13							
	E 250 CDI	150	11.09							
	E 250 CDI 4-matic	150	07.10							
	E 250 CGI	150	11.09							
	E 300	185	07.11		24.0122-0201.1	422201				300 22,0 19,4 V +S +B
	E 300 4-matic	185	07.11							
	E 300 BlueTec Hybrid	150	06.12							
	E 300 CDI	150	03.11							
	E 350	200	11.09							
	E 350	225	09.11							
	E 350 4-matic	200	11.09							
	E 350 4-matic	225	09.11							
	E 350 BlueTec	155	11.09							
E 350 BlueTec	185	01.13								
E 350 BlueTec 4-matic	185	01.13								
E 350 CDI	170	11.09								
E 350 CDI	195	07.11								
E 350 CDI 4-matic	170	11.09								
E 350 CDI 4-matic	195	07.11								
E 350 CGI	215	11.09								
E 400	245	01.13								
E 400 4-matic	245	01.13								
E 500	285	11.09		24.0124-0236.1	424236		320 24,0 21,4 V L +S +B			
E 500	300	09.11								
E 500 4-matic	300	09.11								
	E 200	135	03.13		03.0137-4007.2	654007		180 x 25 /Zub		
	E 200 CDI	100	11.09							
	E 200 CGI	135	11.09							
	E 220 CDI	125	11.09							
	E 250	155	03.13							
	E 250 CDI	150	11.09							
	E 250 CDI 4-matic	150	07.10							
	E 250 CGI	150	11.09							
	E 300	185	07.11							
	E 300 4-matic	185	07.11							
	E 300 BlueTec Hybrid	150	06.12							
	E 300 CDI	150	03.11							
	E 350	200	11.09							
	E 350	225	09.11							
	E 350 4-matic	200	11.09							
	E 350 4-matic	225	09.11							
	E 350 BlueTec	155	11.09							
	E 350 BlueTec	185	01.13							
	E 350 BlueTec 4-matic	185	01.13							
	E 350 CDI	170	11.09							
	E 350 CDI	195	07.11							
	E 350 CDI 4-matic	170	11.09							
	E 350 CDI 4-matic	195	07.11							
	E 350 CGI	215	11.09							
	E 400	245	01.13							
	E 400 4-matic	245	01.13							
	E 500	285	11.09							
	E 500	300	09.11							
	E 500 4-matic	300	09.11							
	E 63 AMG	386	11.09							
	E 63 AMG	386	02.11							
E 63 AMG	410	02.11								
E 63 AMG 4-matic	410	02.11								
E 63 AMG S	430	04.13								
E 63 AMG S 4-matic	430	04.13								

MERCEDES BENZ E-Klasse (C207) Coupe (09-)

	E 200	135	03.13	- Sportpaket / - Sportpaket AMG ¹⁾	13.0460-2732.2	602732		24306 20,3 /WE/Zub/S 24306 20,3 /WE/Zub/S Warnkontakt L=97,5mm	LUC LUC
	E 200 CGI	135	09.09	- Sportpaket / - Sportpaket AMG ¹⁾	13.0470-2732.2	LD2732			
	E 220 CDI	125	05.09	- Sportpaket / - Sportpaket AMG ¹⁾	24.8190-0410.2	620410	1		
	E 250 CGI	150	05.09	- Sportpaket / - Sportpaket AMG ¹⁾					

¹⁾ - sport package/- sport package AMG / - pacchetto sportivo/- pacchetto sport.AMG / - version sport/- version sport AMG / - kit deportivo/- kit deportivo AMG



MERCEDES BENZ E-Klasse (C207) Coupe (09-)

	E 200	135	03.13	+ Sportpaket / + Sportpaket AMG ¹⁾	13.0460-2734.2	602734	1	24310 19,0 + /WE/S 24310 19,0 + /WE/S Warnkontakt L=97,5mm	LUC LUC			
	E 200 CGI	135	09.09	+ Sportpaket / + Sportpaket AMG ¹⁾	13.0470-2734.2	LD2734						
	E 220 CDI	125	05.09	+ Sportpaket / + Sportpaket AMG ¹⁾	24.8190-0410.2	620410						
	E 250	155	03.13									
	E 250 CDI	150	05.09									
	E 250 CGI	150	05.09	+ Sportpaket / + Sportpaket AMG ¹⁾								
	E 300 CGI	185	04.11									
	E 350	225	09.09									
	E 350 BlueTec	185	01.13									
	E 350 CDI	170	05.09									
E 350 CDI	195	04.11										
E 400	245	03.13		13.0460-2734.2	602734	1	24310 19,0 + /WE/S Warnkontakt L=97,5mm	LUC				
E 500	285	05.09		24.8190-0410.2	620410							
E 500	300	06.13										
E 550 CGI	300	09.11		24.8190-0410.2	620410	1	Warnkontakt L=97,5mm					
	E 200	135	03.13	- Sportpaket / - Sportpaket AMG ²⁾	24.0132-0101.1	432101		322 32,0 29,4 V L +S +B				
	E 250	155	03.13	- Sportpaket / - Sportpaket AMG ²⁾								
	E 250 CDI	150	05.09	- Sportpaket / - Sportpaket AMG ²⁾								
	E 300 CGI	185	04.11	- Sportpaket / - Sportpaket AMG ²⁾								
	E 350	225	09.09	- Sportpaket / - Sportpaket AMG ²⁾								
	E 350 BlueTec	185	01.13	- Sportpaket / - Sportpaket AMG ²⁾								
	E 350 CDI	170	05.09	- Sportpaket / - Sportpaket AMG ²⁾								
	E 350 CDI	195	04.11	- Sportpaket / - Sportpaket AMG ²⁾								
	E 350 CGI	215	05.09	- Sportpaket / - Sportpaket AMG ²⁾								
	E 200	135	03.13	+ Sportpaket / + Sportpaket AMG ¹⁾	24.0132-0100.1	432100					322 32,0 30,0 V L +S +B	
E 220 CDI	125	05.09	+ Sportpaket / + Sportpaket AMG ¹⁾									
E 250	155	03.13	+ Sportpaket / + Sportpaket AMG ¹⁾									
E 250 CDI	150	05.09	+ Sportpaket / + Sportpaket AMG ¹⁾									
E 300 CGI	185	04.11	+ Sportpaket / + Sportpaket AMG ¹⁾									
E 350	225	09.09	+ Sportpaket / + Sportpaket AMG ¹⁾									
E 350 BlueTec	185	01.13	+ Sportpaket / + Sportpaket AMG ¹⁾									
E 350 CDI	170	05.09	+ Sportpaket / + Sportpaket AMG ¹⁾									
E 350 CDI	195	04.11	+ Sportpaket / + Sportpaket AMG ¹⁾									
E 350 CGI	215	05.09	+ Sportpaket / + Sportpaket AMG ¹⁾									
E 200 CGI	135	09.09		24.0128-0155.1	428155		295 28,0 25,4 V L +S +B					
E 220 CDI	125	05.09	- Sportpaket / - Sportpaket AMG ²⁾									
E 250 CGI	150	05.09	- Sportpaket / - Sportpaket AMG ²⁾									
	E 200	135	03.13		13.0460-7244.2	607244	1	24253 17,8 +/WE 24253 17,8 +/WE Warnkontakt L=97,5mm	ATE ATE			
	E 200 CGI	135	09.09		13.0470-7244.2	LD7244						
	E 220 CDI	125	05.09		24.8190-0410.2	620410						
	E 250	155	03.13									
	E 250 CDI	150	05.09									
	E 250 CGI	150	05.09									
	E 350 BlueTec	185	01.13									
	E 400	245	03.13									
	E 300 CGI	185	04.11		13.0460-7257.2	607257				1	24253 18,0 +/WE 24253 18,0 +/WE 24253 17,8 +/WE 24253 17,8 +/WE Warnkontakt L=97,5mm	ATE ATE ATE ATE
	E 350	225	09.09		13.0470-7257.2	LD7257						
E 350 CDI	170	05.09		13.0460-7244.2	607244							
E 350 CDI	195	04.11		13.0470-7244.2	LD7244							
E 350 CGI	215	05.09		24.8190-0410.2	620410							
E 500	285	05.09										
E 500	300	06.13										
E 550 CGI	300	09.11										
E 200	135	03.13		24.0110-0328.1	410328		300 10,0 8,3 +S +B					
E 200 CGI	135	09.09										
E 220 CDI	125	05.09										
E 250	155	03.13										
E 250 CDI	150	05.09										
E 250 CGI	150	05.09										
E 300 CGI	185	04.11		24.0120-0208.1	420208		300 22,0 19,4 V L +S +B					
E 350	225	09.09										
E 350 BlueTec	185	01.13										
E 350 CDI	170	05.09										
E 350 CDI	195	04.11										
E 350 CGI	215	05.09										
E 400	245	03.13										
E 500	285	05.09										
E 500	300	06.13										
E 550 CGI	300	09.11										
	E 200	135	03.13		03.0137-4005.2	654005		164 x 25 /Zub				
	E 200 CGI	135	09.09									
	E 220 CDI	125	05.09									
	E 250	155	03.13									
	E 250 CDI	150	05.09									
	E 250 CGI	150	05.09									
	E 300 CGI	185	04.11									
	E 350	225	09.09									
	E 350 BlueTec	185	01.13									
	E 350 CDI	170	05.09									
	E 350 CDI	195	04.11									
	E 350 CGI	215	05.09									
	E 400	245	03.13									
	E 500	285	05.09									
E 500	300	06.13										
E 550 CGI	300	09.11										



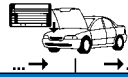












¹⁾ + sports package/+ sports package AMG / + pacchetto sportivo/+ pacchetto sport.AMG / + version sport/+ version sport AMG / + kit sportivo/+ kit sportivo AMG

²⁾ - sport package/- sport package AMG / - pacchetto sportivo/- pacchetto sport.AMG / - version sport/- version sport AMG / - kit sportivo/- kit sportivo AMG

³⁾ + cast iron caliper / + pinza in ghisa / + étriers en fonte grise / + fundición gris-pinza

⁴⁾ + aluminium calipers / + pinze in alluminio / + étriers en aluminium / + pinzas de aluminio



										
MERCEDES BENZ E-Klasse (A207) Cabrio (10-)										
	E 200	135	03.13		13.0460-2732.2	602732		- Sportpaket ¹⁾	24306 20,3 /WE/Zub/S	LUC
	E 200 CGI	135	03.10		13.0470-2732.2	LD2732		- Sportpaket ¹⁾	24306 20,3 /WE/Zub/S	LUC
	E 220 CDI	125	03.10		13.0460-2734.2	602734		+ Sportpaket ²⁾	24310 19,0 + /WE/S	LUC
	E 250 CGI	150	03.10		13.0470-2734.2	LD2734		+ Sportpaket ²⁾	24310 19,0 + /WE/S	LUC
					24.8190-0410.2	620410	1		Warnkontakt L=97,5mm	
	E 250	155	03.13		13.0460-2734.2	602734			24310 19,0 + /WE/S	LUC
	E 250 CDI	150	03.10		13.0470-2734.2	LD2734			24310 19,0 + /WE/S	LUC
	E 300 CGI	185	03.10		24.8190-0410.2	620410	1		Warnkontakt L=97,5mm	
	E 350	225	04.11							
	E 350 BlueTec	185	01.13							
	E 350 CDI	170	03.10							
	E 350 CDI	195	04.11							
E 350 CGI	215	03.10								
E 400	245	03.13		13.0460-2734.2	602734			24310 19,0 + /WE/S	LUC	
E 500	285	03.10		24.8190-0410.2	620410	1		Warnkontakt L=97,5mm		
E 500	300	06.13								
E 550 CGI	300	09.11		24.8190-0410.2	620410	1		Warnkontakt L=97,5mm		
	E 200 CGI	135	03.10		24.0128-0155.1	428155		- Sportpaket / - Sportpaket AMG ³⁾	295 28,0 25,4 V L +S +B	
	E 220 CDI	125	03.10		24.0132-0100.1	432100		+ Sportpaket / + Sportpaket AMG ⁴⁾	322 32,0 30,0 V L +S +B	
	E 250 CGI	150	03.10							
	E 200	135	03.13		24.0132-0101.1	432101		- Sportpaket / - Sportpaket AMG ³⁾	322 32,0 29,4 V L +S +B	
	E 250	155	03.13		24.0132-0100.1	432100		+ Sportpaket / + Sportpaket AMG ⁴⁾	322 32,0 30,0 V L +S +B	
	E 250 CDI	150	03.10							
	E 300 CGI	185	03.10							
	E 350	225	04.11							
	E 350 BlueTec	185	01.13							
	E 350 CDI	170	03.10							
	E 350 CDI	195	04.11							
	E 350 CGI	215	03.10							
	E 200	135	03.13		13.0460-7244.2	607244			24253 17,8 +/WE	ATE
	E 200 CGI	135	03.10		13.0470-7244.2	LD7244			24253 17,8 +/WE	ATE
	E 220 CDI	125	03.10		24.8190-0410.2	620410	1		Warnkontakt L=97,5mm	
	E 250	155	03.13							
	E 250 CDI	150	03.10							
	E 250 CGI	150	03.10							
	E 300 CGI	185	03.10							
	E 350 BlueTec	185	01.13							
	E 400	245	03.13							
	E 350	225	04.11		13.0460-7257.2	607257		+ GG-Sättel ⁵⁾	24253 18,0 +/WE	ATE
	E 350 CDI	170	03.10		13.0470-7257.2	LD7257		+ GG-Sättel ⁵⁾	24253 18,0 +/WE	ATE
	E 350 CDI	195	04.11		13.0460-7244.2	607244		+ ALU-Sättel ⁶⁾	24253 17,8 +/WE	ATE
E 350 CGI	215	03.10		13.0470-7244.2	LD7244		+ ALU-Sättel ⁶⁾	24253 17,8 +/WE	ATE	
E 500	285	03.10		24.8190-0410.2	620410	1		Warnkontakt L=97,5mm		
E 500	300	06.13								
E 550 CGI	300	09.11								
	E 200	135	03.13		24.0110-0328.1	410328			300 10,0 8,3 +S +B	
	E 200 CGI	135	03.10							
	E 220 CDI	125	03.10							
	E 250	155	03.13							
	E 250 CDI	150	03.10							
	E 250 CGI	150	03.10							
	E 300 CGI	185	03.10		24.0120-0208.1	420208			300 22,0 19,4 V L +S +B	
	E 350	225	04.11							
	E 350 BlueTec	185	01.13							
	E 350 CDI	170	03.10							
	E 350 CDI	195	04.11							
	E 350 CGI	215	03.10							
E 400	245	03.13								
E 500	285	03.10								
E 500	300	06.13								
E 550 CGI	300	09.11								
	E 200	135	03.13		03.0137-4005.2	654005			164 x 25 /Zub	
	E 200 CGI	135	03.10							
	E 220 CDI	125	03.10							
	E 250	155	03.13							
	E 250 CDI	150	03.10							
	E 250 CGI	150	03.10							
	E 300 CGI	185	03.10							
	E 350	225	04.11							
	E 350 BlueTec	185	01.13							
	E 350 CDI	170	03.10							
	E 350 CDI	195	04.11							
	E 350 CGI	215	03.10							
E 400	245	03.13								
E 500	285	03.10								
E 500	300	06.13								
E 550 CGI	300	09.11								
MERCEDES BENZ G-Klasse (W463) (90-)										
	200 GE	85	01.90		13.0460-4401.2	604401		- belüftete Scheiben ⁷⁾	20784 18,0 /WE	ATE
	230 GE		06.90		13.0460-0158.2	610158		- belüftete Scheiben ⁷⁾	Einbausatz	ATE
	250 GD		06.90		24.8190-0406.2	620406	2	- belüftete Scheiben ⁷⁾	Warnkontakt L=261mm	
	300 GD		09.89							
	300 GE		06.90							
	350 G Turbo		09.91							
G 270 CDI		10.01								

1) - sport package / - pacchetto sportivo / - version sport / - kit deportivo

2) + sports package / + pacchetto sportivo / + version sport / + kit deportivo

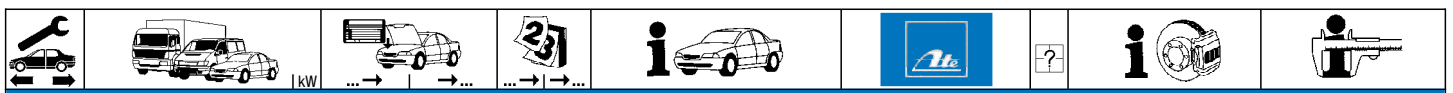
3) - sport package/- sport package AMG / - pacchetto sportivo/- pacchetto sport.AMG / - version sport/- version sport AMG / - kit deportivo/- kit deportivo AMG

4) + sports package/+ sports package AMG / + pacchetto sportivo/+ pacchetto sport.AMG / + version sport/+ version sport AMG / + kit deportivo/+ kit deportivo AMG

5) + cast iron caliper / + pinza in ghisa / + étriers en fonte grise / + fundición gris-pinza

6) + aluminium calipers / + pinze in alluminio / + étriers en aluminium / + pinzas de aluminio

7) - ventilated discs / - dischi ventilati / - disques ventilés / - disco ventilado



MERCEDES BENZ G-Klasse (W463) (90-)

	G 300 TD		08.96	13.0460-4401.2	604401	2	- belüftete Scheiben ¹⁾ - belüftete Scheiben ¹⁾ - belüftete Scheiben ¹⁾	20784 18,0 /WE Einbausatz Warnkontakt L=261mm	ATE ATE
	G 320		09.94	13.0460-0158.2	610158				
	G 36 AMG		01.95	24.8190-0406.2	620406				
	G 400 CDI		12.00						
	G 500		04.98						
	G 500 E		09.93						
G 55 AMG		04.99							
	G 320 CDI		09.06	24.8190-0406.2	620406	2		Warnkontakt L=261mm	
	G 350 CDI BlueTec		06.10						
	G 500	285	05.08						
	200 GE	85	01.90	24.0116-0133.1	416133		- belüftete Scheiben ¹⁾ + belüftete Scheiben ²⁾	303 16,0 13,0 +S +B 315 30,0 27,4 V L +S +B	
	230 GE		06.90	24.0130-0217.1	430217				
	250 GD		06.90						
	300 GD		09.89						
	300 GE		06.90						
	350 G Turbo		09.91						
	G 270 CDI		10.01						
	G 300 TD		08.96						
	G 320		09.94						
	G 36 AMG		01.95						
	G 400 CDI		12.00						
	G 500		04.98						
	G 500 E		09.93						
	G 55 AMG		04.99						
		G 320 CDI		09.06	24.0116-0133.1				
G 350 CDI BlueTec			06.10	24.0130-0217.1	430217				
G 500		285	05.08						
	G 320 CDI		09.06	13.0460-3990.2	603990	2		23021 18,9 /WE Warnkontakt L=84(185)mm	BOS
	G 350 CDI BlueTec	285	06.10	24.8190-0407.2	620407				
	G 65 AMG	450	06.12	13.0460-7219.2	607219	2		23923 17,6 +/-WE Warnkontakt L=98mm	ATE
				24.8190-0425.2	620425				
	G 320 CDI		09.06	24.0116-0110.1	416110			272 16,0 14,0 L +S +B	
	G 350 CDI BlueTec	285	06.10						
	G 500		05.08						
	G 65 AMG	450	06.12	24.0130-0217.1	430217			315 30,0 27,4 V L +S +B	
	200 GE	85	01.90	24.0226-0001.1	480050			260/261 x 63,5	
	230 GE		06.90						
	250 GD		06.90						
	300 GD		09.89						
	300 GE		06.90						
	350 G Turbo		09.91						
	G 270 CDI		10.01						
	G 300 TD		08.96						
	G 320		09.94						
	G 36 AMG		01.95						
	G 400 CDI		12.00						
	G 500		04.98						
	G 500 E		09.93						
	G 55 AMG		04.99						
		G 400 CDI		12.00	03.0137-4001.2				
G 500			04.98						
G 500		285	05.08						
G 55 AMG			04.99						
G 65 AMG		450	06.12						
























MERCEDES BENZ G-Klasse (W463) Cabrio (90-)

	200 GE		01.90	13.0460-4401.2	604401	2	- belüftete Scheiben ¹⁾ - belüftete Scheiben ¹⁾ - belüftete Scheiben ¹⁾	20784 18,0 /WE Einbausatz Warnkontakt L=261mm	ATE ATE					
	230 GE		06.90	13.0460-0158.2	610158									
	300 GD		12.90	24.8190-0406.2	620406									
	300 GE		09.89											
	320 GE		09.94											
	350 G Turbo		09.91											
	G 300 TD		09.96					303 16,0 13,0 +S +B 315 30,0 27,4 V L +S +B						
	G 320		11.97											
	G 400 CDI		12.00											
	G 500		04.98											
	G 320 CDI		06.10	24.8190-0406.2	620406					2		Warnkontakt L=261mm		
	G 350 CDI BlueTec		06.10											
		200 GE		01.90	24.0116-0133.1					416133		- belüftete Scheiben ¹⁾ + belüftete Scheiben ²⁾	303 16,0 13,0 +S +B 315 30,0 27,4 V L +S +B	
		230 GE		06.90	24.0130-0217.1					430217				
		300 GD		12.90										
		300 GE		09.89										
		320 GE		09.94										
		350 G Turbo		09.91										
		G 300 TD		09.96										
		G 320		11.97										
		G 400 CDI		12.00										
G 500			04.98											
	G 320 CDI		09.06	24.0116-0133.1	416133			303 16,0 13,0 +S +B 315 30,0 27,4 V L +S +B						
	G 350 CDI BlueTec		06.10	24.0130-0217.1	430217									
	G 320 CDI		09.06	13.0460-3990.2	603990	2		23021 18,9 /WE Warnkontakt L=84(185)mm	BOS					
	G 350 CDI BlueTec		06.10	24.8190-0407.2	620407									

¹⁾ - ventilated discs / - dischi ventilati / - disques ventilés / - disco ventilado

²⁾ + ventilated discs / + dischi ventilati / + disques ventilés / + disco ventilado




















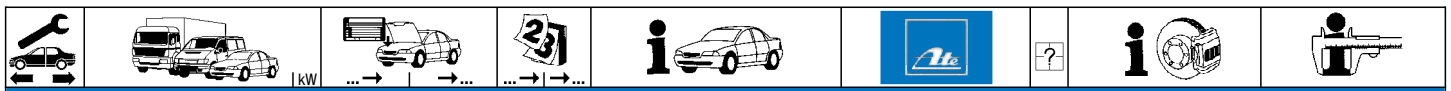
								
MERCEDES BENZ G-Klasse (W463) Cabrio (90-)								
	G 320 CDI G 350 CDI BlueTec		09.06 06.10		24.0116-0110.1	416110		272 16,0 14,0 L +S +B
	200 GE 230 GE 300 GD 300 GE 320 GE 350 G Turbo G 300 TD G 320 G 400 CDI G 500		01.90 06.90 12.90 09.89 09.94 09.91 09.96 11.97 12.00 04.98		24.0226-0001.1	480050		260/261 x 63,5
	G 400 CDI G 500		12.00 04.98		03.0137-4001.2	654001		160 x 40 /Zub
MERCEDES BENZ GL-Klasse (X164) (06-12)								
	GL 320 CDI 4-matic GL 350 BT 4-matic GL 350 CDI 4-matic GL 420 CDI 4-matic GL 450 4-matic GL 450 CDI 4-matic GL 500 4-matic		03.06 06.12 05.09 06.12 05.09 06.12 03.06 06.12 03.06 06.12 05.09 06.12 03.06 06.12		13.0460-7220.2 24.8190-0425.2	607220 620425	1	+ 19" Rad ¹⁾ 23922 21,0 +/WE ATE Warnkontakt L=98mm
	GL 320 CDI 4-matic GL 350 BT 4-matic GL 350 CDI 4-matic GL 420 CDI 4-matic GL 450 4-matic GL 450 CDI 4-matic GL 500 4-matic		03.06 06.12 05.09 06.12 05.09 06.12 03.06 06.12 03.06 06.12 05.09 06.12 03.06 06.12		24.0132-0157.1	432157		350 32,0 29,4 V L +S +B
	GL 320 CDI 4-matic GL 350 BT 4-matic GL 350 CDI 4-matic GL 420 CDI 4-matic GL 450 4-matic GL 450 CDI 4-matic GL 500 4-matic		03.06 06.12 05.09 06.12 05.09 06.12 03.06 06.12 03.06 06.12 05.09 06.12 03.06 06.12		13.0460-7219.2 13.0470-7219.2 24.8190-0425.2	607219 LD7219 620425	1	23923 17,6 +/WE ATE 23923 17,6 +/WE ATE Warnkontakt L=98mm
	GL 320 CDI 4-matic GL 350 BT 4-matic GL 350 CDI 4-matic GL 420 CDI 4-matic GL 450 4-matic GL 450 CDI 4-matic GL 500 4-matic		03.06 06.12 05.09 06.12 05.09 06.12 03.06 06.12 03.06 06.12 05.09 06.12 03.06 06.12		24.0122-0226.1	422226		330 22,0 19,4 V L +S +B
	GL 320 CDI 4-matic GL 350 BT 4-matic GL 350 CDI 4-matic GL 420 CDI 4-matic GL 450 4-matic GL 450 CDI 4-matic GL 500 4-matic		03.06 06.12 05.09 06.12 05.09 06.12 03.06 06.12 03.06 06.12 05.09 06.12 03.06 06.12		03.0137-0451.2	650451		210 x 30
MERCEDES BENZ GL-Klasse (X166) (12-)								
	GL 500 4-matic 320		07.12		13.0460-7283.2 24.8190-0425.2	607283 620425	1 	XXXXX 19,3 +/WE ATE Warnkontakt L=98mm
	GL 63 AMG		07.12		13.0460-4839.2 24.8190-0420.2	604839 620420	1 	24455 16,8 /WE BRE Warnkontakt L=119mm
	GL 350 BT 4-matic 190		07.12		13.0460-7283.2 13.0460-7282.2 13.0470-7282.2 24.8190-0425.2	607283 607282 LD7282 620425	1 	- AMG Sportpaket ²⁾ + AMG Sportpaket ³⁾ + AMG Sportpaket ³⁾ XXXXX 19,3 +/WE ATE 25192 21,3 +/WE ATE 25192 21,3 +/WE ATE Warnkontakt L=98mm
	GL 350 BT 4-matic 190 GL 500 4-matic 320		07.12 07.12		24.8190-0410.2	620410	1	Warnkontakt L=97,5mm
	GL 63 AMG		07.12		24.8190-0410.2	620410	1	Warnkontakt L=97,5mm
MERCEDES BENZ GLK-Klasse (X204) (08-)								
	GLK 200 CDI 105 GLK 220 BT 4-matic GLK 220 CDI GLK 220 CDI 4-matic GLK 250 BT 4-matic GLK 250 CDI 4-matic 150 GLK 280 4-matic 170 GLK 300 4-matic 170 GLK 320 CDI 4-matic 165 GLK 350 200 GLK 350 4-matic 200 GLK 350 4-matic 225 GLK 350 CDI 4-matic 165 GLK 350 CDI 4-matic 170 GLK 350 CDI 4-matic 195		07.10 03.12 04.09 04.09 03.12 09.08 09.08 04.09 09.08 09.08 09.08 09.08 04.09 02.10 07.12		13.0460-3852.2 13.0470-3852.2 24.8190-0410.2	603852 LD3852 620410	1	24867 20,7 +/WE/Zub/SBOS 24867 20,7 +/WE/Zub/SBOS Warnkontakt L=97,5mm

¹⁾ + 19" wheel / + ruota 19" / + roue 19" / + rueda 19"

²⁾ - AMG sports package / - kit sportivo AMG / - version sport AMG / - paquete deportivo AMG

³⁾ + AMG sports package / + pacchetto sportivo AMG / + version Sport AMG / + kit deportivo AMG

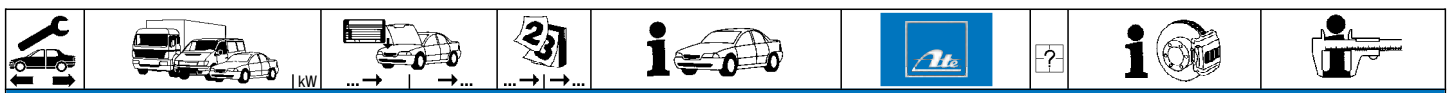
									
MERCEDES BENZ GLK-Klasse (X204) (08-)									
	GLK 200 CDI GLK 220 CDI GLK 220 CDI 4-matic GLK 250 BT 4-matic GLK 250 BT 4-matic GLK 250 CDI 4-matic GLK 280 4-matic GLK 300 4-matic GLK 320 CDI 4-matic GLK 350 GLK 350 4-matic GLK 350 4-matic GLK 350 CDI 4-matic GLK 350 CDI 4-matic GLK 350 CDI 4-matic	105 150 170 170 165 200 200 225 165 170 195		07.10 04.09 04.09 03.12 03.12 09.08 09.08 04.09 09.08 09.08 09.08 09.08 04.09 02.10 07.12		24.0132-0144.1	432144		330 32,0 29,4 V L +S +B
	GLK 200 CDI GLK 220 CDI GLK 220 CDI 4-matic GLK 250 CDI 4-matic GLK 280 4-matic GLK 300 4-matic GLK 320 CDI 4-matic GLK 350 GLK 350 4-matic GLK 350 4-matic GLK 350 CDI 4-matic GLK 350 CDI 4-matic	105 150 170 170 165 200 200 225 165 170		07.10 04.09 04.09 09.08 09.08 04.09 09.08 09.08 09.08 09.08 04.09 02.10		24.0711-5206.3	360241	2 	Radsensor L=733
	GLK 200 CDI GLK 220 BT 4-matic GLK 220 CDI GLK 220 CDI 4-matic GLK 250 BT 4-matic GLK 250 CDI 4-matic GLK 280 4-matic GLK 300 4-matic GLK 320 CDI 4-matic GLK 350 GLK 350 4-matic GLK 350 4-matic GLK 350 CDI 4-matic GLK 350 CDI 4-matic GLK 350 CDI 4-matic	105 150 170 170 165 200 200 225 165 170 195		07.10 03.12 04.09 04.09 03.12 09.08 09.08 04.09 09.08 09.08 09.08 09.08 04.09 02.10 07.12		13.0460-7257.2 13.0470-7257.2 24.8190-0410.2	607257 LD7257 620410	1	24253 18,0 +/WE 24253 18,0 +/WE Warnkontakt L=97,5mm ATE ATE
	GLK 200 CDI GLK 220 BT 4-matic GLK 220 CDI GLK 220 CDI 4-matic GLK 250 BT 4-matic GLK 250 CDI 4-matic GLK 280 4-matic GLK 300 4-matic GLK 320 CDI 4-matic GLK 350 GLK 350 4-matic GLK 350 4-matic GLK 350 CDI 4-matic GLK 350 CDI 4-matic GLK 350 CDI 4-matic	105 150 170 170 165 200 200 225 165 170 195		07.10 03.12 04.09 04.09 03.12 09.08 09.08 04.09 09.08 09.08 09.08 09.08 04.09 02.10 07.12		24.0122-0201.1	422201		300 22,0 19,4 V +S +B
	GLK 200 CDI GLK 220 BT 4-matic GLK 220 CDI GLK 220 CDI 4-matic GLK 250 BT 4-matic GLK 250 CDI 4-matic GLK 280 4-matic GLK 300 4-matic GLK 320 CDI 4-matic GLK 350 GLK 350 4-matic GLK 350 4-matic GLK 350 CDI 4-matic GLK 350 CDI 4-matic GLK 350 CDI 4-matic	105 150 170 170 165 200 200 225 165 170 195		07.10 03.12 04.09 04.09 03.12 09.08 09.08 04.09 09.08 09.08 09.08 09.08 04.09 02.10 07.12		24.0711-6200.3	360328	2 	Radsensor L=995
	GLK 200 CDI GLK 220 BT 4-matic GLK 220 CDI GLK 220 CDI 4-matic GLK 250 BT 4-matic GLK 250 CDI 4-matic GLK 280 4-matic GLK 300 4-matic GLK 320 CDI 4-matic GLK 350 GLK 350 4-matic GLK 350 4-matic GLK 350 CDI 4-matic GLK 350 CDI 4-matic GLK 350 CDI 4-matic	105 150 170 170 165 200 200 225 165 170 195		07.10 03.12 04.09 04.09 03.12 09.08 09.08 04.09 09.08 09.08 09.08 09.08 04.09 02.10 07.12		03.0137-4007.2	654007		180 x 25 /Zub



MERCEDES BENZ M-Klasse (W163) (98-05)

	ML 230 ML 270 CDI ML 270 CDI ML 320 ML 320 ML 430 ML 430		X754619 A289559 X754619 A289559 X707755 A145272	03.98 09.99 09.99 03.98 03.98 09.98 09.98	06.05		13.0460-8004.2 608004			23193 15,7 +/WK/Zub
	ML 270 CDI ML 270 CDI ML 320 ML 320 ML 350	A289560 X754620 A289560 X754620			06.05 06.05 08.02 08.02 09.02		13.0460-4984.2 13.0470-4984.2 13.0460-0269.2 24.8190-0412.2 604984 LD4984 610269 620412	2		23271 17,4 +/WE(1,8) BRE 23271 17,4 +/WE(1,8) BRE Einbausatz Warnkontakt L=114mm
	ML 400 CDI ML 430 ML 430	A145273 X707756			07.01 06.05 06.05		13.0460-4984.2 13.0460-0269.2 24.8190-0412.2 604984 610269 620412	2		23271 17,4 +/WE(1,8) BRE Einbausatz Warnkontakt L=114mm
	ML 500 ML 55 AMG				07.01 09.99	06.05 06.05	13.0460-4984.2 13.0460-0269.2 24.8190-0412.2 604984 610269 620412	2		23271 17,4 +/WE(1,8) BRE Einbausatz Warnkontakt L=114mm
	ML 230 ML 270 CDI ML 270 CDI ML 320 ML 320 ML 430 ML 430		X754619 A289559 X754619 A289559 X707755 A145272	03.98 09.99 09.99 03.98 03.98 09.98 09.98	06.05		24.0126-0116.1 426116			303 26,0 23,0 V L +B
	ML 270 CDI ML 270 CDI ML 320 ML 320 ML 350 ML 400 CDI ML 430 ML 430 ML 500 ML 55 AMG	A289560 X754620 A289560 X754620 A145273 X707756			06.05 06.05 08.02 08.02 09.02 07.01 06.05 06.05 06.05 07.01 09.99		24.0132-0114.1 432114			345 31,9 30,0 V L +B
	ML 270 CDI ML 270 CDI ML 320 ML 320 ML 350 ML 400 CDI ML 400 CDI ML 500 ML 500	A 371935 X 778321 A 371935 X 778321 A 371935 X 778321 A 371935 X 778321			06.05 06.05 06.05 06.05 09.02 06.05 06.05 06.05 06.05		24.0711-6058.3 24.0711-6057.3 360129 360128			Radsensor L=832 Radsensor L=812
	ML 230 ML 320 ML 430			03.98 03.98 09.98	11.98 11.98 11.98		13.0460-8005.2 608005			23189 16,0 +/WK/Zub
	ML 230 ML 270 CDI ML 270 CDI ML 320 ML 320 ML 430 ML 430		X754619 A289559 X754619 A289559 X707755 A145272	12.98 09.99 12.98 12.98 12.98 12.98	06.05		13.0460-8007.2 608007			23190 16,0 +/WK/Zub
	ML 270 CDI ML 270 CDI ML 320 ML 320 ML 350 ML 400 CDI ML 430 ML 430 ML 500 ML 55 AMG	A289560 X754620 A289560 X754620 A145273 X707756			06.05 06.05 08.02 08.02 09.02 07.01 06.05 06.05 06.05 07.01 09.99		13.0460-4977.2 13.0470-4977.2 24.8190-0411.2 604977 LD4977 620411	2		23157 15,8 /WE/Zub BRE 23157 15,8 /WE/Zub BRE Warnkontakt L=72mm
	ML 230 ML 270 CDI ML 270 CDI ML 320 ML 320 ML 430 ML 430		X754619 A289559 X754619 A289559 X707755 A145272	03.98 09.99 09.99 03.98 03.98 09.98 09.98	06.05		24.0115-0111.1 415111			285 15,0 13,0 +B
	ML 270 CDI ML 270 CDI ML 320 ML 320 ML 350 ML 400 CDI ML 430 ML 430 ML 500 ML 55 AMG	A289560 X754620 A289560 X754620 A145273 X707756			06.05 06.05 08.02 08.02 09.02 07.01 06.05 06.05 06.05 07.01 09.99		24.0114-0111.1 414111			331 13,9 12,3 +B
	ML 270 CDI ML 270 CDI ML 320 ML 320 ML 350	A 371935 X 778321 A 371935 X 778321			06.05 06.05 08.02 06.05 09.02		24.0711-6056.3 24.0711-6055.3 360082 360081			Radsensor L=502 Radsensor L=502





MERCEDES BENZ M-Klasse (W163) (98-05)

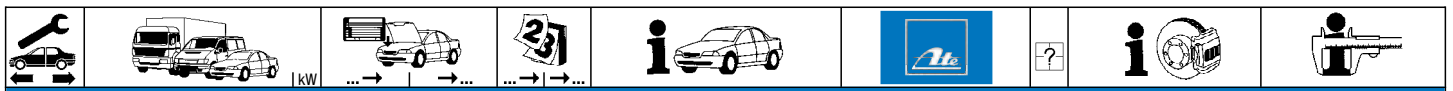
	ML 400 CDI	A 371935		06.05		24.0711-6056.3	360082		Radsensor L=502 Radsensor L=502
	ML 400 CDI	X 778321		06.05		24.0711-6055.3	360081		
	ML 500	A 371935		06.05					
	ML 500	X 778321		06.05					
	ML 55 AMG	A 371935		06.05					
	ML 55 AMG	X 778321		06.05					
	ML 230			03.98	06.05	03.0137-4014.2	654014		183 x 31 /Zub Einbausatz
	ML 270 CDI			09.99	06.05	03.0137-9269.2	669269		
	ML 320			03.98	08.02				
	ML 350			09.02	06.05				
	ML 400 CDI			07.01	06.05				
	ML 430			09.98	06.05				
	ML 500			07.01	06.05				
	ML 55 AMG			09.99	06.05				

MERCEDES BENZ M-Klasse (W164) (05-11)

	ML 280 CDI			07.05	05.11	13.0460-7220.2	607220	1	23922 21,0 +/WE 23922 21,0 +/WE Warnkontakt L=98mm	ATE
	ML 300			05.09	05.11	13.0470-7220.2	LD7220			
	ML 300 CDI 4-matic			07.09	05.11	24.8190-0425.2	620425			
	ML 320 CDI			07.05	05.11					
	ML 350			07.05	05.11					
	ML 350 BT 4-matic			05.09	05.11					
	ML 350 CDI 4-matic			07.09	05.11					
	ML 420 CDI 4-matic			04.06	05.11	13.0460-7220.2	607220			
	ML 450 CDI 4-matic			09.09	05.11	24.8190-0425.2	620425			
	ML 450 Hybrid 4-matic			08.09	05.11					
ML 500			07.05	05.11						
ML 63 AMG			09.05	05.11	24.8190-0425.2	620425	1	Warnkontakt L=98mm		
	ML 280 CDI			07.05	05.11	24.0132-0158.1	432158		330 32,0 29,4 V L +S +B	
	ML 300			05.09	05.11					
	ML 300 CDI 4-matic			07.09	05.11					
	ML 320 CDI			07.05	05.11					
	ML 350			07.05	05.11					
	ML 350 BT 4-matic			05.09	05.11					
	ML 350 CDI 4-matic			07.09	05.11					
	ML 420 CDI 4-matic			04.06	05.11					
	ML 450 CDI 4-matic			09.09	05.11					
	ML 450 Hybrid 4-matic			08.09	05.11					
ML 500			07.05	05.11						
	ML 280 CDI			07.05	05.11	24.0132-0157.1	432157		350 32,0 29,4 V L +S +B	
	ML 300			05.09	05.11					
	ML 300 CDI 4-matic			07.09	05.11					
	ML 320 CDI			07.05	05.11					
	ML 350			07.05	05.11					
	ML 350 BT 4-matic			05.09	05.11					
	ML 350 CDI 4-matic			07.09	05.11					
	ML 420 CDI 4-matic			04.06	05.11					
	ML 450 CDI 4-matic			09.09	05.11					
	ML 450 Hybrid 4-matic			08.09	05.11					
ML 500			07.05	05.11						
	ML 280 CDI			07.05	05.11	13.0460-7219.2	607219	1	23923 17,6 +/WE 23923 17,6 +/WE Warnkontakt L=98mm	ATE
	ML 300			05.09	05.11					
	ML 300 CDI 4-matic			07.09	05.11					
	ML 320 CDI			07.05	05.11					
	ML 350			07.05	05.11					
	ML 350 BT 4-matic			05.09	05.11					
	ML 350 CDI 4-matic			07.09	05.11					
	ML 420 CDI 4-matic			04.06	05.11					
	ML 450 CDI 4-matic			09.09	05.11					
	ML 450 Hybrid 4-matic			08.09	05.11					
ML 500			07.05	05.11						
ML 63 AMG			09.05	05.11	24.8190-0425.2	620425	1	Warnkontakt L=98mm		
	ML 280 CDI			07.05	05.11	24.0114-0114.1	414114		330 14,0 11,4 L +S +B	
	ML 300			05.09	05.11					
	ML 300 CDI 4-matic			07.09	05.11					
	ML 320 CDI			07.05	05.11					
	ML 350			07.05	05.11					
	ML 350 BT 4-matic			05.09	05.11					
	ML 350 CDI 4-matic			07.09	05.11					
	ML 420 CDI 4-matic			04.06	05.11					
	ML 450 CDI 4-matic			09.09	05.11					
	ML 450 Hybrid 4-matic			08.09	05.11					
ML 500			07.05	05.11						
	ML 280 CDI			07.05	05.11	24.0122-0226.1	422226		330 22,0 19,4 V L +S +B	
	ML 300			05.09	05.11					
	ML 300 CDI 4-matic			07.09	05.11					
	ML 320 CDI			07.05	05.11					
	ML 350			07.05	05.11					
	ML 350 BT 4-matic			05.09	05.11					
	ML 350 CDI 4-matic			07.09	05.11					
	ML 420 CDI 4-matic			04.06	05.11					
	ML 450 CDI 4-matic			09.09	05.11					
	ML 450 Hybrid 4-matic			08.09	05.11					
ML 500			07.05	05.11						

1) - 18" wheel / - ruota 18" / - roue 18" / - rueda 18"
2) + 18" wheel / + ruota 18" / + roue 18" / + rueda 18"





MERCEDES BENZ M-Klasse (W164) (05-11)

	ML 280 CDI ML 300 ML 300 CDI 4-matic ML 320 CDI ML 350 ML 350 BT 4-matic ML 350 CDI 4-matic ML 420 CDI 4-matic ML 450 CDI 4-matic ML 450 Hybrid 4-matic ML 500 ML 63 AMG			07.05 05.09 07.09 07.05 07.05 05.09 07.09 04.06 09.09 08.09 07.05 09.05	05.11 05.11 05.11 05.11 05.11 05.11 05.11 05.11 05.11 05.11 05.11 05.11			03.0137-0451.2 650451			210 x 30
--	-----------------------------------------------------------------------------------------------------------------------------------------------------------------------------------------------------------	--	--	----------------------------------------------------------------------------------------------------------	----------------------------------------------------------------------------------------------------------	--	--	--------------------------	--	--	----------

MERCEDES BENZ M-Klasse (W166) (11-)

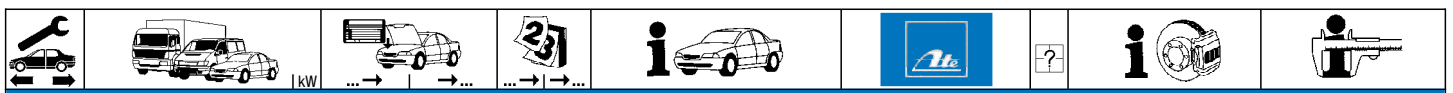
	ML 250 CDI BT 4-matic 150 ML 350 BT 4-matic 190 ML 350 CDI 4-matic 170 ML 400 Hybrid 4-matic			06.11 06.11 06.11 02.12				13.0460-7282.2 607282 13.0470-7282.2 LD7282 24.8190-0425.2 620425	1		25192 21,3 +/WE ATE 25192 21,3 +/WE ATE Warnkontakt L=98mm
	ML 350 BE 4-matic 225			06.11				13.0460-7282.2 607282 13.0470-7282.2 LD7282 13.0460-7283.2 607283 24.8190-0425.2 620425	1	- AMG Sportpaket 1) - AMG Sportpaket 1) + AMG Sportpaket 2)	25192 21,3 +/WE ATE 25192 21,3 +/WE ATE XXXXX 19,3 +/WE ATE Warnkontakt L=98mm
	ML 500 BE 4-matic 300			02.12				13.0460-7283.2 607283 24.8190-0425.2 620425	1		XXXXX 19,3 +/WE ATE Warnkontakt L=98mm
	ML 63 AMG 4-matic			04.12				13.0460-4839.2 604839 24.8190-0420.2 620420	1		24455 16,8 /WE BRE Warnkontakt L=119mm
	ML 250 CDI BT 4-matic 150 ML 350 BT 4-matic 190 ML 350 CDI 4-matic 170 ML 400 Hybrid 4-matic			06.11 06.11 06.11 02.12				24.8190-0410.2 620410	1		Warnkontakt L=97,5mm
	ML 350 BE 4-matic 225 ML 500 BE 4-matic 300			06.11 02.12				24.8190-0410.2 620410	1		Warnkontakt L=97,5mm
	ML 63 AMG 4-matic			04.12				24.8190-0410.2 620410	1		Warnkontakt L=97,5mm

MERCEDES BENZ R-Klasse (W251,V251) (06-12)

	R 280 R 280 CDI 4-matic R 300 R 300 CDI R 300 CDI 4-matic R 320 CDI 4-matic R 350 R 350 BT 4-matic R 350 CDI 4-matic			01.07 11.05 07.09 07.09 07.09 11.05 11.05 05.09 05.09	10.12 10.12 10.12 10.12 10.12 10.12 10.12 10.12 10.12			13.0460-7220.2 607220 13.0470-7220.2 LD7220 24.8190-0425.2 620425	1		23922 21,0 +/WE ATE 23922 21,0 +/WE ATE Warnkontakt L=98mm
	R 280 CDI R 350 4-matic R 500 4-matic			05.06 01.06 11.05	10.12 10.12 10.12			13.0460-7220.2 607220 24.8190-0425.2 620425	1		23922 21,0 +/WE ATE Warnkontakt L=98mm
	R 63 AMG			11.05	10.12			24.8190-0425.2 620425	1		Warnkontakt L=98mm
	R 280 R 280 CDI R 280 CDI 4-matic R 300 R 300 CDI R 300 CDI 4-matic R 320 CDI 4-matic R 350 R 350 BT 4-matic R 350 CDI 4-matic			01.07 05.06 11.05 01.07 07.09 07.09 11.05 11.05 05.09 05.09	10.12 10.12 10.12 10.12 10.12 10.12 10.12 10.12 10.12 10.12	- 18" Rad 3)		24.0132-0158.1 432158			330 32,0 29,4 V L +S +B
	R 280 CDI R 350 4-matic R 350 BT 4-matic R 500 4-matic R 63 AMG			05.06 01.06 05.09 11.05 11.05	10.12 10.12 10.12 10.12 10.12	+ 18" Rad 4) + 18" Rad 4)		24.0132-0157.1 432157			350 32,0 29,4 V L +S +B
	R 280 R 280 CDI 4-matic R 300 R 300 CDI R 300 CDI 4-matic R 320 CDI 4-matic R 350 R 350 BT 4-matic R 350 CDI 4-matic R 500 4-matic			01.07 11.05 07.09 07.09 07.09 11.05 11.05 05.09 05.09 11.05	10.12 10.12 10.12 10.12 10.12 10.12 10.12 10.12 10.12 10.12			13.0460-7219.2 607219 13.0470-7219.2 LD7219 24.8190-0425.2 620425	1	+ 18" Rad 4) + 18" Rad 4)	23923 17,6 +/WE ATE 23923 17,6 +/WE ATE Warnkontakt L=98mm
	R 280 CDI R 350 4-matic			05.06 01.06	10.12 10.12			13.0460-7219.2 607219 13.0470-7219.2 LD7219 24.8190-0425.2 620425	1		23923 17,6 +/WE ATE 23923 17,6 +/WE ATE Warnkontakt L=98mm
	R 63 AMG			11.05	10.12			24.8190-0425.2 620425	1		Warnkontakt L=98mm
	R 280 R 280 CDI R 280 CDI 4-matic R 300 R 300 CDI R 300 CDI 4-matic R 320 CDI 4-matic R 350			01.07 05.06 11.05 01.07 07.09 07.09 11.05 11.05	10.12 10.12 10.12 10.12 10.12 10.12 10.12 10.12			03.0137-0451.2 650451			210 x 30

1) - AMG sports package / - kit sportivo AMG / - version sport AMG / - paquete deportivo AMG
 2) + AMG sports package / + pacchetto sportivo AMG / + version Sport AMG / + kit deportivo AMG
 3) - 18" wheel / - ruota 18" / - roue 18" / - rueda 18"
 4) + 18" wheel / + ruota 18" / + roue 18" / + rueda 18"





MERCEDES BENZ R-Klasse (W251,V251) (06-12)

	R 350 4-matic R 350 BT 4-matic R 350 CDI 4-matic R 500 4-matic R 63 AMG			01.06 05.09 05.09 11.05 11.05	10.12 10.12 10.12 10.12 10.12	03.0137-0451.2	650451			210 x 30
--	-------------------------------------------------------------------------------------	--	--	-------------------------------------------	-------------------------------------------	----------------	--------	--	--	----------

MERCEDES BENZ S-Klasse (W140) (91-93)

	300 SE 3.2 300 SE 3.2 300 SEL 3.2 300 SEL 3.2		A050547 A023718 A050547 A023718	04.91 04.91 04.91 04.91	+ Leichtmetallfelgen ¹⁾ - Leichtmetallfelgen ²⁾ + Leichtmetallfelgen ¹⁾ - Leichtmetallfelgen ²⁾	13.0460-6036.2 24.8190-0401.2	606036 620401	4		21304 18,5 /WE Warnkontakt L=95mm	ATE
	300 SE 2.8 / S 280 300 SE 3.2 300 SE 3.2 300 SEL 3.2 300 SEL 3.2 350 SD Turbo 400 SE 400 SEL 500 SE 500 SEC 500 SEL 600 SE V12 600 SEC V12 600 SEL V12	A023719 A050548 A023719 A050548		08.92 06.93 06.93 06.93 06.93 03.93 04.91 04.91 04.91 04.91 06.92 04.91 04.91 06.92 04.91	06.93 - Leichtmetallfelgen ²⁾ + Leichtmetallfelgen ¹⁾ - Leichtmetallfelgen ²⁾ + Leichtmetallfelgen ¹⁾ 06.93 06.93 06.93 06.93 06.93 06.93 06.93 06.93 06.93 06.93	13.0460-9033.2 13.0460-0263.2 24.8190-0401.2	609033 610263 620401	4		21303 18,2 /WE Einbausatz Warnkontakt L=95mm	ATE
	300 SE 3.2 300 SE 3.2 300 SEL 3.2 300 SEL 3.2		A050547 A023718 A050547 A023718	04.91 04.91 04.91 04.91	+ Leichtmetallfelgen ¹⁾ - Leichtmetallfelgen ²⁾ + Leichtmetallfelgen ¹⁾ - Leichtmetallfelgen ²⁾	24.0128-0127.1	428127			310 28,0 25,4 V L +B	
	300 SE 2.8 / S 280 300 SE 3.2 300 SE 3.2 300 SEL 3.2 300 SEL 3.2 350 SD Turbo 400 SE 400 SEL 500 SE 500 SEC 500 SEL 600 SE V12 600 SEC V12 600 SEL V12	A023719 A050548 A023719 A050548		08.92 06.93 06.93 06.93 06.93 03.93 04.91 04.91 04.91 04.91 06.92 04.91 04.91 06.92 04.91	06.93 - Leichtmetallfelgen ²⁾ + Leichtmetallfelgen ¹⁾ - Leichtmetallfelgen ²⁾ + Leichtmetallfelgen ¹⁾ 06.93 06.93 06.93 06.93 06.93 06.93 06.93 06.93 06.93	24.0130-0100.1	430100			320 30,0 27,4 V L +B	
	300 SE 2.8 / S 280 300 SE 3.2 300 SEL 3.2 350 SD Turbo 400 SE 400 SEL 500 SE 500 SEC 500 SEL 600 SE V12 600 SEC V12 600 SEL V12			08.92 04.91 04.91 03.93 04.91 04.91 04.91 06.92 04.91 04.91 06.92 04.91 04.91 06.92 04.91	06.93 06.93 06.93 06.93 06.93 06.93 06.93 06.93 06.93 06.93 06.93 06.93 06.93 06.93 06.93	13.0460-4047.2 13.0470-4047.2 24.8190-0401.2	604047 LD4047 620401	4	+ ASR	21305 16,1 /WE 21305 16,1 /WE Warnkontakt L=95mm	ATE ATE
	300 SE 2.8 / S 280 300 SE 3.2 300 SEL 3.2 350 SD Turbo 400 SE 400 SEL 500 SE 500 SEC 500 SEL 600 SE V12 600 SEC V12 600 SEL V12			08.92 04.91 04.91 03.93 04.91 04.91 04.91 06.92 04.91 04.91 06.92 04.91 04.91 06.92 04.91	06.93 06.93 06.93 06.93 06.93 06.93 06.93 06.93 06.93 06.93 06.93 06.93 06.93 06.93 06.93	24.0112-0129.1	412129			290 12,0 9,8 L	
	400 SE 400 SEL 500 SE 500 SEC 500 SEL 600 SE V12 600 SEC V12 600 SEL V12			04.91 04.91 04.91 06.92 04.91 04.91 06.92 04.91	06.93 06.93 06.93 06.93 06.93 06.93 06.93 06.93	24.0122-0133.1	422133			300 22,0 19,4 V L	
	300 SE 2.8 / S 280 300 SE 3.2 300 SEL 3.2 350 SD Turbo 400 SE 400 SEL 500 SE 500 SEC 500 SEL 600 SE V12 600 SEC V12 600 SEL V12			08.92 04.91 04.91 03.93 04.91 04.91 04.91 06.92 04.91 04.91 06.92 04.91 04.91 06.92 04.91	06.93 06.93 06.93 06.93 06.93 06.93 06.93 06.93 06.93 06.93 06.93 06.93 06.93 06.93 06.93	03.0137-0244.2	650244			164 x 25 /Zub	

MERCEDES BENZ S-Klasse (W140) (93-98)

	S 280 / 300 SE 2.8 S 300 TD S 320 S 350 TD S 420			07.93 04.96 07.93 07.93 07.93	10.98 10.98 10.98 06.96 10.98	13.0460-9033.2 13.0460-0263.2 24.8190-0401.2	609033 610263 620401	4		21303 18,2 /WE Einbausatz Warnkontakt L=95mm	ATE
--	--------------------------------------------------------------	--	--	-------------------------------------------	-------------------------------------------	----------------------------------------------------	----------------------------	---	--	----------------------------------------------------	-----

¹⁾ + light alloy rims / + cerchioni in lega / + jantes en alliage léger / + Llantas de aleación ligera
²⁾ - light alloy rims / - cerchioni in lega / - jantes en alliage léger / - Llantas de aleación ligera





MERCEDES BENZ S-Klasse (W140) (93-98)






	S 420 C S 500 S 500 C S 600 S 600 C			04.94 07.93 07.93 07.93 07.93	05.96 10.98 05.96 10.98 05.96			13.0460-9033.2 13.0460-0263.2 24.8190-0401.2	609033 610263 620401	4		21303 18,2 /WE Einbausatz Warnkontakt L=95mm	ATE
	S 280 / 300 SE 2.8 S 300 TD S 320 S 350 TD S 420 S 420 C S 500 S 500 C S 600 S 600 C			07.93 04.96 07.93 07.93 07.93 04.94 07.93 07.93 07.93 07.93	10.98 10.98 10.98 06.96 10.98 05.96 10.98 05.96 10.98 05.96			24.0130-0100.1	430100			320 30,0 27,4 V L +B	
	S 280 / 300 SE 2.8 S 300 TD S 320 S 350 TD S 420 S 420 C S 500 S 500 C S 600 S 600 C			07.93 04.96 07.93 07.93 07.93 04.94 07.93 07.93 07.93 07.93	10.98 10.98 10.98 06.96 10.98 05.96 10.98 05.96 10.98 05.96			13.0460-4047.2 13.0470-4047.2 24.8190-0401.2	604047 LD4047 620401	4	+ ASR	21305 16,1 /WE 21305 16,1 /WE Warnkontakt L=95mm	ATE ATE
	S 280 / 300 SE 2.8 S 300 TD S 320 S 350 TD			07.93 04.96 07.93 07.93	10.98 10.98 10.98 06.96			24.0112-0129.1	412129			290 12,0 9,8 L	
	S 420 S 420 C S 500 S 500 C S 600 S 600 C			07.93 04.94 07.93 07.93 07.93 07.93	10.98 05.96 10.98 05.96 10.98 05.96			24.0122-0133.1	422133			300 22,0 19,4 V L	
	S 280 / 300 SE 2.8 S 300 TD S 320 S 350 TD S 420 S 420 C S 500 S 500 C S 600 S 600 C			07.93 04.96 07.93 07.93 07.93 04.94 07.93 07.93 07.93 07.93	10.98 10.98 10.98 06.96 10.98 05.96 10.98 05.96 10.98 05.96			03.0137-0244.2	650244			164 x 25 /Zub	

MERCEDES BENZ S-Klasse (W220) (98-06)


















	S 280 S 320 S 320 CDI	145		11.98 11.98 08.99	12.01 12.01 12.01			13.0460-4984.2 13.0470-4984.2 13.0460-0275.2 24.8190-0410.2	604984 LD4984 610275 620410	2		23271 17,4 +/WE(1,8) 23271 17,4 +/WE(1,8) Einbausatz Warnkontakt L=97,5mm	BRE BRE
	S 400 CDI S 430			08.00 11.98	12.01 12.01			13.0460-4984.2 13.0460-0269.2 24.8190-0410.2	604984 610269 620410	2		23271 17,4 +/WE(1,8) Einbausatz Warnkontakt L=97,5mm	BRE
	S 500 S 55 AMG			11.98 04.99	12.01 12.01	- gepanzerte Fahrzeuge ¹⁾		13.0460-4984.2 13.0460-0269.2 24.8190-0410.2	604984 610269 620410	2		23271 17,4 +/WE(1,8) Einbausatz Warnkontakt L=97,5mm	BRE
	S 280 S 320 S 320 CDI S 320 CDI S 350 S 370	145 150		01.02 01.02 01.02 09.02 09.02 08.04	03.06 03.06 03.06 03.06 03.06 03.06			13.0460-4990.2 13.0470-4990.2 13.0460-4984.2 13.0470-4984.2 13.0460-0275.2 24.8190-0416.2 24.8190-0410.2	604990 LD4990 604984 LD4984 610275 620416 620410	1 1		23745 17,4 +/WE(1,8/7) 23745 17,4 +/WE(1,8/7) 23271 17,4 +/WE(1,8) 23271 17,4 +/WE(1,8) Einbausatz Warnkontakt L=100mm Warnkontakt L=97,5mm	BRE BRE BRE BRE
	S 400 CDI S 430			01.02 01.02	03.06 03.06			13.0460-4990.2 13.0470-4990.2 13.0460-4984.2 13.0470-4984.2 13.0460-0275.2 24.8190-0416.2 24.8190-0410.2	604990 LD4990 604984 LD4984 610275 620416 620410	1 1		23745 17,4 +/WE(1,8/7) 23745 17,4 +/WE(1,8/7) 23271 17,4 +/WE(1,8) 23271 17,4 +/WE(1,8) Einbausatz Warnkontakt L=100mm Warnkontakt L=97,5mm	BRE BRE BRE
	S 500 S 55 AMG S 600			01.02 01.02 08.99	03.06 03.06 03.06	- gepanzerte Fahrzeuge ¹⁾ - gepanzerte Fahrzeuge ¹⁾		13.0460-4990.2 13.0460-4984.2 13.0460-0275.2 24.8190-0416.2 24.8190-0410.2	604990 604984 610275 620416 620410	1 1		23745 17,4 +/WE(1,8/7) 23271 17,4 +/WE(1,8) Einbausatz Warnkontakt L=100mm Warnkontakt L=97,5mm	BRE BRE
	S 350 4-matic			06.03	03.06			13.0460-7203.2 24.8190-0416.2 24.8190-0410.2	607203 620416 620410	1 1		21670 19,3 +/WE Warnkontakt L=100mm Warnkontakt L=97,5mm	ATE
	S 430 4-matic S 500 4-matic			09.02 09.02	03.06 03.06			13.0460-7183.2 24.8190-0425.2	607183 620425	1		21484 20,5 +/WE Warnkontakt L=98mm	ATE
	S 55 Kompressor AMG S 65 AMG			06.02 03.04	03.06 03.06			13.0460-4997.2 24.8190-0410.2	604997 620410	2		23944 17,5 +/WE Warnkontakt L=97,5mm	BRE
	S 500 S 600			11.98 08.99	03.06 03.06	+ gepanzerte Fahrzeuge ²⁾ + gepanzerte Fahrzeuge ²⁾		24.8190-0410.2	620410	2		Warnkontakt L=97,5mm	

¹⁾ - armoured vehicles / - veicoli blindati / - véhicule blindé / - vehiculo blindado
²⁾ + armoured vehicles / + veicoli blindati / + véhicule blindé / + vehiculo blindado

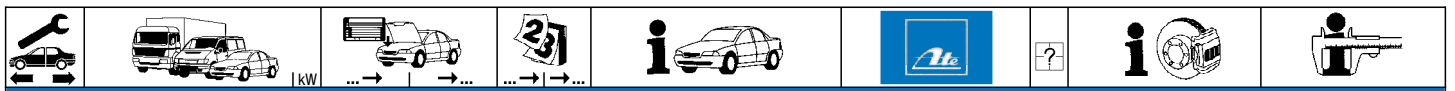


MERCEDES BENZ S-Klasse (W220) (98-06)											
	S 280			11.98	03.06		24.0128-0125.1	428125		312 28,0 26,0 V L +B Halterschraube	
	S 320			11.98	03.06		13.8190-0330.1	990134	4		
	S 350			09.02	03.06						
	S 370			08.04	03.06						
	S 320 CDI	145		08.99	03.06		24.0132-0115.1	432115			330 32,0 30,0 V L +B Halterschraube
	S 320 CDI	150		09.02	03.06		13.8190-0330.1	990134	4		
	S 400 CDI			08.00	03.06						
	S 430			11.98	03.06						
	S 500			11.98	03.06	- gepanzerte Fahrzeuge 1)					
	S 350 4-matic			06.03	03.06		24.0130-0172.1	430172			304 30,0 27,4 V L Halterschraube
						13.8190-0330.1	990134	4			
S 430 4-matic			09.02	03.06		24.0132-0136.1	432136		330 32,0 30,0 V L +B Halterschraube		
S 500 4-matic			09.02	03.06		13.8190-0330.1	990134	4			
S 55 AMG			04.99	03.06		24.0132-0125.1	432125		345 32,0 30,0 V L +B Halterschraube		
S 600			08.99	03.06	- gepanzerte Fahrzeuge 1)	13.8190-0330.1	990134	4			
S 55 Kompressor AMG			06.02	03.06		24.0136-0105.1	436105		360 36,0 34,0 V L +B		
	S 280			11.98	03.06		13.0460-4069.2	604069		23078 15,2 /WE Warnkontakt L=97,5mm ATE	
	S 320			11.98	03.06		24.8190-0410.2	620410	1		
	S 320 CDI	145		08.99	03.06						
	S 370			08.04	03.06						
	S 400 CDI			08.00	09.02						
	S 430			11.98	09.02						
	S 500			11.98	09.02	- gepanzerte Fahrzeuge 1)					
	S 55 AMG			04.99	09.02						
	S 320 CDI	150		09.02	03.06		13.0460-7171.2	607171			23334 16,7 +/WE 23334 16,7 +/WE Warnkontakt L=97,5mm ATE ATE
	S 350			09.02	03.06		13.0470-7171.2	LD7171			
	S 350 4-matic			06.03	03.06		24.8190-0410.2	620410	1		
	S 400 CDI			10.02	03.06						
	S 430			10.02	03.06						
	S 430 4-matic			09.02	03.06						
	S 500			10.02	03.06	- gepanzerte Fahrzeuge 1)					
S 500 4-matic			09.02	03.06	- gepanzerte Fahrzeuge 1)						
S 600			08.99	03.06	- gepanzerte Fahrzeuge 1)						
S 55 Kompressor AMG			06.02	03.06		13.0460-4998.2	604998				
						24.8190-0410.2	620410	1	23478 16,5 /WE Warnkontakt L=97,5mm BRE		
S 500			11.98	03.06	+ gepanzerte Fahrzeuge 2)	13.0460-4047.2	604047		21305 16,1 /WE ATE		
S 600			08.99	03.06	+ gepanzerte Fahrzeuge 2)	13.0470-4047.2	LD4047		21305 16,1 /WE Warnkontakt L=97,5mm ATE		
						24.8190-0410.2	620410	1			
S 65 AMG			03.04	03.06		13.0460-4819.2	604819		23478 14,6 /WE Warnkontakt L=97,5mm BRE		
						24.8190-0410.2	620410	1			
	S 280			11.98	03.06		24.0111-0153.1	411153		300 11,0 9,3 +B	
	S 320			11.98	03.06						
	S 320 CDI	145		08.99	03.06						
	S 320 CDI	150		09.02	03.06						
	S 350			09.02	03.06						
	S 370			08.04	03.06						
	S 430			10.02	03.06						
	S 350 4-matic			06.03	03.06		24.0122-0192.1	422192			300 22,0 19,4 V L +B
	S 400 CDI			08.00	03.06						
	S 430			11.98	09.02						
S 430 4-matic			09.02	03.06	- gepanzerte Fahrzeuge 1)						
S 500			11.98	03.06							
S 500 4-matic			09.02	03.06							
S 55 AMG			04.99	03.06		24.0122-0213.1	422213		315 22,0 19,4 V L +B		
S 55 Kompressor AMG			06.02	03.06		24.0126-0137.1	426137		330 26,0 24,0 V L +B		
	S 280			11.98	03.06		03.0137-4016.2	654016		180 x 25 /Zub Einbausatz	
	S 320			11.98	03.06		03.0137-9297.2	669297			
	S 320 CDI	145		08.99	03.06						
	S 320 CDI	150		09.02	03.06						
	S 350			09.02	03.06						
	S 350 4-matic			06.03	03.06						
	S 370			08.04	03.06						
	S 400 CDI			08.00	03.06						
	S 430			11.98	03.06						
	S 430 4-matic			09.02	03.06						
	S 500			11.98	03.06	- gepanzerte Fahrzeuge 1)					
	S 500 4-matic			09.02	03.06						
	S 55 AMG			04.99	03.06						
	S 55 Kompressor AMG			06.02	03.06						
	S 600			08.99	03.06	- gepanzerte Fahrzeuge 1)					
MERCEDES BENZ S-Klasse (W221) (06-13)											
	S 250 CDI	150		01.11	05.13		13.0460-4817.2	604817		23960 18,3 /WE Warnkontakt L=119mm BRE	
	S 280 / S 300	170		04.06	05.13		24.8190-0420.2	620420	1		
	S 320 CDI	155		12.05	05.13						
	S 320 CDI / S 350 CDI	173		12.05	05.13						
	S 320 CDI 4-matic	155		12.05	05.13						
	S 320 CDI 4-matic	173		05.06	05.13						
	S 350	200		12.05	05.13						
	S 350 4-matic	200		02.07	05.13						
	S 350 BlueTec	190		04.11	05.13						
	S 350 BlueTec 4-matic	190		04.11	05.13						
	S 350 CGI	225		04.11	05.13						
	S 350 CGI 4-matic	225		04.11	05.13						
	S 400 Hybrid	205		06.09	05.13						

1) - armoured vehicles / - veicoli blindati / - véhicule blindé / - vehiculo blindado
2) + armoured vehicles / + veicoli blindati / + véhicule blindé / + vehiculo blindado

																	
MERCEDES BENZ S-Klasse (W221) (06-13)																	
	S 420 CDI / S 450 CDI	235		04.06	05.13	13.0460-4817.2	604817	1	23960 18,3 /WE Warnkontakt L=119mm	BRE							
	S 450	250		04.06	05.13	24.8190-0420.2	620420										
	S 450 4-matic	250		04.06	05.13												
	S 500	285		12.05	05.13												
S 500 4-matic	285		04.06	05.13													
	S 600	380	A 000100	12.05		13.0460-4997.2	604997	1	- AMG Sportpaket 1) + AMG Sportpaket 2)	23944 17,5 +/WE 24455 16,8 /WE Warnkontakt L=97,5mm	BRE BRE						
	S 600	380	A 000101		05.13	13.0460-4839.2	604839										
	S 600	380	A 000101		05.13	24.8190-0410.2	620410										
	S 63 AMG			01.07	05.13	24.8190-0420.2	620420	1		Warnkontakt L=119mm	BRE						
	S 65 AMG			04.06	05.13												
	S 250 CDI	150		01.11	05.13	24.0132-0137.1	432137			335 32,0 30,0 V L +S +B							
	S 280 / S 300	170		04.06	05.13												
	S 320 CDI	155		12.05	05.13												
	S 320 CDI / S 350 CDI	173		12.05	05.13												
	S 350	200		12.05	05.13												
	S 350 4-matic	200		02.07	05.13												
	S 350 BlueTec	190		04.11	05.13												
	S 350 CGI	225		04.11	05.13												
	S 350 CGI 4-matic	225		04.11	05.13												
	S 400 Hybrid	205		06.09	05.13												
	S 500	285		12.05	05.13												
	S 250 CDI	150		01.11	05.13							24.0132-0138.1	432138			350 32,0 30,0 V L +S +B	
	S 280 / S 300	170		04.06	05.13												
	S 320 CDI	155		12.05	05.13												
	S 320 CDI / S 350 CDI	173		12.05	05.13												
	S 320 CDI 4-matic	155		12.05	05.13												
	S 320 CDI 4-matic	173		05.06	05.13												
	S 350	200		12.05	05.13												
	S 350 4-matic	200		02.07	05.13												
S 350 BlueTec	190		04.11	05.13													
S 350 BlueTec 4-matic	190		04.11	05.13													
S 350 CGI	225		04.11	05.13													
S 350 CGI 4-matic	225		04.11	05.13													
S 400 Hybrid	205		06.09	05.13													
S 420 CDI / S 450 CDI	235		04.06	05.13													
S 450	250		04.06	05.13													
S 450 4-matic	250		04.06	05.13													
S 500	285		12.05	05.13													
S 500 4-matic	285		04.06	05.13													
S 500 CGI	320		04.11	05.13	24.0136-0102.1	436102			360 36,0 34,0 V L +B								
S 500 CGI 4-matic	320		03.11	05.13													
S 600	380	A 404679	12.05		24.0136-0108.1	436108			360 36,0 34,0 V L +S +B								
	S 280 / S 300	170		04.06	05.13	24.0711-6348.3	360334	2		Radsensor L=1002							
	S 320 CDI	155		12.05	05.13												
	S 320 CDI / S 350 CDI	173		12.05	05.13												
	S 350	200		12.05	05.13												
	S 350 BlueTec	190		04.11	05.13												
	S 350 CGI	225		04.11	05.13												
	S 400 Hybrid	205		06.09	05.13												
	S 420 CDI / S 450 CDI	235		04.06	05.13												
	S 450	250		04.06	05.13												
	S 500	285		12.05	05.13												
	S 500 CGI	320		04.11	05.13												
	S 600	380		12.05	05.13												
	S 63 AMG			01.07	05.13												
	S 65 AMG			04.06	05.13												
	S 320 CDI 4-matic	155	A 293047	12.05								24.0711-5193.3	360238	2		Radsensor L=778	
	S 320 CDI 4-matic	173	A 293047	05.06													
	S 350 4-matic	200	A 293047	02.07													
S 450 4-matic	250	A 293047	04.06														
S 500 4-matic	285	A 293047	04.06														
	S 250 CDI	150		01.11	05.13	24.8190-0410.2	620410	1		Warnkontakt L=97,5mm							
	S 320 CDI	155	A 289059		05.13												
	S 320 CDI / S 350 CDI	173	A 289059		05.13												
	S 320 CDI 4-matic	155	A 289059		05.13												
	S 320 CDI 4-matic	173	A 289059		05.13												
	S 350	200	A 289059		05.13												
	S 350 4-matic	200	A 289059		05.13												
	S 350 BlueTec	190		04.11	05.13												
	S 350 BlueTec 4-matic	190		04.11	05.13												
	S 350 CGI	225		04.11	05.13												
	S 350 CGI 4-matic	225		04.11	05.13												
	S 400 Hybrid	205	A 289059		05.13												
	S 450	250	A 289059		05.13												
	S 450 4-matic	250	A 289059		05.13												
	S 500	285	A 289059		05.13												
	S 500 4-matic	285	A 289059		05.13												
	S 500 CGI	320		04.11	05.13												
S 280 / S 300	170		04.06	05.13	13.0460-7171.2	607171	1		23334 16,7 +/WE 23334 16,7 +/WE Warnkontakt L=97,5mm	ATE ATE							
S 320 CDI	155	A 289058	12.05		13.0470-7171.2	LD7171											
S 320 CDI / S 350 CDI	173	A 289058	12.05		24.8190-0410.2	620410											
S 320 CDI 4-matic	155	A 289058	12.05														
S 320 CDI 4-matic	173	A 289058	05.06														
S 350	200	A 289058	12.05														

1) - AMG sports package / - kit sportivo AMG / - version sport AMG / - paquete deportivo AMG
2) + AMG sports package / + pacchetto sportivo AMG / + version Sport AMG / + kit deportivo AMG
3) - sport package AMG / - pacchetto sportivo AMG / - version sport AMG / - kit deportivo AMG
4) + sports package AMG / + pacchetto sportivo AMG / + version sport AMG / + kit deportivo AMG









MERCEDES BENZ S-Klasse (W221) (06-13)

	S 350 4-matic	200	A 289058	02.07			13.0460-7171.2	607171			23334 16,7 +/WE 23334 16,7 +/WE Warnkontakt L=97,5mm	ATE ATE	
	S 350 BlueTec	190		04.11	05.13	- Sportpaket AMG ¹⁾	13.0470-7171.2	LD7171					
	S 350 BlueTec 4-matic	190		04.11	05.13	- Sportpaket AMG ¹⁾	24.8190-0410.2	620410	1				
	S 350 CGI	225		04.11	05.13	- Sportpaket AMG ¹⁾							
	S 350 CGI 4-matic	225		04.11	05.13	- Sportpaket AMG ¹⁾							
	S 400 Hybrid	205	A 289058	06.09									
	S 420 CDI / S 450 CDI	235		04.06	05.13								
	S 450	250	A 289058	04.06									
	S 450 4-matic	250	A 289058	04.06									
	S 500	285	A 289058	12.05									
S 500 4-matic	285	A 289058	04.06										
S 600	380		12.05	05.13		13.0460-4998.2	604998		1	23478 16,5 /WE Warnkontakt L=97,5mm	BRE		
S 63 AMG			01.07	05.13									
S 65 AMG			04.06	05.13		24.8190-0420.2	620420		1	Warnkontakt L=119mm			
	S 250 CDI	150		01.11	05.13	- Sportpaket AMG ¹⁾	24.0112-0183.1	412183			300 12,0 10,0 +S +B		
	S 280 / S 300	170	A 265575	04.06									
	S 320 CDI	155	A 265575	12.05									
	S 320 CDI / S 350 CDI	173	A 265575	12.05									
	S 320 CDI 4-matic	155	A 265575	12.05									
	S 320 CDI 4-matic	173	A 265575	05.06									
	S 350	200	A 265575	12.05									
	S 350 4-matic	200	A 265575	02.07									
	S 400 Hybrid	205		06.09	05.13	- Sportpaket AMG ¹⁾							
	S 280 / S 300	170	A 265576		05.13		24.0122-0229.1	422229			- AMG Sportpaket ²⁾ + AMG Sportpaket ³⁾	300 22,0 19,4 V L +B 320 24,0 21,4 V L +S +B	
	S 320 CDI	155	A 265576		05.13		24.0124-0212.1	424212					
	S 320 CDI / S 350 CDI	173	A 265576		05.13								
	S 320 CDI 4-matic	155	A 265576		05.13								
	S 320 CDI 4-matic	173	A 265576		05.13								
	S 350	200	A 265576		05.13								
	S 350 4-matic	200	A 265576		05.13								
	S 350 BlueTec	190		04.11	05.13								
	S 350 BlueTec 4-matic	190		04.11	05.13								
	S 350 CGI	225		04.11	05.13								
	S 350 CGI 4-matic	225		04.11	05.13								
	S 250 CDI	150		01.11	05.13	+ Sportpaket AMG ⁴⁾	24.0124-0212.1	424212				320 24,0 21,4 V L +S +B	
	S 400 Hybrid	205		06.09	05.13	+ Sportpaket AMG ⁴⁾							
	S 420 CDI / S 450 CDI	235		04.06	05.13								
	S 450	250		04.06	05.13								
	S 450 4-matic	250		04.06	05.13								
	S 500	285		12.05	05.13								
	S 500 4-matic	285		04.06	05.13								
	S 500 CGI	320		04.11	05.13								
	S 600	380		12.05	05.13		24.0126-0149.1	426149				330 26,0 23,4 V L +S +B	
		S 280 / S 300	170	A 293047	04.06			24.0711-6349.3	360333	2		Radsensor L=675	
S 320 CDI		155	A 293047	12.05									
S 320 CDI / S 350 CDI		173	A 293047	12.05									
S 320 CDI 4-matic		155	A 293047	12.05									
S 320 CDI 4-matic		173	A 293047	05.06									
S 350		200	A 293047	12.05									
S 350 4-matic		200	A 293047	02.07									
S 420 CDI / S 450 CDI		235	A 293047	04.06									
S 450		250	A 293047	04.06									
S 450 4-matic		250	A 293047	04.06									
S 500		285	A 293047	12.05									
S 500 4-matic		285	A 293047	04.06									
S 600		380	A 293047	12.05									
S 63 AMG			A 293047	01.07									
S 65 AMG		A 293047	04.06										
	S 250 CDI	150		01.11	05.13		03.0137-4006.2	654006			180 x 25 /Zub		
	S 280 / S 300	170		04.06	05.13								
	S 320 CDI	155		12.05	05.13								
	S 320 CDI / S 350 CDI	173		12.05	05.13								
	S 320 CDI 4-matic	155		12.05	05.13								
	S 320 CDI 4-matic	173		05.06	05.13								
	S 350	200		12.05	05.13								
	S 350 4-matic	200		02.07	05.13								
	S 350 BlueTec	190		04.11	05.13								
	S 350 BlueTec 4-matic	190		04.11	05.13								
	S 350 CGI	225		04.11	05.13								
	S 350 CGI 4-matic	225		04.11	05.13								
	S 400 Hybrid	205		06.09	05.13								
	S 420 CDI / S 450 CDI	235		04.06	05.13								
	S 450	250		04.06	05.13								
	S 450 4-matic	250		04.06	05.13								
	S 500	285		12.05	05.13								
	S 500 4-matic	285		04.06	05.13								
	S 500 CGI	320		04.11	05.13								
	S 500 CGI 4-matic	320		03.11	05.13								
S 600	380		12.05	05.13		03.0137-4006.2	654006			- gepanzerte Fahrzeuge ⁵⁾	180 x 25 /Zub		
S 63 AMG			01.07	05.13									
S 65 AMG			04.06	05.13									















¹⁾ - sport package AMG / - pacchetto sportivo AMG / - version sport AMG / - kit deportivo AMG
²⁾ - AMG sports package / - kit sportivo AMG / - version sport AMG / - paquete deportivo AMG
³⁾ + AMG sports package / + pacchetto sportivo AMG / + version Sport AMG / + kit deportivo AMG
⁴⁾ + sports package AMG / + pacchetto sportivo AMG / + version sport AMG / + kit deportivo AMG
⁵⁾ - armoured vehicles / - veicoli blindati / - vehicule blindé / - vehiculo blindado



MERCEDES BENZ S-Klasse (W222) (13-)												
	S 350 BT S 400 Hybrid S 500	190 225 335		03.13 03.13 03.13			24.8190-0410.2 620410	2		Warnkontakt L=97,5mm		
MERCEDES BENZ SL-Klasse (R129) (93-01)												
	SL 280 SL 500 SL 60 AMG	142 235 280		08.93 08.93 05.94	09.01 09.01 09.01		13.0460-4201.2 24.8190-0401.2 13.0460-0219.2	604201 620401 610219	2	21153 17,5 /WE Warnkontakt L=95mm Einbausatz	ATE ATE	
	SL 280 SL 320 SL 320	150 165 170	F 187941 F 187941 F 187941	08.93 05.98 08.93			13.0460-4201.2 13.0460-4984.2 13.0470-4984.2	604201 604984 LD4984		- ESP + ESP + ESP + ESP	21153 17,5 /WE 23271 17,4 +/WE(1,8) 23271 17,4 +/WE(1,8)	ATE BRE BRE
	SL 280 SL 320 SL 320	150 165 170	F 187942 F 187942 F 187942		09.01 09.01 09.01		13.0460-4984.2 13.0470-4984.2 13.0460-0269.2	604984 LD4984 610269	2		23271 17,4 +/WE(1,8) 23271 17,4 +/WE(1,8)	BRE BRE
	SL 500 SL 55 AMG	225 260		05.98 03.00	09.01 09.01		13.0460-4984.2 13.0460-0269.2	604984 610269	2		23271 17,4 +/WE(1,8)	BRE
	SL 600			08.93	09.01		13.0460-4201.2 13.0460-4984.2 13.0460-0269.2	604201 604984 610269		- ESP + ESP + ESP	21153 17,5 /WE 23271 17,4 +/WE(1,8)	ATE BRE ATE
	SL 280	142		08.93	09.01		24.0128-0103.1 24.0130-0121.1 24.0130-0122.1	428103 430121 430122		- ESP + ESP + ESP	300 28,0 25,4 V L +B 320 30,0 28,0 V L +B 320 30,0 28,0 V L +B	
	SL 280 SL 320 SL 320	150 165 170	F 187941 F 187941 F 187941	08.93 05.98 08.93			24.0128-0103.1	428103		- ESP	300 28,0 25,4 V L +B	
	SL 280 SL 320 SL 320 SL 500 SL 55 AMG	150 165 170 225 260	F 187942 F 187942 F 187942		09.01 09.01 09.01 05.98 09.01		24.0132-0147.1	432147		+ SL Edition	334 32,0 30,0 V L +B	
	SL 500 SL 60 AMG	235 280	F103936 F103936	08.93 05.94		- AMG Technikpaket 1)	24.0128-0103.1 13.8190-0242.1	428103 990124	4		300 28,0 25,4 V L +B Halterschraube	
	SL 500 SL 500 SL 60 AMG SL 600	235 235 280	F103937 F103937	08.93 09.01 08.93		- AMG Technikpaket 1) + AMG Technikpaket 2)	24.0130-0121.1 24.0130-0122.1 13.8190-0242.1	430121 430122 990124	4		320 30,0 28,0 V L +B 320 30,0 28,0 V L +B Halterschraube	
	SL 280 SL 320	142 170	F 125157 F 125157	08.93 08.93			13.0460-3805.2 13.0470-3805.2 13.0460-0215.2	603805 LD3805 610215	4	+ ASR	21197 15,0 /WE 21197 15,0 /WE Einbausatz Warnkontakt L=95mm	ATE ATE ATE
	SL 280 SL 280 SL 320 SL 320	142 150 165 170	F 125158 F 125158		09.01 08.93 05.98 09.01		13.0460-4047.2 13.0470-4047.2 24.8190-0401.2	604047 LD4047 620401	1		21305 16,1 /WE 21305 16,1 /WE Warnkontakt L=95mm	ATE ATE
	SL 500 SL 60 AMG	235 280	F 125157 F 125157	08.93 05.94			13.0460-3805.2 13.0460-0215.2 24.8190-0401.2	603805 610215 620401	4	+ ASR	21197 15,0 /WE Einbausatz Warnkontakt L=95mm	ATE ATE
	SL 500 SL 500 SL 55 AMG SL 60 AMG SL 600	225 235 260 280	F 125158 F 125158	05.98 03.00 09.01 08.93	09.01 09.01 09.01 09.01		13.0460-4047.2 24.8190-0401.2	604047 620401	1		21305 16,1 /WE Warnkontakt L=95mm	ATE
	SL 280 SL 320 SL 500 SL 55 AMG	150 165 225 260	F 187942 F 187942		09.01 09.01 05.98 09.01		24.0122-0218.1	422218		- SL Edition	300 22,0 19,4 V L +B	
	SL 280 SL 320 SL 500 SL 60 AMG	142 170 235 280	F 125157 F 125157 F 103936 F 103936	08.93 08.93 08.93 05.94			24.0109-0103.1	409103			278 9,0 7,3 +B	
	SL 280 SL 280 SL 320 SL 320 SL 500 SL 60 AMG	142 150 165 170 235 280	F 125158 F 187941 F 187941		09.01 08.93 05.98 09.01 09.01 09.01		24.0110-0293.1 24.0122-0218.1	410293 422218		- ESP + ESP	290 10,0 8,3 L +B 300 22,0 19,4 V L +B	
	SL 600			08.93	09.01		24.0122-0218.1	422218			300 22,0 19,4 V L +B	
	SL 280 SL 280 SL 320 SL 320 SL 500 SL 500 SL 55 AMG SL 60 AMG SL 600	142 150 165 170 225 235 260 280		08.93 08.93 05.98 08.93 05.98 08.93 03.00 05.94 08.93	09.01 09.01 09.01 09.01 09.01 09.01 09.01 09.01		03.0137-0170.2	650170			164 x 20 /Zub	

1) - AMG Performance package / - Performance package AMG / - Performance package AMG / - Performance package AMG

2) + AMG Performance package / + Performance package AMG / + Performance package AMG / + Performance package AMG

												
MERCEDES BENZ SL-Klasse (R230) (01-11)												
	SL 280	170		11.07	11.11	+ Sportpaket ¹⁾	13.0460-4817.2	604817	2	23960 18,3 /WE Warnkontakt L=119mm	BRE	
	SL 300	170		04.09	11.11	+ Sportpaket ¹⁾	24.8190-0420.2	620420				
	SL 350	200		03.06	11.11	+ Sportpaket ¹⁾						
	SL 350	232		04.08	11.11	+ Sportpaket ¹⁾						
	SL 500	285		03.06	11.11							
	SL 280	170		11.07	11.11	- Sportpaket ²⁾	13.0460-4990.2	604990	2	23745 17,4 +/WE(1,8/7) Einbausatz Warnkontakt L=97,5mm	BRE	
	SL 300	170		04.09	11.11	- Sportpaket ²⁾	13.0470-4990.2	LD4990				
	SL 350	180		02.03	11.11		13.0460-0275.2	610275				
	SL 350	200		03.06	11.11	- Sportpaket ²⁾	24.8190-0410.2	620410				
	SL 350	232		04.08	11.11	- Sportpaket ²⁾	13.0460-4990.2	604990	2	23745 17,4 +/WE(1,8/7) Einbausatz Warnkontakt L=97,5mm	BRE	
	SL 500	225		09.01	11.11	- Sportpaket ²⁾	13.0460-0275.2	610275				
	SL 500	225		09.01	11.11	+ Sportpaket ¹⁾	24.8190-0410.2	620410	2	23745 17,4 +/WE(1,8/7) Einbausatz Warnkontakt L=119mm	BRE	
	SL 55 AMG	350		09.01	11.11		13.0460-4997.2	604997	2	23944 17,5 +/WE Warnkontakt L=97,5mm	BRE	
	SL 55 AMG	368		06.02	11.11		24.8190-0410.2	620410				
SL 600	368	F 134504	04.03									
SL 600	380	F 134504	03.06									
SL 65 AMG	450	F 122820	03.04									
SL 65 AMG	450	F 122821		11.11		24.8190-0420.2	620420	2	Warnkontakt L=119mm			
SL 600	368	F 134505		11.11		24.8190-0420.2	620420	2	Warnkontakt L=119mm			
SL 600	380	F 134505		11.11								
SL 65 AMG BlackSeries	493		07.08	11.11		13.0460-4839.2	604839	2	24455 16,8 /WE Warnkontakt L=119mm	BRE		
SL 55 AMG	380		03.06	11.11		24.8190-0420.2	620420					
SL 55 AMG	380		03.06	11.11		13.0460-4839.2	604839	2	- AMG-Performance Package	24455 16,8 /WE Warnkontakt L=119mm	BRE	
	SL 280	170		11.07	11.11	+ Sportpaket ¹⁾	24.0132-0138.1	432138	2	350 32,0 30,0 V L +S +B		
	SL 300	170		04.09	11.11	+ Sportpaket ¹⁾						
	SL 350	200		03.06	11.11	+ Sportpaket ¹⁾						
	SL 350	232		04.08	11.11	+ Sportpaket ¹⁾						
	SL 500	285		03.06	11.11							
	SL 350	180		02.03	11.11							
	SL 280	170		11.07	11.11	- Sportpaket ²⁾	24.0132-0153.1	432153	4	330 32,0 30,0 V L +S +B Halterschraube		
	SL 300	170		04.09	11.11	- Sportpaket ²⁾						
	SL 350	200		03.06	11.11	- Sportpaket ²⁾	13.8190-0330.1	990134	4	360 36,0 34,0 V L +B		
	SL 350	232		04.08	11.11	- Sportpaket ²⁾						
	SL 500	225		09.01	11.11		24.0136-0102.1	436102		360 36,0 34,0 V L +B		
	SL 600	368		04.03	11.11		24.0136-0102.1	436102		- AMG-Performance Package	360 36,0 34,0 V L +B	
	SL 55 AMG	350		09.01	11.11		24.0136-0102.1	436102		- AMG-Performance Package	360 36,0 34,0 V L +B	
	SL 55 AMG	368		06.02	11.11							
	SL 280	170		11.07	11.11		13.0460-7171.2	607171	1	23334 16,7 +/WE Warnkontakt L=97,5mm	ATE	
	SL 300	170		04.09	11.11		13.0470-7171.2	LD7171				
	SL 350	180		02.03	11.11		24.8190-0410.2	620410				
	SL 350	200		03.06	11.11							
	SL 350	232		04.08	11.11							
	SL 500	225		09.01	11.11							
	SL 500	285		03.06	11.11							
	SL 55 AMG	350		09.01	11.11		13.0460-4998.2	604998	1	23478 16,5 /WE Warnkontakt L=97,5mm	BRE	
	SL 55 AMG	368		06.02	11.11		24.8190-0410.2	620410				
	SL 600	368		04.03	11.11							
	SL 600	380		03.06	11.11							
	SL 65 AMG	450	F 122820	03.04			13.0460-4819.2	604819	1	23478 14,6 /WE Warnkontakt L=97,5mm	BRE	
	SL 55 AMG	380		03.06	11.11		24.8190-0410.2	620410				
	SL 65 AMG	450	F 122821		11.11				1	Warnkontakt L=119mm		
SL 65 AMG BlackSeries	493		07.08	11.11								
	SL 280	170		11.07	11.11		24.0112-0183.1	412183		300 12,0 10,0 +S +B		
	SL 300	170		04.09	11.11		24.0124-0226.1	424226				
	SL 350	200		03.06	11.11				- Sportpaket ²⁾ + Sportpaket ¹⁾	320 24,0 22,0 V L +S +B		
	SL 350	232		04.08	11.11							
	SL 350	180		02.03	11.11		24.0110-0351.1	410351		300 10,0 8,3 L +S +B		
	SL 500	225		09.01	11.11		24.0122-0229.1	422229		300 22,0 19,4 V L +B		
	SL 500	285		03.06	11.11		24.0124-0212.1	424212		320 24,0 21,4 V L +S +B 320 24,0 22,0 V L +S +B		
	SL 600	368		04.03	11.11		24.0124-0226.1	424226				
	SL 600	380		03.06	11.11		24.0126-0149.1	426149		330 26,0 23,4 V L +S +B		
		SL 280	170		11.07	11.11		03.0137-4017.2	654017		180 x 25 /Zub Einbausatz	
SL 300		170		04.09	11.11		03.0137-9297.2	669297				
SL 350		180		02.03	11.11							
SL 350		200		03.06	11.11							
SL 350		232		04.08	11.11							
SL 500		225		09.01	11.11							
SL 500		285		03.06	11.11							
SL 55 AMG		350		09.01	11.11							
SL 55 AMG		368		06.02	11.11							
SL 55 AMG		380		03.06	11.11							
SL 600		368		04.03	11.11							
SL 600		380		03.06	11.11							
SL 65 AMG		450		03.04	11.11							
SL 65 AMG BlackSeries		493		07.08	11.11							












¹⁾ + sports package / + pacchetto sportivo / + version sport / + kit deportivo

²⁾ - sport package / - pacchetto sportivo / - version sport / - kit deportivo

MERCEDES BENZ SL-Klasse (R231) (12-)													
	SL 63 AMG SL 65 AMG	463		03.12 03.12				24.8190-0420.2 620420	1			Warnkontakt L=119mm	
	SL 350 SL 500	225 320		03.12 03.12				24.8190-0410.2 620410	1			Warnkontakt L=97,5mm	
	SL 63 AMG SL 65 AMG	463		03.12 03.12				24.8190-0410.2 620410	1			Warnkontakt L=97,5mm	
MERCEDES BENZ SLK-Klasse (R170) (96-04)													
	SLK 200 SLK 200 Kompressor SLK 200 Kompressor SLK 230 Kompressor SLK 230 Kompressor	100 120 141 142 145		09.96 03.00 09.96 09.96 03.00	03.04 03.04 03.04 03.04 03.04			13.0460-7086.2 13.0470-7086.2 24.8190-0401.2	607086 LD7086 620401	2		21664 19,8 +/WE 21664 19,8 +/WE Warnkontakt L=95mm	ATE ATE
	SLK 320 SLK 32 AMG	160 260		04.00 03.01	03.04 03.04			13.0460-7087.2 13.0470-7087.2 24.8190-0401.2	607087 LD7087 620401	2		21670 19,4 +/WE 21670 19,4 +/WE Warnkontakt L=95mm	ATE ATE
	SLK 200 SLK 200 Kompressor SLK 200 Kompressor SLK 230 Kompressor SLK 230 Kompressor	100 120 141 142 145		09.96 03.00 09.96 09.96 03.00	03.04 03.04 03.04 03.04 03.04			24.0125-0110.1 24.0325-0110.1 13.8190-0330.1	425110 525110 990134	4		288 25,0 22,4 V L +S +B 288 25,0 22,4 V L +S +B PD Halterschraube	
	SLK 320 SLK 32 AMG	160 260		04.00 03.01	03.04 03.04			24.0128-0106.1 24.0328-0106.1 13.8190-0330.1	428106 528106 990134	4		300 28,0 25,4 V L +S +B 300 28,0 25,4 V L +S +B PD Halterschraube	
	SLK 200 SLK 200 Kompressor SLK 200 Kompressor SLK 230 Kompressor SLK 230 Kompressor SLK 32 AMG SLK 320	100 120 141 142 145 260 160		09.96 03.00 09.96 09.96 03.00 03.01 04.00	03.04 03.04 03.04 03.04 03.04 03.04 03.04			24.0751-1141.3 24.0751-1142.3 24.0711-6021.3 24.0711-6022.3	360196 360197 360076 360077		 	Radsensor L=503 Radsensor L=503 Radsensor L=549 Radsensor L=549	
	SLK 200 SLK 200 Kompressor SLK 230 Kompressor	100 141 142	F017687 F017687 F017687	09.96 09.96 09.96				13.0460-3805.2 13.0470-3805.2 24.8190-0401.2	603805 LD3805 620401	2		21197 15,0 /WE 21197 15,0 /WE Warnkontakt L=95mm	ATE ATE
	SLK 200 SLK 200 Kompressor SLK 200 Kompressor SLK 230 Kompressor SLK 230 Kompressor SLK 320 SLK 32 AMG	100 120 141 142 145 160 260	F017688 F017688 F017688 F017688	09.96 03.00 03.00 03.00 04.00	03.04 03.04 03.04 03.04 03.04			13.0460-4064.2 13.0470-4064.2 13.0460-0229.2	604064 LD4064 610229			21919 15,3 /Zub 21919 15,3 /Zub Einbausatz	ATE ATE ATE
	SLK 200 SLK 200 Kompressor SLK 200 Kompressor SLK 230 Kompressor SLK 230 Kompressor SLK 320 SLK 32 AMG	100 120 141 142 145 160 260		09.96 03.00 09.96 09.96 03.00 04.00	03.04 03.04 03.04 03.04 03.04			13.0460-4047.2	604047			21305 16,1 /WE	ATE
	SLK 200 SLK 200 Kompressor SLK 200 Kompressor SLK 230 Kompressor SLK 230 Kompressor SLK 320 SLK 32 AMG	100 120 141 142 145 160 260		09.96 03.00 09.96 09.96 03.00 04.00	03.04 03.04 03.04 03.04 03.04			24.0109-0114.1 24.0309-0114.1	409114 509114			278 9,0 7,3 +S +B 278 9,0 7,3 +S +B PD	
	SLK 200 SLK 200 Kompressor SLK 200 Kompressor SLK 230 Kompressor SLK 230 Kompressor SLK 32 AMG SLK 320	100 120 141 142 145 260 160		09.96 03.00 09.96 09.96 03.00 03.01 04.00	03.04 03.04 03.04 03.04 03.04			24.0122-0228.1	422228		 	300 22,0 19,4 V L +B Radsensor L=456 Radsensor L=456 Radsensor L=427 Radsensor L=427	
	SLK 200 SLK 200 Kompressor SLK 200 Kompressor SLK 230 Kompressor SLK 230 Kompressor SLK 32 AMG SLK 320	100 120 141 142 145 260 160		09.96 03.00 09.96 09.96 03.00 03.01 04.00	03.04 03.04 03.04 03.04 03.04			03.0137-0170.2	650170			164 x 20 /Zub	
MERCEDES BENZ SLK-Klasse (R171) (04-11)													
	SLK 200 Kompressor	120		03.04	01.11	- Sportpaket ¹⁾		13.0460-2726.2 13.0470-2726.2 24.8190-0410.2	602726 LD2726 620410	1		23144 19,8 +/WE/Zub/S LUC 23144 19,8 +/WE/Zub/S LUC Warnkontakt L=97,5mm	
	SLK 200 Kompressor SLK 280 SLK 300	135 170 170		01.08 04.05 03.09	01.11 01.11 01.11	- Sportpaket ¹⁾ - Sportpaket ¹⁾ - Sportpaket ¹⁾		13.0460-2727.2 13.0470-2727.2 24.8190-0410.2	602727 LD2727 620410	2		23144 19,8 +/WE/Zub/S LUC 23144 19,8 +/WE/Zub/S LUC Warnkontakt L=97,5mm	
	SLK 350	200	F 117328	03.04				13.0460-4990.2 13.0470-4990.2 13.0460-0275.2 24.8190-0410.2	604990 LD4990 610275 620410	1		23745 17,4 +/WE(1,8/7) BRE 23745 17,4 +/WE(1,8/7) BRE Einbausatz Warnkontakt L=97,5mm	
	SLK 200 Kompressor SLK 200 Kompressor SLK 280 SLK 300 SLK 350 SLK 350	120 135 170 170 200 224	F 117329	03.04 01.08 04.05 03.09 01.08	01.11 01.11 01.11 01.11 01.11	+ Sportpaket ²⁾ + Sportpaket ²⁾ + Sportpaket ²⁾ + Sportpaket ²⁾		13.0460-4994.2 13.0470-4994.2 13.0460-0275.2 24.8190-0410.2	604994 LD4994 610275 620410	1		23945 16,5 /WE 23945 16,5 /WE Einbausatz Warnkontakt L=97,5mm	BRE BRE
























¹⁾ - sport package / - pacchetto sportivo / - version sport / - kit deportivo
²⁾ + sports package / + pacchetto sportivo / + version sport / + kit deportivo



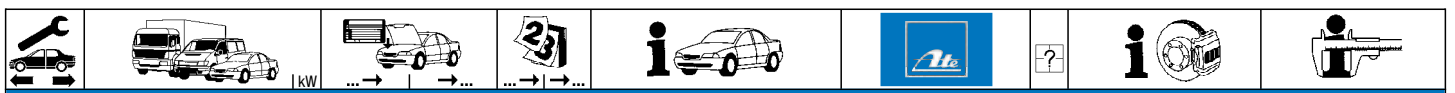
MERCEDES BENZ SLK-Klasse (R171) (04-11)												
	SLK 55 AMG		F 197201	03.04				13.0460-4806.2	604806		XXXXX 16,2 /WE	BRE
	SLK 55 AMG		F 197202		01.11			24.8190-0420.2	620420	1	Warnkontakt L=119mm	
	SLK 200 Kompressor	120		03.04	01.11	- Sportpaket ¹⁾		24.0125-0110.1	425110		288 25,0 22,4 V L +S +B	
	SLK 200 Kompressor	135		01.08	01.11	- Sportpaket ¹⁾		24.0128-0106.1	428106		300 28,0 25,4 V L +S +B	
	SLK 280	170		04.05	01.11	- Sportpaket ¹⁾		24.0328-0106.1	528106		300 28,0 25,4 V L +S +B PD	
	SLK 300	170		03.09	01.11	- Sportpaket ¹⁾						
	SLK 200 Kompressor	120		03.04	01.11	+ Sportpaket ²⁾		24.0128-0177.1	428177		330 28,0 26,0 V L +B	
	SLK 200 Kompressor	135		01.08	01.11	+ Sportpaket ²⁾						
	SLK 280	170		04.05	01.11	+ Sportpaket ²⁾						
	SLK 300	170		03.09	01.11	+ Sportpaket ²⁾						
	SLK 350	200		03.04	01.11							
	SLK 350	224		01.08	01.11							
	SLK 55 AMG		F 194373	03.04		- AMG Black Series		13.8190-0330.1	990134		Halterschraube	
	SLK 55 AMG		F 194374		01.11	- AMG Black Series		24.0130-0180.1	430180		345 30,0 28,0 V L +B	
	SLK 200 Kompressor	120		03.04	01.11			24.0711-6001.3	360119	2	Radsensor L=565	
	SLK 200 Kompressor	135		01.08	01.11							
	SLK 280	170		04.05	01.11							
	SLK 300	170		03.09	01.11							
	SLK 350	200		03.04	01.11							
	SLK 350	224		01.08	01.11							
	SLK 55 AMG			03.04	01.11							
	SLK 200 Kompressor	120		03.04	01.11	- Sportpaket ¹⁾		13.0460-4064.2	604064		21919 15,3 /Zub	ATE
	SLK 200 Kompressor	135		01.08	01.11	- Sportpaket ¹⁾		13.0470-4064.2	LD4064		21919 15,3 /Zub	ATE
	SLK 280	170		04.05	01.11	- Sportpaket ¹⁾		13.0460-0229.2	610229		Einbausatz	ATE
	SLK 300	170		03.09	01.11	- Sportpaket ¹⁾						
	SLK 200 Kompressor	120		03.04	01.11	+ Sportpaket ²⁾		13.0460-4065.2	604065		21899 15,3 /WE/Zub	ATE
	SLK 200 Kompressor	135		01.08	01.11	+ Sportpaket ²⁾		13.0470-4065.2	LD4065		21899 15,3 /WE/Zub	ATE
	SLK 280	170		04.05	01.11	+ Sportpaket ²⁾		13.0460-0258.2	610258		Einbausatz	
	SLK 300	170		03.09	01.11	+ Sportpaket ²⁾		24.8190-0410.2	620410	1	Warnkontakt L=97,5mm	
	SLK 350	200		03.04	01.11							
	SLK 55 AMG			03.04	01.11			13.0460-4819.2	604819		23478 14,6 /WE	BRE
								24.8190-0410.2	620410	1	Warnkontakt L=97,5mm	
	SLK 200 Kompressor	120		03.04	01.11	- Sportpaket ¹⁾		24.0109-0114.1	409114		278 9,0 7,3 +S +B	
	SLK 200 Kompressor	135		01.08	01.11	- Sportpaket ¹⁾		24.0309-0114.1	509114		278 9,0 7,3 +S +B PD	
	SLK 280	170		04.05	01.11	- Sportpaket ¹⁾						
	SLK 300	170		03.09	01.11	- Sportpaket ¹⁾						
	SLK 200 Kompressor	120		03.04	01.11	+ Sportpaket ²⁾		24.0110-0217.1	410217		290 10,0 8,3 +S +B	
	SLK 200 Kompressor	135		01.08	01.11	+ Sportpaket ²⁾		24.0310-0217.1	510217		290 10,0 8,3 +S +B PD	
	SLK 280	170		04.05	01.11	+ Sportpaket ²⁾						
	SLK 300	170		03.09	01.11	+ Sportpaket ²⁾						
	SLK 350	200		03.04	01.11							
	SLK 55 AMG		F 197202		01.11			24.0122-0228.1	422228		300 22,0 19,4 V L +B	
	SLK 200 Kompressor	120		03.04	01.11			24.0711-6110.3	360133		Radsensor L=706	
	SLK 200 Kompressor	135		01.08	01.11			24.0711-6109.3	360132		Radsensor L=1075	
	SLK 280	170		04.05	01.11							
	SLK 300	170		03.09	01.11							
	SLK 350	200		03.04	01.11							
	SLK 350	224		01.08	01.11							
	SLK 55 AMG			03.04	01.11							
	SLK 200 Kompressor	120		03.04	01.11			03.0137-4013.2	654013		164 x 20 /Zub	
	SLK 200 Kompressor	135		01.08	01.11			03.0137-9248.2	669248		Einbausatz	
	SLK 280	170		04.05	01.11							
	SLK 300	170		03.09	01.11							
	SLK 350	200		03.04	01.11							
	SLK 350	224		01.08	01.11							
	SLK 55 AMG			03.04	01.11							
MERCEDES BENZ SLK-Klasse (R172) (11-)												
	SLK 200	135		02.11				13.0460-2732.2	602732		24306 20,3 /WE/Zub/S	LUC
	SLK 250	150		02.11				13.0470-2732.2	LD2732		24306 20,3 /WE/Zub/S	LUC
								24.8190-0410.2	620410	1	Warnkontakt L=97,5mm	
	SLK 250 CDI	150		01.12				13.0460-2734.2	602734		24310 19,0 + /WE/S	LUC
	SLK 350	225		02.11				13.0470-2734.2	LD2734		24310 19,0 + /WE/S	LUC
								24.8190-0410.2	620410	1	Warnkontakt L=97,5mm	
	SLK 55 AMG	310		01.12				24.8190-0410.2	620410	1	Warnkontakt L=97,5mm	
	SLK 200	135		02.11				24.0132-0101.1	432101		- Sportpaket ¹⁾	
	SLK 250	150		02.11				24.0128-0155.1	428155		+ USA	
	SLK 250 CDI	150		01.12				24.0132-0101.1	432101		- Sportpaket ¹⁾	
	SLK 55 AMG	310		01.12				24.0136-0102.1	436102		- AMG-Performance Package	
	SLK 200	135		02.11				24.8190-0410.2	620410	1	Warnkontakt L=97,5mm	
	SLK 250	150		02.11								
	SLK 250 CDI	150		01.12								
	SLK 350	225		02.11								
	SLK 55 AMG	310		01.12				24.8190-0410.2	620410	1	Warnkontakt L=97,5mm	
MERCEDES BENZ SLR-Klasse (C199) Coupe (04-09)												
	SLR 5.4 McLaren	460		12.03	12.09			24.8190-0410.2	620410	2	Warnkontakt L=97,5mm	

¹⁾ - sport package / - pacchetto sportivo / - version sport / - kit deportivo
²⁾ + sports package / + pacchetto sportivo / + version sport / + kit deportivo



								
MERCEDES BENZ SLS AMG 63 / ROADSTER (C197) (10-)								
	6.2 6.2 GT	420 435		03.10 10.12		24.8190-0420.2 620420	1	- Keramikbremse ¹⁾ Warnkontakt L=119mm
	6.2 6.2 GT	420 435		03.10 10.12		24.8190-0420.2 620420	1	Warnkontakt L=119mm
MERCEDES BENZ Vaneo (BM414) (02-05)								
	1.4 1.6 1.6 1.7 CDI 1.7 CDI 1.9	60 60 75 55 67 92		06.02 12.05 02.02 12.05 02.02 12.05 02.02 12.05		13.0460-2828.2 13.0460-0257.2 24.8190-0410.2	602828 610257 620410	1 23070 19,5 /WE/S Einbausatz Warnkontakt L=97,5mm
	1.4 1.6 1.6 1.7 CDI 1.7 CDI 1.9	60 60 75 55 67 92		06.02 12.05 02.02 12.05 02.02 12.05 02.02 12.05		24.0122-0199.1 24.0322-0199.1	422199 522199	270 22,0 19,4 V L +B 270 22,0 19,4 V L PD
	1.4 1.6 1.6 1.7 CDI 1.7 CDI 1.9	60 60 75 55 67 92		06.02 12.05 02.02 12.05 02.02 12.05 02.02 12.05		13.0460-2855.2 13.0470-2855.2 13.0460-0144.2	602855 LD2855 610144	23138 14,6 /S 23138 14,6 /S Einbausatz LUC LUC LUC
	1.4 1.6 1.6 1.7 CDI 1.7 CDI 1.9	60 60 75 55 67 92		06.02 12.05 02.02 12.05 02.02 12.05 02.02 12.05		24.0108-0111.1	408111	258 8,0 7,0 +B
	1.4 1.6 1.6 1.7 CDI 1.7 CDI 1.9	60 60 75 55 67 92		06.02 12.05 02.02 12.05 02.02 12.05 02.02 12.05		03.0137-4013.2	654013	164 x 20 /Zub
MERCEDES BENZ V-Klasse (BM638) (96-03)								
	V 200 V 200 CDI V 220 CDI V 230 V 230 TD V 280			09.96 08.03 03.99 08.03 03.99 08.03 09.96 08.03 09.96 08.03		13.0460-7196.2 24.8190-0417.2	607196 620417	2 21576 20,7 +/WE Warnkontakt L=99(167)mm
	V 200 V 200 CDI V 220 CDI V 230 V 230 TD V 280			09.96 08.03 03.99 08.03 03.99 08.03 09.96 08.03 09.96 08.03		13.0460-3980.2 13.0460-0250.2 24.8190-0407.2	603980 610250 620407	2 23022 20,9 /WE Einbausatz BOS BOS Warnkontakt L=84(185)mm
	V 200 V 200 CDI V 220 CDI V 230 V 230 TD V 280			09.96 08.03 03.99 08.03 03.99 08.03 09.96 08.03 09.96 08.03		24.0122-0162.1 24.0322-0162.1	422162 522162	276 22,0 19,0 V +S +B 276 22,0 19,0 V L +S +B PD
	V 200 V 200 CDI V 220 CDI V 230 V 230 TD V 280			09.96 08.03 03.99 08.03 03.99 08.03 09.96 08.03 09.96 08.03		13.0460-7085.2 13.0460-3985.2 13.0460-0288.2	607085 603985 610288	21904 16,9 +/WK 23020 17,9 Einbausatz, + WK ATE BOS BOS
	V 200 V 200 CDI V 220 CDI V 230 V 230 TD V 280			09.96 08.03 03.99 08.03 03.99 08.03 09.96 08.03 09.96 08.03		24.0110-0228.1	410228	280 10,0 8,0 L +S +B
	V 200 V 200 CDI V 220 CDI V 230 V 230 TD V 280			09.96 08.03 03.99 08.03 03.99 08.03 09.96 08.03 09.96 08.03		03.0137-4011.2 03.0137-9248.2	654011 669248	178 x 20 /Zub Einbausatz
MERCEDES BENZ VIANO (BM639) (03-)								
	2.0 CDI 2.0 CDI 4-matic 2.2 CDI 2.2 CDI 4-matic 3.0 3.0 CDI 3.2 3.5			342257 08.03 342257 07.10 342257 08.03 342257 07.10 342257 08.03 342257 03.06 342257 08.03 342257 09.07		13.0460-3819.2 24.8190-0418.2	603819 620418	2 24007 20,8 /WK/S Warnkontakt L=95mm BOS

¹⁾ - ceramic brake / - freno in ceramica / - frein de céramique / - freno de cerámica



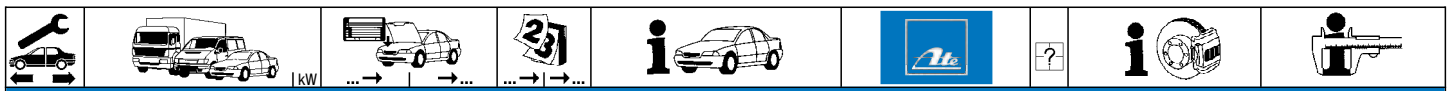
MERCEDES BENZ VIANO (BM639) (03-)

	3.7	170	342257	06.04		13.0460-3819.2	603819	2		24007 20,8 /WK/S Warnkontakt L=95mm	BOS
	2.0 CDI		342258			13.0460-4826.2	604826	2		29192 20,7 /WE/Zub Warnkontakt L=103,2mm	BRE
	2.0 CDI 4-matic		342258			24.8190-0424.2	620424				
	2.2 CDI		342258								
	2.2 CDI 4-matic		342258								
	3.0	140	342258								
	3.0 CDI		342258								
	3.2	160	342258								
	3.5	190	342258								
	3.7	170	342258								
	2.0 CDI			08.03		24.0128-0145.1	428145			300 28,0 25,0 V L +B	
	2.0 CDI 4-matic			07.10							
	2.2 CDI			08.03							
	2.2 CDI 4-matic			07.10							
	3.0	140		08.03							
	3.0 CDI			03.06							
	3.2	160		08.03							
	3.5	190		09.07							
	3.7	170		06.04							
	2.0 CDI			08.03		13.0460-3821.2	603821	2		24008 18,3 /WK/S Warnkontakt L=95mm	BOS
	2.0 CDI 4-matic			07.10		24.8190-0418.2	620418				
	2.2 CDI			08.03							
	2.2 CDI 4-matic			07.10							
	3.0	140		08.03							
	3.0 CDI			03.06							
	3.2	160		08.03							
	3.5	190		09.07							
	3.7	170		06.04							
	2.0 CDI			08.03		24.0110-0280.1	410280			296 10,0 8,0 +S +B	
	2.0 CDI 4-matic			07.10							
	2.2 CDI			08.03							
	2.2 CDI 4-matic			07.10							
	3.0	140		08.03							
	3.0 CDI			03.06							
	3.2	160		08.03							
	3.5	190		09.07							
	3.7	170		06.04							
	2.0 CDI			08.03		03.0137-4009.2	654009			186 x 20 /Zub	
	2.0 CDI 4-matic			07.10							
	2.2 CDI			08.03							
	2.2 CDI 4-matic			07.10							
	3.0	140		08.03							
	3.0 CDI			03.06							
	3.2	160		08.03							
	3.5	190		09.07							
	3.7	170		06.04							

MERCEDES BENZ VITO (BM638) (96-03)

	108 CDI			03.99	08.03	13.0460-7196.2	607196	2		21576 20,7 +/-WE Warnkontakt L=99(167)mm	ATE
	108 D			03.96	08.03	24.8190-0417.2	620417				
	110 CDI			03.99	08.03						
	110 D			03.96	08.03						
	112 CDI			03.99	08.03						
	113			03.96	08.03						
	114			12.96	08.03						
	108 CDI			03.99	08.03	13.0460-3980.2	603980	2		23022 20,9 /WE Einbausatz Warnkontakt L=84(185)mm	BOS BOS
	108 D			03.96	08.03	13.0460-0250.2	610250				
	110 CDI			03.99	08.03	24.8190-0407.2	620407				
	110 D			03.96	08.03						
	112 CDI			03.99	08.03						
	113			03.96	08.03						
	114			12.96	08.03						
	108 CDI			03.99	08.03	24.0122-0162.1	422162			276 22,0 19,0 V +S +B	PD
	108 D			03.96	08.03	24.0322-0162.1	522162				
	110 CDI			03.99	08.03						
	110 D			03.96	08.03						
	112 CDI			03.99	08.03						
	113			03.96	08.03						
	114			12.96	08.03						
	108 CDI			03.99	08.03	13.0460-7085.2	607085			21904 16,9 +/-WK	ATE
	108 D			03.96	08.03	13.0460-3985.2	603985			23020 17,9	BOS
	110 CDI			03.99	08.03	13.0460-0288.2	610288			Einbausatz, + WK	BOS
	110 D			03.96	08.03						
	112 CDI			03.99	08.03						
	113			03.96	08.03						
	114			12.96	08.03						
	108 CDI			03.99	08.03	24.0110-0228.1	410228			280 10,0 8,0 L +S +B	
	108 D			03.96	08.03						
	110 CDI			03.99	08.03						
	110 D			03.96	08.03						
	112 CDI			03.99	08.03						
	113			03.96	08.03						
	114			12.96	08.03						





MERCEDES BENZ VITO (BM638) (96-03)

	108 CDI			03.99	08.03		03.0137-4011.2	654011		178 x 20 /Zub Einbausatz
	108 D			03.96	08.03		03.0137-9248.2	669248		
	110 CDI			03.99	08.03					
	110 D			03.96	08.03					
	112 CDI			03.99	08.03					
	113			03.96	08.03					
114			12.96	08.03						

MERCEDES BENZ VITO (BM639) (03-)

	109 CDI		342257	08.03			13.0460-3819.2	603819		24007 20,8 /WK/S Warnkontakt L=95mm		
	109 CDI 4-matic	70	342257	09.07			24.8190-0418.2	620418	2			
	110 CDI	70	342257	09.10								
	111 CDI		342257	08.03								
	111 CDI 4-matic	80	342257	09.07								
	113 CDI	100	342257	09.10								
	113 CDI 4-matic	100	342257	09.10								
	115 CDI	110	342257	08.03								
	115 CDI 4-matic	110	342257	09.07								
	116 CDI	120	342257	09.10								
	116 CDI 4-matic	120	342257	09.10								
	119	140	342257	08.03								
	120 CDI	150	342257	09.07								
	122	160	342257	08.03								
	122 CDI	165	342257	09.10								
	123	170	342257	06.04								
	123	190	342257	09.07								
	126	190	342257	09.07								
	E-Cell	60		03.12								
		109 CDI		342258				13.0460-4826.2	604826			29192 20,7 /WE/Zub Warnkontakt L=103,2mm
		109 CDI 4-matic	70	342258				24.8190-0424.2	620424		2	
110 CDI		70	342258									
111 CDI			342258									
111 CDI 4-matic		80	342258									
113 CDI		100	342258									
113 CDI 4-matic		100	342258									
115 CDI		110	342258									
115 CDI 4-matic		110	342258									
116 CDI		120	342258									
116 CDI 4-matic		120	342258									
119		140	342258									
120 CDI		150	342258									
122		160	342258									
122 CDI		165	342258									
123		170	342258									
123		190	342258									
126		190	342258									
E-Cell		60		03.12								
		109 CDI			08.03			24.0128-0145.1	428145		300 28,0 25,0 V L +B	
		109 CDI 4-matic	70		09.07							
	110 CDI	70		09.10								
	111 CDI			08.03								
	111 CDI 4-matic	80		09.07								
	113 CDI	100		09.10								
	113 CDI 4-matic	100		09.10								
	115 CDI	110		08.03								
	115 CDI 4-matic	110		09.07								
	116 CDI	120		09.10								
	116 CDI 4-matic	120		09.10								
	119	140		08.03								
	120 CDI	150		09.07								
	122	160		08.03								
	122 CDI	165		09.10								
123	170		06.04									
123	190		09.07									
E-Cell	60		03.12									
	109 CDI			08.03			13.0460-3821.2	603821		24008 18,3 /WK/S Warnkontakt L=95mm		
	109 CDI 4-matic	70		09.07			24.8190-0418.2	620418	2			
	110 CDI	70		09.10								
	111 CDI			08.03								
	111 CDI 4-matic	80		09.07								
	113 CDI	100		09.10								
	113 CDI 4-matic	100		09.10								
	115 CDI	110		08.03								
	115 CDI 4-matic	110		09.07								
	116 CDI	120		09.10								
	116 CDI 4-matic	120		09.10								
	119	140		08.03								
	120 CDI	150		09.07								
	122	160		08.03								
	122 CDI	165		09.10								
123	170		06.04									
123	190		09.07									
126	190		09.07									
E-Cell	60		03.12									





MERCEDES BENZ VITO (BM639) (03-)

	109 CDI			08.03			24.0110-0280.1	410280			296 10,0 8,0 +S +B
	109 CDI 4-matic	70		09.07							
	110 CDI	70		09.10							
	111 CDI			08.03							
	111 CDI 4-matic	80		09.07							
	113 CDI	100		09.10							
	113 CDI 4-matic	100		09.10							
	115 CDI	110		08.03							
	115 CDI 4-matic	110		09.07							
	116 CDI	120		09.10							
	116 CDI 4-matic	120		09.10							
	119	140		08.03							
	120 CDI	150		09.07							
	122	160		08.03							
	122 CDI	165		09.10							
	123	170		06.04							
	123	190		09.07							
	126	190		09.07							
	E-Cell	60		03.12							
	109 CDI			08.03			03.0137-4009.2	654009			186 x 20 /Zub
	109 CDI 4-matic	70		09.07							
	110 CDI	70		09.10							
	111 CDI			08.03							
	111 CDI 4-matic	80		09.07							
	113 CDI	100		09.10							
	113 CDI 4-matic	100		09.10							
	115 CDI	110		08.03							
	115 CDI 4-matic	110		09.07							
	116 CDI	120		09.10							
	116 CDI 4-matic	120		09.10							
	119	140		08.03							
	120 CDI	150		09.07							
	122	160		08.03							
	122 CDI	165		09.10							
	123	170		06.04							
	123	190		09.07							
	126	190		09.07							
	E-Cell	60		03.12							

MERCEDES BENZ Transporter (BM 631) MB 100 D (87-96)

	MB 100 D			09.87	02.96	- Triebkopf (BM 631.349) ¹⁾	13.0460-3945.2	603945			20932 14,0 + Einbausatz	BDX
	Triebkopf			09.87	02.96	BM 631.349	13.0460-0918.2	610918			Einbausatz	BDX
	MB 100 D			09.87	02.96	- Triebkopf (BM 631.349) ¹⁾	24.0116-0107.2	416107			239 16,0 14,5	
	MB 100 D			09.87	02.96		03.0137-0245.2	650245			254 x 57 Einbausatz	
							03.0137-9145.2	669145				
	MB 100 D			09.87	02.96		24.0225-4003.1	480049			254/255 x 65	
	MB 100 D			09.87	02.96		03.0420-1025.3	681025			25,40/254x57 Kit	LUC

MERCEDES BENZ Transporter (BM 901/902) SPRINTER (95-06)

	208 CDI			04.00	05.06		13.0460-7196.2	607196			21576 20,7 +WE	ATE
	208 D			02.95	05.06		24.8190-0417.2	620417	2		Warnkontakt L=99(167)mm	
	210 D			01.97	05.06							
	211 CDI			04.00	05.06							
	212 D			02.95	05.06							
	213 CDI			04.00	05.06							
	214	92		04.00	05.06							
	214	105		02.95	05.06							
	216 CDI			04.00	05.06							
	208 CDI			04.00	05.06		13.0460-7909.2	607909			29153 20,0 /WE/Zub/S	PER
	208 D			02.95	05.06		13.0460-0281.2	610281			Einbausatz	PER
	210 D			01.97	05.06		24.8190-0407.2	620407	2	für Vorg. 13.0460-7904.2 ²⁾	Warnkontakt L=84(185)mm	
	211 CDI			04.00	05.06		24.8190-0417.2	620417	2	für Vorg. 13.0460-7904.2 ²⁾	Warnkontakt L=99(167)mm	
	212 D			02.95	05.06					für 13.0460-7909.2 ³⁾		
	213 CDI			04.00	05.06							
	214	92		04.00	05.06							
	214	105		02.95	05.06							
	216 CDI			04.00	05.06							
	208 CDI			04.00	05.06		24.0122-0161.1	422161			276 22,0 19,0 V L +S +B	
	208 D			02.95	05.06		24.0322-0161.1	522161			276 22,0 19,0 V L +S +B PD	
	210 D			01.97	05.06							
	211 CDI			04.00	05.06							
	212 D			02.95	05.06							
	213 CDI			04.00	05.06							
	214	92		04.00	05.06							
	214	105		02.95	05.06							
	216 CDI			04.00	05.06							

¹⁾ - drive head (BM 631.349) / - motrice sola cabina (BM 631.349) / - tête propulsion (BM 631.349) / - grupo motriz (BM 631.349)

²⁾ f.predec.13.0460-7904.2 / p.prece.13.0460-7904.2 / p.préd.13.0460-7904.2 / p.prede.13.0460-7904.2

³⁾ for 13.0460-7909.2 / per 13.0460-7909.2 / pour 13.0460-7909.2 / para 13.0460-7909.2





MERCEDES BENZ Transporter (BM 901/902) SPRINTER (95-06)

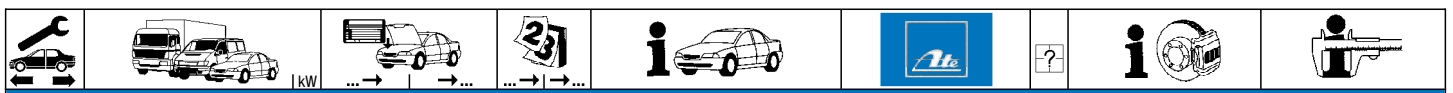
	208 CDI (BM 901)		04.00	05.06	13.0460-7083.2	607083	2	für Baumuster 901 ¹⁾ für 13.0460-7083.2 ²⁾	21621 17,3 +/WE Warnkontakt L=84(185)mm	ATE
	208 D (BM 901)		02.95	05.06						
	210 D (BM 901)		01.97	05.06						
	211 CDI (BM 901)		04.00	05.06						
	212 D (BM 901)		02.95	05.06						
	213 CDI (BM 901)		04.00	05.06						
	214 (BM 901)	92	04.00	05.06						
	214 (BM 901)	105	02.95	05.06						
	216 CDI (BM 901)		04.00	05.06						
	208 CDI (BM 902)		04.00	05.06						
208 D (BM 902)		02.95	05.06							
210 D (BM 902)		01.97	05.06							
211 CDI (BM 902)		04.00	05.06							
212 D (BM 902)		02.95	05.06							
213 CDI (BM 902)		04.00	05.06							
214 (BM 902)	92	04.00	05.06							
214 (BM 902)	105	02.95	05.06							
216 CDI (BM 902)		04.00	05.06							
	208 CDI (BM 901)		04.00	05.06	24.0112-0142.1	412142			258 12,0 10,0 L +S +B	
	208 D (BM 901)		02.95	05.06						
	210 D (BM 901)		01.97	05.06						
	211 CDI (BM 901)		04.00	05.06						
	212 D (BM 901)		02.95	05.06						
	213 CDI (BM 901)		04.00	05.06						
	214 (BM 901)	92	04.00	05.06						
	214 (BM 901)	105	02.95	05.06						
	216 CDI (BM 901)		04.00	05.06						
	208 CDI (BM 902)		04.00	05.06						
208 D (BM 902)		02.95	05.06							
210 D (BM 902)		01.97	05.06							
211 CDI (BM 902)		04.00	05.06							
212 D (BM 902)		02.95	05.06							
213 CDI (BM 902)		04.00	05.06							
214 (BM 902)	92	04.00	05.06							
214 (BM 902)	105	02.95	05.06							
216 CDI (BM 902)		04.00	05.06							
	208 CDI		04.00	05.06	03.0137-0397.2	650397			160 x 40 160 x 40 /Zub Einbausatz	
	208 D		02.95	05.06						
	210 D		01.97	05.06						
	211 CDI		04.00	05.06						
	212 D		02.95	05.06						
	213 CDI		04.00	05.06						
	214	92	04.00	05.06						
	214	105	02.95	05.06						
216 CDI		04.00	05.06							

MERCEDES BENZ Transporter (BM 903/904) SPRINTER (95-06)

	308 CDI		04.00	05.06	13.0460-7196.2	607196	2		21576 20,7 +/WE Warnkontakt L=99(167)mm	ATE
	308 D		02.95	05.06						
	310 D		02.95	05.06						
	311 CDI		04.00	05.06						
	312 D		02.95	05.06						
	313 CDI		04.00	05.06						
	314	92	04.00	05.06						
	314	105	02.95	05.06						
	316 CDI		04.00	05.06						
	408 CDI		04.00	05.06						
	408 D		06.95	05.06						
	410 D		09.96	05.06						
	411 CDI		04.00	05.06						
	412 D		06.95	05.06						
	413 CDI		04.00	05.06						
	414	92	04.00	05.06						
414	105	06.95	05.06							
416 CDI		04.00	05.06							
	308 CDI		04.00	05.06	13.0460-7909.2	607909	2	für Vorg. 13.0460-7904.2 ⁴⁾ für Vorg. 13.0460-7904.2 ⁴⁾ für 13.0460-7909.2 ⁵⁾	29153 20,0 /WE/Zub/S Einbausatz Warnkontakt L=84(185)mm Warnkontakt L=99(167)mm	PER PER
	308 D		02.95	05.06						
	310 D		02.95	05.06						
	311 CDI		04.00	05.06						
	312 D		02.95	05.06						
	313 CDI		04.00	05.06						
	314	92	04.00	05.06						
	314	105	02.95	05.06						
	316 CDI		04.00	05.06						
	408 CDI		04.00	05.06						
	408 D		06.95	05.06						
	410 D		09.96	05.06						
	411 CDI		04.00	05.06						
	412 D		06.95	05.06						
	413 CDI		04.00	05.06						
	414	92	04.00	05.06						
414	105	06.95	05.06							
416 CDI		04.00	05.06							

1) for design sample 901 / per modello tipo 901 / pour modèle type 901 / para modelo construcc. 901
2) for 13.0460-7083.2 / per 13.0460-7083.2 / pour 13.0460-7083.2 / para 13.0460-7083.2
3) for design sample 902 / per modello tipo 902 / pour modèle type 902 / para modelo construcc. 902
4) f.predec.13.0460-7904.2 / p.prece.13.0460-7904.2 / p.préd.13.0460-7904.2 / p.prede.13.0460-7904.2
5) for 13.0460-7909.2 / per 13.0460-7909.2 / pour 13.0460-7909.2 / para 13.0460-7909.2



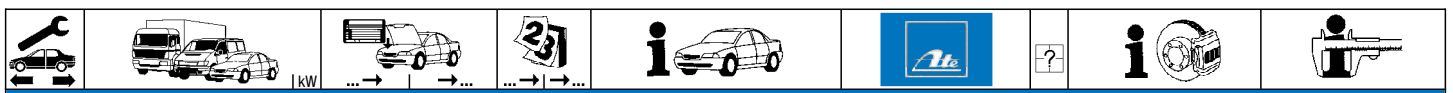


MERCEDES BENZ Transporter (BM 903/904) SPRINTER (95-06)

	308 CDI		04.00	05.06	24.0122-0161.1	422161			276 22,0 19,0 VL +S +B							
	308 D		02.95	05.06						24.0322-0161.1	522161			276 22,0 19,0 VL +S +B PD		
	310 D		02.95	05.06												
	311 CDI		04.00	05.06												
	312 D		02.95	05.06												
	313 CDI		04.00	05.06												
	314	92	04.00	05.06												
	314	105	02.95	05.06												
	316 CDI		04.00	05.06												
	408 CDI		04.00	05.06												
	408 D		06.95	05.06												
	410 D		09.96	05.06												
	411 CDI		04.00	05.06												
	412 D		06.95	05.06												
413 CDI		04.00	05.06													
414	92	04.00	05.06													
414	105	06.95	05.06													
416 CDI		04.00	05.06													
	308 CDI		04.00	05.06	24.0122-0245.1	422245			285 22,0 19,0 VL +B							
	308 D		02.95	05.06												
	310 D		02.95	05.06												
	311 CDI		04.00	05.06												
	312 D		02.95	05.06												
	313 CDI		04.00	05.06												
	314	92	04.00	05.06												
	314	105	02.95	05.06												
	316 CDI		04.00	05.06												
	408 CDI		04.00	05.06												
	408 D		06.95	05.06												
	410 D		09.96	05.06												
	411 CDI		04.00	05.06												
	412 D		06.95	05.06												
413 CDI		04.00	05.06													
414	92	04.00	05.06													
414	105	06.95	05.06													
416 CDI		04.00	05.06													
	308 CDI		04.00	05.06	13.0460-7084.2	607084	2	für 13.0460-3990.2 ¹⁾	21592 18,8 +/-WE	ATE						
	308 D		02.95	05.06							13.0460-3990.2	603990	2	für 13.0460-7084.2 ²⁾	23021 18,9 /WE	BOS
	310 D		02.95	05.06							13.0460-0250.2	610250			Einbausatz	BOS
	311 CDI		04.00	05.06							24.8190-0407.2	620407			Warnkontakt L=84(185)mm	
	312 D		02.95	05.06							24.8190-0417.2	620417	2		Warnkontakt L=99(167)mm	
	313 CDI		04.00	05.06												
	314	92	04.00	05.06												
	314	105	02.95	05.06												
	316 CDI		04.00	05.06												
	408 CDI		04.00	05.06							13.0460-7909.2	607909	2	für 13.0460-7909.2 ³⁾	29153 20,0 /WE/Zub/S	PER
	408 D		06.95	05.06							24.8190-0417.2	620417	2	nur für Vorg.Nr. 13.0460-7904.2 ⁴⁾	Warnkontakt L=99(167)mm	
	410 D		09.96	05.06							13.0460-0281.2	610281			Einbausatz	PER
	411 CDI		04.00	05.06							24.8190-0407.2	620407	2	nur für Vorg.Nr. 13.0460-7904.2 ⁴⁾	Warnkontakt L=84(185)mm	
	412 D		06.95	05.06												
413 CDI		04.00	05.06													
414	92	04.00	05.06													
414	105	06.95	05.06													
416 CDI		04.00	05.06													
	308 CDI		04.00	05.06	24.0116-0110.1	416110			272 16,0 14,0 L +S +B							
	308 D		02.95	05.06												
	310 D		02.95	05.06												
	311 CDI		04.00	05.06												
	312 D		02.95	05.06												
	313 CDI		04.00	05.06												
	314	92	04.00	05.06												
	314	105	02.95	05.06												
	316 CDI		04.00	05.06												
	408 CDI		04.00	05.06						24.0122-0196.1	422196			285 21,9 19,0 VL +B		
	408 D		06.95	05.06												
	410 D		09.96	05.06												
	411 CDI		04.00	05.06												
	412 D		06.95	05.06												
413 CDI		04.00	05.06													
414	92	04.00	05.06													
414	105	06.95	05.06													
416 CDI		04.00	05.06													
	308 CDI		04.00	05.06	03.0137-0397.2	650397			160 x 40							
	308 D		02.95	05.06						03.0137-4001.2	654001			160 x 40 /Zub		
	310 D		02.95	05.06						03.0137-9255.2	669255			Einbausatz		
	311 CDI		04.00	05.06												
	312 D		02.95	05.06												
	313 CDI		04.00	05.06												
	314	92	04.00	05.06												
	314	105	02.95	05.06												
	316 CDI		04.00	05.06												
	408 CDI		04.00	05.06						03.0137-4015.2	654015			170 x 40 /Zub		
	408 D		06.95	05.06						03.0137-9256.2	669256			Einbausatz		
	410 D		09.96	05.06												
	411 CDI		04.00	05.06												
	412 D		06.95	05.06												
↓																

1) for 13.0460-3990.2 / per 13.0460-3990.2 / pour 13.0460-3990.2 / para 13.0460-3990.2
 2) for 13.0460-7084.2 / per 13.0460-7084.2 / pour 13.0460-7084.2 / para 13.0460-7084.2
 3) for 13.0460-7909.2 / per 13.0460-7909.2 / pour 13.0460-7909.2 / para 13.0460-7909.2
 4) only for predecess.no.13.0460-7904.2 / solo per nu.precedenti 13.0460-7904.2 / uniquement.pour no. précéd.13.0460-7904.2 / sólo para nu.precedentes 13.0460-7904.2





MERCEDES BENZ Transporter (BM 903/904) SPRINTER (95-06)

	413 CDI 414 414 416 CDI	92 105	04.00 04.00 06.95 04.00	05.06 05.06 05.06 05.06	03.0137-4015.2 03.0137-9256.2	654015 669256		170 x 40 /Zub Einbausatz
--	----------------------------------	-----------	----------------------------------	----------------------------------	----------------------------------	------------------	--	-----------------------------

MERCEDES BENZ Transporter (BM 905) SPRINTER (01-06)

	616 CDI		04.01	05.06	13.0460-7909.2 13.0460-0281.2 24.8190-0407.2 24.8190-0417.2	607909 610281 620407 620417	2 2	für Vorg. 13.0460-7904.2 ¹⁾ für Vorg. 13.0460-7904.2 ¹⁾ für 13.0460-7909.2 ²⁾	29153 20,0 /WE/Zub/S Einbausatz Warnkontakt L=84(185)mm Warnkontakt L=99(167)mm	PER PER
	616 CDI		04.01	05.06	13.0460-4975.2 24.8190-0415.2	604975 620415	2		29160 20,8 /WE WK Satz L=239/180mm	BRE
	616 CDI		04.01	05.06	24.0122-0161.1 24.0322-0161.1	422161 522161			276 22,0 19,0 V L +S +B 276 22,0 19,0 V L +S +B PD	
	616 CDI		04.01	05.06	24.0126-0144.1	426144			290 26,0 23,0 V L	
	616 CDI		04.01	05.06	13.0460-6015.2 24.8190-0423.2	606015 620423	2		29835 21,7 /WE Warnkontakt L=199/144mm	ATE

MERCEDES BENZ Transporter (BM 906) SPRINTER (06-)

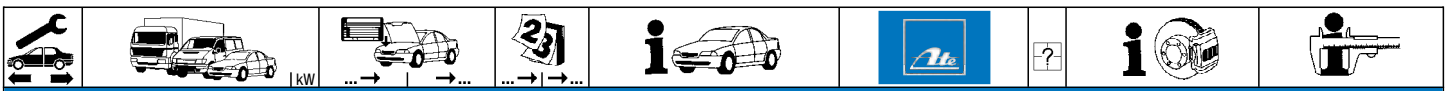
	209 CDI 210 CDI 211 CDI 213 CDI 215 CDI 216 216 CDI 218 CDI 224 309 CDI 310 CDI 311 CDI 311 CDI 4x4 313 CDI 313 CDI 4x4 315 CDI 315 CDI 4x4 316 316 CDI 316 CDI 4x4 316 LGT 316 NGT 318 CDI 318 CDI 4x4 319 CDI 319 CDI 4x4 324	115	04.06 03.09 04.06 04.06 04.06 09.08 03.09 04.06 04.06 04.06 03.09 04.06 02.08 04.06 06.06 04.06 02.08 09.08 03.09 03.09 04.06 02.08 03.09 03.09 04.06		13.0460-4826.2 24.8190-0424.2	604826 620424	2		29192 20,7 /WE/Zub Warnkontakt L=103,2mm	BRE
	411 CDI 413 CDI 415 CDI 416 CDI 418 CDI 419 CDI 424 509 CDI 510 CDI 511 CDI 511 CDI 4x4 513 CDI 513 CDI 4x4 515 CDI 515 CDI 4x4 516 516 CDI 516 CDI 4x4 516 NGT 518 CDI 518 CDI 4x4 519 CDI 519 CDI 4x4 524	80 120 140	06.09 04.06 04.06 03.09 04.06 04.06 04.06 03.09 04.06 06.06 03.09 06.06 04.06 06.06 09.08 03.09 06.06 09.08 04.06 06.06 03.09 03.09 04.06		13.0460-4827.2 24.8190-0424.2	604827 620424	2		29200 21,0 /WE/Zub Warnkontakt L=103,2mm	BRE
	209 CDI 210 CDI 211 CDI 213 CDI 215 CDI 216 216 CDI 218 CDI 224 309 CDI 310 CDI 311 CDI 311 CDI 4x4 313 CDI 313 CDI 4x4 315 CDI		04.06 03.09 04.06 04.06 04.06 09.08 03.09 04.06 04.06 04.06 03.09 04.06 02.08 04.06 06.06 04.06		24.0128-0203.1	428203			300 28,0 25,0 V L +S +B	

¹⁾ f.predec.13.0460-7904.2 / p.prece.13.0460-7904.2 / p.préd.13.0460-7904.2 / p.prede.13.0460-7904.2
²⁾ for 13.0460-7909.2 / per 13.0460-7909.2 / pour 13.0460-7909.2 / para 13.0460-7909.2





















MERCEDES BENZ Transporter (BM 906) SPRINTER (06-)















	315 CDI 4x4 316 316 CDI 316 CDI 4x4 316 LGT 316 NGT 318 CDI 318 CDI 4x4 319 CDI 319 CDI 4x4 324 411 CDI 413 CDI 415 CDI 416 CDI 418 CDI 419 CDI 424 509 CDI 510 CDI 511 CDI 511 CDI 4x4 513 CDI 513 CDI 4x4 515 CDI 515 CDI 4x4 516 516 CDI 516 CDI 4x4 516 NGT 518 CDI 518 CDI 4x4 519 CDI 519 CDI 4x4 524								02.08 09.08 03.09 03.09 09.08 09.08 04.06 02.08 03.09 03.09 04.06 06.09 04.06 04.06 03.09 04.06 03.09 04.06 06.06 04.06 06.06 09.08 03.09 04.06 06.06 09.08 04.06 06.06 03.09 03.09 04.06 04.06	24.0128-0203.1 428203			300 28,0 25,0 VL +S +B
	209 CDI 210 CDI 211 CDI 213 CDI 215 CDI 216 216 CDI 218 CDI 224 309 CDI 310 CDI 311 CDI 311 CDI 4x4 313 CDI 313 CDI 4x4 315 CDI 315 CDI 4x4 316 316 CDI 316 CDI 4x4 316 LGT 316 NGT 318 CDI 318 CDI 4x4 319 CDI 319 CDI 4x4 324								04.06 03.09 04.06 04.06 04.06 09.08 03.09 04.06 04.06 04.06 03.09 04.06 02.08 04.06 06.06 04.06 02.08 09.08 03.09 03.09 09.08 09.08 04.06 02.08 03.09 03.09 04.06 04.06	13.0460-3837.2 24.8190-0418.2	603837 620418	2	29190 20,2 +/WK/Zub/SBOS Warnkontakt L=95mm
	411 CDI 413 CDI 415 CDI 416 CDI 418 CDI 419 CDI 424 509 CDI 510 CDI 511 CDI 511 CDI 4x4 513 CDI 513 CDI 4x4 515 CDI 515 CDI 4x4 516 516 CDI 516 CDI 4x4 516 NGT 518 CDI 518 CDI 4x4 519 CDI 519 CDI 4x4 524	80 120 140							06.09 04.06 04.06 03.09 04.06 03.09 04.06 06.06 04.06 03.09 04.06 06.06 09.08 03.09 04.06 06.06 09.08 03.09 04.06 06.06 09.08 04.06 06.06 03.09 03.09 04.06 04.06	13.0460-3842.2 24.8190-0005.2	603842 620005	2	29217 20,5 /S Warnkontakt L=84,4mm BOS



MERCEDES BENZ Transporter (BM 906) SPRINTER (06-)



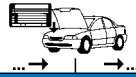





















	209 CDI		04.06	24.0116-0121.1	416121		298 16,0 14,0 +B
	210 CDI		03.09				
	211 CDI		04.06				
	213 CDI		04.06				
	215 CDI		04.06				
	216		09.08				
	216 CDI		03.09				
	218 CDI		04.06				
	224		04.06				
	309 CDI		04.06				
	310 CDI		03.09				
	311 CDI		04.06				
	311 CDI 4x4		02.08				
	313 CDI		04.06				
	313 CDI 4x4		06.06				
	315 CDI		04.06				
	315 CDI 4x4		02.08				
	316		09.08				
	316 CDI		03.09				
	316 CDI 4x4		03.09				
	316 LGT	115	09.08				
	316 NGT		09.08				
	318 CDI		04.06				
	318 CDI 4x4		02.08				
319 CDI		03.09					
319 CDI 4x4		03.09					
324		04.06					
	411 CDI	80	06.09	24.0128-0202.1	428202		303 28,0 25,0 V L +B
	413 CDI		04.06				
	415 CDI		04.06				
	416 CDI	120	03.09				
	418 CDI		04.06				
	419 CDI	140	03.09				
	424		04.06				
	509 CDI		04.06				
	510 CDI	70	03.09				
	511 CDI		04.06				
	511 CDI 4x4	80	06.06				
	513 CDI		03.09				
	513 CDI 4x4	95	06.06				
	515 CDI		04.06				
	515 CDI 4x4	110	06.06				
	516	115	09.08				
	516 CDI		03.09				
	516 CDI 4x4	120	06.06				
	516 NGT	115	09.08				
	518 CDI		04.06				
	518 CDI 4x4	135	06.06				
	519 CDI		03.09				
	519 CDI 4x4	140	03.09				
	524		04.06				
	209 CDI		04.06	03.0137-4003.2	654003		180 x 25 /Zub
	210 CDI		03.09				
	211 CDI		04.06				
	213 CDI		04.06				
	215 CDI		04.06				
	216		09.08				
	216 CDI		03.09				
	218 CDI		04.06				
	224		04.06				
	309 CDI		04.06				
	310 CDI		03.09				
	311 CDI		04.06				
	313 CDI		04.06				
	313 CDI 4x4		06.06				
	315 CDI		04.06				
	315 CDI 4x4		02.08				
	316		09.08				
	316 CDI		03.09				
	316 CDI 4x4		03.09				
	316 LGT	115	09.08				
	316 NGT		09.08				
	318 CDI		04.06				
	318 CDI 4x4		02.08				
	319 CDI		03.09				
319 CDI 4x4		03.09					
324		04.06					
411 CDI	80	06.09					
413 CDI		04.06					
415 CDI		04.06					
416 CDI	120	03.09					
418 CDI		04.06					
419 CDI	140	03.09					
424		04.06					
	509 CDI		04.06	03.0137-4008.2	654008		172 x 42 /Zub
	510 CDI	70	03.09				
	511 CDI		04.06				

								
MERCEDES BENZ Transporter (BM 906) SPRINTER (06-)								
	511 CDI 4x4	80		06.06		03.0137-4008.2	654008	172 x 42 /Zub
	513 CDI			03.09				
	513 CDI 4x4	95		06.06				
	515 CDI			04.06				
	515 CDI 4x4	110		06.06				
	516	115		09.08				
	516 CDI			03.09				
	516 CDI 4x4	120		06.06				
	516 NGT	115		09.08				
	518 CDI			04.06				
	518 CDI 4x4	135		06.06				
	519 CDI			03.09				
	519 CDI 4x4	140		03.09				
	524			04.06				
MERCEDES BENZ Transporter VARIO (96-)								
	VARIO 512 D			09.96		13.0460-6015.2	606015	29835 21,7 /WE
	VARIO 612 D			09.96		24.8190-0415.2	620415	ATE
	VARIO 613 D / 614 D			09.96			2	WK Satz L=239/180mm
	VARIO 615 D / 616 D			09.98				
	VARIO 618 D			09.96				
	VARIO 810 D			09.96				
	VARIO 812 D			09.96				
	VARIO 813 D / 814 D			09.96				
	VARIO 813 DA / 814 DA			09.96				
	VARIO 815 D / 816 D			09.96				
	VARIO 815 DA / 816 DA			09.96				
	VARIO 818 D			09.96				
	VARIO 818 DA			09.06				
	VARIO 512 D			09.96		24.0130-0198.1	430198	304 30,0 26,0 V L
	VARIO 612 D			09.96		24.0130-0103.1	430103	324 30,0 26,0 V L
	VARIO 613 D / 614 D			09.96				
	VARIO 615 D / 616 D			09.98				
	VARIO 618 D			09.96				
	VARIO 810 D			09.96				
	VARIO 812 D			09.96				
	VARIO 813 D / 814 D			09.96				
	VARIO 813 DA / 814 DA			09.96				
	VARIO 815 D / 816 D			09.96				
	VARIO 815 DA / 816 DA			09.96				
	VARIO 818 D			09.96				
	VARIO 818 DA			09.06				
	VARIO 512 D			09.96		24.0130-0190.1	430190	304 29,9 26,0 V L
	VARIO 612 D			09.96				
	VARIO 810 D			09.96				
	VARIO 812 D			09.96				
	VARIO 613 D / 614 D			09.96		24.0130-0191.1	430191	324 29,9 26,0 V L
	VARIO 615 D / 616 D			09.98				
	VARIO 618 D			09.96				
	VARIO 813 D / 814 D			09.96				
	VARIO 813 DA / 814 DA			09.96				
	VARIO 815 D / 816 D			09.96				
	VARIO 815 DA / 816 DA			09.96				
	VARIO 818 D			09.96				
	VARIO 818 DA			09.06				
MG ZR (01-05)								
	105	76		06.01	12.05	13.0460-2803.2	602803	21515 17,5 +/WK/S LUC
	120	86		06.01	12.05			
	Turbodiesel	74		06.01	12.05			
	160	118		06.01	12.05	13.0460-5825.2	605825	23094 16,5 +/WK/Zub/SLUC
	105	76		06.01	12.05	24.0113-0198.1	413198	262 13,0 11,0 +B
	120	86		06.01	12.05			
	Turbodiesel	74		06.01	12.05			
	105	76		06.01	12.05	24.0121-0105.1	421105	262 21,0 19,0 V +S +B
	120	86		06.01	12.05			
	Turbodiesel	74		06.01	12.05			
	160	118		06.01	12.05	24.0125-0161.1	425161	282 25,0 23,0 V
	105	76		06.01	12.05	13.0460-5998.2	605998	21312 12,8 +/WK AKE
	120	86		06.01	12.05			
	Turbodiesel	74		06.01	12.05			
	160	118		06.01	12.05	13.0460-5929.2	605929	21719 15,0 +/WK AKE
	105	76		06.01	12.05	24.0110-0212.1	410212	239 10,0 8,0 +S +B
	120	86		06.01	12.05			
	Turbodiesel	74		06.01	12.05			
	160	118		06.01	12.05	24.0110-0326.1	410326	260 10,0 8,0
MG ZS (01-05)								
	120	86		07.01	12.05	13.0460-5825.2	605825	23094 16,5 +/WK/Zub/SLUC
	180	130		07.01	12.05			
	2.0 TD	74		01.04	12.05			
	2.0 TD	83		01.04	12.05			

MG ZS (01-05)									
	120 86 180 130 2.0 TD 74 2.0 TD 83		07.01 12.05 07.01 12.05 01.04 12.05 01.04 12.05		24.0125-0161.1 425161			282 25,0 23,0 V	
	120 86 180 130 2.0 TD 74 2.0 TD 83		07.01 12.05 07.01 12.05 01.04 12.05 01.04 12.05		24.0110-0326.1 410326			260 10,0 8,0	
MG ZT Limousine (01-05)									
	1.8 16V (160) 118 1.8 T 16V (160) 118 2.0 CDTi 85 2.0 CDTi 96 2.5 V6 (180) 130 2.5 V6 (190) 140 4.6 V8 (260X) 191		06.01 12.05 01.03 12.05 06.02 09.03 11.02 12.05 01.03 12.05	+ Bremsscheibe 284 X 22 ¹⁾ + Bremsscheibe 284 X 22 ¹⁾ + Bremsscheibe 284 X 22 ¹⁾ + Bremsscheibe 284 X 22 ¹⁾ + Bremsscheibe 284 X 22 ¹⁾	13.0460-7144.2 607144 24.8190-2801.2 622801	1		23112 18,4 + Warnkontakt L=1103mm	ATE
	1.8 16V (160) 118 1.8 T 16V (160) 118 2.0 CDTi 85 2.0 CDTi 96 2.5 V6 (180) 130		06.01 12.05 01.03 12.05 06.02 09.03 11.02 12.05 01.03 12.05		13.0460-7155.2 607155 13.0470-7155.2 LD7155 24.8190-2801.2 622801	1		23183 20,3 +/WE Warnkontakt L=1103mm	ATE
	1.8 16V (160) 118 1.8 T 16V (160) 118 2.0 CDTi 85 2.0 CDTi 96 2.5 V6 (180) 130 2.5 V6 (190) 140 4.6 V8 (260X) 191		06.01 12.05 01.03 12.05 06.02 09.03 11.02 12.05 01.03 12.05 06.01 12.05		13.0460-3605.2 603605 13.0470-3605.2 LD3605 24.8190-2802.2 622802	1		20180 17,3 +/WE 20180 17,3 +/WE Warnkontakt L=846mm	ATE
	1.8 16V (160) 118 1.8 T 16V (160) 118 2.0 CDTi 85 2.0 CDTi 96 2.5 V6 (180) 130 2.5 V6 (190) 140		06.01 12.05 01.03 12.05 06.02 09.03 11.02 12.05 01.03 12.05 06.01 12.05		24.0110-0270.1 410270			280 10,0 8,0 +B	
	1.8 16V (160) 118 1.8 T 16V (160) 118 2.0 CDTi 85 2.0 CDTi 96 2.5 V6 (180) 130 2.5 V6 (190) 140		06.01 12.05 01.03 12.05 06.02 09.03 11.02 12.05 01.03 12.05 06.01 12.05		03.0137-0408.2 650408			160 x 20	
MG ZT-T Kombi (01-05)									
	1.8 16V (160) 118 1.8 T 16V (160) 118 2.0 CDTi 85 2.0 CDTi 96 2.5 V6 (180) 130 2.5 V6 (190) 140 4.6 V8 (260X) 191		10.01 12.05 01.03 12.05 06.02 09.03 11.02 12.05 01.03 12.05	+ Bremsscheibe 284 X 22 ¹⁾ + Bremsscheibe 284 X 22 ¹⁾ + Bremsscheibe 284 X 22 ¹⁾ + Bremsscheibe 284 X 22 ¹⁾ + Bremsscheibe 284 X 22 ¹⁾	13.0460-7144.2 607144 24.8190-2801.2 622801	1		23112 18,4 + Warnkontakt L=1103mm	ATE
	1.8 16V (160) 118 1.8 T 16V (160) 118 2.0 CDTi 85 2.0 CDTi 96 2.5 V6 (180) 130		10.01 12.05 01.03 12.05 06.02 09.03 11.02 12.05 01.03 12.05	+ Bremsscheibe 284 X 22 ¹⁾ + Bremsscheibe 284 X 22 ¹⁾ + Bremsscheibe 284 X 22 ¹⁾ + Bremsscheibe 284 X 22 ¹⁾	13.0460-7155.2 607155 13.0470-7155.2 LD7155 24.8190-2801.2 622801	1		23183 20,3 +/WE 23183 20,3 +/WE Warnkontakt L=1103mm	ATE
	1.8 16V (160) 118 1.8 T 16V (160) 118 2.0 CDTi 85 2.0 CDTi 96 2.5 V6 (180) 130 2.5 V6 (190) 140 4.6 V8 (260X) 191		10.01 12.05 01.03 12.05 06.02 09.03 11.02 12.05 01.03 12.05 10.01 12.05	+ Bremsscheibe 284 X 22 ¹⁾ + Bremsscheibe 284 X 22 ¹⁾ + Bremsscheibe 284 X 22 ¹⁾ + Bremsscheibe 284 X 22 ¹⁾	13.0460-3605.2 603605 13.0470-3605.2 LD3605 24.8190-2802.2 622802	1		20180 17,3 +/WE 20180 17,3 +/WE Warnkontakt L=846mm	ATE
	1.8 16V (160) 118 1.8 T 16V (160) 118 2.0 CDTi 85 2.0 CDTi 96 2.5 V6 (180) 130 2.5 V6 (190) 140		10.01 12.05 01.03 12.05 06.02 09.03 11.02 12.05 01.03 12.05 10.01 12.05		24.0110-0270.1 410270			280 10,0 8,0 +B	
	1.8 16V (160) 118 1.8 T 16V (160) 118 2.0 CDTi 85 2.0 CDTi 96 2.5 V6 (180) 130 2.5 V6 (190) 140		10.01 12.05 01.03 12.05 06.02 09.03 11.02 12.05 01.03 12.05 10.01 12.05		03.0137-0408.2 650408			160 x 20	
MG MGF (RD) (95-02)									
	1.6 82 1.8 i 16V 88 1.8 i VVC 107		02.00 04.02 03.95 04.02 03.95 04.02		13.0460-2804.2 602804			21518 17,0	LUC
	1.6 82 1.8 i 16V 88 1.8 i VVC 107		02.00 04.02 03.95 04.02 03.95 04.02		24.0122-0177.1 422177			241 22,0 20,0 V	

¹⁾ + brake disc 284 X 22 / + dischi freno 284 X 22 / + disque de frein 284 X 22 / + disco de freno 284 X 22

²⁾ + brake disc 325 X 25 / + dischi freno 325 X 25 / + disque de frein 325 X 25 / + disco de freno 325 X 25

								
MG MG TF (02-05)								
	115 120 135	85 88 100		03.02 12.05 03.02	12.05 12.05 12.05	13.0460-2804.2 602804		21518 17,0 LUC
	115 120 135	85 88 100		03.02 12.05 03.02	12.05 12.05 12.05	24.0122-0177.1 422177		241 22,0 20,0 V
MINI R50/R53 (00-06)								
	Cooper Cooper S One One 1.4 One D	85 66		06.00 07.02 06.00 06.00 03.03	11.06 11.06 11.06 11.06 11.06	13.0460-7161.2 13.0470-7161.2 24.8190-0235.2	607161 LD7161 620235	23281 18,3 +/WE ATE 23281 18,3 +/WE ATE Warnkontakt L=883mm
	Cooper S JCW	155		11.03	02.06	13.0460-2725.2 13.0470-2725.2 24.8190-0235.2	602725 LD2725 620235	23984 17,8 +/WE/Zub/S LUC 23984 17,8 +/WE/Zub/S LUC Warnkontakt L=883mm
	Cooper S JCW	155		03.06	11.06	13.0460-2725.2 13.0470-2725.2	602725 LD2725	23984 17,8 +/WE/Zub/S LUC 23984 17,8 +/WE/Zub/S LUC
	Cooper Cooper S One One 1.4 One D	85 66		06.00 07.02 06.00 06.00 03.03	11.06 11.06 11.06 11.06 11.06	24.0122-0204.1 24.0322-0204.1	422204 522204	276 22,0 20,4 V L +B 276 22,0 19,6 V L +B PD
	Cooper S JCW	155		11.03	11.06	24.0122-0244.1	422244	294 22,0 20,4 V L
	Cooper Cooper S Cooper S JCW One One 1.4 One D	85 66 155 66		06.00 07.02 11.03 06.00 06.00 03.03	11.06 11.06 11.06 11.06 11.06 11.06	24.0710-2013.1	360220	2 Radsensor L=570/178
	Cooper Cooper S Cooper S JCW One One 1.4 One D	85 66 155 66		06.00 07.02 11.03 06.00 06.00 03.03	11.06 11.06 11.06 11.06 11.06 11.06	13.0460-7162.2 13.0470-7162.2 24.8190-0236.2	607162 LD7162 620236	23716 15,8 +/WE ATE 23716 15,8 +/WE ATE Warnkontakt L=1130mm
	Cooper Cooper S Cooper S JCW One One 1.4 One D	85 66 155 66		06.00 07.02 11.03 06.00 06.00 03.03	11.06 11.06 11.06 11.06 11.06 11.06	24.0110-0271.1 24.0310-0271.1	410271 510271	259 10,0 8,4 +B 259 10,0 7,6 +B PD
	Cooper Cooper S Cooper S JCW One One 1.4 One D	85 66 155 66		06.00 07.02 11.03 06.00 06.00 03.03	11.06 11.06 11.06 11.06 11.06 11.06	24.0710-2021.1	360312	2 Radsensor L=905
MINI R52 Cabrio (04-08)								
	Cooper Cooper S One	85 125 66		04.04 04.04 04.04	08.08 08.08 08.08	13.0460-7161.2 13.0470-7161.2 24.8190-0235.2	607161 LD7161 620235	23281 18,3 +/WE ATE 23281 18,3 +/WE ATE Warnkontakt L=883mm
	Cooper S JCW	155		11.03	05.06	13.0460-2725.2 13.0470-2725.2 24.8190-0235.2	602725 LD2725 620235	23984 17,8 +/WE/Zub/S LUC 23984 17,8 +/WE/Zub/S LUC Warnkontakt L=883mm
	Cooper S JCW	155		06.06	08.08	13.0460-2725.2 13.0470-2725.2	602725 LD2725	23984 17,8 +/WE/Zub/S LUC 23984 17,8 +/WE/Zub/S LUC
	Cooper Cooper S One	85 125 66		04.04 04.04 04.04	08.08 08.08 08.08	24.0122-0204.1 24.0322-0204.1	422204 522204	276 22,0 20,4 V L +B 276 22,0 19,6 V L +B PD
	Cooper S JCW	155		11.03	08.08	24.0122-0244.1	422244	294 22,0 20,4 V L
	Cooper Cooper S Cooper S JCW One	85 125 155 66		04.04 04.04 11.03 04.04	08.08 08.08 08.08 08.08	24.0710-2013.1	360220	2 Radsensor L=570/178
	Cooper Cooper S Cooper S JCW One	85 66 155 66		04.04 04.04 11.03 04.04	08.08 08.08 08.08 08.08	13.0460-7162.2 13.0470-7162.2 24.8190-0236.2	607162 LD7162 620236	23716 15,8 +/WE ATE 23716 15,8 +/WE ATE Warnkontakt L=1130mm
	Cooper Cooper S Cooper S JCW One	85 125 155 66		04.04 04.04 11.03 04.04	08.08 08.08 08.08 08.08	24.0110-0271.1 24.0310-0271.1	410271 510271	259 10,0 8,4 +B 259 10,0 7,6 +B PD
	Cooper Cooper S Cooper S JCW One	85 125 155 66		04.04 04.04 11.03 04.04	08.08 08.08 08.08 08.08	24.0710-2021.1	360312	2 Radsensor L=905
MINI R55 Clubman (07-)								
	Cooper Cooper D Cooper SD One One D	105 66		09.07 09.07 02.11 03.10 03.10		13.0460-2710.2 13.0470-2710.2 24.8190-0277.2	602710 LD2710 620277	23915 17,6 +/WE/Zub/S LUC 23915 17,6 +/WE/Zub/S LUC Warnkontakt L=802mm

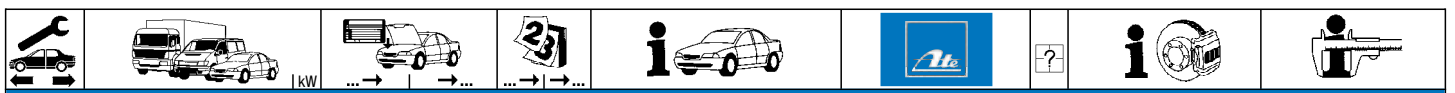


MINI R55 Clubman (07-)										
	Cooper S			09.07			13.0460-2725.2	602725		23984 17,8 +/WE/Zub/S LUC
	John Cooper Works	155		03.08			13.0470-2725.2	LD2725		23984 17,8 +/WE/Zub/S LUC
							24.8190-0277.2	620277	1	Warnkontakt L=802mm
	Cooper			09.07			24.0122-0248.1	422248		280 22,0 20,4 V L +B
	Cooper D			09.07						
	Cooper SD	105		02.11						
	One			03.10						
	One D	66		03.10						
	Cooper S			09.07			24.0122-0247.1	422247		294 22,0 20,4 V L +B
	Cooper			09.07	08.10		13.0460-2714.2	602714		24289 16,9 +/WE/Zub/S LUC
	Cooper D			09.07	08.10		13.0470-2714.2	LD2714		24289 16,9 +/WE/Zub/S LUC
	Cooper S			09.07	08.10		24.8190-0278.2	620278	1	Warnkontakt L=1130mm
	John Cooper Works	155		03.08	08.10					
	One			03.10	08.10					
	One D	66		03.10	08.10					
	Cooper			09.10			13.0460-2714.2	602714		24289 16,9 +/WE/Zub/S LUC
	Cooper D			09.10			13.0470-2714.2	LD2714		24289 16,9 +/WE/Zub/S LUC
	Cooper S			09.10			24.8190-0010.2	620010	1	Warnkontakt L=1141mm
	Cooper SD	105		02.11						
	John Cooper Works	155		09.10						
	One			09.10						
	One D	66		09.10						
	Cooper			09.07			24.0110-0271.1	410271		259 10,0 8,4 +B
	Cooper D			09.07			24.0310-0271.1	510271		259 10,0 7,6 +B PD
	Cooper S			09.07						
	Cooper SD	105		02.11						
	One			03.10						
	One D	66		03.10						

MINI R55 Clubvan (12-)										
	Cooper	90		12.12			13.0460-2710.2	602710		23915 17,6 +/WE/Zub/S LUC
	Cooper D	82		12.12			13.0470-2710.2	LD2710		23915 17,6 +/WE/Zub/S LUC
	One	72		12.12			24.8190-0009.2	620009	1	Warnkontakt L=808mm
	Cooper	90		12.12			24.0122-0248.1	422248		280 22,0 20,4 V L +B
	Cooper D	82		12.12						
	One	72		12.12						
	Cooper	90		12.12			13.0460-2714.2	602714		24289 16,9 +/WE/Zub/S LUC
	Cooper D	82		12.12			13.0470-2714.2	LD2714		24289 16,9 +/WE/Zub/S LUC
	One	72		12.12			24.8190-0010.2	620010	1	Warnkontakt L=1141mm
	Cooper	90		12.12			24.0110-0271.1	410271		259 10,0 8,4 +B
	Cooper D	82		12.12						
	One	72		12.12						





















MINI R56 (06-)										
	Cooper	85		03.10			13.0460-2710.2	602710		23915 17,6 +/WE/Zub/S LUC
	Cooper	88		11.06			13.0470-2710.2	LD2710		23915 17,6 +/WE/Zub/S LUC
	Cooper	90		03.10			24.8190-0277.2	620277	1	Warnkontakt L=802mm
	Cooper D			04.07						
	Cooper SD			02.11						
	One	55		03.09						
	One	70		04.07						
	One	72		03.10						
	One D	66		03.10						
	Cooper S			03.10			13.0460-2725.2	602725		23984 17,8 +/WE/Zub/S LUC
	Cooper S	128		11.06			13.0470-2725.2	LD2725		23984 17,8 +/WE/Zub/S LUC
	Cooper S	147		01.12			24.8190-0277.2	620277	1	Warnkontakt L=802mm
	John Cooper Works	155		03.08			24.8190-0277.2	620277	1	Warnkontakt L=802mm
	John Cooper Works	160		07.07						
	John Cooper Works GP	160		09.12						
	Cooper	85		03.10			24.0122-0248.1	422248		280 22,0 20,4 V L +B
	Cooper	88		11.06						
	Cooper	90		03.10						
	Cooper D			04.07						
	Cooper SD			02.11						
	One	55		03.09						
	One	70		04.07						
	One	72		03.10						
	One D	66		03.10						
	Cooper S			03.10			24.0122-0247.1	422247		294 22,0 20,4 V L +B
	Cooper S	128		11.06						
	Cooper S	147		01.12						
	Cooper	85		03.10	08.10		13.0460-2714.2	602714		24289 16,9 +/WE/Zub/S LUC
	Cooper	88		11.06	08.10		13.0470-2714.2	LD2714		24289 16,9 +/WE/Zub/S LUC
	Cooper	90		03.10	08.10		24.8190-0278.2	620278	1	Warnkontakt L=1130mm
	Cooper D			04.07	08.10					
	Cooper S			03.10	08.10					
	Cooper S	128		11.06	08.10					
	John Cooper Works	155		03.08	08.10					
	John Cooper Works	160		07.07	08.10					
	One	55		03.09	08.10					
	One	70		04.07	08.10					
	One	72		03.10	08.10					
	One D	66		03.10	08.10					



















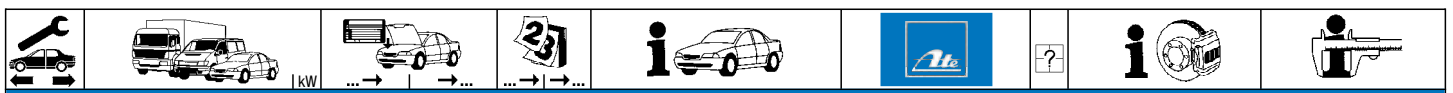


MINI R56 (06-)											
	Cooper	85		09.10		13.0460-2714.2	602714			24289 16,9 +/WE/Zub/S LUC 24289 16,9 +/WE/Zub/S LUC Warnkontakt L=1141mm	
	Cooper	88		09.10		13.0470-2714.2	LD2714				
	Cooper	90		09.10		24.8190-0010.2	620010	1			
	Cooper D			09.10							
	Cooper S			09.10							
	Cooper S	128		09.10							
	Cooper S	147		01.12							
	Cooper SD			02.11							
	John Cooper Works	155		09.10							
	John Cooper Works	160		09.10							
	John Cooper Works GP	160		09.12							
	One	55		09.10							
	One	70		09.10							
	One	72		09.10							
One D	66		09.10								
	Cooper	85		03.10		24.0110-0271.1	410271			259 10,0 8,4 +B	
	Cooper	88		11.06							
	Cooper	90		03.10							
	Cooper D			04.07							
	Cooper S			03.10							
	Cooper S	128		11.06							
	Cooper S	147		01.12							
	Cooper SD			02.11							
	One	55		03.09							
	One	70		04.07							
	One	72		03.10							
	One D	66		03.10							
	MINI R57 Cabrio (09-)										
		Cooper	90		01.09		13.0460-2710.2	602710			
Cooper		82		03.10		13.0470-2710.2	LD2710				
Cooper D		82		06.10		24.8190-0277.2	620277	1			
Cooper SD		105		02.11							
One		72		03.10							
Cooper S				03.10		13.0460-2725.2	602725			23984 17,8 +/WE/Zub/S LUC 23984 17,8 +/WE/Zub/S LUC Warnkontakt L=802mm	
Cooper S	128		01.09		13.0470-2725.2	LD2725					
					24.8190-0277.2	620277	1				
John Cooper Works	155		03.09		24.8190-0277.2	620277	1			Warnkontakt L=802mm	
	Cooper	90		01.09		24.0122-0248.1	422248			280 22,0 20,4 V L +B	
	Cooper	82		03.10							
	Cooper D	82		06.10							
	Cooper SD	105		02.11							
	One	72		03.10							
										294 22,0 20,4 V L +B	
Cooper S	128		03.10		24.0122-0247.1	422247					
Cooper S			01.09								
	Cooper	90		01.09	08.10	13.0460-2714.2	602714			24289 16,9 +/WE/Zub/S LUC 24289 16,9 +/WE/Zub/S LUC Warnkontakt L=1130mm	
	Cooper	82		03.10	08.10	13.0470-2714.2	LD2714				
	Cooper D	82		06.10	08.10	24.8190-0278.2	620278	1			
	Cooper S			03.10	08.10						
	Cooper S	128		01.09	08.10						
	John Cooper Works	155		03.09	08.10						
	One	72		03.10	08.10						
	Cooper	90		09.10		13.0460-2714.2	602714				
	Cooper	82		09.10		13.0470-2714.2	LD2714				
	Cooper D	82		09.10		24.8190-0010.2	620010	1			
Cooper S			09.10								
Cooper S	128		09.10								
Cooper SD	105		02.11								
John Cooper Works	155		09.10								
One	72		09.10								
	Cooper	90		01.09		24.0110-0271.1	410271			259 10,0 8,4 +B	
	Cooper	82		03.10							
	Cooper D	82		06.10							
	Cooper S			03.10							
	Cooper S	128		01.09							
	Cooper SD	105		02.11							
One	72		03.10								
MINI R58 Coupe (11-)											
	Cooper			10.11		13.0460-2710.2	602710			23915 17,6 +/WE/Zub/S LUC 23915 17,6 +/WE/Zub/S LUC Warnkontakt L=808mm	
	Cooper SD			10.11		13.0470-2710.2	LD2710				
						24.8190-0009.2	620009	1			
	Cooper S			10.11		13.0460-2725.2	602725				23984 17,8 +/WE/Zub/S LUC 23984 17,8 +/WE/Zub/S LUC Warnkontakt L=808mm
					13.0470-2725.2	LD2725					
					24.8190-0009.2	620009	1				
Cooper S JCW	155		10.11		24.8190-0009.2	620009	1			Warnkontakt L=808mm	
	Cooper			10.11		24.0122-0248.1	422248			280 22,0 20,4 V L +B	
	Cooper SD			10.11							
	Cooper S			10.11		24.0122-0247.1	422247				
										294 22,0 20,4 V L +B	
	Cooper			10.11		13.0460-2714.2	602714			24289 16,9 +/WE/Zub/S LUC 24289 16,9 +/WE/Zub/S LUC Warnkontakt L=1141mm	
	Cooper S			10.11		13.0470-2714.2	LD2714				
	Cooper S JCW	155		10.11		24.8190-0010.2	620010	1			
	Cooper SD			10.11							



								
MINI R58 Coupe (11-)								
	Cooper Cooper S Cooper SD		10.11 10.11 10.11		24.0110-0271.1	410271		259 10,0 8,4 +B
MINI R59 Roadster (12-)								
	Cooper Cooper SD		02.12 02.12		13.0460-2710.2 13.0470-2710.2	602710 LD2710		23915 17,6 +/WE/Zub/S LUC 23915 17,6 +/WE/Zub/S LUC Warnkontakt L=808mm
	Cooper S		02.12		13.0460-2725.2 13.0470-2725.2	602725 LD2725		23984 17,8 +/WE/Zub/S LUC 23984 17,8 +/WE/Zub/S LUC Warnkontakt L=808mm
	Cooper S JCW	155	02.12		24.8190-0009.2	620009	1	Warnkontakt L=808mm
	Cooper Cooper SD		02.12 02.12		24.0122-0248.1	422248		280 22,0 20,4 V L +B
	Cooper S		02.12		24.0122-0247.1	422247		294 22,0 20,4 V L +B
	Cooper Cooper S Cooper S JCW Cooper SD	155	02.12 02.12 02.12 02.12		13.0460-2714.2 13.0470-2714.2 24.8190-0010.2	602714 LD2714 620010	1	24289 16,9 +/WE/Zub/S LUC 24289 16,9 +/WE/Zub/S LUC Warnkontakt L=1141mm
	Cooper Cooper S Cooper SD		02.12 02.12 02.12		24.0110-0271.1	410271		259 10,0 8,4 +B
MINI R60 Countryman (10-)								
	Cooper Cooper D Cooper S Cooper S Cooper S All4 Cooper S JCW Cooper SD Cooper SD All4 Cooper D All4 One One D	90 82 135 147 160 105 82 72 66	09.10 09.10 09.10 02.12 09.10 09.12 02.11 02.11 09.10 09.10 09.10		13.0460-2725.2 13.0470-2725.2 24.8190-0306.2	602725 LD2725 620306	1	23984 17,8 +/WE/Zub/S LUC 23984 17,8 +/WE/Zub/S LUC Warnkontakt L=908mm
	Cooper Cooper D Cooper SD Cooper SD All4 Cooper D All4 One One D	90 82 105 82 72 66	09.10 09.10 02.11 02.11 09.10 09.10 09.10		24.0122-0271.1	422271		294 22,0 20,4 V L +S +B
	Cooper S Cooper S Cooper S All4 Cooper S JCW	135 147 160	09.10 02.12 09.10 09.12		24.0124-0240.1	424240		307 24,0 22,4 V L +S +B
	Cooper Cooper D Cooper S Cooper S Cooper S All4 Cooper S JCW Cooper SD Cooper SD All4 Cooper D All4 One One D	90 82 135 147 160 105 82 72 66	09.10 09.10 09.10 02.12 09.10 09.12 02.11 02.11 09.10 09.10 09.10		13.0460-2713.2 13.0470-2713.2 24.8190-0307.2	602713 LD2713 620307	1	23623 17,4 +/WE/Zub/S LUC 23623 17,4 +/WE/Zub/S LUC Warnkontakt L=957mm
	Cooper Cooper D Cooper S Cooper S Cooper S All4 Cooper SD Cooper SD All4 Cooper D All4 One One D	90 82 135 147 105 82 72 66	09.10 09.10 09.10 02.12 09.10 02.11 02.11 09.10 09.10 09.10		24.0110-0358.1	410358		280 10,0 8,4 +S +B
MINI R61 Paceman (12-)								
	Cooper Cooper D Cooper D All4 Cooper S Cooper S All4 Cooper S JCW Cooper SD Cooper SD All4	90 82 82 135 135 160 105 105	11.12 11.12 11.12 11.12 11.12 11.12 11.12 11.12		13.0460-2725.2 13.0470-2725.2 24.8190-0306.2	602725 LD2725 620306	1	23984 17,8 +/WE/Zub/S LUC 23984 17,8 +/WE/Zub/S LUC Warnkontakt L=908mm
	Cooper Cooper D Cooper D All4 Cooper SD Cooper SD All4	90 82 82 105 105	11.12 11.12 11.12 11.12 11.12		24.0122-0271.1	422271		294 22,0 20,4 V L +S +B
	Cooper S Cooper S All4 Cooper S JCW	135 135 160	11.12 11.12 11.12		24.0124-0240.1	424240		307 24,0 22,4 V L +S +B

								
MINI R61 Paceman (12-)								
	Cooper	90		11.12		13.0460-2713.2	602713	23623 17,4 +/WE/Zub/S LUC 23623 17,4 +/WE/Zub/S LUC Warnkontakt L=957mm
	Cooper D	82		11.12		13.0470-2713.2	LD2713	
	Cooper D All4	82		11.12		24.8190-0307.2	620307	
	Cooper S	135		11.12				
	Cooper S All4	135		11.12				
	Cooper S JCW	160		11.12				
	Cooper SD	105		11.12				
	Cooper SD All4	105		11.12				
	Cooper	90		11.12		24.0110-0358.1	410358	280 10,0 8,4 +S +B
	Cooper D	82		11.12				
	Cooper D All4	82		11.12				
	Cooper S	135		11.12				
	Cooper S All4	135		11.12				
	Cooper SD	105		11.12				
	Cooper SD All4	105		11.12				
MITSUBISHI ASX (10-)								
	1.6 i 16V	85		06.10		13.0460-5760.2	605760	23584 16,4 /WK AKE
	1.6 i 16V	86		06.10				
	1.8 DI-D	85		06.10				
	1.8 DI-D	110		06.10				
	1.8 DI-D 4WD	85		06.10				
	1.8 DI-D 4WD	110		06.10				
	1.8 i 16V	102		02.10				
	1.8 i 16V 4WD	102		02.10				
	2.0 i 16V	110		06.10				
	2.0 i 16V	118		06.10				
	2.0 i 16V 4WD	110		06.10				
	2.0 i 16V 4WD	118		06.10				
	1.6 i 16V	85		06.10		24.0126-0170.1	426170	294 26,0 24,4 V +B
	1.6 i 16V	86		06.10				
	1.8 DI-D	85		06.10				
	1.8 DI-D	110		06.10				
	1.8 DI-D 4WD	85		06.10				
	1.8 DI-D 4WD	110		06.10				
	1.8 i 16V	102		02.10				
	1.8 i 16V 4WD	102		02.10				
	2.0 i 16V	110		06.10				
	2.0 i 16V	118		06.10				
	2.0 i 16V 4WD	110		06.10				
	2.0 i 16V 4WD	118		06.10				
	1.6 i 16V	85		06.10	06.12	13.0460-5855.2	605855	23582 16,0 +
	1.6 i 16V	86		06.10	06.12			
	1.8 DI-D	85		06.10	06.12			
	1.8 DI-D	110		06.10	06.12			
	1.8 DI-D 4WD	85		06.10	06.12			
	1.8 DI-D 4WD	110		06.10	06.12			
	1.8 i 16V	102		02.10	06.12			
	1.8 i 16V 4WD	102		02.10	06.12			
	2.0 i 16V	110		06.10	06.12			
	2.0 i 16V	118		06.10	06.12			
	2.0 i 16V 4WD	110		06.10	06.12			
	2.0 i 16V 4WD	118		06.10	06.12			
	1.6 i 16V	85		06.10	06.12	24.0110-0360.1	410360	302 10,0 8,4 +B
	1.6 i 16V	86		06.10	06.12			
	1.8 DI-D	85		06.10	06.12			
	1.8 DI-D	110		06.10	06.12			
	1.8 DI-D 4WD	85		06.10	06.12			
	1.8 DI-D 4WD	110		06.10	06.12			
	1.8 i 16V	102		02.10	06.12			
	1.8 i 16V 4WD	102		02.10	06.12			
	2.0 i 16V	110		06.10	06.12			
	2.0 i 16V	118		06.10	06.12			
	2.0 i 16V 4WD	110		06.10	06.12			
	2.0 i 16V 4WD	118		06.10	06.12			
MITSUBISHI CARISMA (95-06)								
	1.6 i (DA1A)	66		07.95	02.99	13.0460-5987.2	605987	23080 15,0 LUC
	1.6 i 16V (DA1A)	70		12.98	06.06			
	1.6 i 16V (DA1A)	73		05.97	06.06			
	1.9 TD (DA4A)	66		10.96	02.99			
	1.6 i (DA1A)	66		03.99	06.00	13.0460-2830.2	602830	21920 14,6 /WK/Zub/S LUC
	1.6 i 16V (DA1A)	76		06.99	08.00			
	1.8 i (DA2A)	85		07.95	06.98			
	1.8 i 16V (DA2A)	103		07.95	06.98			
	1.8 i 16V GDI (DA2A)	92		09.97	08.00			
	1.9 TD (DA4A)	66		03.99	09.00			
	1.3 i (DA6A)	55		09.00	10.04	13.0460-2853.2	602853	21983 17,2 /WK/Zub/S LUC
	1.6 i (DA1A)	66		07.00	06.06			
	1.6 i 16V (DA1A)	76		09.00	06.06			
	1.8 i (DA2A)	85		07.98	06.06			
	1.8 i 16V (DA2A)	103		07.98	06.06			
	1.8 i 16V GDI (DA2A)	90		10.00	06.06			
	1.8 i 16V GDI (DA2A)	92		09.00	06.06			
	1.9 DI-D (DA5A)	75		09.00	06.06			
	1.9 DI-D (DA5A)	85		09.00	06.06			



MITSUBISHI CARISMA (95-06)

	1.6 i (DA1A) 66		07.95	02.99	24.0118-0120.1	418120		236 18,0 16,4 V +B
	1.6 i 16V (DA1A) 70		12.98	06.06				
	1.6 i 16V (DA1A) 73		05.97	06.06				
	1.9 TD (DA4A) 66		10.96	02.99				
	1.6 i (DA1A) 66		03.99	06.00	24.0124-0136.1	424136		256 24,0 21,5 V +B
	1.6 i 16V (DA1A) 76		06.99	08.00				
	1.8 i (DA2A) 85		07.95	02.99				
	1.8 i 16V (DA2A) 103		07.95	02.99				
	1.8 i 16V GDI (DA2A) 92		09.97	08.00				
	1.9 TD (DA4A) 66		03.99	09.00				
	1.3 i (DA6A) 55		09.00	10.04	24.0124-0159.1	424159		281 23,9 21,5 V +B
	1.6 i (DA1A) 66		07.00	06.06	24.0324-0159.1	524159		281 23,9 21,5 V +B PD
	1.6 i 16V (DA1A) 76		09.00	06.06				
	1.8 i (DA2A) 85		03.99	06.06				
	1.8 i 16V (DA2A) 103		03.99	06.06				
	1.8 i 16V GDI (DA2A) 90		10.00	06.06				
	1.8 i 16V GDI (DA2A) 92		09.00	06.06				
	1.9 DI-D (DA5A) 75		09.00	06.06				
	1.9 DI-D (DA5A) 85		09.00	06.06				
	1.6 i (DA1A) 66		07.95	05.99 + ABS	13.0460-5826.2	605826		21872 14,5 +/WK AKE
	1.6 i 16V (DA1A) 70		12.98	06.06 + ABS	13.0460-0116.2	610116		Einbausatz
	1.6 i 16V (DA1A) 73		05.97	06.06 + ABS				
	1.6 i 16V (DA1A) 76		06.99	08.00 + ABS				
	1.8 i (DA2A) 85		07.95	10.97 + ABS				
	1.8 i 16V (DA2A) 103		07.95	10.97 + ABS				
	1.8 i 16V GDI (DA2A) 92		08.97	05.99 + ABS				
	1.9 TD (DA4A) 66		10.96	09.00 + ABS				
	1.3 i (DA6A) 55		09.00	10.04	13.0460-2831.2	602831		21861 15,2 /WK/S LUC
	1.6 i (DA1A) 66		06.99	06.06 + ABS				
	1.6 i 16V (DA1A) 76		09.00	06.06 + ABS				
	1.8 i (DA2A) 85		11.97	06.06 + ABS				
	1.8 i 16V (DA2A) 103		11.97	06.06 + ABS				
	1.8 i 16V GDI (DA2A) 90		10.00	06.06 + ABS				
	1.8 i 16V GDI (DA2A) 92		06.99	06.06 + ABS				
	1.9 DI-D (DA5A) 75		09.00	06.06				
	1.9 DI-D (DA5A) 85		09.00	06.06				
	1.6 i (DA1A) 66		07.95	05.99 + ABS	24.0110-0266.1	410266		236 10,0 8,4
	1.6 i 16V (DA1A) 70		12.98	06.06 + ABS				
	1.6 i 16V (DA1A) 73		05.97	06.06 + ABS				
	1.6 i 16V (DA1A) 76		06.99	08.00 + ABS				
	1.9 TD (DA4A) 66		10.96	09.00 + ABS				
	1.3 i (DA6A) 55		09.00	10.04	24.0110-0229.1	410229		260 10,0 8,4 +B
	1.6 i (DA1A) 66		06.99	06.06 + ABS				
	1.6 i 16V (DA1A) 76		09.00	06.06 + ABS				
	1.8 i (DA2A) 85		07.95	06.06 + ABS				
	1.8 i 16V (DA2A) 103		07.95	06.06 + ABS				
	1.8 i 16V GDI (DA2A) 90		10.00	06.06 + ABS				
	1.8 i 16V GDI (DA2A) 92		08.97	06.06 + ABS				
	1.9 DI-D (DA5A) 75		09.00	06.06				
	1.9 DI-D (DA5A) 85		09.00	06.06				
	1.6 i (DA1A) 66		07.95	06.06 - ABS	03.0137-0289.2	650289		203 x 37
	1.6 i 16V (DA1A) 70		12.98	06.06 - ABS	03.0137-9192.2	669192		Einbausatz
	1.6 i 16V (DA1A) 73		05.97	06.06 - ABS				
	1.8 i (DA2A) 85		07.95	06.06 - ABS				
	1.8 i 16V (DA2A) 103		07.95	06.06 - ABS				
	1.8 i 16V GDI (DA2A) 90		10.00	06.06 - ABS				
	1.8 i 16V GDI (DA2A) 92		09.97	06.06 - ABS				
	1.9 TD (DA4A) 66		10.96	09.00 - ABS				
	1.6 i 16V (DA1A) 76		06.99	06.06 - ABS	03.0137-0428.2	650428		203 x 39 HEB
	1.6 i (DA1A) 66		07.95	06.06 - ABS	24.0220-3017.1	480108		203/205 x 42,5
	1.6 i 16V (DA1A) 70		12.98	06.06 - ABS				
	1.6 i 16V (DA1A) 73		05.97	06.06 - ABS				
	1.9 TD (DA4A) 66		10.96	02.99 - ABS				
	1.6 i 16V (DA1A) 76		06.99	06.06 - ABS	24.0220-3028.1	480169		203/205 x 42
	1.8 i (DA2A) 85		07.95	06.06 - ABS				
	1.8 i 16V (DA2A) 103		07.95	06.06 - ABS				
	1.8 i 16V GDI (DA2A) 90		10.00	06.06 - ABS				
	1.8 i 16V GDI (DA2A) 92		09.97	06.06 - ABS				
	1.9 TD (DA4A) 66		03.99	09.00 - ABS				

MITSUBISHI COLT/LANCER Limousine (88-92)

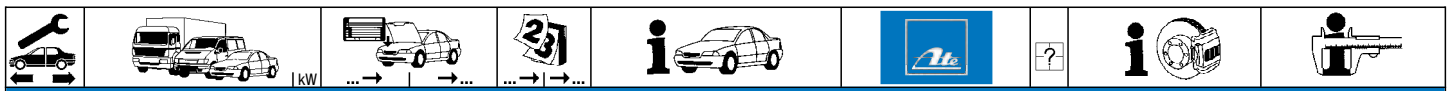
	1.2 (C65A)		04.88	05.90	13.0460-5948.2	605948		21126 15,0	SUM
	1.3 (C51A/V)		04.88	05.90					
	1.3 EL (C61A)		04.88	05.90					
	1.3 GL (C61A)		04.88	05.90					
	1.5 (C62A)		04.88	05.90					
	1.5 GLXi (C52A)		04.88	05.90					
	1.3 (C51A/V)		04.88	05.90	13.0460-5947.2	605947		20955 15,5	SUM
	1.3 GL (C61A)		04.88	05.90	13.0460-0315.2	610315		Einbausatz	SUM
	1.3 GL (C61A)		04.88	05.90					
	1.5 (C62A)		04.88	05.90					
	1.5 GLXi (C52A)		04.88	05.90					
	1.6 GTi 16V (C53/63A)		04.88	05.90					
	1.8 4x4 (C77A)		05.89	05.90					
	1.8 D (C54A)		04.88	05.90					
	1.8 D (C64A)		04.88	05.90					

1) - electric carburetor / - carburatore elettronico / - carburateur électrique / - carburador eléctrico

2) + 4 door / + 4 porte / + 4 portes / + 4 puertas

3) + electric carburetor / + carburatore elettronico / + carburateur électrique / + carburador eléctrico

4) + 5 door / + 5 porte / + 5 portes / + 5 puertas



MITSUBISHI COLT/LANCER Limousine (88-92)

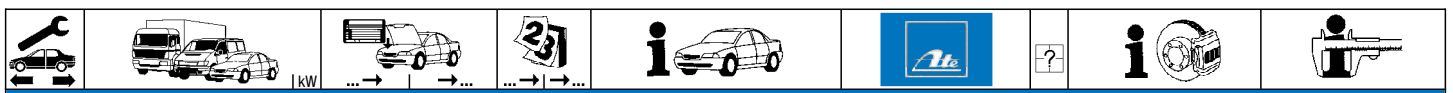
	1.2 (C65A) 1.3 (C51A/V) 1.3 (C61A) 1.5 (C52A) KAT 1.5 (C62A) 1.5 GLXi (C52A) 1.6 16V (C66A) 1.6 4x4 (C76A) 1.8 4x4 (C77A) 1.8 D (C54A) 1.8 D (C64A) 2.0 D (C67A)		06.90 06.90 06.90 06.90 06.90 06.90 06.92 06.92 06.90 06.90 06.90 06.92	05.92 05.92 10.92 05.92 10.92 05.92 10.92 10.92 05.92 05.92 05.92 10.92	- ABS	13.0460-5953.2 605953		21650 15,0	SUM
	1.6 16V (C66A) 1.8 GTi 16V (C58A) 1.8 GTi 16V (C68A) 1.8 GTi 16V (C69A)		06.92 11.89 11.89 06.92	10.92 05.92 05.92 10.92	+ ABS	13.0460-5952.2 13.0460-0442.2 605952 610442		21647 16,0 +/WK Einbausatz	SUM SUM
	1.2 (C65A) 1.3 (C51A/V) 1.3 EL (C61A) 1.3 GL (C61A) 1.5 (C62A) 1.5 GLXi (C52A)		04.88 04.88 04.88 04.88 04.88 04.88	05.90 05.90 05.90 05.90 05.90 05.90	- elektr. Vergaser ¹⁾	24.0113-0159.1 413159		243 12,7 11,4	
	1.3 (C51A/V) 1.3 GL (C61A) 1.3 GL (C61A) 1.5 (C62A) 1.5 GLXi (C52A) 1.8 4x4 (C77A) 1.8 D (C54A) 1.8 D (C64A)		04.88 04.88 04.88 04.88 04.88 05.89 04.88 04.88	05.90 05.90 05.90 05.90 05.90 05.90 05.90 05.90	+ elektr. Vergaser ³⁾ + elektr. Vergaser ³⁾ - elektr. Vergaser ¹⁾ + 5 türig ⁴⁾	24.0118-0109.1 418109		242 18,0 16,4 V	
	1.2 (C65A) 1.3 (C51A/V) 1.3 EL (C61A) 1.3 GL (C61A) 1.3 GLX (C61A) 1.5 (C52A) KAT 1.5 (C62A)		06.90 06.90 06.90 06.90 06.90 06.90 06.90	05.92 05.92 05.92 05.92 05.92 05.92 05.92	- elektr. Vergaser ¹⁾ + Getriebe F5M21 ⁵⁾ - elektr. Vergaser ¹⁾	24.0113-0183.1 413183		234 13,0 11,4	
	1.3 (C51A/V) 1.3 (C61A) 1.3 GL (C61A) 1.5 (C52A) KAT 1.5 (C62A) 1.5 GLXi (C52A) 1.6 16V (C66A) 1.6 4x4 (C76A) 1.8 4x4 (C77A) 1.8 D (C54A) 1.8 D (C64A) 2.0 D (C67A)		06.90 06.92 06.90 06.90 06.90 06.90 06.92 06.92 06.90 06.90 06.90 06.92	05.92 10.92 05.92 05.92 05.92 05.92 10.92 10.92 05.92 05.92 05.92 10.92	+ elektr. Vergaser ³⁾ + elektr. Vergaser ³⁾ + 5 türig ⁴⁾ - ABS	24.0118-0112.1 418112		236 18,0 16,4 V	
	1.6 16V (C66A) 1.6 GTi 16V (C53/63A) 1.8 GTi 16V (C58A) 1.8 GTi 16V (C68A) 1.8 GTi 16V (C69A)		06.92 04.88 11.89 11.89 06.92	10.92 05.90 05.92 05.92 10.92	+ ABS	24.0110-0238.1 410238		265 10,0 8,4	
	1.2 (C65A) 1.3 (C51A/V) 1.3 (C61A) 1.5 (C52A) KAT 1.5 (C62A) 1.8 D (C54A) 1.8 D (C64A)		04.88 04.88 04.88 04.88 04.88 04.88 04.88	05.90 05.90 05.90 05.90 05.90 05.90 05.90		03.0137-0216.2 03.0137-9107.2 650216 669107		180 x 37 HEB Einbausatz	
	1.2 (C65A) 1.3 (C51A/V) 1.3 (C61A) 1.5 (C52A) KAT 1.5 (C62A) 1.6 16V (C66A) 1.8 D (C54A) 1.8 D (C64A) 2.0 D (C67A)		06.90 06.90 06.90 06.90 06.90 06.92 06.90 06.90 06.92	05.92 05.92 10.92 05.92 05.92 10.92 05.92 05.92 10.92	- ABS	03.0137-0255.2 03.0137-9155.2 650255 669155		180 x 37 Einbausatz	
	1.6 4x4 (C76A) 1.8 4x4 (C77A)		06.92 05.89	10.92 05.92		03.0137-0289.2 03.0137-9192.2 650289 669192		203 x 37 Einbausatz	

MITSUBISHI COLT/LANCER Limousine (92-96)

	1.3 (CA1A) 1.3 (CB1A) 1.6 (CA4A) 1.6 (CB4A) 1.6 4WD (CC4A) 1.6 4WD (CD4A) 2.0 D (CB8A)		12.91 05.92 12.91 05.92 12.91 05.92 05.92	04.96 04.96 04.96 04.96 04.96 04.96 04.96		13.0460-5953.2 605953		21650 15,0	SUM
	1.8 16V GTi (CA5A) 1.8 16V GTi (CB5A)		12.91 05.92	04.96 04.96		13.0460-5952.2 13.0460-0442.2 605952 610442		21647 16,0 +/WK Einbausatz	SUM SUM

1) - electric carburetor / - carburatore elettronico / - carburateur électrique / - carburador eléctrico
 2) + 4 door / + 4 porte / + 4 portes / + 4 puertas
 3) + electric carburetor / + carburatore elettronico / + carburateur électrique / + carburador eléctrico
 4) + 5 door / + 5 porte / + 5 portes / + 5 puertas
 5) + transmission F5M21 / + scatola cambio F5M21 / + boîte de vitesse F5M21 / + cambio F5M21





MITSUBISHI COLT/LANCER Limousine (92-96)

	1.3 (CA1A)		12.91	04.96	24.0113-0186.1	413186		234 13,0 11,4
	1.3 (CB1A)		05.92	04.96				
	1.3 (CA1A)		12.91	11.93	24.0118-0120.1	418120		236 18,0 16,4 V +B
	1.3 (CB1A)		05.92	04.96				
	1.6 (CA4A)		12.91	04.96				
	1.6 (CB4A)		05.92	04.96				
	1.6 4WD (CC4A)		12.91	04.96				
	1.6 4WD (GD4A)		05.92	04.96				
	2.0 D (CB8A)		05.92	04.96				
	1.6 (CA4A)		12.91	04.96	13.0460-5826.2	605826		21872 14,5 +/WK AKE
	1.6 (CB4A)		05.92	04.96				
	1.6 4WD (CC4A)		12.91	04.96				
	1.6 4WD (CD4A)		05.92	11.93				
	1.8 16V GTi (CA5A)		12.91	04.96				
	1.8 16V GTi (CB5A)		05.92	04.96				
	2.0 D (CB8A)		05.92	04.96				
	1.6 (CA4A)		12.91	04.96	24.0110-0266.1	410266		236 10,0 8,4
	1.6 (CB4A)		05.92	04.96				
	1.6 4WD (CC4A)		12.91	04.96				
	1.6 4WD (CD4A)		05.92	11.93				
	2.0 D (CB8A)		05.92	04.96				
	1.3 (CA1A)		12.91	04.96	03.0137-0255.2	650255		180 x 37 Einbausatz
	1.3 (CB1A)		05.92	04.96				
	1.6 (CA4A)		12.91	04.96				
	1.6 (CB4A)		05.92	04.96	03.0137-0289.2	650289		203 x 37 Einbausatz
	2.0 D (CB8A)		05.92	04.96				
	1.6 4WD (CC4A)		12.91	04.96				
	1.6 4WD (GD4A)		05.92	11.93	03.0137-9192.2	669192		229 x 42 Einbausatz
	1.6 (CA4A)		12.91	04.96				
	1.6 (CB4A)		05.92	04.96	24.0220-3017.1	480108		203/205 x 42,5
	2.0 D (CB8A)		05.92	04.96				
			05.92	04.96				

MITSUBISHI COLT/LANCER Limousine (96-03)

	1.3 i 12V (CJ1A)	55	05.96	08.00	13.0460-5889.2	605889		21650 15,0 /WK SUM
	1.3 i 12V (CK1A)	55	05.96	07.01				
	1.3 i 16V (CJ1A)	60	09.00	06.03				
	1.6 i 16V (CJ4A)	66	05.96	08.00				
	1.6 i 16V (CJ4A)	76	09.00	06.03				
	1.6 i 16V (CK4A)	66	05.96	07.01				
	1.3 i 12V (CJ1A)	55	05.96	08.00	24.0118-0120.1	418120		236 18,0 16,4 V +B
	1.3 i 12V (CK1A)	55	05.96	07.01				
	1.3 i 16V (CJ1A)	60	09.00	06.03				
	1.6 i 16V (CJ4A)	66	05.96	08.00				
	1.6 i 16V (CJ4A)	76	09.00	06.03				
	1.6 i 16V (CK4A)	66	05.96	07.01				
	1.3 i 12V (CJ1A)	55	05.96	08.00	03.0137-0255.2	650255		180 x 37 Einbausatz
	1.3 i 12V (CK1A)	55	05.96	07.01				
	1.3 i 16V (CJ1A)	60	09.00	06.03				
	1.6 i 16V (CJ4A)	66	05.96	08.00				
	1.6 i 16V (CJ4A)	76	09.00	06.03				
	1.6 i 16V (CK4A)	66	05.96	07.01				
	1.3 i 12V (CJ1A)	55	05.96	08.00	03.0137-0289.2	650289		203 x 37 Einbausatz
	1.3 i 12V (CK1A)	55	05.96	07.01				
	1.3 i 16V (CJ1A)	60	09.00	06.03				
	1.6 i 16V (CJ4A)	66	05.96	08.00				
	1.6 i 16V (CJ4A)	76	09.00	06.03				
	1.6 i 16V (CK4A)	66	05.96	07.01				
	1.3 i 12V (CJ1A)	55	05.96	08.00	24.0220-3017.1	480108		203/205 x 42,5
	1.3 i 12V (CK1A)	55	05.96	07.01				
	1.3 i 16V (CJ1A)	60	09.00	06.03				
	1.6 i 16V (CJ4A)	66	05.96	08.00				
	1.6 i 16V (CJ4A)	76	09.00	06.03				
	1.6 i 16V (CK4A)	66	05.96	07.01				

MITSUBISHI COLT (04-)

	1.1 i 12V (Z32A)	55	10.04		13.0460-2896.2	602896		21920 16,6 /WK/Zub/S LUC
	1.3 i 16V (Z34A)	70	06.04					
	1.5 DI-D (Z38A)	50	08.04					
	1.5 DI-D (Z39A)	70	08.04					
	1.5 i 16V (Z27A)	72	09.04	02.06				
	1.5 i 16V (Z36A)	80	06.04					
	1.5 CZT (Z37A)	110	03.05	08.08	13.0460-2853.2	602853		21983 17,2 /WK/Zub/S LUC
	1.5 i 16V (Z37A)	132	05.07	08.08				
	1.1 i 12V (Z32A)	55	10.04		24.0124-0192.1	424192		256 24,0 21,5 V +B
	1.3 i 16V (Z34A)	70	06.04					
	1.5 DI-D (Z38A)	50	08.04					
	1.5 DI-D (Z39A)	70	08.04					
	1.5 i 16V (Z27A)	72	09.04	02.06				
	1.5 i 16V (Z36A)	80	06.04					
	1.1 i 12V (Z32A)	55	10.04		13.0460-2831.2	602831		21861 15,2 /WK/S LUC
	1.3 i 16V (Z34A)	70	06.04					
	1.5 CZT (Z37A)	110	03.05					
	1.5 DI-D (Z38A)	50	08.04					
	1.5 DI-D (Z39A)	70	08.04					
	1.5 i 16V (Z27A)	72	09.04	02.06				



























1) + option mod. MNDEQL6 / + opzione mod. MNDEQL6 / + option mod. MNDEQL6 / + opción mod. MNDEQL6
 2) + option mod. SNDEQL6 / + opzione mod. SNDEQL6 / + option mod. SNDEQL6 / + opción mod. SNDEQL6



MITSUBISHI COLT (04-)									
	1.5 i 16V (Z36A) 1.5 i 16V (Z37A)	80 132		06.04 05.07			13.0460-2897.2	602897	21861 15,2 /WK/S LUC
	1.1 i 12V (Z32A) 1.3 i 16V (Z34A) 1.5 CZT (Z37A) 1.5 DI-D (Z38A) 1.5 DI-D (Z39A) 1.5 i 16V (Z27A) 1.5 i 16V (Z36A) 1.5 i 16V (Z37A)	55 70 110 50 70 72 80 132		10.04 06.04 03.05 08.04 08.04 09.04 06.04 05.07	+ ABS + ABS + ABS + ABS		24.0110-0304.1	410304	250 10,0 8,0 +B
	1.1 i 12V (Z32A) 1.3 i 16V (Z34A) 1.5 DI-D (Z38A) 1.5 DI-D (Z39A)	55 70 50 70		10.04 06.04 08.04 08.04	- ABS - ABS - ABS - ABS		03.0137-0477.2	650477	203 x 38 HEB
	1.1 i 12V (Z32A) 1.3 i 16V (Z34A) 1.5 DI-D (Z38A) 1.5 DI-D (Z39A)	55 70 50 70		10.04 06.04 08.04 08.04	- ABS - ABS - ABS - ABS		03.0520-7319.3	697319	19,05/203x38 TopKit
MITSUBISHI COLT CZC Cabriolet (06-08)									
	1.5 i 16V (Z36A) 1.5 Turbo (Z37A)	80 110		05.06 07.08 05.06 07.08			13.0460-2896.2 13.0460-2853.2	602896 602853	21920 16,6 /WK/Zub/S LUC 21983 17,2 /WK/Zub/S LUC
	1.5 i 16V (Z36A)	80		05.06 07.08			24.0124-0192.1	424192	256 24,0 21,5 V +B
	1.5 i 16V (Z36A) 1.5 Turbo (Z37A)	80 110		05.06 07.08 05.06 07.08			13.0460-2831.2	602831	21861 15,2 /WK/S LUC
	1.5 i 16V (Z36A) 1.5 Turbo (Z37A)	80 110		05.06 07.08 05.06 07.08			24.0110-0304.1	410304	250 10,0 8,0 +B
MITSUBISHI ECLIPSE I (91-95)									
	2.0 16V (D22A)	110		04.91 11.95			13.0460-5952.2 13.0460-0442.2	605952 610442	21647 16,0 +/WK Einbausatz SUM SUM
	2.0 16V (D22A) 2.0 16V (D22A) 2.0 16V 4x4 (D27A)	110 110 110		04.91 11.95 04.91 11.95	- ABS + ABS		24.0124-0142.1 24.0124-0147.1 24.0124-0144.1	424142 424147 424144	256 24,0 22,4 V 256 24,0 22,4 V 276 24,0 22,4 V
	2.0 16V (D22A) 2.0 16V 4x4 (D27A)	110 110		04.91 11.95 04.91 11.95			24.0110-0243.1	410243	265 10,0 8,4
MITSUBISHI ECLIPSE II (95-99)									
	2.0 GS 16V 2.0 GT 16V	107 157		12.95 04.99 12.95 04.99			13.0460-5952.2	605952	21647 16,0 +/WK SUM
	2.0 GS 16V 2.0 GT 16V	107 157		12.95 04.99 12.95 04.99			24.0124-0142.1	424142	256 24,0 22,4 V
	2.0 GS 16V 2.0 GT 16V	107 157		12.95 04.99 12.95 04.99			13.0460-5980.2 13.0460-0150.2	605980 610150	21706 15,5 +/WK Einbausatz AKE AKE
	2.0 GS 16V 2.0 GT 16V	107 157		12.95 04.99 12.95 04.99			24.0110-0704.1	410704	262 10,0 8,4 +B
MITSUBISHI GALANT (4-türig) (87-92)									
	1.6 (E31A) 1.8 (E32A) 1.8 TD (E34A) 2.0 (E33A) 2.0 4x4 (E38A) 2.0 4x4 (E39A) 2.0 4x4 (E39A)			12.87 05.90 12.87 05.90 12.87 05.90 06.88 11.89 06.88 05.90 + DOHC + SOHC			13.0460-5947.2 13.0460-0315.2	605947 610315	20955 15,5 Einbausatz SUM SUM
	1.6 (E31A) 1.8 (E32A) 1.8 TD (E34A) 2.0 (E33A) 2.0 4x4 (E38A) 2.0 4x4 (E39A)			06.90 10.92 06.90 10.92 06.90 10.92 06.90 10.92 06.90 05.91 + SOHC			13.0460-5953.2 13.0460-5952.2 13.0460-0442.2	605953 605952 610442	21650 15,0 SUM 21647 16,0 +/WK Einbausatz SUM SUM
	1.6 (E31A) 1.6 (E31A) 1.8 (E32A) 1.8 TD (E34A) 2.0 (E33A) 2.0 4x4 (E38A) 2.0 4x4 (E39A) 2.0 4x4 (E39A)			12.87 05.90 06.90 10.92 12.87 05.90 12.87 05.90 06.88 11.89 11.89 05.90 + SOHC			24.0118-0109.1 24.0118-0112.1 24.0124-0114.1	418109 418112 424114	+ 13" Rad ¹⁾ + 13" Rad ¹⁾ + 14" Rad ²⁾ 242 18,0 16,4 V 236 18,0 16,4 V 266 24,0 22,4 V
	1.8 (E32A) 1.8 (E32A)			06.90 10.92 10.89 05.90	- ABS		24.0124-0136.1	424136	+ 14" Rad ²⁾ 256 24,0 21,5 V +B

¹⁾ + 13" wheel / + ruota 13" / + roue 13" / + rueda 13"

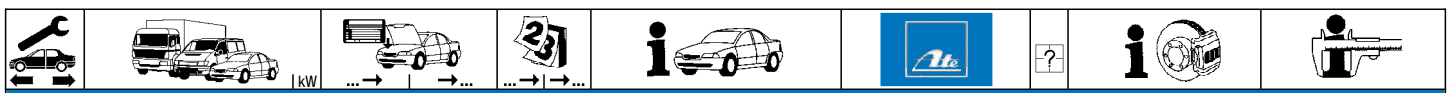
²⁾ + 14" wheel / + ruota 14" / + roue 14" / + rueda 14"

								
MITSUBISHI GALANT (4-türig) (87-92)								
	1.8 TD (E34A) 2.0 (E33A) 2.0 4x4 (E38A) 2.0 4x4 (E39A)		06.90 06.90 06.90 06.90	10.92 10.92 - ABS 10.92 - ABS 05.91 + SOHC	24.0124-0136.1	424136	+ 14" Rad ¹⁾	256 24,0 21,5 V +B
	1.8 (E32A) 2.0 (E33A) 2.0 4x4 (E38A) 2.0 4x4 (E39A)		10.89 12.87 12.88 06.88	10.92 10.92 + ABS 10.92 10.92	24.0110-0238.1	410238		265 10,0 8,4
	1.6 (E31A) 1.8 (E32A) 1.8 TD (E34A)		12.88 12.88 12.88	10.92 10.92 - ABS 10.92	03.0137-0289.2 03.0137-9192.2	650289 669192		203 x 37 Einbausatz
	1.6 (E31A) 1.8 (E32A) 1.8 TD (E34A)		12.87 12.87 12.87	10.92 10.92 - ABS 10.92	24.0220-3018.2	480121	ohne Sensorring ²⁾	203/205 x 42,5
MITSUBISHI GALANT (5-türig) (88-92)								
	1.8 (E32A) 1.8 TD (E34A) 2.0 (E33A) 2.0 4x4 (E38A) 2.0 4x4 (E39A) 2.0 4x4 (E39A)		11.88 11.88 11.88 04.89 04.89 12.89	05.90 05.90 05.90 05.90 11.89 05.90 + SOHC	13.0460-5947.2 13.0460-0315.2	605947 610315		20955 15,5 Einbausatz SUM
	1.8 (E32A) 1.8 TD (E34A) 2.0 (E33A) 2.0 4x4 (E38A) 2.0 4x4 (E39A)		06.90 06.90 06.90 06.90 06.90	10.92 10.92 10.92 10.92 05.91 + SOHC	13.0460-5952.2 13.0460-0442.2	605952 610442		21647 16,0 +/WK Einbausatz SUM
	1.8 (E32A) 1.8 TD (E34A) 2.0 (E33A) 2.0 4x4 (E38A) 2.0 4x4 (E39A) 2.0 4x4 (E39A)		11.88 11.88 11.88 04.89 04.89 12.89	05.90 05.90 05.90 05.90 11.89 05.90 + SOHC	24.0124-0114.1	424114		266 24,0 22,4 V
	1.8 (E32A) 1.8 (E32A) 1.8 TD (E34A) 2.0 (E33A) 2.0 4x4 (E38A) 2.0 4x4 (E39A)		06.90 10.89 06.90 06.90 06.90 06.90	10.92 - ABS 05.90 10.92 10.92 - ABS 10.92 - ABS 05.91 + SOHC	24.0124-0136.1	424136		256 24,0 21,5 V +B
	1.8 (E32A) 2.0 (E33A) 2.0 4x4 (E38A) 2.0 4x4 (E39A)		05.90 11.88 04.89 04.89	10.92 + ABS 10.92 10.92 10.92	24.0110-0238.1	410238		265 10,0 8,4
	1.8 (E32A) 1.8 TD (E34A)		11.88 11.88	10.92 - ABS 10.92	03.0137-0289.2 03.0137-9192.2	650289 669192		203 x 37 Einbausatz
	1.8 (E32A) 1.8 TD (E34A)		11.88 11.88	10.92 - ABS 10.92	24.0220-3018.2	480121	ohne Sensorring ²⁾	203/205 x 42,5
MITSUBISHI GALANT (92-96)								
	1.8 (E52A) 2.0 (E55A) 2.0 4x4 (E75A) 2.0 i V6 (E54A) 2.0 i V6 4WS (E64A) 2.0 TD (E57A)		11.92 11.92 11.92 11.92 11.92 11.92	09.96 09.96 09.96 09.96 09.96 09.96	13.0460-5952.2 13.0460-0442.2	605952 610442		21647 16,0 +/WK Einbausatz SUM
	1.8 (E52A) 2.0 (E55A) 2.0 4x4 (E75A) 2.0 i V6 (E54A) 2.0 i V6 4WS (E64A) 2.0 TD (E57A)		11.92 11.92 11.92 11.92 11.92 11.92	09.96 09.96 09.96 09.96 09.96 09.96	24.0124-0136.1	424136		256 24,0 21,5 V +B
	1.8 (E52A) 2.0 (E55A) 2.0 4x4 (E75A) 2.0 i V6 (E54A) 2.0 i V6 4WS (E64A) 2.0 TD (E57A)		11.92 11.92 11.92 11.92 11.92 11.92	09.96 + ABS 09.96 09.96 09.96 09.96 09.96	13.0460-5980.2 13.0460-0150.2	605980 610150	+ 14" Rad/ + 2WD ³⁾	21706 15,5 +/WK Einbausatz AKE
	1.8 (E52A) 2.0 (E55A) 2.0 4x4 (E75A) 2.0 i V6 (E54A) 2.0 i V6 4WS (E64A) 2.0 TD (E57A)		11.92 11.92 11.92 11.92 11.92 11.92	09.96 + ABS 09.96 09.96 09.96 09.96 09.96	24.0110-0240.1	410240		262 10,0 8,4
	1.8 (E52A) 2.0 TD (E57A)		11.92 11.92	09.96 - ABS 09.96	03.0137-0289.2 03.0137-9192.2	650289 669192		203 x 37 Einbausatz
	1.8 (E52A) 2.0 (E55A) 2.0 i V6 (E54A) 2.0 i V6 4WS (E64A) 2.0 TD (E57A)		11.92 11.92 11.92 11.92 11.92	09.96 + ABS 09.96 09.96 09.96 09.96	03.0137-0452.2	650452		167 x 32

¹⁾ + 14" wheel / + ruota 14" / + roue 14" / + rueda 14"

²⁾ without sensor ring / senza sensori / sans secours ABS / sin anillo sensor ABS

³⁾ + 14" wheel/ + 2WD / + ruota 14"/ + 2WD / + roue 14"/ + 2WD / + rueda 14"/ + 2WD



MITSUBISHI GALANT (96-03)

	2.0 i 16V (EA2)	100		10.96	11.97	13.0460-5952.2	605952			21647 16,0 +/WK	SUM
	2.0 i 16V (EA2W)	100		10.96	11.97						
	2.0 TDI (EA6)	66		10.96	07.01						
	2.5 i V6 (EA5)	120		10.96	11.97						
	2.0 i 16V (EA2)	100		12.97	03.00	13.0460-5958.2	605958			21363 15,8 +/WK	AKE
	2.0 i 16V (EA2W)	100		12.97	03.00						
	2.4 GDi (EA3)	110		03.99	03.00						
	2.5 i V6 (EA5)	120		12.97	03.00						
	2.0 i 16V (EA2)	98		04.00	10.03	13.0460-5760.2	605760			23584 16,4 /WK	AKE
	2.0 i 16V (EA2)	100		04.00	10.03						
	2.0 i 16V (EA2W)	98		04.00	10.03						
	2.0 i 16V (EA2W)	100		04.00	10.03						
	2.4 GDi (EA3)	106		04.00	10.03						
	2.4 GDi (EA3)	110		04.00	10.03						
	2.5 i V6 (EA5)	118		04.00	10.03						
	2.5 i V6 (EA5)	120		04.00	10.03						
	2.0 i 16V (EA2)	100		10.96	11.97	24.0124-0136.1	424136			256 24,0 21,5 V +B	
	2.0 i 16V (EA2W)	100		10.96	11.97						
	2.0 TDI (EA6)	66		10.96	07.01						
	2.5 i V6 (EA5)	120		10.96	11.97						
	2.0 i 16V (EA2)	100		12.97	03.00	24.0124-0170.1	424170			276 24,0 22,4 V +B	
	2.0 i 16V (EA2W)	100		12.97	03.00						
	2.4 GDi (EA3)	110		03.99	03.00						
	2.5 i V6 (EA5)	120		12.97	03.00						
	2.0 i 16V (EA2)	98		04.00	10.03	24.0126-0131.1	426131			276 26,0 24,4 V +B	
	2.0 i 16V (EA2)	100		04.00	10.03						
	2.0 i 16V (EA2W)	98		04.00	10.03						
	2.0 i 16V (EA2W)	100		04.00	10.03						
	2.4 GDi (EA3)	106		04.00	10.03						
	2.4 GDi (EA3)	110		04.00	10.03						
	2.5 i V6 (EA5)	118		04.00	10.03						
	2.5 i V6 (EA5)	120		04.00	10.03						
	2.0 i 16V (EA2)	98		04.00	10.03	13.0460-5980.2	605980			21706 15,5 +/WK	AKE
	2.0 i 16V (EA2)	100		10.96	10.03						
	2.0 i 16V (EA2W)	98		04.00	10.03						
	2.0 i 16V (EA2W)	100		10.96	10.03						
	2.4 GDi (EA3)	106		04.00	10.03						
	2.4 GDi (EA3)	110		03.99	10.03						
	2.5 i V6 (EA5)	118		04.00	10.03						
	2.5 i V6 (EA5)	120		10.96	10.03						
	2.0 i 16V (EA2)	98		04.00	10.03	24.0110-0240.1	410240			262 10,0 8,4	
	2.0 i 16V (EA2)	100		10.96	10.03						
	2.0 i 16V (EA2W)	98		04.00	10.03						
	2.0 i 16V (EA2W)	100		10.96	10.03						
	2.4 GDi (EA3)	106		04.00	10.03						
	2.4 GDi (EA3)	110		03.99	10.03						
	2.5 i V6 (EA5)	118		04.00	10.03						
	2.5 i V6 (EA5)	120		10.96	10.03						
	2.0 TDI (EA6)	66		10.96	07.01	03.0137-0289.2	650289			203 x 37	
						03.0137-9192.2	669192			Einbausatz	
	2.0 i 16V (EA2)	98		04.00	10.03	03.0137-0452.2	650452			167 x 32	
	2.0 i 16V (EA2)	100		10.96	10.03						
	2.0 i 16V (EA2W)	98		04.00	10.03						
	2.0 i 16V (EA2W)	100		10.96	10.03						
	2.4 GDi (EA3)	106		04.00	10.03						
	2.4 GDi (EA3)	110		03.99	10.03						
	2.5 i V6 (EA5)	118		04.00	10.03						
	2.5 i V6 (EA5)	120		10.96	10.03						

MITSUBISHI GALANT Stufenheck (03-)






















	2.4 GDi	116		10.03		13.0460-5760.2	605760			23584 16,4 /WK	AKE
--	---------	-----	--	-------	--	----------------	--------	--	--	----------------	-----

MITSUBISHI GALLOPER (99-02)

	2.5 TD	65		02.99	08.02	13.0460-5885.2	605885			23518 17,0 +/WK/Zub	SUM
	2.5 TD Intercooler	73		02.99	08.02						
	3.0 V6	104		02.99	08.02						
	2.5 TD	65		02.99	08.02	24.0122-0175.1	422175			277 22,0 20,4 V	
	2.5 TD Intercooler	73		02.99	08.02						
	3.0 V6	104		02.99	08.02						
	2.5 TD	65		02.99	08.02	24.0122-0237.1	422237			277 22,0 20,4 V +B	
	2.5 TD Intercooler	73		02.99	08.02						
	3.0 V6	104		02.99	08.02						



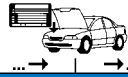




















MITSUBISHI GRANDIS (04-10)
































	2.0 DI-D (NA8W)	100		09.05	08.10	13.0460-5853.2	605853			23488 15,4 /WK	SUM
	2.0 DI-D (NA8W)	103		02.07	08.10						
	2.4 16V (NA4W)	121		04.04	08.10						
	2.4 16V (NA4W)	130		04.04	08.10						
	2.0 DI-D (NA8W)	100		09.05	08.10	24.0126-0162.1	426162			290 26,0 24,4 V +B	
	2.0 DI-D (NA8W)	103		02.07	08.10						
	2.4 16V (NA4W)	121		04.04	08.10						
	2.4 16V (NA4W)	130		04.04	08.10						

										
MITSUBISHI GRANDIS (04-10)										
	2.0 DI-D (NA8W)	100		09.05	08.10		13.0460-5855.2	605855	23582 16,0 + Einbausatz	
	2.0 DI-D (NA8W)	103		02.07	08.10		13.0460-0137.2	610137		
	2.4 16V (NA4W)	121		04.04	08.10					
	2.4 16V (NA4W)	130		04.04	08.10					
	2.0 DI-D (NA8W)	100		09.05	08.10		03.0137-3015.2	653015	199 x 30 Einbausatz	
	2.0 DI-D (NA8W)	103		02.07	08.10		03.0137-9307.2	669307		
	2.4 16V (NA4W)	121		04.04	08.10					
	2.4 16V (NA4W)	130		04.04	08.10					
MITSUBISHI i (10-)										
	0.7 Turbo	38		01.10			13.0460-5621.2	605621	24423 14,6 /Zub	
	0.7 Turbo 4x4	47		08.10						
MITSUBISHI i-MiEV (11-)										
	i-MiEV	49		02.11			13.0460-5621.2	605621	24423 14,6 /Zub	
MITSUBISHI L 200 (86-96)										
	1.6 (K11T)	60		04.87	05.92		13.0460-5940.2	605940	21373 16,0 +/WK Einbausatz	SUM SUM
	2.0 (K12T)	75		11.86	08.96		13.0460-0335.2	610335		
	2.0 4WD (K32T)	75		11.86	05.92					
	2.5 D (K14T)	51		11.86	08.96					
	2.5 D 4WD (K24T)	51		12.87	05.93					
	2.5 TD 4WD (K34T)	64		11.92	04.93					
	2.5 TD 4WD (K34T)	64		05.93	08.96	- Servolenkung ¹⁾				
	2.5 TD 4WD (K34T)	64		05.93	08.96	+ Servolenkung ²⁾	13.0460-5958.2	605958		
	2.5 TD 4WD (K34T)	64		11.86	05.92		24.0122-0175.1	422175		
	2.5 TD 4WD (K34T)	64		12.87	05.93					
	2.5 TD 4WD (K34T)	64		11.92	04.93				277 22,0 20,4 V	
	2.5 TD 4WD (K34T)	64		05.93	08.96	- Servolenkung ¹⁾				
	2.6 4WD (K33T)	76		11.89	05.95					
	2.5 TD 4WD (K34T)	64		05.93	08.96	+ Servolenkung ²⁾	24.0124-0140.1	424140	276 24,0 22,4 V +B	
	1.6 (K11T)	60		04.87	05.92		03.0137-0188.2	650188	254 x 50 Einbausatz	
	2.0 (K12T)	75		11.86	08.96		03.0137-9105.2	669105		
	2.0 4WD (K32T)	75		11.86	05.92					
	2.5 D (K14T)	51		11.86	08.96					
	2.5 D 4WD (K24T)	51		12.87	05.93					
	2.5 TD 4WD (K34T)	64		11.92	08.96					
	2.5 TD 4WD (K34T)	64		11.89	05.95					
	2.6 4WD (K33T)	76		11.89	05.95					
MITSUBISHI L 200 (96-06)										
	2.0 i (K62T)	90		06.96	05.00		13.0460-5890.2	605890	23290 15,5 /WK	AKE
	2.4 i 4WD (K75T)	97		06.96	05.00	- ABS				
	2.5 D (K64T)	55		06.96	05.00	- ABS				
	2.5 TD 4WD (K64T)	66		06.96	07.01	- ABS				
	2.5 TD 4WD (K74T)	73		06.96	05.00	- ABS				
	2.4 i 4WD (K75T)	97		01.99	07.01	+ ABS	13.0460-5958.2	605958	21363 15,8 +/WK	AKE
	2.5 D (K64T)	55		06.00	07.01	+ ABS				
	2.5 TD 4WD (K74T)	73		06.96	07.01	+ ABS				
	2.0 i (K62T)	90		06.96	07.01		24.0124-0207.1	424207	254 24,0 22,4 V	
	2.5 D (K64T)	55		06.96	07.01					
	2.5 TD 4WD (K64T)	66		06.96	07.01					
	2.4 i 4WD (K75T)	97		06.96	07.01		24.0124-0140.1	424140	276 24,0 22,4 V +B	
	2.5 TD 4WD (K74T)	73		06.96	07.01					
	2.5 TD 4WD (K74T)	85		08.01	04.06	+ 15" Rad ³⁾				
	2.5 TDi 4WD (K74T)	98		08.01	04.06	+ 15" Rad ³⁾				
	2.5 TD 4WD (K74T)	85		08.01	04.06	+ 16" Rad ⁴⁾	24.0124-0724.1	424724	314 24,0 22,4 V	
	2.5 TDi 4WD (K74T)	98		08.01	04.06	+ 16" Rad ⁴⁾				
	2.0 i (K62T)	90		06.96	07.01		03.0137-0482.2	650482	254 x 52	
	2.5 D (K64T)	55		06.96	07.01					
	2.5 TD 4WD (K64T)	66		06.96	07.01					
	2.4 i 4WD (K75T)	97		06.96	07.01		03.0137-0474.2	650474	270 x 52 Einbausatz	
	2.5 TD 4WD (K74T)	73		06.96	07.01		03.0137-9291.2	669291		
	2.5 TD 4WD (K74T)	85		08.01	04.06					
	2.5 TDi 4WD (K74T)	98		08.01	04.06					
MITSUBISHI L 200 (06-)										
	2.5 DI-D	103		04.10			13.0460-5631.2	605631	24529 16,0 +/WK	
	2.5 DI-D	123		10.07						
	2.5 DI-D 4x4	100		01.06						
	2.5 DI-D 4x4	103		04.10						
	2.5 DI-D 4x4	131		04.10						
	2.5 DI-D RWD	94		04.10						
	2.5 DI-D RWD	100		01.06						
	2.5 DI-D RWD	123		08.07						
MITSUBISHI L 300 (86-94)										
	1.6 (L032P)			11.88	05.94		13.0460-5940.2	605940		21373 16,0 +/WK Einbausatz
	1.6 (P02V)			11.88	05.94		13.0460-0335.2	610335		
	1.6 (P12V)			11.88	05.94					
	2.0 (P03V)			11.86	05.94					
	2.0 (P03W)			11.86	05.94					
	2.0 (P13V)			11.86	05.94					

1) - power steering / - servosterzo / - direction assistée / - dirección asistida
2) + power steering / + servosterzo / + direction assistée / + dirección asistida
3) + 15" wheel / + ruota 15" / + roue 15" / + rueda 15"
4) + 16" wheel / + ruota 16" / + roue 16" / + rueda 16"



									
MITSUBISHI L 300 (86-94)									
	2.0 4WD (P23V)		07.88	10.92	13.0460-5940.2	605940		21373 16,0 +/WK	SUM
	2.0 4WD (P23W)		11.86	10.92	13.0460-0335.2	610335		Einbausatz	SUM
	2.4 (P04V/W/P14V)		11.90	05.94					
	2.4 4WD (P24V)		07.88	05.94					
	2.4 4WD (P24W)		11.86	05.94					
	2.5 D (L039P)		11.88	05.94					
	2.5 D (P05V/W)		11.86	05.94					
	2.5 D (P15V)		11.86	05.94					
	2.5 D 4WD(P25W/P25V)		12.87	05.94					
	1.6 (L032P)		11.86	05.94	24.0120-0139.1	420139		256 20,0 18,4 V	
	2.5 D (L039P)		11.86	05.94					
	1.6 (P02V)		11.88	05.94	24.0122-0155.1	422155		258 22,0 20,4 V	
	1.6 (P12V)		11.88	05.94					
	2.0 (P03V)		11.86	05.94					
	2.0 (P03W)		11.86	05.94					
	2.0 (P13V)		11.86	05.94					
	2.4 (P04V/W/P14V)		11.90	05.94					
	2.5 D (P05V/W)		11.86	05.94					
	2.5 D (P15V)		11.86	05.94					
	2.0 4WD (P23V)		11.86	10.92	24.0122-0175.1	422175		277 22,0 20,4 V	
	2.0 4WD (P23W)		11.86	10.92					
	2.4 4WD (P24V)		11.86	05.94					
	2.4 4WD (P24W)		11.86	05.94					
	2.5 D 4WD(P25W/P25V)		12.87	05.94					
	1.6 (L032P)		11.86	05.94	03.0137-0188.2	650188		254 x 50	
	1.6 (P02V)		11.88	05.94	03.0137-9105.2	669105		Einbausatz	
	1.6 (P12V)		11.88	05.94					
	2.0 (P03V)		11.86	05.94					
	2.0 (P03W)		11.86	05.94					
	2.0 (P13V)		11.86	05.94					
	2.4 (P04V/W/P14V)		11.90	05.94					
	2.5 D (L039P)		11.86	05.94					
	2.5 D (P05V/W)		11.86	05.94					
	2.5 D (P15V)		11.86	05.94					
	1.6 (L032P)		11.86	05.94	24.0225-4006.1	480096		254/255,6 x 61	
	1.6 (P02V)		11.88	05.94					
	1.6 (P12V)		11.88	05.94					
	2.0 (P03V)		11.86	05.94					
	2.0 (P03W)		11.86	05.94					
	2.0 (P13V)		11.86	05.94					
	2.4 (P04V/W/P14V)		11.90	05.94					
	2.5 D (L039P)		11.86	05.94					
	2.5 D (P05V/W)		11.86	05.94					
	2.5 D (P15V)		11.86	05.94					
MITSUBISHI L 400 (96-02)									
	2.0	83	06.96	10.02	13.0460-5890.2	605890		23290 15,5 /WK	AKE
	2.0	85	06.96	10.02					
	2.5 TD	64	06.96	10.02					
	2.5 TD 4x4	64	09.96	10.02					
	2.4	97	06.96	10.02	13.0460-5958.2	605958		21363 15,8 +/WK	AKE
	2.5 TD	64	06.96	10.02					
	2.5 TD 4x4	64	09.96	10.02					
	2.4	97	06.96	10.02	24.0124-0202.1	424202		276 24,0 22,4 V	
	2.0	83	06.96	10.02	03.0137-0482.2	650482		254 x 52	
	2.0	85	06.96	10.02					
	2.5 TD	64	06.96	10.02					
	2.5 TD 4x4	64	09.96	10.02					
	2.0	83	06.96	10.02	24.0225-4006.1	480096		254/255,6 x 61	
	2.0	85	06.96	10.02					
MITSUBISHI LANCER Evolution (99-03)									
	2.0 16V (CP9A)	206	01.99	08.03	13.0460-4973.2	604973		23325 16,0 +/WK	BRE
	2.0 16V (CP9A)	206	01.99	08.03	13.0460-4974.2	604974		21580 14,6 +/WK	BRE
MITSUBISHI LANCER Evolution (04-07)									
	2.0 i 16V 4WD (CT9A)	195	03.04	12.05	13.0460-5958.2	605958		21363 15,8 +/WK	AKE
	2.0 i 16V (CT9A)	206	01.06	08.07	13.0460-5760.2	605760		23584 16,4 /WK	AKE
	2.0 i 16V (CT9A)	206	01.06	08.07	13.0460-5735.2	605735		24014 16,0 +/WK	AKE
	2.0 i 16V (CT9A)	206	01.06	08.07	24.0110-0704.1	410704		262 10,0 8,4 +B	
	2.0 i 16V (CT9A)	206	01.06	08.07	03.0137-0453.2	650453		167 x 32	
	2.0 i 16V 4WD (CT9A)	195	03.04	12.05					

									
MITSUBISHI LANCER Evolution (CZ_A) (07-)									
	2.0 i 16V (CZ4A)	294		06.09		13.0460-5855.2 13.0460-0137.2	605855 610137	23582 16,0 + Einbausatz	
	2.0 i 16V (CZ4A)	217		10.07		03.0137-3015.2	653015	199 x 30 Einbausatz	
	2.0 i 16V (CZ4A)	242		08.07		03.0137-9307.2	669307		
	2.0 i 16V (CZ4A)	264		08.07					
	2.0 i 16V (CZ4A)	294		06.09					
MITSUBISHI LANCER Limousine (03-07)									
	1.3 i 16V (CS1A)	60		09.03	03.07	13.0460-5760.2	605760	23584 16,4 /WK AKE	
	1.6 i 16V (CS3A)	72		09.03	03.07				
	2.0 i 16V (CS9A)	99		12.03	03.07				
	1.3 i 16V (CS1A)	60		09.03	03.07	24.0126-0131.1	426131	+ 4-Loch-Felge ¹⁾	
	1.6 i 16V (CS3A)	72		09.03	03.07	24.0126-0134.1	426134	+ 5-Loch-Felge ²⁾	
	2.0 i 16V (CS9A)	99		12.03	03.07			276 26,0 24,4 V +B 276 26,0 24,4 V +B	
	1.3 i 16V (CS1A)	60		09.03	03.07	13.0460-5735.2	605735	24014 16,0 +/-WK AKE	
	1.6 i 16V (CS3A)	72		09.03	03.07				
	2.0 i 16V (CS9A)	99		12.03	03.07				
	1.3 i 16V (CS1A)	60		09.03	03.07	24.0110-0240.1	410240	+ 4-Loch-Felge ¹⁾	
	1.6 i 16V (CS3A)	72		09.03	03.07	24.0110-0704.1	410704	+ 5-Loch-Felge ²⁾	
	2.0 i 16V (CS9A)	99		12.03	03.07			262 10,0 8,4 262 10,0 8,4 +B	
	1.3 i 16V (CS1A)	60		09.03	03.07	03.0137-0453.2	650453	167 x 32	
	1.6 i 16V (CS3A)	72		09.03	03.07				
	2.0 i 16V (CS9A)	99		12.03	03.07				
MITSUBISHI LANCER Kombi (85-92)									
	1.5 (C12V)			07.85	05.90	- Option Mod. LKJL6/ LNDL6 ³⁾	13.0460-5948.2	605948	21126 15,0 SUM
	1.5 (C12V)			03.88	05.90	+ Option Mod. LKJL6/ LNDL6 ⁴⁾	13.0460-5947.2	605947	20955 15,5 SUM
	1.8 4x4 (C37V)			11.86	05.90		13.0460-0315.2	610315	Einbausatz SUM
	1.8 D (C14V)			07.85	05.90				
	1.5 (C12V)			06.90	05.92	- Option Mod. LKJL6/ LNDL6 ³⁾	13.0460-5953.2	605953	21650 15,0 SUM
	1.8 4x4 (C37V)			06.90	05.92				
	1.8 D (C14V)			06.90	05.92				
	1.5 (C12V)			07.85	05.90	- Option Mod. LKJL6/ LNDL6 ³⁾	24.0113-0159.1	413159	243 12,7 11,4
	1.5 (C12V)			03.88	05.90	+ Option Mod. LKJL6/ LNDL6 ⁴⁾	24.0118-0109.1	418109	242 18,0 16,4 V
	1.8 4x4 (C37V)			11.86	05.90				
	1.8 D (C14V)			07.85	05.90				
	1.5 (C12V)			06.90	05.92	- Option Mod. LKJL6/ LNDL6 ³⁾	24.0113-0183.1	413183	234 13,0 11,4
	1.5 (C12V)			06.90	05.92	+ Option Mod. LKJL6/ LNDL6 ⁴⁾	24.0118-0112.1	418112	236 18,0 16,4 V
	1.8 4x4 (C37V)			06.90	05.92				
	1.8 D (C14V)			06.90	05.92				
	1.5 (C12V)			06.90	05.92		03.0137-0289.2	650289	203 x 37
	1.8 4x4 (C37V)			06.90	05.92		03.0137-9192.2	669192	Einbausatz
	1.8 D (C14V)			06.90	05.92				
	1.5 (C12V)			07.85	05.92		24.0220-3018.2	480121	ohne Sensorring ⁵⁾
	1.8 D (C14V)			07.85	05.92				203/205 x 42,5
MITSUBISHI LANCER Kombi (92-96)									
	1.6 16V (CB4W)	83		06.92	09.96		13.0460-5953.2	605953	21650 15,0 SUM
	2.0 D (CB8W)	50		06.92	09.96				
	1.6 16V 4WD (CD4W)	83		06.92	02.95		13.0460-5952.2	605952	21647 16,0 +/-WK SUM
							13.0460-0442.2	610442	Einbausatz SUM
	1.6 16V (CB4W)	83		06.92	09.96		24.0118-0120.1	418120	236 18,0 16,4 V +B
	2.0 D (CB8W)	50		06.92	09.96				
	1.6 16V 4WD (CD4W)	83		06.92	02.95		24.0124-0136.1	424136	256 24,0 21,5 V +B
	1.6 16V (CB4W)	83		06.92	09.96	+ ABS	13.0460-5826.2	605826	21872 14,5 +/-WK AKE
	2.0 D (CB8W)	50		06.92	09.96	+ ABS			
	1.6 16V (CB4W)	83		06.92	09.96	+ ABS	24.0110-0266.1	410266	236 10,0 8,4
	2.0 D (CB8W)	50		06.92	09.96	+ ABS			
	1.6 16V (CB4W)	83		06.92	09.96	- ABS	03.0137-0289.2	650289	203 x 37
	2.0 D (CB8W)	50		06.92	09.96	- ABS	03.0137-9192.2	669192	Einbausatz
	1.6 16V 4WD (CD4W)	83		06.92	11.92		03.0137-0288.2	650288	229 x 42
							03.0137-9254.2	669254	Einbausatz
	1.6 16V (CB4W)	83		06.92	09.96	- ABS	24.0220-3017.1	480108	203/205 x 42,5
	2.0 D (CB8W)	50		06.92	09.96	- ABS			
	1.6 16V 4WD (CD4W)	83		06.92	02.95		24.0222-8026.1	480110	229/230,6 x 47
MITSUBISHI LANCER Kombi (03-07)									
	1.6 i 16V (CS3W)	72		09.03	03.07	13.0460-5760.2	605760	23584 16,4 /WK AKE	
	2.0 i 16V (CS9W)	99		09.03	03.07				
	2.4 i 16V (CS9W)	98		09.03	03.07				
	1.6 i 16V (CS3W)	72		09.03	03.07	24.0126-0131.1	426131	+ 4-Loch-Felge ¹⁾	
	2.0 i 16V (CS9W)	99		09.03	03.07	24.0126-0134.1	426134	+ 5-Loch-Felge ²⁾	
	2.4 i 16V (CS9W)	98		09.03	03.07			276 26,0 24,4 V +B 276 26,0 24,4 V +B	
	1.6 i 16V (CS3W)	72		09.03	03.07	13.0460-5735.2	605735	24014 16,0 +/-WK AKE	
	2.0 i 16V (CS9W)	99		09.03	03.07				
	2.4 i 16V (CS9W)	98		09.03	03.07				






















¹⁾ + 4 bore wheel rim / + cerchione a 4 fori / + jante à 4 trous / + Llantas de 4 taladros

²⁾ + 5 bore wheel rim / + cerchione a 5 fori / + jante à 5 trous / + Llantas de 5 taladros

³⁾ - option mod. LKJL6/ LNDL6 / - opzione mod. LKJL6/ LNDL6 / - opción mod. LKJL6/ LNDL6 / - option mod. LKJL6/ LNDL6 / - opción mod. LKJL6/ LNDL6
























⁴⁾ + option mod. LKJL6/ LNDL6 / + opzione mod. LKJL6/ LNDL6 / + opción mod. LKJL6/ LNDL6 / + option mod. LKJL6/ LNDL6 / + opción mod. LKJL6/ LNDL6

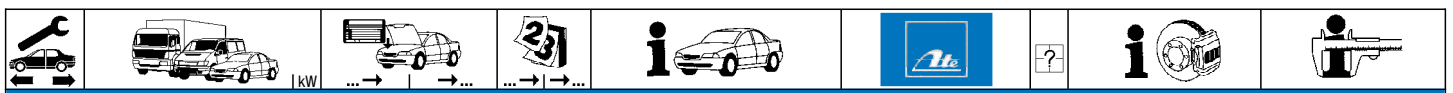
⁵⁾ without sensor ring / senza sensori / sans secours ABS / sin anillo sensor ABS

									
MITSUBISHI LANCER Kombi (03-07)									
	1.6 i 16V (CS3W) 2.0 i 16V (CS9W) 2.4 i 16V (CS9W)	72 99 98		09.03 09.03 09.03	03.07 03.07 03.07	24.0110-0240.1 24.0110-0704.1	410240 410704	+ 4-Loch-Felge ¹⁾ + 5-Loch-Felge ²⁾	262 10,0 8,4 262 10,0 8,4 +B
	1.6 i 16V (CS3W) 2.0 i 16V (CS9W) 2.4 i 16V (CS9W)	72 99 98		09.03 09.03 09.03	03.07 03.07 03.07	03.0137-0453.2	650453		167 x 32
MITSUBISHI LANCER Stufenheck/Sportlimousine (CY_A) (07-)									
	1.5 16V (CY2A) 1.6 16V ((CY1A) 1.8 16V (CY3A) 1.8 16V (CY3A) 1.8 16V Flex (CY3A) 1.8 DI-D (CY9A) 1.8 DI-D (CY9A) 2.0 16V (CY4A) 2.0 16V (CY4A) 2.0 16V Turbo (CY4A) 2.0 DI-D (CY8A)	80 86 103 105 103 85 110 108 113 177 103		06.08 05.10 05.10 02.08 03.09 05.10 06.10 01.09 10.07 10.08 01.08		13.0460-5760.2	605760		23584 16,4 /WK AKE
	1.5 16V (CY2A) 1.6 16V ((CY1A) 1.8 16V (CY3A) 1.8 16V (CY3A) 1.8 16V Flex (CY3A) 1.8 DI-D (CY9A) 1.8 DI-D (CY9A) 2.0 16V (CY4A) 2.0 16V (CY4A) 2.0 16V Turbo (CY4A) 2.0 DI-D (CY8A)	80 86 103 105 103 85 110 108 113 177 103		06.08 05.10 05.10 02.08 03.09 05.10 06.10 01.09 10.07 10.08 01.08		24.0126-0164.1	426164		276 26,0 24,4 V +B
	1.5 16V (CY2A) 1.6 16V ((CY1A) 1.8 16V (CY3A) 1.8 16V (CY3A) 1.8 16V Flex (CY3A) 1.8 DI-D (CY9A) 1.8 DI-D (CY9A) 2.0 16V (CY4A) 2.0 16V (CY4A) 2.0 16V Turbo (CY4A) 2.0 DI-D (CY8A)	80 86 103 105 103 85 110 108 113 177 103		06.08 05.10 05.10 02.08 03.09 05.10 06.10 01.09 10.07 10.08 01.08		13.0460-5735.2	605735		24014 16,0 +/WK AKE
MITSUBISHI LANCER Sportback (CX_A) (08-)									
	1.5 16V (CX2A) 1.6 16V (CX1A) 1.8 16V (CX3A) 1.8 16V (CX3A) 1.8 16V Flex (CX3A) 1.8 DI-D (CX9A) 1.8 DI-D (CX9A) 2.0 DI-D (CX8A)	80 86 103 105 103 85 110 103		06.08 05.10 03.09 06.08 03.09 05.10 06.10 06.08		13.0460-5760.2	605760		23584 16,4 /WK AKE
	1.5 16V (CX2A) 1.6 16V (CX1A) 1.8 16V (CX3A) 1.8 16V (CX3A) 1.8 16V Flex (CX3A) 1.8 DI-D (CX9A) 1.8 DI-D (CX9A) 2.0 DI-D (CX8A) 2.0 16V Turbo (CX4A)	80 86 103 105 103 85 110 103 177		06.08 05.10 03.09 06.08 03.09 05.10 06.10 06.08 10.08		24.0126-0164.1	426164		276 26,0 24,4 V +B
	1.5 16V (CX2A) 1.6 16V (CX1A) 1.8 16V (CX3A) 1.8 16V (CX3A) 1.8 16V Flex (CX3A) 1.8 DI-D (CX9A) 1.8 DI-D (CX9A) 2.0 DI-D (CX8A) 2.0 16V Turbo (CX4A)	80 86 103 105 103 85 110 103 177		06.08 05.10 03.09 06.08 03.09 05.10 06.10 06.08 10.08		13.0460-5735.2	605735		24014 16,0 +/WK AKE
	2.0 16V Turbo (CX4A)	177		10.08		13.0460-5855.2 13.0460-0137.2	605855 610137		23582 16,0 + Einbausatz
	2.0 16V Turbo (CX4A)	177		10.08		24.0110-0330.1	410330		302 10,0 8,4 +B
	2.0 16V Turbo (CX4A)	177		10.08		03.0137-3015.2	653015		199 x 30
MITSUBISHI OUTLANDER I (03-06)									
	2.0 i 16V 2.0 i 16V 4WD 2.0 i 16V Turbo 4WD 2.4 i 16V 4WD 2.4 i 16V 4WD 2.4 Mivec	100 100 148 102 118 118		05.03 05.03 04.04 05.03 11.03 11.03	10.06 10.06 10.06 10.06 10.06 10.06	13.0460-5958.2	605958		21363 15,8 +/WK AKE

¹⁾ + 4 bore wheel rim / + cerchione a 4 fori / + jante à 4 trous / + Llantas de 4 taladros

²⁾ + 5 bore wheel rim / + cerchione a 5 fori / + jante à 5 trous / + Llantas de 5 taladros

								
MITSUBISHI OUTLANDER I (03-06)								
	2.0 i 16V 2.0 i 16V 4WD 2.0 i 16V Turbo 4WD 2.4 i 16V 4WD 2.4 i 16V 4WD 2.4 Mivec	100 100 148 102 118 118		05.03 05.03 04.04 05.03 11.03 11.03	10.06 10.06 10.06 10.06 10.06 10.06	24.0124-0215.1	424215	294 24,0 22,4 V +B
	2.0 i 16V 2.0 i 16V 4WD 2.0 i 16V Turbo 4WD 2.4 i 16V 4WD 2.4 i 16V 4WD 2.4 Mivec	100 100 148 102 118 118		05.03 05.03 04.04 05.03 11.03 11.03	10.06 10.06 10.06 10.06 10.06 10.06	13.0460-5735.2	605735	24014 16,0 +/WK AKE
	2.0 i 16V 2.0 i 16V 4WD 2.0 i 16V Turbo 4WD 2.4 i 16V 4WD 2.4 i 16V 4WD 2.4 Mivec	100 100 148 102 118 118		05.03 05.03 04.04 05.03 11.03 11.03	10.06 10.06 10.06 10.06 10.06 10.06	24.0110-0704.1	410704	262 10,0 8,4 +B
	2.0 i 16V 2.0 i 16V 4WD 2.0 i 16V Turbo 4WD 2.4 i 16V 4WD 2.4 i 16V 4WD 2.4 Mivec	100 100 148 102 118 118		05.03 05.03 04.04 05.03 11.03 11.03	10.06 10.06 10.06 10.06 10.06 10.06	03.0137-0453.2	650453	167 x 32
MITSUBISHI OUTLANDER II (06-)								
	2.0 DI-D 2.0 i 16V 2.2 DI-D 2.2 DI-D 4x4 2.4 i 16V 2.4 i 16V 4x4 2.4 Mivec 4x4	103 100 115 115 125 118 125		01.07 01.07 08.07 08.07 11.06 01.07 09.07	05.08 05.08	13.0460-5958.2	605958	21363 15,8 +/WK AKE
	2.0 DI-D 2.0 i 16V 2.0 i 16V 2.2 DI-D 2.2 DI-D 4x4 2.4 i 16V 2.4 i 16V 4x4 2.4 Mivec 4x4 3.0 V6 4x4	103 100 108 115 115 125 118 125 162		01.07 01.07 11.06 08.07 08.07 11.06 01.07 09.07 11.06		24.0124-0215.1	424215	294 24,0 22,4 V +B
	2.0 i 16V 2.0 i 16V 2.4 i 16V 2.4 i 16V 4x4 2.4 Mivec 4x4	100 108 125 118 125		01.07 11.06 11.06 01.07 09.07		13.0460-5735.2	605735	24014 16,0 +/WK AKE
	2.0 DI-D 2.2 DI-D 2.2 DI-D 4x4 3.0 V6 4x4	103 115 115 162		01.07 08.07 08.07 11.06		13.0460-5855.2 13.0460-0137.2	605855 610137	23582 16,0 + Einbausatz
	2.0 i 16V 2.0 i 16V 2.4 i 16V 2.4 i 16V 4x4 2.4 Mivec 4x4	100 108 125 118 125		01.07 11.06 11.06 01.07 09.07		24.0110-0704.1	410704	262 10,0 8,4 +B
	2.0 DI-D 2.2 DI-D 2.2 DI-D 4x4 3.0 V6 4x4	103 115 115 162		01.07 08.07 08.07 11.06		24.0110-0330.1	410330	302 10,0 8,4 +B
	2.0 DI-D 2.2 DI-D 2.2 DI-D 4x4 3.0 V6 4x4	103 115 115 162		01.07 08.07 08.07 11.06		03.0137-3015.2 03.0137-9307.2	653015 669307	199 x 30 Einbausatz
MITSUBISHI OUTLANDER III (12-)								
	2.0 16V 2.0 16V 2.0 16V 4WD 2.0 16V 4WD 2.0 16V Hybrid 4WD 2.2 DI-D 2.2 DI-D 4WD 2.4 16V 4WD	107 110 107 110 89 110 110 123		10.12 08.12 10.12 08.12 12.12 08.12 08.12 10.12		13.0460-5958.2	605958	21363 15,8 +/WK AKE
	2.0 16V 2.0 16V 2.0 16V 4WD 2.0 16V 4WD 2.2 DI-D 2.2 DI-D 4WD 2.4 16V 4WD	107 110 107 110 110 110 123		10.12 08.12 10.12 08.12 08.12 08.12 10.12		13.0460-5760.2 24.0124-0215.1	605760 424215	23584 16,4 /WK AKE 294 24,0 22,4 V +B
	2.0 16V 2.0 16V 2.0 16V 4WD 2.0 16V 4WD 2.2 DI-D 2.2 DI-D 4WD 2.4 16V 4WD	107 110 107 110 110 110 123		10.12 08.12 10.12 08.12 08.12 08.12 10.12		24.0126-0170.1	426170	294 26,0 24,4 V +B



MITSUBISHI PAJERO (90-00)






















	2.4 (V21C/V21W) 2.4 (V41W) 2.5 TD (V24C/V24W) 2.5 TD (V44W) 2.8 TD (V26W) 2.8 TD (V46W) 3.0 V6 (V23C/V23W) 3.0 V6 (V43W) 3.5 V6 (V25W) 3.5 V6 (V45W)		12.90 03.00 12.90 03.00 12.90 03.00 12.90 03.00 11.93 03.00 11.93 03.00 12.90 03.00 12.90 03.00 11.93 03.00 11.93 03.00		13.0460-5958.2 605958		21363 15,8 +WK AKE
	2.4 (V21C/V21W) 2.4 (V41W) 2.5 TD (V24C/V24W) 2.5 TD (V44W) 2.8 TD (V26W) 2.8 TD (V46W) 3.0 V6 (V23C/V23W) 3.0 V6 (V43W)		12.90 03.00 12.90 03.00 12.90 03.00 12.90 03.00 11.93 03.00 11.93 03.00 12.90 03.00 12.90 03.00		24.0124-0140.1 424140		276 24,0 22,4 V +B
	3.5 V6 (V25W) 3.5 V6 (V45W)		11.93 03.00 - ABS 11.93 03.00 - ABS		24.0127-0101.1 427101		276 27,0 25,4 V
	2.4 (V21C/V21W) 2.4 (V41W) 2.5 TD (V24C/V24W) 2.5 TD (V44W) 2.8 TD (V26W) 2.8 TD (V46W) 3.0 V6 (V23C/V23W) 3.0 V6 (V43W) 3.5 V6 (V25W) 3.5 V6 (V45W)		12.90 03.00 12.90 03.00 12.90 03.00 12.90 03.00 11.93 03.00 11.93 03.00 12.90 03.00 12.90 03.00 11.93 03.00 11.93 03.00		13.0460-5981.2 605981		21840 14,4 +WK
	2.4 (V21C/V21W) 2.4 (V41W) 2.5 TD (V24C/V24W) 2.5 TD (V44W) 2.8 TD (V26W) 2.8 TD (V46W) 3.0 V6 (V23C/V23W) 3.0 V6 (V43W) 3.5 V6 (V25W) 3.5 V6 (V45W)		12.90 03.00 12.90 03.00 12.90 03.00 12.90 03.00 11.93 03.00 11.93 03.00 12.90 03.00 12.90 03.00 11.93 03.00 11.93 03.00		24.0118-0140.1 418140		315 18,0 16,4 +B
	2.4 (V21C/V21W) 2.4 (V41W) 2.5 TD (V24C/V24W) 2.5 TD (V44W) 2.8 TD (V26W) 2.8 TD (V46W) 3.0 V6 (V23C/V23W) 3.0 V6 (V43W) 3.5 V6 (V25W) 3.5 V6 (V45W)		12.90 03.00 12.90 03.00 12.90 03.00 12.90 03.00 11.93 03.00 11.93 03.00 12.90 03.00 12.90 03.00 11.93 03.00 11.93 03.00		03.0137-0390.2 650390 03.0137-9275.2 669275		196 x 40 Einbausatz






























MITSUBISHI PAJERO (00-07)

	2.5 TDiC (V64W) 73 2.5 TDiC (V64W) 85 3.2 DiD (V68W) 118 3.2 DiD (V68W) 121 3.5 i V6 GDI (V65W) 149		04.00 01.07 04.00 01.07 10.01 08.06 04.00 09.01 04.00 08.06		13.0460-5958.2 605958		21363 15,8 +WK AKE
	2.5 TDiC (V64W) 73 2.5 TDiC (V64W) 85 3.2 DiD (V68W) 118 3.2 DiD (V68W) 121 3.5 i V6 GDI (V65W) 149		04.00 01.07 04.00 01.07 10.01 08.06 04.00 09.01 04.00 08.06		13.0460-5853.2 605853		23488 15,4 /WK SUM
	2.5 TDiC (V64W) 73 2.5 TDiC (V64W) 85 3.2 DiD (V68W) 118 3.2 DiD (V68W) 121 3.5 i V6 GDI (V65W) 149		04.00 01.07 + 15" Rad ¹⁾ 04.00 01.07 + 15" Rad ¹⁾ 10.01 08.06 + 15" Rad ¹⁾ 04.00 09.01 + 15" Rad ¹⁾ 04.00 08.06 + 15" Rad ¹⁾		24.0124-0140.1 424140		276 24,0 22,4 V +B
	2.5 TDiC (V64W) 73 2.5 TDiC (V64W) 85 3.2 DiD (V68W) 118 3.2 DiD (V68W) 121 3.5 i V6 GDI (V65W) 149		04.00 01.07 + 16" Rad ²⁾ 04.00 01.07 + 16" Rad ²⁾ 10.01 08.06 + 16" Rad ²⁾ 04.00 09.01 + 16" Rad ²⁾ 04.00 08.06 + 16" Rad ²⁾		24.0126-0145.1 426145		290 26,0 24,4 V +B
	2.5 TDiC (V64W) 73 2.5 TDiC (V64W) 85 3.2 DiD (V68W) 118 3.2 DiD (V68W) 121 3.5 i V6 GDI (V65W) 149		04.00 01.07 04.00 01.07 10.01 08.06 04.00 09.01 04.00 08.06		13.0460-5855.2 605855 13.0460-0137.2 610137		23582 16,0 + Einbausatz
	2.5 TDiC (V64W) 73 3.2 DiD (V68W) 118 3.2 DiD (V68W) 121 3.5 i V6 GDI (V65W) 149		04.00 01.07 10.01 08.06 04.00 09.01 04.00 08.06		24.0122-0724.1 422724		300 22,0 20,4 V +B
	2.5 TDiC (V64W) 85		04.00 01.07		24.0118-0140.1 418140		315 18,0 16,4 +B

¹⁾ + 15" wheel / + ruota 15" / + roue 15" / + rueda 15"

²⁾ + 16" wheel / + ruota 16" / + roue 16" / + rueda 16"

























									
MITSUBISHI PAJERO (00-07)									
	2.5 TDiC (V64W)	73		04.00	01.07		03.0137-3003.2	653003	198 x 34
	2.5 TDiC (V64W)	85		04.00	01.07				
	3.2 DiD (V68W)	118		10.01	08.06				
	3.2 DiD (V68W)	121		04.00	09.01				
	3.5 i V6 GDI (V65W)	149		04.00	08.06				
MITSUBISHI PAJERO (07-)									
	3.2 4x4 (V88W)	140		02.07			13.0460-5853.2	605853	23488 15,4 /WK SUM
	3.2 DI-D (V88W)	118		02.07					
	3.2 DI-D (V88W)	125		02.07					
	3.2 TD 4x4 (V88W)	147		01.09					
	3.8 i V6 (V87W)	182		02.10					
	3.8 i V6 (V87W)	184		02.07					
	3.0 i V6 (V93W)	131		02.07			13.0460-5747.2	605747	24024 17,0 +/WK
	3.2 DI-D (V98W)	118		02.07					
	3.2 DI-D (V98W)	125		02.07					
	3.2 TD 4x4 (V98W)	147		01.09					
	3.8 i V6 (V97W)	182		02.10					
	3.8 i V6 (V97W)	184		02.07					
	3.2 4x4 (V88W)	140		02.07			24.0126-0145.1	426145	290 26,0 24,4 V +B
	3.2 DI-D (V88W)	118		02.07					
	3.2 DI-D (V88W)	125		02.07					
	3.2 TD 4x4 (V88W)	147		01.09					
	3.8 i V6 (V87W)	182		02.10					
	3.8 i V6 (V87W)	184		02.07					
	3.0 i V6 (V93W)	131		02.07			24.0128-0215.1	428215	332 28,0 26,0 V +B
	3.2 DI-D (V98W)	118		02.07					
	3.2 DI-D (V98W)	125		02.07					
	3.2 TD 4x4 (V98W)	147		01.09					
	3.8 i V6 (V97W)	182		02.10					
	3.8 i V6 (V97W)	184		02.07					
	3.2 4x4 (V88W)	140		02.07			13.0460-5855.2	605855	23582 16,0 + Einbausatz
	3.2 DI-D (V88W)	118		02.07			13.0460-0137.2	610137	
	3.2 DI-D (V88W)	125		02.07					
	3.2 TD 4x4 (V88W)	147		01.09					
	3.8 i V6 (V87W)	182		02.10					
	3.8 i V6 (V87W)	184		02.07					
	3.0 i V6 (V93W)	131		02.07			13.0460-5744.2	605744	21947 15,4
	3.2 DI-D (V98W)	118		02.07					
	3.2 DI-D (V98W)	125		02.07					
	3.2 TD 4x4 (V98W)	147		01.09					
	3.8 i V6 (V97W)	182		02.10					
	3.8 i V6 (V97W)	184		02.07					
	3.2 4x4 (V88W)	140		02.07			24.0122-0724.1	422724	300 22,0 20,4 V +B
	3.2 DI-D (V88W)	118		02.07					
	3.2 DI-D (V88W)	125		02.07					
	3.2 TD 4x4 (V88W)	147		01.09					
	3.8 i V6 (V87W)	182		02.10					
	3.8 i V6 (V87W)	184		02.07					
	3.0 i V6 (V93W)	131		02.07			24.0118-0146.1	418146	332 18,0 16,0 V +B
	3.2 DI-D (V98W)	118		02.07					
	3.2 DI-D (V98W)	125		02.07					
	3.2 TD 4x4 (V98W)	147		01.09					
	3.8 i V6 (V97W)	182		02.10					
	3.8 i V6 (V97W)	184		02.07					
MITSUBISHI PAJERO PININ / SHOGUN PININ (GB) (99-05)									
	1.8 i 16V (H67W)	84		11.01	02.05		13.0460-5854.2	605854	23487 15,5 SUM
	1.8 i 16V GDi (H66W)	88		10.99	10.01				
	2.0 16V GDi (H77W)	95		09.00	02.05				
	1.8 i 16V (H67W)	84		11.01	02.05		24.0122-0230.1	422230	285 22,0 20,4 V
	1.8 i 16V GDi (H66W)	88		10.99	10.01				
	2.0 16V GDi (H77W)	95		09.00	02.05				
	1.8 i 16V (H67W)	84		11.01	02.05		13.0460-5980.2	605980	21706 15,5 +/WK AKE
	1.8 i 16V GDi (H66W)	88		10.99	10.01		13.0460-0150.2	610150	Einbausatz AKE
	2.0 16V GDi (H77W)	95		09.00	02.05				
	1.8 i 16V (H67W)	84		11.01	02.05		24.0110-0281.1	410281	262 9,5 8,4
	1.8 i 16V GDi (H66W)	88		10.99	10.01				
	2.0 16V GDi (H77W)	95		09.00	02.05				
	1.8 i 16V GDi (H66W)	88		10.99	10.01		03.0137-0389.2	650389	167 x 32
MITSUBISHI PAJERO SPORT / MONTERO (USA) (98-09)									
	2.5 TDCi (K94W)	73		11.98	02.09		13.0460-5958.2	605958	21363 15,8 +/WK AKE
	2.5 TDCi (K94W)	85		07.02	02.09				
	2.5 TDCi (K94W)	98		08.03	02.09				
	3.0 i V6 (K96W)	125		06.00	02.09				
	3.0 i V6 (K96W)	130		11.98	09.01				
	2.5 TDCi (K94W)	73		11.98	02.09		24.0124-0140.1	424140	276 24,0 22,4 V +B
	2.5 TDCi (K94W)	85		07.02	02.09				
	2.5 TDCi (K94W)	98		08.03	02.09				
	3.0 i V6 (K96W)	125		06.00	02.09		24.0124-0724.1	424724	314 24,0 22,4 V
	3.0 i V6 (K96W)	130		11.98	09.01				

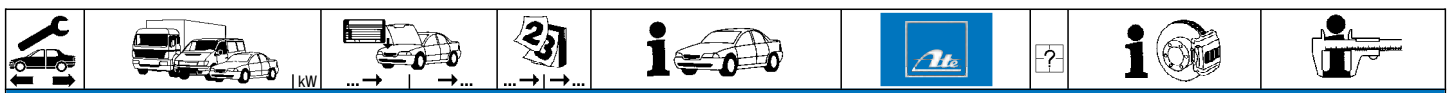
								
MITSUBISHI PAJERO SPORT / MONTERO (USA) (98-09)								
	2.5 TDCi (K94W)	73		11.98	02.09	24.0118-0140.1	418140	315 18,0 16,4 +B
	2.5 TDCi (K94W)	85		07.02	02.09			
	2.5 TDCi (K94W)	98		08.03	02.09			
	3.0 i V6 (K96W)	125		06.00	02.09			
	3.0 i V6 (K96W)	130		11.98	09.01			
MITSUBISHI PAJERO SPORT (KH_) (09-)								
	2.4	94		11.09		13.0460-5631.2	605631	24529 16,0 +/WK
	2.5 DI-D	131		11.09				
	2.5 DI-D 4x4	131		11.09				
	3.0 V6	162		11.09				
	3.2 DI-D	121		11.09				
	2.4	94		11.09		03.0137-0390.2	650390	196 x 40
	2.5 DI-D	131		11.09				
	2.5 DI-D 4x4	131		11.09				
	3.0 V6	162		11.09				
MITSUBISHI SANTAMO (99-03)								
	2.0 i 16V	102		05.99	10.03	13.0460-5952.2	605952	21647 16,0 +/WK SUM
	2.0 i 16V 4WD	102		05.99	10.03			
	2.0 i 16V	102		05.99	10.03	24.0124-0136.1	424136	256 24,0 21,5 V +B
	2.0 i 16V 4WD	102		05.99	10.03			
	2.0 i 16V	102		05.99	10.03	24.0124-0146.1	424146	256 24,0 22,4 V +B
	2.0 i 16V 4WD	102		05.99	10.03			
	2.0 i 16V	102		05.99	10.03	13.0460-5980.2	605980	21706 15,5 +/WK AKE
	2.0 i 16V 4WD	102		05.99	10.03			
	2.0 i 16V	102		05.99	10.03	24.0110-0240.1	410240	262 10,0 8,4
	2.0 i 16V 4WD	102		05.99	10.03			
	2.0 i 16V	102		05.99	10.03	03.0137-0288.2	650288	229 x 42
	2.0 i 16V 4WD	102		05.99	10.03			
MITSUBISHI SIGMA (90-96)								
	3.0 V6 (F16A)	130		12.90	07.91	24.0124-0144.1	424144	276 24,0 22,4 V
	3.0 V6 (F16A)	151		12.90	07.91			
	3.0 V6 (F07W)	125		01.93	07.96	13.0460-5980.2	605980	21706 15,5 +/WK AKE
	3.0 V6 (F16A)	130		12.90	07.96			
	3.0 V6 (F16A)	151		12.90	07.96			
MITSUBISHI SPACE GEAR (95-00)								
	2.0 i 16V	83		08.96	05.00	13.0460-5890.2	605890	23290 15,5 /WK AKE
	2.0 i 16V	85		05.95	05.00			
	2.4 i	97		05.95	05.00			
	2.5 TDiC	73		05.95	05.00			
	2.4 i 4x4	97		05.95	05.00	13.0460-5958.2	605958	21363 15,8 +/WK AKE
	2.5 TDiC 4x4	73		05.95	05.00			
	2.4 i 4x4	97		05.95	05.00	24.0124-0202.1	424202	276 24,0 22,4 V
	2.5 TDiC 4x4	73		05.95	05.00			
	2.4 i 4x4	97		05.95	05.00	13.0460-5980.2	605980	21706 15,5 +/WK AKE
	2.5 TDiC 4x4	73		05.95	05.00			
	2.4 i 4x4	97		05.95	05.00	24.0118-0140.1	418140	315 18,0 16,4 +B
	2.5 TDiC 4x4	73		05.95	05.00			
	2.0 i 16V	83		08.96	05.00	03.0137-0482.2	650482	254 x 52
	2.0 i 16V	85		05.95	05.00			
	2.4 i	97		05.95	05.00			
	2.5 TDiC	73		05.95	05.00			
MITSUBISHI SPACE RUNNER (91-99)								
	1.8 (N11W)			06.91	08.99	13.0460-5952.2	605952	21647 16,0 +/WK SUM
	1.8 4x4 (N21W)			06.91	08.99	13.0460-0442.2	610442	Einbausatz SUM
	2.0 TD (N18W)			06.92	08.99			
	1.8 (N11W)			06.91	08.99	24.0124-0136.1	424136	256 24,0 21,5 V +B
	1.8 4x4 (N21W)			06.91	08.99			
	2.0 TD (N18W)			06.92	08.99			
	1.8 (N11W)			06.91	08.99	24.0124-0146.1	424146	256 24,0 22,4 V +B
	1.8 4x4 (N21W)			06.91	08.99			
	1.8 (N11W)			06.91	08.99	13.0460-5980.2	605980	21706 15,5 +/WK AKE
	1.8 4x4 (N21W)			06.91	08.99			
	1.8 (N11W)			06.91	08.99	24.0110-0240.1	410240	262 10,0 8,4
	1.8 4x4 (N21W)			06.91	08.99			
	1.8 (N11W)			06.91	08.99	03.0137-0289.2	650289	203 x 37
	2.0 TD (N18W)			06.92	08.99	03.0137-9192.2	669192	Einbausatz

1) - Europe / - Europa / - Europe / - Europa

2) - ABS/ + RA drum brake / - ABS/ + P freno a tamburo / - ABS/ + fr. à tambour essieu AR / - ABS/ + ET tambores de freno

3) + ABS/ + RA disc brake / + ABS/ + P disco freno / + ABS/ + fr. à disque essieu AR / + ABS/ + ET disco de freno

								
MITSUBISHI SPACE RUNNER (91-99)								
	1.8 4x4 (N21W)		06.91	08.99	03.0137-0288.2	650288		229 x 42 Einbausatz
					03.0137-9254.2	669254		
	1.8 4x4 (N21W)		06.91	08.99	24.0222-8026.1	480110		229/230,6 x 47
	1.8 (N11W)		06.91	08.99	03.0137-0389.2	650389		167 x 32
MITSUBISHI SPACE RUNNER (99-03)								
	2.0 i 16V (N63W)	100	09.99	04.00	13.0460-5958.2	605958		21363 15,8 +/WK AKE
	2.4 16V GDI (N64W)	110	09.99	04.00				
	2.0 i 16V (N63W)	100	05.00	04.03	13.0460-5760.2	605760		23584 16,4 /WK AKE
	2.4 16V GDI (N64W)	110	05.00	04.03				
	2.0 i 16V (N63W)	100	09.99	04.00	24.0124-0182.1	424182		276 24,0 22,4 V
	2.4 16V GDI (N64W)	110	09.99	04.00				
	2.0 i 16V (N63W)	100	05.00	04.03	24.0126-0134.1	426134		276 26,0 24,4 V +B
	2.4 16V GDI (N64W)	110	05.00	04.03				
	2.0 i 16V (N63W)	100	09.99	04.03	13.0460-5980.2	605980		21706 15,5 +/WK AKE
	2.4 16V GDI (N64W)	110	09.99	04.03	13.0460-0150.2	610150		Einbausatz AKE
	2.0 i 16V (N63W)	100	09.99	04.03	24.0110-0704.1	410704		262 10,0 8,4 +B
	2.4 16V GDI (N64W)	110	09.99	04.03				
	2.0 i 16V (N63W)	100	09.99	04.03	03.0137-0389.2	650389		167 x 32
	2.4 16V GDI (N64W)	110	09.99	04.03				
MITSUBISHI SPACE STAR (98-06)								
	1.3 i (DG1A)	60	08.00	03.06	13.0460-2830.2	602830		21920 14,6 /WK/Zub/S LUC
	1.3 i (DG1A)	61	12.98	03.06				
	1.3 i (DG1A)	63	06.98	07.00				
	1.6 i 16V (DG3A)	72	09.01	03.06				
	1.8 GDI (DG5A)	82	10.02	03.06				
	1.8 GDI (DG5A)	90	06.98	03.06				
	1.9 DI-D (DG4A)	75	02.01	03.06				
	1.9 DI-D (DG4A)	85	10.02	03.06				
	1.3 i (DG1A)	60	08.00	03.06	24.0124-0136.1	424136		256 24,0 21,5 V +B
	1.3 i (DG1A)	61	12.98	03.06				
	1.3 i (DG1A)	63	06.98	07.00				
	1.6 i 16V (DG3A)	72	09.01	03.06				
	1.8 GDI (DG5A)	82	10.02	03.06				
	1.8 GDI (DG5A)	90	06.98	03.06				
	1.9 DI-D (DG4A)	75	02.01	03.06				
	1.9 DI-D (DG4A)	85	10.02	03.06				
	1.3 i (DG1A)	60	08.00	03.06 + ABS	13.0460-2831.2	602831		21861 15,2 /WK/S LUC
	1.3 i (DG1A)	61	12.98	03.06 + ABS				
	1.3 i (DG1A)	63	06.98	07.00 + ABS				
	1.6 i 16V (DG3A)	72	09.01	03.06				
	1.8 GDI (DG5A)	82	10.02	03.06 + ABS				
	1.8 GDI (DG5A)	90	06.98	03.06 + ABS				
	1.9 DI-D (DG4A)	75	02.01	03.06				
	1.9 DI-D (DG4A)	85	10.02	03.06				
	1.3 i (DG1A)	60	08.00	03.06 + ABS	24.0110-0229.1	410229		260 10,0 8,4 +B
	1.3 i (DG1A)	61	12.98	03.06 + ABS				
	1.3 i (DG1A)	63	06.98	07.00 + ABS				
	1.6 i 16V (DG3A)	72	09.01	03.06				
	1.8 GDI (DG5A)	82	10.02	03.06 + ABS				
	1.8 GDI (DG5A)	90	06.98	03.06 + ABS				
	1.9 DI-D (DG4A)	75	02.01	03.06				
	1.9 DI-D (DG4A)	85	10.02	03.06				
	1.3 i (DG1A)	63	06.98	09.98 - ABS	03.0137-0289.2	650289		203 x 37
	1.3 i (DG1A)	60	08.00	03.06 - ABS	03.0137-0428.2	650428		203 x 39 HEB
	1.3 i (DG1A)	61	12.98	03.06 - ABS	03.0137-9257.2	669257		Einbausatz
	1.3 i (DG1A)	63	10.98	07.00 - ABS				
	1.8 GDI (DG5A)	82	10.02	03.06 - ABS				
	1.8 GDI (DG5A)	90	06.98	03.06 - ABS				
	1.3 i (DG1A)	60	08.00	03.06 - ABS	24.0220-3028.1	480169		203/205 x 42
	1.3 i (DG1A)	61	12.98	03.06 - ABS				
	1.3 i (DG1A)	63	06.98	07.00 - ABS				
	1.8 GDI (DG5A)	82	10.02	03.06 - ABS				
	1.8 GDI (DG5A)	90	06.98	03.06 - ABS				
MITSUBISHI SPACE WAGON (91-98)								
	1.8 (N31W)		05.91	05.92	13.0460-5952.2	605952		21647 16,0 +/WK SUM
	1.8 4x4 (N41W)		05.91	05.92	13.0460-0442.2	610442		Einbausatz SUM
	1.8 TD (N35W)		05.91	05.92				
	2.0 (N33W)		06.92	10.98				
	2.0 4x4 (N43W)		06.92	10.98				
	2.0 TD (N38W)		06.92	10.98				
	2.4 (N34W)		06.92	05.96				



MITSUBISHI SPACE WAGON (91-98)

	1.8 (N31W) 1.8 4x4 (N41W) 1.8 TD (N35W) 2.0 (N33W) 2.0 4x4 (N43W) 2.0 TD (N38W) 2.4 (N34W)		05.91 05.91 05.91 06.92 06.92 06.92 06.92	05.92 05.92 05.92 10.98 10.98 10.98 05.96	+ HA-Trommelbremse ¹⁾ + HA-Trommelbremse ¹⁾ + HA-Trommelbremse ¹⁾ + HA-Trommelbremse ¹⁾ + HA-Trommelbremse ¹⁾ + HA-Trommelbremse ¹⁾	24.0124-0136.1	424136		256 24,0 21,5 V +B
	1.8 (N31W) 1.8 4x4 (N41W) 1.8 TD (N35W) 2.0 (N33W) 2.0 4x4 (N43W) 2.0 TD (N38W) 2.4 (N34W)		05.91 05.91 05.91 06.92 06.92 06.92 06.92	05.92 05.92 05.92 10.98 10.98 10.98 05.96	+ HA-Scheibenbremse ²⁾ + HA-Scheibenbremse ²⁾ + HA-Scheibenbremse ²⁾ + HA-Scheibenbremse ²⁾ + HA-Scheibenbremse ²⁾ + HA-Scheibenbremse ²⁾	24.0124-0146.1	424146		256 24,0 22,4 V +B
	1.8 (N31W) 1.8 4x4 (N41W) 1.8 TD (N35W) 2.0 (N33W) 2.0 4x4 (N43W) 2.0 TD (N38W) 2.4 (N34W)		05.91 05.91 05.91 06.92 06.92 06.92 06.92	05.92 05.92 05.92 10.98 10.98 10.98 05.96		13.0460-5980.2	605980		21706 15,5 +/WK AKE
	1.8 (N31W) 1.8 4x4 (N41W) 1.8 TD (N35W) 2.0 (N33W) 2.0 4x4 (N43W) 2.0 TD (N38W) 2.4 (N34W)		05.91 05.91 05.91 06.92 06.92 06.92 06.92	05.92 05.92 05.92 10.98 10.98 10.98 05.96		24.0110-0240.1	410240		262 10,0 8,4
	1.8 (N31W) 1.8 4x4 (N41W) 1.8 TD (N35W) 2.0 (N33W) 2.0 4x4 (N43W) 2.0 TD (N38W) 2.4 (N34W)		05.91 05.91 05.91 06.92 06.92 06.92 06.92	05.92 05.92 05.92 10.98 10.98 10.98 05.96		03.0137-0288.2 03.0137-9254.2	650288 669254		229 x 42 Einbausatz
	1.8 (N31W) 1.8 4x4 (N41W) 1.8 TD (N35W) 2.0 (N33W) 2.0 4x4 (N43W) 2.0 TD (N38W) 2.4 (N34W)		05.91 05.91 05.91 06.92 06.92 06.92 06.92	05.92 05.92 05.92 10.98 10.98 10.98 05.96		24.0222-8026.1	480110		229/230,6 x 47
	1.8 (N31W) 1.8 TD (N35W) 2.0 (N33W) 2.0 TD (N38W) 2.4 (N34W)		05.91 05.91 06.92 06.92 06.92	05.92 05.92 10.98 10.98 05.96		03.0137-0389.2	650389		167 x 32

MITSUBISHI SPACE WAGON (98-05)

	2.0 GDi (N83W) 98 2.0 GLX (N83W) 80 2.4 GDi (N84W) 108 2.4 GDi (N84W) 110 2.4 GDi 4x4 (N94W) 108 2.4 GDi 4x4 (N94W) 110		05.02 10.98 09.00 10.98 09.00 10.98	08.05 04.02 08.03 08.03 08.03 08.03		13.0460-5958.2	605958		21363 15,8 +/WK AKE
	2.0 GDi (N83W) 98 2.0 GLX (N83W) 80 2.4 GDi (N84W) 108 2.4 GDi (N84W) 110 2.4 GDi 4x4 (N94W) 108 2.4 GDi 4x4 (N94W) 110		05.02 10.98 09.00 10.98 09.00 10.98	08.05 04.02 08.03 08.03 08.03 08.03		24.0124-0182.1	424182		276 24,0 22,4 V

NISSAN 100 NX (B13) (90-94)

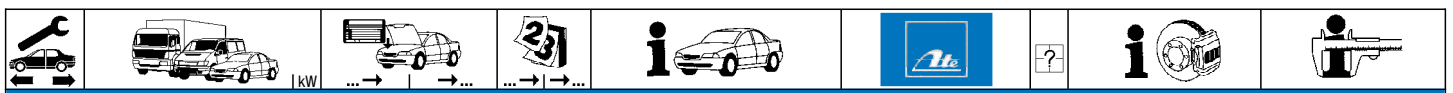
	1.6		10.90	10.94		13.0460-5941.2 13.0460-0336.2	605941 610336		21659 16,4 +/WK Einbausatz SUM SUM
	1.6		10.90	10.94		24.0118-0107.1	418107		240 18,0 16,0 V +B
	2.0 GTI	105	10.90	10.94		24.0126-0112.1	426112		257 26,0 24,0 V
	1.6		10.90	10.94	+ ABS	13.0460-5984.2	605984		21734 16,0
	2.0 GTI	105	10.90	10.94		13.0460-5983.2	605983		21713 16,5
	1.6		10.90	10.94	+ ABS	24.0107-0108.1	407108		234 7,0 6,0
	1.6		10.90	10.94	- ABS	03.0137-0265.2 03.0137-9165.2	650265 669165		180 x 31 Einbausatz
	1.6		10.90	10.94	- ABS	24.0218-0025.1	480082		180/181 x 37,5

¹⁾ + RA drum brake / + P freno a tamburo / + frein à tambour essieu AR / + ET-tambores de freno

²⁾ + RA disc brake / + P disco freno / + frein à disque essieu AR / + ET-disco de freno

NISSAN 200 SX (S13) (88-94)		NISSAN 200 SX (S14) (94-99)		NISSAN 240 SX (S13) (USA) (88-93)		NISSAN 350 Z (Z33) (03-09)		NISSAN ALMERA (N15) (95-00)		NISSAN ALMERA (N16) (00-06)	
	1.8 i Turbo 124		09.88 09.91		13.0460-5933.2 605933				21725 16,8 +/WK	AKE	
	1.8 i Turbo 124		09.88 09.91		24.0122-0146.1 422146				257 22,0 20,0 V +B		
	1.8 i Turbo 124		10.91 03.94		24.0122-0179.1 422179				280 22,0 20,0 V +B		
	2.0 i 16V Turbo 147		04.94 12.99		24.0109-0147.1 409147				258 9,0 8,0		
	2.4 i		07.88 08.91 + ABS		24.0122-0146.1 422146				257 22,0 20,0 V +B		
	2.4 i		09.91 11.93								
	3.5 i V6 206		10.03 08.05		13.0460-4818.2 604818				23142 15,1 +/WK/Zub	BRE	
	3.5 i V6 221		04.06 05.09								
	3.5 i V6 230		09.05 05.09								
	3.5 i V6 221		10.03 08.05		24.0130-0215.1 430215				324 30,0 28,4 V L +B		
	3.5 i V6 221		04.06 05.09								
	3.5 i V6 230		09.05 05.09								
	3.5 i V6 206		10.03 08.05		13.0460-4974.2 604974				21580 14,6 +/WK	BRE	
	3.5 i V6 221		04.06 05.09								
	3.5 i V6 230		09.05 05.09								
	3.5 i V6 206		10.03 08.05		24.0122-0268.1 422268				322 22,0 20,2 V +B		
	3.5 i V6 221		04.06 05.09								
	3.5 i V6 230		09.05 05.09								
	3.5 i V6 206		10.03 08.05		03.0137-3006.2 653006				172 x 32		
	3.5 i V6 221		04.06 05.09								
	3.5 i V6 230		09.05 05.09								
	1.4 i		07.95 04.00 - ABS		13.0460-5988.2 605988				23004 15,9 +/WK	AKE	
	1.6 i		07.95 12.97 - ABS		13.0460-0283.2 610283				Einbausatz		
	2.0 D		07.95 04.00 - ABS								
	1.6 i		01.98 04.00 - ABS		13.0460-5717.2 605717				23502 16,0 +/WK		
	1.4 i		07.95 04.00 + ABS		13.0460-5717.2 605717				Einbausatz		
	1.6 i		07.95 04.00 + ABS		13.0460-0285.2 610285				23502 16,0 +/WK		
	2.0 D		07.95 04.00 + ABS						Einbausatz		
	2.0 i		04.96 04.00		13.0460-0294.2 610294				Einbausatz		
	1.4 i		07.95 12.97 - ABS		24.0118-0118.1 418118				232 18,0 16,0 V		
	1.4 i		01.98 04.00 - ABS		24.0118-0117.1 418117				247 18,0 16,0 V		
	1.6 i		07.95 04.00 - ABS								
	2.0 D		07.95 04.00 - ABS								
	1.4 i		07.95 04.00 + ABS		24.0120-0203.1 420203				252 20,0 18,0 V +B		
	1.6 i		07.95 04.00 + ABS								
	2.0 D		07.95 04.00 + ABS								
	2.0 i		04.96 04.00		24.0126-0112.1 426112				257 26,0 24,0 V		
	1.4 i		07.95 12.97 + ABS		13.0460-5841.2 605841				23023 14,8 +/WK	SUM	
	1.6 i		07.95 12.97 + ABS		13.0460-0284.2 610284				Einbausatz		
	2.0 D		07.95 12.97 + ABS								
	1.4 i		01.98 04.00 + ABS		13.0460-5983.2 605983				21713 16,5		
	1.6 i		01.98 04.00 + ABS		13.0460-0332.2 610332				Einbausatz		
	2.0 D		01.98 04.00 + ABS								
	2.0 i		04.96 04.00								
	1.4 i		07.95 12.97 + ABS		24.0107-0108.1 407108				234 7,0 6,0		
	1.6 i		07.95 12.97 + ABS								
	2.0 D		07.95 12.97 + ABS								
	1.4 i		07.95 04.00 - ABS		03.0137-0265.2 650265				180 x 31		
	1.6 i		07.95 04.00 - ABS		03.0137-9165.2 669165				Einbausatz		
	2.0 D		07.95 04.00 - ABS								
	1.4 i		07.95 04.00 - ABS		24.0218-0025.1 480082				180/181 x 37,5		
	1.6 i		07.95 04.00 - ABS								
	2.0 D		07.95 04.00 - ABS								
	1.5 dCi 60		01.03 11.06 - ABS		13.0460-5950.2 605950				21546 16,7	LUC	
	1.5 i 66		02.00 11.06 - ABS								
	1.5 i 66		03.00 03.01 - ABS/ Herst.Land ①								
	1.5 i 72		10.02 11.06 - ABS								
	1.5 dCi 60		01.03 11.06 + ABS		13.0460-5807.2 605807				23463 16,6 +	LUC	
	1.5 i 66		02.00 11.06 + ABS		13.0460-0148.2 610148				Einbausatz	LUC	
	1.5 i 66		03.00 03.01 + ABS/ Herst.Land ②								
	1.5 i 72		10.02 11.06 + ABS								
	1.8 i 84		02.00 11.06								
	1.8 i 84		03.00 03.01 Herst.Land ③								
	1.8 i 85		10.02 11.06								
	2.2 dCi 82		09.03 11.06								
	2.2 dCi 100		09.03 11.06								

1) - ABS/ country of manufacture ① / - ABS/ paese del costruttore ② / - ABS/ pays du constructeur ③ / - ABS/ país del fabricante ④
2) + ABS/ country of manufacture ① / + ABS/ paese del costruttore ② / + ABS/ pays du constructeur ③ / + ABS/ país del fabricante ④
3) country of manufacture ① / paese del costruttore ② / pays du constructeur ③ / país del fabricante ④



























NISSAN ALMERA (N16) (00-06)

	2.2 Di 2.2 Di	81 81		02.00 03.00	11.06 03.01	Herst.Land ¹⁾	13.0460-5807.2 13.0460-0148.2	605807 610148		23463 16,6 + Einbausatz	LUC LUC
	1.5 dCi 1.5 i 1.5 i 1.5 i	60 66 66 72		01.03 02.00 03.00 10.02	11.06 11.06 03.01 11.06	- ABS - ABS - ABS/ Herst.Land ²⁾ - ABS	24.0122-0146.1	422146		257 22,0 20,0 V +B	
	1.5 dCi 1.5 i 1.5 i 1.5 i 1.8 i 1.8 i 1.8 i 2.2 dCi 2.2 dCi 2.2 Di 2.2 Di	60 66 66 72 84 84 85 82 100 81 81		01.03 02.00 03.00 10.02 02.00 03.00 10.02 09.03 09.03 02.00 03.00	11.06 11.06 03.01 11.06 11.06 03.01 11.06 11.06 11.06 11.06 03.01	+ ABS + ABS + ABS/ Herst.Land ³⁾ + ABS Herst.Land ¹⁾	24.0122-0179.1	422179		280 22,0 20,0 V +B	
	1.5 dCi 1.5 i 1.5 i 1.8 i 1.8 i 2.2 dCi 2.2 dCi 2.2 Di	60 66 72 84 85 82 100 81		01.03 02.00 10.02 02.00 10.02 09.03 09.03 02.00	11.06 11.06 11.06 11.06 11.06 11.06 11.06	+ ABS + ABS + ABS	13.0460-5986.2	605986		21545 14,9	LUC
	1.5 i 1.8 i 2.2 Di	66 84 81		03.00 03.00 03.00	03.01 03.01 03.01	+ ABS/ Herst.Land ³⁾ Herst.Land ¹⁾ Herst.Land ¹⁾	13.0460-5983.2	605983		21713 16,5	
	1.5 dCi 1.5 i 1.5 i 1.5 i 1.8 i 1.8 i 1.8 i 2.2 dCi 2.2 dCi 2.2 Di 2.2 Di	60 66 66 72 84 84 85 82 100 81 81		01.03 02.00 03.00 10.02 02.00 03.00 10.02 09.03 09.03 02.00 03.00	11.06 11.06 03.01 11.06 11.06 03.01 11.06 11.06 11.06 11.06 03.01	+ ABS + ABS + ABS/ Herst.Land ³⁾ + ABS Herst.Land ¹⁾	24.0110-0215.1	410215		258 10,0 9,0 +B	
	1.5 dCi 1.5 i 1.5 i 1.5 i	60 66 66 72		01.03 02.00 03.00 10.02	11.06 11.06 03.01 11.06	- ABS - ABS - ABS/ Herst.Land ²⁾ - ABS	03.0137-0443.2	650443		203 x 37	
	1.5 dCi 1.5 i 1.5 i 1.5 i	60 66 66 72		01.03 02.00 03.00 10.02	11.06 11.06 03.01 11.06	- ABS - ABS - ABS/ Herst.Land ²⁾ - ABS	24.0220-3034.1	480190		203/205,5 x 43	

NISSAN ALMERA TINO (V10M) (00-05)

	1.6 i 16V 1.8 i 16V 2.0 i 16V 2.2 Di	71 84 100 84		08.00 08.00 08.00 08.00	01.03 01.03 01.03 01.03	- ²⁾	13.0460-5825.2 13.0460-0282.2	605825 610282		23094 16,5 +/WK/Zub/S Einbausatz	LUC
	1.6 i 16V 1.8 i 16V 1.8 i 16V 2.0 i 16V 2.2 dCi 2.2 dCi 2.2 Di	71 84 85 100 82 100 84		02.03 02.03 12.02 02.03 09.03 09.03 02.03	11.05 11.05 11.05 08.03 11.05 11.05 08.03	- ²⁾	13.0460-5825.2 13.0460-0282.2	605825 610282		23094 16,5 +/WK/Zub/S Einbausatz	LUC
	1.6 i 16V 1.8 i 16V 1.8 i 16V 2.0 i 16V 2.2 dCi 2.2 dCi 2.2 Di	71 84 85 100 82 100 84		08.00 08.00 12.02 08.00 09.03 09.03 08.00	11.05 11.05 11.05 08.03 11.05 11.05 08.03	- ²⁾	24.0128-0140.1	428140		280 28,0 26,0 V +B	
	1.6 i 16V 1.8 i 16V 1.8 i 16V 2.0 i 16V 2.2 dCi 2.2 dCi 2.2 Di	71 84 85 100 82 100 84		08.00 08.00 12.02 08.00 09.03 09.03 08.00	11.05 11.05 11.05 08.03 11.05 11.05 08.03	- ²⁾	13.0460-5986.2	605986		21545 14,9	LUC
	1.6 i 16V 1.8 i 16V 1.8 i 16V 2.0 i 16V 2.2 dCi 2.2 dCi 2.2 Di	71 84 85 100 82 100 84		08.00 08.00 12.02 08.00 09.03 09.03 08.00	11.05 11.05 11.05 08.03 11.05 11.05 08.03	- ²⁾	24.0110-0285.1	410285		278 10,0 9,0 +B	

1) country of manufacture ¹⁾ / paese del costruttore ¹⁾ / pays du constructeur ¹⁾ / país del fabricante ¹⁾
 2) - ABS/ country of manufacture ²⁾ / - ABS/ paese del costruttore ²⁾ / - ABS/ pays du constructeur ²⁾ / - ABS/ país del fabricante ²⁾
 3) + ABS/ country of manufacture ³⁾ / + ABS/ paese del costruttore ³⁾ / + ABS/ pays du constructeur ³⁾ / + ABS/ país del fabricante ³⁾




















									
NISSAN AXXESS (M11) (USA) (89-94)									
	2.4 i 2.4 i 4WD			01.89 01.89	07.94 07.94		24.0122-0146.1	422146	257 22,0 20,0 V +B
	2.4 i			01.89	07.94	- Fzg. 7 Sitzplätze ¹⁾	03.0137-0210.2 03.0137-9112.2	650210 669112	229 x 41 Einbausatz
NISSAN CABSTAR E (F23E) (98-06)									
	2.3 TD 2.7 TD 3.0 TDiC 3.0 TDiC	55 66 78 88		10.98 10.98 10.98 10.98	10.06 10.06 10.02 10.06		13.0460-3856.2	603856	23435 18,0 +/WK/S BOS
	2.3 TD 2.7 TD 3.0 TDiC 3.0 TDiC	55 66 78 88		10.98 10.98 10.98 10.98	10.06 10.06 10.02 10.06		24.0124-0229.1	424229	263 24,0 22,0 V +B
NISSAN CABSTAR E (F24E) (06-)									
	2.5 TDiC 3.0 TDiC	81 110		09.06 09.06		- langer Radstand ²⁾	13.0460-4859.2	604859	23921 20,1 +/WK/Zub/SBRE
	2.5 TDiC 3.0 TDiC	96 110		09.06 09.06		+ langer Radstand ³⁾	13.0460-4861.2	604861	29121 20,3 +/WK/Zub/SBRE
	3.0 TDiC	110		09.06			24.0122-0264.1	422264	290 22,0 19,0 V +B
NISSAN CUBE (Z12) (10-)									
	1.5 dCi 1.5 dCi 1.6 i 16V	78 81 81		03.10 03.10 03.10			24.0124-0238.1	424238	280 24,0 22,0 V +B
	1.5 dCi 1.5 dCi 1.6 i 16V	78 81 81		03.10 03.10 03.10			03.0137-3012.2	653012	172 x 32
NISSAN INTERSTAR (X70) (02-10)									
	1.9 dCi 2.2 dCi 2.5 dCi 2.5 dCi 2.5 dCi 2.5 dCi 2.5 dCi 3.0 dCi	60 66 73 74 84 88 107 100		07.02 07.02 11.03 04.06 07.02 09.06 09.06 11.03	08.06 08.06 06.10 06.10 08.06 06.10 06.10 08.06		13.0460-3800.2 13.0460-0344.2	603800 610344	23613 17,7 Einbausatz BOS
	1.9 dCi 2.2 dCi 2.5 dCi 2.5 dCi 2.5 dCi 2.5 dCi 2.5 dCi 3.0 dCi	60 66 73 74 84 88 107 100		07.02 07.02 11.03 04.06 07.02 09.06 09.06 11.03	08.06 08.06 06.10 06.10 08.06 06.10 06.10 08.06		24.0128-0129.1 24.0328-0129.1	428129 528129	306 28,0 25,0 V +S +B 306 28,0 25,0 V +S PD
	1.9 dCi 2.2 dCi 2.5 dCi 2.5 dCi 2.5 dCi 2.5 dCi 2.5 dCi 3.0 dCi	60 66 73 74 84 88 107 100		07.02 07.02 11.03 04.06 07.02 09.06 09.06 11.03	08.06 08.06 06.10 06.10 08.06 06.10 06.10 08.06		13.0460-3806.2	603806	23669 16,8 /S BOS
	1.9 dCi 2.2 dCi 2.5 dCi 2.5 dCi 2.5 dCi 2.5 dCi 2.5 dCi 3.0 dCi	60 66 73 74 84 88 107 100		07.02 07.02 11.03 04.06 07.02 09.06 09.06 11.03	08.06 08.06 06.10 06.10 08.06 06.10 06.10 08.06		24.0112-0155.1	412155	305 12,0 10,5 +S +B
NISSAN JUKE (F15) (10-)									
	1.5 dCi 1.6 16V 1.6 DIG-T 1.6 DIG-T 1.6 DIG-T 4x4	81 86 140 147 140		06.10 06.10 06.10 11.12 06.10			24.0109-0157.1	409157	292 9,0 8,0 +B
	1.5 dCi 1.6 16V 1.6 DIG-T 1.6 DIG-T 1.6 DIG-T 4x4 1.6 DIG-T 4x4	81 86 140 147 140 147		06.10 06.10 06.10 11.12 06.10 11.12			03.0137-3012.2	653012	172 x 32

¹⁾ - vehicles with 7 seats / - veicoli con 7 posti a sedere / - véhicules à 7 sièges / - vehículo con 7 plazas

²⁾ - long wheel base / - passo lungo / - empattement long / - distancia larga entre ejes

³⁾ + long wheel base / + passo lungo / + empattement long / + distancia larga entre ejes



















⁴⁾ country of manufacture  / paese del costruttore  / pays du constructeur  / país del fabricante 

									
NISSAN KUBISTAR (X76) Kombi (03-09)									
	1.2	44		08.03	08.05	13.0460-3977.2	603977		21980 18,0 +WE/S BOS
	1.2	55		08.03	10.09				
	1.5 dCi	42		08.03	08.05				
	1.5 dCi	44		09.05	10.09				
	1.5 dCi	48		08.03	08.05				
	1.5 dCi	51		09.05	10.09				
	1.5 dCi	60		08.03	08.05				
	1.5 dCi	66		09.05	10.09				
	1.6 i 16V	70		08.03	10.09				
	1.2	44		08.03	08.05	24.0121-0106.1	421106	+ 8" Bremse ¹⁾	259 20,6 17,7 V +S +B
	1.2	55		08.03	10.09				
	1.5 dCi	42		08.03	08.05				
	1.5 dCi	44		09.05	10.09				
	1.5 dCi	48		08.03	08.05				
	1.5 dCi	51		09.05	10.09				
	1.5 dCi	60		08.03	08.05				
	1.5 dCi	66		09.05	10.09				
	1.6 i 16V	70		08.03	10.09				
	1.2	44		08.03	08.05	24.0120-0125.1	420125	+ 9" Bremse ²⁾	238 20,1 17,7 V +S +B
	1.2	55		08.03	10.09				
	1.5 dCi	42		08.03	08.05				
	1.5 dCi	44		09.05	10.09				
	1.5 dCi	48		08.03	08.05				
	1.5 dCi	51		09.05	10.09				
	1.5 dCi	60		08.03	08.05				
	1.5 dCi	66		09.05	10.09				
	1.6 i 16V	70		08.03	10.09				
	1.2	44		08.03	08.05	03.0137-0350.2	650350	+ 8" Bremse ¹⁾	203 x 39 HEB
	1.2	55		08.03	10.09	03.0137-9233.2	669233	+ 8" Bremse ¹⁾	Einbausatz
	1.5 dCi	42		08.03	08.05				
	1.5 dCi	44		09.05	10.09				
	1.5 dCi	48		08.03	08.05				
	1.5 dCi	51		09.05	10.09				
	1.5 dCi	60		08.03	08.05				
	1.5 dCi	66		09.05	10.09				
	1.6 i 16V	70		08.03	10.09				
	1.2	44		08.03	08.05	03.0137-0351.2	650351	+ 9" Bremse ²⁾	229 x 42 HEB
	1.2	55		08.03	10.09	03.0137-9228.2	669228	+ 9" Bremse ²⁾	Einbausatz BDX
	1.5 dCi	42		08.03	08.05				
	1.5 dCi	44		09.05	10.09				
	1.5 dCi	48		08.03	08.05				
	1.5 dCi	51		09.05	10.09				
	1.5 dCi	60		08.03	08.05				
	1.5 dCi	66		09.05	10.09				
	1.6 i 16V	70		08.03	10.09				
	1.2	44		08.03	08.05	24.0220-3010.1	480081	+ 8" Bremse/ ohne Sensorring ³⁾	203/204, 4 x 50,5
	1.2	55		08.03	10.09				
	1.5 dCi	42		08.03	08.05				
	1.5 dCi	44		09.05	10.09				
	1.5 dCi	48		08.03	08.05				
	1.5 dCi	51		09.05	10.09				
	1.5 dCi	60		08.03	08.05				
	1.5 dCi	66		09.05	10.09				
	1.6 i 16V	70		08.03	10.09				
	1.2	44		08.03	08.05	03.0520-5722.3	695722	+ 8" Bremse ¹⁾	22,20/203x39 TopKit BDX
	1.2	55		08.03	10.09				
	1.5 dCi	42		08.03	08.05				
	1.5 dCi	44		09.05	10.09				
	1.5 dCi	48		08.03	08.05				
	1.5 dCi	51		09.05	10.09				
	1.5 dCi	60		08.03	08.05				
	1.5 dCi	66		09.05	10.09				
	1.6 i 16V	70		08.03	10.09				
	1.2	44		08.03	08.05	03.0520-5622.3	695622	+ 9" Bremse ²⁾	22,20/229x42 TopKit BDX
	1.2	55		08.03	10.09				
	1.5 dCi	42		08.03	08.05				
	1.5 dCi	44		09.05	10.09				
	1.5 dCi	48		08.03	08.05				
	1.5 dCi	51		09.05	10.09				
	1.5 dCi	60		08.03	08.05				
	1.5 dCi	66		09.05	10.09				
	1.6 i 16V	70		08.03	10.09				
NISSAN LEAF (EM61) (10-)									
	Electric	80		11.10		24.0116-0119.1	416119		292 16,0 14,0 V +B
	Electric	80		11.10		03.0137-3012.2	653012		172 x 32

¹⁾ + 8" brake / + servofreno da 8" / + frein de 8" / + freno de 8"


























²⁾ + 9" brake / + servofreno da 9" / + frein de 9" / + freno de 9"

³⁾ + 8"brake/ without sensorring / + servofr.da 8"/senza sensori / + fr.de 8"/ sans secours ABS / + fr.8"/sin anillo sensor ABS

























Werkzeuge	KW
NISSAN MAXIMA (J30) (88-94)														
	3.0 i V6	125		12.88	09.91			24.0122-0174.1	422174				280 22,0 20,0 V	
	3.0 i V6	125		12.88	09.91			24.0110-0244.1	410244				258 10,0 9,0	
NISSAN MAXIMA (A32) (94-99)														
	2.0 i V6	103		10.94	12.99			24.0122-0174.1	422174				280 22,0 20,0 V	
NISSAN MAXIMA (CA33) (00-06)														
	2.0 i V6	103		03.00	01.06			13.0460-5880.2	605880				23184 14,8 +/-WK	
	2.5 i V6	154		03.00	01.06			13.0460-0112.2	610112				Einbausatz	
	3.0 i V6	147		03.00	01.06									
	2.0 i V6	103		03.00	01.06			24.0128-0140.1	428140				280 28,0 26,0 V +B	
	2.5 i V6	154		03.00	01.06									
	3.0 i V6	147		03.00	01.06									
	2.0 i V6	103		03.00	01.06			13.0460-5626.2	605626				21713 17,1 +/-WK/S	AKE
	2.5 i V6	154		03.00	01.06			13.0460-0295.2	610295				Einbausatz	
	3.0 i V6	147		03.00	01.06									
NISSAN MICRA (K11E) (92-02)														
	1.0 i 16V	40		08.92	07.00			13.0460-5956.2	605956				21626 15,0	AKE
	1.0 i 16V	44		08.00	12.02			13.0460-0452.2	610452		+ ABS		Einbausatz	AKE
	1.3 i 16V	55		08.92	07.00									
	1.4 i 16V	60		08.00	12.02									
	1.5 D	42		02.98	12.02									
	1.0 i 16V	40		08.92	07.00	- ABS		24.0112-0137.1	412137				234 12,0 10,0 +B	
	1.0 i 16V	44		08.00	12.02	- ABS								
	1.3 i 16V	55		08.92	07.00	- ABS								
	1.4 i 16V	60		08.00	12.02	- ABS								
	1.5 D	42		02.98	12.02	- ABS								
	1.0 i 16V	44		08.00	12.02	+ ABS		24.0118-0139.1	418139				238 18,0 16,0 V +B	
	1.4 i 16V	60		08.00	12.02	+ ABS								
	1.5 D	42		08.00	12.02	+ ABS								
	1.0 i 16V	40		08.92	08.00	+ ABS		13.0460-5989.2	605989				23454 14,9	AKE
	1.0 i 16V	44		09.00	12.02	+ ABS		13.0460-0248.2	610248				Einbausatz	AKE
	1.3 i 16V	55		08.92	08.00	+ ABS								
	1.4 i 16V	60		09.00	12.02	+ ABS								
	1.0 i 16V	40		08.92	08.00	+ ABS		24.0107-0109.1	407109				240 7,0 6,0	
	1.0 i 16V	44		09.00	12.02	+ ABS								
	1.3 i 16V	55		08.92	08.00	+ ABS								
	1.4 i 16V	60		09.00	12.02	+ ABS								
	1.0 i 16V	40		08.92	01.98	- ABS		03.0137-0275.2	650275				180 x 27 HEB	
	1.3 i 16V	55		08.92	01.98	- ABS		03.0137-9180.2	669180				Einbausatz	
	1.0 i 16V	40		02.98	08.00	- ABS		03.0137-0413.2	650413				180 x 27 HEB	
	1.0 i 16V	44		09.00	12.02	- ABS		03.0137-9180.2	669180				Einbausatz	
	1.3 i 16V	55		02.98	08.00	- ABS								
	1.4 i 16V	60		09.00	12.02	- ABS								
	1.5 D	42		02.98	12.02	- ABS								
	1.0 i 16V	40		08.92	08.00	- ABS		24.0218-0028.1	480100		+ Leichtmetallfelgen ¹⁾		180/181 x 32	
	1.0 i 16V	44		09.00	12.02	- ABS		24.0218-0043.1	480165		- Leichtmetallfelgen ²⁾		180/181 x 38,5	
	1.3 i 16V	55		08.92	08.00	- ABS								
	1.4 i 16V	60		09.00	12.02	- ABS								
	1.5 D	42		02.98	12.02	- ABS								
	1.0 i 16V	40		08.92	01.98	- ABS		03.0420-3317.3	683317				17,78/180x27 Kit	
	1.3 i 16V	55		08.92	01.98	- ABS		03.0520-3317.3	693317				17,78/180x27 TopKit	
	1.0 i 16V	40		02.98	08.00	- ABS		03.0520-4217.3	694217				17,78/180x27 TopKit	BOS
	1.0 i 16V	44		09.00	12.02	- ABS								
	1.3 i 16V	55		02.98	08.00	- ABS								
	1.4 i 16V	60		09.00	12.02	- ABS								
	1.5 D	42		02.98	12.02	- ABS								
NISSAN MICRA (K12E) (03-10)														
	1.0 i 16V	48		01.03	06.10			13.0460-5801.2	605801				23973 17,4 /S	LUC
	1.2 i 16V	48		01.03	06.10			13.0460-0291.2	610291				Einbausatz	
	1.2 i 16V	59		01.03	06.10									
	1.4 i 16V	65		01.03	06.10									
	1.5 dCi	48		01.03	06.10									
	1.5 dCi	50		06.05	06.10									
	1.5 dCi	60		09.03	06.10									
	1.5 dCi	63		01.03	06.10									
	1.6 i 16V	81		05.05	06.10									
	1.0 i 16V	48		01.03	06.10			24.0122-0216.1	422216				260 22,0 19,8 V L +S +B	
	1.2 i 16V	48		01.03	06.10									
	1.2 i 16V	59		01.03	06.10									
	1.4 i 16V	65		01.03	06.10									
	1.5 dCi	48		01.03	06.10									
	1.5 dCi	50		06.05	06.10									
	1.5 dCi	60		09.03	06.10									
	1.5 dCi	63		01.03	06.10									
	1.6 i 16V	81		05.05	06.10									

¹⁾ - light alloy rims / + cerchioni in lega / + jantes en alliage léger / + Llantas de aleación ligera
²⁾ - light alloy rims / - cerchioni in lega / - jantes en alliage léger / - Llantas de aleación ligera



								
NISSAN MICRA (K12E) (03-10)								
	1.0 i 16V 1.2 i 16V 1.2 i 16V 1.4 i 16V 1.5 dCi 1.5 dCi 1.5 dCi 1.5 dCi 1.6 i 16V	48 48 59 65 48 50 60 63 81		01.03 01.03 01.03 01.03 01.03 06.05 09.03 01.03 05.05	06.10 06.10 06.10 06.10 06.10 06.10 06.10 06.10 06.10	03.0137-0454.2 03.0137-9280.2	650454 669280	203 x 38 HEB Einbausatz
	1.0 i 16V 1.2 i 16V 1.2 i 16V 1.4 i 16V 1.5 dCi 1.5 dCi 1.5 dCi 1.5 dCi 1.6 i 16V	48 48 59 65 48 50 60 63 81		01.03 01.03 01.03 01.03 01.03 06.05 09.03 01.03 05.05	06.10 06.10 06.10 06.10 06.10 06.10 06.10 06.10 06.10	24.0220-3030.1	480180	ohne Sensorring ¹⁾ 203/204,5 x 50,5
	1.0 i 16V 1.2 i 16V 1.2 i 16V 1.4 i 16V 1.5 dCi 1.5 dCi 1.5 dCi 1.5 dCi 1.6 i 16V	48 48 59 65 48 50 60 63 81		01.03 01.03 01.03 01.03 01.03 06.05 09.03 01.03 05.05	06.10 06.10 06.10 06.10 06.10 06.10 06.10 06.10 06.10	03.0520-6419.3	696419	19,05/203x38 TopKit AP
NISSAN MICRA C+C (CK12E) (05-10)								
	1.4 i 16V 1.6 i 16V	65 81		08.05 08.05	12.10 12.10	13.0460-5801.2 13.0460-0291.2	605801 610291	23973 17,4 /S Einbausatz LUC
	1.4 i 16V 1.6 i 16V	65 81		08.05 08.05	12.10 12.10	24.0122-0216.1	422216	260 22,0 19,8 V L +S +B
	1.4 i 16V 1.6 i 16V	65 81		08.05 08.05	12.10 12.10	03.0137-0454.2 03.0137-9280.2	650454 669280	203 x 38 HEB Einbausatz
	1.4 i 16V 1.6 i 16V	65 81		08.05 08.05	12.10 12.10	24.0220-3030.1	480180	ohne Sensorring ¹⁾ 203/204,5 x 50,5
	1.4 i 16V 1.6 i 16V	65 81		08.05 08.05	12.10 12.10	03.0520-6419.3	696419	19,05/203x38 TopKit AP
NISSAN MICRA (K13K) (10-)								
	1.2 DIG 1.2 i 1.2 i	72 56 59		04.11 05.10 05.10		13.0460-2774.2	602774	24403 17,4 +/-WK LUC
	1.2 DIG 1.2 i 1.2 i	72 56 59		04.11 05.10 05.10		24.0122-0277.1	422277	260 22,0 20,0 V +B
NISSAN MURANO (Z50) (03-08)								
	3.5 i V6 3.5 i V6 3.5 i V6 4x4 3.5 i V6 4x4	172 180 172 180		10.03 10.03 10.03 10.03	06.08 06.08 06.08 06.08	13.0460-5778.2 13.0460-0017.2	605778 610017	23698 16,8 +/-WK SUM Einbausatz
	3.5 i V6 3.5 i V6 3.5 i V6 4x4 3.5 i V6 4x4	172 180 172 180		10.03 10.03 10.03 10.03	06.08 06.08 06.08 06.08	24.0128-0153.1	428153	320 28,0 26,0 V L +B
	3.5 i V6 3.5 i V6 3.5 i V6 4x4 3.5 i V6 4x4	172 180 172 180		10.03 10.03 10.03 10.03	07.05 07.05 07.05 07.05	13.0460-5843.2 13.0460-0341.2	605843 610341	23871 14,3 +/-WK AKE Einbausatz
	3.5 i V6 3.5 i V6 3.5 i V6 4x4 3.5 i V6 4x4	172 180 172 180		10.03 10.03 10.03 10.03	06.08 06.08 06.08 06.08	24.0116-0122.1	416122	308 16,0 14,0 V +B
NISSAN MURANO (Z51) (07-)								
	2.5 D 4x4 3.5 i V6 3.5 i V6 3.5 i V6 3.5 i V6 4x4 3.5 i V6 4x4 3.5 i V6 4x4	140 172 191 195 188 191 195		01.10 11.07 01.11 11.07 10.08 01.11 11.07		24.0128-0153.1	428153	320 28,0 26,0 V L +B
	2.5 D 4x4 3.5 i V6 3.5 i V6 3.5 i V6 3.5 i V6 4x4 3.5 i V6 4x4	140 172 191 195 188 191		01.10 11.07 01.11 11.07 10.08 01.11		24.0116-0122.1	416122	308 16,0 14,0 V +B




























¹⁾ without sensor ring / senza sensori / sans secours ABS / sin anillo sensor ABS

								
NISSAN MURANO (Z51) (07-)								
	3.5 l V6 4x4	195	11.07		24.0116-0122.1	416122		308 16,0 14,0 V +B
NISSAN NAVARA (D40M) (05-)								
	2.5 dCi	106	07.05		13.0460-5783.2	605783	+ 16" Rad ¹⁾	24227 16,7 +/-WK TOK Einbausatz
	2.5 dCi	120	10.06		13.0460-0017.2	610017	+ 16" Rad ¹⁾	
	2.5 dCi	128	12.05					
	2.5 dCi 4WD	126	10.06					
	2.5 dCi 4WD	128	07.05					
	2.5 dCi 4WD	140	12.09					
	2.5 dCi	106	07.05		13.0460-5778.2	605778	+ 17" Rad ²⁾	23698 16,8 +/-WK SUM
	2.5 dCi	120	10.06					
	2.5 dCi	128	12.05					
	2.5 dCi 4WD	126	10.06					
	2.5 dCi 4WD	128	07.05					
	2.5 dCi 4WD	140	12.09					
	2.5 dCi	106	07.05		24.0128-0241.1	428241	+ 16" Rad ¹⁾	296 28,0 26,0 V L +B
	2.5 dCi	120	10.06					
	2.5 dCi	128	12.05					
	2.5 dCi 4WD	126	10.06					
	2.5 dCi 4WD	128	07.05					
	2.5 dCi 4WD	140	12.09					
NISSAN NOTE (E11E) (06-13)								
	1.4	65	03.06	05.13	13.0460-2709.2	602709		23973 17,4 /Zub/S LUC 23973 17,4 /Zub/S LUC
	1.5 dCi	50	03.06	05.13	13.0470-2709.2	LD2709		
	1.5 dCi	63	03.06	05.13				
	1.5 dCi	66	09.10	05.13				
	1.5 dCi	76	07.08	05.13				
	1.6	81	03.06	05.13				
	1.4	65	03.06	05.13	24.0122-0216.1	422216		260 22,0 19,8 V L +S +B
	1.5 dCi	50	03.06	05.13				
	1.5 dCi	63	03.06	05.13				
	1.5 dCi	66	09.10	05.13				
	1.5 dCi	76	07.08	05.13				
	1.6	81	03.06	05.13				
	1.4	65	03.06	05.13	03.0137-0454.2	650454		203 x 38 HEB Einbausatz
	1.5 dCi	50	03.06	05.13	03.0137-9280.2	669280		
	1.5 dCi	63	03.06	05.13				
	1.5 dCi	66	09.10	05.13				
	1.5 dCi	76	07.08	05.13				
	1.6	81	03.06	05.13				
	1.4	65	03.06	05.13	24.0220-3030.1	480180	ohne Sensorring ³⁾	203/204,5 x 50,5
	1.5 dCi	50	03.06	05.13				
	1.5 dCi	63	03.06	05.13				
	1.5 dCi	66	09.10	05.13				
	1.5 dCi	76	07.08	05.13				
	1.6	81	03.06	05.13				
	1.4	65	03.06	05.13	03.0520-6419.3	696419		19,05/203x38 TopKit AP
	1.5 dCi	50	03.06	05.13				
	1.5 dCi	63	03.06	05.13				
	1.5 dCi	66	09.10	05.13				
	1.5 dCi	76	07.08	05.13				
	1.6	81	03.06	05.13				
NISSAN NOTE (E12E) (13-)								
	1.2	59	06.13		24.0122-0277.1	422277		260 22,0 20,0 V +B
	1.2 DIG	72	06.13					
	1.5 dCi	66	06.13					
NISSAN NP 300 (D40M) (08-)								
	2.5 dCi	98	04.08		13.0460-5783.2	605783		24227 16,7 +/-WK TOK
	2.5 dCi 4x4	98	04.08					
	2.5 dCi	98	04.08		24.0128-0241.1	428241		296 28,0 26,0 V L +B
	2.5 dCi 4x4	98	04.08					
NISSAN NV 400 (X62) Bus (11-)								
	2.3 dCi	74	11.11		13.0460-4858.2	604858		25112 18,4 +/-WK BRE
	2.3 dCi	92	11.11					
	2.3 dCi	107	11.11					
NISSAN NV 400 (X62) Kasten (11-)								
	2.3 dCi	74	11.11		13.0460-4858.2	604858		25112 18,4 +/-WK BRE
	2.3 dCi	92	11.11					
	2.3 dCi	107	11.11					
NISSAN NV 400 (X62) Pritsche/Fahrgestell (11-)								
	2.3 dCi	74	11.11		13.0460-4858.2	604858		25112 18,4 +/-WK BRE
	2.3 dCi	92	11.11					
	2.3 dCi	107	11.11					
	2.3 dCi RWD	92	11.11					
	2.3 dCi RWD	107	11.11					

¹⁾ + 16" wheel / + ruota 16" / + roue 16" / + rueda 16"


























²⁾ + 17" wheel / + ruota 17" / + roue 17" / + rueda 17"

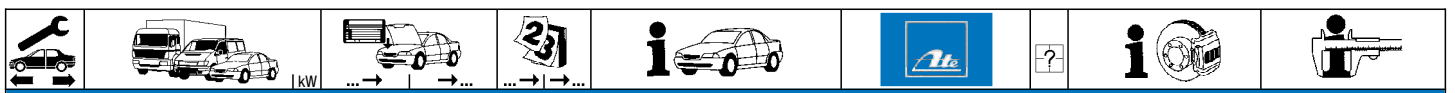
³⁾ without sensor ring / senza sensori / sans secours ABS / sin anillo sensor ABS

								
NISSAN PATHFINDER (R50) (97-04)								
	3.3 i V6 4WD 3.3 i V6 4WD 3.5 i V6 4WD	110 125 162		03.98 09.97 11.00	10.00 12.04 12.04	24.0128-0166.1	428166	300 28,0 26,0 V
	3.3 i V6 4WD 3.3 i V6 4WD 3.5 i V6 4WD	110 125 162		03.98 09.97 11.00	10.00 12.04 12.04	03.0137-0319.2 03.0137-9290.2	650319 669290	295 x 52 Einbausatz
NISSAN PATHFINDER (R51M) (05-)								
	2.5 dCi 2.5 dCi 4WD 2.5 dCi 4WD	128 126 128		01.05 10.06 03.05		13.0460-5783.2 13.0460-0017.2	605783 610017	+ 16" Rad ¹⁾ + 16" Rad ¹⁾ 24227 16,7 +/WK Einbausatz TOK
	2.5 dCi 2.5 dCi 4WD 2.5 dCi 4WD 4.0 4.0 4WD	128 126 128 198 198		01.05 10.06 03.05 01.05 09.05		13.0460-5778.2	605778	+ 17" Rad ²⁾ 23698 16,8 +/WK SUM
	2.5 dCi 2.5 dCi 4WD 2.5 dCi 4WD 2.5 dCi 4WD	128 126 128 140		01.05 10.06 03.05 08.10		24.0128-0241.1	428241	+ 16" Rad ¹⁾ 296 28,0 26,0 V L +B
	2.5 dCi 2.5 dCi 4WD 2.5 dCi 4WD 2.5 dCi 4WD 3.0 dCi 4.0 4.0 4WD	128 126 128 140 170 198 198		01.05 10.06 03.05 08.10 08.10 01.05 09.05		13.0460-5784.2	605784	24240 16,6 +/WK
NISSAN PATROL (260) (89-95)								
	2.8 D 2.8 TD 3.0			04.89 04.89 04.89	11.95 11.95 11.95	13.0460-5960.2 13.0460-0448.2	605960 610448	20863 16,5 Einbausatz SUM SUM
	2.8 D 2.8 TD 3.0			04.89 04.89 04.89	11.95 11.95 11.95	24.0120-0119.1	420119	295 20,0 18,0 V
NISSAN PATROL GR I (Y60) (88-97)								
	2.8 TD 4.2 i	85 121		09.88 10.91	06.97 06.97	13.0460-5960.2 13.0460-0448.2	605960 610448	20863 16,5 Einbausatz SUM SUM
	2.8 TD 4.2 i	85 121		09.88 10.91	06.97 06.97	24.0120-0119.1	420119	295 20,0 18,0 V
	2.8 TD 4.2 i	85 121		10.91 10.91	06.97 06.97	24.0118-0136.1	418136	316 18,0 16,0 V
	2.8 TD	85		09.88	09.91	03.0137-0297.2	650297	270 x 52
NISSAN PATROL GR II (Y61) (97-10)								
	2.8 TD 2.8 TDiC 3.0 D 3.0 D 3.0 DTi 3.0 DTi 3.0 DTi	95 96 116 118 116 118 118		06.97 10.97 05.00 10.04 05.00 05.00 05.00	04.00 02.00 09.04 03.10 08.04 03.10	13.0460-5879.2	605879	23611 18,8 +/WK AKE
	2.8 TD 2.8 TDiC 3.0 D 3.0 D 3.0 DTi 3.0 DTi	95 96 116 118 116 118		06.97 10.97 05.00 10.04 05.00 05.00	04.00 02.00 09.04 03.10 08.04 03.10	13.0460-5879.2 13.0460-0117.2	605879 610117	23611 18,8 +/WK AKE Einbausatz
	2.8 TD 2.8 TDiC 3.0 D 3.0 D 3.0 DTi 3.0 DTi	95 96 116 118 116 118		06.97 10.97 05.00 10.04 05.00 05.00	04.00 02.00 09.04 03.10 08.04 03.10	13.0460-5751.2	605751	23502 16,0 +/WK
	2.8 TD 2.8 TDiC 3.0 D 3.0 D 3.0 DTi 3.0 DTi	95 96 116 118 116 118		06.97 10.97 05.00 10.04 05.00 05.00	04.00 02.00 09.04 03.10 08.04 03.10	24.0118-0136.1	418136	316 18,0 16,0 V
NISSAN PICK-UP (D21) (85-97)								
	2.0 2.3 D 2.4 i 4WD 2.5 D 2.5 D 4WD 2.5 TD 2.5 TD 4WD			09.85 09.85 03.86 09.87 09.85 09.85 09.85	08.91 08.88 02.98 02.98 02.98 02.98 02.98	13.0460-5937.2 13.0460-0322.2	605937 610322	21119 17,0 +/WK AKE Einbausatz AKE
	2.4 i 4WD 2.5 D 4WD 2.5 TD 4WD			03.86 09.85 09.85	02.98 02.98 02.98	24.0122-0180.1	422180	267 22,0 20,0 V

¹⁾ + 16" wheel / + ruota 16" / + roue 16" / + rueda 16"

²⁾ + 17" wheel / + ruota 17" / + roue 17" / + rueda 17"

	 kW									
NISSAN PICK-UP (D21) (85-97)										
	2.0			10.88	08.91		03.0137-0310.2 03.0137-9273.2	650310 669273	260 x 52 Einbausatz	
	2.4 i 4WD			10.88	02.98		03.0137-0319.2 03.0137-9290.2	650319 669290	295 x 52 Einbausatz	
NISSAN PICK-UP (D22) (98-07)										
	2.4 i	88		02.98	10.01		13.0460-5957.2 13.0460-0289.2	605957 610289	21347 17,0 +/WK Einbausatz	AKE
	2.4 i	98		11.01	04.05					
	2.4 i	110		01.03	12.07					
	2.4 i 4WD	88		02.98	10.01					
	2.5 D	61		02.98	10.01					
	2.5 TD 4WD	76		05.98	10.01					
	2.5 TDi	98		11.01	04.05					
	3.2 TD 4WD	76		10.98	10.01					
	2.4 i 4WD	98		11.01	04.05		13.0460-5632.2	605632		23970 16,9 +/WK
	2.4 i 4WD	110		11.01	04.05					
2.5 TDi 4WD	98		11.01	04.05						
3.2 TD 4WD	76		11.01	12.07						
	2.4 i 4WD	88		02.98	03.01		24.0126-0109.1	426109		277 26,0 24,0 V
	2.5 TD 4WD	76		05.98	03.01					
	2.4 i 4WD	98		11.01	04.05		24.0128-0166.1	428166		300 28,0 26,0 V
	2.4 i 4WD	110		11.01	04.05					
	2.5 TDi 4WD	98		11.01	04.05					
	3.2 TD 4WD	76		11.01	12.07					
	2.4 i	88		02.98	10.01		03.0137-0310.2 03.0137-9273.2	650310 669273	260 x 52 Einbausatz	
	2.4 i	98		11.01	04.05					
	2.4 i	110		01.03	12.07					
	2.5 D	61		02.98	10.01					
	2.5 TDi	98		11.01	04.05					
	2.4 i 4WD	88		02.98	10.01		03.0137-0319.2 03.0137-9290.2	650319 669290	295 x 52 Einbausatz	
	2.4 i 4WD	98		11.01	04.05					
	2.4 i 4WD	110		11.04	04.05					
	2.5 TD 4WD	76		05.98	10.01					
	2.5 TDi 4WD	98		11.01	04.05					
3.2 TD 4WD	76		10.98	12.07						
	2.4 i	88		02.98	10.01		24.0226-0002.1	480115		260/261,5 x 63,5
	2.4 i	98		11.01	04.05					
	2.4 i	110		01.03	12.07					
	2.5 D	61		02.98	10.01					
	2.5 TDi	98		11.01	04.05					
NISSAN PICK-UP (D22S) (06-)										
	2.5 DDTi			01.06			13.0460-5957.2 13.0460-0289.2	605957 610289	21347 17,0 +/WK Einbausatz	AKE
	2.5 DDTi 4WD			01.06			13.0460-5632.2	605632	23970 16,9 +/WK	
	2.5 DDTi 4WD			01.06			24.0128-0166.1	428166	300 28,0 26,0 V	
	2.5 DDTi			01.06			03.0137-0310.2 03.0137-9273.2	650310 669273	260 x 52 Einbausatz	
	2.5 DDTi 4WD			01.06			03.0137-0319.2 03.0137-9290.2	650319 669290	295 x 52 Einbausatz	
	2.5 DDTi			01.06			24.0226-0002.1	480115	260/261,5 x 63,5	
NISSAN PIXO (K10B) (09-)										
	1.0 i 12V	50		06.09			13.0460-5887.2	605887	23507 15,2 +/WK	
	1.0 i 12V	50		06.09			24.0120-0225.1	420225	231 20,0 18,0 V L +B	
	1.0 i 12V	50		06.09			03.0137-0503.2	650503	180 x 26	
NISSAN PRAIRIE (M11) (EUROPA) (88-94)										
	2.0	72		10.88	03.92		13.0460-5933.2	605933	21725 16,8 +/WK	AKE
	2.0 4x4	72		10.88	03.92					
	2.4 i	98		04.92	07.94					
	2.4 i 4x4	98		04.92	07.94					
	2.0	72		10.88	03.92		24.0122-0146.1	422146	257 22,0 20,0 V +B	
	2.0 4x4	72		10.88	03.92					
	2.0	72		10.88	03.92		03.0137-0210.2 03.0137-9112.2	650210 669112	229 x 41 Einbausatz	
	2.0 4x4	72		10.88	03.92					



NISSAN PRIMASTAR (X83) Bus (01-)

	1.9 dCi (100)	74		03.01	08.06	13.0460-2870.2	602870		23099 18,4 /S	LUC
	1.9 dCi (80)	60		03.01	08.06					
	2.0 dCi (115)	84		09.08						
	2.0 dCi (120)	84		09.06						
	2.0 dCi (90)	66		09.06						
	2.0 i 16V	88		03.01						
	2.5 dCi (140)	99		07.03	08.06					
	2.5 dCi (150)	107		09.06						
	1.9 dCi (100)	74		03.01	08.06	24.0128-0132.1	428132		305 28,0 24,0 V L +S +B	
	1.9 dCi (80)	60		03.01	08.06					
	2.0 dCi (115)	84		09.08						
	2.0 dCi (120)	84		09.06						
	2.0 dCi (90)	66		09.06						
	2.0 i 16V	88		03.01						
	2.5 dCi (140)	99		07.03	08.06					
	2.5 dCi (150)	107		09.06						
	1.9 dCi (100)	74		03.01	08.06	13.0460-2840.2	602840		23980 16,5 /WE/S	LUC
	1.9 dCi (80)	60		03.01	08.06					
	2.0 dCi (115)	84		09.08						
	2.0 dCi (120)	84		09.06						
	2.0 dCi (90)	66		09.06						
	2.0 i 16V	88		03.01						
	2.5 dCi (140)	99		07.03	08.06					
	2.5 dCi (150)	107		09.06						
	1.9 dCi (100)	74		03.01	08.06	24.0112-0177.2	412177	mit Lager/ mit Sensorring ¹⁾	280 12,0 10,0	
	1.9 dCi (80)	60		03.01	08.06					
	2.0 dCi (115)	84		09.08						
	2.0 dCi (120)	84		09.06						
	2.0 dCi (90)	66		09.06						
	2.0 i 16V	88		03.01						
	2.5 dCi (140)	99		07.03	08.06					
	2.5 dCi (150)	107		09.06						

NISSAN PRIMASTAR (X83) Kasten/Pritsche (02-)

	1.9 dCi (100)	74		07.02	08.06	13.0460-2870.2	602870		23099 18,4 /S	LUC
	1.9 dCi (80)	60		07.02	08.06					
	2.0 dCi (115)	84		09.08						
	2.0 dCi (120)	84		09.06						
	2.0 dCi (90)	66		09.06						
	2.0 i 16V	88		07.02						
	2.5 dCi (140)	99		07.03	08.06					
	2.5 dCi (150)	107		09.06						
	1.9 dCi (100)	74		07.02	08.06	24.0128-0132.1	428132		305 28,0 24,0 V L +S +B	
	1.9 dCi (80)	60		07.02	08.06					
	2.0 dCi (115)	84		09.08						
	2.0 dCi (120)	84		09.06						
	2.0 dCi (90)	66		09.06						
	2.0 i 16V	88		07.02						
	2.5 dCi (140)	99		07.03	08.06					
	2.5 dCi (150)	107		09.06						
	1.9 dCi (100)	74		07.02	08.06	13.0460-2840.2	602840		23980 16,5 /WE/S	LUC
	1.9 dCi (80)	60		07.02	08.06					
	2.0 dCi (115)	84		09.08						
	2.0 dCi (120)	84		09.06						
	2.0 dCi (90)	66		09.06						
	2.0 i 16V	88		07.02						
	2.5 dCi (140)	99		07.03	08.06					
	2.5 dCi (150)	107		09.06						
	1.9 dCi (100)	74		07.02	08.06	24.0112-0177.2	412177	mit Lager/ mit Sensorring ¹⁾	280 12,0 10,0	
	1.9 dCi (80)	60		07.02	08.06					
	2.0 dCi (115)	84		09.08						
	2.0 dCi (120)	84		09.06						
	2.0 dCi (90)	66		09.06						
	2.0 i 16V	88		07.02						
	2.5 dCi (140)	99		07.03	08.06					
	2.5 dCi (150)	107		09.06						

NISSAN PRIMERA (P10E) Limousine (90-96)

	1.6			06.90	01.96 - ABS	13.0460-5949.2	605949		21280 16,0	AKE
	1.6 i			05.93	01.96 - ABS					
	2.0 D			06.90	04.93					
	1.6			05.93	01.96 + ABS	13.0460-5950.2	605950		21546 16,7	LUC
	1.6 i			05.93	01.96 + ABS					
	2.0 D			05.93	01.96					
	2.0 i 16V			06.90	01.96					
	2.0 i 16V 4x4			06.90	06.96					
	1.6			06.90	01.96 - ABS					
1.6 i			05.93	01.96 - ABS						
2.0 D			06.90	04.93						
	1.6			05.93	01.96 + ABS	24.0122-0146.1	422146		257 22,0 20,0 V +B	
	1.6 i			05.93	01.96 + ABS					
	2.0 D			05.93	01.96					
	2.0 i 16V			06.90	01.96					
	2.0 i 16V 4x4			06.90	06.96					

¹⁾ with bearing/ with sensor ring / con supporto/+ anell.sens.ABS / avec palier de secours ABS / con apoyo/+ anillo sensor ABS





NISSAN PRIMERA (P10E) Limousine (90-96)

	1.6 1.6 i 2.0 D 2.0 i 16V 2.0 i 16V 4x4		05.93 05.93 05.93 06.90 06.90	01.96 + ABS 01.96 + ABS 01.96 01.96 06.96	13.0460-5986.2	605986		21545 14,9	LUC
	1.6 1.6 i 2.0 D 2.0 i 16V 2.0 i 16V 4x4		05.93 05.93 05.93 06.90 06.90	01.96 + ABS 01.96 + ABS 01.96 01.96 06.96	24.0110-0215.1	410215		258 10,0 9,0 +B	
	1.6 1.6 i 2.0 D		06.90 05.93 06.90	01.96 - ABS 01.96 - ABS 04.93	03.0137-0276.2 03.0137-9181.2	650276 669181		203 x 39 Einbausatz	
	1.6 1.6 i 2.0 D		06.90 05.93 06.90	01.96 - ABS 01.96 - ABS 04.93	24.0220-3022.1	480158		203/204,5 x 45,5	

























NISSAN PRIMERA (P11E) Limousine (96-02)
















	1.6 i 16V 2.0 i 16V 2.0 i 16V 2.0 TD	85 96 66	06.96 06.96 06.96 06.96	03.98 03.98 03.98 03.98	13.0460-5950.2	605950		21546 16,7	LUC
	1.6 i 16V 1.8 i 16V 2.0 i 16V 2.0 i 16V 2.0 i 16V 2.0 i 16V 2.0 TD	84 85 96 103 110 66	04.98 06.99 04.98 04.98 06.99 04.98	02.02 02.02 02.02 02.02 02.02 02.02	13.0460-5807.2 13.0460-0148.2	605807 610148		23463 16,6 + Einbausatz	LUC LUC
	2.0 i 16V 2.0 i 16V	103 110	06.99 06.96	02.02 02.02	13.0460-5727.2	605727		23160 17,3 +	ATE
	1.6 i 16V 2.0 i 16V 2.0 i 16V 2.0 TD	85 96 66	06.96 06.96 06.96 06.96	05.99 05.99 05.99 05.99	24.0122-0146.1	422146		257 22,0 20,0 V +B	
	1.6 i 16V 1.8 i 16V 2.0 i 16V 2.0 i 16V 2.0 i 16V 2.0 i 16V 2.0 TD	84 85 96 103 110 66	06.99 06.99 06.99 06.99 06.96 06.99	02.02 02.02 02.02 02.02 02.02 02.02	24.0122-0179.1	422179		280 22,0 20,0 V +B	
	1.8 i 16V 2.0 i 16V 2.0 i 16V 2.0 i 16V 2.0 i 16V	84 85 96 103 110	06.99 06.96 06.96 06.99 06.96	02.02 + ABS 02.02 02.02 02.02 02.02	13.0460-5986.2	605986		21545 14,9	LUC
	2.0 i 16V 2.0 i 16V 2.0 i 16V 2.0 i 16V	85 96 103 110	06.96 06.96 06.99 06.96	05.99 05.99 02.02 05.99	24.0110-0215.1	410215		258 10,0 9,0 +B	
	1.8 i 16V 2.0 i 16V 2.0 i 16V 2.0 i 16V 2.0 i 16V	84 85 96 103 110	06.99 06.99 06.99 06.99 06.99	02.02 + ABS 02.02 02.02 02.02 02.02	24.0110-0310.1	410310		278 10,0 9,0 +B	
	1.6 i 16V 2.0 TD	66	06.96 06.96	02.02 02.02	03.0137-0351.2 03.0137-9228.2	650351 669228		229 x 42 HEB Einbausatz	BDX BDX
	1.6 i 16V 2.0 TD	66	06.96 06.96	02.02 02.02	03.0520-7520.3	697520		20,64/230x42 TopKit	BDX

NISSAN PRIMERA (P12E) Limousine (02-08)

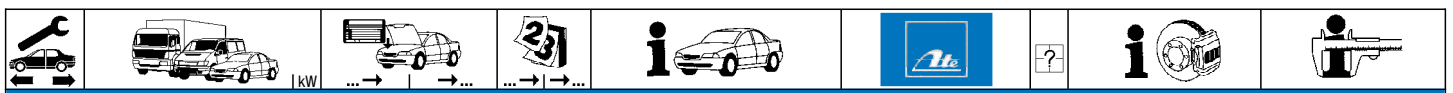
	1.6 1.6 1.8 1.9 dCi 2.0 2.2 dCi 2.2 Di 2.5	78 80 85 88 103 102 93 125	03.02 03.02 03.02 04.03 03.02 04.03 03.02 03.02	10.08 04.06 10.08 10.07 10.08 10.07 04.03 04.06	13.0460-5825.2 13.0460-0282.2	605825 610282		23094 16,5 +/WK/Zub/S Einbausatz	LUC LUC
	1.6 1.6 1.8 1.9 dCi 2.0 2.2 dCi 2.2 Di 2.5	78 80 85 88 103 102 93 125	03.02 03.02 03.02 04.03 03.02 04.03 03.02 03.02	10.08 04.06 10.08 10.07 10.08 10.07 04.03 04.06	24.0128-0140.1	428140		280 28,0 26,0 V +B	
	1.6 1.6 1.8 1.9 dCi 2.0	78 80 85 88 103	03.02 03.02 03.02 04.03 03.02	10.08 04.06 10.08 10.07 10.08	13.0460-7137.2 13.0470-7137.2	607137 LD7137		23482 15,8 + 23482 15,8 +	ATE ATE



								
NISSAN PRIMERA (P12E) Limousine (02-08)								
	2.2 dCi 2.2 Di 2.5	102 93 125	04.03 03.02 03.02	10.07 04.03 04.06	13.0460-7137.2 13.0470-7137.2	607137 LD7137		23482 15,8 + 23482 15,8 + ATE ATE
	1.6 1.6 1.8 1.9 dCi 2.0 2.2 dCi 2.2 Di 2.5	78 80 85 88 103 102 93 125	03.02 03.02 03.02 04.03 03.02 04.03 03.02 03.02	10.08 04.06 10.08 10.07 10.08 10.07 04.03 04.06	24.0110-0285.1	410285		278 10,0 9,0 +B
NISSAN PRIMERA (W10) Kombi (90-98)								
	1.6 2.0 D 2.0 i		07.90 07.90 07.90	03.98 12.95 12.95	13.0460-5933.2	605933		21725 16,8 +/WK AKE
	1.6 2.0 D 2.0 i		07.90 07.90 07.90	03.98 12.95 12.95	24.0122-0146.1	422146		257 22,0 20,0 V +B
	1.6 2.0 D 2.0 i		07.90 07.90 07.90	03.98 + ABS 12.95 + ABS 12.95	13.0460-5983.2	605983		21713 16,5
	1.6 2.0 D 2.0 i		07.90 07.90 07.90	03.98 + ABS 12.95 + ABS 12.95	24.0109-0129.1	409129		258 9,0 8,0
	1.6 2.0 D		07.90 07.90	03.98 - ABS 12.95 - ABS	03.0137-0210.2 03.0137-9112.2	650210 669112		229 x 41 Einbausatz
NISSAN PRIMERA (W11) Kombi (98-02)								
	1.6 i 16V 1.6 i 16V 1.8 i 16V 2.0 i 16V 2.0 i 16V 2.0 TD	66 73 84 85 96 66	04.98 04.98 08.99 04.98 04.98 04.98	02.02 02.02 02.02 06.99 06.99 02.02	13.0460-5807.2 13.0460-0148.2	605807 610148		23463 16,6 + Einbausatz LUC LUC
	2.0 i 16V 2.0 i 16V 2.0 i 16V	85 96 103	07.99 07.99 08.99	02.02 02.02 02.02	13.0460-5727.2	605727		23160 17,3 + ATE
	1.6 i 16V 1.6 i 16V 1.8 i 16V 2.0 i 16V 2.0 i 16V 2.0 i 16V 2.0 TD	66 73 84 85 96 103 66	04.98 04.98 08.99 04.98 04.98 08.99 04.98	02.02 02.02 02.02 02.02 02.02 02.02 02.02	24.0122-0179.1	422179		280 22,0 20,0 V +B
	1.6 i 16V 1.6 i 16V 1.8 i 16V 2.0 i 16V 2.0 i 16V 2.0 i 16V 2.0 TD	66 73 84 85 96 103 66	04.98 04.98 08.99 04.98 04.98 08.99 04.98	02.02 02.02 02.02 02.02 02.02 02.02 02.02	13.0460-5986.2	605986		21545 14,9 LUC
	1.6 i 16V 1.6 i 16V 1.8 i 16V 2.0 i 16V 2.0 i 16V 2.0 i 16V 2.0 TD	66 73 84 85 96 103 66	04.98 04.98 08.99 04.98 04.98 08.99 04.98	03.01 03.01 03.01 03.01 03.01 03.01 03.01	24.0110-0310.1	410310		278 10,0 9,0 +B
	1.6 i 16V 1.6 i 16V 1.8 i 16V 2.0 i 16V 2.0 i 16V 2.0 i 16V 2.0 TD	66 73 84 85 96 103 66	04.01 04.01 04.01 04.01 04.01 04.01 04.01	02.02 02.02 02.02 02.02 02.02 02.02 02.02	24.0110-0215.1	410215		258 10,0 9,0 +B
NISSAN PRIMERA (W12) Kombi (02-08)								
	1.6 1.6 1.8 1.9 dCi 2.0 2.2 dCi 2.2 Di 2.5	78 80 85 88 103 102 93 125	03.02 03.02 03.02 04.03 03.02 04.03 03.02 03.02	10.08 04.06 10.08 10.07 10.08 10.07 04.03 04.06	13.0460-5825.2 13.0460-0282.2	605825 610282		23094 16,5 +/WK/Zub/S Einbausatz LUC
	1.6 1.6 1.8 1.9 dCi 2.0 2.2 dCi 2.2 Di 2.5	78 80 85 88 103 102 93 125	03.02 03.02 03.02 04.03 03.02 04.03 03.02 03.02	10.08 04.06 10.08 10.07 10.08 10.07 04.03 04.06	24.0128-0140.1	428140		280 28,0 26,0 V +B

										
NISSAN PRIMERA (W12) Kombi (02-08)										
	1.6	78		03.02	10.08		13.0460-7137.2	607137	23482 15,8 +	ATE
	1.6	80		03.02	04.06		13.0470-7137.2	LD7137	23482 15,8 +	ATE
	1.8	85		03.02	10.08					
	1.9 dCi	88		04.03	10.07					
	2.0	103		03.02	10.08					
	2.2 dCi	102		04.03	10.07					
	2.2 Di	93		03.02	04.03					
	2.5	125		03.02	04.06					
	1.6	78		03.02	10.08		24.0110-0285.1	410285	278 10,0 9,0 +B	
	1.6	80		03.02	04.06					
	1.8	85		03.02	10.08					
	1.9 dCi	88		04.03	10.07					
	2.0	103		03.02	10.08					
	2.2 dCi	102		04.03	10.07					
	2.2 Di	93		03.02	04.03					
	2.5	125		03.02	04.06					
NISSAN QASHQAI / QASHQAI +2 (J10, JJ10) (07-)										
	1.5 dCi	76		07.08			13.0460-5752.2	605752	24632 17,0	
	1.5 dCi	78		02.07			13.0470-5752.2	LD5752	24632 17,0	
	1.5 dCi	81		11.10						
	1.6 dCi	96		10.11						
	1.6 dCi Allrad	96		10.11						
	1.6 i 16V	84		02.07						
	1.6 i 16V	86		11.10						
	2.0 dCi	110		02.07						
	2.0 dCi Allrad	110		02.07						
	2.0 i 16V	103		02.07						
	2.0 i 16V	104		11.10						
	2.0 i 16V Allrad	103		02.07						
	2.0 i 16V Allrad	104		11.10						
	1.5 dCi	76		07.08			24.0126-0154.1	426154	296 26,0 24,0 V +B	
	1.5 dCi	78		02.07						
	1.5 dCi	81		11.10						
	1.6 dCi	96		10.11						
	1.6 dCi Allrad	96		10.11						
	1.6 i 16V	84		02.07						
	1.6 i 16V	86		11.10						
	2.0 dCi	110		02.07						
	2.0 dCi Allrad	110		02.07						
	2.0 i 16V	103		02.07						
	2.0 i 16V	104		11.10						
	2.0 i 16V Allrad	103		02.07						
	2.0 i 16V Allrad	104		11.10						
	1.6 dCi	96		07.11			24.0128-0242.1	428242	320 28,0 26,0 V +B	
	1.6 dCi Allrad	96		07.11						
	2.0 dCi	110		08.08						
	2.0 dCi Allrad	110		08.08						
	2.0 i 16V Allrad	104		08.08						
	1.5 dCi	76		07.08			13.0460-5843.2	605843	23871 14,3 +/-WK	AKE
	1.5 dCi	78		02.07						
	1.5 dCi	81		11.10						
	1.6 dCi	96		10.11						
	1.6 dCi Allrad	96		10.11						
	1.6 i 16V	84		02.07						
	1.6 i 16V	86		11.10						
	2.0 dCi	110		02.07						
	2.0 dCi Allrad	110		02.07						
	2.0 i 16V	103		02.07						
	2.0 i 16V	104		11.10						
	2.0 i 16V Allrad	103		02.07						
	2.0 i 16V Allrad	104		11.10						
	1.5 dCi	76		07.08			24.0109-0157.1	409157	292 9,0 8,0 +B	
	1.5 dCi	78		02.07						
	1.5 dCi	81		11.10						
	1.6 dCi	96		10.11						
	1.6 dCi Allrad	96		10.11						
	1.6 i 16V	84		02.07						
	1.6 i 16V	86		11.10						
	2.0 dCi	110		02.07						
	2.0 dCi Allrad	110		02.07						
	2.0 i 16V	103		02.07						
	2.0 i 16V	104		11.10						
	2.0 i 16V Allrad	103		02.07						
	2.0 i 16V Allrad	104		11.10						
	1.5 dCi	76		08.08	01.10		24.0116-0119.1	416119	292 16,0 14,0 V +B	
	1.5 dCi	78		08.08	01.10					
	1.5 dCi	81		02.10						
	1.6 dCi	96		07.11						
	1.6 dCi Allrad	96		07.11						
	1.6 i 16V	84		08.08						
	1.6 i 16V	86		02.10						
	2.0 dCi	110		08.08						
	2.0 dCi Allrad	110		08.08						
	2.0 i 16V	104		08.08						
	2.0 i 16V Allrad	104		08.08						

¹⁾ long version / versione lunga / version longue / versión larga



NISSAN QASHQAI / QASHQAI +2 (J10, JJ10) (07-)

	1.5 dCi	76			07.08			03.0137-3012.2	653012			172 x 32
	1.5 dCi	78			02.07							
	1.5 dCi	81			11.10							
	1.6 dCi	96			10.11							
	1.6 dCi Allrad	96			10.11							
	1.6 i 16V	84			02.07							
	1.6 i 16V	86			11.10							
	2.0 dCi	110			02.07							
	2.0 dCi Allrad	110			02.07							
	2.0 i 16V	103			02.07							
	2.0 i 16V	104			11.10							
	2.0 i 16V Allrad	103			02.07							
	2.0 i 16V Allrad	104			11.10							

NISSAN SERENA/VANETTE CARGO (C23M/963) (92-01)

	1.6 i 16V	71			07.92	11.01	+ 1-Kolbensattel ¹⁾	13.0460-5881.2	605881			21099 17,0
	2.0 D	49			07.92	08.94	+ 1-Kolbensattel ¹⁾	13.0460-0322.2	610322			Einbausatz
	2.3 D	55			09.94	11.01	+ 1-Kolbensattel ¹⁾					AKE
	1.6 i 16V	71			07.92	11.01	+ 2-Kolbensattel ²⁾	13.0460-5959.2	605959			21481 15,5
	2.0 D	49			07.92	08.94	+ 2-Kolbensattel ²⁾					LUC
	2.0 i 16V	93			07.92	11.01						
	2.3 D	55			09.94	11.01	+ 2-Kolbensattel ²⁾					
	1.6 i 16V	71			07.92	11.01	+ 1-Kolbensattel ¹⁾	24.0122-0193.1	422193			250 22,0 20,0 V
	2.0 D	49			07.92	08.94	+ 1-Kolbensattel ¹⁾					
	2.3 D	55			09.94	11.01	+ 1-Kolbensattel ¹⁾					
	1.6 i 16V	71			07.92	11.01	+ 2-Kolbensattel ²⁾	24.0126-0108.1	426108			257 26,0 24,0 V +B
	2.0 D	49			07.92	08.94	+ 2-Kolbensattel ²⁾					
	2.0 i 16V	93			07.92	11.01						
	2.3 D	55			09.94	11.01	+ 2-Kolbensattel ²⁾					
	1.6 i 16V	71			07.92	09.95	- Hochdach ³⁾	03.0137-0269.2	650269			254 x 57 HEB
	2.0 D	49			07.92	08.94		03.0137-9169.2	669169			Einbausatz
	2.0 i 16V	93			07.92	09.95						
	2.3 D	55			09.94	09.95	- Hochdach ³⁾					
	1.6 i 16V	71			10.95	05.96	- Hochdach ³⁾	03.0137-9169.2	669169			Einbausatz
	2.0 i 16V	93			10.95	05.96						
	2.3 D	55			10.95	05.96	- Hochdach ³⁾					
	1.6 i 16V	71			06.96	11.01	- Hochdach ³⁾	03.0137-0361.2	650361			254 x 57 HEB
	2.0 i 16V	93			06.96	11.01		03.0137-9169.2	669169			Einbausatz
	2.3 D	55			06.96	11.01	- Hochdach ³⁾					
	1.6 i 16V	71			12.94	05.96	+ Hochdach ⁴⁾	03.0137-0376.2	650376			254 x 58 HEB
	2.3 D	55			12.94	05.96	+ Hochdach ⁴⁾	03.0137-9169.2	669169			Einbausatz
	1.6 i 16V	71			06.96	11.01	+ Hochdach ⁴⁾	03.0137-9169.2	669169			Einbausatz
	2.3 D	55			06.96	11.01	+ Hochdach ⁴⁾					
	1.6 i 16V	71			07.92	11.01		24.0225-4012.1	480153			254/255,5 x 67
	2.0 D	49			07.92	08.94						
	2.0 i 16V	93			07.92	11.01						
	2.3 D	55			09.94	11.01						

NISSAN SUNNY (N14) Limousine (90-95)

	1.4				10.90	05.95		13.0460-5941.2	605941			21659 16,4 +/-WK
	1.6 16V				10.90	05.95		13.0460-0336.2	610336			Einbausatz
	1.6 16V 4x4				10.90	05.95						SUM
	2.0 D				10.90	05.95						SUM
	2.0 16V GTI				10.90	05.95		13.0460-0294.2	610294			Einbausatz
	2.0 GTI R 4x4				10.90	05.95						
	1.4				10.90	05.95		24.0118-0107.1	418107			240 18,0 16,0 V +B
	1.6 16V				10.90	05.95						
	1.6 16V 4x4				10.90	05.95						
	2.0 D				10.90	05.95						
	2.0 16V GTI				10.90	05.95		24.0126-0112.1	426112			257 26,0 24,0 V
	2.0 GTI R 4x4				10.90	05.95						
	1.4				10.90	05.95	+ ABS	13.0460-5984.2	605984			21734 16,0
	1.6 16V				10.90	05.95	+ ABS	13.0460-0295.2	610295			Einbausatz
	1.6 16V 4x4				10.90	05.95	+ ABS					
	2.0 D				10.90	05.95	+ ABS					
	2.0 16V GTI				10.90	05.95		13.0460-5983.2	605983			21713 16,5
	2.0 GTI R 4x4				10.90	05.95		13.0460-0295.2	610295			Einbausatz
	1.4				10.90	05.95	+ ABS	24.0107-0108.1	407108			234 7,0 6,0
	1.6 16V				10.90	05.95	+ ABS					
	1.6 16V 4x4				10.90	05.95	+ ABS					
	2.0 D				10.90	05.95	+ ABS					
	1.4				10.90	05.95	- ABS	03.0137-0265.2	650265			180 x 31
	1.6 16V				10.90	05.95	- ABS	03.0137-9165.2	669165			Einbausatz
	2.0 D				10.90	05.95	- ABS					
	1.6 16V 4x4				10.90	05.95	- ABS	03.0137-0210.2	650210			229 x 41
					10.90	05.95	- ABS	03.0137-9112.2	669112			Einbausatz
	1.4				10.90	05.95	- ABS	24.0218-0025.1	480082			180/181 x 37,5
	1.6 16V				10.90	05.95	- ABS					
	2.0 D				10.90	05.95	- ABS					
	1.6 16V 4x4				10.90	05.95	- ABS	24.0222-8021.1	480092			229/230 x 54,5





























¹⁾ + 1 piston caliper / + pinza freno a 1 pistone / + étrier à 1 piston / + mordaza de freno

















²⁾ + 2 piston caliper / + pinza freno a 2 pistoni / + étrier à 2 pistons / + pinza de dos pistones

³⁾ - high roof / - tetto rialzato / - toit surélevé / - techo sobrealzado

⁴⁾ + high roof / + tetto rialzato / + toit surélevé / + techo sobrealzado



								
NISSAN SUNNY (Y10) Kombi (90-00)								
	1.6 16V 1.6 16V 4x4 1.7 D 2.0 D			11.90 11.90 11.90 11.90	03.00 03.00 03.00 03.00	13.0460-5808.2	605808	21716 16,0 +/WK
	1.6 16V 1.6 16V 4x4 1.7 D 2.0 D			11.90 11.90 11.90 11.90	03.00 03.00 03.00 03.00	24.0118-0107.1	418107	240 18,0 16,0 V +B
	1.6 16V 1.6 16V 4x4 1.7 D 2.0 D			11.90 11.90 11.90 11.90	03.00 03.00 03.00 03.00	03.0137-0210.2 03.0137-9112.2	650210 669112	229 x 41 Einbausatz
	1.6 16V 1.6 16V 4x4 1.7 D 2.0 D			11.90 11.90 11.90 11.90	06.95 06.95 06.95 06.95	24.0222-8021.1	480092	229/230 x 54,5
NISSAN TEANA (J31) (03-08)								
	2.0 i 16V 2.3 i V6 3.5 i V6	103 127 170		10.03 10.03 10.03	06.08 - ⊕ 06.08 - ⊕ 06.08 - ⊕	13.0460-5716.2	605716	21561 17,0 +/WK/Zub
	2.0 i 16V 2.3 i V6 3.5 i V6	103 127 170		10.03 10.03 10.03	06.08 - ⊕ 06.08 - ⊕ 06.08 - ⊕	13.0460-5843.2	605843	23871 14,3 +/WK AKE
NISSAN TEANA (J32) (08-)								
	2.3 2.5 V6 3.5 V6	127 134 183		07.08 07.08 07.08	06.10 - ⊕ 06.10 - ⊕ 06.10 - ⊕	13.0460-5843.2	605843	23871 14,3 +/WK AKE
NISSAN TERRANO I (WD21) (87-97)								
	2.4 i 4WD 2.7 TD 4WD 3.0 i V6 4WD	76 73 109		08.87 08.87 01.90	10.93 10.93 09.97	13.0460-5957.2 13.0460-0289.2	605957 610289	21347 17,0 +/WK AKE Einbausatz
	2.4 i 4WD 2.7 TD 4WD 3.0 i V6 4WD	76 73 109		08.87 08.87 01.90	10.93 10.93 09.97	24.0126-0109.1	426109	277 26,0 24,0 V
	2.4 i 4WD 2.7 TD 4WD	76 73		08.87 08.87	10.93 10.93	03.0137-0310.2 03.0137-9273.2	650310 669273	260 x 52 Einbausatz
	2.4 i 4WD 2.7 TD 4WD	76 73		08.87 08.87	10.93 10.93	24.0226-0002.1	480115	260/261,5 x 63,5
NISSAN TERRANO II (R20) (93-06)								
	2.4 i 4WD 2.4 i 4WD 2.7 TD 4WD 2.7 TDi 4WD 3.0 Di 4WD	87 91 74 92 113		05.96 02.93 02.93 05.96 05.02	11.05 04.96 01.02 11.05 04.06	13.0460-5959.2	605959	21481 15,5 LUC
	2.4 i 4WD 2.4 i 4WD 2.7 TD 4WD 2.7 TDi 4WD 3.0 Di 4WD	87 91 74 92 113		05.96 02.93 02.93 05.96 05.02	11.05 04.96 01.02 11.05 04.06	24.0126-0109.1	426109	277 26,0 24,0 V
	2.4 i 4WD 2.4 i 4WD 2.7 TD 4WD 2.7 TDi 4WD	87 91 74 92		05.96 02.93 02.93 05.96	09.99 04.96 09.99 09.99	03.0137-0376.2 03.0137-9169.2	650376 669169	254 x 58 HEB Einbausatz
	2.4 i 4WD 2.4 i 4WD 2.7 TD 4WD 2.7 TDi 4WD	87 91 74 92		10.99 10.99 10.99 05.02	11.05 01.02 11.05 04.06	03.0137-0469.2 03.0137-9268.2	650469 669268	280 x 65 HEB Einbausatz
	2.4 i 4WD 2.4 i 4WD 2.7 TD 4WD 2.7 TDi 4WD	87 91 74 92		05.96 02.93 02.93 05.96	09.99 04.96 09.99 09.99	24.0225-4014.1	480155	254/255,5 x 65
NISSAN TIIDA Schragheck (C11X) (07-)								
	1.5 dCi 1.6 i 16V 1.8 i 16V 1.8 i 16V Flex	78 81 93 92		09.07 09.07 09.07 05.09		13.0460-5716.2	605716	21561 17,0 +/WK/Zub
	1.5 dCi 1.6 i 16V 1.8 i 16V 1.8 i 16V Flex	78 81 93 92		09.07 09.07 09.07 05.09		24.0124-0238.1	424238	280 24,0 22,0 V +B
	1.5 dCi 1.6 i 16V 1.8 i 16V 1.8 i 16V Flex	78 81 93 92		09.07 09.07 09.07 05.09	05.10 05.10 05.10 05.10	13.0460-5843.2	605843	23871 14,3 +/WK AKE

NISSAN TIIDA Stufenheck (SC11X) (07-)				
	1.5 dCi 78 1.6 i 16V 81 1.8 i 16V 78 1.8 i 16V 93 1.8 i 16V 95 1.8 i 16V Flex 92	09.07 09.07 01.07 09.07 01.07 07.10	13.0460-5716.2 605716	21561 17,0 +/WK/Zub
	1.5 dCi 78 1.6 i 16V 81 1.8 i 16V 78 1.8 i 16V 93 1.8 i 16V 95 1.8 i 16V Flex 92	09.07 09.07 01.07 09.07 01.07 07.10	24.0124-0238.1 424238	280 24,0 22,0 V +B
	1.5 dCi 78 1.6 i 16V 81 1.8 i 16V 78 1.8 i 16V 93 1.8 i 16V 95	09.07 05.10 09.07 05.10 01.07 05.10 09.07 05.10 01.07 05.10	13.0460-5843.2 605843	23871 14,3 +/WK AKE
NISSAN URVAN (E24) (87-97)				
	2.0 2.3 TD 2.4 2.5 TD	02.87 05.97 02.87 12.88 05.89 05.97 01.89 05.97	13.0460-5957.2 605957	21347 17,0 +/WK AKE
	2.0 2.3 TD 2.4 2.5 TD	02.87 05.97 02.87 12.88 05.89 05.97 01.89 05.97	03.0137-0310.2 650310 03.0137-9273.2 669273	260 x 52 Einbausatz
	2.0 2.3 TD 2.4 2.5 TD	02.87 05.97 02.87 12.88 05.89 05.97 01.89 05.97	24.0226-0002.1 480115	260/261,5 x 63,5
NISSAN VANETTE (C220) (87-95)				
	1.5 2.0 D	04.87 01.95 04.87 01.95	13.0460-5937.2 605937 13.0460-0322.2 610322	21119 17,0 +/WK AKE Einbausatz AKE
	1.5 2.0 D	04.87 01.95 04.87 01.95	24.0122-0167.1 422167	250 22,0 20,0 V
	1.5 2.0 D	04.87 01.95 04.87 01.95	03.0137-0189.2 650189 03.0137-9109.2 669109	229 x 41 Einbausatz
NISSAN VANETTE Bus (GC22) (86-95)				
	2.0 2.0 D 2.4 i	10.86 05.87 10.86 05.87 10.86 05.87	13.0460-5957.2 605957	21347 17,0 +/WK AKE
	2.0 2.0 D 2.4 i	10.86 12.95 10.86 12.95 10.86 12.95	03.0137-0310.2 650310 03.0137-9273.2 669273	260 x 52 Einbausatz
NISSAN VANETTE Kasten (GC22) (87-95)				
	1.5 2.0 D	07.87 01.95 07.87 01.95	13.0460-5937.2 605937 13.0460-0322.2 610322	21119 17,0 +/WK AKE Einbausatz AKE
	1.5 2.0 D	07.87 01.95 07.87 01.95	24.0122-0167.1 422167	250 22,0 20,0 V
	1.5 2.0 D 1.5 2.0 D	07.87 01.95 - Fenster 1) 07.87 01.95 - Fenster 1) 07.87 01.95 + Fenster 2) 07.87 01.95 + Fenster 2)	03.0137-0210.2 650210 03.0137-9112.2 669112 03.0137-0310.2 650310 03.0137-9273.2 669273	229 x 41 Einbausatz 260 x 52 Einbausatz
NISSAN X-TRAIL (T30) (01-07)				
	2.0 i 16V 103 2.0 i 16V 110 2.0 i 16V 4x4 103 2.0 i 16V 4x4 110 2.2 DCi 84 2.2 dCi 100 2.2 dCi 4x4 100 2.2 DCi FWD 84 2.2 Di 4x4 84 2.5 i 16V 4x4 121 2.5 i 16V 4x4 132 2.5 i 16V 4x4 134 2.5 i 16V FWD 131	07.01 02.07 09.01 02.07 07.01 02.07 09.01 02.07 10.04 02.07 12.03 02.07 12.03 02.07 07.01 09.03 07.01 09.03 01.03 02.07 11.02 02.07 09.01 02.07 11.02 02.07	13.0460-5842.2 605842 13.0460-0340.2 610340	23420 16,5 Einbausatz
	2.0 i 16V 103 2.0 i 16V 110 2.0 i 16V 4x4 103 2.0 i 16V 4x4 110 2.2 DCi 84 2.2 dCi 100 2.2 dCi 4x4 100 2.2 DCi FWD 84	07.01 02.07 09.01 02.07 07.01 02.07 09.01 02.07 10.04 02.07 12.03 02.07 12.03 02.07 07.01 09.03	24.0128-0140.1 428140	280 28,0 26,0 V +B

1) - window / - finestrino / - fenêtre / - ventana
2) + window / + finestrino / + fenêtre / + ventana


















NISSAN X-TRAIL (T30) (01-07)

	2.2 Di 4x4 84 2.5 i 16V 4x4 121 2.5 i 16V 4x4 132 2.5 i 16V 4x4 134 2.5 i 16V FWD 131			07.01 09.03 01.03 02.07 11.02 02.07 09.01 02.07 11.02 02.07		24.0128-0140.1 428140			280 28,0 26,0 V +B
	2.0 i 16V 103 2.0 i 16V 110 2.0 i 16V 4x4 103 2.0 i 16V 4x4 110 2.2 DCi 84 2.2 dCi 100 2.2 dCi 4x4 100 2.2 DCi FWD 84 2.2 Di 4x4 84 2.5 i 16V 4x4 121 2.5 i 16V 4x4 132 2.5 i 16V 4x4 134 2.5 i 16V FWD 131			07.01 02.07 09.01 02.07 07.01 02.07 09.01 02.07 10.04 02.07 12.03 02.07 12.03 02.07 07.01 09.03 07.01 09.03 01.03 02.07 11.02 02.07 09.01 02.07 11.02 02.07		13.0460-5843.2 605843 13.0460-0341.2 610341			23871 14,3 +/WK AKE Einbausatz
	2.0 i 16V 103 2.0 i 16V 110 2.0 i 16V 4x4 103 2.0 i 16V 4x4 110 2.2 DCi 84 2.2 dCi 100 2.2 dCi 4x4 100 2.2 DCi FWD 84 2.2 Di 4x4 84 2.5 i 16V 4x4 121 2.5 i 16V 4x4 132 2.5 i 16V 4x4 134 2.5 i 16V FWD 131			07.01 02.07 09.01 02.07 07.01 02.07 09.01 02.07 10.04 02.07 12.03 02.07 12.03 02.07 07.01 09.03 07.01 09.03 01.03 02.07 11.02 02.07 09.01 02.07 11.02 02.07		24.0116-0119.1 416119			292 16,0 14,0 V +B
	2.0 i 16V 103 2.0 i 16V 110 2.0 i 16V 4x4 103 2.0 i 16V 4x4 110 2.2 DCi 84 2.2 dCi 100 2.2 dCi 4x4 100 2.2 DCi FWD 84 2.2 Di 4x4 84 2.5 i 16V 4x4 121 2.5 i 16V 4x4 132 2.5 i 16V 4x4 134 2.5 i 16V FWD 131			07.01 02.07 09.01 02.07 07.01 02.07 09.01 02.07 10.04 02.07 12.03 02.07 12.03 02.07 07.01 09.03 07.01 09.03 01.03 02.07 11.02 02.07 09.01 02.07 11.02 02.07		03.0137-0460.2 650460 03.0137-9293.2 669293			172 x 22 Einbausatz

NISSAN X-TRAIL (T31) (07-)

	2.0 103 2.0 104 2.0 dCi 110 2.0 dCi 127 2.0 dCi FWD 110 2.0 FWD 103 2.0 FWD 104 2.5 124			06.08 03.10 06.07 03.10 06.07 03.10 06.07 03.10 06.07 03.10 06.08 03.10 03.07 03.10 06.07 03.10		13.0460-5752.2 605752 13.0470-5752.2 LD5752			24632 17,0 24632 17,0
	2.0 103 2.0 104 2.0 dCi 110 2.0 dCi 127 2.0 dCi 4x4 130 2.0 dCi FWD 110 2.0 FWD 103 2.0 FWD 104 2.5 124			06.08 12.10 06.07 12.10 06.07 12.10 06.07 12.10 10.09 12.10 06.07 12.10 06.08 12.10 03.07 12.10 06.07 12.10		24.0126-0154.1 426154			296 26,0 24,0 V +B
	2.0 103 2.0 104 2.0 dCi 110 2.0 dCi 127 2.0 dCi 4x4 130 2.0 dCi FWD 110 2.0 FWD 103 2.0 FWD 104 2.5 124 2.5 4x4 122			06.08 06.07 06.07 06.07 10.09 06.07 06.08 03.07 06.07 01.12		13.0460-5843.2 605843			23871 14,3 +/WK AKE Einbausatz
	2.0 103 2.0 104 2.0 dCi 110 2.0 dCi 127 2.0 dCi 4x4 130 2.0 dCi FWD 110 2.0 FWD 103 2.0 FWD 104 2.5 124 2.5 4x4 122			06.08 06.07 06.07 06.07 10.09 06.07 06.08 03.07 06.07 01.12		24.0116-0119.1 416119			292 16,0 14,0 V +B





















NISSAN X-TRAIL (T31) (07-)		OPEL ADAM / Vauxhall Adam (13-)		OPEL AGILA / Vauxhall Agila Mk I (00-07)		OPEL AGILA / Vauxhall Agila Mk II (08-)	
	2.0 2.0 2.0 dCi 2.0 dCi 2.0 dCi 4x4 2.0 dCi FWD 2.0 FWD 2.0 FWD 2.5 2.5 4x4	103 104 110 127 130 110 103 104 124 122	06.08 06.07 06.07 06.07 10.09 06.07 06.08 03.07 06.07 01.12			03.0137-3012.2 653012	172 x 32
	1.0 1.2 1.2 ecoFLEX 1.4 ecoFLEX 1.4 ecoFLEX 1.4 LPG	50 69 51 64 74 64	07.13 07.13 01.13 01.13 01.13 07.13			13.0460-3839.2 13.0470-3839.2 603839 LD3839	23982 18,1 +/WK/Zub/SBOS 23982 18,1 +/WK/Zub/SBOS
	1.0 1.2 1.2 ecoFLEX 1.4 ecoFLEX 1.4 ecoFLEX 1.4 LPG	50 69 51 64 74 64	07.13 07.13 01.13 01.13 01.13 07.13			24.0122-0231.1 422231	257 22,0 20,0 V +S +B
	1.0 1.2 1.2 ecoFLEX 1.4 ecoFLEX 1.4 ecoFLEX 1.4 LPG	50 69 51 64 74 64	07.13 07.13 01.13 01.13 01.13 07.13			03.0137-0479.2 03.0137-0478.2 650479 650478	8" Bremse ¹⁾ 9" Bremse ²⁾ 203 x 38 HEB 228 x 42 HEB AP AP
	1.0 1.0 12V 1.2 16V 1.2 16V Twinport 1.3 CDTI	44 43 55 59 51	08.03 07.07 09.00 07.07 07.04 07.07 08.03 07.07			13.0460-3995.2 603995	23605 15,7 +/WK/Zub/SBOS
	1.0 1.0 12V 1.2 16V 1.2 16V Twinport 1.3 CDTI	44 43 55 59 51	08.03 09.00 09.00 07.04 08.03	3G002367 3G002367 3G002367 3G002367 3G002367		24.0112-0153.1 412153	247 12,0 10,5 +B
	1.0 1.0 12V 1.2 16V 1.2 16V Twinport 1.3 CDTI	44 43 55 59 51	07.07 07.07 07.07 07.07 07.07	3G002368 3G002368 3G002368 3G002368 3G002368		24.0117-0106.1 417106	253 17,0 15,0 V +B
	1.0 12V 1.2 16V	43 55	09.00 09.00	2G999999 2G999999		03.0137-0399.2 03.0137-9286.2 650399 669286	180 x 26 HEB Einbausatz
	1.0 1.0 12V 1.2 16V 1.2 16V Twinport 1.3 CDTI	44 43 55 59 51	08.03 07.07 07.07 07.07 08.03 07.07	3G0000001 3G0000001 3G0000001		03.0137-0465.2 03.0137-9300.2 650465 669300	200 x 29 HEB Einbausatz
	1.0 12V 1.2 16V	43 55	09.00 09.00	2G999999 2G999999		24.0218-0039.1 480160	ohne Sensorring ³⁾ 180/182 x 34,5
	1.0 1.0 12V 1.2 16V 1.2 16V Twinport 1.3 CDTI	44 43 55 59 51	08.03 07.07 07.07 07.07 08.03 07.07	3G0000001 3G0000001		24.0220-0045.1 480189	ohne Sensorring ³⁾ 200/202 x 38
	1.0 12V 1.2 16V	43 55	09.00 09.00	2G999999 2G999999		03.0520-1315.3 691315	15,87/180x26 TopKit
	1.0 1.0 12V 1.2 16V 1.3 CDTI	44 43 55 51	08.03 07.07 07.07 07.07 08.03 07.07	3G0000001 3G0000001		03.0520-1415.3 691415	15,87/200x29 TopKit
	1.0 1.0 1.2 1.2 1.3 CDTI	48 50 63 69 55	01.08 07.11 01.08 11.10 01.08			13.0460-5700.2 605700	23973 17,0 +/WK/S LUC
	1.0 1.0 1.2 1.2 1.3 CDTI	48 50 63 69 55	01.08 07.11 01.08 11.10 01.08			24.0120-0211.1 420211	252 20,0 18,0 V +S +B
	1.0 1.0 1.2 1.2 1.3 CDTI	48 50 63 69 55	01.08 07.11 01.08 11.10 01.08			03.0137-0466.2 03.0137-9287.2 650466 669287	200 x 32 HEB Einbausatz BOS BOS


























¹⁾ 8" brake / servofreno da 8" / frein de 8" / freno de 8"

²⁾ 9" brake / servofreno da 9" / frein de 9" / freno de 9"

³⁾ without sensor ring / senza sensori / sans secours ABS / sin anillo sensor ABS

								
OPEL AGILA / Vauxhall Agila Mk II (08-)								
	1.0	48	01.08		03.0520-6919.3	696919		19,05/200x32 TopKit BOS
	1.0	50	07.11					
	1.2	63	01.08					
	1.2	69	11.10					
	1.3 CDTI	55	01.08					
OPEL ANTARA / Vauxhall Antara (06-)								
	2.0 CDTi 4x4	93	03.07		13.0460-5785.2	605785		24510 17,0 +/WK
	2.0 CDTi 4x4	110	07.06					
	2.0 CDTi FWD	93	09.08					
	2.0 CDTi FWD	110	08.06					
	2.2 CDTi 4x4	120	12.10					
	2.2 CDTi 4x4	135	12.10					
	2.2 CDTi FWD	120	12.10					
	2.4	104	07.06					
	2.4 4x4	103	01.07					
	2.4 4x4	123	12.10					
	2.4 FWD	103	09.08					
	2.4 FWD	123	12.10					
	3.0 4X4	190	12.10					
	3.2 V6	167	07.06					
	2.0 CDTi 4x4	93	03.07		24.0129-0101.1	429101		296 29,0 27,5 VL +B
	2.0 CDTi 4x4	110	07.06					
	2.0 CDTi FWD	93	09.08					
	2.0 CDTi FWD	110	08.06					
	2.2 CDTi 4x4	120	12.10					
	2.2 CDTi 4x4	135	12.10					
	2.2 CDTi FWD	120	12.10					
	2.4	104	07.06					
	2.4 4x4	103	01.07					
	2.4 4x4	123	12.10					
	2.4 FWD	103	09.08					
	2.4 FWD	123	12.10					
	3.0 4X4	190	12.10					
	3.2 V6	167	07.06					
	2.0 CDTi 4x4	93	03.07		13.0460-5788.2	605788		24498 14,7 +/WK/Zub
	2.0 CDTi 4x4	110	07.06		13.0460-0135.2	610135		Einbausatz
	2.0 CDTi FWD	93	09.08					
	2.0 CDTi FWD	110	08.06					
	2.2 CDTi 4x4	120	12.10					
	2.2 CDTi FWD	120	12.10					
	2.4	104	07.06					
	2.4 4x4	103	01.07					
	2.4 4x4	123	12.10					
	2.4 FWD	103	09.08					
	2.4 FWD	123	12.10					
	3.0 4X4	190	12.10					
	3.2 V6	167	07.06					
	2.0 CDTi 4x4	93	03.07		24.0120-0209.1	420209		303 20,0 18,4 VL +B
	2.0 CDTi 4x4	110	07.06					
	2.0 CDTi FWD	93	09.08					
	2.0 CDTi FWD	110	08.06					
	2.2 CDTi 4x4	120	12.10					
	2.2 CDTi 4x4	135	12.10					
	2.2 CDTi FWD	120	12.10					
	2.4	104	07.06					
	2.4 4x4	103	01.07					
	2.4 4x4	123	12.10					
	2.4 FWD	103	09.08					
	2.4 FWD	123	12.10					
	3.0 4X4	190	12.10					
	3.2 V6	167	07.06					
	2.0 CDTi 4x4	93	03.07		03.0137-3011.2	653011		188 x 26
	2.0 CDTi 4x4	110	07.06					
	2.0 CDTi FWD	93	09.08					
	2.0 CDTi FWD	110	08.06					
	2.2 CDTi 4x4	120	12.10					
	2.2 CDTi 4x4	135	12.10					
	2.2 CDTi FWD	120	12.10					
	2.4	104	07.06					
	2.4 4x4	103	01.07					
	2.4 4x4	123	12.10					
	2.4 FWD	103	09.08					
	2.4 FWD	123	12.10					
	3.0 4X4	190	12.10					
	3.2 V6	167	07.06					
OPEL AMPERA / Vauxhall Ampera (11-)								
	EV 150	111	11.11		13.0460-7263.2	607263		24034 19,1 +/WK/Zub
	EV 150	111	11.11		24.0126-0166.1	426166		300 26,0 23,0 VL +S +B
	EV 150	111	11.11		13.0460-7264.2	607264	elektrische Feststellbremse ¹⁾	25096 17,0 +/WK/Zub ATE
					13.0470-7264.2	LD7264	elektrische Feststellbremse ¹⁾	25096 17,0 +/WK/Zub ATE

¹⁾ electric parking brake / fr.di stazionamento elettrico / frein à main électrique / freno de mano eléctrico

									
OPEL AMPERA / Vauxhall Ampera (11-)									
	EV 150	111		11.11		24.0112-0189.1	412189	elektrische Feststellbremse ¹⁾	292 12,0 10,0 +S +B
OPEL ARENA / Vauxhall Arena (97-01)									
	1.9 D 2.5 D			03.98 03.98	09.01 09.01	13.0460-3969.2	603969		20926 18,5 /WK BDX
	1.9 D 2.5 D			03.98 03.98	09.01 09.01	24.0124-0103.1	424103		253 24,0 22,0 V +B
	1.9 D 2.5 D			03.98 03.98	03.01 09.01	03.0137-0153.2 03.0137-9211.2	650153 669211	- ABS	255 x 46 AUT Einbausatz BDX BDX
	1.9 D 2.5 D			03.98 03.98	09.01 09.01	03.0137-0330.2 03.0137-9216.2	650330 669216	+ ABS	254 x 57 HEB Einbausatz LUC LUC
	1.9 D 2.5 D			03.98 01.97	09.01 09.01	24.0225-4015.2	480178	+ ABS ohne Sensorring ²⁾	254/254,8 x 70
	1.9 D 2.5 D			03.98 03.98	09.01 09.01	03.0520-0825.3	690825	+ ABS	25,40/254x57 TopKit LUC
OPEL ASTRA F / Vauxhall Astra MKIII (91-01)									
	1.4 Cabrio 1.4 N 1.4 S 1.6 Cabrio 1.6 N 1.6 N Caravan 1.6 Si 1.7 D 1.7 TD 1.8			10.91 10.91 10.91 10.91 10.91 03.92 10.91 10.91 10.91	03.01 09.98 09.98 03.01 09.98 09.98 12.94 09.98 09.98	13.0460-7051.2 24.8190-0707.2	607051 620707		20547 16,5 +/WE Warnkontakt L=685mm ATE
	1.4 S 1.6 1.6 16V 1.6 S 1.7 D 1.7 TD 1.8 16V 1.8 Cabrio 2.0 2.0 Cabrio 2.0 GSi 2.0 GSi 16V			10.91 10.91 02.93 10.91 10.91 10.91 10.91 10.91 10.91 10.91 10.91 10.91	09.98 09.98 09.98 09.98 09.98 09.98 09.98 03.01 09.98 10.94 09.98 09.98	13.0460-7052.2 24.8190-0705.2	607052 620705	+ verstärkte Bremse ⁵⁾ - Motorcode C16NZ / X16SZR ⁶⁾	21190 17,5 +/WE Warnkontakt L=670mm ATE
	1.4 N 1.4 S 1.6 N Limousine		T5000073	10.91 10.91 10.91	09.98 09.98 09.98	24.0113-0161.1 24.0313-0161.1	413161 513161	- verstärkte Br./+ Schaltgetr. ⁷⁾ + Schaltgetriebe ⁸⁾	236 12,7 9,7 +S +B 236 12,7 9,7 +S +B PD
	1.4 Cabrio 1.4 S 1.6 Cabrio 1.6 N Caravan 1.6 N Limousine 1.6 N Limousine 1.6 S 1.6 Si 1.7 D 1.7 TD 1.8		T5000074	10.91 10.91 10.91 10.91 10.91 10.91 03.92 10.91 10.91 10.91	03.01 09.98 03.01 09.98 09.98 09.98 12.94 09.98 09.98 09.98	24.0120-0115.1 24.0320-0115.1	420115 520115	- verstärkte Br./+ Automatikg. ⁹⁾ + Automatikgetriebe ¹⁰⁾ + Schaltgetriebe ⁸⁾	236 20,0 17,0 V L +S +B 236 20,0 17,0 V L +S +B PD
	1.4 S 1.6 1.6 16V 1.7 D 1.7 TD 1.8 16V 1.8 Cabrio 2.0 2.0 Cabrio 2.0 GSi 2.0 GSi 16V		66	10.91 10.91 02.93 10.91 10.91 10.91 10.91 10.91 10.91 10.91 10.91	09.98 09.98 09.98 09.98 09.98 09.98 03.01 09.98 10.94 09.98 09.98	24.0120-0140.1 24.0124-0115.1 24.0324-0115.1	420140 424115 524115	+ verstärkte Bremse ⁵⁾ + verstärkte Bremse ⁵⁾	256 20,0 17,0 V L +S +B 256 24,0 21,0 V L +S +B 256 24,0 21,0 V L +S +B PD
	1.8 16V 2.0 GSi 2.0 GSi 16V			10.91 10.91 10.91	09.98 09.98 09.98	13.0460-4043.2 13.0460-0217.2	604043 610217		21140 15,0 Einbausatz ATE ATE
	1.8 16V 2.0 GSi 2.0 GSi 16V			10.91 10.91 10.91	09.98 09.98 09.98	24.0110-0204.1	410204		260 10,0 8,0 +B
	1.4 N Limousine 1.4 S Limousine 1.6 N Limousine 1.7 D Limousine			10.91 10.91 10.91 10.91	09.98 09.98 09.98 09.98	03.0137-0266.2 03.0137-9166.2	650266 669166	+ Schaltgetriebe ⁸⁾ + Schaltgetriebe ⁸⁾ + Schaltgetriebe ⁸⁾	200 x 29 HEB Einbausatz
	1.4 Cabrio 1.4 Caravan 1.4 N Limousine 1.4 S Limousine		T2500001	10.91 10.91 10.91 10.91	03.01 09.98 09.98 09.98	03.0137-0267.2 03.0137-9167.2	650267 669167	+ Automatikgetriebe ¹⁰⁾	200 x 46 HEB Einbausatz

¹⁾ electric parking brake / fr.di stazionamento elettrico / frein à main électrique / freno de mano eléctrico

²⁾ without sensor ring / senza sensori / sans secours ABS / sin anillo sensor ABS

³⁾ - heavy duty brake / - freno rinforzato / - frein renforcé / - freno reforzado

⁴⁾ + engine code C16NZ / X16SZR / + codice motore C16NZ / X16SZR / + moteur code C16NZ / X16SZR / + motor code C16NZ / X16SZR

⁵⁾ + heavy duty brake / + freno rinforzato / + frein renforcé / + freno reforzado

⁶⁾ - Motorcode C16NZ / X16SZR / - motore no. C16NZ / X16SZR / - moteur no. C16NZ / X16SZR / - motor no. C16NZ / X16SZR

⁷⁾ - heavy duty br./+ manual trans. / - fr.rinforzato/+ scatola camb.velocità / - frein renforcé/ + transm.mécanique / - freno reforzado/ + camb.velocidad

⁸⁾ + manual transmission / + scatola cambio velocità / + transmission mécanique / + cambio de velocidad

⁹⁾ - heavy duty br./+ autom.trans. / - fr.rinforzato/+ scatola cambio autom. / - frein renforcé/ + transm.automatique

/ - freno reforzado/ + camb.automático

¹⁰⁾ + autom.transmission / + scatola cambio automatico / + transmission automatique / + cambio automático

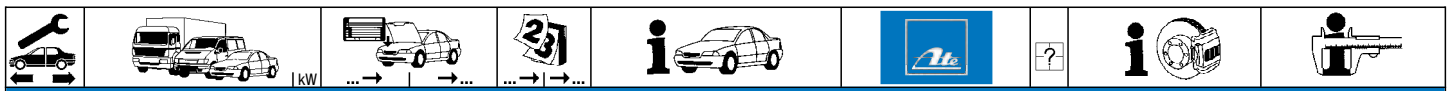


OPEL ASTRA F / Vauxhall Astra MKIII (91-01)

	1.4 S Limousine	T2500001		09.98	+ Schaltgetriebe ¹⁾	03.0137-0267.2	650267		200 x 46 HEB Einbausatz
	1.6 16V Limousine			02.93	09.98	03.0137-9167.2	669167		
	1.6 Cabrio			10.91	03.01				
	1.6 Caravan		SP999999	10.91					
	1.6 N Limousine			10.91	09.98	+ Automatikgetriebe ²⁾			
	1.6 N Limousine	T2500001		09.98		+ Schaltgetriebe ¹⁾			
	1.6 S Limousine			10.91	09.98				
	1.7 D Caravan		SP999999	10.91					
	1.7 D Limousine			10.91	09.98	+ Automatikgetriebe ²⁾			
	1.7 D Limousine	T2500001		09.98		+ Schaltgetriebe ¹⁾			
	1.7 TD Caravan		SP999999	10.91					
	1.7 TD Limousine			10.91	09.98				
	1.8 16V Cabrio	85		11.94	03.01				
	1.8 16V Caravan	85	SP999999	07.94					
	1.8 16V Limousine	85		11.94	09.98				
	1.8 Cabrio			10.91	03.01				
	1.8 Caravan		SP999999	10.91					
	1.8 Limousine	66		10.91	09.98				
	2.0 Cabrio			10.91	10.94				
	2.0 Caravan		SP999999	10.91					
2.0 Limousine	85		10.91	09.98					
1.4 Caravan	T2500001		09.98		03.0137-0322.2	650322		230 x 42 Einbausatz	
1.6 Caravan	T2500001		09.98		03.0137-9215.2	669215			
1.7 D Caravan	T2500001		09.98						
1.7 TD Caravan	T2500001		09.98						
1.8 16V Caravan	85	T2500001	01.98						
1.8 Caravan	T2500001		09.98						
2.0 Caravan	T2500001		09.98						
	1.4 N Limousine			10.91	09.98	24.0220-0011.2	480016		200/201 x 38
	1.4 S Limousine			10.91	09.98	- verstärkte Br./+ Schaltgetr. ³⁾			
	1.6 N Limousine			10.91	09.98	+ Schaltgetriebe ¹⁾			
	1.7 D Limousine			10.91	09.98	- verstärkte Bremse ⁴⁾			
	1.4 Cabrio			10.91	03.01	24.0220-0001.2	480013		200/201 x 53
	1.4 Caravan		ST999999	10.91					
	1.4 S Limousine			10.91	09.98	+ Automatikgetriebe ²⁾			
	1.4 S Limousine			10.91	09.98	+ verstärkte Bremse/+ Schaltgetr. ⁵⁾			
	1.6 16V Limousine			02.93	09.98				
	1.6 Cabrio			10.91	03.01				
	1.6 Caravan		ST999999	10.91					
	1.6 N Limousine			10.91	09.98	+ Automatikgetriebe ²⁾			
	1.6 S Limousine			10.91	09.98				
	1.7 D Caravan		ST999999	10.91					
	1.7 D Limousine			10.91	09.98	+ verstärkte Bremse ⁶⁾			
	1.7 TD Caravan		ST999999	10.91					
	1.7 TD Limousine			10.91	09.98				
	1.8 16V Cabrio	85		11.94	03.01				
	1.8 16V Caravan	85	ST999999	07.94					
	1.8 16V Limousine	85		11.94	09.98				
1.8 Cabrio			10.91	03.01					
1.8 Caravan		ST999999	10.91						
1.8 Limousine	66		10.91	09.98					
2.0 Cabrio			10.91	10.94					
2.0 Caravan		ST999999	10.91						
2.0 Limousine	85		10.91	09.98					
1.4 Caravan	T2500001		09.98		24.0223-0013.2	480061		230/231 x 50	
1.6 Caravan	T2500001		09.98						
1.7 D Caravan	T2500001		09.98						
1.7 TD Caravan	T2500001		09.98						
1.8 16V Caravan	85	T2500001	01.98						
1.8 Caravan	T2500001		09.98						
2.0 Caravan	T2500001		09.98						
	1.4 N Limousine		R2500000	10.91		03.0520-1917.3	691917		17,46/200x29 TopKit LUC
	1.4 S Limousine		R2500000	10.91	+ Schaltgetriebe ¹⁾				
	1.6 N Limousine		R2500000	10.91	+ Schaltgetriebe ¹⁾				
	1.7 D Limousine		R2500000	10.91	+ Schaltgetriebe ¹⁾				
	1.4 N Limousine	R2500001	SP999999			03.0420-1019.3	681019		19,05/200x29 Kit LUC
	1.4 S Limousine	R2500001	SP999999		+ Schaltgetriebe ¹⁾	03.0520-1019.3	691019		
	1.6 N Limousine	R2500001	SP999999		+ Schaltgetriebe ¹⁾				19,05/200x29 TopKit LUC
	1.7 D Limousine	R2500001	SP999999		+ Schaltgetriebe ¹⁾				
	1.4 Cabrio		R2500000	10.91		03.0520-3717.3	693717		17,46/200x46 TopKit
	1.6 Cabrio		R2500000	10.91					
	1.7 TD Limousine		R2500000	10.91					
	1.8 Cabrio		R2500000	10.91					
1.8 Limousine	66	R2500000	10.91						
2.0 Cabrio		R2500000	10.91						
2.0 Limousine	85	R2500000	10.91						
1.4 Cabrio	R2500001			03.01	03.0420-4019.3	684019		19,05/200x46 Kit DEL 19,05/200x46 TopKit DEL	
1.4 Caravan		SP999999	10.91		03.0520-4019.3	694019			
1.4 N Limousine	T2500001		09.98						
1.4 S Limousine			10.91	09.98	+ Automatikgetriebe ²⁾				
1.4 S Limousine	T2500001		09.98		+ Schaltgetriebe ¹⁾				
1.6 16V Limousine			02.93	09.98					
1.6 Cabrio	R2500001		03.01						
1.6 Caravan		SP999999	10.91						
1.6 N Limousine			10.91	09.98	+ Automatikgetriebe ²⁾				
1.6 N Limousine	T2500001		09.98		+ Schaltgetriebe ¹⁾				

¹⁾ + manual transmission / + scatola cambio velocità / + transmission mécanique / + cambio de velocidad
²⁾ + autom.transmission / + scatola cambio automatico / + transmission automatique / + cambio automático
³⁾ - heavy duty br./+ manual trans. / - fr.rinforzato/+ scatola camb.velocità / - frein renforcé/+ transm.mécanique / - freno reforzado/+ camb.velocidad
⁴⁾ - heavy duty brake / - freno rinforzato / - frein renforcé / - freno reforzado
⁵⁾ + heavy duty br./+manual transm. / + fr.rinforzato/+ scatola camb.velocità / + frein renforcé/+ transm.mécanique / + freno reforzado/+ camb.de velocidad
⁶⁾ + heavy duty brake / + freno rinforzato / + frein renforcé / + freno reforzado





OPEL ASTRA F / Vauxhall Astra MKIII (91-01)

	1.6 S Limousine			10.91	09.98	03.0420-4019.3 03.0520-4019.3	684019 694019		19,05/200x46 Kit 19,05/200x46 TopKit	DEL DEL
	1.7 D Caravan		SP999999	10.91						
	1.7 D Limousine			10.91	09.98 + Automatikgetriebe 1)					
	1.7 D Limousine	T2500001		10.91	09.98 + Schaltgetriebe 2)					
	1.7 TD Caravan		SP999999	10.91						
	1.7 TD Limousine	R2500001			09.98					
	1.8 16V Cabrio	85		11.94	03.01					
	1.8 16V Caravan	85	SP999999		07.94					
	1.8 16V Limousine	85		11.94	09.98					
	1.8 Cabrio	R2500001			03.01					
1.8 Caravan		SP999999	10.91							
1.8 Limousine	66 R2500001			09.98						
2.0 Cabrio	R2500001			03.01						
2.0 Caravan		SP999999	10.91							
2.0 Limousine	85 R2500001			09.98						
1.4 Caravan	T2500001			09.98	03.0520-5719.3	695719		19,05/230x42 TopKit	LUC	
1.6 Caravan	T2500001			09.98						
1.7 D Caravan	T2500001			09.98						
1.7 TD Caravan	T2500001			09.98						
1.8 16V Caravan	85 T2500001			01.98						
1.8 Caravan	T2500001			09.98						
2.0 Caravan	T2500001			09.98						
	1.8 16V			10.91	09.98	03.0137-0172.2 03.0137-9243.2	650172 669243		160 x 25 Einbausatz	
	2.0 GSi			10.91	09.98					
	2.0 GSi 16V			10.91	09.98					

OPEL ASTRA G / Vauxhall Astra MKIV (98-04)

	1.2 16V			04.98	12.04	13.0460-7115.2 13.0470-7115.2 24.8190-0718.2	607115 LD7115 620718	2	bis Fgst.Nr.: 42187758 3)	23063 17,5 +/WK 23063 17,5 +/WK Warnkontakt L=720mm	ATE ATE
	1.4 16V			04.98	12.04						
	1.6			04.98	12.04						
	1.6 16V			04.98	12.04						
	1.6 16V Cabrio			03.01	12.04						
	1.7 CDTI			04.03	12.04						
	1.7 DTI			02.00	12.04						
	1.7 TD			04.98	08.00						
	1.8 16V			04.98	12.04 - ABS						
	1.8 16V Cabrio			03.01	12.04 - ABS						
1.8 16V Caravan			04.98	12.04 - ABS							
2.0 DI			04.98	12.04 - ABS							
1.6 CNG			03.03	12.04	13.0460-7116.2 13.0470-7116.2 24.8190-0718.2	607116 LD7116 620718	2	bis Fgst.Nr.: 42187758 3)	23057 20,2 +/WE 23057 20,2 +/WE Warnkontakt L=720mm	ATE ATE	
1.8 16V			04.98	12.04 + ABS							
1.8 16V Cabrio			03.01	12.04 + ABS							
1.8 16V Caravan			04.98	12.04 + ABS							
1.8 16V Coupe			03.00	12.04							
2.0 16V			04.98	12.04							
2.0 DI			04.98	12.04 + ABS							
2.0 DTI 16V			08.99	12.04							
2.2 16V			09.00	12.04							
2.2 16V Cabrio			03.01	12.04							
2.2 16V Coupe			09.00	12.04							
2.2 DTI 16V			09.02	12.04							
2.2 DTI 16V Cabrio			09.02	12.04							
2.2 DTI 16V Coupe			09.02	12.04							
2.0 16V OPC			10.99	12.04	13.0460-7173.2 24.8190-0718.2	607173 620718	2	bis Fgst.Nr.: 42187758 3)	23116 20,3 +/WK Warnkontakt L=720mm	ATE	
2.0 16V OPC Cabrio			03.02	12.04							
2.0 Turbo			03.00	12.04							
	1.2 16V		18999999	04.98		24.0111-0141.1 24.0311-0141.1	411141 511141		256 10,8 8,0 256 10,8 8,0 PD		
	1.2 16V		18999999	04.98	+ HA-Trommelbremse 4)						
	1.2 16V	22000001	18999999	04.98	+ HA-Scheibenbremse 5)						
	1.4 16V			04.98	12.04						
	1.6			04.98	12.04						
	1.6 16V			04.98	12.04						
	1.6 16V Cabrio			03.01	12.04						
	1.7 CDTI			04.03	12.04						
	1.7 DTI			02.00	12.04						
	1.7 TD			04.98	08.00						
1.8 16V			04.98	12.04 - ABS							
1.8 16V Cabrio			03.01	12.04 - ABS							
1.8 16V Caravan			04.98	12.04 - ABS							
2.0 DI			04.98	12.04 - ABS							
1.6			04.98	12.04	24.0125-0131.1 24.0325-0131.1	425131 525131		für 5-Loch-Felge 7) für 5-Loch-Felge 7)	280 24,8 22,0 V L +S +B 280 24,8 22,0 V L +S +B PD		
1.6 16V			04.98	12.04							
1.6 CNG			03.03	07.04							
1.8 16V			04.98	12.04 + ABS							
1.8 16V Cabrio			03.01	12.04 + ABS							
1.8 16V Caravan			04.98	12.04 + ABS							
1.8 16V Coupe			03.00	12.04							
2.0 16V			04.98	12.04							
2.0 DI			04.98	12.04 + ABS							
2.0 DTI 16V			08.99	12.04							
2.2 16V			09.00	12.04							
2.2 16V Cabrio			03.01	12.04							
2.2 16V Coupe			09.00	12.04							
2.2 DTI 16V			09.02	12.04							
2.2 DTI 16V Cabrio			09.02	12.04							

1) + autom.transmission / + scatola cambio automatico / + transmission automatique / + cambio automático

2) + manual transmission / + scatola cambio velocità / + transmission mécanique / + cambio de velocidad

3) up to chassis: 42187758 / fino no.telai: 42187758 / jusqu'au de châssis: 42187758 / hasta no.de chasis: 42187758

4) + RA drum brake / + P freno a tamburo / + frein à tambour essieu AR / + ET-tambores de freno

5) + RA disc brake / + P disco freno / + frein à disque essieu AR / + ET-disco de freno

6) for 4 bore wheel rim / per cerchione a 4 fori / pour jante à 4 trous / para Liantas de 4 taladros

7) for 5 bore wheel rim / per cerchione a 5 fori / pour jante à 5 trous / para Liantas de 5 taladros





OPEL ASTRA G / Vauxhall Astra MKIV (98-04)

	2.2 DTI 16V Coupe		09.02	12.04	24.0125-0131.1	425131	für 5-Loch-Felge ¹⁾	280 24,8 22,0 V L +S +B	
	2.0 16V OPC		10.99	12.04	24.0125-0142.1	425142	für 5-Loch-Felge ¹⁾	308 25,0 23,0 V L +S +B	
	2.0 16V OPC Cabrio		03.02	12.04	24.0325-0131.1	525131		280 24,8 22,0 V L +S +B PD	
	2.0 Turbo		03.00	12.04	24.0325-0142.1	525142		308 25,0 23,0 V L +S +B PD	
	1.2 16V		04.98	12.04	13.0460-3976.2	603976		23258 16,5 +/WK/Zub/SBOS	
	1.4 16V		04.98	12.04	13.0460-2868.2	602868		23417 15,3 +/WK/Zub/S LUC	
	1.6		04.98	12.04	13.0470-2868.2	LD2868		23417 15,3 +/WK/Zub/S LUC	
	1.6 16V		04.98	12.04					
	1.6 16V Cabrio		03.01	12.04					
	1.6 16V Caravan		04.98	12.04					
	1.6 CNG		03.03	07.04					
	1.7 CDTI		04.03	12.04					
	1.7 DTI		02.00	12.04					
	1.7 TD		04.98	08.00					
	1.8 16V		04.98	12.04					
	1.8 16V Cabrio		03.01	12.04					
	1.8 16V Coupe		03.00	12.04					
	2.0 16V		04.98	12.04					
	2.0 16V OPC		10.99	12.04					
	2.0 16V OPC Cabrio		03.02	12.04					
	2.0 DI		04.98	12.04					
	2.0 DTI 16V		08.99	12.04					
	2.0 Turbo		03.00	12.04					
	2.2 16V		09.00	12.04					
	2.2 16V Cabrio		03.01	12.04					
	2.2 16V Coupe		09.00	12.04					
2.2 DTI 16V		09.02	12.04						
2.2 DTI 16V Cabrio		09.02	12.04						
2.2 DTI 16V Coupe		09.02	12.04						
	1.2 16V		04.98	12.04	24.0110-0251.1	410251	für 4-Loch-Felge ²⁾	240 9,8 8,0 +S +B	
	1.4 16V		04.98	12.04	24.0310-0251.1	510251	für 4-Loch-Felge ²⁾	240 9,8 8,0 +S +B PD	
	1.6		04.98	12.04					
	1.6 16V		04.98	12.04					
	1.6 16V Cabrio		03.01	12.04					
	1.7 CDTI		04.03	12.04					
	1.7 DTI		02.00	12.04					
	1.7 TD		04.98	08.00					
	1.8 16V		04.98	12.04					
	1.8 16V Cabrio		03.01	12.04					
	1.8 16V Caravan		04.98	12.04					
	2.0 DI		04.98	12.04					
	1.6 16V		04.98	12.04	24.0110-0250.1	410250	für 5-Loch-Felge ¹⁾	264 9,8 8,0 +S +B	
	1.6 CNG		03.03	07.04	24.0310-0250.1	510250	für 5-Loch-Felge ¹⁾	264 9,8 8,0 +S +B PD	
	1.8 16V		04.98	12.04					
	1.8 16V Cabrio		03.01	12.04					
1.8 16V Caravan		04.98	12.04						
1.8 16V Coupe		03.00	12.04						
2.0 16V		04.98	12.04						
2.0 16V OPC		10.99	12.04						
2.0 16V OPC Cabrio		03.02	12.04						
2.0 DI		04.98	12.04						
2.0 DTI 16V		08.99	12.04						
2.0 Turbo		03.00	12.04						
2.2 16V		09.00	12.04						
2.2 16V Cabrio		03.01	12.04						
2.2 16V Coupe		09.00	12.04						
2.2 DTI 16V		09.02	12.04						
2.2 DTI 16V Cabrio		09.02	12.04						
2.2 DTI 16V Coupe		09.02	12.04						
	1.2 16V Limousine		04.98	12.04	03.0137-0267.2	650267		200 x 46 HEB	
	1.2 16V Caravan	18999999	04.98		03.0137-9167.2	669167		Einbausatz	
	1.4 16V	18999999	04.98		03.0137-0322.2	650322		230 x 42	
	1.6	18999999	04.98		03.0137-9215.2	669215		Einbausatz	
	1.6 16V	18999999	04.98						
	1.6 CNG	18999999	03.03						
	1.7 DTI	18999999	02.00						
	1.7 TD		04.98	08.00					
	1.2 16V Caravan	22000001			12.04	03.0137-0424.2	650424		230 x 42 HEB
	1.4 16V	22000001			12.04	03.0137-9215.2	669215		Einbausatz
1.6	22000001			12.04					
1.6 16V	22000001			12.04					
1.6 CNG	22000001			07.04					
1.7 DTI	22000001			12.04					
	1.2 16V Limousine		04.98	12.04	24.0220-0001.2	480013		200/201 x 53	
	1.2 16V Caravan		04.98	12.04	24.0223-0013.2	480061		230/231 x 50	
	1.4 16V		04.98	12.04					
	1.6		04.98	12.04					
	1.6 16V		04.98	12.04					
	1.6 CNG		03.03	07.04					
	1.7 DTI		02.00	12.04					
1.7 TD		04.98	08.00						

¹⁾ for 5 bore wheel rim / per cerchione a 5 fori / pour jante à 5 trous / para Llantas de 5 taladros

²⁾ for 4 bore wheel rim / per cerchione a 4 fori / pour jante à 4 trous / para Llantas de 4 taladros





OPEL ASTRA G / Vauxhall Astra MKIV (98-04)

















	1.2 16V Caravan		18999999	04.98		03.0520-5719.3	695719		19,05/230x42 TopKit	LUC
	1.4 16V		18999999	04.98						
	1.6		18999999	04.98						
	1.6 16V		18999999	04.98						
	1.6 CNG		18999999	03.03						
	1.7 DTI		18999999	02.00						
	1.7 TD			04.98	08.00					
1.2 16V Caravan	22000001			12.04		03.0520-6019.3	696019		19,05/230x42 TopKit	
1.4 16V	22000001			12.04						
1.6	22000001			12.04						
1.6 16V	22000001			12.04						
1.6 CNG	22000001			12.04						
1.7 DTI	22000001			12.04						

OPEL ASTRA H / GTC / Vauxhall Astra Mk V (04-10)

	1.2			08.05	11.10	13.0460-7179.2	607179		23832 20,2 +/WK	ATE
	1.3 CDTI	66		08.05	11.10	13.0470-7179.2	LD7179		23832 20,2 +/WK	ATE
	1.4			01.04	11.10	24.8190-0720.2	620720	1	Warnkontakt L=287mm	
	1.6	77		01.04	11.10					
	1.6	85		01.07	11.10					
	1.6 Turbo	132		01.07	11.10					
	1.7 CDTI	59		01.04	11.10					
	1.7 CDTI	74		01.04	11.10					
	1.7 CDTI	81		04.07	11.10					
	1.7 CDTI	92		04.07	11.10					
	1.8	92		01.04	11.10					
	1.8	103		01.06	11.10					
	1.9 CDTI	74		09.05	11.10					
	1.9 CDTI	88		09.04	11.10					
	1.9 CDTI	110		09.04	11.10					
	2.0 Turbo	125		01.04	11.10					
	2.0 Turbo	147		09.04	11.10					
2.0 Turbo OPC	177		03.05	11.10	13.0460-7212.2	607212		f. Bremssattel m.Stahlkolben ¹⁾	23738 20,1 +/WE	ATE
					13.0460-7172.2	607172		f. Bremssattel m.Kunststoffkolben ²⁾	23402 20,1 +/WE	ATE
					13.0470-7172.2	LD7172		f. Bremssattel m.Kunststoffkolben ²⁾	23402 20,1 +/WE	ATE
					24.8190-0720.2	620720	1	Warnkontakt L=287mm		
	1.2			08.05	11.10	24.0125-0198.1	425198		für 4-Loch-Felge ³⁾	280 25,0 22,0 V L +S +B
	1.3 CDTI	66		08.05	11.10					
	1.4			01.04	11.10					
	1.6	77		01.04	11.10					
	1.6	85		01.07	11.10					
	1.6 Turbo	132		01.07	11.10					
	1.7 CDTI	59		01.04	11.10					
	1.7 CDTI	74		01.04	11.10					
	1.7 CDTI	81		04.07	11.10					
	1.7 CDTI	92		04.07	11.10					
	1.8	92		01.04	11.10					
	1.8	103		01.06	11.10					
	1.9 CDTI	74		09.05	11.10					
	1.9 CDTI	88		09.04	11.10					
	1.9 CDTI	110		09.04	11.10					
	2.0 Turbo	125		01.04	11.10					
	2.0 Turbo	147		09.04	11.10					
	1.2			08.05	11.10	24.0125-0131.1	425131		für 5-Loch-Felge ⁴⁾	280 24,8 22,0 V L +S +B
	1.3 CDTI	66		08.05	11.10	24.0325-0131.1	525131		für 5-Loch-Felge ⁴⁾	280 24,8 22,0 V L +S +B PD
	1.4			01.04	11.10					
	1.6	77		01.04	11.10					
	1.6	85		01.07	11.10					
	1.7 CDTI	59		01.04	11.10					
	1.7 CDTI	74		01.04	11.10					
	1.7 CDTI	81		04.07	11.10					
	1.7 CDTI	92		04.07	11.10					
	1.8	92		01.04	11.10					
	1.8	103		01.06	11.10					
	1.6 Turbo	132		01.07	11.10	24.0125-0142.1	425142		für 5-Loch-Felge ⁴⁾	308 25,0 23,0 V L +S +B
	1.7 CDTI	92		04.07	11.10	24.0325-0142.1	525142		für 5-Loch-Felge ⁴⁾	308 25,0 23,0 V L +S +B PD
	1.9 CDTI	74		09.05	11.10					
	1.9 CDTI	88		09.04	11.10					
	1.9 CDTI	110		09.04	11.10					
	2.0 Turbo	125		01.04	11.10					
2.0 Turbo	147		09.04	11.10						
2.0 Turbo OPC	177		03.05	11.10	24.0128-0201.1	428201		für 5-Loch-Felge ⁴⁾	321 28,0 25,0 V L +B	
	1.2			08.05	11.10	13.0460-2868.2	602868		23417 15,3 +/WK/Zub/S	LUC
	1.3 CDTI	66		08.05	11.10	13.0470-2868.2	LD2868		23417 15,3 +/WK/Zub/S	LUC
	1.4			01.04	11.10					
	1.6	77		01.04	11.10					
	1.6	85		01.07	11.10					
	1.6 Turbo	132		01.07	11.10					
	1.7 CDTI	59		01.04	11.10					
	1.7 CDTI	74		01.04	11.10					
	1.7 CDTI	81		04.07	11.10					
	1.7 CDTI	92		04.07	11.10					
	1.8	92		01.04	11.10					
	1.8	103		01.06	11.10					
	1.9 CDTI	74		09.05	11.10					
	1.9 CDTI	88		09.04	11.10					
	1.9 CDTI	110		09.04	11.10					
	2.0 Turbo	125		01.04	11.10					


















1) for br.caliper +steel piston / per pinza fr. +pistone acciaio / pour étrier f. +piston en acier / para pinza fr. +pistó de acero
2) for br.caliper +plastic piston / per pinza fr. +pistone plastica / pour étrier fr. +piston plastique / para pinza fr. + pistón plástico
3) for 4 bore wheel rim / per cerchione a 4 fori / pour jante à 4 trous / para Llantas de 4 taladros
4) for 5 bore wheel rim / per cerchione a 5 fori / pour jante à 5 trous / para Llantas de 5 taladros



									
OPEL ASTRA H / GTC / Vauxhall Astra Mk V (04-10)									
	2.0 Turbo 2.0 Turbo OPC	147 177		09.04 03.05	11.10 11.10	13.0460-2868.2 13.0470-2868.2	602868 LD2868	23417 15,3 +WK/Zub/S LUC 23417 15,3 +WK/Zub/S LUC	
	1.2 1.3 CDTI 1.4 1.6 1.6 1.6 Turbo 1.7 CDTI 1.7 CDTI 1.7 CDTI 1.7 CDTI 1.8 1.8 1.9 CDTI 1.9 CDTI 1.9 CDTI 2.0 Turbo 2.0 Turbo 2.0 Turbo OPC	66 77 85 132 59 74 81 92 92 103 74 88 110 125 147 177		08.05 08.05 01.04 01.04 01.07 01.07 01.04 01.04 04.07 04.07 01.04 01.06 09.05 09.04 09.04 01.04 09.04 03.05	11.10 11.10 11.10 11.10 11.10 11.10 11.10 11.10 11.10 11.10 11.10 11.10 11.10 11.10 11.10 11.10 11.10 11.10	24.0110-0251.1 24.0310-0251.1 24.0110-0250.1 24.0310-0250.1	410251 510251 410250 510250	für 4-Loch-Felge ¹⁾ für 4-Loch-Felge ¹⁾ für 5-Loch-Felge ²⁾ für 5-Loch-Felge ²⁾	240 9,8 8,0 +S +B 240 9,8 8,0 +S +B PD 264 9,8 8,0 +S +B 264 9,8 8,0 +S +B PD
	1.2 1.4 1.6 1.7 CDTI 1.7 CDTI	77 59 74		08.05 01.04 01.04 01.04 01.04	07.06 07.06 07.06 07.06 07.06	03.0137-0424.2 03.0137-9215.2	650424 669215	230 x 42 HEB Einbausatz	
	1.2 1.4 1.6 1.7 CDTI 1.7 CDTI	77 59 74		08.05 01.04 01.04 01.04 01.04	11.10 11.10 11.10 11.10 11.10	24.0223-0021.1	480186	230/231 x 50	
	1.2 1.4 1.6 1.7 CDTI 1.7 CDTI	77 59 74		08.05 01.04 01.04 01.04 01.04	07.06 07.06 07.06 07.06 07.06	03.0520-8720.3	698720	20,64/230x42 TopKit	
OPEL ASTRA H Caravan/Vau. Astra MKV Estate (04-10)									
	1.2 1.3 CDTI 1.4 1.6 1.6 1.6 LPG 1.6 Turbo 1.7 CDTI 1.7 CDTI 1.7 CDTI 1.7 CDTI 1.7 TD 1.8 1.8 1.9 CDTI 1.9 CDTI 1.9 CDTI 2.0 Turbo 2.0 Turbo	59 66 77 85 85 132 59 74 81 92 79 92 103 74 88 110 125 147		08.05 08.05 08.04 08.04 01.07 08.09 01.07 08.04 08.04 04.07 08.04 09.04 08.05 09.05 08.04 09.04 08.04 09.04 08.04	11.10 11.10 11.10 11.10 11.10 11.10 11.10 11.10 11.10 11.10 11.10 11.10 11.10 11.10 11.10 11.10 11.10 11.10 11.10	13.0460-7179.2 13.0470-7179.2 24.8190-0720.2	607179 LD7179 620720	23832 20,2 +WK 23832 20,2 +WK Warnkontakt L=287mm	
	1.2 1.3 CDTI 1.4 1.6 1.6 1.6 LPG 1.6 Turbo 1.7 CDTI 1.7 CDTI 1.7 CDTI 1.7 CDTI 1.7 TD 1.8 1.8 1.9 CDTI 1.9 CDTI 1.9 CDTI 2.0 Turbo 2.0 Turbo	59 66 77 85 85 132 59 74 81 92 79 92 103 74 88 110 125 147		08.05 08.05 08.04 08.04 01.07 08.09 01.07 08.04 08.04 04.07 08.04 09.04 08.05 09.05 08.04 09.04 08.04 09.04 08.04	11.10 11.10 11.10 11.10 11.10 11.10 11.10 11.10 11.10 11.10 11.10 11.10 11.10 11.10 11.10 11.10 11.10 11.10 11.10	24.0125-0198.1	425198	für 4-Loch-Felge ¹⁾	280 25,0 22,0 V L +S +B
	1.8	92		09.04	11.10	24.0125-0131.1 24.0325-0131.1	425131 525131	für 5-Loch-Felge ²⁾ für 5-Loch-Felge ²⁾	280 24,8 22,0 V L +S +B 280 24,8 22,0 V L +S +B PD
	1.2 1.3 CDTI 1.4 1.6 1.6 1.6 LPG 1.7 CDTI 1.7 CDTI	59 66 77 85 85 59 74		08.05 08.05 08.04 08.04 01.07 08.09 08.04 08.04	11.10 11.10 11.10 11.10 11.10 11.10 11.10 11.10	24.0125-0131.1	425131	für 5-Loch-Felge ²⁾	280 24,8 22,0 V L +S +B




















¹⁾ for 4 bore wheel rim / per cerchione a 4 fori / pour jante à 4 trous / para Llantas de 4 taladros
²⁾ for 5 bore wheel rim / per cerchione a 5 fori / pour jante à 5 trous / para Llantas de 5 taladros



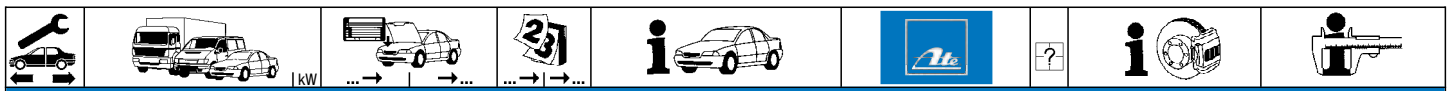
									
OPEL ASTRA H Caravan/Vau. Astra MKV Estate (04-10)									
	1.7 CDTI	81		04.07	11.10	24.0125-0131.1	425131	für 5-Loch-Felge ¹⁾	280 24,8 22,0 V L +S +B
	1.7 TD	79		08.04	11.10				
	1.8	103		08.05	11.10				
	1.6 Turbo	132		01.07	11.10	24.0125-0142.1	425142	für 5-Loch-Felge ¹⁾	308 25,0 23,0 V L +S +B
	1.7 CDTI	92		04.07	11.10	24.0325-0142.1	525142	für 5-Loch-Felge ¹⁾	308 25,0 23,0 V L +S +B PD
	1.9 CDTI	74		09.05	11.10				
	1.9 CDTI	88		08.04	11.10				
1.9 CDTI	110		09.04	11.10					
2.0 Turbo	125		08.04	11.10					
2.0 Turbo	147		09.04	11.10					
	1.2	59		08.05	11.10	13.0460-2868.2	602868		23417 15,3 +WK/Zub/S LUC
	1.3 CDTI	66		08.05	11.10	13.0470-2868.2	LD2868		23417 15,3 +WK/Zub/S LUC
	1.4			08.04	11.10				
	1.6	77		08.04	11.10				
	1.6	85		01.07	11.10				
	1.6 LPG	85		08.09	11.10				
	1.6 Turbo	132		01.07	11.10				
	1.7 CDTI	59		08.04	11.10				
	1.7 CDTI	74		08.04	11.10				
	1.7 CDTI	81		04.07	11.10				
	1.7 CDTI	92		04.07	11.10				
	1.7 TD	79		08.04	11.10				
	1.8	92		09.04	11.10				
	1.8	103		08.05	11.10				
	1.9 CDTI	74		09.05	11.10				
	1.9 CDTI	88		08.04	11.10				
	1.9 CDTI	110		09.04	11.10				
2.0 Turbo	125		08.04	11.10					
2.0 Turbo	147		09.04	11.10					
	1.2	59		08.05	11.10	24.0110-0251.1	410251	für 4-Loch-Felge ²⁾	240 9,8 8,0 +S +B
	1.3 CDTI	66		08.05	11.10	24.0310-0251.1	510251	für 4-Loch-Felge ²⁾	240 9,8 8,0 +S +B PD
	1.4			08.04	11.10	24.0110-0250.1	410250	für 5-Loch-Felge ¹⁾	264 9,8 8,0 +S +B
	1.6	77		08.04	11.10	24.0310-0250.1	510250	für 5-Loch-Felge ¹⁾	264 9,8 8,0 +S +B PD
	1.6	85		01.07	11.10				
	1.6 LPG	85		08.09	11.10				
	1.6 Turbo	132		01.07	11.10				
	1.7 CDTI	59		08.04	11.10				
	1.7 CDTI	74		08.04	11.10				
	1.7 CDTI	81		04.07	11.10				
	1.7 CDTI	92		04.07	11.10				
	1.7 TD	79		08.04	11.10				
	1.8	92		09.04	11.10				
	1.8	103		08.05	11.10				
	1.9 CDTI	74		09.05	11.10				
	1.9 CDTI	88		08.04	11.10				
	1.9 CDTI	110		09.04	11.10				
2.0 Turbo	125		08.04	11.10					
2.0 Turbo	147		09.04	11.10					
	1.2	59		08.05	07.06	03.0137-0424.2	650424		230 x 42 HEB
	1.4			08.04	07.06	03.0137-9215.2	669215		Einbausatz
	1.6	77		08.04	07.06				
	1.7 CDTI	59		08.04	07.06				
	1.7 CDTI	74		08.04	07.06				
	1.7 TD	79		08.04	07.06				
	1.2	59		08.05	11.10	24.0223-0021.1	480186		230/231 x 50
	1.4			08.04	11.10				
	1.6	77		08.04	11.10				
	1.7 CDTI	59		08.04	11.10				
	1.7 TD	79		08.04	11.10				
	1.2	59		08.05	11.10	03.0520-8720.3	698720		20,64/230x42 TopKit
	1.4			08.04	11.10				
	1.6	77		08.04	11.10				
	1.7 CDTI	59		08.04	11.10				
	1.7 CDTI	74		08.04	11.10				
	1.7 TD	79		08.04	11.10				
OPEL ASTRA H TwinTop (06-10)									
	1.6	77		03.06	11.10	13.0460-7179.2	607179		23832 20,2 +WK ATE
	1.6	85		12.06	11.10	13.0470-7179.2	LD7179		23832 20,2 +WK ATE
	1.6 Turbo	132		02.07	11.10	24.8190-0720.2	620720	1	Warnkontakt L=287mm
	1.8			03.06	11.10				
	1.9 CDTI	110		03.06	11.10				
	2.0 Turbo	125		03.06	11.10				
	2.0 Turbo	147		03.06	11.10				
	1.6	77		03.06	11.10	24.0125-0198.1	425198	für 4-Loch-Felge ²⁾	280 25,0 22,0 V L +S +B
	1.6	85		12.06	11.10				
	1.6 Turbo	132		02.07	11.10				
	1.8			03.06	11.10				
	1.9 CDTI	110		03.06	11.10				
	2.0 Turbo	125		03.06	11.10				
	2.0 Turbo	147		03.06	11.10				
	1.6	77		03.06	11.10	24.0125-0131.1	425131	für 5-Loch-Felge ¹⁾	280 24,8 22,0 V L +S +B
	1.6	85		12.06	11.10				
	1.8		03.06	11.10					

¹⁾ for 5 bore wheel rim / per cerchione a 5 fori / pour jante à 5 trous / para Llantas de 5 taladros

²⁾ for 4 bore wheel rim / per cerchione a 4 fori / pour jante à 4 trous / para Llantas de 4 taladros

								
OPEL ASTRA H TwinTop (06-10)								
	1.6 Turbo 1.9 CDTI 2.0 Turbo 2.0 Turbo	132 110 125 147	02.07 03.06 03.06 03.06	11.10 11.10 11.10 11.10	24.0125-0142.1 24.0325-0142.1	425142 525142	für 5-Loch-Felge ¹⁾ für 5-Loch-Felge ¹⁾	308 25,0 23,0 V L +S +B 308 25,0 23,0 V L +S +B PD
	1.6 1.6 1.6 Turbo 1.8 1.9 CDTI 2.0 Turbo 2.0 Turbo	77 85 132 110 125 147	03.06 12.06 02.07 03.06 03.06 03.06 03.06	11.10 11.10 11.10 11.10 11.10 11.10 11.10	13.0460-2868.2 13.0470-2868.2	602868 LD2868		23417 15,3 +/WK/Zub/S LUC 23417 15,3 +/WK/Zub/S LUC
	1.6 1.6 1.6 Turbo 1.8 1.9 CDTI 2.0 Turbo 2.0 Turbo	77 85 132 110 125 147	03.06 12.06 02.07 03.06 03.06 03.06 03.06	11.10 11.10 11.10 11.10 11.10 11.10 11.10	24.0110-0291.1	410291	für 4-Loch-Felge ²⁾	264 10,0 8,0 +S +B
	1.6 1.6 1.6 Turbo 1.8 1.9 CDTI 2.0 Turbo 2.0 Turbo	77 85 132 110 125 147	03.06 12.06 02.07 03.06 03.06 03.06 03.06	11.10 11.10 11.10 11.10 11.10 11.10 11.10	24.0110-0250.1	410250	für 5-Loch-Felge ¹⁾	264 9,8 8,0 +S +B
OPEL ASTRA J / GTC / Vauxhall Astra MK VI (09-)								
	1.3 CDTI ECOTEC 1.4 ecoFLEX 1.4 ecoFLEX 1.4 LPG Turbo ecoFLEX 1.4 Turbo ECOTEC 1.4 Turbo ECOTEC 1.6 SIDI 1.6 Turbo ECOTEC 1.6 Turbo ECOTEC 1.7 CDTI ECOTEC 1.7 CDTI ECOTEC 2.0 CDTI BiTurbo 2.0 CDTI ECOTEC	70 64 74 103 88 103 125 85 132 81 96 143	12.09 12.09 12.09 01.12 11.10 12.09 12.12 12.09 12.09 12.09 12.09 12.12 12.09		13.0460-7262.2 13.0470-7262.2	607262 LD7262	+ 15" Rad ³⁾ + 15" Rad ³⁾	25031 19,1 +/WK/Zub 25031 19,1 +/WK/Zub ATE
	1.3 CDTI ECOTEC 1.4 ecoFLEX 1.4 ecoFLEX 1.4 LPG Turbo ecoFLEX 1.4 Turbo ECOTEC 1.4 Turbo ECOTEC 1.6 SIDI 1.6 Turbo ECOTEC 1.6 Turbo ECOTEC 1.7 CDTI ECOTEC 1.7 CDTI ECOTEC 2.0 CDTI BiTurbo 2.0 CDTI ECOTEC	70 64 74 103 88 103 125 85 132 81 96 143	12.09 12.09 12.09 01.12 11.10 12.09 12.12 12.09 12.09 12.09 12.09 12.12 12.09		13.0460-7263.2 13.0470-7263.2	607263 LD7263	+ 16" Rad ⁴⁾ + 16" Rad ⁴⁾	24034 19,1 +/WK/Zub 24034 19,1 +/WK/Zub ATE
	1.3 CDTI ECOTEC 1.4 ecoFLEX 1.4 ecoFLEX 1.4 LPG Turbo ecoFLEX 1.4 Turbo ECOTEC 1.4 Turbo ECOTEC 1.6 SIDI 1.6 Turbo ECOTEC 1.6 Turbo ECOTEC 1.7 CDTI ECOTEC 1.7 CDTI ECOTEC 2.0 CDTI BiTurbo 2.0 CDTI ECOTEC	70 64 74 103 88 103 125 85 132 81 96 143	12.09 12.09 12.09 01.12 11.10 12.09 12.12 12.09 12.09 12.09 12.09 12.12 12.09		13.0460-5612.2	605612	+ 17" Rad ⁵⁾	24412 19,0 +/WK/Zub MAN
	2.0 OPC	206	06.12		13.0460-4855.2	604855		23325 16,4 /WK BRE
	1.3 CDTI ECOTEC 1.4 ecoFLEX 1.4 ecoFLEX 1.4 LPG Turbo ecoFLEX 1.4 Turbo ECOTEC 1.4 Turbo ECOTEC 1.6 SIDI 1.6 Turbo ECOTEC 1.6 Turbo ECOTEC 1.7 CDTI ECOTEC 1.7 CDTI ECOTEC 2.0 CDTI BiTurbo 2.0 CDTI ECOTEC	70 64 74 103 88 103 125 85 132 81 96 143	12.09 12.09 12.09 01.12 11.10 12.09 12.12 12.09 12.09 12.09 12.09 12.12 12.09		24.0126-0165.1	426165	+ 15" Rad ³⁾	276 26,0 23,0 V L +S +B
	1.3 CDTI ECOTEC 1.4 ecoFLEX 1.4 ecoFLEX 1.4 LPG Turbo ecoFLEX 1.4 Turbo ECOTEC 1.4 Turbo ECOTEC	70 64 74 103 88 103	12.09 12.09 12.09 01.12 11.10 12.09		24.0126-0166.1	426166	+ 16" Rad ⁴⁾	300 26,0 23,0 V L +S +B

¹⁾ for 5 bore wheel rim / per cerchione a 5 fori / pour jante à 5 trous / para Llantas de 5 taladros
²⁾ for 4 bore wheel rim / per cerchione a 4 fori / pour jante à 4 trous / para Llantas de 4 taladros
³⁾ + 15" wheel / + ruota 15" / + roue 15" / + rueda 15"
⁴⁾ + 16" wheel / + ruota 16" / + roue 16" / + rueda 16"
⁵⁾ + 17" wheel / + ruota 17" / + roue 17" / + rueda 17"



OPEL ASTRA J / GTC / Vauxhall Astra MK VI (09-)

	1.6 SIDI	125	12.12	24.0126-0166.1	426166	+ 16" Rad ¹⁾	300 26,0 23,0 VL +S +B				
	1.6 Turbo ECOTEC	85	12.09								
	1.6 Turbo ECOTEC	132	12.09								
	1.7 CDTi ECOTEC	81	12.09								
	1.7 CDTi ECOTEC	96	12.09								
	2.0 CDTi BiTurbo	143	12.12								
	2.0 CDTi ECOTEC		12.09								
	1.3 CDTi ECOTEC	70	12.09					24.0130-0224.1	430224	+ 17" Rad ²⁾	321 30,0 27,0 VL +S +B
	1.4 ecoFLEX	64	12.09								
	1.4 ecoFLEX	74	12.09								
1.4 LPG Turbo ecoFLEX	103	01.12									
1.4 Turbo ECOTEC	88	11.10									
1.4 Turbo ECOTEC	103	12.09									
1.6 SIDI	125	12.12									
1.6 Turbo ECOTEC	85	12.09									
1.6 Turbo ECOTEC	132	12.09									
1.7 CDTi ECOTEC	81	12.09									
1.7 CDTi ECOTEC	96	12.09									
2.0 CDTi BiTurbo	143	12.12									
2.0 CDTi ECOTEC		12.09									
	1.3 CDTi ECOTEC	70	12.09	13.0460-7264.2	607264		25096 17,0 +/WK/Zub ATE				
	1.4 ecoFLEX	64	12.09								
	1.4 ecoFLEX	74	12.09								
	1.4 LPG Turbo ecoFLEX	103	01.12								
	1.4 Turbo ECOTEC	88	11.10								
	1.4 Turbo ECOTEC	103	12.09								
	1.6 SIDI	125	12.12								
	1.6 Turbo ECOTEC	85	12.09								
	1.6 Turbo ECOTEC	132	12.09								
	1.7 CDTi ECOTEC	81	12.09								
1.7 CDTi ECOTEC	96	12.09									
1.8	103	10.11									
2.0 CDTi BiTurbo	143	12.12									
2.0 CDTi ECOTEC		12.09									
	1.3 CDTi ECOTEC	70	12.09	24.0112-0188.1	412188	+ 15" Rad ³⁾	268 12,0 10,0 +S +B				
	1.4 ecoFLEX	64	12.09								
	1.4 ecoFLEX	74	12.09								
	1.4 LPG Turbo ecoFLEX	103	01.12								
	1.4 Turbo ECOTEC	88	11.10								
	1.4 Turbo ECOTEC	103	12.09								
	1.6 SIDI	125	12.12								
	1.6 Turbo ECOTEC	85	12.09								
	1.6 Turbo ECOTEC	132	12.09								
	1.7 CDTi ECOTEC	81	12.09								
1.7 CDTi ECOTEC	96	12.09									
1.8	103	10.11									
2.0 CDTi BiTurbo	143	12.12									
2.0 CDTi ECOTEC		12.09									
	1.3 CDTi ECOTEC	70	12.09	24.0112-0189.1	412189	+ 16"/17" Rad ⁴⁾	292 12,0 10,0 +S +B				
	1.4 ecoFLEX	64	12.09								
	1.4 ecoFLEX	74	12.09								
	1.4 LPG Turbo ecoFLEX	103	01.12								
	1.4 Turbo ECOTEC	88	11.10								
	1.4 Turbo ECOTEC	103	12.09								
	1.6 SIDI	125	12.12								
	1.6 Turbo ECOTEC	85	12.09								
	1.6 Turbo ECOTEC	132	12.09								
	1.7 CDTi ECOTEC	81	12.09								
1.7 CDTi ECOTEC	96	12.09									
1.8	103	10.11									
2.0 CDTi BiTurbo	143	12.12									
2.0 CDTi ECOTEC		12.09									

OPEL ASTRA J Sports Tourer/Vau.Astra Sports Tourer (10-)

	1.3 CDTi ECOTEC	70	11.10	13.0460-7262.2	607262	+ 15" Rad ³⁾	25031 19,1 +/WK/Zub
	1.4 ecoFLEX	64	11.10				
	1.4 ecoFLEX	74	11.10				
	1.4 LPG Turbo ecoFLEX	103	01.12				
	1.4 Turbo ECOTEC	88	11.10				
	1.4 Turbo ECOTEC	103	11.10				
	1.6 ECOTEC	85	11.10				
	1.6 LPG	84	10.12				
	1.6 SIDI	125	12.12				
	1.6 Turbo ECOTEC	132	11.10				
1.7 CDTi ECOTEC		11.10					
1.7 CDTi ECOTEC	92	11.10					
2.0 CDTi BiTurbo	143	12.12					
2.0 CDTi ECOTEC		11.10					
	1.3 CDTi ECOTEC	70	11.10	13.0460-7263.2	607263	+ 16" Rad ¹⁾	24034 19,1 +/WK/Zub
	1.4 ecoFLEX	64	11.10				
	1.4 ecoFLEX	74	11.10				
	1.4 LPG Turbo ecoFLEX	103	01.12				
	1.4 Turbo ECOTEC	88	11.10				
	1.4 Turbo ECOTEC	103	11.10				
	1.6 ECOTEC	85	11.10				
	1.6 LPG	84	10.12				
	1.6 SIDI	125	12.12				

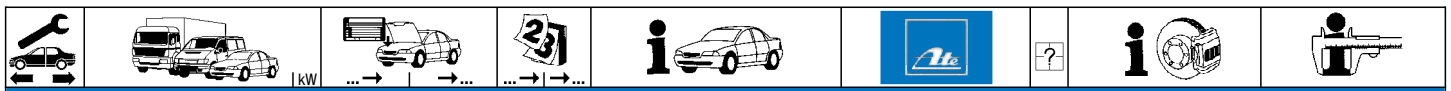
¹⁾ + 16" wheel / + ruota 16" / + roue 16" / + rueda 16"

²⁾ + 17" wheel / + ruota 17" / + roue 17" / + rueda 17"

³⁾ + 15" wheel / + ruota 15" / + roue 15" / + rueda 15"

⁴⁾ + 16"/17" wheel / + ruota 16"/17" / + roue 16"/17" / + ruedas 16"/17"





OPEL ASTRA J Sports Tourer/Vau.Astra Sports Tourer (10-)

	1.6 Turbo ECOTEC	132		11.10		13.0460-7263.2	607263		+ 16" Rad 1)	24034 19,1 +/WK/Zub	ATE
	1.7 CDTi ECOTEC			11.10		13.0470-7263.2	LD7263		+ 16" Rad 1)		
	1.7 CDTi ECOTEC	92		11.10							
	2.0 CDTi BiTurbo	143		12.12							
	2.0 CDTi ECOTEC			11.10							
	1.3 CDTi ECOTEC	70		11.10		13.0460-5612.2	605612		+ 17" Rad 2)	24412 19,0 +/WK/Zub	MAN
	1.4 ecoFLEX	64		11.10							
	1.4 ecoFLEX	74		11.10							
	1.4 LPG Turbo ecoFLEX	103		01.12							
	1.4 Turbo ECOTEC	88		11.10							
	1.4 Turbo ECOTEC	103		11.10							
	1.6 ECOTEC	85		11.10							
	1.6 LPG	84		10.12							
	1.6 SIDI	125		12.12							
	1.6 Turbo ECOTEC	132		11.10							
	1.7 CDTi ECOTEC			11.10							
	1.7 CDTi ECOTEC	92		11.10							
	2.0 CDTi BiTurbo	143		12.12							
	2.0 CDTi ECOTEC			11.10							
		1.3 CDTi ECOTEC	70		11.10		24.0126-0165.1	426165		+ 15" Rad 3)	276 26,0 23,0 V L +S +B
1.4 ecoFLEX		64		11.10		24.0126-0166.1	426166		+ 16" Rad 1)	300 26,0 23,0 V L +S +B	
1.4 ecoFLEX		74		11.10		24.0130-0224.1	430224		+ 17" Rad 2)	321 30,0 27,0 V L +S +B	
1.4 LPG Turbo ecoFLEX		103		01.12							
1.4 Turbo ECOTEC		88		11.10							
1.4 Turbo ECOTEC		103		11.10							
1.6 ECOTEC		85		11.10							
1.6 LPG		84		10.12							
1.6 SIDI		125		12.12							
1.6 Turbo ECOTEC		132		11.10							
1.7 CDTi ECOTEC				11.10							
1.7 CDTi ECOTEC		92		11.10							
2.0 CDTi BiTurbo		143		12.12							
2.0 CDTi ECOTEC				11.10							
		1.3 CDTi ECOTEC	70		11.10		13.0460-7264.2	607264			25096 17,0 +/WK/Zub
	1.4 ecoFLEX	64		11.10		13.0470-7264.2	LD7264			25096 17,0 +/WK/Zub	ATE
	1.4 ecoFLEX	74		11.10							
	1.4 LPG Turbo ecoFLEX	103		01.12							
	1.4 Turbo ECOTEC	88		11.10							
	1.4 Turbo ECOTEC	103		11.10							
	1.6 ECOTEC	85		11.10							
	1.6 LPG	84		10.12							
	1.6 SIDI	125		12.12							
	1.6 Turbo ECOTEC	132		11.10							
	1.7 CDTi ECOTEC			11.10							
	1.7 CDTi ECOTEC	92		11.10							
	2.0 CDTi BiTurbo	143		12.12							
	2.0 CDTi ECOTEC			11.10							
		1.3 CDTi ECOTEC	70		11.10		24.0112-0188.1	412188		+ 15" Rad 3)	268 12,0 10,0 +S +B
1.4 ecoFLEX		64		11.10		24.0112-0189.1	412189		+ 16"/17" Rad 4)	292 12,0 10,0 +S +B	
1.4 ecoFLEX		74		11.10							
1.4 LPG Turbo ecoFLEX		103		01.12							
1.4 Turbo ECOTEC		88		11.10							
1.4 Turbo ECOTEC		103		11.10							
1.6 ECOTEC		85		11.10							
1.6 LPG		84		10.12							
1.6 SIDI		125		12.12							
1.6 Turbo ECOTEC		132		11.10							
1.7 CDTi ECOTEC				11.10							
1.7 CDTi ECOTEC		92		11.10							
2.0 CDTi BiTurbo		143		12.12							
2.0 CDTi ECOTEC				11.10							

OPEL CALIBRA / Vauxhall Calibra (89-97)

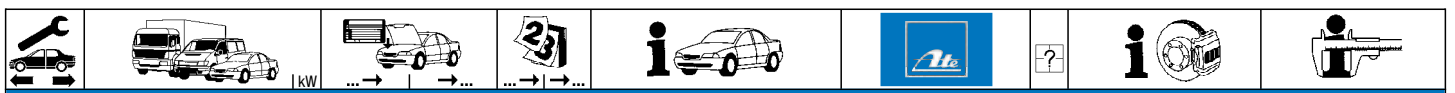
	2.0			09.89	07.97	13.0460-7052.2	607052			21190 17,5 +/WE	ATE	
	2.0 16V			09.89	07.97	24.8190-0705.2	620705	2		Warnkontakt L=670mm		
	2.0 16V 4x4			09.89	07.97							
	2.0 4x4			09.89	07.97							
	2.0 Turbo		S9999999	03.92		13.0460-7080.2	607080			21411 17,5 +	ATE	
	2.5		S9999999	02.93		24.8190-0707.2	620707	2		Warnkontakt L=685mm		
	2.0 Turbo	T1000001		07.97		13.0460-7091.2	607091			21829 20,3 +/WE	ATE	
	2.5	T1000001		07.97		24.8190-0713.2	620713	2		Warnkontakt L=685mm		
	2.0			09.89	07.97	24.0124-0115.1	424115			256 24,0 21,0 V L +S +B	PD	
	2.0 16V			09.89	07.97	24.0324-0115.1	524115			256 24,0 21,0 V L +S +B	PD	
	2.0 16V 4x4			09.89	07.97							
	2.0 4x4			09.89	07.97							
	2.0 Turbo		S9999999	03.92		24.0124-0133.1	424133			284 24,0 21,0 V L		
	2.5		S9999999	02.93								
	2.0 Turbo	T1000001		07.97		24.0125-0119.1	425119			288 25,0 22,0 V L +S +B		
	2.5	T1000001		07.97		24.0325-0119.1	525119			288 25,0 22,0 V L +S +B	PD	
		2.0			09.89	07.97	13.0460-4043.2	604043			21140 15,0	ATE
		2.0 16V			09.89	07.97	13.0460-0217.2	610217			Einbausatz	ATE
		2.0 16V 4x4			09.89	07.97						
		2.0 4x4			09.89	07.97						
2.0 Turbo			S9999999	03.92	07.97							

1) + 16" wheel / + ruota 16" / + roue 16" / + rueda 16"

2) + 17" wheel / + ruota 17" / + roue 17" / + rueda 17"
























3) + 15" wheel / + ruota 15" / + roue 15" / + rueda 15"

4) + 16"/17" wheel / + ruota 16"/17" / + roue 16"/17" / + ruedas 16"/17"



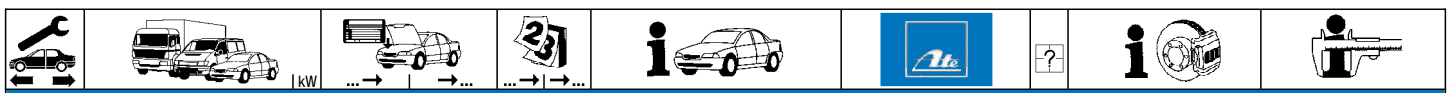
OPEL CALIBRA / Vauxhall Calibra (89-97)														
	2.5		T1000001			07.97			13.0460-4040.2 13.0460-0347.2	604040 610347			21050 15,8 Einbausatz	ATE
	2.0 2.0 16V 2.0 16V 4x4 2.0 4x4					09.89 09.89 09.89 09.89	07.97 07.97 07.97 07.97		24.0110-0205.1	410205			270 9,9 8,0 +B	
	2.0 Turbo 2.5					03.92 02.93	07.97 07.97		24.0110-0253.1	410253			270 10,0 8,0	
	2.0 2.0 16V 2.0 16V 4x4 2.0 4x4 2.0 Turbo					09.89 09.89 09.89 09.89 03.92	07.97 07.97 07.97 07.97 07.97		03.0137-0172.2 03.0137-9092.2	650172 669092			160 x 25 Einbausatz	
	2.5					02.93	07.97		03.0137-0172.2 03.0137-9243.2	650172 669243			160 x 25 Einbausatz	
OPEL CAMPO (91-96)														
	2.2 D 2.3 2.5 D 2.5 TD 3.1 TD					01.92 01.92 01.92 07.94 01.92	08.96 08.96 08.96 08.96 08.96		13.0460-5942.2 13.0460-0337.2	605942 610337			21544 16,5 +/-WK Einbausatz	AKE AKE
	2.2 D 2.3 2.5 D 2.5 TD 3.1 TD					01.92 01.92 01.92 07.94 01.92	08.96 08.96 08.96 08.96 08.96		24.0122-0156.1	422156			257 22,0 20,6 V	
OPEL CAMPO (97-01)														
	2.5 DTI 2.5 DTI 4x4 3.1 TD 3.1 TD 4x4					09.96 09.96 09.96 09.96	05.01 05.01 05.01 05.01		13.0460-5942.2 13.0460-0337.2	605942 610337			21544 16,5 +/-WK Einbausatz	AKE AKE
	2.5 DTI 2.5 DTI 4x4 3.1 TD 3.1 TD 4x4					09.96 09.96 09.96 09.96	05.01 05.01 05.01 05.01		24.0122-0156.1	422156			257 22,0 20,6 V	
	2.5 DTI 3.1 TD 2.5 DTI 4x4 3.1 TD 4x4					09.96 09.96 09.96 09.96	05.01 05.01 05.01 05.01		03.0137-0444.2 03.0137-0445.2	650444 650445			254 x 51 294 x 47	
OPEL CASCADA / Vauxhall Cascada (13-)														
	1.4 Turbo ECOTEC 1.4 Turbo ECOTEC 1.6 SIDI Turbo 2.0 CDTi BiTurbo 2.0 CDTi ECOTEC	88 103 125 143 121				01.13 01.13 01.13 01.13 01.13			13.0460-5612.2 13.0470-5612.2	605612 LD5612			24412 19,0 +/-WK/Zub 24412 19,0 +/-WK/Zub	MAN MAN
	1.4 Turbo ECOTEC 1.4 Turbo ECOTEC 1.6 SIDI Turbo 2.0 CDTi BiTurbo 2.0 CDTi ECOTEC	88 103 125 143 121				01.13 01.13 01.13 01.13 01.13			13.0460-7264.2 13.0470-7264.2	607264 LD7264			25096 17,0 +/-WK/Zub 25096 17,0 +/-WK/Zub	ATE ATE
	1.4 Turbo ECOTEC 1.4 Turbo ECOTEC 1.6 SIDI Turbo 2.0 CDTi BiTurbo 2.0 CDTi ECOTEC	88 103 125 143 121				01.13 01.13 01.13 01.13 01.13			24.0112-0189.1	412189			292 12,0 10,0 +S +B	
OPEL COMBO / Vauxhall Combo (01-11)														
	1.3 CDTi 1.4 16V 1.6 1.7 DI 16V 1.7 DTI 16V					06.03 10.01 10.01 10.01 10.01			13.0460-2857.2 13.0470-2857.2	602857 LD2857			23225 17,0 +/-WK/Zub/S LUC 23225 17,0 +/-WK/Zub/S LUC	LUC LUC
	1.3 CDTi 1.4 16V 1.6 1.6 CNG 1.7 CDTi 16V 1.7 DI 16V 1.7 DTI 16V	53000001 53000001 53000001 53000001 53000001 53000001				10.11 10.11 10.11 04.05 06.04 10.11 10.11			13.0460-7179.2 13.0470-7179.2	607179 LD7179			23832 20,2 +/-WK 23832 20,2 +/-WK	ATE ATE
	1.3 CDTi 1.4 16V 1.6 1.7 DI 16V 1.7 DTI 16V					06.03 10.01 10.01 10.01 10.01			24.0124-0166.1 24.0324-0166.1	424166 524166			260 24,0 21,0 V L +B 260 24,0 21,0 V L +B PD	
	1.3 CDTi 1.4 16V 1.6 1.6 CNG 1.7 DI 16V 1.7 DTI 16V	43033899 43033899 43033899 43033899 43033899 43033899				10.11 10.11 10.11 04.05 10.11 10.11			24.0125-0148.1 24.0325-0148.1	425148 525148			280 25,0 22,0 V L +S +B 280 25,0 22,0 V L +S +B PD	



								
OPEL COMBO / Vauxhall Combo (01-11)								
	1.7 CDTI 16V		06.04	10.11	24.0125-0131.1 24.0325-0131.1	425131 525131		280 24,8 22,0 V L +S +B 280 24,8 22,0 V L +S +B PD
	1.3 CDTI 1.4 16V 1.6 1.6 CNG 1.7 CDTI 16V 1.7 DI 16V 1.7 DTI 16V		06.03 10.01 10.01 04.05 06.03 10.01 10.01	10.11 10.11 10.11 10.11 10.11 10.11 10.11	24.0710-1002.1	360206	2 	Radsensor L=452
	1.3 CDTI 1.4 16V 1.6 1.6 CNG 1.7 CDTI 16V 1.7 DI 16V 1.7 DTI 16V		06.03 10.01 10.01 04.05 06.04 10.01 10.01	10.11 10.11 10.11 10.11 10.11 10.11 10.11	13.0460-2868.2 13.0470-2868.2	602868 LD2868		23417 15,3 +/WK/Zub/S LUC 23417 15,3 +/WK/Zub/S LUC
	1.3 CDTI 1.4 16V 1.6 1.6 CNG 1.7 DI 16V 1.7 DTI 16V		06.03 10.01 10.01 04.05 10.01 10.01	10.11 10.11 10.11 10.11 10.11 10.11	24.0110-0291.1	410291		264 10,0 8,0 +S +B
	1.3 CDTI 1.4 16V 1.6 1.6 CNG 1.7 CDTI 16V 1.7 DI 16V 1.7 DTI 16V		06.03 10.01 10.01 04.05 06.04 10.01 10.01	10.11 10.11 10.11 10.11 10.11 10.11 10.11	24.0110-0250.1	410250		264 9,8 8,0 +S +B
	1.3 CDTI 1.4 16V 1.6 1.6 CNG 1.7 CDTI 16V 1.7 DI 16V 1.7 DTI 16V		06.03 10.01 10.01 04.05 06.04 10.01 10.01	10.11 10.11 10.11 10.11 10.11 10.11 10.11	03.0137-0424.2 03.0137-9215.2	650424 669215		230 x 42 HEB Einbausatz
	1.3 CDTI 1.4 16V 1.6 1.6 CNG 1.7 CDTI 16V 1.7 DI 16V 1.7 DTI 16V		06.03 10.01 10.01 04.05 06.04 10.01 10.01	10.11 10.11 10.11 10.11 10.11 10.11 10.11	24.0223-0013.2	480061		230/231 x 50
	1.3 CDTI 1.4 16V 1.6 1.6 CNG 1.7 CDTI 16V 1.7 DI 16V 1.7 DTI 16V	36999999 36999999 36999999 36999999 36999999 36999999	06.03 10.01 10.01 04.05 06.04 10.01	10.11 10.11 10.11 10.11 10.11 10.11	24.0223-0021.1	480186		230/231 x 50
	1.3 CDTI 1.4 16V 1.6 1.6 CNG 1.7 CDTI 16V 1.7 DI 16V 1.7 DTI 16V	43000001 43000001 43000001 43000001 43000001 43000001	10.11 10.11 10.11 10.11 10.11 10.11	10.11 10.11 10.11 10.11 10.11 10.11	03.0520-6019.3	696019		19,05/230x42 TopKit
OPEL COMBO D / Vauxhall Combo D (11-)								
	1.3 CDTi 1.4 1.4 CNG 1.6 CDTi 1.6 CDTi 1.6 CDTi 2.0 CDTi	66 70 88 66 74 77 99	11.11 11.11 11.11 11.11 11.11 11.11	11.11 11.11 11.11 11.11 11.11 11.11	24.0122-0145.1	422145	+ 15" Rad ¹⁾	284 22,0 20,2 V +B
	1.3 CDTi 1.4 1.4 CNG 1.6 CDTi 1.6 CDTi 1.6 CDTi 2.0 CDTi	66 70 88 66 74 77 99	11.11 11.11 11.11 11.11 11.11 11.11	11.11 11.11 11.11 11.11 11.11 11.11	24.0128-0253.1	428253	+ 16" Rad ²⁾	305 28,0 26,0 V L +B
	1.3 CDTi 1.4 1.4 CNG 1.6 CDTi 1.6 CDTi 1.6 CDTi 2.0 CDTi	66 70 88 66 74 77 99	11.11 11.11 11.11 11.11 11.11 11.11	11.11 11.11 11.11 11.11 11.11 11.11	03.0137-0457.2	650457	+ 9" Bremse ³⁾ + 9" Bremse ³⁾ + 9" Bremse ³⁾ + 9" Bremse ³⁾ + 9" Bremse ³⁾ + 9" Bremse ³⁾	228 x 42 HEB
OPEL CORSA B / Vauxhall Corsa (93-00)								
	1.0 12V 1.2 1.2 16V 1.4 1.4 i 16V 1.4 Si 1.5 D 1.5 TD 1.6 GSI 16V		11.96 03.93 04.98 03.93 03.93 03.93 03.93 09.93	09.00 09.00 09.00 09.00 09.00 09.00 09.00 09.00	13.0460-7051.2	607051		20547 16,5 +/WE ATE

1) + 15" wheel / + ruota 15" / + roue 15" / + rueda 15"
2) + 16" wheel / + ruota 16" / + roue 16" / + rueda 16"
3) + 9" brake / + servofreno da 9" / + frein de 9" / + freno de 9"





OPEL CORSA B / Vauxhall Corsa (93-00)

	1.6 i 16V 1.7 D Combo		09.93 09.00 09.93 09.00 09.93 09.00		13.0460-7051.2 607051		20547 16,5 +WE	ATE
	1.0 12V 1.2 1.2 16V 1.2 16V 1.4 1.4 1.5 D 1.5 TD 1.7 D		11.96 09.00 03.93 09.00 04.98 09.00 04.98 09.00 03.93 09.00 03.93 09.00 03.93 09.00 03.93 09.00 09.93 09.00	- Sport/ + Schaltgetriebe ¹⁾ - Sport/ + Automatikgetr./ - Klimaanlage ²⁾ - Sport/ + Schaltgetriebe ¹⁾ - Sport/ + Automatikgetr./ - Klimaanlage ²⁾	24.0113-0161.1 413161 24.0313-0161.1 513161		236 12,7 9,7 +S +B 236 12,7 9,7 +S +B PD	
	1.2 16V 1.2 16V 1.4 1.4 1.4 i 16V 1.4 Si Combo	60	04.98 09.00 04.98 09.00 03.93 09.00 03.93 09.00 09.93 09.00 03.93 09.00 09.93 09.00	- Sport/ + Automatikgetr./ + Klimaanlage ³⁾ + Sport ⁴⁾ - Sport/ + Automatikgetr./ + Klimaanlage ³⁾ + Sport ⁴⁾	24.0120-0115.1 420115 24.0320-0115.1 520115		236 20,0 17,0 V L +S +B 236 20,0 17,0 V L +S +B PD	
	1.6 GSI 16V 1.6 i 16V	109	09.93 09.00 09.93 09.00		24.0120-0140.1 420140		256 20,0 17,0 V L +S +B	
	1.0 12V 1.2 1.2 16V 1.4 1.4 i 16V 1.4 Si 1.5 D 1.5 TD 1.6 GSI 16V 1.6 i 16V 1.7 D Combo	60 109	11.96 09.00 03.93 09.00 04.98 09.00 03.93 09.00 03.93 09.00 03.93 09.00 03.93 09.00 03.93 09.00 09.93 09.00 09.93 09.00 09.93 09.00 09.93 09.00		03.0137-0266.2 650266 03.0137-9166.2 669166		200 x 29 HEB Einbausatz	
			09.93 09.00		03.0137-0167.2 650167 03.0137-9053.2 669053		230 x 51 HEB Einbausatz	LUC LUC
	1.0 12V 1.2 1.2 16V 1.4 1.4 i 16V 1.4 Si 1.5 D 1.5 TD 1.6 GSI 16V 1.6 i 16V 1.7 D	60 109	11.96 09.00 03.93 09.00 04.98 09.00 03.93 09.00 03.93 09.00 03.93 09.00 03.93 09.00 03.93 09.00 09.93 09.00 09.93 09.00 09.93 09.00	- ABS - ABS - ABS - ABS - ABS - ABS - ABS - ABS	24.0220-0012.1 480017 24.0220-0712.2 480208		200/201 x 35 - Lager 200/201 x 35 + Lager	
	1.0 12V 1.2 1.2 16V 1.4 1.4 i 16V 1.4 Si 1.5 D 1.5 TD 1.6 GSI 16V 1.6 i 16V 1.7 D Combo	60 109	11.96 09.00 03.93 09.00 04.98 09.00 03.93 09.00 03.93 09.00 03.93 09.00 03.93 09.00 03.93 09.00 09.93 09.00 09.93 09.00 09.93 09.00 09.93 09.00	+ ABS + ABS + ABS + ABS + ABS + ABS + ABS + ABS	24.0220-0033.2 480132	mit Sensorring ⁵⁾	200/201 x 35	
			09.93 09.00		24.0223-0008.2 480038		230/230,9 x 59	
	1.0 12V 1.2 1.2 16V 1.4 1.4 i 16V 1.4 Si 1.5 D 1.5 TD 1.6 GSI 16V 1.6 i 16V 1.7 D Combo	60 109	11.96 09.00 03.93 09.00 04.98 09.00 03.93 09.00 03.93 09.00 03.93 09.00 03.93 09.00 03.93 09.00 09.93 09.00 09.93 09.00 09.93 09.00 09.93 09.00		03.0420-1019.3 681019 03.0520-1019.3 691019		19,05/200x29 Kit 19,05/200x29 TopKit	LUC LUC
			09.93 09.00		03.0520-5819.3 695819		19,05/230x51 TopKit	LUC

OPEL CORSA C / Vauxhall Corsa MK II (00-06)

	1.0 12V 1.2 16V 1.3 CDTI 1.4 16V 1.6 1.7 DI 16V 1.7 DTI 16V 1.8 16V 1.7 CDTI		09.00 09.06 09.00 09.06 06.03 09.06 09.00 09.06 09.01 09.06 09.00 09.06 09.00 09.06 09.00 09.06 06.03 09.06		13.0460-2857.2 602857 13.0470-2857.2 LD2857		23225 17,0 +WK/Zub/S LUC 23225 17,0 +WK/Zub/S LUC	
			09.00 09.06 09.00 09.06		13.0460-7179.2 607179 13.0470-7179.2 LD7179		23832 20,2 +WK 23832 20,2 +WK	ATE ATE
	1.0 12V 1.2 16V 1.0 12V 1.2 16V		09.00 09.06 09.00 09.06 09.00 09.06 09.00 09.06	- ABS - ABS + ABS + ABS	24.0111-0152.1 411152 24.0120-0174.1 420174		240 11,0 8,0 +B 240 20,0 17,0 V +B	

¹⁾ - Sport/ + manual transm. / - Sport/ + cambio velocità / - Sport/ + transm. mécanique / - Sport/ + cambio velocidad
²⁾ - Sport/+ auto.transm./- air condit. / - Sport/+ scatola.auto./- aria condiz. / - Sport/+ transm.auto./- air condit. / - Sport/+ cambio auto./- aire acond.
³⁾ - Sport/+ auto.transm./+ air condit. / - Sport/+ scatola.auto./+ aria condiz. / - Sport/+ transm.auto./+ air condit. / - Sport/+ cambio auto./+ aire acond.
⁴⁾ + Sport / + Sportivo / + Sport / + Deportivo
⁵⁾ with sensor ring / con sensori / avec secours ABS / con anillo sensor ABS





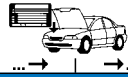















OPEL CORSA C / Vauxhall Corsa MK II (00-06)										
	1.7 DI 16V			09.00	09.06		24.0120-0174.1	420174		240 20,0 17,0 V +B
	1.3 CDTi			06.03	09.06		24.0124-0166.1	424166		260 24,0 21,0 V L +B
	1.4 16V			09.00	09.06		24.0324-0166.1	524166		260 24,0 21,0 V L +B PD
	1.6			09.01	09.06					
	1.7 DTi 16V			09.00	09.06					
	1.8 16V			09.00	09.06					
	1.7 CDTi			06.03	09.06		24.0125-0131.1	425131		280 24,8 22,0 V L +S +B
							24.0325-0131.1	525131		280 24,8 22,0 V L +S +B PD
	1.0 12V			09.00	09.06		24.0710-1002.1	360206	2	Radsensor L=452
	1.2 16V			09.00	09.06					
	1.3 CDTi			06.03	09.06					
	1.4 16V			09.00	09.06					
	1.6			09.01	09.06					
	1.7 CDTi			06.03	09.06					
	1.7 DI 16V			09.00	09.06					
	1.7 DTi 16V			09.00	09.06					
	1.8 16V			09.00	09.06					
	1.4 16V			09.00	09.06		13.0460-2858.2	602858		23284 14,0 /WK/S LUC
	1.8 16V			09.00	09.06		13.0470-2858.2	LD2858		23284 14,0 /WK/S LUC
	1.4 16V			09.00	09.06		24.0110-0268.1	410268		240 10,2 8,2 +B
	1.8 16V			09.00	09.06					
	1.0 12V			09.00	09.06	- ABS	03.0137-0395.2	650395		200 x 29 HEB
	1.2 16V			09.00	09.06	- ABS	03.0137-9166.2	669166		Einbausatz
	1.3 CDTi			06.03	09.06	- ABS				
	1.4 16V			09.00	09.06	- ABS				
	1.6			09.01	09.06	- ABS				
	1.7 CDTi			06.03	09.06	- ABS				
	1.7 DI 16V			09.00	09.06	- ABS				
	1.7 DTi 16V			09.00	09.06	- ABS				
	1.0 12V			09.00	09.06	+ ABS	03.0137-0396.2	650396		200 x 46 HEB
	1.2 16V			09.00	09.06	+ ABS	03.0137-9167.2	669167		Einbausatz
	1.3 CDTi			06.03	09.06	+ ABS				
	1.4 16V			09.00	09.06	+ ABS				
	1.6			09.01	09.06	+ ABS				
	1.7 DI 16V			09.00	09.06	+ ABS				
1.7 DTi 16V			09.00	09.06	+ ABS					
	1.0 12V			09.00	09.06	- ABS	24.0220-0039.1	480163		200/201 x 35
	1.2 16V			09.00	09.06	- ABS				
	1.3 CDTi			06.03	09.06	- ABS				
	1.4 16V			09.00	09.06	- ABS				
	1.6			09.01	09.06	- ABS				
	1.7 DI 16V			09.00	09.06	- ABS				
	1.7 DTi 16V			09.00	09.06	- ABS				
	1.0 12V			09.00	09.06	+ ABS	24.0220-0038.1	480162	ohne Sensorring ¹⁾	200/201 x 54 - Lager
	1.2 16V			09.00	09.06	+ ABS	24.0220-0738.2	480214	ohne Sensorring ¹⁾	200/201 x 54 + Lager
	1.3 CDTi			06.03	09.06	+ ABS				
	1.4 16V			09.00	09.06	+ ABS				
	1.6			09.01	09.06	+ ABS				
	1.7 DI 16V			09.00	09.06	+ ABS				
	1.7 DTi 16V			09.00	09.06	+ ABS				
	1.0 12V			09.00	09.06	- ABS	03.0520-5119.3	695119		19,05/200x29 TopKit
	1.2 16V			09.00	09.06	- ABS				
	1.3 CDTi			06.03	09.06	- ABS				
	1.4 16V			09.00	09.06	- ABS				
	1.6			09.01	09.06	- ABS				
	1.7 DI 16V			09.00	09.06	- ABS				
	1.7 DTi 16V			09.00	09.06	- ABS				
	1.0 12V			09.00	09.06	+ ABS	03.0520-5219.3	695219		19,05/200x46 TopKit
1.2 16V			09.00	09.06	+ ABS					
1.3 CDTi			06.03	09.06	+ ABS					
1.4 16V			09.00	09.06	+ ABS					
1.6			09.01	09.06	+ ABS					
1.7 DI 16V			09.00	09.06	+ ABS					
1.7 DTi 16V			09.00	09.06	+ ABS					
OPEL CORSA D / Vauxhall Corsa MK III (06-)										
	1.0 i			10.06		+ belüftete Scheiben ²⁾	13.0460-3839.2	603839		23982 18,1 +/WK/Zub/SBOS
	1.2	51		06.10			13.0470-3839.2	LD3839		23982 18,1 +/WK/Zub/SBOS
	1.2	63		06.10						
	1.2 i 16V	59		10.06						
	1.2 LPG			09.09						
	1.3 CDTi	55		10.06		+ Bremsscheibe 257mm ³⁾				
	1.3 CDTi	70		06.10		+ Bremsscheibe 257mm ³⁾				
	1.4	64		09.09						
	1.4	74		06.10						
	1.4 i 16V	66		10.06						
	1.3 CDTi	55		10.06		+ Bremsscheibe 284mm ⁴⁾	13.0460-3840.2	603840		23981 19,6 +/WK/Zub/SBOS
	1.3 CDTi	66		10.06			13.0470-3840.2	LD3840		23981 19,6 +/WK/Zub/SBOS
	1.3 CDTi	70		06.10		+ Bremsscheibe 284mm ⁴⁾				
	1.4 Turbo ecoFLEX	88		06.12			13.0460-3841.2	603841		24550 19,5 +/WK/Zub/SBOS
1.7 CDTi	92		10.06							
1.7 CDTi	96		06.10							

¹⁾ without sensor ring / senza sensori / sans secours ABS / sin anillo sensor ABS















²⁾ + ventilated discs / + dischi ventilati / + disques ventilés / + disco ventilado

³⁾ + brake disc 257mm / + dischi freno 257mm / + disque de frein 257mm / + disco de freno 257mm

⁴⁾ + brake disc 284mm / + dischi freno 284mm / + disque de frein 284mm / + disco de freno 284mm

										
OPEL CORSA D / Vauxhall Corsa MK III (06-)										
	1.6 Turbo GSI 1.6 Turbo OPC	110	06.07 03.07		13.0460-7179.2 13.0470-7179.2	607179 LD7179		23832 20,2 +WK 23832 20,2 +WK	ATE ATE	
	1.0 i 1.0 i 1.2 1.2 1.2 i 16V 1.2 LPG 1.3 CDTi 1.3 CDTi 1.4 1.4 1.4 i 16V 1.3 CDTi 1.3 CDTi 1.3 CDTi 1.4 Turbo ecoFLEX 1.7 CDTi 1.7 CDTi 1.6 Turbo GSI 1.6 Turbo OPC	51 63 59 55 70 64 74 66 55 66 70 88 92 96 110	10.06 10.06 06.10 06.10 10.06 09.09 10.06 06.10 09.09 06.10 10.06 06.12 10.06 06.10 06.07 03.07 06.07					24.0112-0184.1 24.0122-0231.1 + Bremsscheibe 257mm ¹⁾ + Bremsscheibe 257mm ¹⁾ + Bremsscheibe 284mm ²⁾ + Bremsscheibe 284mm ²⁾ 24.0126-0146.1 24.0125-0142.1 24.0325-0142.1 - Nuerburgring Edition ³⁾	412184 422231 284 22,0 20,0 V +S +B 426146 425142 525142	257 12,0 10,0 +S +B 257 22,0 20,0 V +S +B 278 26,0 23,0 V L +B 308 25,0 23,0 V L +S +B 308 25,0 23,0 V L +S +B PD
	1.4 Turbo ecoFLEX 1.6 Turbo GSI 1.6 Turbo OPC 1.7 CDTi 1.7 CDTi	88 110 92 96	06.12 06.07 03.07 10.06 06.10		13.0460-3848.2	603848		24349 17,6 /Zub	BOS	
	1.4 Turbo ecoFLEX 1.6 Turbo GSI 1.6 Turbo OPC 1.7 CDTi 1.7 CDTi	88 110 92 96	06.12 06.07 03.07 10.06 06.10		24.0110-0347.1	410347		264 10,0 8,0 +B		
	1.0 i 1.2 1.2 1.2 i 16V 1.2 LPG 1.3 CDTi 1.3 CDTi 1.3 CDTi 1.4 1.4 1.4 i 16V 1.0 i 1.2 1.2 1.2 i 16V 1.2 LPG 1.3 CDTi 1.3 CDTi 1.3 CDTi 1.4 1.4 1.4 i 16V	51 63 59 55 66 70 64 74 66 51 63 59 55 66 70 64 74 66	10.06 06.10 06.10 10.06 09.09 10.06 10.06 06.10 09.09 06.10 10.06 10.06 06.10 09.09 10.06 10.06 06.10 09.09 06.10 10.06		03.0137-0479.2	650479	+ 3 türig ⁴⁾	203 x 38 HEB	AP	
	1.0 i 1.2 1.2 1.2 i 16V 1.2 LPG 1.3 CDTi 1.3 CDTi 1.3 CDTi 1.4 1.4 1.4 i 16V	51 63 59 55 66 70 64 74 66	10.06 06.10 06.10 10.06 09.09 10.06 10.06 06.10 09.09 06.10 10.06		03.0137-0478.2	650478	+ 5 türig ⁵⁾	228 x 42 HEB	AP	
	1.0 i 1.2 1.2 1.2 i 16V 1.2 LPG 1.3 CDTi 1.3 CDTi 1.3 CDTi 1.4 1.4 1.4 i 16V	51 63 59 55 66 70 64 74 66	10.06 06.10 06.10 10.06 09.09 10.06 10.06 06.10 09.09 06.10 10.06		24.0220-3035.1 24.0222-8037.1	480300 480302	+ 3 türig ⁴⁾ + 5 türig ⁵⁾	203/204,7 x 47 228/230 x 48		
	1.3 CDTi 1.3 CDTi 1.3 CDTi 1.4 1.4 1.4 i 16V	55 55 66 70 64 74 66	10.06 10.06 06.10 09.09 06.10 10.06	+ ecoFlex - ecoFlex	24.0220-3035.1 24.0222-8037.1	480300 480302		203/204,7 x 47 228/230 x 48		
	1.0 i 1.2 1.2 1.2 i 16V 1.2 LPG 1.3 CDTi 1.3 CDTi 1.3 CDTi 1.4 1.4 1.4 i 16V	51 63 59 55 66 70 64 74 66	10.06 06.10 06.10 10.06 09.09 10.06 10.06 06.10 09.09 06.10 10.06		03.0520-6719.3 03.0520-6819.3	696719 696819	+ Quick Fit/ + 3 türig ⁶⁾ + Quick Fit/ + 5 türig ⁷⁾	19,05/203x38 TopKit 19,05/228x42 TopKit	AP AP	
	1.3 CDTi 1.3 CDTi 1.3 CDTi 1.4 1.4 1.4 i 16V	55 66 70 64 74 66	10.06 10.06 06.10 09.09 06.10 10.06		03.0520-6819.3	696819	+ Quick Fit	19,05/228x42 TopKit	AP	
OPEL FRONTERA A (92-98)										
	2.0 2.2 16V 2.3 TD 2.4 2.5 TDS 2.8 TD		SV720102 SV720102 SV720102 SV720102 SV720102 SV720102	03.92 03.95 03.92 03.92 09.96 03.95	13.0460-5942.2 13.0460-0337.2	605942 610337		21544 16,5 +WK Einbausatz	AKE AKE	

¹⁾ + brake disc 257mm / + dischi freno 257mm / + disque de frein 257mm / + disco de freno 257mm
²⁾ + brake disc 284mm / + dischi freno 284mm / + disque de frein 284mm / + disco de freno 284mm
³⁾ - Nürburgring edition / - edizione Nürburgring / - édition Nürburgring / - edición Nürburgring
⁴⁾ + 3 door / + 3 porte / + 3 portes / + 3 puertas
⁵⁾ + 5 door / + 5 porte / + 5 portes / + 5 puertas
⁶⁾ + Quick Fit/ + 3 door / + Quick Fit/ + 3 porte / + Quick Fit/ + 3 portes / + Quick Fit/ + 3 puertas
⁷⁾ + Quick Fit/ + 5 door / + Quick Fit/ + 5 porte / + Quick Fit/ + 5 portes / + Quick Fit/ + 5 puertas

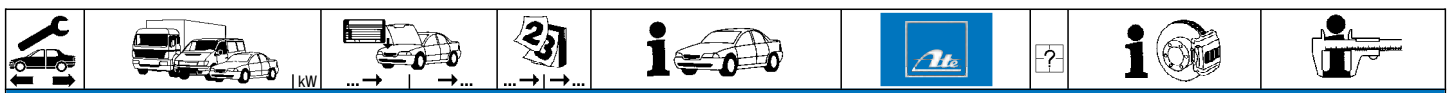
OPEL FRONTERA A (92-98)											
	2.0 2.2 16V 2.3 TD 2.4 2.5 TDS 2.8 TD	SV720103 SV720103 SV720103 SV720103 SV720103 SV720103			10.98 10.98 10.98 10.98 10.98 10.98		13.0460-5926.2 13.0460-0446.2	605926 610446		21845 16,5 +/WK Einbausatz	AKE AKE
	2.0 2.2 16V 2.3 TD 2.4 2.5 TDS 2.8 TD		SV720102 SV720102 SV720102 SV720102 SV720102 SV720102	03.92 03.95 03.92 03.92 09.96 03.95			24.0122-0156.1	422156		257 22,0 20,6 V	
	2.0 2.2 16V 2.3 TD 2.4 2.5 TDS 2.8 TD	SV720103 SV720103 SV720103 SV720103 SV720103 SV720103			10.98 - ABS 10.98 - ABS 10.98 - ABS 10.98 - ABS 10.98 - ABS 10.98 - ABS		24.0126-0111.1	426111		280 26,0 24,6 V +B	
	2.0 2.2 16V 2.3 TD 2.4 2.5 TDS 2.8 TD	SV720103 SV720103 SV720103 SV720103 SV720103 SV720103			10.98 + ABS 10.98 + ABS 10.98 + ABS 10.98 + ABS 10.98 + ABS 10.98 + ABS		24.0126-0111.1	426111		280 26,0 24,6 V +B	
	2.0 2.2 16V 2.3 TD 2.4 2.5 TDS 2.8 TD	SV720103 SV720103 SV720103 SV720103 SV720103 SV720103			10.98 10.98 10.98 10.98 10.98 10.98		13.0460-5927.2 13.0460-0447.2	605927 610447		21875 16,0 +/WK Einbausatz	AKE AKE
	2.0 2.2 16V 2.3 TD 2.4 2.5 TDS 2.8 TD	SV720103 SV720103 SV720103 SV720103 SV720103 SV720103			10.98 10.98 10.98 10.98 10.98 10.98		24.0118-0122.1	418122		313 18,0 16,6 V +B	
	2.0 2.2 16V 2.3 TD 2.4 2.5 TDS 2.8 TD		SV720102 SV720102 SV720102 SV720102 SV720102 SV720102	03.92 03.95 03.92 03.92 09.96 03.95			03.0137-0283.2 03.0137-9245.2	650283 669245		254 x 52 Einbausatz	
	2.0 2.2 16V 2.3 TD 2.4 2.5 TDS 2.8 TD		SV720102 SV720102 SV720102 SV720102 SV720102 SV720102	03.92 03.95 03.92 03.92 09.96 03.95			24.0225-4007.1	480112		254/255,5 x 61,5	
	2.0 2.2 16V 2.3 TD 2.4 2.5 TDS 2.8 TD	SV720103 SV720103 SV720103 SV720103 SV720103 SV720103			10.98 10.98 10.98 10.98 10.98 10.98		03.0137-0430.2	650430		210 x 32	
OPEL FRONTERA B (98-04)											
	2.2 DTI 2.2 i 3.2 i				10.98 02.04 10.98 02.04 10.98 02.04		13.0460-5926.2	605926	- Multifunkt.Anzeige ¹⁾	21845 16,5 +/WK	AKE
	2.2 DTI 2.2 i 3.2 i				10.98 02.04 10.98 02.04 10.98 02.04		24.0126-0111.1	426111		280 26,0 24,6 V +B	
	2.2 DTI 2.2 i 3.2 i				10.98 02.04 10.98 02.04 10.98 02.04		13.0460-5927.2 13.0460-0447.2	605927 610447		21875 16,0 +/WK Einbausatz	AKE AKE
	2.2 DTI 2.2 i 3.2 i				10.98 02.04 10.98 02.04 10.98 02.04		24.0118-0122.1	418122		313 18,0 16,6 V +B	
	2.2 DTI 2.2 i 3.2 i		2V599999 2V599999 2V599999	10.98 10.98 10.98			03.0137-0430.2	650430		210 x 32	
OPEL GT (07-09)											
	2.0	194		02.07 07.09			13.0460-7195.2 13.0470-7195.2	607195 LD7195		23482 16,6 + 23482 16,6 +	ATE ATE
OPEL INSIGNIA / Vauxhall Insignia (08-)											
	1.4 Turbo ecoFLEX 1.4 Turbo LPG ecoFLEX 1.6 1.6 SIDI 1.6 Turbo 1.8 2.0 BiTurbo CDTI	103 103 85 125 132 103		06.11 07.12 07.08 03.13 10.08 07.08 07.08			13.0460-5611.2 13.0470-5611.2 13.0460-5612.2 13.0470-5612.2 13.0460-2754.2	605611 LD5611 605612 LD5612 602754	+ 16" Rad ²⁾ + 16" Rad ²⁾ + 17" Rad ³⁾ + 17" Rad ³⁾ + 17+" Rad ⁴⁾	24415 19,1 +/WK/Zub 24415 19,1 +/WK/Zub 24412 19,0 +/WK/Zub 24412 19,0 +/WK/Zub 24418 17,0 +/WK/Zub	MAN MAN MAN MAN LUC

1) - multi function display / - display multifunzionale / - ordinateur de bord / - indicador multifuncional

2) + 16" wheel / + ruota 16" / + roue 16" / + rueda 16"

3) + 17" wheel / + ruota 17" / + roue 17" / + rueda 17"

4) + 17+" wheel / + ruota 17+" / + roue 17+" / + rueda 17+"



OPEL INSIGNIA / Vauxhall Insignia (08-)

	2.0 BiTurbo CDTI 4x4		07.08		13.0460-5611.2	605611	+ 16" Rad ¹⁾	24415 19,1 +/WK/Zub	MAN
	2.0 CDTI	81	07.08		13.0470-5611.2	LD5611	+ 16" Rad ¹⁾	24415 19,1 +/WK/Zub	MAN
	2.0 CDTI	88	03.13		13.0460-5612.2	605612	+ 17" Rad ²⁾	24412 19,0 +/WK/Zub	MAN
	2.0 CDTI	96	07.08		13.0470-5612.2	LD5612	+ 17" Rad ²⁾	24412 19,0 +/WK/Zub	MAN
	2.0 CDTi	103	07.13		13.0460-2754.2	602754	+ 17+ " Rad ³⁾	24418 17,0 +/WK/Zub	LUC
	2.0 CDTI	118	07.08						
	2.0 CDTi	120	07.13						
	2.0 CDTI 4x4	118	06.10						
	2.0 CDTi 4x4	120	07.13						
	2.0 Turbo	162	07.08						
	2.0 Turbo	184	06.11						
	2.0 Turbo 4x4	162	07.08						
2.0 Turbo 4x4	184	09.11							
2.8 V6 T 4x4 OPC	239	07.09		13.0460-4855.2	604855	+ 18" Rad ⁴⁾	23325 16,4 /WK	BRE	
2.8 V6 Turbo 4x4	191	07.08							
	1.4 Turbo ecoFLEX	103	06.11		24.0130-0207.1	430207	+ 16" Rad ¹⁾	296 30,0 27,0 V L +S +B	
	1.4 Turbo LPG ecoFLEX	103	07.12		24.0130-0209.1	430209	+ 17" Rad ²⁾	321 30,0 27,0 V L +S +B	
	1.6	85	07.08						
	1.6 SIDI	125	03.13						
	1.6 Turbo	132	10.08						
	1.8	103	07.08						
	2.0 BiTurbo CDTI		07.08						
	2.0 BiTurbo CDTI 4x4		07.08						
	2.0 CDTI	81	07.08						
	2.0 CDTI	88	03.13						
	2.0 CDTI	96	07.08						
	2.0 CDTi	103	07.13						
	2.0 CDTI	118	07.08						
	2.0 CDTi	120	07.13						
	2.0 CDTI 4x4	118	06.10						
	2.0 CDTi 4x4	120	07.13						
	2.0 Turbo	162	07.08						
	2.0 Turbo	184	06.11						
	2.0 Turbo 4x4	162	07.08						
	2.0 Turbo 4x4	184	09.11						
2.0 Turbo 4x4	184	07.08							
1.4 Turbo ecoFLEX	103	06.11		24.0130-0208.1	430208	+ 17+ " Rad ³⁾	337 30,0 27,0 V L +S +B		
1.4 Turbo LPG ecoFLEX	103	07.12							
1.6	85	07.08							
1.6 SIDI	125	03.13							
1.6 Turbo	132	10.08							
1.8	103	07.08							
2.0 BiTurbo CDTI		07.08							
2.0 BiTurbo CDTI 4x4		07.08							
2.0 CDTI	81	07.08							
2.0 CDTI	88	03.13							
2.0 CDTI	96	07.08							
2.0 CDTi	103	07.13							
2.0 CDTI	118	07.08							
2.0 CDTi	120	07.13							
2.0 CDTI 4x4	118	06.10							
2.0 CDTi 4x4	120	07.13							
2.0 Turbo	162	07.08							
2.0 Turbo	184	06.11							
2.0 Turbo 4x4	162	07.08							
2.0 Turbo 4x4	184	09.11							
2.8 V6 Turbo 4x4	191	07.08							
	1.4 Turbo ecoFLEX	103	06.11	D1999999	24.0711-5349.3	360332	2 - Flexride Fahrwerk ⁵⁾	Radsensor L=740	
	1.4 Turbo LPG ecoFLEX	103	07.12	D1999999					
	1.6	85	07.08	D1999999					
	1.6 SIDI	125	03.13	D1999999					
	1.6 Turbo	132	10.08	D1999999					
	1.8	103	07.08	D1999999					
	2.0 BiTurbo CDTI		07.08	D1999999					
	2.0 BiTurbo CDTI 4x4		07.08	D1999999					
	2.0 CDTI	81	07.08	D1999999					
	2.0 CDTI	88	03.13	D1999999					
	2.0 CDTI	96	07.08	D1999999					
	2.0 CDTi	103	07.13	D1999999					
2.0 CDTI	118	07.08	D1999999						
2.0 CDTi	120	07.13	D1999999						
2.0 CDTI 4x4	118	06.10	D1999999						
2.0 CDTi 4x4	120	07.13	D1999999						
2.0 Turbo	162	07.08	D1999999						
2.0 Turbo	184	06.11	D1999999						
2.0 Turbo 4x4	162	07.08	D1999999						
2.0 Turbo 4x4	184	09.11	D1999999						
	1.4 Turbo ecoFLEX	103	06.11		13.0460-2758.2	602758	+ 16" Rad ¹⁾	24421 17,2 +/WK/Zub	LUC
	1.4 Turbo LPG ecoFLEX	103	07.12		13.0470-2758.2	LD2758	+ 16" Rad ¹⁾	24421 17,2 +/WK/Zub	LUC
	1.6	85	07.08		13.0460-2755.2	602755	+ 17"/17+ " Rad ⁶⁾	24421 17,2 +/WK/Zub	LUC
	1.6 SIDI	125	03.13		13.0470-2755.2	LD2755	+ 17"/17+ " Rad ⁶⁾	24421 17,2 +/WK/Zub	LUC
	1.6 Turbo	132	10.08						
	1.8	103	07.08						
	2.0 BiTurbo CDTI		07.08						
	2.0 BiTurbo CDTI 4x4		07.08						
	2.0 CDTI	81	07.08						
	2.0 CDTI	88	03.13						
2.0 CDTI	96	07.08							

¹⁾ + 16" wheel / + ruota 16" / + roue 16" / + rueda 16"

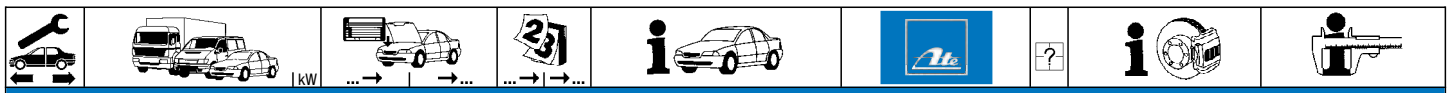
²⁾ + 17" wheel / + ruota 17" / + roue 17" / + rueda 17"

³⁾ + 17+ " wheel / + ruota 17+ " / + roue 17+ " / + rueda 17+ "

⁴⁾ + 18" wheel / + ruota 18" / + roue 18" / + rueda 18"

⁵⁾ - flexride suspension / - autotelaio flexride / - châssis de flexride / - suspensión flexride

⁶⁾ + 17"/17+ " wheel / + ruota 17"/17+ " / + roue 17"/17+ " / + rueda 17"/17+ "



OPEL INSIGNIA / Vauxhall Insignia (08-)

	2.0 CDTi	103		07.13		13.0460-2758.2	602758	+ 16" Rad ¹⁾	24421 17,2 +/WK/Zub	LUC	
	2.0 CDTi	118		07.08		13.0470-2758.2	LD2758	+ 16" Rad ¹⁾	24421 17,2 +/WK/Zub	LUC	
	2.0 CDTi	120		07.13		13.0460-2755.2	602755	+ 17"/17+ " Rad ²⁾	24421 17,2 +/WK/Zub	LUC	
	2.0 CDTi 4x4	118		06.10		13.0470-2755.2	LD2755	+ 17"/17+ " Rad ²⁾	24421 17,2 +/WK/Zub	LUC	
	2.0 CDTi 4x4	120		07.13							
	2.0 Turbo	162		07.08							
	2.0 Turbo	184		06.11							
	2.0 Turbo 4x4	162		07.08							
	2.0 Turbo 4x4	184		09.11							
	2.8 V6 T 4x4 OPC	239		07.09		13.0460-2755.2	602755	+ 18" Rad ³⁾	24421 17,2 +/WK/Zub	LUC	
	2.8 V6 Turbo 4x4	191		07.08							
	1.4 Turbo ecoFLEX	103		06.11		24.0112-0187.1	412187	+ 16" Rad ¹⁾	292 12,0 10,5 +S +B		
	1.4 Turbo LPG ecoFLEX	103		07.12		24.0123-0114.1	423114	+ 17"/17+ " Rad ²⁾	315 22,9 21,5 V +S +B		
	1.6	85		07.08							
	1.6 SIDI	125		03.13							
	1.6 Turbo	132		10.08							
	1.8	103		07.08							
	2.0 BiTurbo CDTi			07.08							
	2.0 BiTurbo CDTi 4x4			07.08							
	2.0 CDTi	81		07.08							
	2.0 CDTi	88		03.13							
	2.0 CDTi	96		07.08							
	2.0 CDTi	103		07.13							
	2.0 CDTi	118		07.08							
	2.0 CDTi	120		07.13							
	2.0 CDTi 4x4	118		06.10							
	2.0 CDTi 4x4	120		07.13							
	2.0 Turbo	162		07.08							
	2.0 Turbo	184		06.11							
	2.0 Turbo 4x4	162		07.08							
2.0 Turbo 4x4	184		09.11								
	2.8 V6 T 4x4 OPC	239		07.09		24.0123-0114.1	423114	+ 18" Rad ³⁾	315 22,9 21,5 V +S +B		
	2.8 V6 Turbo 4x4	191		07.08							
	1.4 Turbo ecoFLEX	103	B1999999	06.11		24.0711-5332.3	360327	2	Radsensor L=766		
	1.6	85	B1999999	07.08							
	1.6 Turbo	132	B1999999	10.08							
	1.8	103	B1999999	07.08							
	2.0 BiTurbo CDTi		B1999999	07.08							
	2.0 CDTi	81	B1999999	07.08							
	2.0 CDTi	96	B1999999	07.08							
	2.0 CDTi	118	B1999999	07.08							
	2.0 Turbo	162	B1999999	07.08							
	2.0 Turbo	184	B1999999	06.11							
		2.0 BiTurbo CDTi 4x4			07.08		24.0711-5294.3	360325	2	Radsensor L=1245	
		2.0 CDTi 4x4	118		06.10						
		2.0 CDTi 4x4	120		07.13						
	2.0 Turbo 4x4	162		07.08							
	2.0 Turbo 4x4	184		09.11							
	2.8 V6 Turbo 4x4	191		07.08							

OPEL INSIGNIA Sports Tourer / Vauxh. Insignia SportsTourer (08-)

	1.4 Turbo ecoFLEX	103		06.11		13.0460-5611.2	605611	+ 16" Rad ¹⁾	24415 19,1 +/WK/Zub	MAN
	1.4 Turbo LPG ecoFLEX	103		07.12		13.0470-5611.2	LD5611	+ 16" Rad ¹⁾	24415 19,1 +/WK/Zub	MAN
	1.6	85		07.08		13.0460-5612.2	605612	+ 17" Rad ⁴⁾	24412 19,0 +/WK/Zub	MAN
	1.6 SIDI	125		03.13		13.0470-5612.2	LD5612	+ 17" Rad ⁴⁾	24412 19,0 +/WK/Zub	MAN
	1.6 Turbo	132		10.08		13.0460-2754.2	602754	+ 17" Rad ⁴⁾	24418 17,0 +/WK/Zub	LUC
	1.8	103		07.08				+ 17+ " Rad ⁵⁾		
	2.0 BiTurbo CDTi			07.08						
	2.0 BiTurbo CDTi 4x4			07.08						
	2.0 CDTi	81		07.08						
	2.0 CDTi	88		03.13						
	2.0 CDTi	96		07.08						
	2.0 CDTi	103		07.13						
	2.0 CDTi	118		07.08						
	2.0 CDTi	120		07.13						
	2.0 CDTi 4x4	118		06.10						
	2.0 CDTi 4x4	120		07.13						
	2.0 Turbo	162		07.08						
	2.0 Turbo	184		06.11						
	2.0 Turbo 4x4	162		07.08						
2.0 Turbo 4x4	184		09.11							
	2.8 V6 T 4x4 OPC	239		07.09		13.0460-4855.2	604855	+ 18" Rad ³⁾	23325 16,4 /WK	BRE
	2.8 V6 Turbo 4x4	191		07.08						
	1.4 Turbo ecoFLEX	103		06.11		24.0130-0207.1	430207	+ 16" Rad ¹⁾	296 30,0 27,0 V L +S +B	
	1.4 Turbo LPG ecoFLEX	103		07.12		24.0130-0209.1	430209	+ 17" Rad ⁴⁾	321 30,0 27,0 V L +S +B	
	1.6	85		07.08						
	1.6 SIDI	125		03.13						
	1.6 Turbo	132		10.08						
	1.8	103		07.08						
	2.0 BiTurbo CDTi			07.08						
	2.0 BiTurbo CDTi 4x4			07.08						
	2.0 CDTi	81		07.08						
	2.0 CDTi	88		03.13						
	2.0 CDTi	96		07.08						
	2.0 CDTi	103		07.13						
	2.0 CDTi	118		07.08						















¹⁾ + 16" wheel / + ruota 16" / + roue 16" / + rueda 16"

²⁾ + 17"/17+ " wheel / + ruota 17"/17+ " / + roue 17"/17+ " / + rueda 17"/17+ "

³⁾ + 18" wheel / + ruota 18" / + roue 18" / + rueda 18"

⁴⁾ + 17" wheel / + ruota 17" / + roue 17" / + rueda 17"

⁵⁾ + 17+ " wheel / + ruota 17+ " / + roue 17+ " / + rueda 17+ "

								
OPEL INSIGNIA Sports Tourer / Vauxh. Insignia SportsTourer (08-)								
	2.0 CDTI	120		07.13	24.0130-0207.1	430207	+ 16" Rad ¹⁾	296 30,0 27,0 V L +S +B
	2.0 CDTI 4x4	118		06.10	24.0130-0209.1	430209	+ 17" Rad ²⁾	321 30,0 27,0 V L +S +B
	2.0 CDTI 4x4	120		07.13				
	2.0 Turbo	162		07.08				
	2.0 Turbo	184		06.11				
	2.0 Turbo 4x4	162		07.08				
	2.0 Turbo 4x4	184		09.11				
	1.4 Turbo ecoFLEX	103		06.11	24.0130-0208.1	430208	+ 17+" Rad ³⁾	337 30,0 27,0 V L +S +B
	1.4 Turbo LPG ecoFLEX	103		07.12				
	1.6	85		07.08				
	1.6 SIDI	125		03.13				
	1.6 Turbo	132		10.08				
	1.8	103		07.08				
	2.0 BiTurbo CDTI			07.08				
	2.0 BiTurbo CDTI 4x4			07.08				
	2.0 CDTI	81		07.08				
	2.0 CDTI	88		03.13				
	2.0 CDTI	96		07.08				
	2.0 CDTI	103		07.13				
2.0 CDTI	118		07.08					
2.0 CDTI	120		07.13					
2.0 CDTI 4x4	118		06.10					
2.0 CDTI 4x4	120		07.13					
2.0 Turbo	162		07.08					
2.0 Turbo	184		06.11					
2.0 Turbo 4x4	162		07.08					
2.0 Turbo 4x4	184		09.11					
2.8 V6 Turbo 4x4	191		07.08					
	1.4 Turbo ecoFLEX	103	D1999999	06.11	24.0711-5349.3	360332	2  - Flexride Fahrwerk ⁴⁾	Radsensor L=740
	1.4 Turbo LPG ecoFLEX	103	D1999999	07.12				
	1.6	85	D1999999	07.08				
	1.6 SIDI	125	D1999999	03.13				
	1.6 Turbo	132	D1999999	10.08				
	1.8	103	D1999999	07.08				
	2.0 BiTurbo CDTI		D1999999	07.08				
	2.0 BiTurbo CDTI 4x4		D1999999	07.08				
	2.0 CDTI	81	D1999999	07.08				
	2.0 CDTI	88	D1999999	03.13				
	2.0 CDTI	96	D1999999	07.08				
	2.0 CDTI	103	D1999999	07.13				
	2.0 CDTI	118	D1999999	07.08				
	2.0 CDTI	120	D1999999	07.13				
	2.0 CDTI 4x4	118	D1999999	06.10				
	2.0 CDTI 4x4	120	D1999999	07.13				
	2.0 Turbo	162	D1999999	07.08				
	2.0 Turbo	184	D1999999	06.11				
	2.0 Turbo 4x4	162	D1999999	07.08				
2.0 Turbo 4x4	184	D1999999	09.11					
	1.4 Turbo ecoFLEX	103		06.11	13.0460-2758.2	602758	+ 16" Rad ¹⁾	24421 17,2 +/WK/Zub LUC
	1.4 Turbo LPG ecoFLEX	103		07.12	13.0470-2758.2	LD2758	+ 16" Rad ¹⁾	24421 17,2 +/WK/Zub LUC
	1.6	85		07.08	13.0460-2755.2	602755	+ 17"/17+ " Rad ⁵⁾	24421 17,2 +/WK/Zub LUC
	1.6 SIDI	125		03.13	13.0470-2755.2	LD2755	+ 17"/17+ " Rad ⁵⁾	24421 17,2 +/WK/Zub LUC
	1.6 Turbo	132		10.08				
	1.8	103		07.08				
	2.0 BiTurbo CDTI			07.08				
	2.0 BiTurbo CDTI 4x4			07.08				
	2.0 CDTI	81		07.08				
	2.0 CDTI	88		03.13				
	2.0 CDTI	96		07.08				
	2.0 CDTI	103		07.13				
	2.0 CDTI	118		07.08				
	2.0 CDTI	120		07.13				
	2.0 CDTI 4x4	118		06.10				
	2.0 CDTI 4x4	120		07.13				
	2.0 Turbo	162		07.08				
	2.0 Turbo	184		06.11				
	2.0 Turbo 4x4	162		07.08				
2.0 Turbo 4x4	184		09.11					
2.8 V6 T 4x4 OPC	239		07.09	13.0460-2755.2	602755	+ 18" Rad ⁶⁾	24421 17,2 +/WK/Zub LUC	
2.8 V6 Turbo 4x4	191		07.08	13.0470-2755.2	LD2755	+ 18" Rad ⁶⁾	24421 17,2 +/WK/Zub LUC	
	1.4 Turbo ecoFLEX	103		06.11	24.0112-0187.1	412187	+ 16" Rad ¹⁾	292 12,0 10,5 +S +B
	1.4 Turbo LPG ecoFLEX	103		07.12	24.0123-0114.1	423114	+ 17"/17+ " Rad ⁵⁾	315 22,9 21,5 V +S +B
	1.6	85		07.08				
	1.6 SIDI	125		03.13				
	1.6 Turbo	132		10.08				
	1.8	103		07.08				
	2.0 BiTurbo CDTI			07.08				
	2.0 BiTurbo CDTI 4x4			07.08				
	2.0 CDTI	81		07.08				
	2.0 CDTI	88		03.13				
	2.0 CDTI	96		07.08				
	2.0 CDTI	103		07.13				
	2.0 CDTI	118		07.08				
	2.0 CDTI	120		07.13				
	2.0 CDTI 4x4	118		06.10				
	2.0 CDTI 4x4	120		07.13				
	2.0 Turbo	162		07.08				

¹⁾ + 16" wheel / + ruota 16" / + roue 16" / + rueda 16"

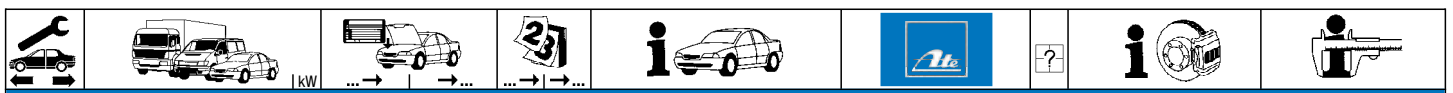
²⁾ + 17" wheel / + ruota 17" / + roue 17" / + rueda 17"

³⁾ + 17+" wheel / + ruota 17+" / + roue 17+" / + rueda 17+"

⁴⁾ - flexride suspension / - autotelaio flexride / - châssis de flexride / - suspensión flexride

⁵⁾ + 17"/17+" wheel / + ruota 17"/17+" / + roue 17"/17+" / + rueda 17"/17+"

⁶⁾ + 18" wheel / + ruota 18" / + roue 18" / + rueda 18"



OPEL INSIGNIA Sports Tourer / Vauxh. Insignia SportsTourer (08-)

























	2.0 Turbo	184		06.11		24.0112-0187.1	412187	+ 16" Rad ¹⁾	292 12,0 10,5 +S +B
	2.0 Turbo 4x4	162		07.08		24.0123-0114.1	423114	+ 17"/17+ " Rad ²⁾	315 22,9 21,5 V +S +B
	2.0 Turbo 4x4	184		09.11					
	2.8 V6 T 4x4 OPC	239		07.09		24.0123-0114.1	423114	+ 18" Rad ³⁾	315 22,9 21,5 V +S +B
	1.4 Turbo ecoFLEX	103	B1999999	06.11		24.0711-5332.3	360327	2	Radsensor L=766
	1.6	85	B1999999	07.08					
	1.6 Turbo	132	B1999999	10.08					
	1.8	103	B1999999	07.08					
	2.0 BiTurbo CDTI			07.08					
	2.0 CDTI	81		07.08					
	2.0 CDTI	96		07.08					
	2.0 CDTI	118		07.08					
	2.0 Turbo	162		07.08					
	2.0 Turbo	184		06.11					
	2.0 BiTurbo CDTI 4x4			07.08		24.0711-5294.3	360325	2	Radsensor L=1245
	2.0 CDTI 4x4	118		06.10					
	2.0 CDTI 4x4	120		07.13					
	2.0 Turbo 4x4	162		07.08					
	2.0 Turbo 4x4	184		09.11					
	2.8 V6 Turbo 4x4	191		07.08					

OPEL MERIVA A / Vauxhall Meriva Mk I (03-10)

	1.4 16V	66		07.04	05.10	+ 4-Loch Felge ⁴⁾	13.0460-2857.2	602857		23225 17,0 +WK/Zub/S LUC
	1.4 LPG	66		07.04	05.10	+ 4-Loch Felge ⁴⁾	13.0470-2857.2	LD2857		23225 17,0 +WK/Zub/S LUC
	1.6	64		05.03	05.10					
	1.3 CDTI	51		04.05	05.10		13.0460-7179.2	607179		23832 20,2 +WK ATE
	1.3 CDTI	55		09.03	05.10		13.0470-7179.2	LD7179		23832 20,2 +WK ATE
	1.4 16V	66		07.04	05.10	+ 5-Loch Felge ⁵⁾				
	1.4 LPG	66		07.04	05.10	+ 5-Loch Felge ⁵⁾				
	1.6	77		01.06	05.10					
	1.6 16V	74		05.03	05.10					
	1.6 Turbo OPC	132		09.05	05.10					
	1.7 CDTI	74		09.03	05.10					
	1.7 CDTI	92		09.06	05.10					
	1.7 DTI 16V	55		09.02	05.10					
	1.8 16V	92		09.02	05.10					
	1.4 16V	66		07.04	05.10		24.0124-0166.1	424166	für 4-Loch-Felge ⁶⁾	260 24,0 21,0 V L +B
	1.4 LPG	66		07.04	05.10		24.0324-0166.1	524166	für 4-Loch-Felge ⁶⁾	260 24,0 21,0 V L +B PD
	1.6	64		05.03	05.10					
	1.3 CDTI	51		04.05	05.10		24.0125-0148.1	425148	für 4-Loch-Felge ⁶⁾	280 25,0 22,0 V L +S +B
	1.3 CDTI	55		09.03	05.10		24.0325-0148.1	525148	für 4-Loch-Felge ⁶⁾	280 25,0 22,0 V L +S +B PD
	1.6	77		01.06	05.10					
	1.6 16V	74		05.03	05.10					
	1.7 DTI	48		05.03	05.10					
	1.7 DTI 16V	55		05.03	05.10					
	1.8 16V	92		05.03	05.10					
	1.3 CDTI	51		04.05	05.10		24.0125-0131.1	425131	für 5-Loch-Felge ⁷⁾	280 24,8 22,0 V L +S +B
	1.3 CDTI	55		09.03	05.10		24.0325-0131.1	525131	für 5-Loch-Felge ⁷⁾	280 24,8 22,0 V L +S +B PD
	1.4 16V	66		07.04	05.10					
	1.4 LPG	66		07.04	05.10					
	1.6	64		05.03	05.10					
	1.6	77		01.06	05.10					
1.6 16V	74		05.03	05.10						
	1.6 Turbo OPC	132		09.05	05.10		24.0125-0142.1	425142		308 25,0 23,0 V L +S +B
	1.7 CDTI	74		09.03	05.10		24.0325-0142.1	525142		308 25,0 23,0 V L +S +B PD
	1.7 CDTI	92		09.06	05.10					
	1.7 DTI	48		05.03	05.10					
	1.7 DTI 16V	55		05.03	05.10					
	1.8 16V	92		05.03	05.10					
	1.3 CDTI	51		04.05	05.10		13.0460-2868.2	602868		23417 15,3 +WK/Zub/S LUC
	1.3 CDTI	55		09.03	05.10		13.0470-2868.2	LD2868		23417 15,3 +WK/Zub/S LUC
	1.4 16V	66		07.04	05.10					
	1.4 LPG	66		07.04	05.10					
1.6	64		05.03	05.10						
	1.6	77		01.06	05.10					
	1.6 16V	74		05.03	05.10					
	1.6 Turbo OPC	132		09.05	05.10					
	1.7 CDTI	74		09.03	05.10					
	1.7 CDTI	92		09.06	05.10					
	1.7 DTI	48		05.03	05.10					
	1.7 DTI 16V	55		05.03	05.10					
	1.8 16V	92		05.03	05.10					
	1.4 16V	66		07.04	05.10		24.0110-0251.1	410251	für 4-Loch-Felge ⁶⁾	240 9,8 8,0 +S +B
	1.4 LPG	66		07.04	05.10		24.0310-0251.1	510251	für 4-Loch-Felge ⁶⁾	240 9,8 8,0 +S +B PD
1.6	64		05.03	05.10						
	1.3 CDTI	51		04.05	05.10		24.0110-0291.1	410291	für 4-Loch-Felge ⁶⁾	264 10,0 8,0 +S +B
	1.3 CDTI	55		09.03	05.10					
	1.6	77		01.06	05.10					
	1.6 16V	74		05.03	05.10					
	1.7 DTI	48		05.03	05.10					
	1.7 DTI 16V	55		05.03	05.10					
1.8 16V	92		05.03	05.10						

1) + 16" wheel / + ruota 16" / + roue 16" / + rueda 16"
 2) + 17"/17+" wheel / + ruota 17"/17+" / + roue 17"/17+" / + rueda 17"/17+"
 3) + 18" wheel / + ruota 18" / + roue 18" / + rueda 18"
 4) + 4 bore wheel rim / + cerchione a 4 fori / + jante à 4 trous / + Llantas de 4 taladros
 5) + 5 bore wheel rim / + cerchione a 5 fori / + jante à 5 trous / + Llantas de 5 taladros
 6) for 4 bore wheel rim / per cerchione a 4 fori / pour jante à 4 trous / para Llantas de 4 taladros
 7) for 5 bore wheel rim / per cerchione a 5 fori / pour jante à 5 trous / para Llantas de 5 taladros



        														
OPEL MERIVA A / Vauxhall Meriva Mk I (03-10)														
	1.3 CDTi	51		04.05	05.10	24.0110-0250.1	410250	für 5-Loch-Felge ¹⁾ für 5-Loch-Felge ¹⁾	264 9,8 8,0 +S +B 264 9,8 8,0 +S +B PD					
	1.3 CDTi	55		09.03	05.10	24.0310-0250.1	510250							
	1.4 16V	66		07.04	05.10									
	1.4 LPG	66		07.04	05.10									
	1.6	64		05.03	05.10									
	1.6	77		01.06	05.10									
	1.6 16V	74		05.03	05.10									
	1.6 Turbo OPC	132		09.05	05.10									
	1.7 CDTi	74		09.03	05.10									
	1.7 CDTi	92		09.06	05.10									
	1.7 DTi	48		05.03	05.10									
	1.7 DTi 16V	55		05.03	05.10									
1.8 16V	92		05.03	05.10										
OPEL MERIVA B / Vauxhall Meriva Mk II (10-)														
	1.3 CDTi	55		06.10		13.0460-7179.2	607179		23832 20,2 +/WK 23832 20,2 +/WK		ATE ATE			
	1.3 CDTi	70		06.10		13.0470-7179.2	LD7179							
	1.4	74		06.10										
	1.4	103		06.10										
	1.4 ecoFLEX	88		06.10										
	1.7 CDTi	74		06.10										
	1.7 CDTi	81		06.10										
1.7 CDTi	96		06.10											
	1.3 CDTi	55		06.10		24.0125-0131.1	425131		280 24,8 22,0 V L +S +B					
	1.3 CDTi	70		06.10										
	1.4	74		06.10										
	1.4 ecoFLEX	88		06.10										
	1.7 CDTi	74		06.10										
	1.7 CDTi	81		06.10										
	1.7 CDTi	96		06.10										
	1.4	103		06.10		24.0125-0142.1	425142		308 25,0 23,0 V L +S +B					
	1.7 CDTi	74		06.10										
	1.7 CDTi	81		06.10										
	1.7 CDTi	96		06.10										
	1.3 CDTi	55		06.10		13.0460-2868.2	602868					23417 15,3 +/WK/Zub/S LUC 23417 15,3 +/WK/Zub/S LUC		
	1.3 CDTi	70		06.10		13.0470-2868.2	LD2868							
	1.4	74		06.10										
1.4	103		06.10											
1.4 ecoFLEX	88		06.10											
1.7 CDTi	74		06.10											
1.7 CDTi	81		06.10											
1.7 CDTi	96		06.10											
	1.3 CDTi	55		06.10		24.0110-0250.1	410250		264 9,8 8,0 +S +B					
	1.3 CDTi	70		06.10										
	1.4	74		06.10										
	1.4	103		06.10										
	1.4 ecoFLEX	88		06.10										
	1.7 CDTi	74		06.10										
	1.7 CDTi	81		06.10										
1.7 CDTi	96		06.10											
OPEL MONTEREY (92-98)														
	3.1 TD			09.91	07.98	13.0460-5926.2	605926		21845 16,5 +/WK Einbausatz		AKE AKE			
	3.2			05.92	07.98	13.0460-0446.2	610446							
	3.1 TD			09.91	07.98	24.0126-0111.1	426111		280 26,0 24,6 V +B					
	3.2			05.92	07.98									
	3.1 TD			09.91	07.98	24.0126-0111.1	426111		280 26,0 24,6 V +B					
	3.2			05.92	07.98									
	3.1 TD			09.91	07.98	13.0460-5927.2	605927		21875 16,0 +/WK Einbausatz		AKE AKE			
	3.2			05.92	07.98	13.0460-0447.2	610447							
	3.1 TD			09.91	07.98	24.0118-0122.1	418122		313 18,0 16,6 V +B					
	3.2			05.92	07.98									
OPEL MONTEREY (98-99)														
	3.0 DTi			07.98	08.99	13.0460-5926.2	605926		21845 16,5 +/WK Einbausatz		AKE AKE			
	3.5 V6			07.98	08.99	13.0460-0446.2	610446							
	3.0 DTi			07.98	08.99	24.0126-0111.1	426111		280 26,0 24,6 V +B					
	3.5 V6			07.98	08.99									
	3.0 DTi			07.98	08.99	24.0126-0111.1	426111		280 26,0 24,6 V +B					
	3.5 V6			07.98	08.99									
	3.0 DTi			07.98	08.99	13.0460-5927.2	605927		21875 16,0 +/WK Einbausatz		AKE AKE			
	3.5 V6			07.98	08.99	13.0460-0447.2	610447							
	3.0 DTi			07.98	08.99	24.0118-0122.1	418122		313 18,0 16,6 V +B					
	3.5 V6			07.98	08.99									

¹⁾ for 5 bore wheel rim / per cerchione a 5 fori / pour jante à 5 trous / para Llantas de 5 taladros



OPEL MOVANO A (98-10)

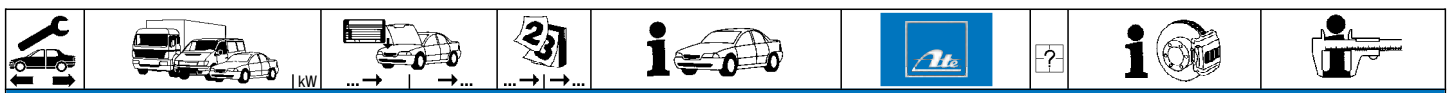
	1.9 DTI		09.00	01.10	+ 15" Rad ¹⁾	13.0460-3946.2	603946		23302 18,0 /WE	BDX
	2.2 DTI 16V	66	09.00	01.10	+ 15" Rad ¹⁾					
	2.5 CDTI	74	09.06	01.10	+ 15" Rad ¹⁾					
	2.5 CDTI	88	09.06	01.10	+ 15" Rad ¹⁾					
	2.5 CDTI	107	09.06	01.10	+ 15" Rad ¹⁾					
	2.5 D	59	07.98	09.00	+ 15" Rad ¹⁾					
	2.5 DTI		10.01	01.10	+ 15" Rad ¹⁾					
	2.8 DTI		07.98	10.01	+ 15" Rad ¹⁾					
	3.0 DTI	100	10.03	01.10	+ 15" Rad ¹⁾					
	1.9 DTI		09.00	01.10	+ 16" Rad ²⁾					
2.2 DTI 16V	66	09.00	01.10	+ 16" Rad ²⁾						
2.5 CDTI	74	09.06	01.10	+ 16" Rad ²⁾						
2.5 CDTI	88	09.06	01.10	+ 16" Rad ²⁾						
2.5 CDTI	107	09.06	01.10	+ 16" Rad ²⁾						
2.5 D	59	07.98	09.00	+ 16" Rad ²⁾						
2.5 DTI		10.01	01.10	+ 16" Rad ²⁾						
2.8 DTI		07.98	10.01	+ 16" Rad ²⁾						
3.0 DTI	100	10.03	01.10	+ 16" Rad ²⁾						
	1.9 DTI		09.00	01.10	+ 15" Rad ¹⁾	24.0124-0162.1	424162		280 24,0 21,0 V +B	
	2.2 DTI 16V	66	09.00	01.10	+ 15" Rad ¹⁾					
	2.5 CDTI	74	09.06	01.10	+ 15" Rad ¹⁾					
	2.5 CDTI	88	09.06	01.10	+ 15" Rad ¹⁾					
	2.5 CDTI	107	09.06	01.10	+ 15" Rad ¹⁾					
	2.5 D	59	07.98	09.00	+ 15" Rad ¹⁾					
	2.5 DTI		10.01	01.10	+ 15" Rad ¹⁾					
	2.8 DTI		07.98	10.01	+ 15" Rad ¹⁾					
	3.0 DTI	100	10.03	01.10	+ 15" Rad ¹⁾					
	1.9 DTI		09.00	01.10	+ 16" Rad ²⁾					
2.2 DTI 16V	66	09.00	01.10	+ 16" Rad ²⁾						
2.5 CDTI	74	09.06	01.10	+ 16" Rad ²⁾						
2.5 CDTI	88	09.06	01.10	+ 16" Rad ²⁾						
2.5 CDTI	107	09.06	01.10	+ 16" Rad ²⁾						
2.5 D	59	07.98	09.00	+ 16" Rad ²⁾						
2.5 DTI		10.01	01.10	+ 16" Rad ²⁾						
2.8 DTI		07.98	10.01	+ 16" Rad ²⁾						
3.0 DTI	100	10.03	01.10	+ 16" Rad ²⁾						
	1.9 DTI		09.00	01.10		13.0460-3806.2	603806		23669 16,8 /S	BOS
	2.2 DTI 16V	66	09.00	01.10						
	2.5 CDTI	74	09.06	01.10						
	2.5 CDTI	88	09.06	01.10						
	2.5 CDTI	107	09.06	01.10						
	2.5 D	59	07.98	09.00						
	2.5 DTI		10.01	01.10						
	2.8 DTI		07.98	10.01						
	3.0 DTI	100	10.03	01.10						
		1.9 DTI		09.00	01.10					
2.2 DTI 16V		66	09.00	01.10						
2.5 CDTI		74	09.06	01.10						
2.5 CDTI		88	09.06	01.10						
2.5 CDTI		107	09.06	01.10						
2.5 D		59	07.98	09.00						
2.5 DTI			10.01	01.10						
2.8 DTI			07.98	10.01						
3.0 DTI		100	10.03	01.10						
		1.9 DTI		09.00	01.10		03.0137-0382.2	650382		280 x 65
	2.2 DTI 16V	66	09.00	01.10						
	2.5 D	59	07.98	09.00						
	2.5 DTI		10.01	01.10						
	2.8 DTI		07.98	10.01						
	1.9 DTI		09.00	01.10		24.0228-0002.1	480159		280/282 x 69,5	
	2.2 DTI 16V	66	09.00	01.10						
	2.5 D	59	07.98	09.00						
	2.5 DTI		10.01	01.10						
	2.8 DTI		07.98	10.01						

OPEL MOVANO B (10-)

	2.3 CDTI FWD	74	02.10			13.0460-4856.2	604856		25147 18,4 +/-WK	BRE
	2.3 CDTI FWD	92	02.10							
	2.3 CDTI FWD	107	05.10							
	2.3 CDTI FWD	110	01.13							
	2.3 CDTI RWD	74	02.10							
	2.3 CDTI RWD	92	02.10							
	2.3 CDTI RWD	107	05.10							
	2.3 CDTI RWD	110	01.13							
	2.3 CDTI FWD	74	02.10			24.0128-0252.1	428252		302 28,0 24,5 V +S +B	
	2.3 CDTI FWD	92	02.10							
	2.3 CDTI FWD	107	05.10							
	2.3 CDTI FWD	110	01.13							
	2.3 CDTI RWD	74	02.10							
	2.3 CDTI RWD	92	02.10							
	2.3 CDTI RWD	107	05.10							
	2.3 CDTI RWD	110	01.13							

¹⁾ + 15" wheel / + ruota 15" / + roue 15" / + rueda 15"

²⁾ + 16" wheel / + ruota 16" / + roue 16" / + rueda 16"

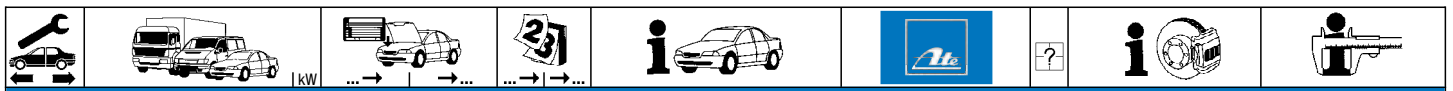


OPEL MOVANO B (10-)															
	2.3 CDTI FWD	74		02.10	+ Einfachbereifung ¹⁾	13.0460-4858.2	604858		25112 18,4 +/WK	BRE					
	2.3 CDTI FWD	92		02.10	+ Einfachbereifung ¹⁾										
	2.3 CDTI FWD	107		05.10	+ Einfachbereifung ¹⁾										
	2.3 CDTI FWD	110		01.13	+ Einfachbereifung ¹⁾										
	2.3 CDTI RWD	74		02.10	+ Einfachbereifung ¹⁾										
	2.3 CDTI RWD	92		02.10	+ Einfachbereifung ¹⁾										
	2.3 CDTI RWD	107		05.10	+ Einfachbereifung ¹⁾										
	2.3 CDTI RWD	110		01.13	+ Einfachbereifung ¹⁾										
	2.3 CDTI FWD	74		02.10	+ Doppelbereifung ²⁾	13.0460-4857.2	604857		25172 18,4 +/WK	BRE					
	2.3 CDTI FWD	92		02.10	+ Doppelbereifung ²⁾										
	2.3 CDTI FWD	107		05.10	+ Doppelbereifung ²⁾										
	2.3 CDTI FWD	110		01.13	+ Doppelbereifung ²⁾										
	2.3 CDTI RWD	74		02.10	+ Doppelbereifung ²⁾										
	2.3 CDTI RWD	92		02.10	+ Doppelbereifung ²⁾										
	2.3 CDTI RWD	107		05.10	+ Doppelbereifung ²⁾										
	2.3 CDTI RWD	110		01.13	+ Doppelbereifung ²⁾										
	2.3 CDTI FWD	74		02.10		24.0112-0191.1	412191		305 12,0 10,0 L +S +B						
	2.3 CDTI FWD	92		02.10											
	2.3 CDTI FWD	107		05.10											
	2.3 CDTI FWD	110		01.13											
	2.3 CDTI RWD	74		02.10	+ Einfachbereifung ¹⁾						24.0112-0190.1	412190		305 12,0 10,0 L +S +B	
	2.3 CDTI RWD	92		02.10	+ Einfachbereifung ¹⁾										
	2.3 CDTI RWD	107		05.10	+ Einfachbereifung ¹⁾										
	2.3 CDTI RWD	110		01.13	+ Einfachbereifung ¹⁾										
	2.3 CDTI RWD	74		02.10	+ Doppelbereifung ²⁾	24.0118-0153.1	418153		302 18,0 15,0 +B						
	2.3 CDTI RWD	92		02.10	+ Doppelbereifung ²⁾										
	2.3 CDTI RWD	107		05.10	+ Doppelbereifung ²⁾										
	2.3 CDTI RWD	110		01.13	+ Doppelbereifung ²⁾										

OPEL OMEGA B / Vauxhall Omega (94-03)											
	2.0		V1999999	03.94	- Sonderfahrzeuge/ - Polizei ³⁾	13.0460-7080.2	607080		21411 17,5 +	ATE	
	2.0 16V		V1999999	03.94	- Sonderfahrzeuge/ - Polizei ³⁾	24.8190-0710.2	620710	2	Warnkontakt L=730mm		
	2.0	W1000001		09.99		13.0460-2815.2	602815		21368 18,3 /WE/S	LUC	
	2.0 16V	W1000001		09.99		24.8190-0711.2	620711	2	Warnkontakt L=730mm		
	2.0 DTI 16V			09.97	08.00						
	2.2 16V			10.99	08.03						
	2.2 DTI 16V			09.00	08.03						
	2.5 DTI			09.01	08.03						
	2.5 TD			04.94	08.03						
	2.5 V6			03.94	09.00						
	2.6 V6			09.00	08.03						
	3.0 V6			04.94	01.01						
	3.2 V6			02.01	08.03						
		2.0		V1999999	03.94	- Sonderfahrzeuge/ - Polizei ³⁾	24.0124-0119.1	424119		286 24,0 21,0 V L +B	
2.0 16V			V1999999	03.94	- Sonderfahrzeuge/ - Polizei ³⁾						
2.0		W1000001		09.99		24.0128-0104.1	428104		296 28,0 25,0 V L +S +B		
2.0 16V		W1000001		09.99							
2.0 DTI 16V				09.97	08.00						
2.2 16V				10.99	08.03						
2.2 DTI 16V				09.00	08.03						
2.5 DTI				09.01	08.03						
2.5 TD				04.94	08.03						
2.5 V6				03.94	09.00						
2.6 V6				09.00	08.03						
3.0 V6				04.94	01.01						
3.2 V6				02.01	08.03						
		2.0			03.94	09.99	13.0460-4040.2	604040		21050 15,8	ATE
	2.0 16V			03.94	09.99	13.0460-0246.2	610246		Einbausatz		
	2.0 DTI 16V			09.97	08.00						
	2.2 16V			10.99	08.03						
	2.2 DTI 16V			09.00	08.03						
	2.5 DTI			09.01	08.03						
	2.5 TD			04.94	08.03						
	2.5 V6			03.94	08.03						
	2.6 V6			09.00	08.03						
	3.0 V6			04.94	01.01						
	3.2 V6			02.01	08.03						
		2.0			03.94	09.99	24.0112-0131.1	412131		286 12,0 10,0 +B	
		2.0 16V			03.94	09.99	24.0120-0171.1	420171		286 20,0 18,0 V +B	
		2.0 DTI 16V			09.97	08.00					
2.2 16V				10.99	08.03						
2.2 DTI 16V				09.00	08.03						
2.5 DTI				09.01	08.03						
2.5 TD				04.94	08.03						
2.5 V6				03.94	09.00						
	2.0		V1169750	03.94		03.0137-0172.2	650172		160 x 25		
	2.0 16V		V1169750	03.94		03.0137-9092.2	669092		Einbausatz		
	2.0 DTI 16V		V1169750	09.97							
	2.2 16V		V1169750	10.99							
	2.2 DTI 16V		V1169750	09.00							
	2.5 TD		V1169750	04.94							

¹⁾ + single tyre / + ruota singola / + roue simple / + cubierta simple
²⁾ + twin tyres / + ruote gemellate / + roue jumelée / + cubierta doble
³⁾ - special vehicles/ - Police / - veicoli speciali/ - Polizia / - véhicule spécial/ - Police / - vehículo especial/ - Police
⁴⁾ - ventilated discs / - dischi ventilati / - disques ventilés / - disco ventilado
































OPEL OMEGA B / Vauxhall Omega (94-03)

	3.0 V6		V1169750	04.94		03.0137-0172.2	650172		160 x 25
	3.2 V6		V1169750	02.01		03.0137-9092.2	669092		Einbausatz
	2.0		V1169751		09.99	03.0137-0172.2	650172		160 x 25
	2.0 16V		V1169751		09.99	03.0137-9242.2	669242		Einbausatz
	2.0 DTI 16V		V1169751		08.00				
	2.2 16V		V1169751		08.03				
	2.2 DTI 16V		V1169751		08.03				
	2.5 DTI			09.01	08.03				
	2.5 TD		V1169751		08.03				
	2.5 V6		V1169751		09.00				
	2.6 V6		V1169751		08.03				
	3.0 V6		V1169751		01.01				
	3.2 V6			02.01	08.03				

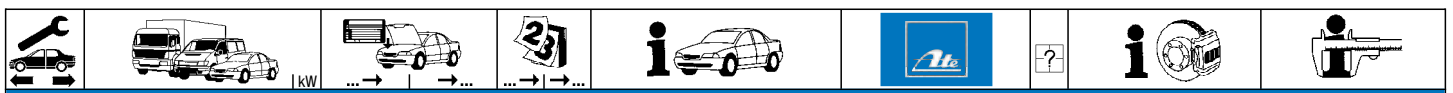
OPEL SIGNUM / Vauxhall Signum (03-08)

	1.8	90		05.03	05.08	13.0460-7212.2	607212	f. Bremssattel m.Stahlkolben ¹⁾	23738 20,1 +/WE	ATE
	1.8	103		09.05	05.08	13.0460-7172.2	607172	f. Bremssattel m.Kunststoffkolben ²⁾	23402 20,1 +/WE	ATE
	1.9 CDTI	74		08.05	05.08	13.0470-7172.2	LD7172	f. Bremssattel m.Kunststoffkolben ²⁾	23402 20,1 +/WE	ATE
	1.9 CDTI	88		04.04	05.08	24.8190-0719.2	620719	- 08.2004	Warnkontakt L=686mm	
	1.9 CDTI	110		04.04	05.08	24.8190-0720.2	620720	09.2004 -	Warnkontakt L=287mm	
	2.0 DTI			05.03	05.08					
	2.0 Turbo			05.03	05.08					
	2.2			03.03	05.08					
	2.2 DTI			05.03	05.08					
	3.0 V6 CDTI	130	31068238	05.03	05.08					
	3.2 V6		31068238	05.03	05.08					
	2.8 V6 Turbo			03.06	05.08	13.0460-7199.2	607199		23404 20,6 +/WE	ATE
	2.8 V6 Turbo	169	61000001		05.08	24.8190-0721.2	620721	ChNr. -41048790	Warnkontakt L=700mm	
	3.0 V6 CDTI	130	31068239		05.08	24.8190-0722.2	620722	ChNr. 41048791 -	Warnkontakt L=302mm	
	3.0 V6 CDTI	135	61000001		05.08					
	3.2 V6		31068239		05.08					
	1.8	90		05.03	05.08	24.0125-0141.1	425141	- Sportfahrwerk ³⁾	285 24,9 22,0 V L +S +B	
	1.8	103		09.05	05.08	24.0325-0141.1	525141	+ Sportfahrwerk/ - Polizei ⁴⁾	285 24,9 22,0 V L +S +B PD	
	1.9 CDTI	74		08.05	05.08			- Polizei ⁵⁾		
	1.9 CDTI	88		04.04	05.08			- Sportfahrwerk ³⁾		
	1.9 CDTI	110		04.04	05.08			- Sportfahrwerk ³⁾		
	2.0 DTI			05.03	05.08			- Sportfahrwerk ³⁾		
	2.2			03.03	05.08			- Sportfahrwerk ³⁾		
	2.2 DTI			05.03	05.08			- Sportfahrwerk ³⁾		
	1.8	90		05.03	05.08	24.0128-0137.1	428137	+ Sportfahrwerk ⁶⁾	302 28,0 25,0 V L +S +B	
	1.8	103		09.05	05.08	24.0328-0137.1	528137	+ Sportfahrwerk/ + Polizei ⁷⁾	302 28,0 25,0 V L +S +B PD	
	1.9 CDTI	74		08.05	05.08			+ Polizei ⁸⁾		
1.9 CDTI	88		04.04	05.08			+ Sportfahrwerk ⁶⁾			
1.9 CDTI	110		04.04	05.08			+ Sportfahrwerk ⁶⁾			
2.0 DTI			05.03	05.08			+ Sportfahrwerk ⁶⁾			
2.0 Turbo			05.03	05.08						
2.2			03.03	05.08			+ Sportfahrwerk ⁶⁾			
2.2 DTI			05.03	05.08			+ Sportfahrwerk ⁶⁾			
3.0 V6 CDTI	130	31068238	05.03	05.08						
3.2 V6		31068238	05.03	05.08						
	2.8 V6 Turbo			03.06	05.08	24.0128-0164.1	428164		314 28,0 25,0 V L +S +B	
	2.8 V6 Turbo	169	61000001		05.08					
	3.0 V6 CDTI	130	31068239		05.08					
	3.0 V6 CDTI	135	61000001		05.08					
	3.2 V6		31068239		05.08					
	1.8	90	71041573	05.03		13.0460-7194.2	607194		23482 16,6 +	ATE
	1.8	103	71041573	09.05		13.0470-7194.2	LD7194		23482 16,6 +	ATE
	1.9 CDTI	74	71041573	08.05						
	1.9 CDTI	88	71041573	04.04						
	1.9 CDTI	110	71041573	04.04						
	2.0 DTI		71041573	05.03						
	2.0 Turbo		71041573	05.03						
	2.2		71041573	03.03						
	2.2 DTI		71041573	05.03						
	2.8 V6 Turbo		71041573	03.06						
	2.8 V6 Turbo	169	71041573	09.05						
3.0 V6 CDTI	130	71041573	05.03							
3.0 V6 CDTI	135	71041573	09.05							
3.2 V6		71041573	05.03							
	1.8	90	71041574		05.08	13.0460-7195.2	607195		23482 16,6 +	ATE
	1.8	103	71041574		05.08	13.0470-7195.2	LD7195		23482 16,6 +	ATE
	1.9 CDTI	74	71041574		05.08					
	1.9 CDTI	88	71041574		05.08					
	1.9 CDTI	110	71041574		05.08					
	2.0 DTI		71041574		05.08					
	2.0 Turbo		71041574		05.08					
	2.2		71041574		05.08					
	2.2 DTI		71041574		05.08					
	2.8 V6 Turbo		71041574		05.08					
	2.8 V6 Turbo	169	71041574		05.08					
3.0 V6 CDTI	130	71041574		05.08						
3.0 V6 CDTI	135	71041574		05.08						
3.2 V6		71041574		05.08						

1) for br.caliper +steel piston / per pinza fr. +pistone acciaio / pour étrier f. +piston en acier / para pinza fr. +pistón de acero
2) for br.caliper +plastic piston / per pinza fr. +pistone plastica / pour étrier fr. +piston plastique / para pinza fr. + pistón plástico
3) - sports suspension / - sospensione sportiva / - châssis de sport / - suspensión deportiva
4) + sports suspension/ - Police / + sospensione sportiva/ - Polizia / + châssis de sport/ - Police / + suspensión deportiva/ - Police
5) - Police / - Polizia / - voiture de police / - Police
6) + sports suspension / + sospensione sportiva / + châssis de sport / + suspensión deportiva
7) + sports suspension/ + Police / + sospensione sportiva/ + Polizia / + châssis de sport/ + Police / + suspensión deportiva/ + Police
8) + Police / + Polizia / + voiture de police / + Police

									
OPEL SIGNUM / Vauxhall Signum (03-08)									
	1.8	90		05.03	05.08		24.0112-0157.1	412157	278 11,9 10,0 +S +B
	1.8	103		09.05	05.08		24.0312-0157.1	512157	278 11,9 10,0 +S +B PD
	1.9 CDTI	74		08.05	05.08				
	1.9 CDTI	88		04.04	05.08				
	1.9 CDTI	110		04.04	05.08				
	2.0 DTI			05.03	05.08				
	2.2			03.03	05.08				
	2.2 DTI			05.03	05.08				
	2.8 V6 Turbo			03.06	05.08				
	2.8 V6 Turbo	169		09.05	05.08				
	3.0 V6 CDTI	135		09.05	05.08				
	1.8	90		05.03	05.08		24.0120-0173.1	420173	292 19,9 18,0 V +S +B
	1.8	103		09.05	05.08		24.0320-0173.1	520173	292 19,9 18,0 V +S +B PD
	1.9 CDTI	74		08.05	05.08				
	1.9 CDTI	88		04.04	05.08				
	1.9 CDTI	110		04.04	05.08				
	2.0 DTI			05.03	05.08				
	2.0 Turbo			05.03	05.08				
	2.2			03.03	05.08				
	2.2 DTI			05.03	05.08				
	2.8 V6 Turbo			03.06	05.08				
	2.8 V6 Turbo	169		09.05	05.08				
	3.0 V6 CDTI	130		05.03	05.08				
	3.0 V6 CDTI	135		09.05	05.08				
	3.2 V6			05.03	05.08				
OPEL SINTRA / Vauxhall Sintra (97-99)									
	2.2 16V			11.96	04.99		13.0460-8002.2	608002	23358 18,0 +/WK
	2.2 DTI			07.97	04.99				
	3.0 V6			11.96	04.99				
	2.2 16V			11.96	04.99		24.0132-0110.1	432110	278 32,2 30,7 V
	2.2 DTI			07.97	04.99				
	3.0 V6			11.96	04.99				
	2.2 16V			11.96	04.99		13.0460-8011.2	608011	23361 14,8 +/WK
	2.2 DTI			07.97	04.99				
	3.0 V6			11.96	04.99				
	2.2 16V			11.96	04.99		24.0111-0133.1	411133	278 11,0 9,0 +B
	2.2 DTI			07.97	04.99				
	3.0 V6			11.96	04.99				
OPEL SPEEDSTER / Vauxhall VX220 (00-05)									
	2.0 Turbo			04.03	09.05		24.0125-0119.1	425119	288 25,0 22,0 V L +S +B
	2.2 16V			09.00	09.05		24.0325-0119.1	525119	288 25,0 22,0 V L +S +B PD
	2.0 Turbo			04.03	09.05		24.0125-0119.1	425119	288 25,0 22,0 V L +S +B
	2.2 16V			09.00	09.05		24.0325-0119.1	525119	288 25,0 22,0 V L +S +B PD
OPEL TIGRA / Vauxhall Tigra (94-00)									
	1.4 16V			07.94	12.00		13.0460-7051.2	607051	20547 16,5 +/WE ATE
	1.6 16V			07.94	08.98				
	1.4 16V			07.94	12.00		24.0120-0140.1	420140	256 20,0 17,0 V L +S +B
	1.6 16V			07.94	08.98				
	1.4 16V			07.94	12.00		03.0137-0266.2	650266	200 x 29 HEB
	1.6 16V			07.94	08.98		03.0137-9166.2	669166	Einbausatz
	1.4 16V			07.94	12.00	- ABS	24.0220-0012.1	480017	200/201 x 35 - Lager
	1.6 16V			07.94	08.98	- ABS	24.0220-0712.2	480208	200/201 x 35 + Lager
	1.4 16V			07.94	12.00	+ ABS	24.0220-0033.2	480132	200/201 x 35
	1.6 16V			07.94	08.98	+ ABS			mit Sensorring ¹⁾
	1.4 16V			07.94	12.00		03.0420-1019.3	681019	19,05/200x29 Kit LUC
	1.6 16V			07.94	08.98		03.0520-1019.3	691019	19,05/200x29 TopKit LUC
OPEL TIGRA TWIN TOP / Vau. Tigra Twin Top (04-09)									
	1.3 CDTI	51		06.04	08.09		13.0460-2857.2	602857	23225 17,0 +/WK/Zub/S LUC
	1.4	66		06.04	08.09		13.0470-2857.2	LD2857	23225 17,0 +/WK/Zub/S LUC
	1.8	92		06.04	08.09				
	1.3 CDTI	51		06.04	08.09		24.0124-0166.1	424166	260 24,0 21,0 V L +B
	1.4	66		06.04	08.09		24.0324-0166.1	524166	260 24,0 21,0 V L +B PD
	1.8	92		06.04	08.09				
	1.3 CDTI	51		06.04	08.09		24.0710-1002.1	360206	2  Radsensor L=452
	1.4	66		06.04	08.09				
	1.8	92		06.04	08.09				
	1.3 CDTI	51	ORGA 6E999999	06.04			13.0460-2858.2	602858	23284 14,0 /WK/S LUC
	1.4	66	ORGA 6E999999	06.04			13.0470-2858.2	LD2858	23284 14,0 /WK/S LUC
	1.8	92	ORGA 6E999999	06.04					
	1.3 CDTI	51		06.04	08.09		24.0110-0268.1	410268	240 10,2 8,2 +B
	1.4	66		06.04	08.09				
	1.8	92		06.04	08.09				

¹⁾ with sensor ring / con sensori / avec secours ABS / con anillo sensor ABS



OPEL TIGRA TWIN TOP / Vau. Tigra Twin Top (04-09)

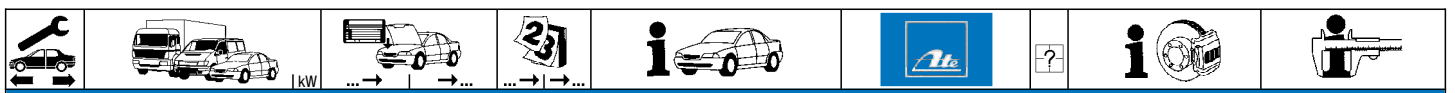
	1.3 CDTI 1.4 1.8	51 66 92		06.04 06.04 06.04	08.09 08.09 08.09	03.0137-0396.2 03.0137-9167.2	650396 669167		200 x 46 HEB Einbausatz
	1.3 CDTI 1.4 1.8	51 66 92		06.04 06.04 06.04	08.09 08.09 08.09	24.0220-0038.1 24.0220-0738.2	480162 480214	ohne Sensorring ¹⁾ ohne Sensorring ¹⁾	200/201 x 54 - Lager 200/201 x 54 + Lager

OPEL VECTRA A / Vauxhall Cavalier (89-95)

	1.4 1.4 1.6 1.6 1.7 D 1.7 D 1.7 TD 1.7 TD 1.8 1.8		N1038529 M5999999 N1038529 M5999999 N1038529 M5999999 N1038529 M5999999 N1038529 M5999999	09.88 09.88 09.88 09.88 09.88 09.88 09.88 09.88 09.88 09.88		13.0460-7048.2 13.0460-0127.2 24.8190-0704.2	607048 610127 620704	2	20939 15,8 /WE Einbausatz Warnkontakt L=660mm	DEL DEL
	1.4 1.4 1.6 1.6 1.7 D 1.7 D 1.7 TD 1.7 TD 1.8 1.8	N1038530 N5000001 N1038530 N5000001		08.95 08.95 08.95 08.95		13.0460-7051.2 24.8190-0707.2	607051 620707	2	20547 16,5 +/WE Warnkontakt L=685mm	ATE
	1.7 D 1.7 D 1.7 TD 1.7 TD 1.8 1.8 1.8 4x4 2.0 2.0 16V	S1000001 S5000001 S1000001 S5000001 S1000001 S5000001		08.95 08.95 08.95 08.95 08.95 08.95		13.0460-7052.2 24.8190-0705.2	607052 620705	2	21190 17,5 +/WE Warnkontakt L=670mm	ATE
	2.0 Turbo 2.5 i			03.92 02.93	08.95 08.95	13.0460-7080.2 24.8190-0707.2	607080 620707	2	21411 17,5 + Warnkontakt L=685mm	ATE
	1.4 1.4 1.6 1.6 1.7 D 1.7 D 1.7 TD 1.7 TD 1.8 1.8		N1038529 M5999999 N1038529 M5999999 N1038529 M5999999 N1038529 M5999999 N1038529 M5999999	09.88 09.88 09.88 09.88 09.88 09.88 09.88 09.88 09.88 09.88		24.0113-0161.1 24.0313-0161.1	413161 513161		236 12,7 9,7 +S +B 236 12,7 9,7 +S +B PD	
	1.4 1.4 1.6 1.6	N1038530 N5000001 N1038530 N5000001		08.95 08.95 08.95 08.95		24.0120-0115.1 24.0320-0115.1	420115 520115		236 20,0 17,0 V L +S +B 236 20,0 17,0 V L +S +B PD	
	1.7 D 1.7 D 1.7 TD 1.7 TD 1.8 1.8	N5000001 N1038530 N5000001 N1038530 N5000001 N1038530	R5999999 R1999999 R5999999 R1999999 R5999999 R1999999			24.0120-0140.1	420140		256 20,0 17,0 V L +S +B	
	1.7 D 1.7 D 1.7 TD 1.7 TD 1.8 1.8 1.8 4x4 2.0 2.0 16V	S1000001 S5000001 S1000001 S5000001 S1000001 S5000001		08.95 08.95 08.95 08.95 08.95 08.95		24.0124-0115.1 24.0324-0115.1	424115 524115		256 24,0 21,0 V L +S +B 256 24,0 21,0 V L +S +B PD	
	2.0 Turbo 2.5 i			03.92 02.93	08.95 08.95	24.0124-0133.1	424133		284 24,0 21,0 V L	
	1.8 4x4 2.0 2.0 16V 2.0 16V 4x4 2.0 4x4 2.0 Turbo 2.5 i			09.88 09.88 09.88 09.88 09.88 03.92 02.93	08.89 08.95 08.95 08.95 08.95 08.95 08.95	13.0460-4043.2 13.0460-0217.2	604043 610217		21140 15,0 Einbausatz	ATE ATE
	1.8 4x4 2.0 16V 2.0 16V 2.0 16V 2.0 16V 4x4 2.0 4x4		NV299999 N5299999 N1299999	09.88 09.88 09.88 09.88 08.95 08.95		24.0110-0205.1	410205		270 9,9 8,0 +B	
	2.0 2.0		NV299999 N5299999	09.88 09.88		24.0110-0144.1	410144		261 9,9 8,0	

¹⁾ without sensor ring / senza sensori / sans secours ABS / sin anillo sensor ABS





OPEL VECTRA A / Vauxhall Cavalier (89-95)

	2.0		N1299999	09.88		24.0110-0144.1	410144		261 9,9 8,0	
	2.0	P1000001				24.0110-0204.1	410204		260 10,0 8,0 +B	
	2.0 16V	P1000001								
	2.0 Turbo			03.92	08.95	24.0110-0253.1	410253		270 10,0 8,0	
	2.5 i			02.93	08.95	24.0110-0249.1	410249		260 10,0 8,0	
	1.4		N5999999	09.88		03.0137-0166.2	650166		200 x 46 HEB	LUC
	1.6		N5999999	09.88		03.0137-9060.2	669060		Einbausatz	LUC
	1.7 D		N5999999	09.88						
	1.7 TD		N5999999	09.88						
	1.8		N5999999	09.88						
	1.4	P1000001			08.95	03.0137-0267.2	650267		200 x 46 HEB	
	1.6	P1000001			08.95	03.0137-9167.2	669167		Einbausatz	
	1.7 D	P1000001			08.95					
	1.7 TD	P1000001			08.95					
	1.8	P1000001			08.95					
	1.4			09.88	08.95	24.0220-0001.2	480013		200/201 x 53	
	1.6			09.88	08.95					
	1.7 D			09.88	08.95					
	1.7 TD			09.88	08.95					
	1.8			09.88	08.95					
	1.4	P1000001			08.95	03.0420-4019.3	684019		19,05/200x46 Kit	DEL
	1.6	P1000001			08.95	03.0520-4019.3	694019		19,05/200x46 TopKit	DEL
	1.7 D	P1000001			08.95					
	1.7 TD	P1000001			08.95					
	1.8	P1000001			08.95					
	1.8 4x4		NV299999	09.88	08.89	03.0137-0172.2	650172		160 x 25	
	2.0		NV299999	09.88		03.0137-9092.2	669092		Einbausatz	
	2.0 16V		NV299999	09.88						
	2.0 Turbo		NV299999	03.92						
	2.5 i		NV299999	02.93						
	2.0	P1000001			08.95	03.0137-0172.2	650172		160 x 25	
	2.0 16V	P1000001			08.95	03.0137-9242.2	669242		Einbausatz	
	2.0 Turbo	P1000001			08.95					
	2.5 i	P1000001			08.95					

OPEL VECTRA B / Vauxhall Vectra (96-02)

	1.6		W7999999	09.95		13.0460-7052.2	607052		21190 17,5 +/-WE	ATE
	1.6 16V		W7999999	09.95		24.8190-0715.2	620715	2	Warnkontakt L=660mm	
	1.7 TD			09.95	11.96					
	1.8 i 16V		W7999999	09.95						
	2.0 DI 16V		W7999999	11.96						
	2.0 DTI 16V		W7999999	06.97						
	1.6	X1000001			04.02	13.0460-7091.2	607091		21829 20,3 +/-WE	ATE
	1.6 16V	X1000001			04.02	24.8190-0714.2	620714	2	Warnkontakt L=660mm	
	1.8 i 16V	X1000001			04.02					
	2.0 16V			09.95	04.02					
	2.0 DI 16V	X1000001			04.02					
	2.0 DTI 16V	X1000001			04.02					
	2.2 16V			09.00	04.02					
	2.2 DTI 16V			09.00	04.02					
	2.5 V6			09.95	09.00					
	2.6 V6			09.00	04.02					
	i 500 2.5	143		05.98	09.00	13.0460-7091.2	607091		21829 20,3 +/-WE	ATE
	1.6		W7999999	09.95		24.0124-0115.1	424115		256 24,0 21,0 V L +S +B	
	1.6 16V		W7999999	09.95		24.0324-0115.1	524115		256 24,0 21,0 V L +S +B PD	
	1.7 TD			09.95	11.96					
	1.8 i 16V		W7999999	09.95						
	2.0 DI 16V		W7999999	11.96						
	2.0 DTI 16V		W7999999	06.97						
	1.6	X1000001			04.02	24.0125-0119.1	425119		288 25,0 22,0 V L +S +B	
	1.6 16V	X1000001			04.02	24.0325-0119.1	525119		288 25,0 22,0 V L +S +B PD	
	1.8 i 16V	X1000001			04.02					
	2.0 16V			09.95	04.02					
	2.0 DI 16V	X1000001			04.02					
	2.0 DTI 16V	X1000001			04.02					
	2.2 16V			09.00	04.02					
	2.2 DTI 16V			09.00	04.02					
	2.5 V6			09.95	09.00					
	2.6 V6			09.00	04.02					
	i 500 2.5	143		05.98	09.00	24.0125-0142.1	425142		308 25,0 23,0 V L +S +B	
						24.0325-0142.1	525142		308 25,0 23,0 V L +S +B PD	
	1.6 16V			09.95	04.02	13.0460-4040.2	604040		21050 15,8	ATE
	1.7 TD			09.95	11.96	13.0460-0347.2	610347		Einbausatz	
	1.8 i 16V			09.95	04.02					
	2.0 16V			09.95	04.02					
	2.0 DI 16V Caravan			11.96	04.02					
	2.0 DTI 16V			06.97	04.02					
	2.2 16V			09.00	04.02					
	2.2 DTI 16V			09.00	04.02					
	2.5 V6			09.95	09.00					
	2.6 V6			09.00	04.02					





OPEL VECTRA B / Vauxhall Vectra (96-02)

	1.6 16V 1.7 TD 1.8 i 16V 2.0 DI 16V Caravan 2.0 DTI 16V		W7999999 W7999999 W7999999 W7999999	09.95 09.95 11.96 06.97	11.96	24.0110-0225.1 24.0310-0225.1	410225 510225		270 10,0 8,0 +S +B 270 10,0 8,0 +S +B PD
	1.6 16V 1.8 i 16V 2.0 16V 2.0 DI 16V Caravan 2.0 DTI 16V 2.2 16V 2.2 DTI 16V 2.5 V6 2.6 V6	X1000001 X1000001 X1000001 X1000001		04.02 04.02 09.95 04.02 04.02 09.00 09.00 09.95 09.00	04.02 04.02	24.0110-0226.1 24.0310-0226.1	410226 510226		286 10,0 8,0 +S +B 286 10,0 8,0 +S +B PD
	1.6 2.0 DI 16V Limousine			09.95 11.96	04.02 04.02	03.0137-0322.2 03.0137-9215.2	650322 669215		230 x 42 Einbausatz
	1.6 2.0 DI 16V Limousine		W7999999 W7999999	09.95 11.96		24.0223-0013.2	480061		230/231 x 50
	1.6 2.0 DI 16V Limousine	X1000001 X1000001			04.02 04.02	24.0223-0018.2	480136		230/231 x 50
	1.6 1.6 1.6 2.0 DI 16V Limousine 2.0 DI 16V Limousine 2.0 DI 16V Limousine	W7154259 W5276826 W1238519 W7154259 W5276826 W1238519	W7999999 W5999999 W1999999 W7999999 W5999999 W1999999			03.0520-5719.3	695719		19,05/230x42 TopKit LUC
	1.6 2.0 DI 16V Limousine	X1000001 X1000001			04.02 04.02	03.0520-7320.3	697320		20,64/230x42 TopKit LUC
	1.6 16V 1.7 TD 1.8 i 16V 2.0 16V 2.0 DI 16V Caravan 2.0 DTI 16V 2.2 16V 2.2 DTI 16V 2.5 V6 2.6 V6			09.95 09.95 09.95 09.95 11.96 06.97 09.00 09.00 09.95 09.00	04.02 11.96 04.02 04.02 04.02 04.02 04.02	03.0137-0172.2 03.0137-9243.2	650172 669243		160 x 25 Einbausatz

OPEL VECTRA C (F68,F69)/Vau. Vectra MK II (02-08)

	1.6 1.6 1.6 16V 1.8 1.8 1.8 16V 1.9 CDTI 1.9 CDTI 1.9 CDTI 2.0 DTI 16V 2.0 Turbo 2.2 16V 2.2 direct 2.2 DTI 16V	74 77 81 103 90 74 88 110 108 114		08.05 01.06 04.02 04.02 01.06 04.02 10.05 04.04 04.04 04.02 03.03 04.02 10.03 04.02	10.08 10.08 10.08 10.08 10.08 10.08 10.08 10.08 10.08 10.08 10.08 10.08 10.08 10.08 10.08	13.0460-7212.2 13.0460-7172.2 13.0470-7172.2 24.8190-0719.2 24.8190-0720.2	607212 607172 LD7172 620719 620720	1 1	f. Bremssattel m.Stahlkolben 1) f. Bremssattel m.Kunststoffkolben 2) f. Bremssattel m.Kunststoffkolben 2) Ch. - 48045597 Ch. 48045598-	23738 20,1 +/WE 23402 20,1 +/WE 23402 20,1 +/WE Warnkontakt L=686mm Warnkontakt L=287mm	ATE ATE ATE
	2.8 V6 Turbo 2.8 V6 Turbo 3.0 CDTI 3.0 V6 CDTI 3.2 V6 2.8 V6 Turbo OPC 2.8 V6 Turbo OPC	169 184 135 188 206		08.05 08.06 05.03 08.05 04.02 08.05 08.06	10.08 10.08 10.08 10.08 10.08 10.08 10.08	13.0460-7199.2 24.8190-0721.2 24.8190-0722.2 24.8190-0722.2	607199 620721 620722	1 1	Ch. - 48045597 Ch. 48045598-	23404 20,6 +/WE Warnkontakt L=700mm Warnkontakt L=302mm	ATE
	1.6 1.6 1.6 16V 1.8 1.8 1.8 16V 1.9 CDTI 1.9 CDTI 1.9 CDTI 2.0 DTI 16V 2.2 16V 2.2 direct 2.2 DTI 16V	74 77 81 103 90 74 88 110 108 114		08.05 01.06 04.02 04.02 01.06 04.02 10.05 04.04 04.04 04.02 04.02 10.03 04.02	10.08 10.08 10.08 10.08 10.08 10.08 10.08 10.08 10.08 10.08 10.08 10.08 10.08	24.0125-0141.1 24.0325-0141.1	425141 525141			285 24,9 22,0 V L +S +B 285 24,9 22,0 V L +S +B PD	
	1.8 1.8 1.8 16V 1.9 CDTI 2.0 Turbo 2.2 16V 2.2 direct 2.2 DTI 16V	81 103 90 74 108 114		04.02 01.06 04.02 10.05 03.03 04.02 10.03 04.02	10.08 10.08 10.08 10.08 10.08 10.08 10.08 10.08	24.0128-0137.1 24.0328-0137.1	428137 528137			302 28,0 25,0 V L +S +B 302 28,0 25,0 V L +S +B PD	
	3.0 CDTI 3.2 V6		31070293 31070293	05.03 04.02							

1) for br.caliper +steel piston / per pinza fr. +pistone acciaio / pour étrier f. +piston en acier / para pinza fr. +pistón de acero
2) for br.caliper +plastic piston / per pinza fr. +pistone plastica / pour étrier fr. +piston plastique / para pinza fr. +pistón plástico
3) - sports suspension / - sospensione sportiva / - châssis de sport / - suspensión deportiva
4) + sports suspension/ - Police / + sospensione sportiva/ - Polizia / + châssis de sport/ - Police / + suspensión deportiva/ - Police
5) - Police / - Polizia / - voiture de police / - Police
6) + sports suspension / + sospensione sportiva / + châssis de sport / + suspensión deportiva
7) + sports suspension/ + Police / + sospensione sportiva/ + Polizia / + châssis de sport/ + Police / + suspensión deportiva/ + Police
8) + Police / + Polizia / + voiture de police / + Police





OPEL VECTRA C (F68,F69)/Vau. Vectra MK II (02-08)

	2.8 V6 Turbo 2.8 V6 Turbo 3.0 CDTI 3.0 V6 CDTI 3.2 V6	169 184 31070294 135 31070294	61000001		08.06	10.08		24.0128-0164.1	428164			314 28,0 25,0 V L +S +B
	2.8 V6 Turbo OPC	188	61000001			10.08		24.0130-0189.1	430189			345 29,9 27,5 V L +B
	1.6 1.6 1.6 16V 1.8 1.8 1.8 16V 1.9 CDTI 1.9 CDTI 1.9 CDTI 2.0 DTI 16V 2.0 Turbo 2.2 16V 2.2 direct 2.2 DTI 16V 2.8 V6 Turbo 2.8 V6 Turbo 2.8 V6 Turbo OPC 3.0 CDTI 3.0 V6 CDTI 3.2 V6	74 77 81 103 90 74 88 110 74 88 110 108 114 169 184 188 135			08.05 01.06 04.02 04.02 01.06 04.02 10.05 04.04 04.04 04.02 03.03 04.02 10.03 04.02 08.05 08.06 08.05 05.03 08.05 04.02	10.08 10.08 10.08 10.08 10.08 10.08 10.08 10.08 10.08 10.08 10.08 10.08 10.08 10.08 10.08 10.08 10.08 10.08 10.08 10.08 10.08		13.0460-7194.2 13.0470-7194.2	607194 LD7194			23482 16,6 + 23482 16,6 + ATE ATE
	1.6 1.6 1.6 16V 1.8 1.8 1.8 16V 1.9 CDTI 1.9 CDTI 1.9 CDTI 2.0 DTI 16V 2.0 Turbo 2.2 16V 2.2 direct 2.2 DTI 16V 2.8 V6 Turbo 2.8 V6 Turbo 2.8 V6 Turbo OPC 3.0 CDTI 3.0 V6 CDTI 3.2 V6	74 77 81 103 90 74 88 110 74 88 110 108 114 169 184 188 135			08.05 01.06 04.02 04.02 01.06 04.02 10.05 04.04 04.04 04.02 03.03 04.02 10.03 04.02 08.05 08.06 08.05 05.03 08.05 04.02	10.08 10.08 10.08 10.08 10.08 10.08 10.08 10.08 10.08 10.08 10.08 10.08 10.08 10.08 10.08 10.08 10.08 10.08 10.08 10.08 10.08		24.0112-0157.1 24.0312-0157.1 24.0120-0173.1 24.0320-0173.1	412157 512157 420173 520173			278 11,9 10,0 +S +B 278 11,9 10,0 +S +B PD 292 19,9 18,0 V +S +B 292 19,9 18,0 V +S +B PD

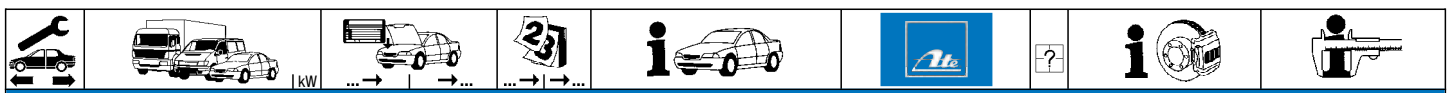
OPEL VECTRA C Caravan (F35) / Vau. MK II (03-08)

	1.6 1.6 16V 1.8 1.8 1.8 16V 1.9 CDTI 1.9 CDTI 1.9 CDTI 2.0 DTI 16V 2.0 Turbo 2.2 16V 2.2 direct 2.2 DTI 16V 2.8 V6 Turbo 2.8 V6 Turbo 3.0 V6 CDTI 3.0 V6 CDTI 3.2 V6 2.8 V6 Turbo OPC 2.8 V6 Turbo OPC	77 74 81 103 90 74 88 110 74 129 108 114 92 169 184 130 135 155 188 206			06.06 10.03 04.04 01.06 10.03 10.03 10.03 10.03 10.03 10.03 10.03 10.03 08.05 11.06 10.03 08.05 10.03 08.05 06.06	10.08 10.08 10.08 10.08 10.08 10.08 10.08 10.08 10.08 10.08 10.08 10.08 10.08 10.08 10.08 10.08 10.08 10.08 10.08 10.08 10.08		13.0460-7212.2 13.0460-7172.2 13.0470-7172.2 24.8190-0719.2 24.8190-0720.2	607212 607172 LD7172 620719 620720		f. Bremssattel m.Stahlkolben 1) f. Bremssattel m.Kunststoffkolben 2) f. Bremssattel m.Kunststoffkolben 2) Ch. - 48045597 Ch. 48045598-	23738 20,1 +/WE 23402 20,1 +/WE 23402 20,1 +/WE ATE Warnkontakt L=686mm Warnkontakt L=287mm
	2.8 V6 Turbo OPC 2.8 V6 Turbo OPC	188 206			08.05 06.06	10.08 10.08		13.0460-7199.2 24.8190-0721.2 24.8190-0722.2	607199 620721 620722	1 1	Ch. - 48045597 Ch. 48045598-	23404 20,6 +/WE Warnkontakt L=700mm Warnkontakt L=302mm
	1.6 1.6 16V 1.8 1.8 1.8 16V 1.9 CDTI 1.9 CDTI 1.9 CDTI 2.0 DTI 16V 2.2 16V 2.2 direct 2.2 DTI 16V 1.8 1.8 1.8 16V 1.9 CDTI 1.9 CDTI 1.9 CDTI	77 74 81 103 90 74 88 110 74 108 114 92 81 103 90 74 88 110			06.06 10.03 04.02 01.06 10.03 10.03 10.03 10.03 10.03 10.03 10.03 04.02 01.06 10.03 10.05 04.04 04.04 04.04	10.08 10.08 10.08 10.08 10.08 10.08 10.08 10.08 10.08 10.08 10.08 10.08 10.08 10.08 10.08 10.08 10.08 10.08		24.0125-0141.1 24.0325-0141.1	425141 525141			285 24,9 22,0 V L +S +B 285 24,9 22,0 V L +S +B PD
	1.8 1.8 16V 1.9 CDTI 1.9 CDTI 1.9 CDTI	81 90 74 88 110			04.02 01.06 10.03 10.05 04.04 04.04	10.08 10.08 10.08 10.08 10.08 10.08		24.0128-0137.1 24.0328-0137.1	428137 528137			302 28,0 25,0 V L +S +B 302 28,0 25,0 V L +S +B PD

1) for br.caliper +steel piston / per pinza fr. +pistone acciaio / pour étrier f. +piston en acier / para pinza fr. +pistón de acero
 2) for br.caliper +plastic piston / per pinza fr. +pistone plastica / pour étrier fr. +piston plastique / para pinza fr. +pistón plástico
 3) - sports suspension / - sospensione sportiva / - châssis de sport / - suspensión deportiva
 4) + sports suspension/ - Police / + sospensione sportiva/ - Polizia / + châssis de sport/ - Police / + suspensión deportiva/ - Police
 5) - sports suspens./ - Police / - sospensione sportiva/ - Polizia / - châss.de sport/ - Police / - suspens.deportiva/ - Police

6) + sports suspension / + sospensione sportiva / + châssis de sport / + suspensión deportiva
 7) + sports suspension/ + Police / + sospensione sportiva/ + Polizia / + châssis de sport/ + Police / + suspensión deportiva/ + Police


























OPEL VECTRA C Caravan (F35) / Vau. MK II (03-08)

	2.0 Turbo	129		10.03	10.08	24.0128-0137.1	428137		302 28,0 25,0 V L +S +B
	2.2 16V	108		10.03	10.08	24.0328-0137.1	528137		302 28,0 25,0 V L +S +B PD
	2.2 direct	114		10.03	10.08				
	2.2 DTI 16V	92		10.03	10.08				
	3.0 V6 CDTI	130	31070293	10.03	10.08				
	3.2 V6	155	31070293	10.03	10.08				
	2.8 V6 Turbo	169	61000001		10.08	24.0128-0164.1	428164		314 28,0 25,0 V L +S +B
	2.8 V6 Turbo	184		11.06	10.08				
	3.0 V6 CDTI	130	31070294		10.08				
	3.0 V6 CDTI	135		08.05	10.08				
3.2 V6	155	31070294		10.08					
2.8 V6 Turbo OPC	188	61000001		10.08	24.0130-0189.1	430189		345 29,9 27,5 V L +B	
2.8 V6 Turbo OPC	206		06.06	10.08					
	1.6	77		06.06	10.08	13.0460-7194.2	607194		23482 16,6 + ATE
	1.6 16V	74		10.03	10.08	13.0470-7194.2	LD7194		23482 16,6 + ATE
	1.8	81		04.02	10.08				
	1.8	103		01.06	10.08				
	1.8 16V	90		10.03	10.08				
	1.9 CDTI	74		10.05	10.08				
	1.9 CDTI	88		04.04	10.08				
	1.9 CDTI	110		04.04	10.08				
	2.0 DTI 16V	74		10.03	10.08				
	2.0 Turbo	129		10.03	10.08				
	2.2 16V	108		10.03	10.08				
	2.2 direct	114		10.03	10.08				
	2.2 DTI 16V	92		10.03	10.08				
	2.8 V6 Turbo	169		08.05	10.08				
	2.8 V6 Turbo	184		11.06	10.08				
	2.8 V6 Turbo OPC	188		08.05	10.08				
	2.8 V6 Turbo OPC	206		06.06	10.08				
3.0 V6 CDTI	130		10.03	10.08					
3.0 V6 CDTI	135		08.05	10.08					
3.2 V6	155		10.03	10.08					
	1.6	77		06.06	10.08	24.0112-0157.1	412157		278 11,9 10,0 +S +B
	1.6 16V	74		10.03	10.08	24.0312-0157.1	512157		278 11,9 10,0 +S +B PD
	1.8	81		04.02	10.08	24.0120-0173.1	420173		292 19,9 18,0 V +S +B
	1.8	103		01.06	10.08	24.0320-0173.1	520173		292 19,9 18,0 V +S +B PD
	1.8 16V	90		10.03	10.08				
	1.9 CDTI	74		10.05	10.08				
	1.9 CDTI	88		04.04	10.08				
	1.9 CDTI	110		04.04	10.08				
	2.0 DTI 16V	74		10.03	10.08				
	2.0 Turbo	129		10.03	10.08				
	2.2 16V	108		10.03	10.08				
	2.2 direct	114		10.03	10.08				
	2.2 DTI 16V	92		10.03	10.08				
	2.8 V6 Turbo	169		08.05	10.08				
	2.8 V6 Turbo	184		11.06	10.08				
	2.8 V6 Turbo OPC	188		08.05	10.08				
	2.8 V6 Turbo OPC	206		06.06	10.08				
3.0 V6 CDTI	130		10.03	10.08					
3.0 V6 CDTI	135		08.05	10.08					
3.2 V6	155		10.03	10.08					

OPEL VIVARO (01-)

	1.9 CDTI	60		08.01		13.0460-2870.2	602870		23099 18,4 /S LUC
	1.9 CDTI	74		08.01					
	1.9 Di	60		08.06					
	2.0	86		08.06					
	2.0 16V	88		08.01					
	2.0 CDTI	66		08.06					
	2.0 CDTI	84		08.06					
	2.5 CDTI	84		08.06					
	2.5 CDTI	99		05.03					
	2.5 CDTI	107		08.06					
2.5 DTi	99		08.06						
	1.9 CDTI	60		08.01		24.0128-0132.1	428132		305 28,0 24,0 V L +S +B
	1.9 CDTI	74		08.01					
	1.9 Di	60		08.06					
	2.0	86		08.06					
	2.0 16V	88		08.01					
	2.0 CDTI	66		08.06					
	2.0 CDTI	84		08.06					
	2.5 CDTI	84		08.06					
	2.5 CDTI	99		05.03					
2.5 CDTI	107		08.06						
2.5 DTi	99		08.06						
	1.9 CDTI	60		08.01		13.0460-2840.2	602840		23980 16,5 /WE/S LUC
	1.9 CDTI	74		08.01		13.0460-0072.2	610072		Einbausatz LUC
	1.9 Di	60		08.06					
	2.0	86		08.06					
	2.0 16V	88		08.01					
	2.0 CDTI	66		08.06					
	2.0 CDTI	84		08.06					
	2.5 CDTI	84		08.06					
2.5 CDTI	99		05.03						
2.5 CDTI	107		08.06						

1) + sports suspension / + sospensione sportiva / + châssis de sport / + suspensión deportiva

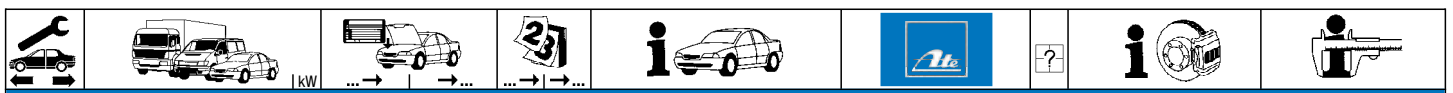
								
OPEL VIVARO (01-)								
	2.5 DTI	99		08.06		13.0460-2840.2 602840 13.0460-0072.2 610072		23980 16,5 /WE/S Einbausatz LUC LUC
	1.9 CDTI 1.9 CDTI 1.9 Di 2.0 2.0 16V 2.0 CDTI 2.0 CDTI 2.5 CDTI 2.5 CDTI 2.5 DTi	60 74 60 86 88 66 84 84 99 107 99		08.01 08.01 08.06 08.06 08.01 08.06 08.06 08.06 05.03 08.06		24.0112-0177.2 412177	mit Lager/ mit Sensorring ¹⁾	280 12,0 10,0
OPEL ZAFIRA I / Vauxhall Zafira I (99-05)								
	1.6 16V 1.8 16V 2.0 DI 16V 2.0 DTI 16V 2.2 16V 2.2 DTI 16V 2.0 16V OPC			04.99 06.05 04.99 06.05 10.99 06.05 06.00 06.05 09.00 06.05 01.02 06.05 09.01 06.05		13.0460-7116.2 607116 13.0470-7116.2 LD7116 13.0460-7115.2 607115 13.0470-7115.2 LD7115 24.8190-0718.2 620718	+ ABS + ABS - ABS - ABS bis Fgst.Nr.: 42187758 ²⁾	23057 20,2 +/WE ATE 23057 20,2 +/WE ATE 23063 17,5 +/WK ATE 23063 17,5 +/WK ATE Warnkontakt L=720mm
	1.6 16V 1.8 16V 2.0 DI 16V 2.0 DTI 16V 2.2 16V 2.2 DTI 16V 2.0 16V OPC			04.99 06.05 04.99 06.05 10.99 06.05 06.00 06.05 09.00 06.05 01.02 06.05 09.01 06.05		24.0125-0131.1 425131 24.0325-0131.1 525131		23116 20,3 +/WK ATE Warnkontakt L=720mm
	1.6 16V 1.8 16V 2.0 16V OPC 2.0 DI 16V 2.0 DTI 16V 2.2 16V 2.2 DTI 16V			04.99 06.05 + D A CH 04.99 06.05 09.01 06.05 10.99 06.05 06.00 06.05 09.00 06.05 01.02 06.05		13.0460-3976.2 603976 13.0460-2868.2 602868 13.0470-2868.2 LD2868		23258 16,5 +/WK/Zub/SBOS 23417 15,3 +/WK/Zub/S LUC 23417 15,3 +/WK/Zub/S LUC
	1.6 16V 1.8 16V 2.0 16V OPC 2.0 DI 16V 2.0 DTI 16V 2.2 16V 2.2 DTI 16V			04.99 06.05 + D A CH 04.99 06.05 09.01 06.05 10.99 06.05 06.00 06.05 09.00 06.05 01.02 06.05		24.0110-0250.1 410250 24.0310-0250.1 510250		264 9,8 8,0 +S +B 264 9,8 8,0 +S +B PD
	1.6 16V 1.6 16V	12999999 22000001		04.99 06.05		03.0137-0322.2 650322 03.0137-9215.2 669215 03.0137-0424.2 650424 03.0137-9215.2 669215	- D A CH - D A CH	230 x 42 Einbausatz 230 x 42 HEB Einbausatz
	1.6 16V			04.99 06.05		24.0223-0018.2 480136	- D A CH	230/231 x 50
	1.6 16V	12999999		04.99		03.0520-7320.3 697320	- D A CH	20,64/230x42 TopKit LUC
OPEL ZAFIRA II / Vauxhall Zafira II (05-11)								
	1.6 1.6 1.6 CNG 1.6 CNG Turbo 1.7 CDTI 1.7 CDTI 1.8 1.9 CDTI 1.9 CDTI 1.9 CDTI 2.0 2.0 Turbo 2.2 2.0 OPC	77 85 69 110 81 92 103 74 88 110 125 147 110 177		07.05 10.11 12.07 10.11 01.06 10.11 02.09 10.11 12.07 10.11 12.07 10.11 07.05 10.11 07.05 10.11 07.05 10.11 07.05 10.11 07.05 10.11 07.05 10.11 07.05 10.11 09.05 10.11		13.0460-7179.2 607179 13.0470-7179.2 LD7179 24.8190-0720.2 620720	1	23832 20,2 +/WK ATE 23832 20,2 +/WK ATE Warnkontakt L=287mm
	1.6 1.6 1.8 1.6 CNG 1.6 CNG Turbo 1.7 CDTI 1.7 CDTI 1.9 CDTI 1.9 CDTI 1.9 CDTI 2.0 2.0	77 85 103 69 110 81 92 74 88 110 125 125		07.05 10.11 12.07 10.11 07.05 10.11 01.06 10.11 02.09 10.11 12.07 10.11 12.07 10.11 07.05 10.11 07.05 10.11 07.05 10.11 07.05 10.11 07.05 10.11		24.0125-0131.1 425131 24.0325-0131.1 525131 24.0125-0142.1 425142 24.0325-0142.1 525142	f. Bremssattel m.Stahlkolben ³⁾ f. Bremssattel m.Kunststoffkolben ⁴⁾ f. Bremssattel m.Kunststoffkolben ⁴⁾	23738 20,1 +/WE ATE 23402 20,1 +/WE ATE 23402 20,1 +/WE ATE Warnkontakt L=287mm
	1.6 1.6 1.8 1.6 CNG 1.6 CNG Turbo 1.7 CDTI 1.7 CDTI 1.9 CDTI 1.9 CDTI 1.9 CDTI 2.0 2.0	77 85 103 69 110 81 92 74 88 110 125 125		07.05 10.11 12.07 10.11 07.05 10.11 01.06 10.11 02.09 10.11 12.07 10.11 12.07 10.11 07.05 10.11 07.05 10.11 07.05 10.11 07.05 10.11 07.05 10.11		24.0125-0131.1 425131 24.0325-0131.1 525131 24.0125-0142.1 425142 24.0325-0142.1 525142		280 24,8 22,0 V L +S +B 280 24,8 22,0 V L +S +B PD 308 25,0 23,0 V L +S +B 308 25,0 23,0 V L +S +B PD

¹⁾ with bearing/ with sensor ring / con supporto/+ anell.sens.ABS / avec palier de secours ABS / con apoyo/+ anillo sensor ABS

²⁾ up to chassis: 42187758 / fino no.telaio: 42187758 / jusqu'au de châssis: 42187758 / hasta no.de chasis: 42187758

³⁾ for br.caliper +steel piston / per pinza fr. +pistone acciaio / pour étrier f. +piston en acier / para pinza fr. +pistón de acero

⁴⁾ for br.caliper +plastic piston / per pinza fr. +pistone plastica / pour étrier fr. +piston plastique / para pinza fr. + pistón plástico



OPEL ZAFIRA II / Vauxhall Zafira II (05-11)

	2.0 Turbo	147		07.05	10.11	24.0125-0142.1	425142		308 25,0 23,0 V L +S +B
	2.2	110		07.05	10.11	24.0325-0142.1	525142		308 25,0 23,0 V L +S +B PD
	2.0 OPC	177		09.05	10.11	24.0128-0201.1	428201		321 28,0 25,0 V L +B
	1.6	77		07.05	10.11	13.0460-2868.2	602868		23417 15,3 +/WK/Zub/S LUC
	1.6	85		12.07	10.11	13.0470-2868.2	LD2868		23417 15,3 +/WK/Zub/S LUC
	1.6 CNG	69		01.06	10.11				
	1.6 CNG Turbo	110		02.09	10.11				
	1.7 CDTi	81		12.07	10.11				
	1.7 CDTi	92		12.07	10.11				
	1.8	103		07.05	10.11				
	1.9 CDTi	74		07.05	10.11				
	1.9 CDTi	88		07.05	10.11				
	1.9 CDTi	110		07.05	10.11				
	2.0	125		07.05	10.11				
	2.0 OPC	177		09.05	10.11				
	2.0 Turbo	147		07.05	10.11				
2.2	110		07.05	10.11					
	1.6	77		07.05	10.11	24.0110-0250.1	410250		264 9,8 8,0 +S +B
	1.6	85		12.07	10.11				
	1.7 CDTi	81		12.07	10.11				
	1.7 CDTi	92		12.07	10.11				
	1.8	103		07.05	10.11				
	1.9 CDTi	74		07.05	10.11				
	1.9 CDTi	88		07.05	10.11				
	1.9 CDTi	110		07.05	10.11				
	2.0	125		07.05	10.11				
	2.0 Turbo	147	52999999	07.05	10.11				
	2.2	110		07.05	10.11				
	2.0 OPC	177		09.05	10.11	24.0110-0339.1	410339		278 10,0 8,0 +S +B
	2.0 Turbo	147	62000001	10.11	10.11				

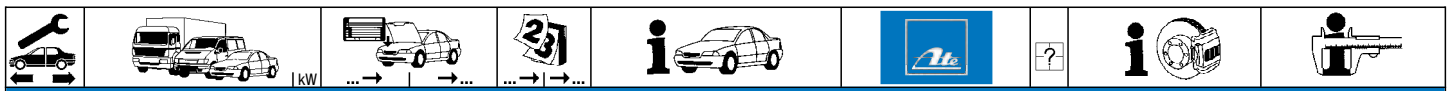
OPEL ZAFIRA III Tourer / Vauxhall Zafira III Tourer (11-)

	1.4 T	88		11.11		13.0460-7263.2	607263	+ 16" Rad ¹⁾	24034 19,1 +/WK/Zub
	1.4 T	103		11.11		13.0470-7263.2	LD7263	+ 16" Rad ¹⁾	24034 19,1 +/WK/Zub ATE
	1.4 T LPG	103		11.11					
	1.6 CDTi ecoFLEX	100		03.13					
	1.6 SIDI	125		12.12					
	1.6 T CNG	110		11.11					
	1.8			11.11					
	1.8	103		11.11					
	1.8 LPG	101		11.11					
	2.0 CDTi			11.11					
	2.0 CDTi	81		11.11					
	2.0 CDTi	96		11.11					
	2.0 CDTi BiTurbo	143		12.12					
		1.4 T	88		11.11		13.0460-5612.2	605612	+ 17" Rad ²⁾
1.4 T		103		11.11		13.0470-5612.2	LD5612	+ 17" Rad ²⁾	24412 19,0 +/WK/Zub MAN
1.4 T LPG		103		11.11					
1.6 CDTi ecoFLEX		100		03.13					
1.6 SIDI		125		12.12					
1.6 T CNG		110		11.11					
1.8				11.11					
1.8		103		11.11					
1.8 LPG		101		11.11					
2.0 CDTi				11.11					
2.0 CDTi		81		11.11					
2.0 CDTi		96		11.11					
2.0 CDTi BiTurbo		143		12.12					
		1.4 T	88		11.11		24.0126-0166.1	426166	+ 16" Rad ¹⁾
	1.4 T	103		11.11					
	1.4 T LPG	103		11.11					
	1.6 CDTi ecoFLEX	100		03.13					
	1.6 SIDI	125		12.12					
	1.6 T CNG	110		11.11					
	1.8			11.11					
	1.8	103		11.11					
	1.8 LPG	101		11.11					
	2.0 CDTi			11.11					
	2.0 CDTi	81		11.11					
	2.0 CDTi	96		11.11					
	2.0 CDTi BiTurbo	143		12.12					
		1.4 T	88		11.11		24.0130-0224.1	430224	+ 17" Rad ²⁾
1.4 T		103		11.11					
1.4 T LPG		103		11.11					
1.6 CDTi ecoFLEX		100		03.13					
1.6 SIDI		125		12.12					
1.6 T CNG		110		11.11					
1.8				11.11					
1.8		103		11.11					
1.8 LPG		101		11.11					
2.0 CDTi				11.11					
2.0 CDTi		81		11.11					
2.0 CDTi		96		11.11					
2.0 CDTi BiTurbo		143		12.12					

¹⁾ + 16" wheel / + ruota 16" / + roue 16" / + rueda 16"

²⁾ + 17" wheel / + ruota 17" / + roue 17" / + rueda 17"





OPEL ZAFIRA III Tourer / Vauxhall Zafira III Tourer (11-)

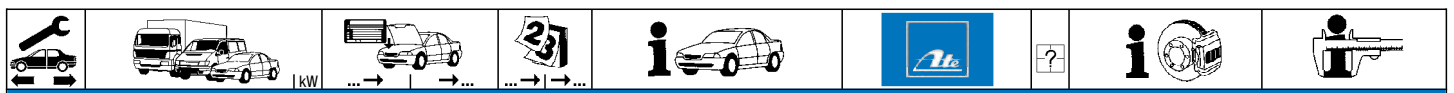
	1.4 T	88		11.11		13.0460-7264.2	607264	+ 16" Rad ¹⁾	25096 17,0 +WK/Zub	ATE
	1.4 T	103		11.11		13.0470-7264.2	LD7264	+ 16" Rad ¹⁾	25096 17,0 +WK/Zub	ATE
	1.4 T LPG	103		11.11						
	1.6 CDTi ecoFLEX	100		03.13						
	1.6 SIDI	125		12.12						
	1.6 T CNG	110		11.11						
	1.8			11.11						
	1.8	103		11.11						
	1.8 LPG	101		11.11						
	2.0 CDTi			11.11						
	2.0 CDTi	81		11.11						
2.0 CDTi	96		11.11							
2.0 CDTi BiTurbo	143		12.12							
	1.4 T	88		11.11		24.0112-0189.1	412189	+ 16" Rad ¹⁾	292 12,0 10,0 +S +B	
	1.4 T	103		11.11						
	1.4 T LPG	103		11.11						
	1.6 CDTi ecoFLEX	100		03.13						
	1.6 SIDI	125		12.12						
	1.6 T CNG	110		11.11						
	1.8			11.11						
	1.8	103		11.11						
	1.8 LPG	101		11.11						
	2.0 CDTi			11.11						
	2.0 CDTi	81		11.11						
2.0 CDTi	96		11.11							
2.0 CDTi BiTurbo	143		12.12							

PEUGEOT 106 (91-96)

	1.0		S 50994342	08.91	- ABS	13.0460-4042.2	604042	für 3-Loch-Felge ²⁾	21191 16,8 +WK	ATE
	1.1	44	S 50994342	08.91	- ABS	13.0460-3943.2	603943	für 4-Loch-Felge ²⁾	20906 18,0 +WK	BDX
						13.0460-0424.2	610424	für 3-Loch-Felge ²⁾	Einbausatz	ATE
						13.0460-0403.2	610403	für 4-Loch-Felge ³⁾	Einbausatz	BDX
	1.0		S 50994343	04.96	- ABS	13.0460-4066.2	604066	für 3-Loch-Felge ²⁾	21857 17,7	ATE
	1.1	44	S 50994343	04.96	- ABS	13.0460-3962.2	603962	für 4-Loch-Felge ³⁾	20905 18,0 +/WE	BDX
						13.0460-0424.2	610424	für 3-Loch-Felge ²⁾	Einbausatz	ATE
						13.0460-0403.2	610403	für 4-Loch-Felge ³⁾	Einbausatz	BDX
	1.0			08.91	04.96 + ABS	13.0460-3943.2	603943		20906 18,0 +WK	BDX
	1.1	44		08.91	04.96 + ABS	13.0460-0406.2	610406		Einbausatz	BDX
	1.4	55	S 50994342	08.91	- ABS	13.0460-3943.2	603943		20906 18,0 +WK	BDX
1.4 D	37	S 50994342	08.92	- ABS	13.0460-0403.2	610403		Einbausatz	BDX	
1.5 D		S 50994342	06.94	- ABS						
1.6	65	S 50994342	06.93	- ABS						
1.4	55	S 50994343		04.96 - ABS	13.0460-3962.2	603962		20905 18,0 +/WE	BDX	
1.4 D	37	S 50994343		04.96 - ABS	13.0460-0403.2	610403		Einbausatz	BDX	
1.5 D		S 50994343		04.96 - ABS						
1.6	65	S 50994343		04.96 - ABS						
1.3 Rallye	72	S 51132346	10.93		13.0460-3943.2	603943		20906 18,0 +WK	BDX	
1.4	55	S 51132346	08.91	+ ABS	13.0460-0406.2	610406		Einbausatz	BDX	
1.4	69		08.91	04.96						
1.4 D	37	S 51132346	08.92	+ ABS						
1.5 D		S 51132346	06.94	+ ABS						
1.6	65	S 51132346	06.93	+ ABS						
1.6	76	S 51132346	01.94							
1.3 Rallye	72	S 51132347		04.96	13.0460-7088.2	607088		21827 17,3 +	ATE	
1.4	55	S 51132347		04.96 + ABS						
1.4 D	37	S 51132347		04.96 + ABS						
1.5 D		S 51132347		04.96 + ABS						
1.6	65	S 51132347		04.96 + ABS						
1.6	76	S 51132347		04.96						
	1.0			08.91	04.96 - ABS	24.0108-0107.1	408107	für 3-Loch-Felge ²⁾	238 8,0 6,0 +S +B	
	1.1	44		08.91	04.96 - ABS	24.0110-0187.1	410187	für 4-Loch-Felge ³⁾	247 10,0 9,0 +S +B	
	1.0			08.91	04.96 + ABS	24.0120-0132.1	420132		247 20,4 18,5 V +S +B	
	1.1	44		08.91	04.96 + ABS	24.0320-0132.1	520132		247 20,4 18,5 V +S +B PD	
	1.4	55		08.91	04.96 - ABS	24.0110-0187.1	410187		247 10,0 9,0 +S +B	
	1.4 D	37		08.92	04.96 - ABS					
	1.5 D			06.94	04.96 - ABS					
	1.6	65		06.93	04.96 - ABS					
	1.3 Rallye	72		10.93	04.96	24.0120-0132.1	420132		247 20,4 18,5 V +S +B	
	1.4	55		08.91	04.96 + ABS	24.0320-0132.1	520132		247 20,4 18,5 V +S +B PD	
	1.4	69		08.91	04.96					
1.4 D	37		08.92	04.96 + ABS						
1.5 D			06.94	04.96 + ABS						
1.6	65		07.94	04.96 + ABS						
1.6	76		07.94	04.96						
	1.0			08.91	04.96 - ABS/ + 3 türig ⁴⁾	03.0137-0196.2	650196	+ 4-Loch-Felge ⁵⁾	180 x 32 AUT	BDX
	1.1	44		08.91	04.96 - ABS/ + 3 türig ⁴⁾	03.0137-9055.2	669055	+ 4-Loch-Felge ⁵⁾	Einbausatz	BDX
	1.0			08.91	04.96 - ABS/ + 5 türig ⁶⁾	03.0137-0195.2	650195	+ 3-Loch-Felge ⁷⁾	164 x 32 AUT	
	1.1	44		08.91	04.96 - ABS/ + 5 türig ⁶⁾	03.0137-9079.2	669079	+ 3-Loch-Felge ⁷⁾	Einbausatz	
	1.0			08.91	04.96 + ABS	03.0137-0196.2	650196		180 x 32 AUT	BDX
	1.1	44		08.91	04.96 + ABS	03.0137-9055.2	669055		Einbausatz	BDX
	1.3 Rallye	72		10.93	04.96	03.0137-0196.2	650196		180 x 32 AUT	BDX
	1.4	55		08.91	04.96	03.0137-9055.2	669055		Einbausatz	BDX
	1.4	69		08.91	04.96					
	1.4 D	37		08.92	04.96					
	1.5 D			06.94	04.96					

1) + 16" wheel / + ruota 16" / + roue 16" / + rueda 16"
 2) for 3 bore wheel rim / per cerchione a 3 fori / pour jante à 3 trous / para Llantas de 3 taladros
 3) for 4 bore wheel rim / per cerchione a 4 fori / pour jante à 4 trous / para Llantas de 4 taladros
 4) - ABS/ + 3 door / - ABS/ + 3 porte / - ABS/ + 3 portes / - ABS/ + 3 puertas
 5) + 4 bore wheel rim / + cerchione a 4 fori / + jante à 4 trous / + Llantas de 4 taladros
 6) - ABS/ + 5 door / - ABS/ + 5 porte / - ABS/ + 5 portes / - ABS/ + 5 puertas
 7) + 3 bore wheel rim / + cerchione a 3 fori / + jante à 3 trous / + Llantas de 3 taladros























PEUGEOT 106 (91-96)

	1.6 1.6	65 76		06.93 01.94	04.96 04.96		03.0137-0196.2 03.0137-9055.2	650196 669055			180 x 32 AUT Einbausatz	BDX BDX
	1.0 1.1	44		08.91 08.91	04.96 04.96	- ABS/+ 3 türig ¹⁾ - ABS/+ 3 türig ¹⁾	24.0218-0017.1 24.0218-0717.2	480060 480204		+ 4-Loch-Felge ²⁾ + 4-Loch-Felge ²⁾	180/181 x 40,5 - Lager 180/181 x 40,5 + Lager	
	1.0 1.1	44		08.91 08.91	04.96 04.96	- ABS/+ 5 türig ³⁾ - ABS/+ 5 türig ³⁾	24.0216-5001.1 24.0216-5701.2	480001 480212		für 3-Loch-Felge/- Sensorring ⁴⁾ für 3-Loch-Felge/- Sensorring ⁴⁾	165/166 x 38,5 - Lager 165/166 x 38,5 + Lager	
	1.0 1.1	44		08.91 08.91	04.96 04.96	+ ABS + ABS	24.0218-0017.1 24.0218-0717.2	480060 480204			180/181 x 40,5 - Lager 180/181 x 40,5 + Lager	
	1.4 1.4 D 1.5 D 1.6	55 37 37 65		08.91 08.92 06.94 06.93	04.96 04.96 04.96 04.96	- ABS - ABS - ABS - ABS	24.0218-0017.1 24.0218-0717.2	480060 480204			180/181 x 40,5 - Lager 180/181 x 40,5 + Lager	
	1.3 Rallye 1.4 1.5 D 1.6	72 69 65 76		10.93 08.91 06.94 06.93 01.94	04.96 04.96 04.96 04.96 04.96	- ABS - ABS + ABS + ABS - ABS	24.0218-0020.1 24.0218-0720.2	480074 480205			180/181 x 46 - Lager 180/181 x 46 + Lager	
	1.0 1.1	44		08.91 08.91	04.96 04.96	- ABS/+ 3 türig ¹⁾ - ABS/+ 3 türig ¹⁾	03.0420-1619.3 03.0520-1619.3	681619 691619		+ 4-Loch-Felge ²⁾ + 4-Loch-Felge ²⁾	19,05/180x32 Kit 19,05/180x32 TopKit	BDX BDX
	1.0 1.1	44		08.91 08.91	04.96 04.96	- ABS/+ 5 türig ³⁾ - ABS/+ 5 türig ³⁾	03.0420-0519.3 03.0520-0519.3	680519 690519		+ 3-Loch-Felge ⁵⁾ + 3-Loch-Felge ⁵⁾	19,05/164x32 Kit 19,05/164x32 TopKit	BDX BDX
	1.3 Rallye 1.4 1.4 D 1.5 D 1.6 1.6	72 55 69 37 65 76		10.93 08.91 08.91 08.92 06.94 06.93 01.94	04.96 04.96 04.96 04.96 04.96 04.96 04.96	- ABS - ABS - ABS - ABS - ABS - ABS - ABS	03.0420-1619.3 03.0520-1619.3	681619 691619			19,05/180x32 Kit 19,05/180x32 TopKit	BDX BDX



























PEUGEOT 106 (96-04)

	1.0 i 1.0 i 1.1 1.1 i 1.1 i	33 37 42 40 44		05.96 01.97 09.00 01.97 05.96	03.04 03.04 10.02 03.04 03.04		13.0460-4042.2 13.0460-4066.2 13.0460-3943.2 13.0460-3962.2 13.0460-0424.2 13.0460-0406.2	604042 604066 603943 603962 610424 610406		für 3-Loch-Felge ⁶⁾ für 3-Loch-Felge ⁶⁾ für 4-Loch-Felge ⁷⁾ für 4-Loch-Felge ⁷⁾	21191 16,8 +/WK 21857 17,7 20906 18,0 +/WK 20905 18,0 +/WE Einbausatz Einbausatz	ATE ATE BDX BDX ATE BDX
	1.4 i 1.5 D 1.5 D 1.6 1.6 1.6 16V	55 40 42 65 74 87		05.96 05.96 10.00 05.96 05.96 05.96	03.04 03.04 03.04 03.04 03.04 03.04		13.0460-3943.2 13.0460-3962.2 13.0460-0403.2 13.0460-7088.2	603943 603962 610403 607088			20906 18,0 +/WK 20905 18,0 +/WE Einbausatz	BDX BDX BDX ATE
	1.0 i 1.0 i 1.1 1.1 i 1.1 i	33 37 42 40 44		05.96 01.97 09.00 01.97 05.96	03.04 03.04 10.02 03.04 03.04		24.0108-0107.1 24.0110-0187.1	408107 410187		für 3-Loch-Felge ⁶⁾ für 4-Loch-Felge ⁷⁾	238 8,0 6,0 +S +B 247 10,0 9,0 +S +B	
	1.4 i 1.5 D 1.5 D 1.6 Electric 1.6 1.6 16V	55 40 42 65 20 74 87		05.96 05.96 10.00 05.96 04.96 05.96 05.96	03.04 03.04 03.04 03.04 07.04 03.04 03.04		24.0110-0187.1 24.0120-0132.1 24.0320-0132.1	410187 420132 520132			247 20,4 18,5 V +S +B 247 20,4 18,5 V +S +B PD	
	1.0 i 1.0 i 1.1 1.1 i 1.1 i 1.4 i 1.5 D 1.5 D 1.6 1.6 1.6 16V Electric	33 37 42 40 44 55 40 42 65 74 87 20		05.96 01.97 09.00 01.97 05.96 05.96 10.00 05.96 05.96 05.96 04.96	03.04 03.04 10.02 03.04 03.04 03.04 03.04 03.04 03.04 03.04 07.04		24.0751-1128.3	360094	2		Radsensor L=515	
	1.6 1.6 16V	74 87		05.96 05.96	03.04 03.04		13.0460-3954.2 13.0460-0435.2	603954 610435			20973 11,0 + Einbausatz	BDX BDX
	1.6 1.6 16V	74 87		05.96 05.96	03.04 03.04		24.0108-0106.1	408106			247 8,0 6,0 +S +B	
	1.0 i 1.0 i 1.1 i 1.1 i 1.4 i 1.5 D 1.6 Electric	33 37 40 44 55 40 65 20	ORGA 08056 ORGA 08056 ORGA 08056 ORGA 08056 ORGA 08056 ORGA 08056 ORGA 08056 ORGA 08056	05.96 01.97 01.97 05.96 05.96 05.96 05.96 04.96			24.0721-1187.3	360090	2	+ HA-Trommelbremse ⁸⁾	Radsensor L=715	
	1.0 i 1.0 i 1.1	33 37 42	ORGA 08057 ORGA 08057	09.00 10.02	03.04 03.04		24.0721-1199.3	360292	2	+ HA-Trommelbremse ⁸⁾	Radsensor L=715	







1) - ABS/ + 3 door / - ABS/ + 3 porte / - ABS/ + 3 portes / - ABS/ + 3 puertas
2) + 4 bore wheel rim / + cerchione a 4 fori / + jante à 4 trous / + Llantas de 4 taladros
3) - ABS/ + 5 door / - ABS/ + 5 porte / - ABS/ + 5 portes / - ABS/ + 5 puertas
4) f.3 bore wheel rim/-sensorring / p.cerchione a 3 fori/- sensore / p.jant.à 3 trous/- secours ABS / Llant.3 tala./-anillo sens.ABS
5) + 3 bore wheel rim / + cerchione a 3 fori / + jante à 3 trous / + Llantas de 3 taladros
6) for 3 bore wheel rim / per cerchione a 3 fori / pour jante à 3 trous / para Llantas de 3 taladros
7) for 4 bore wheel rim / per cerchione a 4 fori / pour jante à 4 trous / para Llantas de 4 taladros
8) + RA drum brake / + P freno a tamburo / + frein à tambour essieu AR / + ET-tambores de freno

										
PEUGEOT 106 (96-04)										
	1.1 i 1.1 i 1.4 i 1.5 D 1.5 D 1.6 Electric	40 ORGA 08057 44 ORGA 08057 55 ORGA 08057 40 ORGA 08057 42 65 ORGA 08057 20 ORGA 08057		10.00	03.04 03.04 03.04 03.04 03.04 03.04 07.04	24.0721-1199.3	360292	2  + HA-Trommelbremse ¹⁾	Radsensor L=715	
	1.6 1.6 16V	74 87	ORGA 08056 ORGA 08056	05.96 05.96		24.0751-1132.3	360294	2  + HA-Scheibenbremse ²⁾	Radsensor L=740	
	1.6 1.6 16V	74 87	ORGA 08057 ORGA 08057		03.04 03.04	24.0751-1190.3	360299	2  + HA-Scheibenbremse ²⁾	Radsensor L=740	
	1.0 i 1.0 i 1.1 1.1 i 1.1 i	33 37 42 40 44		05.96 01.97 09.00 01.97 05.96	03.04 - ABS 03.04 - ABS 10.02 - ABS 03.04 - ABS 03.04 - ABS	03.0137-0195.2 03.0137-0196.2 03.0137-9079.2 03.0137-9055.2	650195 650196 669079 669055	für 3-Loch-Felge ³⁾ für 4-Loch-Felge ⁴⁾ für 3-Loch-Felge ³⁾ für 4-Loch-Felge ⁴⁾	164 x 32 AUT 180 x 32 AUT Einbausatz Einbausatz	BDX BDX
	1.0 i 1.0 i 1.1 1.1 i 1.1 i	33 37 42 40 44		05.96 01.97 09.00 01.97 05.96	03.04 + ABS 03.04 + ABS 10.02 + ABS 03.04 + ABS 03.04 + ABS	03.0137-0312.2 03.0137-9158.2	650312 669158		203 x 38 HEB Einbausatz	LUC LUC
	1.4 i 1.5 D 1.5 D 1.6	55 40 42 65		05.96 05.96 10.00 05.96	03.04 - ABS 03.04 - ABS 03.04 - ABS 03.04 - ABS	03.0137-0196.2 03.0137-9055.2	650196 669055		180 x 32 AUT Einbausatz	BDX BDX
	1.4 i 1.5 D 1.5 D 1.6	55 40 42 65		05.96 05.96 10.00 05.96	03.04 + ABS 03.04 + ABS 03.04 + ABS 03.04 + ABS	03.0137-0312.2 03.0137-9158.2	650312 669158		203 x 38 HEB Einbausatz	LUC LUC
	Electric	20		04.96	07.04	03.0137-0196.2 03.0137-9055.2	650196 669055		180 x 32 AUT Einbausatz	BDX BDX
	1.0 i 1.0 i 1.1 1.1 i 1.1 i	33 37 42 40 44		05.96 01.97 09.00 01.97 05.96	03.04 - ABS 03.04 - ABS 10.02 - ABS 03.04 - ABS 03.04 - ABS	24.0216-5001.1 24.0216-5701.2 24.0218-0020.1 24.0218-0720.2	480001 480212 480074 480205	für 3-Loch-Felge/- Sensorring ⁵⁾ für 3-Loch-Felge/- Sensorring ⁵⁾ für 4-Loch-Felge ⁴⁾ für 4-Loch-Felge ⁴⁾	165/166 x 38,5 - Lager 165/166 x 38,5 + Lager 180/181 x 46 - Lager 180/181 x 46 + Lager	
	1.0 i 1.0 i 1.1 1.1 i 1.1 i	33 37 42 40 44		05.96 01.97 09.00 01.97 05.96	03.04 + ABS 03.04 + ABS 10.02 + ABS 03.04 + ABS 03.04 + ABS	24.0220-3013.1	480089		203/204,4 x 46,5	
	1.4 i 1.5 D 1.5 D 1.6	55 40 42 65		05.96 05.96 10.00 05.96	03.04 - ABS 03.04 - ABS 03.04 - ABS 03.04 - ABS	24.0218-0020.1 24.0218-0720.2	480074 480205		180/181 x 46 - Lager 180/181 x 46 + Lager	
	1.4 i 1.5 D 1.5 D 1.6	55 40 42 65		05.96 05.96 10.00 05.96	03.04 + ABS 03.04 + ABS 03.04 + ABS 03.04 + ABS	24.0220-3013.1	480089		203/204,4 x 46,5	
	1.0 i 1.0 i 1.1 1.1 i 1.1 i	33 37 42 40 44		05.96 01.97 09.00 01.97 05.96	03.04 - ABS 03.04 - ABS 10.02 - ABS 03.04 - ABS 03.04 - ABS	03.0420-0519.3 03.0520-0519.3 03.0420-1619.3 03.0520-1619.3	680519 690519 681619 691619	für 3-Loch-Felge ³⁾ für 3-Loch-Felge ³⁾ für 4-Loch-Felge ⁴⁾ für 4-Loch-Felge ⁴⁾	19,05/164x32 Kit 19,05/164x32 TopKit 19,05/180x32 Kit 19,05/180x32 TopKit	BDX BDX BDX BDX
	1.0 i 1.0 i 1.1 i 1.1 i	33 37 40 44	ORGA 08056 ORGA 08056 ORGA 08056 ORGA 08056	05.96 01.97 01.97 05.96	+ ABS + ABS + ABS + ABS	03.0520-5720.3	695720		20,64/203x39 TopKit	LUC
	1.0 i 1.0 i 1.1 1.1 i 1.1 i	33 37 42 40 44	ORGA 08057 ORGA 08057 ORGA 08057 ORGA 08057 ORGA 08057		03.04 + ABS 03.04 + ABS 10.02 + ABS 03.04 + ABS 03.04 + ABS	03.0520-6420.3	696420		20,64/203x39 TopKit	LUC
	1.4 i 1.5 D 1.5 D 1.6	55 40 42 65		05.96 05.96 10.00 05.96	03.04 - ABS 03.04 - ABS 03.04 - ABS 03.04 - ABS	03.0420-1619.3 03.0520-1619.3	681619 691619		19,05/180x32 Kit 19,05/180x32 TopKit	BDX BDX
	1.4 i 1.5 D 1.6	55 40 65	ORGA 08056 ORGA 08056 ORGA 08056	05.96 05.96 05.96	+ ABS + ABS + ABS	03.0520-5720.3	695720		20,64/203x39 TopKit	LUC
	1.4 i 1.5 D 1.5 D 1.6	55 40 42 65	ORGA 08057 ORGA 08057 ORGA 08057 ORGA 08057		03.04 + ABS 03.04 + ABS 03.04 + ABS 03.04 + ABS	03.0520-6420.3	696420		20,64/203x39 TopKit	LUC
PEUGEOT 107 (05-)										
	1.0 1.4 HDi	50 40		06.05 06.05		13.0460-3829.2	603829		23959 17,0 /Zub/S	BOS
	1.0 1.4 HDi	50 40		06.05 06.05		24.0120-0180.1	420180		247 20,0 18,0 V +S +B	

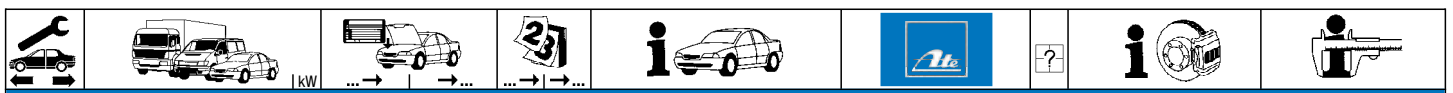
1) + RA drum brake / + P freno a tamburo / + frein à tambour essieu AR / + ET-tambores de freno
2) + RA disc brake / + P disco freno / + frein à disque essieu AR / + ET-disco de freno
3) for 3 bore wheel rim / per cerchione a 3 fori / pour jante à 3 trous / para Llantas de 3 taladros
4) for 4 bore wheel rim / per cerchione a 4 fori / pour jante à 4 trous / para Llantas de 4 taladros
5) f.3 bore wheel rim/-sensorring / p.cerchione a 3 fori/- sensor / p.jante à 3 trous/- secours ABS / Llant.3 tala./-anillo sens.ABS

									
PEUGEOT 107 (05-)									
	1.0 1.4 HDi	50 40		06.05 06.05		03.0137-0466.2 03.0137-9287.2	650466 669287	200 x 32 HEB Einbausatz	BOS BOS
	1.0 1.4 HDi	50 40		06.05 06.05		24.0220-0046.1	480193	200/201 x 44	
	1.0 1.4 HDi	50 40		06.05 06.05		03.0520-4117.3	694117	17,46/200x32 TopKit	BOS
PEUGEOT 205 (91-98)									
	1.0 1.1 1.4 1.6 1.7 D 1.9 D	33 44 47		09.90 09.90 09.90 09.90 03.94 09.90	09.98 09.98 09.98 09.98 09.98 09.98	13.0460-3911.2 13.0460-2956.2 13.0460-0060.2 13.0460-0402.2	603911 602956 610060 610402	20905 18,0 +/WK 20989 17,7 +/WK Einbausatz Einbausatz	BDX LUC LUC BDX
	1.1 i 1.4 i 1.6 i 1.9 GTI/CTI 1.7 TD	44 55 66 75 57		09.90 09.90 09.90 09.90 09.90	09.98 09.98 09.98 07.94 09.98	13.0460-3911.2 13.0460-2956.2 13.0460-0060.2 13.0460-0404.2	603911 602956 610060 610404	20905 18,0 +/WK 20989 17,7 +/WK Einbausatz Einbausatz	BDX LUC LUC BDX
	1.9 GTI 1.9 GTI	88 94		09.90 09.90	10.94 09.98	13.0460-7058.2 13.0460-2955.2	607058 602955	21430 17,3 +/WK 20905 18,0 +/WK Einbausatz	ATE BDX BDX
	1.0 1.1 1.1 i 1.4 1.7 D 1.7 TD 1.9 D	33 44 44 57 47		09.90 09.90 09.90 09.90 09.90 09.90	09.98 09.98 09.98 09.98 09.98 09.98	24.0110-0187.1	410187	247 10,0 9,0 +S +B	
	1.1 i 1.4 i 1.6 1.6 i 1.9 GTI/CTI	44 55 66 75		09.90 09.90 09.90 09.90	09.98 09.98 09.98 07.94	24.0120-0131.1	420131	247 20,4 18,5 V	
	1.7 TD 1.9 GTI 1.9 GTI	57 88 94		01.91 09.90 09.90	09.98 10.94 09.98	24.0120-0132.1 24.0320-0132.1	420132 520132	247 20,4 18,5 V +S +B 247 20,4 18,5 V +S +B PD	
	1.9 GTI 1.9 GTI	88 94		09.90 09.90	10.94 09.98	13.0460-3954.2 13.0460-0435.2	603954 610435	20973 11,0 + Einbausatz	BDX BDX
	1.9 GTI 1.9 GTI	88 94		09.90 09.90	10.94 09.98	24.0108-0105.1	408105	248 8,0 6,5	
	1.0 1.1 1.1 i 1.4 1.4 i 1.6 1.6 i 1.7 TD 1.9 D Lim.	33 44 55 66 57 47		09.90 09.90 09.90 09.90 09.90 09.90 09.90	09.98 09.98 09.98 09.98 09.98 09.98 09.98	03.0137-0196.2 03.0137-0197.2 03.0137-9055.2 03.0137-9175.2	650196 650197 669055 669175	180 x 32 AUT 180 x 32 HEB Einbausatz Einbausatz	BDX LUC BDX LUC
	1.7 D 1.7 TD 1.9 D Kombi 1.9 GTI/CTI	44 57 47 75		03.94 09.90 09.90 09.90	09.98 09.98 09.98 07.94	03.0137-0201.2 03.0137-9056.2	650201 669056	180 x 41 HEB Einbausatz	LUC LUC
	1.0 1.1 1.1 i 1.4 1.4 i 1.6 1.6 i 1.7 TD 1.9 D Lim.	33 44 55 66 57 47		09.90 09.90 09.90 09.90 09.90 09.90 09.90	09.98 09.98 09.98 09.98 09.98 09.98 09.98	24.0218-0014.1	480009	180/181 x 43 - Lager	
	1.7 D 1.7 TD 1.9 D Kombi 1.9 GTI/CTI	44 57 47 75		03.94 09.90 09.90 09.90	09.98 09.98 09.98 07.94	24.0218-0015.1 24.0218-0715.2	480010 480202	180/181 x 53,5 - Lager 180/181 x 53,5 + Lager	
	1.0 1.1 1.1 i 1.4 1.4 i 1.6 1.6 i 1.7 TD 1.9 D Lim.	33 44 55 66 57 47		09.90 09.90 09.90 09.90 09.90 09.90 09.90	09.98 09.98 09.98 12.97 09.98 09.98 09.98	03.0520-0619.3 03.0520-0419.3	690619 690419	19,05/180x32 TopKit 19,05/180x32 TopKit	BDX LUC
	1.9 GTI/CTI 1.7 D	75 44		09.90 03.94	07.94 09.98	03.0520-0919.3 03.0520-3120.3	690919 693120	19,05/180x41 TopKit 20,64/180x41 TopKit	LUC LUC



PEUGEOT 205 (91-98)						
	1.9 D Kombi 47 1.7 TD 57		09.90 09.98 09.90 09.98 + ABS	03.0520-3120.3 693120 03.0520-0919.3 690919		20,64/180x41 TopKit LUC 19,05/180x41 TopKit LUC
PEUGEOT 206 Limousine (98-09)						
	1.1 1.4 1.4 HDi 1.4 HDi 1.4 Roland Garros 1.4HDI eco 70 1.6 1.9 D	80 55 50 51 55 50 65 51	09.98 02.09 09.98 02.09 09.01 02.09 09.02 02.07 09.98 02.09 - ABS 09.08 02.09 09.98 12.00 - ABS 09.98 02.09 - ABS	13.0460-3975.2 603975		23597 18,0 +/-S BOS
	1.6 16V 2.0 HDi 2.0 S16 2.0 S16	80 66 99 100	12.00 12.99 04.99 10.00 10.00	13.0460-3978.2 603978		23332 18,0 +/-Zub/S BOS
	1.4 16V 1.6 16V 1.6 HDi 110 2.0 HDi 2.0 S16	65 80 ORGA 09079 80 66 ORGA 09079 100 ORGA 09079	10.03 02.09 02.09 05.04 02.09 02.09 02.09	13.0460-3994.2 603994 13.0470-3994.2 LD3994 13.0460-0454.2 610454		23599 19,0 /Zub/S BOS 23599 19,0 /Zub/S BOS Einbausatz BOS
	1.6 16V 2.0 HDi 2.0 RC	80 ORGA 10950 66 ORGA 10892 130	02.09 02.09 07.03 02.09	13.0460-2862.2 602862		23346 19,0 /WE/S LUC
	1.1 1.4 1.4 HDi 1.4 HDi 1.4HDI eco 70	ORGA 09975 55 50 51 50	02.09 09.98 02.09 09.01 02.09 09.02 02.07 09.08 02.09	13.0460-3966.2 603966 13.0470-3966.2 LD3966		23600 19,4 /Zub/S BOS 23600 19,4 /Zub/S BOS
	1.1	ORGA 08988	09.98	24.0113-0185.1 413185		248 13,0 11,0 +S +B
	1.1 1.4 HDi 1.4 HDi 1.4 Roland Garros 1.4HDI eco 70 1.6 1.9 D	ORGA 09975 50 51 55 50 65 51	02.09 09.01 02.09 09.02 02.07 09.98 02.09 09.08 02.09 09.98 12.00 09.98 02.09	24.0110-0187.1 410187		247 10,0 9,0 +S +B
	1.1 1.4 HDi 1.4 HDi 1.4 Roland Garros 1.4HDI eco 70 1.6 1.9 D	ORGA 09975 50 51 55 50 65 51	02.09 09.01 02.09 09.02 02.07 09.98 02.09 09.08 02.09 09.98 12.00 09.98 02.09	24.0120-0132.1 420132 24.0320-0132.1 520132		247 20,4 18,5 V +S +B 247 20,4 18,5 V +S +B PD
	1.6 16V 2.0 HDi 2.0 S16 2.0 S16	80 66 99 100	12.00 12.99 04.99 10.00 10.00	24.0120-0133.1 420133 24.0320-0133.1 520133		266 20,5 18,5 V +S +B 266 20,5 18,5 V +S +B PD
	1.4 16V 1.6 16V 1.6 HDi 110 2.0 HDi 2.0 S16	65 80 ORGA 09079 80 66 ORGA 09079 100 ORGA 09079	10.03 02.09 02.09 05.04 02.09 02.09 02.09	24.0122-0194.1 422194		266 22,0 20,0 V +S +B
	2.0 RC	130	07.03 02.09	24.0126-0120.1 426120 24.0326-0120.1 526120		283 26,0 24,0 V +S +B 283 26,0 24,0 V +S +B PD
	1.1 1.4 1.4 HDi 1.4 HDi 1.6 1.6 16V 1.9 D 2.0 HDi 2.0 S16	ORGA 09456 55 50 51 65 80 51 66 99	09.98 09.98 09.01 09.02 09.98 12.00 12.00 09.98 12.99 04.99	24.0713-1115.3 360035	2	Radsensor L=815
	1.1 1.4 1.4 16V 1.4 HDi 1.4 HDi 1.4HDI eco 70 1.6 16V 1.6 HDi 110 2.0 HDi 2.0 RC 2.0 S16	ORGA 09457 55 ORGA 09457 65 50 ORGA 09457 51 ORGA 09457 50 80 ORGA 09457 80 66 ORGA 09457 130 100 ORGA 09457	02.09 02.09 10.03 02.09 02.09 02.09 09.08 02.09 02.09 05.04 02.09 02.09 07.03 02.09 02.09	24.0711-6205.3 360229	2	Radsensor L=815
	1.4 16V 1.6 16V 1.6 HDi 110 2.0 RC 2.0 S16 2.0 S16	65 80 80 130 99 100	10.03 02.09 12.00 02.09 05.04 02.09 07.03 02.09 04.99 10.00 10.00 02.09	13.0460-3823.2 603823 13.0460-0435.2 610435		20974 11,0 BDX Einbausatz BDX
	1.4 16V 1.6 16V 1.6 HDi 110 2.0 RC 2.0 S16 2.0 S16	65 80 80 130 99 100	10.03 02.09 12.00 02.09 05.04 02.09 07.03 02.09 04.99 10.00 10.00 02.09	24.0108-0106.1 408106		247 8,0 6,0 +S +B

1) - ventilated discs / - dischi ventilati / - disques ventilés / - disco ventilado
2) + ventilated discs / + dischi ventilati / + disques ventilés / + disco ventilado



PEUGEOT 206 Limousine (98-09)

	1.1		ORGA 09456	09.98		24.0741-1116.3	360043	2		Radsensor L=826	
	1.4	55	ORGA 09456	10.98							
	1.4 HDi	50	ORGA 09456	09.01							
	1.4 HDi	51	ORGA 09456	09.02							
	1.6	65		10.98	12.00						
	1.6 16V	80	ORGA 09456	12.00							
	1.9 D	51		10.98	12.00						
	2.0 HDi	66	ORGA 09456	12.99							
	2.0 S16	99		04.99	10.00						
	2.0 S16	100	ORGA 09456	10.00							
	1.1		ORGA 09457	02.09		24.0711-5136.3	360109	2	+ Trommelbremse ¹⁾	Radsensor L=846	
	1.4	55	ORGA 09457	02.09							
	1.4 HDi	50	ORGA 09457	02.09							
	1.4 HDi	51	ORGA 09457	02.09							
	1.4 HDi eco 70	50		09.08	02.09						
	2.0 HDi	66	ORGA 09457	02.09							
	1.4 16V	65		10.03	02.09	24.0711-5135.3	360108	2	+ Scheibenbremse ²⁾	Radsensor L=846	
	1.6 16V	80	ORGA 09457	02.09							
	1.6 HDi 110	80		05.04	02.09						
	2.0 RC	130		07.03	02.09						
2.0 S16	100	ORGA 09457	02.09								
	1.1			09.98	02.09	- ABS	03.0137-0354.2	650354		180 x 32 HEB	
	1.4	55		09.98	02.09	- ABS	03.0137-9088.2	669088		Einbausatz	
	1.4 HDi	50		09.01	02.09	- ABS				BDX	
	1.4 HDi	51		09.02	02.07	- ABS					
	1.4 HDi eco 70	50		09.08	02.09	- ABS					
	1.6	65		09.98	12.00	- ABS					
	1.9 D	51		09.98	02.09	- ABS					
	1.1		ORGA 09456	09.98		+ ABS	03.0137-0312.2	650312		203 x 38 HEB	
	1.4	55	ORGA 09456	09.98		+ ABS	03.0137-9158.2	669158		Einbausatz	
	1.4 HDi	50	ORGA 09456	09.01		+ ABS				LUC	
1.4 HDi	51	ORGA 09456	09.02		+ ABS				LUC		
1.6	65		09.98	12.00	+ ABS						
1.9 D	51	ORGA 09456	09.98		+ ABS						
2.0 HDi	66	ORGA 09456	12.99		+ ABS						
	1.1		ORGA 09457	02.09		+ ABS	03.0137-0446.2	650446		203 x 39	
	1.4	55	ORGA 09457	02.09		+ ABS	03.0137-9278.2	669278		Einbausatz	
	1.4 16V	65		10.03	02.09	+ ABS				LUC	
	1.4 HDi	50	ORGA 09457	02.09		+ ABS				LUC	
	1.4 HDi	51	ORGA 09457	02.07		+ ABS					
	1.4 HDi eco 70	50		09.08	02.09	+ ABS					
	1.6 16V	80		12.00	02.09	+ ABS					
	1.9 D	51	ORGA 09457	02.09		+ ABS					
	2.0 HDi	66	ORGA 09457	02.09		+ ABS					
		1.1			09.98	02.09	- ABS	24.0218-0020.1	480074		180/181 x 46 - Lager
1.4		55		09.98	02.09	- ABS	24.0218-0720.2	480205		180/181 x 46 + Lager	
1.4 HDi		50		09.01	02.09	- ABS					
1.4 HDi		51		09.02	02.09	- ABS					
1.4 HDi eco 70		50		09.08	02.09	- ABS					
1.6		65		09.98	12.00	- ABS					
1.9 D		51		09.98	02.09	- ABS					
1.1			ORGA 10254	09.98		+ ABS	24.0220-3013.1	480089		203/204,4 x 46,5	
1.4		55	ORGA 10254	09.98		+ ABS					
1.4 16V		65		10.03	02.09	+ ABS					
1.4 HDi	50	ORGA 10254	09.01		+ ABS						
1.4 HDi	51	ORGA 10254	09.02		+ ABS						
1.6	65		09.98	12.00	+ ABS						
1.6 16V	80		12.00	02.09	+ ABS						
1.9 D	51		09.98	02.09	+ ABS						
2.0 HDi	66		12.99	02.09	+ ABS						
	1.1		ORGA 10255	02.09		+ ABS	24.0220-3029.1	480179		203/204,5 x 42 - Lager	
	1.4	55	ORGA 10255	02.09		+ ABS	24.0220-3729.2	480217		203/204,5 x 42 + Lager	
	1.4 HDi	50	ORGA 10255	02.09		+ ABS					
	1.4 HDi	51	ORGA 10255	02.09		+ ABS					
	1.4 HDi eco 70	50		09.08	02.09	+ ABS					
		1.1			09.98	02.09	- ABS	03.0520-4819.3	694819		- integriertem Regler ⁵⁾
		1.4	55		09.98	02.09	- ABS				19,05/180x32 TopKit
		1.4 HDi	50		09.01	02.09	- ABS				BDX
		1.4 HDi	51		09.02	02.07	- ABS				
		1.4 HDi eco 70	50		09.08	02.09	- ABS				
1.6		65		09.98	12.00	- ABS/ + Schaltgetriebe ⁶⁾					
1.9 D		51		09.98	02.09	- ABS					
1.1				09.98	02.09	- ABS	03.0520-6520.3	696520		20,64/180x32 TopKit	
1.4		55		09.98	02.09	- ABS				BDX	
1.4 HDi		50		09.01	02.09	- ABS					
1.4 HDi	51		09.02	02.09	- ABS						
1.4 HDi eco 70	50		09.08	02.09	- ABS						
1.6	65		09.98	12.00	- ABS/ + Schaltgetriebe ⁶⁾						
1.1		ORGA 09456	09.98		+ ABS	03.0520-6420.3	696420		20,64/203x39 TopKit		
1.4	55	ORGA 09456	09.98		+ ABS				LUC		
1.4 HDi	50	ORGA 09456	09.01		+ ABS						
1.4 HDi	51	ORGA 09456	09.02		+ ABS						
1.6	65		09.98	12.00	+ ABS						
1.9 D	51	ORGA 09456	09.98		+ ABS						
2.0 HDi	66	ORGA 09456	12.99		+ ABS						

¹⁾ + drum brake / + freno a tamburo / + freins à tambour / + tambores de freno

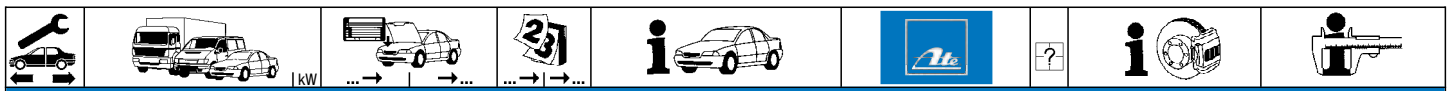
²⁾ + disc brake / + disco freno / + disques de frein / + disco de freno

³⁾ without sensor ring / senza sensori / sans secours ABS / sin anillo sensor ABS

⁴⁾ with sensor ring / con sensori / avec secours ABS / con anillo sensor ABS

⁵⁾ - built-in corrector / - regolatore incorporato / - correcteur intégré / - regulador integrado

⁶⁾ - ABS/ + manual transmission / - ABS/ + scatola camb. velocità / - ABS/ + transmission mécanique / - ABS/ + cambio de velocidad



PEUGEOT 206 Limousine (98-09)

	1.1 1.4 1.4 16V 1.4 HDi 1.4 HDi 1.4 HDi eco 70 1.6 16V 1.9 D 2.0 HDi	44 55 65 50 51 50 80 51 66	ORGA 09457 ORGA 09457 ORGA 09457 ORGA 09457 ORGA 09457 ORGA 09457 ORGA 09457 ORGA 09457 ORGA 09457		02.09 02.09 02.09 02.09 02.09 02.09 02.09 02.09 02.09	+ ABS + ABS + ABS + ABS + ABS + ABS + ABS + ABS + ABS	13.0520-7720.3	697720			20,64/203x39 TopKit	LUC
--	----------------------------------------------------------------------------------------------	----------------------------------------------------	----------------------------------------------------------------------------------------------------------------------------	--	-------------------------------------------------------------------------------	-------------------------------------------------------------------------------	----------------	--------	--	--	---------------------	-----

PEUGEOT 206 CC (00-07)

	1.6 16V 2.0 16V	80 100	ORGA 09078 ORGA 09078	09.00 09.00			13.0460-3978.2	603978			23332 18,0 +/Zub/S	BOS
	1.6 16V 1.6 HDi 110 2.0 16V 1.6 16V	80 80 100 80	ORGA 09079 ORGA 09079 ORGA 09079 ORGA 10950	04.05 01.07 01.07 01.07			13.0460-3994.2 13.0470-3994.2 13.0460-0454.2 13.0460-2862.2	603994 LD3994 610454 602862			23599 19,0 /Zub/S 23599 19,0 /Zub/S Einbausatz 23346 19,0 /WE/S	BOS BOS BOS LUC
	1.6 16V 2.0 16V	80 100	ORGA 09078 ORGA 09078	09.00 09.00			24.0120-0133.1 24.0320-0133.1	420133 520133			266 20,5 18,5 V +S +B 266 20,5 18,5 V +S +B PD	
	1.6 16V 1.6 HDi 110 2.0 16V	80 80 100	ORGA 09079 ORGA 09079 ORGA 09079	04.05 01.07 01.07			24.0122-0194.1	422194			266 22,0 20,0 V +S +B	
	1.6 16V 2.0 16V	80 100	ORGA 09456 ORGA 09456	09.00 09.00			24.0713-1115.3	360035	2		Radsensor L=815	
	1.6 16V 1.6 HDi 110 2.0 16V	80 80 100	ORGA 09457 ORGA 09457 ORGA 09457	01.07 04.05 09.02			24.0711-6205.3	360229	2		Radsensor L=815	
	1.6 16V 1.6 HDi 110 2.0 16V	80 80 100		09.00 04.05 09.00			13.0460-3823.2 13.0460-0435.2	603823 610435			20974 11,0 Einbausatz	BDX BDX
	1.6 16V 1.6 HDi 110 2.0 16V	80 80 100		09.00 04.05 09.00			24.0108-0106.1	408106			247 8,0 6,0 +S +B	
	1.6 16V 2.0 16V	80 100	ORGA 09456 ORGA 09456	09.00 09.00			24.0741-1116.3	360043	2		Radsensor L=826	
	1.6 16V 1.6 HDi 110 2.0 16V	80 80 100	ORGA 09457 ORGA 09457 ORGA 09457	01.07 04.05 01.07			24.0711-5135.3	360108	2		Radsensor L=846	

PEUGEOT 206 SW (02-07)

	1.1 1.4 1.4 HDi 1.4 16V 1.6 16V 1.6 HDi 110 2.0 HDi 2.0 S16 1.6 16V 2.0 HDi	44 55 50 65 80 80 66 100 80 66		07.02 07.02 07.02 10.03 07.02 05.04 07.02 07.02 05.07 05.07	05.07 05.07 05.07 05.07 05.07 05.07 05.07 05.07 05.07 05.07		13.0460-3975.2	603975			23597 18,0 +/S	BOS
	1.4 16V 1.6 16V 1.6 HDi 110 2.0 HDi 2.0 S16	65 80 80 66 100	ORGA 10808 ORGA 10808	10.03 07.02 05.04 07.02 07.02	05.07 05.07 05.07 05.07 05.07		13.0460-3994.2 13.0470-3994.2 13.0460-0454.2	603994 LD3994 610454			23599 19,0 /Zub/S 23599 19,0 /Zub/S Einbausatz	BOS BOS BOS
	1.6 16V 2.0 HDi	80 66	ORGA 10809 ORGA 10809	05.07 05.07	05.07 05.07		13.0460-2862.2	602862			23346 19,0 /WE/S	LUC
	1.1 1.4 1.4 HDi	44 55 50		07.02 07.02 07.02	05.07 05.07 05.07		24.0113-0185.1	413185			248 13,0 11,0 +S +B	
	1.4 1.4 HDi	55 50		07.02 07.02	05.07 05.07		24.0120-0132.1	420132			247 20,4 18,5 V +S +B	
	1.4 16V 1.6 16V 1.6 HDi 110 2.0 HDi 2.0 S16	65 80 80 66 100		10.03 07.02 05.04 07.02 07.02	05.07 05.07 05.07 05.07 05.07		24.0122-0194.1	422194			266 22,0 20,0 V +S +B	
	1.1 1.4 1.4 HDi 1.6 16V 2.0 HDi 2.0 S16	44 55 50 80 66 100	ORGA 09456 ORGA 09456 ORGA 09456 ORGA 09456 ORGA 09456 ORGA 09456	07.02 07.02 07.02 07.02 07.02	05.07 05.07 05.07 05.07 05.07		24.0713-1115.3	360035	2		Radsensor L=815	
	1.1 1.4 1.4 16V 1.4 HDi 1.6 16V 1.6 HDi 110 2.0 HDi 2.0 S16	44 55 65 50 80 80 66 100	ORGA 09457 ORGA 09457 ORGA 09457 ORGA 09457 ORGA 09457 ORGA 09457 ORGA 09457	07.02 05.07 10.03 05.04 05.07 05.07 05.07	05.07 05.07 05.07 05.07 05.07 05.07 05.07		24.0711-6205.3	360229	2		Radsensor L=815	
	1.4 16V 1.6 16V 1.6 HDi 110 2.0 S16	65 80 80 100		10.03 07.02 05.04 07.02	05.07 05.07 05.07 05.07		13.0460-3823.2 13.0460-0435.2	603823 610435			20974 11,0 Einbausatz	BDX BDX
	1.4 16V 1.6 16V 1.6 HDi 110 2.0 S16	65 80 80 100		10.03 07.02 05.04 07.02	05.07 05.07 05.07 05.07		24.0108-0106.1	408106			247 8,0 6,0 +S +B	

1) - ventilated discs / - dischi ventilati / - disques ventilés / - disco ventilado
2) + ventilated discs / + dischi ventilati / + disques ventilés / + disco ventilado



PEUGEOT 206 SW (02-07)		KW		
	1.1	44	ORGA 09456	07.02				24.0741-1116.3	360043	2				Radsensor L=826					
	1.4	55	ORGA 09456	07.02															
	1.4 HDi	50	ORGA 09456	07.02															
	1.6 16V	80	ORGA 09456	07.02															
	2.0 HDi	66	ORGA 09456	07.02															
	2.0 S16	100	ORGA 09456	07.02															
	1.1	44	ORGA 09457					24.0711-5136.3	360109	2				Radsensor L=846					
	1.4	55	ORGA 09457																
	1.4 16V	65		10.03															
	1.4 HDi	50	ORGA 09457																
	2.0 HDi	66	ORGA 09457																
	1.6 16V	80	ORGA 09457					24.0711-5135.3	360108	2				Radsensor L=846					
	1.6 HDi 110	80		05.04															
	2.0 S16	100	ORGA 09457																
	1.1	44	ORGA 09456	07.02				03.0137-0312.2	650312					203 x 38 HEB Einbausatz	LUC				
	1.4	55	ORGA 09456	07.02				03.0137-9158.2	669158						LUC				
	1.4 HDi	50	ORGA 09456	07.02															
	2.0 HDi	66	ORGA 09456	07.02															
	1.1	44	ORGA 09457					03.0137-0446.2	650446					203 x 39 Einbausatz	LUC				
	1.4	55	ORGA 09457					03.0137-9278.2	669278						LUC				
	1.4 HDi	50	ORGA 09457																
	2.0 HDi	66	ORGA 09457																
	1.1	44	ORGA 10254	07.02				24.0220-3013.1	480089					203/204, 4 x 46,5					
	1.4	55	ORGA 10254	07.02															
	1.4 HDi	50	ORGA 10254	07.02															
	2.0 HDi	66	ORGA 10254	07.02															
	1.1	44	ORGA 10255					24.0220-3029.1	480179					203/204, 5 x 42 - Lager					
	1.4	55	ORGA 10255					24.0220-3729.2	480217					203/204, 5 x 42 + Lager					
	1.4 HDi	50	ORGA 10255																
	2.0 HDi	66	ORGA 10255																
	1.1	44	ORGA 09456	07.02				03.0520-6420.3	696420					20,64/203x39 TopKit	LUC				
	1.4	55	ORGA 09456	07.02											LUC				
	1.4 HDi	50	ORGA 09456	07.02															
	2.0 HDi	66	ORGA 09456	07.02															
	1.1	44	ORGA 09457					03.0520-7720.3	697720					20,64/203x39 TopKit	LUC				
	1.4	55	ORGA 09457												LUC				
	1.4 HDi	50	ORGA 09457																
	2.0 HDi	66	ORGA 09457																

















PEUGEOT 206 PLUS (09-13)

	1.1	44		01.09	05.13	+ ⊕		13.0460-3975.2	603975				23597 18,0 +/-S	BOS				
	1.4 HDi eco 70	50		01.09	05.13	+ ⊕												
	1.4 i	54		09.10	05.13	+ ⊕												
	1.4 i	55		01.09	05.13	+ ⊕												
	1.1	44		01.09	05.13	+ ⊕		24.0120-0132.1	420132				247 20,4 18,5 V +S +B					
	1.4 HDi eco 70	50		01.09	05.13	+ ⊕												
	1.4 i	54		09.10	05.13	+ ⊕												
	1.4 i	55		01.09	05.13	+ ⊕												
	1.1	44		01.09	05.13	- ⊖		24.0113-0185.1	413185				248 13,0 11,0 +S +B					
	1.4 HDi eco 70	50		01.09	05.13	- ⊖												
	1.4 i	54		09.10	05.13	- ⊖												
	1.4 i	55		01.09	05.13	- ⊖												
	1.1	44		01.09	05.13			24.0711-6205.3	360229	2			Radsensor L=815					
	1.4 HDi eco 70	50		01.09	05.13													
	1.4 i	54		09.10	05.13													
	1.4 i	55		01.09	05.13													
	1.1	44		01.09	05.13			24.0711-5136.3	360109	2			Radsensor L=846					
	1.4 HDi eco 70	50		01.09	05.13													
	1.4 i	54		09.10	05.13													
	1.4 i	55		01.09	05.13													
	1.1	44		01.09	05.13	+ ABS/ + Elektronische Bremslastverteilung ³⁾		03.0137-0446.2	650446				203 x 39 Einbausatz	LUC				
	1.4 HDi eco 70	50		01.09	05.13	+ ABS/ + Elektronische Bremslastverteilung ³⁾		03.0137-9278.2	669278					LUC				
	1.4 i	54		09.10	05.13	+ ABS/ + Elektronische Bremslastverteilung ³⁾												
	1.4 i	55		01.09	05.13	+ ABS/ + Elektronische Bremslastverteilung ³⁾												
	1.1	44		01.09	05.13	- ABS		03.0137-0354.2	650354				180 x 32 HEB Einbausatz	BDX				
	1.4 HDi eco 70	50		01.09	05.13	- ABS		03.0137-9088.2	669088					BDX				
	1.4 i	54		09.10	05.13	- ABS												
	1.4 i	55		01.09	05.13	- ABS												
	1.1	44		01.09	05.13	+ ABS/ + Elektronische Bremslastverteilung ³⁾		24.0220-3029.1	480179				203/204, 5 x 42 - Lager					
	1.4 HDi eco 70	50		01.09	05.13	+ ABS/ + Elektronische Bremslastverteilung ³⁾		24.0220-3729.2	480217				203/204, 5 x 42 + Lager					
	1.4 i	54		09.10	05.13	+ ABS/ + Elektronische Bremslastverteilung ³⁾												
	1.4 i	55		01.09	05.13	+ ABS/ + Elektronische Bremslastverteilung ³⁾												
	1.1	44		01.09	05.13	+ ABS		24.0220-3013.1	480089				203/204, 4 x 46,5					
	1.4 HDi eco 70	50		01.09	05.13	+ ABS												
	1.4 i	54		09.10	05.13	+ ABS												
	1.4 i	55		01.09	05.13	+ ABS												
	1.1	44		01.09	05.13	- ABS		24.0218-0720.2	480205				180/181 x 46 + Lager					
	1.4 HDi eco 70	50		01.09	05.13	- ABS		24.0218-0020.1	480074				180/181 x 46 - Lager					
	1.4 i	54		09.10	05.13	- ABS												
	1.4 i	55		01.09	05.13	- ABS												
	1.1	44		01.09	05.13	+ ABS/ + Elektronische Bremslastverteilung ³⁾		03.0520-7720.3	697720				20,64/203x39 TopKit	LUC				
	1.4 HDi eco 70	50		01.09	05.13	+ ABS/ + Elektronische Bremslastverteilung ³⁾								LUC				
	1.4 i	54		09.10	05.13	+ ABS/ + Elektronische Bremslastverteilung ³⁾												
	1.4 i	55		01.09	05.13	+ ABS/ + Elektronische Bremslastverteilung ³⁾												























¹⁾ without sensor ring / senza sensori / sans secours ABS / sin anillo sensor ABS

²⁾ with sensor ring / con sensori / avec secours ABS / con anillo sensor ABS






















³⁾ + ABS/+ electr.br.force distribution / + ABS/+ ripartiz.eletr.di frenata / + ABS/+ répartition électr.de freinage / + ABS/+ distrib.electr.la carga frenada

										
PEUGEOT 207 Limousine (06-12)										
	1.4	53		02.06	06.12	13.0460-3994.2	603994		23599 19,0 /Zub/S	BOS
	1.4	55		09.07	06.12	13.0470-3994.2	LD3994		23599 19,0 /Zub/S	BOS
	1.4 16V	65		02.06	06.12					
	1.4 HDi	50		02.06	06.12					
	1.6 HDi	66		02.06	06.12					
	1.6 HDi	68		11.09	06.12					
	1.6 16V RC	128		10.06	06.12	13.0460-7202.2	607202		23589 19,1 +	ATE
						13.0470-7202.2	LD7202		23589 19,1 +	ATE
	1.4 16V VTi	70		08.07	06.12	13.0460-3966.2	603966		23600 19,4 /Zub/S	BOS
	1.6 16V	80		02.06	06.12	13.0470-3966.2	LD3966		23600 19,4 /Zub/S	BOS
	1.6 16V Turbo	110		02.06	06.12					
	1.6 16V Turbo	115		01.10	06.12					
	1.6 16V VTi	88		02.07	06.12					
	1.6 HDi	66		02.06	06.12					
1.6 HDi	80		02.06	06.12						
1.6 HDi 110	82		08.09	06.12						
	1.4	53		02.06	06.12	24.0122-0194.1	422194		266 22,0 20,0 V +S +B	
	1.4	55		09.07	06.12					
	1.4 16V	65		02.06	06.12					
	1.4 HDi	50		02.06	06.12					
	1.6 HDi	66	ORGA 11743		06.12					
	1.6 HDi	68		11.09	06.12					
	1.4 16V VTi	70		08.07	06.12	24.0126-0120.1	426120		283 26,0 24,0 V +S +B	
	1.6 16V	80		02.06	06.12	24.0326-0120.1	526120		283 26,0 24,0 V +S +B PD	
	1.6 16V Turbo	110		02.06	06.12					
	1.6 16V Turbo	115		01.10	06.12					
	1.6 16V VTi	88		10.06	06.12					
	1.6 HDi	66	ORGA 11742	02.06	06.12					
	1.6 HDi	80		02.06	06.12					
	1.6 HDi 110	82		08.09	06.12					
1.6 16V RC	128		10.06	06.12	24.0126-0140.1	426140		302 26,0 24,0 V +S +B		
	1.4	53		02.06	06.12	24.0711-5256.3	360320	2	Radsensor L=1029	
	1.4	55		09.07	06.12					
	1.4 16V	65		02.06	06.12					
	1.4 16V VTi	70		08.07	06.12					
	1.4 HDi	50		02.06	06.12					
	1.6 16V	80		02.06	06.12					
	1.6 16V RC	128		10.06	06.12					
	1.6 16V Turbo	110		02.06	06.12					
	1.6 16V Turbo	115		10.09	06.12					
	1.6 16V VTi	88		10.06	06.12					
	1.6 HDi	66		02.06	06.12					
	1.6 HDi	68		11.09	06.12					
	1.6 HDi	80		02.06	06.12					
	1.6 HDi 110	82		08.09	06.12					
	1.6 16V	80	ORGA 11634	02.06	06.12	13.0460-3813.2	603813		24150 17,6 /S	BOS
	1.6 16V Turbo	110	ORGA 11634	02.06	06.12	13.0470-3813.2	LD3813		24150 17,6 /S	BOS
	1.6 16V Turbo	115	ORGA 11634	10.09	06.12	13.0460-3851.2	603851		24150 17,6 /Zub	BOS
	1.6 16V VTi	88	ORGA 11634	10.06	06.12					
	1.6 HDi	66	ORGA 11634	02.06	06.12					
	1.6 HDi	80	ORGA 11634	02.06	06.12					
	1.6 HDi 110	82	ORGA 11634	08.09	06.12					
	1.6 16V RC	128	ORGA 11627	02.07	06.12	13.0460-3851.2	603851		24150 17,6 /Zub	BOS
	1.6 16V	80	ORGA 11635		06.12	13.0460-2740.2	602740		23554 17,2 /Zub/S	LUC
	1.6 16V RC	128	ORGA 11628		06.12	13.0470-2740.2	LD2740		23554 17,2 /Zub/S	LUC
1.6 16V Turbo	110	ORGA 11635		06.12						
1.6 16V Turbo	115	ORGA 11635		06.12						
1.6 16V VTi	88	ORGA 11635		06.12						
1.6 HDi	66	ORGA 11635		06.12						
1.6 HDi	80	ORGA 11635		06.12						
1.6 HDi 110	82	ORGA 11635		06.12						
	1.6 16V	80		02.06	06.12	24.0109-0100.2	409100		mit Lager/ mit Sensorring ¹⁾	249 9,0 7,0
	1.6 16V RC	128		10.06	06.12					
	1.6 16V Turbo	110		02.06	06.12					
	1.6 16V Turbo	115		10.09	06.12					
	1.6 16V VTi	88		10.06	06.12					
	1.6 HDi	66		02.06	06.12					
	1.6 HDi	80		02.06	06.12					
1.6 HDi 110	82		08.09	06.12						
	1.4	53		02.06	06.12	03.0137-0491.2	650491		228 x 42 HEB	BOS
	1.4	55		09.07	06.12	03.0137-9228.2	669228		Einbausatz	
	1.4 16V	65		02.06	06.12					
	1.4 16V VTi	70		08.07	06.12					
	1.4 HDi	50		02.06	06.12					
	1.6 HDi	66		02.06	06.12					
1.6 HDi	68		11.09	06.12						
	1.4	53		02.06	06.12	03.0520-9420.3	699420		20,64/228x42 TopKit	BOS
	1.4	55		09.07	06.12					
	1.4 16V	65		02.06	06.12					
	1.4 16V VTi	70		08.07	06.12					
	1.4 HDi	50		02.06	06.12					
	1.6 HDi	66		02.06	06.12					
1.6 HDi	68		11.09	06.12						

¹⁾ with bearing/ with sensor ring / con supporto/+ anell.sens.ABS / avec palier de secours ABS / con apoyo/+ anillo sensor ABS

								
PEUGEOT 207 CC (07-)								
	1.6 16V	88		02.07				
	1.6 16V Turbo	110		02.07	13.0460-3966.2	603966		23600 19,4 /Zub/S BOS
	1.6 16V Turbo	115		10.09	13.0470-3966.2	LD3966		23600 19,4 /Zub/S BOS
	1.6 HDi	80		02.07				
	1.6 HDi	82		08.09				
	1.6 16V	88		02.07				283 26,0 24,0 V +S +B
	1.6 16V Turbo	110		02.07	24.0126-0120.1	426120		283 26,0 24,0 V +S +B PD
	1.6 16V Turbo	115		10.09	24.0326-0120.1	526120		
	1.6 HDi	80		02.07				
	1.6 HDi	82		08.09				
	1.6 16V	88		02.07				Radsensor L=1029
	1.6 16V Turbo	110		02.07	24.0711-5256.3	360320	2 	
	1.6 16V Turbo	115		10.09				
	1.6 HDi	80		02.07				
	1.6 HDi	82		08.09				
	1.6 16V	88	ORGA 1164182	02.07				24150 17,6 /Zub BOS
	1.6 16V Turbo	110	ORGA 1163482	02.07	13.0460-3851.2	603851		
	1.6 16V Turbo	115	ORGA 1163482	10.09				
	1.6 HDi	80	ORGA 1163482	02.07				
	1.6 16V	88	ORGA 1164282		13.0460-2740.2	602740		23554 17,2 /Zub/S LUC
	1.6 HDi	80	ORGA 1163582		13.0470-2740.2	LD2740		23554 17,2 /Zub/S LUC
	1.6 16V Turbo	110	ORGA 1163582		13.0460-2740.2	602740		23554 17,2 /Zub/S LUC
	1.6 16V Turbo	115	ORGA 1163582		13.0470-2740.2	LD2740		23554 17,2 /Zub/S LUC
	1.6 HDi	82		08.09				
	1.6 16V	88		02.07				249 9,0 7,0
	1.6 16V Turbo	110		02.07	24.0109-0100.2	409100	mit Lager/ mit Sensorring ¹⁾	
	1.6 16V Turbo	115		10.09				
	1.6 HDi	80		02.07				
	1.6 HDi	82		08.09				
PEUGEOT 207 SW (07-)								
	1.4 i	54		06.07				23599 19,0 /Zub/S BOS
	1.4 i 16V	70		06.07	13.0460-3994.2	603994		23599 19,0 /Zub/S BOS
	1.6 HDi	68		11.09	13.0470-3994.2	LD3994		23600 19,4 /Zub/S BOS
	1.6 HDi	82		08.09	13.0470-3966.2	LD3966		23600 19,4 /Zub/S BOS
	1.6 HDi FAP 110	80		06.07				
	1.6 HDi FAP 90	66		06.07				
	1.6 i 16V	88		06.07				
	1.6 16V RC	128		11.07				
					13.0460-7202.2	607202		23589 19,1 + ATE
					13.0470-7202.2	LD7202		23589 19,1 + ATE
	1.4 i	54	ORGA 11402	06.07				266 22,0 20,0 V +S +B
	1.4 i	54	ORGA 11403		24.0122-0194.1	422194		266 22,0 20,0 V +S +B
	1.4 i 16V	70		06.07	24.0122-0194.1	422194		266 22,0 20,0 V +S +B
	1.6 HDi	68		11.09	24.0126-0120.1	426120		283 26,0 24,0 V +S +B
	1.6 HDi	82		08.09	24.0326-0120.1	526120		283 26,0 24,0 V +S +B PD
	1.6 HDi FAP 110	80		06.07				
	1.6 HDi FAP 90	66		06.07				
	1.6 i 16V	88		06.07				
	1.6 16V RC	128		11.07				
					24.0126-0140.1	426140		302 26,0 24,0 V +S +B
	1.4 i	54		06.07				Radsensor L=1029
	1.4 i 16V	70		06.07	24.0711-5256.3	360320	2 	
	1.6 16V RC	128		11.07				
	1.6 HDi	68		11.09				
	1.6 HDi	82		08.09				
	1.6 HDi FAP 110	80		06.07				
	1.6 HDi FAP 90	66		06.07				
	1.6 i 16V	88		06.07				
	1.6 16V RC	128	ORGA 1162781	11.07				24150 17,6 /Zub BOS
	1.6 HDi	82	ORGA 1163175	08.09	13.0460-3851.2	603851		
	1.6 HDi FAP 110	80	ORGA 1163482	06.07				
	1.6 HDi FAP 90	66	ORGA 1163482	06.07				
	1.6 i 16V	88	ORGA 1162781	06.07				
	1.6 16V RC	128	ORGA 1162881		13.0460-2740.2	602740		23554 17,2 /Zub/S LUC
	1.6 HDi	68	ORGA 12774	11.09	13.0470-2740.2	LD2740		23554 17,2 /Zub/S LUC
	1.6 HDi	82	ORGA 1163176					
	1.6 HDi FAP 110	80	ORGA 1163582					
	1.6 HDi FAP 90	66	ORGA 1163482					
	1.6 i 16V	88	ORGA 1162881					
	1.6 HDi	68	ORGA 12775		13.0460-2740.2	602740		23554 17,2 /Zub/S LUC
	1.6 HDi FAP 90	66	ORGA 12775		13.0470-2740.2	LD2740		23554 17,2 /Zub/S LUC
	1.6 16V RC	128		06.07				249 9,0 7,0
	1.6 HDi	68		11.09	24.0109-0100.2	409100	mit Lager/ mit Sensorring ¹⁾	
	1.6 HDi	82		08.09				
	1.6 HDi FAP 110	80		06.07				
	1.6 HDi FAP 90	66		06.07				
	1.6 i 16V	88		06.07				
	1.4 i	54		06.07				228 x 42 HEB BOS
	1.4 i 16V	70		06.07	03.0137-0491.2	650491		Einbausatz
	1.6 HDi	68		11.09	03.0137-9228.2	669228		
	1.6 HDi FAP 90	66		06.07				

¹⁾ with bearing/ with sensor ring / con supporto/+ anell.sens.ABS / avec palier de secours ABS / con apoyo/+ anillo sensor ABS

								
PEUGEOT 207 SW (07-)								
	1.4 i 1.4 i 16V 1.6 HDi 1.6 HDi FAP 90	54 70 68 66	06.07 06.07 11.09 06.07		03.0520-9420.3	699420	+ ABS	20,64/228x42 TopKit BOS
PEUGEOT 208 (12-)								
	1.0 VTi 1.2 VTi 1.4 HDi 1.4 VTi 1.6 e-HDi 1.6 e-HDi 1.6 THP 1.6 VTi	50 60 50 70 68 84 115 88	01.12 01.12 01.12 01.12 01.12 01.12 01.12 01.12	+ Bremsscheibendurchm. 266 mm ¹⁾ + Bremsscheibendurchm. 266 mm ¹⁾ + Bremsscheibendurchm. 266 mm ¹⁾ + Bremsscheibendurchm. 266 mm ¹⁾ + Bremsscheibendurchm. 266 mm ¹⁾ + Bremsscheibendurchm. 266 mm ¹⁾ + Bremsscheibendurchm. 266 mm ¹⁾	13.0460-3994.2 13.0470-3994.2	603994 LD3994		23599 19,0 /Zub/S BOS 23599 19,0 /Zub/S BOS
	1.0 VTi 1.2 VTi 1.4 HDi 1.4 VTi 1.6 e-HDi 1.6 e-HDi 1.6 THP 1.6 VTi	50 60 50 70 68 84 115 88	01.12 01.12 01.12 01.12 01.12 01.12 01.12 01.12	+ Bremsscheibendurchm. 302 mm ²⁾ + Bremsscheibendurchm. 302 mm ²⁾ + Bremsscheibendurchm. 302 mm ²⁾ + Bremsscheibendurchm. 302 mm ²⁾ + Bremsscheibendurchm. 302 mm ²⁾ + Bremsscheibendurchm. 302 mm ²⁾ + Bremsscheibendurchm. 302 mm ²⁾	13.0460-7202.2 13.0470-7202.2	607202 LD7202		23589 19,1 + ATE 23589 19,1 + ATE
	1.0 VTi 1.2 VTi 1.4 HDi 1.4 VTi 1.6 e-HDi 1.6 e-HDi 1.6 THP 1.6 VTi	50 60 50 70 68 84 115 88	01.12 01.12 01.12 01.12 01.12 01.12 01.12 01.12		24.0122-0194.1	422194		266 22,0 20,0 V +S +B
	1.0 VTi 1.2 VTi 1.4 HDi 1.4 VTi 1.6 e-HDi 1.6 e-HDi 1.6 GTi 1.6 THP 1.6 VTi	50 60 50 70 68 84 147 115 88	01.12 01.12 01.12 01.12 01.12 01.12 03.13 01.12 01.12		24.0126-0159.1	426159		302 26,0 24,0 V +S +B
	1.0 VTi 1.2 VTi 1.4 HDi 1.4 VTi 1.6 e-HDi 1.6 e-HDi 1.6 GTi 1.6 THP 1.6 VTi	50 60 50 70 68 84 147 115 88	01.12 01.12 01.12 01.12 01.12 01.12 03.13 01.12 01.12		24.0711-5256.3	360320	2 	Radsensor L=1029
	1.0 VTi 1.2 VTi 1.4 HDi 1.4 VTi 1.6 e-HDi 1.6 e-HDi 1.6 GTi 1.6 THP 1.6 VTi	50 60 50 70 68 84 147 115 88	01.12 01.12 01.12 01.12 01.12 01.12 03.13 01.12 01.12		13.0460-2740.2 13.0470-2740.2	602740 LD2740		23554 17,2 /Zub/S LUC 23554 17,2 /Zub/S LUC
	1.0 VTi 1.2 VTi 1.4 HDi 1.4 VTi 1.6 e-HDi 1.6 e-HDi 1.6 GTi 1.6 THP 1.6 VTi	50 60 50 70 68 84 147 115 88	01.12 01.12 01.12 01.12 01.12 01.12 03.13 01.12 01.12		24.0109-0100.2	409100		249 9,0 7,0
	1.0 VTi 1.2 VTi 1.4 HDi 1.4 VTi 1.6 e-HDi 1.6 e-HDi 1.6 THP 1.6 VTi	50 60 50 70 68 84 115 88	01.12 01.12 01.12 01.12 01.12 01.12 01.12 01.12		03.0137-9281.2	669281		Einbausatz
PEUGEOT 301 (12-)								
	1.2 VTi 72 1.6 HDi 92 1.6 VTi 115	53 68 85	11.12 11.12 11.12		13.0460-3994.2 13.0470-3994.2	603994 LD3994	+ belüftete Scheiben ³⁾ + belüftete Scheiben ³⁾	23599 19,0 /Zub/S BOS 23599 19,0 /Zub/S BOS
	1.2 VTi 72 1.6 HDi 92 1.6 VTi 115	53 68 85	11.12 11.12 11.12		24.0113-0184.1 24.0122-0194.1	413184 422194		266 13,0 11,0 +S +B 266 22,0 20,0 V +S +B

¹⁾ + brake disc diameter 266 mm / + disco fr.diam. 266mm / + disques fr.diam. 266mm / + disco fr.diam. 266mm

²⁾ + brake disc diameter 302 mm / + disco fr.diam. 302mm / + disques fr.diam. 302mm / + disco fr.diam. 302mm

³⁾ + ventilated discs / + dischi ventilati / + disques ventilés / + disco ventilado

















PEUGEOT 301 (12-)

	1.2 VTi 72	53		11.12		24.0711-5256.3	360320	2		Radsensor L=1029
	1.6 HDi 92	68		11.12						
	1.6 VTi 115	85		11.12						

PEUGEOT 306 Limousine (3/5-türig) (93-01)

	1.1	44		03.94	04.97	- ABS	13.0460-3952.2	603952		20905 18,0 +/WK	BDX
	1.4	55		03.93	04.97	- ABS	13.0460-0403.2	610403		Einbausatz	BDX
	1.4	55		05.97	05.01	- ABS	13.0460-3975.2	603975		23597 18,0 +/S	BOS
	1.1	44		03.94	04.97	+ ABS	13.0460-7058.2	607058		21430 17,3 +/WK	ATE
	1.4	55	ORGA 08575	03.93		+ ABS/ - Entreprise	13.0460-7088.2	607088		21827 17,3 +	ATE
	1.4 Entreprise	55		03.93	05.01						
	1.6	65	ORGA 08575	03.93							
	1.6	65		05.00	10.00	- ABS					
	1.6	72		10.00	05.01	- ABS					
	1.8	74	ORGA 08575	03.93							
	1.8	74	ORGA 08576		05.01	- ABS					
	1.8 D	43		03.93	05.01						
	1.9 D	47		05.93	05.01						
	1.9 D	50		06.94	05.01						
	1.9 D	51	ORGA 08575	09.98							
	1.9 D	51	ORGA 08576		05.01	- ABS					
	1.9 D	55		03.98	05.01						
	1.9 D Entreprise			09.98	10.00	+ ABS					
	1.9 TD	66		10.93	05.01						
	1.4	55	ORGA 08576		05.01	+ ABS	13.0460-3978.2	603978		23332 18,0 +/Zub/S	BOS
	1.6	65	ORGA 08576		10.00	+ ABS	13.0460-2829.2	602829		23124 19,0 +/WK/S	LUC
	1.6	72		10.00	05.01	+ ABS					
	1.8	74	ORGA 08576		05.01	+ ABS					
	1.8 16V	81		03.97	05.01						
	1.9 D	51		05.00	05.01	+ ABS/ - Entreprise					
	1.9 D Entreprise			10.00	05.01	+ ABS					
	2.0	89		05.97	05.01						
	2.0 16V			03.97	05.01						
	2.0 HDi	66		06.99	05.01						
	2.0 S16	110		05.97	05.01						
	2.0 S16	112		05.97	05.01						
	2.0	89		03.94	04.97		13.0460-2869.2	602869		23169 19,4 /WK/S	LUC
	2.0 16V			03.97	04.97						
	2.0 S16	110		03.94	04.97		13.0460-2817.2	602817		21674 19,0 +/WK/S	LUC
	2.0 S16	112		07.94	04.97						
	2.0 S16	120		03.96	05.01						
	1.1	44		03.94	04.97	- ABS	24.0110-0187.1	410187		247 10,0 9,0 +S +B	
	1.4	55		03.93	04.97	- ABS					
	1.4	55		05.97	05.01	- ABS	24.0113-0185.1	413185		248 13,0 11,0 +S +B	
	1.1	44		03.94	04.97	+ ABS	24.0120-0132.1	420132		247 20,4 18,5 V +S +B	
	1.4	55	ORGA 08575	03.93		+ ABS/ - Entreprise	24.0320-0132.1	520132		247 20,4 18,5 V +S +B PD	
	1.4 Entreprise	55		03.93	05.01						
	1.6	65	ORGA 08575	03.93							
	1.6	65	ORGA 08576		10.00	- ABS					
	1.6	72		10.00	05.01	- ABS					
	1.8	74	ORGA 08575	03.93							
	1.8	74	ORGA 08576		05.01	- ABS					
	1.8 D	43		03.93	05.01						
	1.9 D	47		05.93	05.01						
	1.9 D	50		06.94	05.01						
	1.9 D	51	ORGA 08575	09.98							
	1.9 D	51	ORGA 08576		05.01	- ABS					
	1.9 D	51		09.98	10.00	+ ABS					
	1.9 D	55		03.98	05.01						
	1.9 TD	66		10.93	05.01						
	1.4	55	ORGA 08576		05.01	+ ABS	24.0120-0133.1	420133		266 20,5 18,5 V +S +B	
	1.6	65	ORGA 08576		10.00	+ ABS	24.0320-0133.1	520133		266 20,5 18,5 V +S +B PD	
	1.6	72		10.00	05.01	+ ABS					
	1.8	74	ORGA 08576		05.01	+ ABS					
	1.8 16V	81		03.97	05.01						
	1.9 D	51	ORGA 08576		05.01	+ ABS/ - Entreprise					
	1.9 D Entreprise			10.00	05.01	+ ABS					
	2.0	89		03.94	05.01						
	2.0 16V			03.97	05.01						
	2.0 HDi	66		06.99	05.01						
	2.0 S16	110		05.97	05.01						
	2.0 S16	112		05.97	05.01						
	2.0 S16	110		03.94	04.97		24.0122-0142.1	422142		283 22,0 20,0 V L +B	
	2.0 S16	112		07.94	04.97						
	2.0 S16	120		03.96	05.01						
	1.8 16V	81		03.97	05.01		13.0460-3823.2	603823		20974 11,0	BDX
	2.0	89		03.94	05.01		13.0460-0435.2	610435		Einbausatz	BDX
	2.0 16V			03.97	05.01						
	2.0 HDi	66		06.99	05.01						
	2.0 S16	110		03.94	05.01						
	2.0 S16	112		07.94	05.01						
	2.0 S16	120		03.96	05.01						



        																																																																																																																																																																																																																																																																																																																																																																																																																																																																																																																																																																																																																																																																																																																																																																																											
PEUGEOT 306 Limousine (3/5-türig) (93-01)																																																																																																																																																																																																																																																																																																																																																																																																																																																																																																																																																																																																																																																																																																																																																																																											
	<table border="1"> <tr><td>1.8 16V</td><td>81</td><td>03.97</td><td>05.01</td><td>24.0108-0106.1</td><td>408106</td><td></td><td></td></tr> <tr><td>2.0</td><td>89</td><td>03.94</td><td>05.01</td><td></td><td></td><td></td><td>247 8,0 6,0 +S +B</td></tr> <tr><td>2.0 16V</td><td></td><td>03.97</td><td>05.01</td><td></td><td></td><td></td><td></td></tr> <tr><td>2.0 HDi</td><td>66</td><td>06.99</td><td>05.01</td><td></td><td></td><td></td><td></td></tr> <tr><td>2.0 S16</td><td>110</td><td>03.94</td><td>05.01</td><td></td><td></td><td></td><td></td></tr> <tr><td>2.0 S16</td><td>112</td><td>07.94</td><td>05.01</td><td></td><td></td><td></td><td></td></tr> <tr><td>2.0 S16</td><td>120</td><td>03.96</td><td>05.01</td><td></td><td></td><td></td><td></td></tr> </table>	1.8 16V	81	03.97	05.01	24.0108-0106.1	408106			2.0	89	03.94	05.01				247 8,0 6,0 +S +B	2.0 16V		03.97	05.01					2.0 HDi	66	06.99	05.01					2.0 S16	110	03.94	05.01					2.0 S16	112	07.94	05.01					2.0 S16	120	03.96	05.01																																																																																																																																																																																																																																																																																																																																																																																																																																																																																																																																																																																																																																																																																																																																						
1.8 16V	81	03.97	05.01	24.0108-0106.1	408106																																																																																																																																																																																																																																																																																																																																																																																																																																																																																																																																																																																																																																																																																																																																																																																						
2.0	89	03.94	05.01				247 8,0 6,0 +S +B																																																																																																																																																																																																																																																																																																																																																																																																																																																																																																																																																																																																																																																																																																																																																																																				
2.0 16V		03.97	05.01																																																																																																																																																																																																																																																																																																																																																																																																																																																																																																																																																																																																																																																																																																																																																																																								
2.0 HDi	66	06.99	05.01																																																																																																																																																																																																																																																																																																																																																																																																																																																																																																																																																																																																																																																																																																																																																																																								
2.0 S16	110	03.94	05.01																																																																																																																																																																																																																																																																																																																																																																																																																																																																																																																																																																																																																																																																																																																																																																																								
2.0 S16	112	07.94	05.01																																																																																																																																																																																																																																																																																																																																																																																																																																																																																																																																																																																																																																																																																																																																																																																								
2.0 S16	120	03.96	05.01																																																																																																																																																																																																																																																																																																																																																																																																																																																																																																																																																																																																																																																																																																																																																																																								
	<table border="1"> <tr><td>1.1</td><td>44</td><td>03.94</td><td>04.97</td><td>- ABS</td><td>03.0137-0261.2</td><td>650261</td><td></td><td>180 x 32</td><td>BDX</td></tr> <tr><td>1.4</td><td>55</td><td>03.93</td><td>04.97</td><td>- ABS/-verst.Fahrw./+ 5 türig ¹⁾</td><td>03.0137-0197.2</td><td>650197</td><td></td><td>180 x 32 HEB</td><td>LUC</td></tr> <tr><td>1.4</td><td>55</td><td>05.97</td><td>05.01</td><td>- ABS</td><td>03.0137-9086.2</td><td>669086</td><td></td><td>Einbausatz</td><td>BDX</td></tr> <tr><td>1.6</td><td>65</td><td>03.93</td><td>10.00</td><td>- ABS</td><td>03.0137-9175.2</td><td>669175</td><td></td><td>Einbausatz</td><td>LUC</td></tr> <tr><td>1.6</td><td>72</td><td>10.00</td><td>05.01</td><td>- ABS</td><td></td><td></td><td></td><td></td><td></td></tr> <tr><td>1.8</td><td>74</td><td>03.93</td><td>05.01</td><td>- ABS</td><td></td><td></td><td></td><td></td><td></td></tr> <tr><td>1.8 D</td><td>43</td><td>03.93</td><td>04.97</td><td>- ABS/-verst.Fahrw./+ 5 türig ¹⁾</td><td></td><td></td><td></td><td></td><td></td></tr> <tr><td>1.8 D</td><td>43</td><td>05.97</td><td>05.01</td><td>- ABS</td><td></td><td></td><td></td><td></td><td></td></tr> <tr><td>1.9 D</td><td></td><td>05.93</td><td>04.97</td><td>- ABS/-verst.Fahrw./+ 5 türig ¹⁾</td><td></td><td></td><td></td><td></td><td></td></tr> <tr><td>1.9 D</td><td></td><td>05.97</td><td>05.01</td><td>- ABS</td><td></td><td></td><td></td><td></td><td></td></tr> <tr><td>1.9 TD</td><td>66</td><td>10.93</td><td>05.01</td><td>- ABS/-verst.Fahrw./+ 5 türig ¹⁾</td><td></td><td></td><td></td><td></td><td></td></tr> <tr><td>1.1</td><td>44</td><td>03.94</td><td>04.97</td><td>+ ABS</td><td>03.0137-0370.2</td><td>650370</td><td></td><td>229 x 42 HEB</td><td>BDX</td></tr> <tr><td>1.4</td><td>55</td><td>03.93</td><td>04.97</td><td>- ABS/+ verst.Fahrw./+ 3 türig ²⁾</td><td>03.0137-9228.2</td><td>669228</td><td></td><td>Einbausatz</td><td>BDX</td></tr> <tr><td>1.4</td><td>55</td><td>03.93</td><td>04.97</td><td>+ ABS/ - verstärktes Fahrwerk ³⁾</td><td></td><td></td><td></td><td></td><td></td></tr> <tr><td>1.4 Entreprise</td><td>55</td><td>05.97</td><td>05.01</td><td></td><td></td><td></td><td></td><td></td><td></td></tr> <tr><td>1.8 D</td><td>43</td><td>03.93</td><td>04.97</td><td>- ABS/+ verst.Fahrw./+ 3 türig ²⁾</td><td></td><td></td><td></td><td></td><td></td></tr> <tr><td>1.8 D</td><td>43</td><td>03.93</td><td>04.97</td><td>+ ABS/ - verstärktes Fahrwerk ³⁾</td><td></td><td></td><td></td><td></td><td></td></tr> <tr><td>1.8 D Entreprise</td><td>43</td><td>05.97</td><td>05.01</td><td></td><td></td><td></td><td></td><td></td><td></td></tr> <tr><td>1.9 D</td><td></td><td>05.93</td><td>04.97</td><td>- ABS/+ verst.Fahrw./+ 3 türig ²⁾</td><td></td><td></td><td></td><td></td><td></td></tr> <tr><td>1.9 D</td><td></td><td>05.93</td><td>04.97</td><td>+ ABS/ - verstärktes Fahrwerk ³⁾</td><td></td><td></td><td></td><td></td><td></td></tr> <tr><td>1.9 D Entreprise</td><td></td><td>05.97</td><td>05.01</td><td></td><td></td><td></td><td></td><td></td><td></td></tr> <tr><td>1.9 TD</td><td>66</td><td>10.93</td><td>05.01</td><td>- ABS/+ verst.Fahrw./+ 3 türig ²⁾</td><td></td><td></td><td></td><td></td><td></td></tr> <tr><td>1.9 TD</td><td>66</td><td>10.93</td><td>05.01</td><td>+ ABS/ - verstärktes Fahrwerk ³⁾</td><td></td><td></td><td></td><td></td><td></td></tr> <tr><td>1.1</td><td>44</td><td>03.94</td><td>08.95</td><td>+ ABS</td><td>03.0137-0197.2</td><td>650197</td><td></td><td>180 x 32 HEB</td><td>LUC</td></tr> <tr><td>1.4</td><td>55</td><td>03.93</td><td>08.95</td><td>+ ABS</td><td>03.0137-9175.2</td><td>669175</td><td></td><td>Einbausatz</td><td>LUC</td></tr> <tr><td>1.6</td><td>65</td><td>03.93</td><td>08.95</td><td>+ ABS</td><td></td><td></td><td></td><td></td><td></td></tr> <tr><td>1.8</td><td>74</td><td>03.93</td><td>08.95</td><td>+ ABS</td><td></td><td></td><td></td><td></td><td></td></tr> <tr><td>1.8 D</td><td>43</td><td>03.93</td><td>08.95</td><td>+ ABS</td><td></td><td></td><td></td><td></td><td></td></tr> <tr><td>1.9 D</td><td></td><td>05.93</td><td>08.95</td><td>+ ABS</td><td></td><td></td><td></td><td></td><td></td></tr> <tr><td>1.9 TD</td><td>66</td><td>10.93</td><td>08.95</td><td>+ ABS</td><td></td><td></td><td></td><td></td><td></td></tr> <tr><td>1.1</td><td>44</td><td>09.95</td><td>04.97</td><td>+ ABS</td><td>03.0137-0312.2</td><td>650312</td><td></td><td>203 x 38 HEB</td><td>LUC</td></tr> <tr><td>1.4</td><td>55</td><td>09.95</td><td>05.01</td><td>+ ABS</td><td>03.0137-9158.2</td><td>669158</td><td></td><td>Einbausatz</td><td>LUC</td></tr> <tr><td>1.6</td><td>65</td><td>09.95</td><td>10.00</td><td>+ ABS</td><td></td><td></td><td></td><td></td><td></td></tr> <tr><td>1.6</td><td>72</td><td>10.00</td><td>05.01</td><td>+ ABS</td><td></td><td></td><td></td><td></td><td></td></tr> <tr><td>1.8</td><td>74</td><td>09.95</td><td>05.01</td><td>+ ABS</td><td></td><td></td><td></td><td></td><td></td></tr> <tr><td>1.8 D</td><td>43</td><td>09.95</td><td>05.01</td><td>+ ABS</td><td></td><td></td><td></td><td></td><td></td></tr> <tr><td>1.9 D</td><td></td><td>09.95</td><td>05.01</td><td>+ ABS</td><td></td><td></td><td></td><td></td><td></td></tr> <tr><td>1.9 TD</td><td>66</td><td>09.95</td><td>05.01</td><td></td><td></td><td></td><td></td><td></td><td></td></tr> <tr><td></td> <td> <table border="1"> <tr><td>1.1</td><td>44</td><td>03.94</td><td>04.97</td><td>- ABS</td><td>24.0218-0016.1</td><td>480011</td><td></td><td>180/181 x 44,5 - Lager</td><td></td></tr> <tr><td>1.4</td><td>55</td><td>03.93</td><td>04.97</td><td>- ABS/-verst.Fahrw./+ 5 türig ¹⁾</td><td>24.0218-0716.2</td><td>480203</td><td></td><td>180/181 x 44,5 + Lager</td><td></td></tr> <tr><td>1.4</td><td>55</td><td>05.97</td><td>05.01</td><td>- ABS</td><td></td><td></td><td></td><td></td><td></td></tr> <tr><td>1.6</td><td>65</td><td>03.93</td><td>10.00</td><td>- ABS</td><td></td><td></td><td></td><td></td><td></td></tr> <tr><td>1.6</td><td>72</td><td>10.00</td><td>05.01</td><td>- ABS</td><td></td><td></td><td></td><td></td><td></td></tr> <tr><td>1.8</td><td>74</td><td>03.93</td><td>05.01</td><td>- ABS</td><td></td><td></td><td></td><td></td><td></td></tr> <tr><td>1.8 D</td><td>43</td><td>03.93</td><td>04.97</td><td>- ABS/-verst.Fahrw./+ 5 türig ¹⁾</td><td></td><td></td><td></td><td></td><td></td></tr> <tr><td>1.8 D</td><td>43</td><td>05.97</td><td>05.01</td><td>- ABS</td><td></td><td></td><td></td><td></td><td></td></tr> <tr><td>1.9 D</td><td></td><td>05.93</td><td>04.97</td><td>- ABS/-verst.Fahrw./+ 5 türig ¹⁾</td><td></td><td></td><td></td><td></td><td></td></tr> <tr><td>1.9 D</td><td></td><td>05.97</td><td>05.01</td><td>- ABS</td><td></td><td></td><td></td><td></td><td></td></tr> <tr><td>1.9 TD</td><td>66</td><td>10.93</td><td>05.01</td><td>- ABS/-verst.Fahrw./+ 5 türig ¹⁾</td><td></td><td></td><td></td><td></td><td></td></tr> <tr><td>1.1</td><td>44</td><td>03.94</td><td>04.97</td><td>+ ABS</td><td>24.0222-8017.1</td><td>480071</td><td>für BENDIX-System ⁴⁾</td><td>229/230 x 50,5</td><td></td></tr> <tr><td>1.4</td><td>55</td><td>03.93</td><td>04.97</td><td>- ABS/+ verst.Fahrw./+ 3 türig ²⁾</td><td></td><td></td><td></td><td></td><td></td></tr> <tr><td>1.4</td><td>55</td><td>03.93</td><td>04.97</td><td>+ ABS/ - verstärktes Fahrwerk ³⁾</td><td></td><td></td><td></td><td></td><td></td></tr> <tr><td>1.4 Entreprise</td><td>55</td><td>05.97</td><td>05.01</td><td></td><td></td><td></td><td></td><td></td><td></td></tr> <tr><td>1.8 D</td><td>43</td><td>03.93</td><td>04.97</td><td>- ABS/+ verst.Fahrw./+ 3 türig ²⁾</td><td></td><td></td><td></td><td></td><td></td></tr> <tr><td>1.8 D</td><td>43</td><td>03.93</td><td>04.97</td><td>+ ABS/ - verstärktes Fahrwerk ³⁾</td><td></td><td></td><td></td><td></td><td></td></tr> <tr><td>1.8 D Entreprise</td><td>43</td><td>05.97</td><td>05.01</td><td></td><td></td><td></td><td></td><td></td><td></td></tr> <tr><td>1.9 D</td><td></td><td>05.93</td><td>04.97</td><td>- ABS/+ verst.Fahrw./+ 3 türig ²⁾</td><td></td><td></td><td></td><td></td><td></td></tr> <tr><td>1.9 D</td><td></td><td>05.93</td><td>04.97</td><td>+ ABS/ - verstärktes Fahrwerk ³⁾</td><td></td><td></td><td></td><td></td><td></td></tr> <tr><td>1.9 D Entreprise</td><td></td><td>05.97</td><td>05.01</td><td></td><td></td><td></td><td></td><td></td><td></td></tr> <tr><td>1.9 TD</td><td>66</td><td>10.93</td><td>05.01</td><td>- ABS/+ verst.Fahrw./+ 3 türig ²⁾</td><td></td><td></td><td></td><td></td><td></td></tr> <tr><td>1.9 TD</td><td>66</td><td>10.93</td><td>05.01</td><td>+ ABS/ - verstärktes Fahrwerk ³⁾</td><td></td><td></td><td></td><td></td><td></td></tr> <tr><td>1.1</td><td>44</td><td>03.94</td><td>08.95</td><td>+ ABS</td><td>24.0218-0016.1</td><td>480011</td><td>für LUCAS-System ⁵⁾</td><td>180/181 x 44,5 - Lager</td><td></td></tr> <tr><td>1.4</td><td>55</td><td>03.93</td><td>08.95</td><td>+ ABS</td><td>24.0218-0716.2</td><td>480203</td><td>für LUCAS-System ⁵⁾</td><td>180/181 x 44,5 + Lager</td><td></td></tr> <tr><td>1.6</td><td>65</td><td>03.93</td><td>08.95</td><td>+ ABS</td><td></td><td></td><td></td><td></td><td></td></tr> <tr><td>1.8</td><td>74</td><td>03.93</td><td>08.95</td><td>+ ABS</td><td></td><td></td><td></td><td></td><td></td></tr> <tr><td>1.8 D</td><td>43</td><td>03.93</td><td>08.95</td><td>+ ABS</td><td></td><td></td><td></td><td></td><td></td></tr> <tr><td>1.9 D</td><td></td><td>05.93</td><td>08.95</td><td>+ ABS</td><td></td><td></td><td></td><td></td><td></td></tr> <tr><td>1.9 TD</td><td>66</td><td>10.93</td><td>08.95</td><td>+ ABS</td><td></td><td></td><td></td><td></td><td></td></tr> <tr><td>1.1</td><td>44</td><td>09.95</td><td>04.97</td><td>+ ABS</td><td>24.0220-3014.1</td><td>480090</td><td></td><td>203/204,4 x 46,5</td><td></td></tr> <tr><td>1.4</td><td>55</td><td>09.95</td><td>05.01</td><td>+ ABS</td><td></td><td></td><td></td><td></td><td></td></tr> <tr><td>1.6</td><td>65</td><td>09.95</td><td>10.00</td><td>+ ABS</td><td></td><td></td><td></td><td></td><td></td></tr> <tr><td>1.6</td><td>72</td><td>10.00</td><td>05.01</td><td>+ ABS</td><td></td><td></td><td></td><td></td><td></td></tr> <tr><td>1.8</td><td>74</td><td>09.95</td><td>05.01</td><td>+ ABS</td><td></td><td></td><td></td><td></td><td></td></tr> <tr><td>1.8 D</td><td>43</td><td>09.95</td><td>05.01</td><td>+ ABS</td><td></td><td></td><td></td><td></td><td></td></tr> <tr><td>1.9 D</td><td></td><td>09.95</td><td>05.01</td><td>+ ABS</td><td></td><td></td><td></td><td></td><td></td></tr> <tr><td>1.9 TD</td><td>66</td><td>09.95</td><td>05.01</td><td></td><td></td><td></td><td></td><td></td><td></td></tr> </table> </td> </tr> </table>	1.1	44	03.94	04.97	- ABS	03.0137-0261.2	650261		180 x 32	BDX	1.4	55	03.93	04.97	- ABS/-verst.Fahrw./+ 5 türig ¹⁾	03.0137-0197.2	650197		180 x 32 HEB	LUC	1.4	55	05.97	05.01	- ABS	03.0137-9086.2	669086		Einbausatz	BDX	1.6	65	03.93	10.00	- ABS	03.0137-9175.2	669175		Einbausatz	LUC	1.6	72	10.00	05.01	- ABS						1.8	74	03.93	05.01	- ABS						1.8 D	43	03.93	04.97	- ABS/-verst.Fahrw./+ 5 türig ¹⁾						1.8 D	43	05.97	05.01	- ABS						1.9 D		05.93	04.97	- ABS/-verst.Fahrw./+ 5 türig ¹⁾						1.9 D		05.97	05.01	- ABS						1.9 TD	66	10.93	05.01	- ABS/-verst.Fahrw./+ 5 türig ¹⁾						1.1	44	03.94	04.97	+ ABS	03.0137-0370.2	650370		229 x 42 HEB	BDX	1.4	55	03.93	04.97	- ABS/+ verst.Fahrw./+ 3 türig ²⁾	03.0137-9228.2	669228		Einbausatz	BDX	1.4	55	03.93	04.97	+ ABS/ - verstärktes Fahrwerk ³⁾						1.4 Entreprise	55	05.97	05.01							1.8 D	43	03.93	04.97	- ABS/+ verst.Fahrw./+ 3 türig ²⁾						1.8 D	43	03.93	04.97	+ ABS/ - verstärktes Fahrwerk ³⁾						1.8 D Entreprise	43	05.97	05.01							1.9 D		05.93	04.97	- ABS/+ verst.Fahrw./+ 3 türig ²⁾						1.9 D		05.93	04.97	+ ABS/ - verstärktes Fahrwerk ³⁾						1.9 D Entreprise		05.97	05.01							1.9 TD	66	10.93	05.01	- ABS/+ verst.Fahrw./+ 3 türig ²⁾						1.9 TD	66	10.93	05.01	+ ABS/ - verstärktes Fahrwerk ³⁾						1.1	44	03.94	08.95	+ ABS	03.0137-0197.2	650197		180 x 32 HEB	LUC	1.4	55	03.93	08.95	+ ABS	03.0137-9175.2	669175		Einbausatz	LUC	1.6	65	03.93	08.95	+ ABS						1.8	74	03.93	08.95	+ ABS						1.8 D	43	03.93	08.95	+ ABS						1.9 D		05.93	08.95	+ ABS						1.9 TD	66	10.93	08.95	+ ABS						1.1	44	09.95	04.97	+ ABS	03.0137-0312.2	650312		203 x 38 HEB	LUC	1.4	55	09.95	05.01	+ ABS	03.0137-9158.2	669158		Einbausatz	LUC	1.6	65	09.95	10.00	+ ABS						1.6	72	10.00	05.01	+ ABS						1.8	74	09.95	05.01	+ ABS						1.8 D	43	09.95	05.01	+ ABS						1.9 D		09.95	05.01	+ ABS						1.9 TD	66	09.95	05.01								<table border="1"> <tr><td>1.1</td><td>44</td><td>03.94</td><td>04.97</td><td>- ABS</td><td>24.0218-0016.1</td><td>480011</td><td></td><td>180/181 x 44,5 - Lager</td><td></td></tr> <tr><td>1.4</td><td>55</td><td>03.93</td><td>04.97</td><td>- ABS/-verst.Fahrw./+ 5 türig ¹⁾</td><td>24.0218-0716.2</td><td>480203</td><td></td><td>180/181 x 44,5 + Lager</td><td></td></tr> <tr><td>1.4</td><td>55</td><td>05.97</td><td>05.01</td><td>- ABS</td><td></td><td></td><td></td><td></td><td></td></tr> <tr><td>1.6</td><td>65</td><td>03.93</td><td>10.00</td><td>- ABS</td><td></td><td></td><td></td><td></td><td></td></tr> <tr><td>1.6</td><td>72</td><td>10.00</td><td>05.01</td><td>- ABS</td><td></td><td></td><td></td><td></td><td></td></tr> <tr><td>1.8</td><td>74</td><td>03.93</td><td>05.01</td><td>- ABS</td><td></td><td></td><td></td><td></td><td></td></tr> <tr><td>1.8 D</td><td>43</td><td>03.93</td><td>04.97</td><td>- ABS/-verst.Fahrw./+ 5 türig ¹⁾</td><td></td><td></td><td></td><td></td><td></td></tr> <tr><td>1.8 D</td><td>43</td><td>05.97</td><td>05.01</td><td>- ABS</td><td></td><td></td><td></td><td></td><td></td></tr> <tr><td>1.9 D</td><td></td><td>05.93</td><td>04.97</td><td>- ABS/-verst.Fahrw./+ 5 türig ¹⁾</td><td></td><td></td><td></td><td></td><td></td></tr> <tr><td>1.9 D</td><td></td><td>05.97</td><td>05.01</td><td>- ABS</td><td></td><td></td><td></td><td></td><td></td></tr> <tr><td>1.9 TD</td><td>66</td><td>10.93</td><td>05.01</td><td>- ABS/-verst.Fahrw./+ 5 türig ¹⁾</td><td></td><td></td><td></td><td></td><td></td></tr> <tr><td>1.1</td><td>44</td><td>03.94</td><td>04.97</td><td>+ ABS</td><td>24.0222-8017.1</td><td>480071</td><td>für BENDIX-System ⁴⁾</td><td>229/230 x 50,5</td><td></td></tr> <tr><td>1.4</td><td>55</td><td>03.93</td><td>04.97</td><td>- ABS/+ verst.Fahrw./+ 3 türig ²⁾</td><td></td><td></td><td></td><td></td><td></td></tr> <tr><td>1.4</td><td>55</td><td>03.93</td><td>04.97</td><td>+ ABS/ - verstärktes Fahrwerk ³⁾</td><td></td><td></td><td></td><td></td><td></td></tr> <tr><td>1.4 Entreprise</td><td>55</td><td>05.97</td><td>05.01</td><td></td><td></td><td></td><td></td><td></td><td></td></tr> <tr><td>1.8 D</td><td>43</td><td>03.93</td><td>04.97</td><td>- ABS/+ verst.Fahrw./+ 3 türig ²⁾</td><td></td><td></td><td></td><td></td><td></td></tr> <tr><td>1.8 D</td><td>43</td><td>03.93</td><td>04.97</td><td>+ ABS/ - verstärktes Fahrwerk ³⁾</td><td></td><td></td><td></td><td></td><td></td></tr> <tr><td>1.8 D Entreprise</td><td>43</td><td>05.97</td><td>05.01</td><td></td><td></td><td></td><td></td><td></td><td></td></tr> <tr><td>1.9 D</td><td></td><td>05.93</td><td>04.97</td><td>- ABS/+ verst.Fahrw./+ 3 türig ²⁾</td><td></td><td></td><td></td><td></td><td></td></tr> <tr><td>1.9 D</td><td></td><td>05.93</td><td>04.97</td><td>+ ABS/ - verstärktes Fahrwerk ³⁾</td><td></td><td></td><td></td><td></td><td></td></tr> <tr><td>1.9 D Entreprise</td><td></td><td>05.97</td><td>05.01</td><td></td><td></td><td></td><td></td><td></td><td></td></tr> <tr><td>1.9 TD</td><td>66</td><td>10.93</td><td>05.01</td><td>- ABS/+ verst.Fahrw./+ 3 türig ²⁾</td><td></td><td></td><td></td><td></td><td></td></tr> <tr><td>1.9 TD</td><td>66</td><td>10.93</td><td>05.01</td><td>+ ABS/ - verstärktes Fahrwerk ³⁾</td><td></td><td></td><td></td><td></td><td></td></tr> <tr><td>1.1</td><td>44</td><td>03.94</td><td>08.95</td><td>+ ABS</td><td>24.0218-0016.1</td><td>480011</td><td>für LUCAS-System ⁵⁾</td><td>180/181 x 44,5 - Lager</td><td></td></tr> <tr><td>1.4</td><td>55</td><td>03.93</td><td>08.95</td><td>+ ABS</td><td>24.0218-0716.2</td><td>480203</td><td>für LUCAS-System ⁵⁾</td><td>180/181 x 44,5 + Lager</td><td></td></tr> <tr><td>1.6</td><td>65</td><td>03.93</td><td>08.95</td><td>+ ABS</td><td></td><td></td><td></td><td></td><td></td></tr> <tr><td>1.8</td><td>74</td><td>03.93</td><td>08.95</td><td>+ ABS</td><td></td><td></td><td></td><td></td><td></td></tr> <tr><td>1.8 D</td><td>43</td><td>03.93</td><td>08.95</td><td>+ ABS</td><td></td><td></td><td></td><td></td><td></td></tr> <tr><td>1.9 D</td><td></td><td>05.93</td><td>08.95</td><td>+ ABS</td><td></td><td></td><td></td><td></td><td></td></tr> <tr><td>1.9 TD</td><td>66</td><td>10.93</td><td>08.95</td><td>+ ABS</td><td></td><td></td><td></td><td></td><td></td></tr> <tr><td>1.1</td><td>44</td><td>09.95</td><td>04.97</td><td>+ ABS</td><td>24.0220-3014.1</td><td>480090</td><td></td><td>203/204,4 x 46,5</td><td></td></tr> <tr><td>1.4</td><td>55</td><td>09.95</td><td>05.01</td><td>+ ABS</td><td></td><td></td><td></td><td></td><td></td></tr> <tr><td>1.6</td><td>65</td><td>09.95</td><td>10.00</td><td>+ ABS</td><td></td><td></td><td></td><td></td><td></td></tr> <tr><td>1.6</td><td>72</td><td>10.00</td><td>05.01</td><td>+ ABS</td><td></td><td></td><td></td><td></td><td></td></tr> <tr><td>1.8</td><td>74</td><td>09.95</td><td>05.01</td><td>+ ABS</td><td></td><td></td><td></td><td></td><td></td></tr> <tr><td>1.8 D</td><td>43</td><td>09.95</td><td>05.01</td><td>+ ABS</td><td></td><td></td><td></td><td></td><td></td></tr> <tr><td>1.9 D</td><td></td><td>09.95</td><td>05.01</td><td>+ ABS</td><td></td><td></td><td></td><td></td><td></td></tr> <tr><td>1.9 TD</td><td>66</td><td>09.95</td><td>05.01</td><td></td><td></td><td></td><td></td><td></td><td></td></tr> </table>	1.1	44	03.94	04.97	- ABS	24.0218-0016.1	480011		180/181 x 44,5 - Lager		1.4	55	03.93	04.97	- ABS/-verst.Fahrw./+ 5 türig ¹⁾	24.0218-0716.2	480203		180/181 x 44,5 + Lager		1.4	55	05.97	05.01	- ABS						1.6	65	03.93	10.00	- ABS						1.6	72	10.00	05.01	- ABS						1.8	74	03.93	05.01	- ABS						1.8 D	43	03.93	04.97	- ABS/-verst.Fahrw./+ 5 türig ¹⁾						1.8 D	43	05.97	05.01	- ABS						1.9 D		05.93	04.97	- ABS/-verst.Fahrw./+ 5 türig ¹⁾						1.9 D		05.97	05.01	- ABS						1.9 TD	66	10.93	05.01	- ABS/-verst.Fahrw./+ 5 türig ¹⁾						1.1	44	03.94	04.97	+ ABS	24.0222-8017.1	480071	für BENDIX-System ⁴⁾	229/230 x 50,5		1.4	55	03.93	04.97	- ABS/+ verst.Fahrw./+ 3 türig ²⁾						1.4	55	03.93	04.97	+ ABS/ - verstärktes Fahrwerk ³⁾						1.4 Entreprise	55	05.97	05.01							1.8 D	43	03.93	04.97	- ABS/+ verst.Fahrw./+ 3 türig ²⁾						1.8 D	43	03.93	04.97	+ ABS/ - verstärktes Fahrwerk ³⁾						1.8 D Entreprise	43	05.97	05.01							1.9 D		05.93	04.97	- ABS/+ verst.Fahrw./+ 3 türig ²⁾						1.9 D		05.93	04.97	+ ABS/ - verstärktes Fahrwerk ³⁾						1.9 D Entreprise		05.97	05.01							1.9 TD	66	10.93	05.01	- ABS/+ verst.Fahrw./+ 3 türig ²⁾						1.9 TD	66	10.93	05.01	+ ABS/ - verstärktes Fahrwerk ³⁾						1.1	44	03.94	08.95	+ ABS	24.0218-0016.1	480011	für LUCAS-System ⁵⁾	180/181 x 44,5 - Lager		1.4	55	03.93	08.95	+ ABS	24.0218-0716.2	480203	für LUCAS-System ⁵⁾	180/181 x 44,5 + Lager		1.6	65	03.93	08.95	+ ABS						1.8	74	03.93	08.95	+ ABS						1.8 D	43	03.93	08.95	+ ABS						1.9 D		05.93	08.95	+ ABS						1.9 TD	66	10.93	08.95	+ ABS						1.1	44	09.95	04.97	+ ABS	24.0220-3014.1	480090		203/204,4 x 46,5		1.4	55	09.95	05.01	+ ABS						1.6	65	09.95	10.00	+ ABS						1.6	72	10.00	05.01	+ ABS						1.8	74	09.95	05.01	+ ABS						1.8 D	43	09.95	05.01	+ ABS						1.9 D		09.95	05.01	+ ABS						1.9 TD	66	09.95	05.01						
1.1	44	03.94	04.97	- ABS	03.0137-0261.2	650261		180 x 32	BDX																																																																																																																																																																																																																																																																																																																																																																																																																																																																																																																																																																																																																																																																																																																																																																																		
1.4	55	03.93	04.97	- ABS/-verst.Fahrw./+ 5 türig ¹⁾	03.0137-0197.2	650197		180 x 32 HEB	LUC																																																																																																																																																																																																																																																																																																																																																																																																																																																																																																																																																																																																																																																																																																																																																																																		
1.4	55	05.97	05.01	- ABS	03.0137-9086.2	669086		Einbausatz	BDX																																																																																																																																																																																																																																																																																																																																																																																																																																																																																																																																																																																																																																																																																																																																																																																		
1.6	65	03.93	10.00	- ABS	03.0137-9175.2	669175		Einbausatz	LUC																																																																																																																																																																																																																																																																																																																																																																																																																																																																																																																																																																																																																																																																																																																																																																																		
1.6	72	10.00	05.01	- ABS																																																																																																																																																																																																																																																																																																																																																																																																																																																																																																																																																																																																																																																																																																																																																																																							
1.8	74	03.93	05.01	- ABS																																																																																																																																																																																																																																																																																																																																																																																																																																																																																																																																																																																																																																																																																																																																																																																							
1.8 D	43	03.93	04.97	- ABS/-verst.Fahrw./+ 5 türig ¹⁾																																																																																																																																																																																																																																																																																																																																																																																																																																																																																																																																																																																																																																																																																																																																																																																							
1.8 D	43	05.97	05.01	- ABS																																																																																																																																																																																																																																																																																																																																																																																																																																																																																																																																																																																																																																																																																																																																																																																							
1.9 D		05.93	04.97	- ABS/-verst.Fahrw./+ 5 türig ¹⁾																																																																																																																																																																																																																																																																																																																																																																																																																																																																																																																																																																																																																																																																																																																																																																																							
1.9 D		05.97	05.01	- ABS																																																																																																																																																																																																																																																																																																																																																																																																																																																																																																																																																																																																																																																																																																																																																																																							
1.9 TD	66	10.93	05.01	- ABS/-verst.Fahrw./+ 5 türig ¹⁾																																																																																																																																																																																																																																																																																																																																																																																																																																																																																																																																																																																																																																																																																																																																																																																							
1.1	44	03.94	04.97	+ ABS	03.0137-0370.2	650370		229 x 42 HEB	BDX																																																																																																																																																																																																																																																																																																																																																																																																																																																																																																																																																																																																																																																																																																																																																																																		
1.4	55	03.93	04.97	- ABS/+ verst.Fahrw./+ 3 türig ²⁾	03.0137-9228.2	669228		Einbausatz	BDX																																																																																																																																																																																																																																																																																																																																																																																																																																																																																																																																																																																																																																																																																																																																																																																		
1.4	55	03.93	04.97	+ ABS/ - verstärktes Fahrwerk ³⁾																																																																																																																																																																																																																																																																																																																																																																																																																																																																																																																																																																																																																																																																																																																																																																																							
1.4 Entreprise	55	05.97	05.01																																																																																																																																																																																																																																																																																																																																																																																																																																																																																																																																																																																																																																																																																																																																																																																								
1.8 D	43	03.93	04.97	- ABS/+ verst.Fahrw./+ 3 türig ²⁾																																																																																																																																																																																																																																																																																																																																																																																																																																																																																																																																																																																																																																																																																																																																																																																							
1.8 D	43	03.93	04.97	+ ABS/ - verstärktes Fahrwerk ³⁾																																																																																																																																																																																																																																																																																																																																																																																																																																																																																																																																																																																																																																																																																																																																																																																							
1.8 D Entreprise	43	05.97	05.01																																																																																																																																																																																																																																																																																																																																																																																																																																																																																																																																																																																																																																																																																																																																																																																								
1.9 D		05.93	04.97	- ABS/+ verst.Fahrw./+ 3 türig ²⁾																																																																																																																																																																																																																																																																																																																																																																																																																																																																																																																																																																																																																																																																																																																																																																																							
1.9 D		05.93	04.97	+ ABS/ - verstärktes Fahrwerk ³⁾																																																																																																																																																																																																																																																																																																																																																																																																																																																																																																																																																																																																																																																																																																																																																																																							
1.9 D Entreprise		05.97	05.01																																																																																																																																																																																																																																																																																																																																																																																																																																																																																																																																																																																																																																																																																																																																																																																								
1.9 TD	66	10.93	05.01	- ABS/+ verst.Fahrw./+ 3 türig ²⁾																																																																																																																																																																																																																																																																																																																																																																																																																																																																																																																																																																																																																																																																																																																																																																																							
1.9 TD	66	10.93	05.01	+ ABS/ - verstärktes Fahrwerk ³⁾																																																																																																																																																																																																																																																																																																																																																																																																																																																																																																																																																																																																																																																																																																																																																																																							
1.1	44	03.94	08.95	+ ABS	03.0137-0197.2	650197		180 x 32 HEB	LUC																																																																																																																																																																																																																																																																																																																																																																																																																																																																																																																																																																																																																																																																																																																																																																																		
1.4	55	03.93	08.95	+ ABS	03.0137-9175.2	669175		Einbausatz	LUC																																																																																																																																																																																																																																																																																																																																																																																																																																																																																																																																																																																																																																																																																																																																																																																		
1.6	65	03.93	08.95	+ ABS																																																																																																																																																																																																																																																																																																																																																																																																																																																																																																																																																																																																																																																																																																																																																																																							
1.8	74	03.93	08.95	+ ABS																																																																																																																																																																																																																																																																																																																																																																																																																																																																																																																																																																																																																																																																																																																																																																																							
1.8 D	43	03.93	08.95	+ ABS																																																																																																																																																																																																																																																																																																																																																																																																																																																																																																																																																																																																																																																																																																																																																																																							
1.9 D		05.93	08.95	+ ABS																																																																																																																																																																																																																																																																																																																																																																																																																																																																																																																																																																																																																																																																																																																																																																																							
1.9 TD	66	10.93	08.95	+ ABS																																																																																																																																																																																																																																																																																																																																																																																																																																																																																																																																																																																																																																																																																																																																																																																							
1.1	44	09.95	04.97	+ ABS	03.0137-0312.2	650312		203 x 38 HEB	LUC																																																																																																																																																																																																																																																																																																																																																																																																																																																																																																																																																																																																																																																																																																																																																																																		
1.4	55	09.95	05.01	+ ABS	03.0137-9158.2	669158		Einbausatz	LUC																																																																																																																																																																																																																																																																																																																																																																																																																																																																																																																																																																																																																																																																																																																																																																																		
1.6	65	09.95	10.00	+ ABS																																																																																																																																																																																																																																																																																																																																																																																																																																																																																																																																																																																																																																																																																																																																																																																							
1.6	72	10.00	05.01	+ ABS																																																																																																																																																																																																																																																																																																																																																																																																																																																																																																																																																																																																																																																																																																																																																																																							
1.8	74	09.95	05.01	+ ABS																																																																																																																																																																																																																																																																																																																																																																																																																																																																																																																																																																																																																																																																																																																																																																																							
1.8 D	43	09.95	05.01	+ ABS																																																																																																																																																																																																																																																																																																																																																																																																																																																																																																																																																																																																																																																																																																																																																																																							
1.9 D		09.95	05.01	+ ABS																																																																																																																																																																																																																																																																																																																																																																																																																																																																																																																																																																																																																																																																																																																																																																																							
1.9 TD	66	09.95	05.01																																																																																																																																																																																																																																																																																																																																																																																																																																																																																																																																																																																																																																																																																																																																																																																								
	<table border="1"> <tr><td>1.1</td><td>44</td><td>03.94</td><td>04.97</td><td>- ABS</td><td>24.0218-0016.1</td><td>480011</td><td></td><td>180/181 x 44,5 - Lager</td><td></td></tr> <tr><td>1.4</td><td>55</td><td>03.93</td><td>04.97</td><td>- ABS/-verst.Fahrw./+ 5 türig ¹⁾</td><td>24.0218-0716.2</td><td>480203</td><td></td><td>180/181 x 44,5 + Lager</td><td></td></tr> <tr><td>1.4</td><td>55</td><td>05.97</td><td>05.01</td><td>- ABS</td><td></td><td></td><td></td><td></td><td></td></tr> <tr><td>1.6</td><td>65</td><td>03.93</td><td>10.00</td><td>- ABS</td><td></td><td></td><td></td><td></td><td></td></tr> <tr><td>1.6</td><td>72</td><td>10.00</td><td>05.01</td><td>- ABS</td><td></td><td></td><td></td><td></td><td></td></tr> <tr><td>1.8</td><td>74</td><td>03.93</td><td>05.01</td><td>- ABS</td><td></td><td></td><td></td><td></td><td></td></tr> <tr><td>1.8 D</td><td>43</td><td>03.93</td><td>04.97</td><td>- ABS/-verst.Fahrw./+ 5 türig ¹⁾</td><td></td><td></td><td></td><td></td><td></td></tr> <tr><td>1.8 D</td><td>43</td><td>05.97</td><td>05.01</td><td>- ABS</td><td></td><td></td><td></td><td></td><td></td></tr> <tr><td>1.9 D</td><td></td><td>05.93</td><td>04.97</td><td>- ABS/-verst.Fahrw./+ 5 türig ¹⁾</td><td></td><td></td><td></td><td></td><td></td></tr> <tr><td>1.9 D</td><td></td><td>05.97</td><td>05.01</td><td>- ABS</td><td></td><td></td><td></td><td></td><td></td></tr> <tr><td>1.9 TD</td><td>66</td><td>10.93</td><td>05.01</td><td>- ABS/-verst.Fahrw./+ 5 türig ¹⁾</td><td></td><td></td><td></td><td></td><td></td></tr> <tr><td>1.1</td><td>44</td><td>03.94</td><td>04.97</td><td>+ ABS</td><td>24.0222-8017.1</td><td>480071</td><td>für BENDIX-System ⁴⁾</td><td>229/230 x 50,5</td><td></td></tr> <tr><td>1.4</td><td>55</td><td>03.93</td><td>04.97</td><td>- ABS/+ verst.Fahrw./+ 3 türig ²⁾</td><td></td><td></td><td></td><td></td><td></td></tr> <tr><td>1.4</td><td>55</td><td>03.93</td><td>04.97</td><td>+ ABS/ - verstärktes Fahrwerk ³⁾</td><td></td><td></td><td></td><td></td><td></td></tr> <tr><td>1.4 Entreprise</td><td>55</td><td>05.97</td><td>05.01</td><td></td><td></td><td></td><td></td><td></td><td></td></tr> <tr><td>1.8 D</td><td>43</td><td>03.93</td><td>04.97</td><td>- ABS/+ verst.Fahrw./+ 3 türig ²⁾</td><td></td><td></td><td></td><td></td><td></td></tr> <tr><td>1.8 D</td><td>43</td><td>03.93</td><td>04.97</td><td>+ ABS/ - verstärktes Fahrwerk ³⁾</td><td></td><td></td><td></td><td></td><td></td></tr> <tr><td>1.8 D Entreprise</td><td>43</td><td>05.97</td><td>05.01</td><td></td><td></td><td></td><td></td><td></td><td></td></tr> <tr><td>1.9 D</td><td></td><td>05.93</td><td>04.97</td><td>- ABS/+ verst.Fahrw./+ 3 türig ²⁾</td><td></td><td></td><td></td><td></td><td></td></tr> <tr><td>1.9 D</td><td></td><td>05.93</td><td>04.97</td><td>+ ABS/ - verstärktes Fahrwerk ³⁾</td><td></td><td></td><td></td><td></td><td></td></tr> <tr><td>1.9 D Entreprise</td><td></td><td>05.97</td><td>05.01</td><td></td><td></td><td></td><td></td><td></td><td></td></tr> <tr><td>1.9 TD</td><td>66</td><td>10.93</td><td>05.01</td><td>- ABS/+ verst.Fahrw./+ 3 türig ²⁾</td><td></td><td></td><td></td><td></td><td></td></tr> <tr><td>1.9 TD</td><td>66</td><td>10.93</td><td>05.01</td><td>+ ABS/ - verstärktes Fahrwerk ³⁾</td><td></td><td></td><td></td><td></td><td></td></tr> <tr><td>1.1</td><td>44</td><td>03.94</td><td>08.95</td><td>+ ABS</td><td>24.0218-0016.1</td><td>480011</td><td>für LUCAS-System ⁵⁾</td><td>180/181 x 44,5 - Lager</td><td></td></tr> <tr><td>1.4</td><td>55</td><td>03.93</td><td>08.95</td><td>+ ABS</td><td>24.0218-0716.2</td><td>480203</td><td>für LUCAS-System ⁵⁾</td><td>180/181 x 44,5 + Lager</td><td></td></tr> <tr><td>1.6</td><td>65</td><td>03.93</td><td>08.95</td><td>+ ABS</td><td></td><td></td><td></td><td></td><td></td></tr> <tr><td>1.8</td><td>74</td><td>03.93</td><td>08.95</td><td>+ ABS</td><td></td><td></td><td></td><td></td><td></td></tr> <tr><td>1.8 D</td><td>43</td><td>03.93</td><td>08.95</td><td>+ ABS</td><td></td><td></td><td></td><td></td><td></td></tr> <tr><td>1.9 D</td><td></td><td>05.93</td><td>08.95</td><td>+ ABS</td><td></td><td></td><td></td><td></td><td></td></tr> <tr><td>1.9 TD</td><td>66</td><td>10.93</td><td>08.95</td><td>+ ABS</td><td></td><td></td><td></td><td></td><td></td></tr> <tr><td>1.1</td><td>44</td><td>09.95</td><td>04.97</td><td>+ ABS</td><td>24.0220-3014.1</td><td>480090</td><td></td><td>203/204,4 x 46,5</td><td></td></tr> <tr><td>1.4</td><td>55</td><td>09.95</td><td>05.01</td><td>+ ABS</td><td></td><td></td><td></td><td></td><td></td></tr> <tr><td>1.6</td><td>65</td><td>09.95</td><td>10.00</td><td>+ ABS</td><td></td><td></td><td></td><td></td><td></td></tr> <tr><td>1.6</td><td>72</td><td>10.00</td><td>05.01</td><td>+ ABS</td><td></td><td></td><td></td><td></td><td></td></tr> <tr><td>1.8</td><td>74</td><td>09.95</td><td>05.01</td><td>+ ABS</td><td></td><td></td><td></td><td></td><td></td></tr> <tr><td>1.8 D</td><td>43</td><td>09.95</td><td>05.01</td><td>+ ABS</td><td></td><td></td><td></td><td></td><td></td></tr> <tr><td>1.9 D</td><td></td><td>09.95</td><td>05.01</td><td>+ ABS</td><td></td><td></td><td></td><td></td><td></td></tr> <tr><td>1.9 TD</td><td>66</td><td>09.95</td><td>05.01</td><td></td><td></td><td></td><td></td><td></td><td></td></tr> </table>	1.1	44	03.94	04.97	- ABS	24.0218-0016.1	480011		180/181 x 44,5 - Lager		1.4	55	03.93	04.97	- ABS/-verst.Fahrw./+ 5 türig ¹⁾	24.0218-0716.2	480203		180/181 x 44,5 + Lager		1.4	55	05.97	05.01	- ABS						1.6	65	03.93	10.00	- ABS						1.6	72	10.00	05.01	- ABS						1.8	74	03.93	05.01	- ABS						1.8 D	43	03.93	04.97	- ABS/-verst.Fahrw./+ 5 türig ¹⁾						1.8 D	43	05.97	05.01	- ABS						1.9 D		05.93	04.97	- ABS/-verst.Fahrw./+ 5 türig ¹⁾						1.9 D		05.97	05.01	- ABS						1.9 TD	66	10.93	05.01	- ABS/-verst.Fahrw./+ 5 türig ¹⁾						1.1	44	03.94	04.97	+ ABS	24.0222-8017.1	480071	für BENDIX-System ⁴⁾	229/230 x 50,5		1.4	55	03.93	04.97	- ABS/+ verst.Fahrw./+ 3 türig ²⁾						1.4	55	03.93	04.97	+ ABS/ - verstärktes Fahrwerk ³⁾						1.4 Entreprise	55	05.97	05.01							1.8 D	43	03.93	04.97	- ABS/+ verst.Fahrw./+ 3 türig ²⁾						1.8 D	43	03.93	04.97	+ ABS/ - verstärktes Fahrwerk ³⁾						1.8 D Entreprise	43	05.97	05.01							1.9 D		05.93	04.97	- ABS/+ verst.Fahrw./+ 3 türig ²⁾						1.9 D		05.93	04.97	+ ABS/ - verstärktes Fahrwerk ³⁾						1.9 D Entreprise		05.97	05.01							1.9 TD	66	10.93	05.01	- ABS/+ verst.Fahrw./+ 3 türig ²⁾						1.9 TD	66	10.93	05.01	+ ABS/ - verstärktes Fahrwerk ³⁾						1.1	44	03.94	08.95	+ ABS	24.0218-0016.1	480011	für LUCAS-System ⁵⁾	180/181 x 44,5 - Lager		1.4	55	03.93	08.95	+ ABS	24.0218-0716.2	480203	für LUCAS-System ⁵⁾	180/181 x 44,5 + Lager		1.6	65	03.93	08.95	+ ABS						1.8	74	03.93	08.95	+ ABS						1.8 D	43	03.93	08.95	+ ABS						1.9 D		05.93	08.95	+ ABS						1.9 TD	66	10.93	08.95	+ ABS						1.1	44	09.95	04.97	+ ABS	24.0220-3014.1	480090		203/204,4 x 46,5		1.4	55	09.95	05.01	+ ABS						1.6	65	09.95	10.00	+ ABS						1.6	72	10.00	05.01	+ ABS						1.8	74	09.95	05.01	+ ABS						1.8 D	43	09.95	05.01	+ ABS						1.9 D		09.95	05.01	+ ABS						1.9 TD	66	09.95	05.01																																																																																																																																																																																																																																																																																																																																																																																																				
1.1	44	03.94	04.97	- ABS	24.0218-0016.1	480011		180/181 x 44,5 - Lager																																																																																																																																																																																																																																																																																																																																																																																																																																																																																																																																																																																																																																																																																																																																																																																			
1.4	55	03.93	04.97	- ABS/-verst.Fahrw./+ 5 türig ¹⁾	24.0218-0716.2	480203		180/181 x 44,5 + Lager																																																																																																																																																																																																																																																																																																																																																																																																																																																																																																																																																																																																																																																																																																																																																																																			
1.4	55	05.97	05.01	- ABS																																																																																																																																																																																																																																																																																																																																																																																																																																																																																																																																																																																																																																																																																																																																																																																							
1.6	65	03.93	10.00	- ABS																																																																																																																																																																																																																																																																																																																																																																																																																																																																																																																																																																																																																																																																																																																																																																																							
1.6	72	10.00	05.01	- ABS																																																																																																																																																																																																																																																																																																																																																																																																																																																																																																																																																																																																																																																																																																																																																																																							
1.8	74	03.93	05.01	- ABS																																																																																																																																																																																																																																																																																																																																																																																																																																																																																																																																																																																																																																																																																																																																																																																							
1.8 D	43	03.93	04.97	- ABS/-verst.Fahrw./+ 5 türig ¹⁾																																																																																																																																																																																																																																																																																																																																																																																																																																																																																																																																																																																																																																																																																																																																																																																							
1.8 D	43	05.97	05.01	- ABS																																																																																																																																																																																																																																																																																																																																																																																																																																																																																																																																																																																																																																																																																																																																																																																							
1.9 D		05.93	04.97	- ABS/-verst.Fahrw./+ 5 türig ¹⁾																																																																																																																																																																																																																																																																																																																																																																																																																																																																																																																																																																																																																																																																																																																																																																																							
1.9 D		05.97	05.01	- ABS																																																																																																																																																																																																																																																																																																																																																																																																																																																																																																																																																																																																																																																																																																																																																																																							
1.9 TD	66	10.93	05.01	- ABS/-verst.Fahrw./+ 5 türig ¹⁾																																																																																																																																																																																																																																																																																																																																																																																																																																																																																																																																																																																																																																																																																																																																																																																							
1.1	44	03.94	04.97	+ ABS	24.0222-8017.1	480071	für BENDIX-System ⁴⁾	229/230 x 50,5																																																																																																																																																																																																																																																																																																																																																																																																																																																																																																																																																																																																																																																																																																																																																																																			
1.4	55	03.93	04.97	- ABS/+ verst.Fahrw./+ 3 türig ²⁾																																																																																																																																																																																																																																																																																																																																																																																																																																																																																																																																																																																																																																																																																																																																																																																							
1.4	55	03.93	04.97	+ ABS/ - verstärktes Fahrwerk ³⁾																																																																																																																																																																																																																																																																																																																																																																																																																																																																																																																																																																																																																																																																																																																																																																																							
1.4 Entreprise	55	05.97	05.01																																																																																																																																																																																																																																																																																																																																																																																																																																																																																																																																																																																																																																																																																																																																																																																								
1.8 D	43	03.93	04.97	- ABS/+ verst.Fahrw./+ 3 türig ²⁾																																																																																																																																																																																																																																																																																																																																																																																																																																																																																																																																																																																																																																																																																																																																																																																							
1.8 D	43	03.93	04.97	+ ABS/ - verstärktes Fahrwerk ³⁾																																																																																																																																																																																																																																																																																																																																																																																																																																																																																																																																																																																																																																																																																																																																																																																							
1.8 D Entreprise	43	05.97	05.01																																																																																																																																																																																																																																																																																																																																																																																																																																																																																																																																																																																																																																																																																																																																																																																								
1.9 D		05.93	04.97	- ABS/+ verst.Fahrw./+ 3 türig ²⁾																																																																																																																																																																																																																																																																																																																																																																																																																																																																																																																																																																																																																																																																																																																																																																																							
1.9 D		05.93	04.97	+ ABS/ - verstärktes Fahrwerk ³⁾																																																																																																																																																																																																																																																																																																																																																																																																																																																																																																																																																																																																																																																																																																																																																																																							
1.9 D Entreprise		05.97	05.01																																																																																																																																																																																																																																																																																																																																																																																																																																																																																																																																																																																																																																																																																																																																																																																								
1.9 TD	66	10.93	05.01	- ABS/+ verst.Fahrw./+ 3 türig ²⁾																																																																																																																																																																																																																																																																																																																																																																																																																																																																																																																																																																																																																																																																																																																																																																																							
1.9 TD	66	10.93	05.01	+ ABS/ - verstärktes Fahrwerk ³⁾																																																																																																																																																																																																																																																																																																																																																																																																																																																																																																																																																																																																																																																																																																																																																																																							
1.1	44	03.94	08.95	+ ABS	24.0218-0016.1	480011	für LUCAS-System ⁵⁾	180/181 x 44,5 - Lager																																																																																																																																																																																																																																																																																																																																																																																																																																																																																																																																																																																																																																																																																																																																																																																			
1.4	55	03.93	08.95	+ ABS	24.0218-0716.2	480203	für LUCAS-System ⁵⁾	180/181 x 44,5 + Lager																																																																																																																																																																																																																																																																																																																																																																																																																																																																																																																																																																																																																																																																																																																																																																																			
1.6	65	03.93	08.95	+ ABS																																																																																																																																																																																																																																																																																																																																																																																																																																																																																																																																																																																																																																																																																																																																																																																							
1.8	74	03.93	08.95	+ ABS																																																																																																																																																																																																																																																																																																																																																																																																																																																																																																																																																																																																																																																																																																																																																																																							
1.8 D	43	03.93	08.95	+ ABS																																																																																																																																																																																																																																																																																																																																																																																																																																																																																																																																																																																																																																																																																																																																																																																							
1.9 D		05.93	08.95	+ ABS																																																																																																																																																																																																																																																																																																																																																																																																																																																																																																																																																																																																																																																																																																																																																																																							
1.9 TD	66	10.93	08.95	+ ABS																																																																																																																																																																																																																																																																																																																																																																																																																																																																																																																																																																																																																																																																																																																																																																																							
1.1	44	09.95	04.97	+ ABS	24.0220-3014.1	480090		203/204,4 x 46,5																																																																																																																																																																																																																																																																																																																																																																																																																																																																																																																																																																																																																																																																																																																																																																																			
1.4	55	09.95	05.01	+ ABS																																																																																																																																																																																																																																																																																																																																																																																																																																																																																																																																																																																																																																																																																																																																																																																							
1.6	65	09.95	10.00	+ ABS																																																																																																																																																																																																																																																																																																																																																																																																																																																																																																																																																																																																																																																																																																																																																																																							
1.6	72	10.00	05.01	+ ABS																																																																																																																																																																																																																																																																																																																																																																																																																																																																																																																																																																																																																																																																																																																																																																																							
1.8	74	09.95	05.01	+ ABS																																																																																																																																																																																																																																																																																																																																																																																																																																																																																																																																																																																																																																																																																																																																																																																							
1.8 D	43	09.95	05.01	+ ABS																																																																																																																																																																																																																																																																																																																																																																																																																																																																																																																																																																																																																																																																																																																																																																																							
1.9 D		09.95	05.01	+ ABS																																																																																																																																																																																																																																																																																																																																																																																																																																																																																																																																																																																																																																																																																																																																																																																							
1.9 TD	66	09.95	05.01																																																																																																																																																																																																																																																																																																																																																																																																																																																																																																																																																																																																																																																																																																																																																																																								

¹⁾ - ABS/- reinforced susp./+ 5 door / - ABS/- sospens.rinforzata/+ 5 porte / - ABS/- châssis renforcé/+ 5 portes / - ABS/- suspens.reforzada/+ 5 puertas
²⁾ - ABS/+ reinforced susp./+ 3 door / - ABS/+ sospens.rinforzata/ + 3 porte / - ABS/+ châssis renforcé/+ 3 portes / - ABS/+ suspensión reforzada/+ 3 puertas
³⁾ + ABS/ - reinforced suspension / + ABS/ - sospensione rinforzata / + ABS/ - châssis renforcé / + ABS/ - suspensión reforzada
⁴⁾ for BENDIX system / per sistema BENDIX / pour système BENDIX / para sistema BENDIX
⁵⁾ for LUCAS system / per sistema LUCAS / pour système LUCAS / para sistema LUCAS
















PEUGEOT 306 Limousine (3/5-türig) (93-01)											
	1.1	44		03.94	04.97	- ABS	03.0520-2620.3	692620		20,64/180x32 TopKit	BDX
	1.4	55		03.93	04.97	- ABS/-verst.Fahrw./+ 5 türig ¹⁾	03.0520-2520.3	692520		20,64/180x32 TopKit	LUC
	1.4	55		05.97	05.01	- ABS					
	1.6	65		03.93	10.00	- ABS					
	1.6	72		10.00	05.01	- ABS					
	1.8	74		03.93	05.01	- ABS					
	1.8 D	43		03.93	04.97	- ABS/-verst.Fahrw./+ 5 türig ¹⁾					
	1.8 D	43		05.97	05.01	- ABS					
	1.9 D			05.93	04.97	- ABS/-verst.Fahrw./+ 5 türig ¹⁾					
	1.9 D			05.97	05.01	- ABS					
1.9 TD	66		10.93	05.01	- ABS/-verst.Fahrw./+ 5 türig ¹⁾						
	1.1	44		03.94	04.97		03.0520-3220.3	693220	+ ABS	20,64/229x42 TopKit	BDX
	1.4	55		03.93	04.97	+ verstärktes Fahrw./+ 3 türig ²⁾					
	1.4	55		03.93	04.97	- verstärktes Fahrwerk ³⁾					
	1.4 Entreprise	55		05.97	05.01						
	1.8 D	43		03.93	04.97	+ verstärktes Fahrw./+ 3 türig ²⁾					
	1.8 D	43		03.93	04.97	- verstärktes Fahrwerk ³⁾					
	1.8 D Entreprise	43		05.97	05.01						
	1.9 D			05.93	04.97	+ verstärktes Fahrw./+ 3 türig ²⁾					
	1.9 D			05.93	04.97	- verstärktes Fahrwerk ³⁾					
	1.9 D Entreprise			05.97	05.01						
1.9 TD	66		10.93	05.01	+ verstärktes Fahrw./+ 3 türig ²⁾						
1.9 TD	66		10.93	05.01	- verstärktes Fahrwerk ³⁾						
	1.1	44	ORGA 08729	09.95		+ ABS	03.0520-5720.3	695720		20,64/203x39 TopKit	LUC
	1.4	55	ORGA 08729	09.95		+ ABS					
	1.6	65	ORGA 08729	09.95		+ ABS					
	1.8	74	ORGA 08729	09.95		+ ABS					
	1.8 D	43	ORGA 08729	09.95		+ ABS					
	1.9 D	43	ORGA 08729	09.95		+ ABS					
1.9 TD	66	ORGA 08729	09.95		+ ABS						
	1.4	55	ORGA 08730		05.01	+ ABS	03.0520-6420.3	696420		20,64/203x39 TopKit	LUC
	1.6	72	ORGA 08730		05.01	+ ABS					
	1.8	74	ORGA 08730		05.01	+ ABS					
	1.8 D	43	ORGA 08730		05.01	+ ABS					
	1.9 D	43	ORGA 08730		05.01	+ ABS					
	1.9 TD	66	ORGA 08730		05.01	+ ABS					




















PEUGEOT 306 Limousine (4-türig) (94-01)											
	1.4	55		10.94	04.97	- ABS	13.0460-3952.2	603952		20905 18,0 +/-WK	BDX
							13.0460-0403.2	610403		Einbausatz	BDX
	1.4	55		05.97	05.01	- ABS	13.0460-3975.2	603975		23597 18,0 +/-S	BOS
	1.4	55	ORGA 08575	10.94		+ ABS	13.0460-7058.2	607058		21430 17,3 +/-WK	ATE
	1.6	65	ORGA 08575	10.94		+ ABS	13.0460-7088.2	607088		21827 17,3 +	ATE
	1.6	65	ORGA 08576		10.00	- ABS					
	1.6	72		10.00	05.01	- ABS					
	1.8	74	ORGA 08575	04.94		- ABS					
	1.8	74	ORGA 08576		05.01	- ABS					
	1.9 D	47		10.94	05.01	- ABS					
1.9 D	50		10.94	05.01	- ABS						
1.9 D	51	ORGA 08575	09.98		- ABS						
1.9 D	51	ORGA 08576		05.01	- ABS						
1.9 D	55		03.98	05.01	- ABS						
1.9 TD	66		10.94	05.01	- ABS						
	1.4	55	ORGA 08576		05.01	+ ABS	13.0460-3978.2	603978		23332 18,0 +/-Zub/S	BOS
	1.6	65	ORGA 08576		10.00	+ ABS	13.0460-2829.2	602829		23124 19,0 +/-WK/S	LUC
	1.6	72		10.00	05.01	+ ABS					
	1.8	74	ORGA 08576		05.01	+ ABS					
	1.8 16V	81		03.97	05.01	+ ABS					
	1.9 D	51	ORGA 08576		05.01	+ ABS					
	2.0	89		05.97	05.01	- ABS					
	2.0 16V	97		03.97	05.01	- ABS					
	2.0 HDi	66		06.99	05.01	- ABS					
	2.0 S16	110		05.97	05.01	- ABS					
2.0 S16	112		05.97	05.01	- ABS						
	2.0	89		04.94	04.97	- ABS	13.0460-2869.2	602869		23169 19,4 /WK/S	LUC
	2.0 S16	110		04.94	04.97	- ABS					
	2.0 S16	112		07.94	04.97	- ABS					
	1.4	55		10.94	04.97	- ABS	24.0110-0187.1	410187		247 10,0 9,0 +S +B	
	1.4	55		05.97	05.01	- ABS	24.0113-0185.1	413185		248 13,0 11,0 +S +B	
	1.4	55	ORGA 08575	10.94		+ ABS	24.0120-0132.1	420132		247 20,4 18,5 V +S +B	
	1.6	65		10.94	05.00	- ABS	24.0320-0132.1	520132		247 20,4 18,5 V +S +B PD	
	1.6	65	ORGA 08576		10.00	- ABS					
	1.6	72		10.00	05.01	- ABS					
	1.8	74	ORGA 08575	04.94		- ABS					
	1.8	74	ORGA 08576		05.01	- ABS					
	1.9 D	47		10.94	05.01	- ABS					
	1.9 D	50		10.94	05.01	- ABS					
1.9 D	51	ORGA 08575	09.98		- ABS						
1.9 D	51	ORGA 08576		05.01	- ABS						
1.9 D	55		03.98	05.01	- ABS						
1.9 TD	66		10.94	05.01	- ABS						
	1.4	55		05.00	05.01	+ ABS	24.0120-0133.1	420133		266 20,5 18,5 V +S +B	
	1.6	65		05.00	10.00	+ ABS	24.0320-0133.1	520133		266 20,5 18,5 V +S +B PD	
	1.6	72		10.00	05.01	+ ABS					
	1.8	74		05.00	05.01	+ ABS					

¹⁾ - ABS/- reinforced susp./+ 5 door / - ABS/- sospens.rinforzata/+ 5 porte / - ABS/- châssis renforcé/+ 5 portes / - ABS/- suspens.reforzada/+ 5 puertas

²⁾ + reinforced suspension/+ 3 door / + sospensione rinforzata/+ 3 porte / + châssis renforcé/+ 3 portes / + suspensión reforzada/+ 3 puertas

³⁾ - reinforced suspension / - sospensione rinforzata / - châssis renforcé / - suspensión reforzada

									
PEUGEOT 306 Limousine (4-türig) (94-01)									
	1.8 16V	81		03.97	05.01		24.0120-0133.1	420133	266 20,5 18,5 V +S +B 266 20,5 18,5 V +S +B PD
	1.9 D	51		05.00	05.01	+ ABS	24.0320-0133.1	520133	
	2.0	89		04.94	05.01				
	2.0 16V	97		03.97	05.01				
	2.0 HDi	66		06.99	05.01				
	2.0 S16	110		05.97	05.01				
2.0 S16	112		05.97	05.01					
	2.0 S16	110		06.94	04.97		24.0122-0142.1	422142	283 22,0 20,0 V L +B
	2.0 S16	112		07.94	04.97				
	1.8 16V	81		03.97	05.01		13.0460-3823.2	603823	20974 11,0 BDX Einbausatz BDX
	2.0	89		04.94	05.01		13.0460-0435.2	610435	
	2.0 16V	97		03.97	05.01				
	2.0 HDi	66		06.99	05.01				
	2.0 S16	110		06.94	05.01				
	2.0 S16	112		07.94	05.01				
	1.8 16V	81		03.97	05.01		24.0108-0106.1	408106	247 8,0 6,0 +S +B
	2.0	89		04.94	05.01				
	2.0 16V	97		03.97	05.01				
	2.0 HDi	66		06.99	05.01				
	2.0 S16	110		06.94	05.01				
	2.0 S16	112		07.94	05.01				
	1.4	55		10.94	05.01	- ABS	03.0137-0261.2	650261	180 x 32 BDX 180 x 32 HEB LUC Einbausatz BDX Einbausatz LUC
	1.6	65		10.94	10.00	- ABS	03.0137-0197.2	650197	
	1.6	72		10.00	05.01	- ABS	03.0137-9086.2	669086	
	1.8	74		04.94	05.01	- ABS	03.0137-9175.2	669175	
	1.9 D	66		10.94	05.01	- ABS			
	1.9 TD	66		10.94	08.95	- ABS			
	1.4	55		10.94	05.01	+ ABS	03.0137-0370.2	650370	229 x 42 HEB BDX Einbausatz BDX
	1.6	65		10.94	10.00	+ ABS	03.0137-9228.2	669228	
	1.8	74		04.94	05.01	+ ABS			
	1.9 D	66		10.94	05.01	+ ABS			
	1.9 TD	66		10.94	05.01	+ ABS			
	1.4	55		10.94	08.95	+ ABS	03.0137-0197.2	650197	180 x 32 HEB LUC Einbausatz LUC
1.6	65		10.94	08.95	+ ABS	03.0137-9175.2	669175		
1.8	74		04.94	08.95	+ ABS				
1.9 D	66		10.94	08.95	+ ABS				
1.9 TD	66		10.94	08.95	+ ABS				
1.4	55		09.95	05.01	+ ABS	03.0137-0312.2	650312	203 x 38 HEB LUC Einbausatz LUC	
1.6	65		09.95	10.00	+ ABS	03.0137-9158.2	669158		
1.6	72		10.00	05.01	+ ABS				
1.8	74		09.95	05.01	+ ABS				
1.9 D	66		09.95	05.01	+ ABS				
1.9 TD	66		09.95	05.01	+ ABS				
	1.4	55		10.94	05.01	- ABS	24.0218-0016.1	480011	180/181 x 44,5 - Lager 180/181 x 44,5 + Lager
	1.6	65		10.94	10.00	- ABS	24.0218-0716.2	480203	
	1.6	72		10.00	05.01	- ABS			
	1.8	74		04.94	05.01	- ABS			
	1.9 D	66		10.94	05.01	- ABS			
	1.9 TD	66		10.94	08.95	- ABS			
	1.4	55		10.94	08.95	+ ABS	24.0222-8017.1	480071	229/230 x 50,5
	1.6	65		10.94	08.95	+ ABS			
	1.8	74		04.94	08.95	+ ABS			
	1.9 D	66		10.94	08.95	+ ABS			
	1.9 TD	66		10.94	08.95	+ ABS			
	1.4	55		10.94	08.95	+ ABS	24.0218-0016.1	480011	180/181 x 44,5 - Lager 180/181 x 44,5 + Lager
1.6	65		10.94	08.95	+ ABS	24.0218-0716.2	480203		
1.8	74		04.94	08.95	+ ABS				
1.9 D	66		10.94	08.95	+ ABS				
1.9 TD	66		10.94	08.95	+ ABS				
1.4	55		09.95	05.01	+ ABS	24.0220-3014.1	480090	203/204,4 x 46,5	
1.6	65		09.95	10.00	+ ABS				
1.6	72		10.00	05.01	+ ABS				
1.8	74		09.95	05.01	+ ABS				
1.9 D	66		09.95	05.01	+ ABS				
1.9 TD	66		09.95	05.01	+ ABS				
	1.4	55		10.94	05.01	- ABS	03.0520-2620.3	692620	20,64/180x32 TopKit BDX 20,64/180x32 TopKit LUC
	1.6	65		10.94	10.00	- ABS	03.0520-2520.3	692520	
	1.6	72		10.00	05.01	- ABS			
	1.8	74		04.94	05.01	- ABS			
	1.9 D	66		10.94	05.01	- ABS			
	1.9 TD	66		10.94	08.95	- ABS			
	1.4	55		10.94	05.01	+ ABS	03.0520-3220.3	693220	20,64/229x42 TopKit BDX
	1.6	65		10.94	10.00	+ ABS			
	1.8	74		04.94	05.01	+ ABS			
	1.9 D	66		10.94	05.01	+ ABS			
	1.9 TD	66		10.94	05.01	+ ABS			
	1.4	55		09.95	05.01	+ ABS	03.0520-5720.3	695720	20,64/203x39 TopKit LUC
1.6	65	ORGA 08729	09.95	05.01	+ ABS				
1.8	74	ORGA 08729	09.95	05.01	+ ABS				
1.9 D	66	ORGA 08729	09.95	05.01	+ ABS				
1.9 TD	66	ORGA 08729	09.95	05.01	+ ABS				
1.4	55	ORGA 08730		05.01	+ ABS	03.0520-6420.3	696420	20,64/203x39 TopKit LUC	
1.6	65	ORGA 08730		10.00	+ ABS				
1.6	72	ORGA 08730		05.01	+ ABS				
1.8	74	ORGA 08730		05.01	+ ABS				

PEUGEOT 306 Limousine (4-türig) (94-01)											
	1.9 D 1.9 TD	66 66	ORGA 08730 ORGA 08730		05.01 05.01	+ ABS		03.0520-6420.3	696420		20,64/203x39 TopKit LUC
PEUGEOT 306 Cabriolet (94-03)											
	1.6 1.6 1.8 1.8 1.8 16V 1.8 16V	65 65 74 74 81 81	ORGA 08575 ORGA 08575 ORGA 08575	04.96 05.00 03.94 05.00 07.00	10.00 10.00	- ABS - ABS		13.0460-7058.2 13.0460-7088.2	607058 607088		21430 17,3 +/WK 21827 17,3 + ATE
	1.6 1.6 1.8 1.8 16V 2.0 2.0 16V	65 72 74 81 89 97	ORGA 08576 ORGA 08576	10.00 07.03 10.00 07.00 03.94 03.97	10.00 07.03 10.00 04.02	+ ABS + ABS		13.0460-3978.2 13.0460-2829.2	603978 602829		23332 18,0 +/Zub/S 23124 19,0 +/WK/S BOS LUC
	1.6 1.6 1.8 1.8	65 65 74 74	ORGA 08575 ORGA 08575	04.96 03.94	10.00 10.00	- ABS - ABS		24.0120-0132.1 24.0320-0132.1	420132 520132		247 20,4 18,5 V +S +B 247 20,4 18,5 V +S +B PD
	1.6 1.6 1.8 1.8 16V 2.0 2.0 16V	65 72 74 81 89 97	ORGA 08576 ORGA 08576	10.00 07.03 10.00 07.00 03.94 03.97	10.00 07.03 10.00 07.03	+ ABS + ABS		24.0120-0133.1 24.0320-0133.1	420133 520133		266 20,5 18,5 V +S +B 266 20,5 18,5 V +S +B PD
	1.8 16V 2.0 2.0 16V	81 89 97		07.00 03.94 03.97	07.03 04.97 10.00			13.0460-3823.2 13.0460-0435.2	603823 610435		20974 11,0 Einbausatz BDX BDX
	1.8 16V 2.0 2.0 16V	81 89 97		07.00 03.94 03.97	07.03 04.97 10.00			24.0108-0106.1	408106		247 8,0 6,0 +S +B
	1.6 1.6 1.8	65 72 74		04.96 10.00 03.94	10.00 07.03 10.00	- ABS - ABS		03.0137-0261.2 03.0137-0197.2 03.0137-9086.2 03.0137-9175.2	650261 650197 669086 669175		180 x 32 180 x 32 HEB Einbausatz BDX Einbausatz LUC
	1.6 1.8	65 74		04.96 03.94	05.00 10.00	+ ABS + ABS		03.0137-0370.2 03.0137-9228.2	650370 669228		229 x 42 HEB Einbausatz BDX BDX
	1.8	74		03.94	08.95	+ ABS		03.0137-0197.2 03.0137-9175.2	650197 669175		180 x 32 HEB Einbausatz LUC LUC
	1.6 1.6 1.8	65 72 74		04.96 10.00 09.95	10.00 07.03 10.00	+ ABS + ABS		03.0137-0312.2 03.0137-9158.2	650312 669158		203 x 38 HEB Einbausatz LUC LUC
	1.6 1.6 1.8 1.8	65 72 74 74		04.96 10.00 03.94 03.94	10.00 07.03 10.00 08.95	- ABS - ABS		24.0218-0016.1 24.0218-0716.2	480011 480203		180/181 x 44,5 - Lager 180/181 x 44,5 + Lager
	1.6 1.6 1.8 1.8 16V	65 72 74 81		04.96 10.00 03.94 07.00	10.00 07.03 10.00 04.02	+ ABS + ABS		24.0220-3014.1	480090		203/204,4 x 46,5
	1.6 1.6 1.8 1.8 16V	65 72 74 81		04.96 10.00 03.94 07.00	10.00 07.03 10.00 04.02	- ABS - ABS		03.0520-2620.3 03.0520-2520.3	692620 692520		20,64/180x32 TopKit BDX 20,64/180x32 TopKit LUC
	1.6 1.8 1.8 16V	65 74 81	ORGA 08729 ORGA 08729 ORGA 08729	04.96 09.95 07.00		+ ABS + ABS + ABS		03.0520-5720.3	695720		20,64/203x39 TopKit LUC
	1.6 1.6 1.8 1.8 16V	65 72 74 81	ORGA 08730 ORGA 08730	10.00 07.03 10.00 04.02		+ ABS + ABS		03.0520-6420.3	696420		20,64/203x39 TopKit LUC
PEUGEOT 306 Kombi (97-02)											
	1.4 1.6 1.6 1.8 D 1.9 D	55 65 72 51		03.97 03.97 10.00 03.97 03.97	03.02 10.00 03.02	- ABS - ABS		13.0460-7088.2	607088		21827 17,3 + ATE
	1.4 1.6 1.6 1.8 1.8 16V 1.8 D 1.9 D 1.9 TD 2.0 16V 2.0 HdI	55 65 72 74 81 51 66 97 66		03.97 03.97 10.00 03.97 03.97 03.97 03.97 06.99	03.02 10.00 03.02 03.02 03.02 03.02 03.02 03.02	+ ABS + ABS + ABS		13.0460-3978.2 13.0460-2829.2	603978 602829		23332 18,0 +/Zub/S 23124 19,0 +/WK/S BOS LUC
	1.4 1.6 1.6 1.8 D 1.9 D	55 65 72 51		03.97 03.97 10.00 03.97 03.97	03.02 10.00 03.02	- ABS - ABS		24.0120-0132.1 24.0320-0132.1	420132 520132		247 20,4 18,5 V +S +B 247 20,4 18,5 V +S +B PD



PEUGEOT 306 Kombi (97-02)

	1.4	55		03.97	03.02	+ ABS	24.0120-0133.1	420133		266 20,5 18,5 V +S +B
	1.6	65		03.97	10.00	+ ABS	24.0320-0133.1	520133		266 20,5 18,5 V +S +B PD
	1.6	72		10.00	03.02	+ ABS				
	1.8	74		03.97	03.02					
	1.8 16V	81		03.97	03.02					
	1.8 D			03.97	03.02	+ ABS				
	1.9 D	51		03.97	03.02	+ ABS				
	1.9 TD	66		03.97	03.02					
	2.0 16V	97		03.97	03.02					
	2.0 HDi	66		06.99	03.02					
	1.8 16V	81		03.97	03.02		13.0460-3823.2	603823		20974 11,0 BDX
	2.0 16V	97		03.97	03.02		13.0460-0435.2	610435		Einbausatz BDX
	2.0 HDi	66		06.99	03.02					
	1.8 16V	81		03.97	03.02		24.0108-0106.1	408106		247 8,0 6,0 +S +B
	2.0 16V	97		03.97	03.02					
	2.0 HDi	66		06.99	03.02					
	1.4	55		03.97	03.02		03.0137-0370.2	650370		229 x 42 HEB BDX
	1.6	65		03.97	10.00		03.0137-9228.2	669228		Einbausatz BDX
	1.6	72		10.00	03.02					
	1.8	74		03.97	03.02					
	1.8 D			03.97	03.02					
	1.9 D	51		03.97	03.02					
	1.9 TD	66		03.97	03.02					
	1.4	55		03.97	03.02		24.0222-8017.1	480071		229/230 x 50,5
	1.6	65		03.97	10.00					
	1.6	72		10.00	03.02					
	1.8	74		03.97	03.02					
	1.8 D			03.97	03.02					
	1.9 D	51		03.97	03.02					
	1.9 TD	66		03.97	03.02					
	1.4	55		03.97	03.02	- ABS	03.0520-6720.3	696720		20,64/229x42 TopKit BDX
	1.6	65		03.97	10.00	- ABS				
	1.6	72		10.00	03.02	- ABS				
	1.8 D			03.97	03.02	- ABS				
	1.9 D	51		03.97	03.02	- ABS				
	1.4	55		03.97	03.02	+ ABS	03.0520-5822.3	695822		22,20/229x42 TopKit BDX
	1.6	65		03.97	10.00	+ ABS				
	1.6	72		10.00	03.02	+ ABS				
	1.8	74		03.97	03.02					
	1.8 D			03.97	03.02	+ ABS				
	1.9 D	51		03.97	03.02	+ ABS				
	1.9 TD	66		03.97	03.02					

PEUGEOT 307 Limousine (00-07)

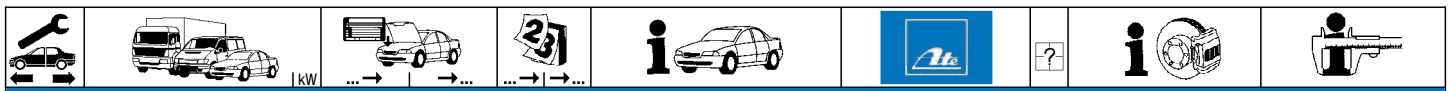
	1.4	55		08.00	07.07		13.0460-3994.2	603994		23599 19,0 /Zub/S BOS
	1.4 16V	65		11.03	07.07	- ESP	13.0470-3994.2	LD3994		23599 19,0 /Zub/S BOS
	1.4 16V	65	ORGA 10551		07.07	+ ESP				
	1.4 HDi	50		10.01	07.07					
	1.6 16V	80		08.00	07.07	- ESP/ + Schaltgetriebe ¹⁾				
	1.6 16V	80	ORGA 10551		07.07	+ ESP/ + Schaltgetriebe ²⁾				
	1.6 HDi 90	66		04.05	07.07	- ESP				
	1.6 HDi 90	66	ORGA 10551		07.07	+ ESP				
	2.0 HDi 90	66		08.00	07.07					
	1.4 16V	65	ORGA 10550	11.03		+ ESP	13.0460-3966.2	603966		23600 19,4 /Zub/S BOS
	1.6 16V	80	ORGA 10550	08.00		+ ESP/ + Schaltgetriebe ²⁾	13.0470-3966.2	LD3966		23600 19,4 /Zub/S BOS
	1.6 16V	80		08.00	07.07	+ Automatikgetriebe ³⁾	13.0460-0454.2	610454		Einbausatz BOS
	1.6 HDi 110	80		02.04	07.07					
	1.6 HDi 90	66	ORGA 10550	04.05		+ ESP				
	2.0 16V	100		08.00	07.07					
	2.0 16V	103		03.05	07.07					
	2.0 HDi 110	79		08.00	07.07					
	2.0 16V	130		06.05	07.07		13.0460-7202.2	607202		23589 19,1 + ATE
	2.0 HDi 135	100		10.03	07.07		13.0470-7202.2	LD7202		23589 19,1 + ATE
	1.4	55		08.00	07.07		24.0122-0194.1	422194		266 22,0 20,0 V +S +B
	1.4 16V	65		11.03	07.07	- ESP				
	1.4 16V	65	ORGA 10551		07.07	+ ESP				
	1.4 HDi	50		10.01	07.07					
	1.6 16V	80		08.00	07.07	- ESP/ + Schaltgetriebe ¹⁾				
	1.6 16V	80	ORGA 10551		07.07	+ ESP/ + Schaltgetriebe ²⁾				
	1.6 HDi 90	66		04.05	07.07	- ESP				
	1.6 HDi 90	66	ORGA 10551		07.07	+ ESP				
	2.0 HDi 90	66		08.00	07.07					
	1.4 16V	65	ORGA 10550	11.03		+ ESP	24.0126-0120.1	426120		283 26,0 24,0 V +S +B
	1.6 16V	80		08.00	07.07	+ ESP/ + Schaltgetriebe ²⁾	24.0326-0120.1	526120		283 26,0 24,0 V +S +B PD
	1.6 16V	80		08.00	07.07	+ Automatikgetriebe ³⁾				
	1.6 HDi 110	80		02.04	07.07					
	1.6 HDi 90	66	ORGA 10550	04.05		+ ESP				
	2.0 16V	100		08.00	07.07					
	2.0 16V	103		03.05	07.07					
	2.0 HDi 110	79		08.00	07.07					
	2.0 16V	130		06.05	07.07		24.0126-0140.1	426140		302 26,0 24,0 V +S +B
	2.0 HDi 135	100		10.03	07.07					

¹⁾ - ESP/ + manual transm. / - ESP/+ scatola cambio velocità / - ESP/ + transmission mécanique / - ESP/ + cambio de velocidad

²⁾ + ESP/ + manual transm. / + ESP/+ scatola cambio velocità / + ESP/ + transmission mécanique / + ESP/ + cambio de velocidad

³⁾ + autom.transmission / + scatola cambio automatico / + transmission automatique / + cambio automático





PEUGEOT 307 Limousine (00-07)

















	1.4	55	ORGA 09862	08.00		24.0710-2015.1	360222	2		Radsensor L=675
	1.4 HDi	50	ORGA 09862	10.01						
	1.6 16V	80	ORGA 09862	08.00						
	2.0 16V	100	ORGA 09862	08.00						
	2.0 HDi 110	79	ORGA 09862	08.00						
	2.0 HDi 135	100	ORGA 09862	10.03						
	2.0 HDi 90	66	ORGA 09862	08.00						
	1.4	55	ORGA 09863	07.07	- ESP	24.0710-2017.1	360224	2	+ ABS (Bosch) 8.0	Radsensor L=675
	1.4	55		08.00	07.07 + ESP					
	1.4 16V	65	ORGA 09863	07.07	- ESP					
	1.4 16V	65		11.03	07.07 + ESP					
	1.4 HDi	50	ORGA 09863	07.07	- ESP					
	1.4 HDi	50		10.01	07.07 + ESP					
	1.6 16V	80	ORGA 09863	07.07	- ESP					
	1.6 16V	80		08.00	07.07 + ESP					
	1.6 HDi 110	80		02.04	07.07 + ESP					
	1.6 HDi 90	66		04.05	07.07					
	2.0 16V	100	ORGA 09863	07.07	- ESP					
	2.0 16V	100		08.00	07.07 + ESP					
	2.0 16V	103		03.05	07.07					
2.0 16V	130		06.05	07.07						
2.0 HDi 110	79	ORGA 09863	07.07	- ESP						
2.0 HDi 110	79		08.00	07.07 + ESP						
2.0 HDi 135	100	ORGA 09863	07.07	- ESP						
2.0 HDi 135	100		10.03	07.07 + ESP						
2.0 HDi 90	66	ORGA 09863	07.07	- ESP						
2.0 HDi 90	66		08.00	07.07 + ESP						
	1.4	55		08.00	07.07	13.0460-2823.2	602823			23554 17,2 /S
	1.4 16V	65		11.03	07.07	13.0470-2823.2	LD2823			23554 17,2 /S
	1.4 HDi	50		10.01	07.07	13.0460-0072.2	610072			Einbausatz
	1.6 16V	80		08.00	07.07					
	1.6 HDi 110	80		02.04	07.07					
	1.6 HDi 90	66		04.05	07.07					
	2.0 16V	100		08.00	07.07					
	2.0 16V	103		03.05	07.07					
	2.0 16V	130		06.05	07.07					
	2.0 HDi 110	79		08.00	07.07					
	2.0 HDi 135	100		10.03	07.07					
	2.0 HDi 90	66		08.00	07.07					
	1.4	55	ORGA 10656	08.00		13.0460-3813.2	603813			24150 17,6 /S
	1.4 16V	65	ORGA 10656	11.03		13.0470-3813.2	LD3813			24150 17,6 /S
	1.4 HDi	50	ORGA 10656	10.01						
	1.6 16V	80	ORGA 10656	08.00						
	1.6 HDi 110	80	ORGA 10656	02.04						
	1.6 HDi 90	66	ORGA 10656	04.05						
	2.0 16V	100	ORGA 10656	08.00						
	2.0 16V	103	ORGA 10656	03.05						
2.0 16V	130	ORGA 10656	06.05							
2.0 HDi 110	79	ORGA 10656	08.00							
2.0 HDi 135	100	ORGA 10656	10.03							
2.0 HDi 90	66	ORGA 10656	08.00							
	1.4	55		08.00	07.07	24.0109-0150.2	409150		+ Achszapfen D=25mm ¹⁾	249 9,0 8,0
	1.4 16V	65		11.03	07.07	24.0109-0100.2	409100		+ Achszapfen D=30mm ²⁾	249 9,0 7,0
	1.4 HDi	50		10.01	07.07					
	1.6 16V	80		08.00	07.07					
	1.6 HDi 110	80		02.04	07.07					
	1.6 HDi 90	66		04.05	07.07					
	2.0 16V	100		08.00	07.07					
	2.0 16V	103		03.05	07.07					
	2.0 HDi 110	79		08.00	07.07					
	2.0 HDi 135	100		10.03	07.07					
	2.0 HDi 90	66		08.00	07.07					
	1.4	55		08.00	07.07	24.0109-0137.1	409137			247 9,0 8,0 +S +B
	1.4 16V	65		11.03	07.07					
	1.4 HDi	50		10.01	07.07					
	1.6 16V	80		08.00	07.07					
	1.6 HDi 110	80		02.04	07.07					
	1.6 HDi 90	66		04.05	07.07					
	2.0 16V	100		08.00	07.07					
	2.0 16V	103		03.05	07.07					
	2.0 16V	130		06.05	07.07					
2.0 HDi 110	79		08.00	07.07						
2.0 HDi 135	100		10.03	07.07						
2.0 HDi 90	66		08.00	07.07						

PEUGEOT 307 Break (02-08)

	1.4	55	ORGA 10550	04.02	+ ESP	13.0460-3966.2	603966			23600 19,4 /Zub/S
	1.4 16V	65	ORGA 10550	11.03	+ ESP	13.0470-3966.2	LD3966			23600 19,4 /Zub/S
	1.6 16V	80		03.02	04.08	13.0460-0454.2	610454			Einbausatz
	1.6 BioFlex	80		09.07	04.08					
	1.6 HDi 110	80		02.04	04.08					
	1.6 HDi 90	66		04.05	04.08					
	2.0 16V	100		03.02	04.08					
	2.0 16V	103	ORGA 12053	03.05						
	2.0 HDi 110	79	ORGA 12053	03.02						
	2.0 HDi 90	66		03.02	04.08					

¹⁾ + axle stub D=25mm / + fusello D=25mm / + bout d'essieu D=25mm / + muñón del eje D=25mm

²⁾ + axle stub D=30mm / + fusello D=30mm / + bout d'essieu D=30mm / + muñón del eje D=30mm

								
PEUGEOT 307 Break (02-08)								
	1.4 1.4 1.4 16V 1.4 16V 1.4 HDi 2.0 16V 2.0 HDi 135	55 55 ORGA 10551 65 65 ORGA 10551 50 130 100		04.02 09.03 - ESP 04.08 + ESP 11.03 04.08 - ESP 04.08 + ESP 03.02 04.08 06.05 04.08 02.04 04.08		13.0460-3994.2 603994 13.0470-3994.2 LD3994		23599 19,0 /Zub/S BOS 23599 19,0 /Zub/S BOS
	1.4 1.4 1.4 16V 1.4 16V 1.4 HDi 1.4 1.4 16V 1.6 16V 1.6 BioFlex 1.6 HDi 110 1.6 HDi 90 2.0 16V 2.0 16V 2.0 HDi 110 2.0 HDi 90 2.0 16V 2.0 HDi 135	55 55 ORGA 10551 65 65 ORGA 10551 50 55 65 80 80 80 66 100 103 79 66 130 100	ORGA 10550 ORGA 10550	04.02 09.03 - ESP 04.08 + ESP 11.03 04.08 - ESP 04.08 + ESP 03.02 04.08 04.02 + ESP 11.03 + ESP 03.02 04.08 09.07 04.08 02.04 04.08 04.05 04.08 03.02 04.08 03.05 04.08 03.02 04.08 03.02 04.08 06.05 04.08 02.04 04.08		24.0122-0194.1 422194 24.0126-0120.1 426120 24.0326-0120.1 526120 24.0126-0140.1 426140		266 22,0 20,0 V +S +B 283 26,0 24,0 V +S +B 283 26,0 24,0 V +S +B PD 302 26,0 24,0 V +S +B
	1.4 1.4 16V 1.4 HDi 1.4 HDi 1.6 16V 1.6 BioFlex 2.0 16V 2.0 HDi 110 2.0 HDi 90	55 65 50 80 80 80 100 79 66	ORGA 09862 ORGA 09862 ORGA 09862 ORGA 09862 ORGA 09862 ORGA 09862 ORGA 09862 ORGA 09862 ORGA 09862	04.02 11.03 03.02 03.02 09.07 04.08 03.02 03.02 03.02		24.0710-2015.1 360222	2 	Radsensor L=675
	1.4 1.4 1.4 16V 1.4 16V 1.4 HDi 1.4 HDi 1.6 16V 1.6 16V 1.6 BioFlex 1.6 BioFlex 1.6 HDi 110 1.6 HDi 90 2.0 16V 2.0 16V 2.0 16V 2.0 HDi 110 2.0 HDi 110 2.0 HDi 110 2.0 HDi 135 2.0 HDi 90 2.0 HDi 90	55 ORGA 09863 55 65 ORGA 09863 65 50 ORGA 09863 50 80 ORGA 09863 80 80 ORGA 09863 80 80 66 100 ORGA 09863 100 103 130 79 ORGA 09863 79 100 66 ORGA 09863 66		04.02 09.03 - ESP 04.08 + ESP 11.03 04.08 - ESP 04.08 + ESP 03.02 04.08 - ESP 04.08 + ESP 03.02 04.08 + ESP 09.07 04.08 + ESP 02.04 04.08 04.05 04.08 03.02 04.08 - ESP 03.05 04.08 + ESP 06.05 04.08 - ESP 04.08 + ESP 02.04 04.08 03.02 04.08 - ESP 04.08 + ESP		24.0710-2017.1 360224	2  + ABS (Bosch) 8.0	Radsensor L=675
	1.4 1.4 16V 1.4 HDi 1.6 16V 1.6 HDi 110 1.6 HDi 90 2.0 16V 2.0 16V 2.0 16V 2.0 HDi 110 2.0 HDi 135 2.0 HDi 90	55 65 50 80 80 66 100 103 130 79 100 66	ORGA 12056 ORGA 12056 ORGA 12056 ORGA 12056 ORGA 12056 ORGA 12056 ORGA 12056 ORGA 12056 ORGA 12056 ORGA 12056 ORGA 12056 ORGA 12056	04.02 11.03 03.02 03.02 02.04 04.05 03.02 03.05 06.05 03.02 02.04 03.02		13.0460-2823.2 602823 13.0470-2823.2 LD2823 13.0460-0072.2 610072		23554 17,2 /S LUC 23554 17,2 /S LUC Einbausatz LUC
	1.4 1.4 16V 1.4 HDi 1.6 16V 1.6 HDi 110 1.6 HDi 90 2.0 16V 2.0 16V 2.0 HDi 110 2.0 HDi 135 2.0 HDi 90	55 65 50 80 80 66 100 103 130 79 100 66	ORGA 10656 ORGA 10656 ORGA 10656 ORGA 10656 ORGA 10656 ORGA 10656 ORGA 10656 ORGA 10656 ORGA 10656 ORGA 10656 ORGA 10656	04.02 11.03 03.02 03.02 02.04 04.05 03.02 03.05 06.05 03.02 02.04 03.02		13.0460-3813.2 603813 13.0470-3813.2 LD3813		24150 17,6 /S BOS 24150 17,6 /S BOS
	1.4 1.4 16V 1.4 HDi 1.6 16V 1.6 HDi 110 1.6 HDi 90 2.0 16V 2.0 16V 2.0 HDi 110	55 65 50 80 80 66 100 103 79		04.02 04.08 03.02 04.08 03.02 04.08 02.04 04.08 04.05 04.08 03.02 04.08 03.05 04.08 03.02 04.08		24.0109-0150.2 409150 24.0109-0100.2 409100	+ Achszapfen D=25mm ¹⁾ + Achszapfen D=30mm ²⁾	249 9,0 8,0 249 9,0 7,0

¹⁾ + axle stub D=25mm / + fusello D=25mm / + bout d'essieu D=25mm / + muñón del eje D=25mm

²⁾ + axle stub D=30mm / + fusello D=30mm / + bout d'essieu D=30mm / + muñón del eje D=30mm











PEUGEOT 307 Break (02-08)										
	2.0 HDi 135	100		02.04	04.08	24.0109-0150.2	409150		+ Achszapfen D=25mm ¹⁾	249 9,0 8,0
	2.0 HDi 90	66		03.02	04.08	24.0109-0100.2	409100		+ Achszapfen D=30mm ²⁾	249 9,0 7,0
	1.4	55		04.02	04.08	24.0109-0137.1	409137			247 9,0 8,0 +S +B
	1.4 16V	65		03.02	04.08					
	1.4 HDi	50		03.02	04.08					
	1.6 16V	80		03.02	04.08					
	1.6 HDi 110	80		02.04	04.08					
	1.6 HDi 90	66		04.05	04.08					
	2.0 16V	100		03.02	04.08					
	2.0 16V	103		03.05	04.08					
	2.0 16V	130		06.05	04.08					
	2.0 HDi 110	79		03.02	04.08					
2.0 HDi 135	100		02.04	04.08						
2.0 HDi 90	66		03.02	04.08						

PEUGEOT 307 CC (03-09)										
	CC 110	80		03.05	02.09	13.0460-3966.2	603966			23600 19,4 /Zub/S BOS
	CC 135	100		10.03	02.09	13.0470-3966.2	LD3966			23600 19,4 /Zub/S BOS
	CC 140	103	ORGA 12053	03.05		13.0460-0454.2	610454			Einbausatz BOS
	CC 180	130		10.03	02.09	13.0460-7202.2	607202			23589 19,1 + ATE
	CC HDi 135	100		06.05	02.09	13.0470-7202.2	LD7202			23589 19,1 + ATE
	CC 110	80		03.05	02.09	24.0126-0120.1	426120			283 26,0 24,0 V +S +B
	CC 135	100		10.03	02.09	24.0326-0120.1	526120			283 26,0 24,0 V +S +B PD
	CC 140	103		03.05	02.09					
	CC 180	130		10.03	02.09	24.0126-0140.1	426140			302 26,0 24,0 V +S +B
	CC HDi 135	100		06.05	02.09					
	CC 135	100	ORGA 09862	10.03		24.0710-2015.1	360222	2		Radsensor L=675
	CC 180	130	ORGA 09862	10.03						
	CC 110	80		03.05	02.09	24.0710-2017.1	360224	2		Radsensor L=675
	CC 135	100	ORGA 09863	02.09						
	CC 135	100		10.03	02.09					
	CC 140	103		03.05	02.09					
	CC 180	130	ORGA 09863	02.09						
	CC 180	130		10.03	02.09					
	CC HDi 135	100		06.05	02.09					
	CC 110	80	ORGA 12056	03.05		13.0460-2823.2	602823			23554 17,2 /S LUC
	CC 135	100	ORGA 12056	10.03		13.0470-2823.2	LD2823			23554 17,2 /S LUC
	CC 140	103	ORGA 12056	03.05		13.0460-0072.2	610072			Einbausatz LUC
	CC 180	130	ORGA 12056	10.03						
	CC HDi 135	100	ORGA 12056	06.05						
	CC 110	80	ORGA 10656	03.05		13.0460-3813.2	603813			24150 17,6 /S BOS
	CC 135	100	ORGA 10656	10.03		13.0470-3813.2	LD3813			24150 17,6 /S BOS
	CC 140	103	ORGA 10656	03.05						
	CC 180	130	ORGA 10656	10.03						
	CC HDi 135	100	ORGA 10656	06.05						
	CC 110	80		03.05	02.09	24.0109-0137.1	409137			247 9,0 8,0 +S +B
	CC 135	100		10.03	02.09					
	CC 140	103		03.05	02.09					
	CC 180	130		10.03	02.09					
	CC HDi 135	100		06.05	02.09					
	CC 110	80		03.05	02.09	24.0109-0150.2	409150		+ Achszapfen D=25mm ¹⁾	249 9,0 8,0
	CC 135	100		10.03	02.09	24.0109-0100.2	409100		+ Achszapfen D=30mm ²⁾	249 9,0 7,0
	CC 140	103		03.05	02.09					
	CC HDi 135	100		06.05	02.09					

PEUGEOT 307 SW (02-08)										
	1.4	55		04.02	04.08	13.0460-3994.2	603994			23599 19,0 /Zub/S BOS
	1.4	55	ORGA 10551		04.08	13.0470-3994.2	LD3994			23599 19,0 /Zub/S BOS
	1.4 16V	65		11.03	04.08					
	1.4 16V	65	ORGA 10551		04.08					
	1.4 HDi	50		03.02	01.05					
	1.4	55	ORGA 10550	04.02		13.0460-3966.2	603966			23600 19,4 /Zub/S BOS
	1.4 16V	65	ORGA 10550	11.03		13.0470-3966.2	LD3966			23600 19,4 /Zub/S BOS
	1.6 16V	80		03.02	04.08	13.0460-0454.2	610454			Einbausatz BOS
	1.6 BioFlex	80		09.07	04.08					
	1.6 D	66		12.06	04.08					
	1.6 HDi 110	80		02.04	04.08					
	2.0 16V	100		03.02	04.08					
	2.0 16V	103	ORGA 12053	03.05						
	2.0 HDi 110	79	ORGA 12053	03.02						
	2.0 HDi 90	66		03.02	04.08					
2.0 HDi 135	100		02.04	04.08	13.0460-7202.2	607202			23589 19,1 + ATE	
	1.4	55		04.02	04.08	24.0122-0194.1	422194			266 22,0 20,0 V +S +B
	1.4	55	ORGA 10551		04.08					
	1.4 16V	65		11.03	04.08					
	1.4 16V	65	ORGA 10551		04.08					
	1.4 HDi	50		03.02	01.05					
	1.4	55	ORGA 10550	04.02		24.0126-0120.1	426120			283 26,0 24,0 V +S +B
	1.4 16V	65	ORGA 10550	11.03		24.0326-0120.1	526120			283 26,0 24,0 V +S +B PD
	1.6 16V	80		03.02	04.08					
	1.6 BioFlex	80		09.07	04.08					
	1.6 D	66		12.06	04.08					
1.6 HDi 110	80		02.04	04.08						
2.0 16V	100		03.02	04.08						

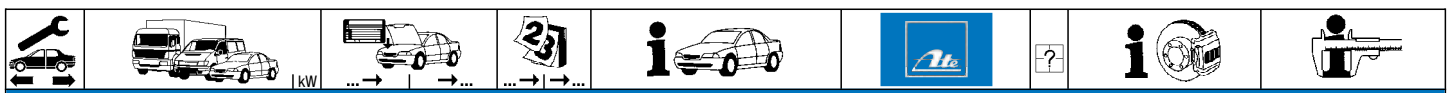
1) + axle stub D=25mm / + fusello D=25mm / + bout d'essieu D=25mm / + muñón del eje D=25mm

2) + axle stub D=30mm / + fusello D=30mm / + bout d'essieu D=30mm / + muñón del eje D=30mm

PEUGEOT 307 SW (02-08)									
	2.0 16V	103		03.05	04.08	24.0126-0120.1	426120		283 26,0 24,0 V +S +B
	2.0 HDi 110	79		03.02	04.08	24.0326-0120.1	526120		283 26,0 24,0 V +S +B PD
	2.0 HDi 90	66		03.02	04.08				
	2.0 HDi 135	100		02.04	04.08	24.0126-0140.1	426140		302 26,0 24,0 V +S +B
	1.4	55	ORGA 09862	04.02		24.0710-2015.1	360222	2 	Radsensor L=675
	1.4 16V	65	ORGA 09862	11.03					
	1.4 HDi	50	ORGA 09862	03.02					
	1.6 16V	80	ORGA 09862	03.02					
	1.6 BioFlex	80	ORGA 09862	09.07					
	2.0 16V	100	ORGA 09862	03.02					
	2.0 HDi 110	79	ORGA 09862	03.02					
	2.0 HDi 90	66	ORGA 09862	03.02					
	1.4	55	ORGA 09863	04.02	04.08 - ESP	24.0710-2017.1	360224	2 	+ ABS (Bosch) 8,0 Radsensor L=675
	1.4	55		04.02	04.08 + ESP				
	1.4 16V	65	ORGA 09863	04.08	04.08 - ESP				
	1.4 16V	65		11.03	04.08 + ESP				
	1.4 HDi	50	ORGA 09863	01.05	- ESP				
	1.4 HDi	50		03.02	01.05 + ESP				
	1.6 16V	80	ORGA 09863	04.08	- ESP				
	1.6 16V	80		03.02	04.08 + ESP				
	1.6 BioFlex	80	ORGA 09863	04.08	- ESP				
	1.6 BioFlex	80		09.07	04.08 + ESP				
	1.6 HDi 110	80		02.04	04.08				
	2.0 16V	100	ORGA 09863	04.08	- ESP				
	2.0 16V	100		03.02	04.08 + ESP				
	2.0 16V	103		03.05	04.08				
	2.0 HDi 110	79	ORGA 09863	04.08	- ESP				
	2.0 HDi 110	79		03.02	04.08 + ESP				
	2.0 HDi 135	100		02.04	04.08				
	2.0 HDi 90	66	ORGA 09863	04.08	- ESP				
	2.0 HDi 90	66		03.02	04.08 + ESP				
	1.4	55	ORGA 12056	04.02		13.0460-2823.2	602823		23554 17,2 /S
	1.4 16V	65	ORGA 12056	11.03		13.0470-2823.2	LD2823		23554 17,2 /S
	1.4 HDi	50		03.02	01.05	13.0460-0072.2	610072		Einbausatz
	1.6 16V	80	ORGA 12056	03.02					
	1.6 BioFlex	80	ORGA 12056	09.07					
	1.6 D	66	ORGA 12056	12.06					
	1.6 HDi 110	80	ORGA 12056	02.04					
	2.0 16V	100	ORGA 12056	03.02					
	2.0 16V	103	ORGA 12056	03.05					
	2.0 HDi 110	79	ORGA 12056	03.02					
	2.0 HDi 135	100	ORGA 12056	02.04					
	2.0 HDi 90	66	ORGA 12056	03.02					
	1.4	55	ORGA 10656	04.02		13.0460-3813.2	603813		24150 17,6 /S
	1.4 16V	65	ORGA 10656	11.03		13.0470-3813.2	LD3813		24150 17,6 /S
	1.4 HDi	50		03.02	01.05				
	1.6 16V	80	ORGA 10656	03.02					
	1.6 BioFlex	80	ORGA 10656	09.07					
	1.6 D	66	ORGA 10656	12.06					
	1.6 HDi 110	80	ORGA 10656	02.04					
	2.0 16V	100	ORGA 10656	03.02					
	2.0 16V	103	ORGA 10656	03.05					
	2.0 HDi 110	79	ORGA 10656	03.02					
	2.0 HDi 135	100	ORGA 10656	02.04					
	2.0 HDi 90	66	ORGA 10656	03.02					
	1.4	55		04.02	04.08	24.0109-0150.2	409150	+ Achszapfen D=25mm ¹⁾	249 9,0 8,0
	1.4 16V	65		03.02	04.08	24.0109-0100.2	409100	+ Achszapfen D=30mm ²⁾	249 9,0 7,0
	1.4 HDi	50		03.02	01.05				
	1.6 16V	80		03.02	04.08				
	1.6 D	66		12.06	04.08				
	1.6 HDi 110	80		02.04	04.08				
	2.0 16V	100		03.02	04.08				
	2.0 16V	103		03.05	04.08				
	2.0 HDi 110	79		03.02	04.08				
	2.0 HDi 135	100		02.04	04.08				
	2.0 HDi 90	66		03.02	04.08				
	1.4	55		04.02	04.08	24.0109-0137.1	409137		247 9,0 8,0 +S +B
	1.4 16V	65		03.02	04.08				
	1.4 HDi	50		03.02	01.05				
	1.6 16V	80		03.02	04.08				
	1.6 BioFlex	80		09.07	04.08				
	1.6 D	66		12.06	04.08				
	1.6 HDi 110	80		02.04	04.08				
	2.0 16V	100		03.02	04.08				
	2.0 16V	103		03.05	04.08				
	2.0 HDi 110	79		03.02	04.08				
	2.0 HDi 135	100		02.04	04.08				
	2.0 HDi 90	66		03.02	04.08				
PEUGEOT 308 Limousine (07-)									
	1.4 16V	72		12.09		13.0460-3847.2	603847		24660 17,8 /Zub/S
	1.4 VTi	70		08.07		13.0470-3847.2	LD3847		24660 17,8 /Zub/S
	1.6 140 THP	103		08.07					
	1.6 150 THP	110		08.07					
	1.6 16V	115		10.09					
	1.6 BioFlex	80		04.08					
									

¹⁾ + axle stub D=25mm / + fusello D=25mm / + bout d'essieu D=25mm / + muñón del eje D=25mm

²⁾ + axle stub D=30mm / + fusello D=30mm / + bout d'essieu D=30mm / + muñón del eje D=30mm



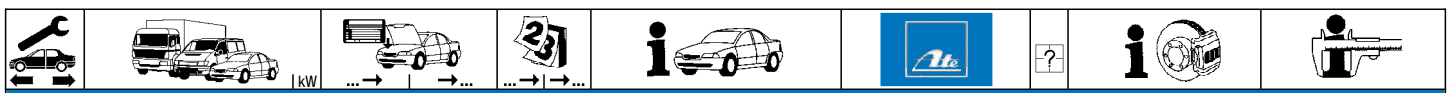
PEUGEOT 308 Limousine (07-)

	1.6 HDi 110	80		08.07		13.0460-3847.2	603847		24660 17,8 /Zub/S	BOS
	1.6 HDi 90	66		08.07		13.0470-3847.2	LD3847		24660 17,8 /Zub/S	BOS
	1.6 VTi	88		08.07						
	1.6 16V	115		10.09		13.0460-7202.2	607202		23589 19,1 +	ATE
	1.6 175 THP	128		03.08		13.0470-7202.2	LD7202		23589 19,1 +	ATE
	2.0 HDi 135	100		08.07						
	2.0 HDi 163	120		04.12						
2.0 HDi FAP 140	103		12.08							
1.6 GTi	147		07.10		13.0460-7279.2	607279		25069 17,3 +/WE	ATE	
	1.4 16V	72		12.09		24.0126-0120.1	426120		283 26,0 24,0 V +S +B	
	1.4 VTi	70		08.07						
	1.6 140 THP	103		08.07						
	1.6 150 THP	110		08.07						
	1.6 BioFlex	80		04.08						
	1.6 HDi 110	80		08.07						
	1.6 HDi 115	84		03.13						
	1.6 HDi 90	66		08.07						
	1.6 VTi	88		08.07						
	2.0 HDi 135	100		08.07						
	2.0 HDi 163	120		04.12						
	2.0 HDi FAP 140	103		12.08						
1.6 16V	115	ORGA 11488	10.09		24.0126-0159.1	426159		302 26,0 24,0 V +S +B		
1.6 175 THP	128	ORGA 11488	03.08							
2.0 HDi FAP 140	103	ORGA 11488	12.08							
1.6 16V	115	ORGA 11469			24.0126-0159.1	426159		302 26,0 24,0 V +S +B		
1.6 175 THP	128	ORGA 11489								
2.0 HDi 163	120		04.12							
2.0 HDi FAP 140	103	ORGA 11489								
	1.4 16V	72		12.09		13.0460-2740.2	602740		23554 17,2 /Zub/S	LUC
	1.4 VTi	70		08.07		13.0470-2740.2	LD2740		23554 17,2 /Zub/S	LUC
	1.6 140 THP	103		08.07						
	1.6 150 THP	110		08.07						
	1.6 16V	115		10.09						
	1.6 175 THP	128		03.08						
	1.6 BioFlex	80		04.08						
	1.6 HDi 110	80		08.07						
	1.6 HDi 115	84		03.13						
	1.6 HDi 90	66		08.07						
	1.6 VTi	88		08.07						
	2.0 HDi 135	100		08.07						
	2.0 HDi 163	120		04.12						
	2.0 HDi FAP 140	103		12.08						
1.6 GTi	147		07.10		13.0460-2761.2	602761		24922 17,5 /Zub/S	LUC	

PEUGEOT 308 SW (08-)

	1.4 16V	70		05.08		13.0460-3847.2	603847		24660 17,8 /Zub/S	BOS
	1.4 16V	72		12.09		13.0470-3847.2	LD3847		24660 17,8 /Zub/S	BOS
	1.6 16V			05.08						
	1.6 Bioflex	82		03.09						
	1.6 HDi			05.08						
	1.6 HDi	80		05.08						
1.6 HDi 115	84		03.13							
	1.6 16V	103		05.08		13.0460-7202.2	607202		23589 19,1 +	ATE
	1.6 16V	128		05.08		13.0470-7202.2	LD7202		23589 19,1 +	ATE
	2.0 BioFlex	103		05.08						
	2.0 HDi			05.08						
	2.0 HDi	110		04.11						
	2.0 HDi	120		06.09						
	1.4 16V	70		05.08		24.0126-0120.1	426120		283 26,0 24,0 V +S +B	
	1.4 16V	72		12.09						
	1.6 16V			05.08						
	1.6 Bioflex	82		03.09						
	1.6 HDi			05.08						
	1.6 HDi	80		05.08						
1.6 HDi 115	84		03.13							
1.6 16V		ORGA 11488	05.08		24.0126-0159.1	426159		302 26,0 24,0 V +S +B		
1.6 16V	103	ORGA 11488	05.08							
1.6 16V	128	ORGA 11488	05.08							
2.0 BioFlex	103	ORGA 11488	05.08							
2.0 HDi		ORGA 11488	05.08							
2.0 HDi	120	ORGA 11488	06.09							
1.6 16V		ORGA 11489			24.0126-0159.1	426159		302 26,0 24,0 V +S +B		
1.6 16V	103	ORGA 11489								
1.6 16V	128	ORGA 11489								
2.0 BioFlex	103	ORGA 11489								
2.0 HDi		ORGA 11489								
2.0 HDi	110		04.11							
2.0 HDi	120	ORGA 11489								
	1.4 16V	70		05.08	- Break Loisirs	13.0460-2740.2	602740		23554 17,2 /Zub/S	LUC
	1.4 16V	72		12.09	- Break Loisirs	13.0470-2740.2	LD2740		23554 17,2 /Zub/S	LUC
	1.6 16V			05.08	- Break Loisirs					
	1.6 16V			05.08	- Break Loisirs					
	1.6 16V	103		05.08	- Break Loisirs					
	1.6 16V	128		05.08	- Break Loisirs					
	1.6 Bioflex	82		03.09	- Break Loisirs					
	1.6 HDi			05.08	- Break Loisirs					


























PEUGEOT 308 SW (08-)										
	1.6 HDi	80		05.08	- Break Loisirs	13.0460-2740.2	602740		23554 17,2 /Zub/S	LUC
	1.6 HDi 115	84		03.13	- Break Loisirs	13.0470-2740.2	LD2740		23554 17,2 /Zub/S	LUC
	2.0 BioFlex	103		05.08	- Break Loisirs					
	2.0 HDi			05.08	- Break Loisirs					
	2.0 HDi	110		04.11	- Break Loisirs					
	2.0 HDi	120		06.09	- Break Loisirs					
	1.4 16V	70		05.08	+ Break Loisirs	13.0460-2745.2	602745		24765 16,5 /Zub/S	LUC
	1.4 16V	72		12.09	+ Break Loisirs					
	1.6 16V			05.08	+ Break Loisirs					
	1.6 16V			05.08	+ Break Loisirs					
1.6 16V	103		05.08	+ Break Loisirs						
1.6 16V	128		05.08	+ Break Loisirs						
1.6 Bioflex	82		03.09	+ Break Loisirs						
1.6 HDi			05.08	+ Break Loisirs						
1.6 HDi	80		05.08	+ Break Loisirs						
1.6 HDi 115	84		03.13	+ Break Loisirs						
2.0 BioFlex	103		05.08	+ Break Loisirs						
2.0 HDi			05.08	+ Break Loisirs						
2.0 HDi	110		04.11	+ Break Loisirs						
2.0 HDi	120		06.09	+ Break Loisirs						















PEUGEOT 308 CC (09-)										
	1.6 16V	103		06.09		13.0460-7202.2	607202		23589 19,1 +	ATE
	1.6 16V	115		09.09		13.0470-7202.2	LD7202		23589 19,1 +	ATE
	1.6 THP	110		06.09						
	2.0 HDi	100		04.09						
	2.0 HDi	120		06.09						
	2.0 HDi FAP 140	103		03.09						
	1.6 HDi	82		03.09		13.0460-3847.2	603847		24660 17,8 /Zub/S	BOS
	1.6 HDi 115	84		03.13		13.0470-3847.2	LD3847		24660 17,8 /Zub/S	BOS
	1.6 VTi	88		03.09						
	1.6 THP	147		10.10		13.0460-7279.2	607279		25069 17,3 +/-WE	ATE
	1.6 16V	103		06.09		24.0126-0159.1	426159		302 26,0 24,0 V +S +B	
	1.6 16V	115		09.09						
	1.6 THP	110		06.09						
	2.0 HDi	100		04.09						
	2.0 HDi	120		06.09						
	2.0 HDi FAP 140	103		03.09						
	1.6 HDi	82		03.09		24.0126-0120.1	426120		283 26,0 24,0 V +S +B	
	1.6 HDi 115	84		03.13						
	1.6 VTi	88		03.09						
	1.6 16V	103		06.09		13.0460-2740.2	602740		23554 17,2 /Zub/S	LUC
	1.6 16V	115		09.09		13.0470-2740.2	LD2740		23554 17,2 /Zub/S	LUC
	1.6 HDi	82		03.09						
	1.6 HDi 115	84		03.13						
	1.6 THP	110		06.09						
	1.6 VTi	88		03.09						
	2.0 HDi	100		04.09						
	2.0 HDi	120		06.09						
	2.0 HDi FAP 140	103		03.09						
	1.6 THP	147		10.10		13.0460-2761.2	602761		24922 17,5 /Zub/S	LUC

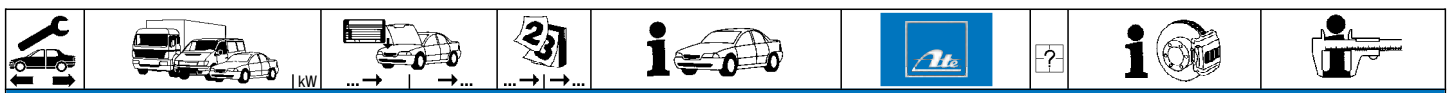
PEUGEOT 309 (85-93)										
	1.1			09.85	12.93	13.0460-3911.2	603911		20905 18,0 +/-WK	BDX
	1.3	47		09.85	07.89	13.0460-2956.2	602956		20989 17,7 +/-WK	LUC
	1.4			03.89	12.93	13.0460-0060.2	610060		Einbausatz	LUC
	1.5			06.87	12.89	13.0460-0402.2	610402		Einbausatz	BDX
	1.6			09.85	12.93					
	1.8 D	44		07.89	12.93					
	1.8 TD	57		07.89	12.93					
	1.9	72		03.86	12.93					
	1.9	75		10.85	07.89					
	1.9	80		07.88	12.93					
	1.9 D			06.86	12.93					
	1.6 GTi	76		11.85	09.88	13.0460-3911.2	603911		20905 18,0 +/-WK	BDX
	1.9 GTi	88		09.88	12.93	13.0460-2955.2	602955		20772 18,0 +/-WK/S	LUC
	1.9 GTi	94		10.86	07.89	13.0460-0404.2	610404		Einbausatz	BDX
1.9 GTi	96		10.86	12.93						
1.9 GTi 16V			08.89	12.93						
	1.1			09.85	12.93	24.0110-0187.1	410187		247 10,0 9,0 +S +B	
	1.3	47		09.85	07.89					
	1.4			03.89	12.93					
	1.5			06.87	12.89					
	1.6			09.85	12.93					
	1.8 D	44		07.89	12.93					
	1.8 TD	57		07.89	12.93					
	1.9	72		03.86	12.93					
	1.9	75		10.85	07.89					
	1.9	80		07.88	12.93					
1.9 D			06.86	12.93						
1.6 GTi	76		11.85	09.88	24.0120-0132.1	420132		247 20,4 18,5 V +S +B		
1.9 GTi	88		09.88	12.93	24.0320-0132.1	520132		247 20,4 18,5 V +S +B PD		
1.9 GTi	94		10.86	07.89						
1.9 GTi	96		10.86	12.93						
1.9 GTi 16V			08.89	12.93						



PEUGEOT 309 (85-93)												
	1.9 GTi	88		09.88	12.93	+ ⊕		13.0460-3954.2	603954		20973 11,0 +	BDX
	1.9 GTi	94		10.86	07.89	+ ⊕		13.0460-0435.2	610435		Einbausatz	BDX
	1.9 GTi	96		10.86	12.93	- ⊕						
	1.9 GTi 16V			08.89	12.93							
	1.9 GTi	88		09.88	12.93	+ ⊕		24.0108-0105.1	408105		248 8,0 6,5	
	1.9 GTi	94		10.86	07.89	+ ⊕						
	1.9 GTi	96		10.86	12.93	- ⊕						
	1.9 GTi 16V			08.89	12.93							
	1.1			09.85	08.89			03.0137-0203.2	650203		180 x 42 AUT	BDX
	1.3	47		09.85	07.89			03.0137-9055.2	669055		Einbausatz	BDX
	1.5			06.87	08.89							
	1.1			09.89	12.93			03.0137-0196.2	650196		180 x 32 AUT	BDX
	1.4			03.89	12.93			03.0137-0197.2	650197		180 x 32 HEB	LUC
	1.5			09.89	12.89			03.0137-9055.2	669055		Einbausatz	BDX
								03.0137-9175.2	669175		Einbausatz	LUC
	1.6			09.85	08.89			03.0137-0203.2	650203		180 x 42 AUT	BDX
	1.8 D	44		07.89	08.89			03.0137-9055.2	669055		Einbausatz	BDX
	1.8 TD	57		07.89	08.89							
	1.9	75		09.85	07.89							
	1.9 D			06.86	08.89							
	1.9 i	80		07.88	08.89							
	1.9	72		03.86	12.93			03.0137-0203.2	650203		180 x 42 AUT	BDX
								03.0137-0201.2	650201		180 x 41 HEB	LUC
								03.0137-9055.2	669055		Einbausatz	BDX
								03.0137-9056.2	669056		Einbausatz	LUC
	1.6			09.85	12.93			03.0137-0201.2	650201		180 x 41 HEB	LUC
	1.9	75		09.85	07.89			03.0137-9056.2	669056		Einbausatz	LUC
	1.9 D			06.86	12.93							
	1.9 i	80		07.88	12.93							
	1.8 D	44		09.89	12.93			03.0137-0201.2	650201		180 x 41 HEB	LUC
	1.8 TD	57		09.89	12.93			03.0137-9056.2	669056		Einbausatz	LUC
	1.1			09.85	08.89			24.0218-0015.1	480010		180/181 x 53,5 - Lager	
	1.3	47		09.85	07.89			24.0218-0715.2	480202		180/181 x 53,5 + Lager	
	1.4			03.89	08.89							
	1.5			06.87	08.89							
	1.6			09.85	08.89							
	1.8 D	44		07.89	08.89							
	1.8 TD	57		07.89	08.89							
	1.9	72		03.86	08.89							
	1.9	75		09.85	07.89							
	1.9 D			06.86	08.89							
	1.9 i	80		07.88	08.89							
	1.1			09.89	12.93			24.0218-0016.1	480011		180/181 x 44,5 - Lager	
	1.4			09.89	12.93			24.0218-0716.2	480203		180/181 x 44,5 + Lager	
	1.5			09.89	12.89							
	1.6			09.89	12.93							
	1.8 D	44		09.89	12.93							
	1.8 TD	57		09.89	12.93							
	1.9	72		09.89	12.93							
	1.9 D			09.89	12.93							
	1.9 i	80		09.89	12.93							
	1.1			09.85	08.89			03.0520-1117.3	691117		17,46/180x42 TopKit	BDX
	1.3	47		09.85	07.89							
	1.5			06.87	08.89							
	1.1			09.89	12.93			03.0520-2420.3	692420		20,64/180x32 TopKit	BDX
	1.4			03.89	12.93			03.0520-1820.3	691820		20,64/180x32 TopKit	LUC
	1.5			09.89	12.89							
	1.6			09.85	08.89			03.0520-0922.3	690922		22,20/180x42 TopKit	BDX
	1.9	72		03.86	08.89			03.0520-3822.3	693822		22,20/180x41 TopKit	LUC
	1.9	75		09.85	07.89							
	1.9 D			06.86	08.89							
	1.9 i	80		07.88	08.89							
	1.6			09.89	12.93			03.0520-2720.3	692720		20,64/180x41 TopKit	LUC
	1.9	72		09.89	12.93							
	1.9 D			09.89	12.93							
	1.9 i	80		09.89	12.93							
	1.8 D	44		07.89	08.89			03.0520-0922.3	690922		22,20/180x42 TopKit	BDX
	1.8 TD	57		07.89	08.89							
	1.8 D	44		09.89	12.93			03.0520-3120.3	693120		20,64/180x41 TopKit	LUC
	1.8 TD	57		09.89	12.93							
PEUGEOT 405 (93-95)												
	1.4 i	55		09.92	10.95			13.0460-3911.2	603911		20905 18,0 +/WK	BDX
	1.6	65		09.92	10.95			13.0460-0403.2	610403		Einbausatz	BDX
	1.6	65		09.92	10.95			13.0460-2971.2	602971		21209 18,5 +/WK/S	LUC
	1.8 i	74		09.92	10.95							
	1.9	93		09.92	12.93							
	1.9 D			09.92	10.95							
	1.9 TD	66		09.92	10.95							
	2.0 16V	144		09.92	10.95							
	2.0 i	89		09.92	10.95							
	2.0 i X4	89		09.92	10.95							

									
PEUGEOT 405 (93-95)									
	1.4 i	55		09.92	10.95	24.0110-0183.1	410183	266 10,0 8,0	
	1.6	65		09.92	10.95				
	1.8 i	74		09.92	10.95	24.0120-0133.1	420133	266 20,5 18,5 V +S +B	
	1.9	93		09.92	12.93	24.0320-0133.1	520133	266 20,5 18,5 V +S +B PD	
	1.9 D			09.92	10.95				
	1.9 TD	66		09.92	10.95				
	2.0 16V	144		09.92	10.95				
	2.0 i	89		09.92	10.95				
2.0 i X4	89		09.92	10.95					
2.0 T16 X4	144		07.93	10.95	24.0122-0142.1	422142	283 22,0 20,0 V L +B		
	1.9	93		09.92	12.93	13.0460-2842.2	602842	20961 15,2 /S	
	1.9 TD	66		09.92	10.95 + ABS	13.0460-0072.2	610072	Einbausatz	
	2.0 16V	144		09.92	10.95				
	2.0 i	89		09.92	10.95				
	2.0 i X4	89		09.92	10.95	13.0460-2937.2	602937	20961 15,2 /Zub/S	
2.0 T16 X4	144		07.93	10.95	13.0460-0419.2	610419	Einbausatz		
	1.9	93		09.92	12.93	24.0110-0199.1	410199	247 10,0 8,0	
	1.9 TD	66		09.92	10.95 + ABS				
	2.0 16V	144		09.92	10.95				
	2.0 i	89		09.92	10.95				
2.0 i X4	89		09.92	10.95	24.0110-0187.1	410187	247 10,0 9,0 +S +B		
2.0 T16 X4	144		07.93	10.95					
	1.4 i Lim.	55	S 71407666	09.92	- ABS	03.0137-0202.2	650202	229 x 42	
	1.6 Lim.	65	S 71407666	09.92	- ABS	03.0137-9089.2	669089	Einbausatz	
	1.8 i Lim.	74	S 71407666	09.92	- ABS			BDX	
	1.9 D Lim.		S 71407666	09.92	- ABS			BDX	
	1.4 i Lim.	55	S 71407667		10.95	- ABS	03.0137-0202.2	650202	229 x 42
	1.6 Lim.	65	S 71407667		10.95	- ABS	03.0137-9228.2	669228	Einbausatz
	1.8 i Lim.	74	S 71407667		10.95	- ABS			BDX
	1.9 D Lim.		S 71407667		10.95	- ABS			BDX
	1.4 i Kombi	55	S 71211989	09.92	- ABS	03.0137-0271.2	650271	229 x 42 HEB	
	1.4 i Kombi	55	S 71211990		10.95	+ ABS (Bendix)	03.0137-9027.2	669027	Einbausatz
	1.4 i Lim.	55		09.92	10.95	+ ABS (Bendix)			LUC
	1.6 Kombi	65	S 71211989	09.92	- ABS				
	1.6 Kombi	65	S 71211990		10.95	+ ABS (Bendix)			
1.6 Lim.	65		09.92	10.95	+ ABS (Bendix)				
1.8 i Kombi	74	S 71211989	09.92	- ABS					
1.8 i Kombi	74	S 71211990		10.95	+ ABS (Bendix)				
1.8 i Lim.	74		09.92	10.95	+ ABS (Bendix)				
1.9 D Kombi		S 71211989	09.92	- ABS					
1.9 D Kombi		S 71211990		10.95	+ ABS (Bendix)				
1.9 D Lim.		S 71211990	09.92	10.95	+ ABS (Bendix)				
1.4 i Kombi	55		09.92	10.95	+ ABS (Bosch)	03.0137-0347.2	650347	229 x 42 HEB	
1.4 i Kombi	55	S 71211990		10.95	- ABS	03.0137-9220.2	669220	Einbausatz	
1.6 Kombi	65		09.92	10.95	+ ABS (Bosch)				
1.6 Kombi	65	S 71211990		10.95	- ABS				
1.8 i Kombi	74		09.92	10.95	+ ABS (Bosch)				
1.8 i Kombi	74	S 71211990		10.95	- ABS				
1.9 D Kombi		S 71211990	09.92	10.95	+ ABS (Bosch)				
1.9 D Kombi		S 71211990		10.95	- ABS				
1.9 TD Kombi	66		09.92	10.95	- ABS				
	1.4 i	55		09.92	10.95	24.0222-8017.1	480071	229/230 x 50,5	
	1.6	65		09.92	10.95				
	1.8 i	74		09.92	10.95				
	1.9 D			09.92	10.95				
	1.9 TD	66		09.92	10.95				
	1.4 i Lim.	55	S 71407667		10.95	- ABS	03.0520-1220.3	691220	
	1.6 Lim.	65	S 71407667		10.95	- ABS			
	1.8 i Lim.	74	S 71407667		10.95	- ABS			
	1.9 D Lim.		S 71407667		10.95	- ABS			
	1.4 i Kombi	55	S 71211989	09.92	- ABS	03.0520-4120.3	694120	20,64/229x42 TopKit	
	1.4 i Kombi	55	S 71211990		10.95	+ ABS (Bendix)			
	1.4 i Lim.	55		09.92	10.95	+ ABS (Bendix)			
	1.6 Kombi	65	S 71211989	09.92	- ABS				
	1.6 Kombi	65	S 71211990		10.95	+ ABS (Bendix)			
	1.6 Lim.	65		09.92	10.95	+ ABS (Bendix)			
	1.8 i Kombi	74	S 71211989	09.92	- ABS				
	1.8 i Kombi	74	S 71211990		10.95	+ ABS (Bendix)			
	1.8 i Lim.	74		09.92	10.95	+ ABS (Bendix)			
1.9 D Kombi		S 71211989	09.92	- ABS					
1.9 D Kombi		S 71211990		10.95	+ ABS (Bendix)				
1.9 D Lim.		S 71211990	09.92	10.95	+ ABS (Bendix)				
1.4 i Kombi	55		09.92	10.95	+ ABS (Bosch)	03.0520-5420.3	695420	20,64/229x42 TopKit	
1.4 i Kombi	55	S 71211990		10.95	- ABS				
1.6 Kombi	65		09.92	10.95	+ ABS (Bosch)				
1.6 Kombi	65	S 71211990		10.95	- ABS				
1.8 i Kombi	74		09.92	10.95	+ ABS (Bosch)				
1.8 i Kombi	74	S 71211990		10.95	- ABS				
1.9 D Kombi		S 71211990	09.92	10.95	+ ABS (Bosch)				
1.9 D Kombi		S 71211990		10.95	- ABS				
1.9 TD Kombi	66		09.92	10.95	- ABS				

								
PEUGEOT 406 Limousine (95-04)								
	1.6 i 1.8 16V 1.8 16V 1.8 i 1.9 D	65 81 85 66 55		10.95 04.04 10.95 10.00 10.00 04.04 05.97 04.04 10.96 04.04		13.0460-2816.2 602816		21724 19,3 +/WK/S LUC
	1.9 TD 1.9 TD 2.0 16V 2.0 16V 2.0 16V 2.0 16V HPi 2.0 HDi 110 2.0 HDi 110 FAP 2.0 HDi 90 2.0 Turbo 2.1 TD 2.2 HDi 2.2 i 3.0 24V 3.0 V6	66 68 97 99 100 103 80 79 66 108 80 98 116 140 152		01.96 04.04 01.96 04.04 10.95 04.04 01.99 08.00 08.00 04.04 05.01 04.04 02.99 08.01 08.01 04.04 02.99 04.04 04.96 04.04 10.95 04.04 03.00 04.04 07.00 04.04 10.96 04.04 03.00 04.04		13.0460-2817.2 602817		21674 19,0 +/WK/S LUC
	1.6 i 1.8 16V 1.8 16V 1.8 i 1.9 D	65 81 85 66 55		10.95 04.04 10.95 10.00 10.00 04.04 05.97 04.04 10.96 04.04		24.0124-0139.1 424139		260 24,0 22,0 V +S +B
	1.9 TD 1.9 TD 2.0 16V 2.0 16V 2.0 16V 2.0 16V HPi 2.0 HDi 110 2.0 HDi 110 FAP 2.0 HDi 90 2.0 Turbo 2.1 TD 2.2 HDi 2.2 i 3.0 24V 3.0 V6	66 68 97 99 100 103 80 79 66 108 80 98 116 140 152		01.96 04.04 01.96 04.04 10.95 04.04 01.99 08.00 08.00 04.04 05.01 04.04 02.99 08.01 08.01 04.04 02.99 04.04 04.96 04.04 10.95 04.04 03.00 04.04 07.00 04.04 10.96 04.04 03.00 04.04		24.0126-0106.1 426106 24.0326-0106.1 526106		283 26,0 24,2 V +S +B 283 26,0 24,2 V +S +B PD
	1.8 16V 2.0 16V 2.0 16V 2.0 16V 2.0 16V HPi 2.0 HDi 110 2.0 HDi 110 FAP 2.0 HDi 90 2.0 Turbo 2.1 TD 2.2 HDi 2.2 i 3.0 24V 3.0 V6	85 97 99 100 103 80 79 66 108 80 98 116 140 152	S 80012040 S 80012040 S 80012040 S 80012040 S 80012040 S 80012040 S 80012040 S 80012040 S 80012040 S 80012040 S 80012040 S 80012040 S 80012040 S 80012040	10.00 10.95 01.99 08.00 08.00 05.01 02.99 08.01 08.01 02.99 04.96 10.95 03.00 07.00 10.96 03.00		13.0460-4059.2 604059 13.0460-0409.2 610409		21278 16,4 +/WK Einbausatz ATE ATE
	1.8 16V 2.0 16V 2.0 16V 2.0 16V HPi 2.0 HDi 110 FAP 2.0 HDi 90 2.0 Turbo 2.1 TD 2.2 HDi 2.2 i 3.0 24V 3.0 V6	85 97 100 103 79 66 108 80 98 116 140 152	S 80012041 S 80012041 S 80012041 S 80012041 S 80012041 S 80012041 S 80012041 S 80012041 S 80012041 S 80012041 S 80012041 S 80012041	04.04 04.04 04.04 04.04 04.04 04.04 04.04 04.04 04.04 04.04 04.04 04.04		13.0460-7134.2 607134		21278 16,4 ATE
	1.8 16V 2.0 16V 2.0 16V 2.0 16V 2.0 16V HPi 2.0 HDi 110 2.0 HDi 110 FAP 2.0 HDi 90 2.0 Turbo 2.1 TD 2.2 HDi 2.2 i 3.0 24V 3.0 V6	85 97 99 100 103 80 79 66 108 80 98 116 140 152		10.00 04.04 10.95 04.04 01.99 08.00 08.00 04.04 05.01 04.04 02.99 08.01 08.01 04.04 02.99 04.04 04.96 04.04 10.95 04.04 03.00 04.04 07.00 04.04 10.96 04.04 03.00 04.04		24.0110-0230.1 410230		291 10,0 8,0 +B
	1.6 i 1.8 16V 1.8 i 1.9 D 1.9 TD 1.9 TD	65 81 66 55 66 68		10.95 04.04 10.95 10.00 05.97 04.04 10.96 04.04 10.95 04.04 01.96 04.04		03.0137-0340.2 650340 03.0137-9228.2 669228		229 x 42 HEB Einbausatz BDX BDX



PEUGEOT 406 Limousine (95-04)

	1.6 i 1.8 16V 1.8 i 1.9 D 1.9 TD 1.9 TD	65 81 66 55 66 68		10.95 04.04 10.95 10.00 05.97 04.04 10.96 04.04 10.95 04.04 01.96 04.04	24.0222-8017.1 480071			229/230 x 50,5
	1.6 i 1.8 16V 1.8 i 1.9 D 1.9 TD 1.9 TD	65 81 66 55 66 68		10.95 04.04 - ABS 10.95 10.00 - ABS 05.97 04.04 - ABS 10.96 04.04 - ABS 10.95 04.04 - ABS 01.96 04.04 - ABS	03.0520-5820.3 695820 03.0520-5920.3 695920		- integriertem Regler 1) + integriertem Regler 2)	20,64/229x42 TopKit BDX 20,64/229x42 TopKit BDX
	1.6 i 1.8 16V 1.8 i 1.9 D 1.9 TD 1.9 TD	65 81 66 55 66 68		10.95 04.04 + ABS 10.95 10.00 + ABS 05.97 04.04 + ABS 10.96 04.04 + ABS 10.95 04.04 + ABS 01.96 04.04 + ABS	03.0520-5820.3 695820		- integriertem Regler 1)	20,64/229x42 TopKit BDX
	1.8 16V 2.0 16V 2.0 16V 2.0 16V 2.0 16V HPi 2.0 HDi 110 2.0 HDi 110 FAP 2.0 HDi 90 2.0 Turbo 2.1 TD 2.2 HDi 2.2 i 3.0 24V 3.0 V6	85 97 99 100 103 80 79 66 108 80 98 116 140 152		10.00 04.04 10.95 04.04 01.99 08.00 08.00 04.04 05.01 04.04 02.99 08.01 08.01 04.04 02.99 04.04 04.96 04.04 10.95 04.04 03.00 04.04 07.00 04.04 10.96 04.04 03.00 04.04	03.0137-4010.2 654010 03.0137-9249.2 669249			180 x 30 /Zub Einbausatz

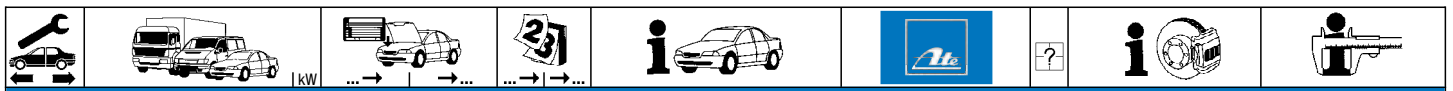
PEUGEOT 406 Kombi (96-04)

	1.8 1.8 16V 1.8 16V 1.9 D	66 81 85 55		05.97 04.04 10.95 10.00 10.96 04.04 10.96 04.04	13.0460-2816.2 602816			21724 19,3 +/WK/S LUC
	1.9 TD 2.0 16V 2.0 16V 2.0 16V 2.0 16V HPi 2.0 HDi 110 2.0 HDi 110 FAP 2.0 HDi 90 2.0 Turbo 2.1 TD 2.2 2.2 HDi 3.0 24V 3.0 V6	66 97 99 100 103 80 79 66 108 80 116 98 140 152		10.95 04.04 10.96 04.04 01.99 10.00 10.00 04.04 05.01 04.04 02.99 08.01 08.01 04.04 02.99 04.04 10.96 04.04 10.96 04.04 07.00 04.04 03.00 04.04 10.96 04.04 03.00 04.04	13.0460-2817.2 602817			21674 19,0 +/WK/S LUC
	1.8 1.8 16V 1.8 16V 1.9 D	66 81 85 55		05.97 04.04 10.95 10.00 10.96 04.04 10.96 04.04	24.0124-0139.1 424139			260 24,0 22,0 V +S +B
	1.9 TD 2.0 16V 2.0 16V 2.0 16V 2.0 16V HPi 2.0 HDi 110 2.0 HDi 110 FAP 2.0 HDi 90 2.0 Turbo 2.1 TD 2.2 2.2 HDi 3.0 24V 3.0 V6	66 97 99 100 103 80 79 66 108 80 116 98 140 152		10.95 04.04 10.96 04.04 01.99 10.00 10.00 04.04 05.01 04.04 02.99 08.01 08.01 04.04 02.99 04.04 10.96 04.04 10.96 04.04 07.00 04.04 03.00 04.04 10.96 04.04 03.00 04.04	24.0126-0106.1 426106 24.0326-0106.1 526106			283 26,0 24,2 V +S +B 283 26,0 24,2 V +S +B PD
	1.8 16V 2.0 16V 2.0 16V 2.0 16V 2.0 16V HPi 2.0 HDi 110 2.0 HDi 110 FAP 2.0 HDi 90 2.0 Turbo 2.1 TD 2.2 2.2 HDi 3.0 24V 3.0 V6	85 97 99 100 103 80 79 66 108 80 116 98 140 152	S 80012040 S 80012040 S 80012040 S 80012040 S 80012040 S 80012040 S 80012040 S 80012040 S 80012040 S 80012040 S 80012040 S 80012040 S 80012040 S 80012040	10.00 10.96 01.99 10.00 10.00 05.01 02.99 08.01 08.01 02.99 10.96 10.96 07.00 03.00 10.96 03.00	13.0460-4059.2 604059 13.0460-0409.2 610409			21278 16,4 +/WK Einbausatz ATE ATE
	1.8 16V 2.0 16V	85 97	S 80012041 S 80012041	04.04 04.04	13.0460-7134.2 607134			21278 16,4 ATE

1) - built-in corrector / - regolatore incorporato / - correcteur intégré / - regulador integrado

2) + built-in corrector / + regolatore incorporato / + correcteur intégré / + regulador integrado





PEUGEOT 406 Kombi (96-04)















	2.0 16V 2.0 16V HPi 2.0 HDi 110 FAP 2.0 HDi 90 2.0 Turbo 2.1 TD 2.2 2.2 HDi 3.0 24V 3.0 V6	100 S 80012041 103 S 80012041 79 S 80012041 66 S 80012041 108 S 80012041 80 S 80012041 116 S 80012041 98 S 80012041 140 S 80012041 152 S 80012041			04.04 04.04 04.04 04.04 04.04 04.04 04.04 04.04 04.04 04.04	13.0460-7134.2	607134			21278 16,4	ATE
	1.8 16V 2.0 16V 2.0 16V 2.0 16V 2.0 16V HPi 2.0 HDi 110 2.0 HDi 110 FAP 2.0 HDi 90 2.0 Turbo 2.1 TD 2.2 2.2 HDi 3.0 24V 3.0 V6	85 97 99 100 103 80 79 66 108 80 116 98 140 152			10.00 04.04 10.96 04.04 01.99 10.00 10.00 04.04 05.01 04.04 02.99 08.01 08.01 04.04 02.99 04.04 10.96 04.04 10.96 04.04 07.00 04.04 03.00 04.04 10.96 04.04 03.00 04.04	24.0110-0230.1	410230			291 10,0 8,0 +B	
	1.8 1.8 16V 1.9 D 1.9 TD	66 81 55 66			05.97 04.04 10.95 10.00 10.96 04.04 10.96 04.04	03.0137-0340.2 03.0137-9228.2	650340 669228			229 x 42 HEB Einbausatz	BDX BDX
	1.8 1.8 16V 1.9 D 1.9 TD	66 81 55 66			05.97 04.04 10.95 10.00 10.96 04.04 10.96 04.04	24.0222-8017.1	480071			229/230 x 50,5	
	1.8 1.8 16V 1.9 D 1.9 TD	66 81 55 66			05.97 04.04 - ABS 10.95 10.00 - ABS 10.96 04.04 - ABS 10.96 04.04 - ABS	03.0520-5820.3 03.0520-5920.3	695820 695920		- integriertem Regler 1) + integriertem Regler 2)	20,64/229x42 TopKit 20,64/229x42 TopKit	BDX BDX
	1.8 1.8 16V 1.9 D 1.9 TD	66 81 55 66			05.97 04.04 + ABS 10.95 10.00 + ABS 10.96 04.04 + ABS 10.96 04.04 + ABS	03.0520-5820.3	695820		- integriertem Regler 1)	20,64/229x42 TopKit	BDX
	1.8 16V 2.0 16V 2.0 16V 2.0 16V 2.0 16V HPi 2.0 HDi 110 2.0 HDi 110 FAP 2.0 HDi 90 2.0 Turbo 2.1 TD 2.2 2.2 HDi 3.0 24V 3.0 V6	85 97 99 100 103 80 79 66 108 80 116 98 140 152			10.00 04.04 10.96 04.04 01.99 10.00 10.00 04.04 05.01 04.04 02.99 08.01 08.01 04.04 02.99 04.04 10.96 04.04 10.96 04.04 07.00 04.04 03.00 04.04 10.96 04.04 03.00 04.04	03.0137-4010.2 03.0137-9249.2	654010 669249			180 x 30 /Zub Einbausatz	

PEUGEOT 406 Coupe (97-05)

	2.0 16V 2.0 16V 2.0 16V 2.2 2.2 HDi	97 99 100 116 98			03.97 09.05 01.99 10.00 10.00 09.05 03.02 09.05 06.02 09.05	13.0460-2817.2	602817			21674 19,0 +WK/S	LUC
	2.2 HDi 3.0 24V 3.0 V6	98 140 152			03.00 06.02 03.97 09.05 03.00 09.05	13.0460-4969.2	604969			23753 18,0 +WK	BRE
	2.0 16V 2.0 16V 2.0 16V 2.2 2.2 HDi	97 99 100 116 98			03.97 09.05 01.99 10.00 10.00 09.05 03.02 09.05 06.02 09.05	24.0126-0106.1 24.0326-0106.1	426106 526106			283 26,0 24,2 V +S +B 283 26,0 24,2 V +S +B PD	
	2.2 HDi 3.0 24V 3.0 V6	98 140 152			03.00 06.02 03.97 09.05 03.00 09.05	24.0128-0143.1	428143			305 28,0 26,0 V	
	2.0 16V 2.0 16V 2.0 16V 2.2 2.2 HDi 3.0 24V 3.0 V6	97 99 100 116 98 140 152	S 80012040 S 80012040 S 80012040 S 80012040 S 80012040 S 80012040		03.97 01.99 10.00 10.00 03.02 03.00 03.97 03.00	13.0460-4059.2 13.0460-0409.2	604059 610409			21278 16,4 +WK Einbausatz	ATE ATE
	2.0 16V 2.0 16V 2.2 2.2 HDi 3.0 24V 3.0 V6	97 S 80012041 100 S 80012041 116 S 80012041 98 S 80012041 140 S 80012041 152 S 80012041			09.05 09.05 09.05 09.05 09.05 09.05	13.0460-7134.2	607134			21278 16,4	ATE

1) - built-in corrector / - regolatore incorporato / - correcteur intégré / - regulador integrado
2) + built-in corrector / + regolatore incorporato / + correcteur intégré / + regulador integrado



										
PEUGEOT 406 Coupe (97-05)										
	2.0 16V	97		03.97	09.05		24.0110-0230.1	410230		291 10,0 8,0 +B
	2.0 16V	99		01.99	10.00					
	2.0 16V	100		10.00	09.05					
	2.2	116		03.02	09.05					
	2.2 HDi	98		03.00	09.05					
	3.0 24V	140		03.97	09.05					
	3.0 V6	152		03.00	09.05					
	2.0 16V	97		03.97	09.05		03.0137-4010.2	654010		180 x 30 /Zub
	2.0 16V	99		01.99	10.00		03.0137-9249.2	669249		Einbausatz
	2.0 16V	100		10.00	09.05					
	2.2	116		03.02	09.05					
	2.2 HDi	98		03.00	09.05					
	3.0 24V	140		03.97	09.05					
	3.0 V6	152		03.00	09.05					
PEUGEOT 407 Limousine / SW (04-11)										
	1.6 HDi 110	80		05.04	02.11		13.0460-2891.2	602891		23134 19,6 +/WK/S LUC
	1.8 16V	85		05.04	02.11		13.0470-2891.2	LD2891		23134 19,6 +/WK/S LUC
	1.8 16V	92		09.05	02.11					
	2.0 16V	100		05.04	02.11					
	2.0 16V	103		09.05	02.11					
	2.0 Bioflex	103		09.07	02.11					
	2.0 HDi 135	100	ORGA 11682	05.04						
	2.2 16V	116		05.04	02.11		13.0460-2892.2	602892		24133 18,6 +/WK/Zub/S LUC
	2.2 16V	120		09.05	02.11		13.0470-2892.2	LD2892		24133 18,6 +/WK/Zub/S LUC
	2.2 HDi	120		06.08	02.11					
	2.2 HDi 170	125		05.06	02.11					
	2.7 HDi	150		10.05	02.11					
	3.0 V6	155	ORGA 12410	05.04						
	2.0 HDi	110		10.10	02.11		13.0460-7252.2	607252		24332 18,3 +/WK ATE
	2.0 HDi	120		07.09	02.11		13.0470-7252.2	LD7252		24332 18,3 +/WK ATE
	2.0 HDi 135	100	ORGA 11683		02.11					
	2.0 HDi 140	103		08.08	02.11					
	3.0 V6	155	ORGA 12411		02.11		13.0460-7279.2	607279		25069 17,3 +/WE ATE
	1.6 HDi 110	80		05.04	02.11		24.0126-0121.1	426121		283 26,0 24,0 V +S +B
	1.8 16V	85		05.04	02.11					
	1.8 16V	92		09.05	02.11					
	2.0 16V	100		05.04	02.11					
	2.0 16V	103		09.05	02.11					
	2.0 Bioflex	103		09.07	02.11					
	2.0 HDi 135	100	ORGA 11682	05.04						
	2.2 16V	116	ORGA 11193	05.04			24.0130-0181.1	430181		330 30,0 28,0 V +S +B
	2.2 16V	120	ORGA 11193	09.05						
	2.2 HDi	120	ORGA 11193	06.08						
	2.2 HDi 170	125	ORGA 11193	05.06						
	2.7 HDi	150	ORGA 11193	10.05						
	3.0 V6	155	ORGA 11193	05.04						
	2.2 16V	116	ORGA 11194		02.11		24.0130-0206.1	430206		330 30,0 28,0 V L +S +B
	2.2 16V	120	ORGA 11194		02.11					
	2.2 HDi	120	ORGA 11194		02.11					
	2.2 HDi 170	125	ORGA 11194		02.11					
	2.7 HDi	150	ORGA 11194		02.11					
	3.0 V6	155	ORGA 11194	ORGA 12410						
	2.0 HDi	110		10.10	02.11		24.0128-0216.1	428216		304 28,0 26,0 V +S +B
	2.0 HDi	120		07.09	02.11					
	2.0 HDi 135	100	ORGA 11683		02.11					
	2.0 HDi 140	103		08.08	02.11					
	1.6 HDi 110	80	ORGA 11073	05.04			24.0710-2018.1	360225	2	Radsensor L=1259
	1.8 16V	85	ORGA 11073	05.04						
	1.8 16V	92	ORGA 11073	09.05						
	2.0 16V	100	ORGA 11073	05.04						
	2.0 16V	103	ORGA 11073	09.05						
	2.0 HDi 135	100	ORGA 11073	05.04						
	2.2 16V	116	ORGA 11073	05.04						
	2.2 16V	120	ORGA 11073	09.05						
	2.2 HDi 170	125	ORGA 11073	05.06						
	2.7 HDi	150	ORGA 11073	10.05						
	3.0 V6	155	ORGA 11073	05.04						
	1.6 HDi 110	80	ORGA 11683		02.11		24.0711-5215.3	360317	2	Radsensor L=1259
	1.8 16V	85	ORGA 11683		02.11					
	1.8 16V	92	ORGA 11683		02.11					
	2.0 16V	100	ORGA 11683		02.11					
	2.0 16V	103	ORGA 11683		02.11					
	2.0 Bioflex	103	ORGA 11683		02.11					
	2.0 HDi	110		02.10	02.11					
	2.0 HDi	120		07.09	02.11					
	2.0 HDi 135	100	ORGA 11683		02.11					
	2.0 HDi 140	103	ORGA 11683		02.11					
	2.2 16V	116	ORGA 11683		02.11					
	2.2 16V	120	ORGA 11683		02.11					
	2.2 HDi	120	ORGA 11683		02.11					
	2.2 HDi 170	125	ORGA 11683		02.11					
	2.7 HDi	150	ORGA 11683		02.11					
	3.0 V6	155	ORGA 11683		02.11					



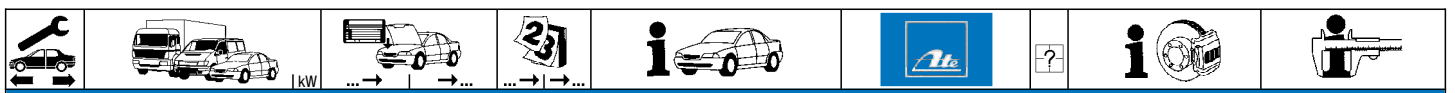
PEUGEOT 407 Limousine / SW (04-11)

	1.6 HDi 110	80		05.04	02.11	13.0460-2893.2 13.0470-2893.2	602893 LD2893		24135 17,7 /S 24135 17,7 /S	LUC LUC						
	1.8 16V	85		05.04	02.11											
	1.8 16V	92		09.05	02.11											
	2.0 16V	100		05.04	02.11											
	2.0 16V	103		09.05	02.11											
	2.0 Bioflex	103		09.07	02.11											
	2.0 HDi	110		02.10	02.11											
	2.0 HDi	120		07.09	02.11											
	2.0 HDi 135	100		05.04	02.11											
	2.0 HDi 140	103		08.08	02.11											
	2.2 16V	116		05.04	02.11											
	2.2 16V	120		09.05	02.11											
	2.2 HDi	120		06.08	02.11											
	2.2 HDi 170	125		05.06	02.11											
	1.6 HDi 110	80		05.04	02.11	24.0112-0162.1	412162		290 12,0 10,0 +S +B							
	1.8 16V	85		05.04	02.11											
	1.8 16V	92		09.05	02.11											
	2.0 16V	100		05.04	02.11											
	2.0 16V	103		09.05	02.11											
	2.0 Bioflex	103		09.07	02.11											
	2.0 HDi	110		02.10	02.11											
	2.0 HDi	120		07.09	02.11											
	2.0 HDi 135	100		05.04	02.11											
	2.0 HDi 140	103		08.08	02.11											
	2.2 16V	116		05.04	02.11											
	2.2 16V	120		09.05	02.11											
	2.2 HDi	120		06.08	02.11											
	2.2 HDi 170	125		05.06	02.11											
	1.6 HDi 110	80	ORGA 11073	05.04		24.0710-2019.1	360226	2		Radsensor L=1762						
	1.8 16V	85	ORGA 11073	05.04												
	1.8 16V	92	ORGA 11073	09.05												
	2.0 16V	100	ORGA 11073	05.04												
	2.0 16V	103	ORGA 11073	09.05												
	2.0 HDi 135	100	ORGA 11073	05.04												
	2.2 16V	116	ORGA 11073	05.04												
	2.2 16V	120	ORGA 11073	09.05												
	2.2 HDi 170	125	ORGA 11073	05.06												
	2.7 HDi	150	ORGA 11073	10.05												
	3.0 V6	155	ORGA 11073	05.04												
		1.6 HDi 110	80	ORGA 11683							02.11	24.0711-5216.3	360318	2		Radsensor L=1762
		1.8 16V	85	ORGA 11683							02.11					
		1.8 16V	92	ORGA 11683							02.11					
2.0 16V		100	ORGA 11683		02.11											
2.0 16V		103	ORGA 11683		02.11											
2.0 Bioflex		103	ORGA 11683		02.11											
2.0 HDi		110		02.10	02.11											
2.0 HDi		120		07.09	02.11											
2.0 HDi 135		100	ORGA 11683		02.11											
2.0 HDi 140		103	ORGA 11683		02.11											
2.2 16V		116	ORGA 11683		02.11											
2.2 16V		120	ORGA 11683		02.11											
2.2 HDi		120	ORGA 11683		02.11											
2.2 HDi 170		125	ORGA 11683		02.11											
	2.7 HDi	150	ORGA 11683		02.11	24.0710-2018.1	360225	2		Radsensor L=1259						
	3.0 V6	155	ORGA 11683		02.11											
	2.0 HDi	110		02.10	12.11											
	2.0 HDi	120		06.09	12.11											
		2.0 HDi 135	100	ORGA 11193	07.07						12.11	24.0711-5215.3	360317	2		Radsensor L=1259
		2.2 16V	120	ORGA 11283	10.05						12.11					
		2.7 HDi	150	ORGA 11283	10.05						12.11					
		3.0 V6	155	ORGA 11283	10.05						12.11					
		2.0 HDi	110		02.10						12.11					
		2.0 HDi	120		06.09						12.11					
		2.0 HDi 135	100	ORGA 11683							12.11					
		2.2 16V	120	ORGA 11683							12.11					

PEUGEOT 407 Coupe (05-11)

	2.0 HDi 135	100		07.07	12.11	13.0460-2892.2 13.0470-2892.2	602892 LD2892		24133 18,6 +/WK/Zub/S LUC 24133 18,6 +/WK/Zub/S LUC		
	2.2 16V	120		10.05	12.11						
	2.7 HDi	150		10.05	12.11						
	3.0 V6	155	ORGA 12410	10.05							
	3.0 HDi	177		06.09	12.11	13.0460-7279.2	607279		25069 17,3 +/WE	ATE	
	3.0 V6	155	ORGA 12411		12.11						
	2.0 HDi	110		02.10	12.11						
	2.0 HDi	120		06.09	12.11						
	2.2 16V	120	ORGA 11193	10.05		24.0130-0181.1	430181		330 30,0 28,0 V +S +B		
	2.7 HDi	150	ORGA 11193	10.05							
	3.0 V6	155	ORGA 11193	10.05							
	2.0 HDi 135	100		07.07	12.11						
	2.2 16V	120	ORGA 11194		12.11	24.0130-0206.1	430206		330 30,0 28,0 V L +S +B		
	2.7 HDi	150	ORGA 11194		12.11						
	3.0 V6	155	ORGA 11194	ORGA 12410							
	2.0 HDi	110		02.10	12.11						
	2.0 HDi	120		06.09	12.11	24.0128-0216.1	428216		304 28,0 26,0 V +S +B		
	2.0 HDi 135	100	ORGA 11192	07.07							
	2.2 16V	120	ORGA 11283	10.05							
	2.7 HDi	150	ORGA 11283	10.05							
	3.0 V6	155	ORGA 11283	10.05		24.0710-2018.1	360225	2		Radsensor L=1259	
	2.0 HDi	110		02.10	12.11						
	2.0 HDi	120		06.09	12.11						
	2.0 HDi 135	100	ORGA 11683		12.11						
	2.2 16V	120	ORGA 11683		12.11	24.0711-5215.3	360317	2		Radsensor L=1259	
	2.0 HDi	110		02.10	12.11						
	2.0 HDi	120		06.09	12.11						
	2.0 HDi 135	100	ORGA 11683		12.11						
	2.2 16V	120	ORGA 11683		12.11	24.0711-5215.3	360317	2		Radsensor L=1259	
	2.0 HDi	110		02.10	12.11						
	2.0 HDi	120		06.09	12.11						
	2.0 HDi 135	100	ORGA 11683		12.11						
	2.2 16V	120	ORGA 11683		12.11	24.0711-5215.3	360317	2		Radsensor L=1259	
	2.0 HDi	110		02.10	12.11						
	2.0 HDi	120		06.09	12.11						
	2.0 HDi 135	100	ORGA 11683		12.11						





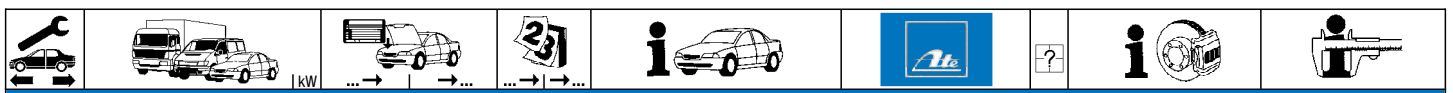
PEUGEOT 407 Coupe (05-11)										
	2.7 HDi 3.0 HDi 3.0 V6	150 177 155 ORGA 11683		06.09	12.11 12.11 12.11	24.0711-5215.3	360317	2		Radsensor L=1259
	2.0 HDi 2.0 HDi 2.0 HDi 135 2.2 16V 2.7 HDi 3.0 HDi 3.0 V6	110 120 100 120 150 177 155		02.10 06.09 07.07 10.05 10.05 06.09 10.05	12.11 12.11 12.11 12.11 12.11 12.11 12.11	13.0460-2893.2 13.0470-2893.2	602893 LD2893			24135 17,7 /S 24135 17,7 /S LUC
	2.0 HDi 2.0 HDi 2.0 HDi 135 2.2 16V 2.7 HDi 3.0 HDi 3.0 V6	110 120 100 120 150 177 155		02.10 06.09 07.07 10.05 10.05 06.09 10.05	12.11 12.11 12.11 12.11 12.11 12.11 12.11	24.0112-0174.1	412174			290 12,0 10,0 +B
	2.0 HDi 2.0 HDi 2.0 HDi 135 2.2 16V 2.7 HDi 3.0 HDi 3.0 V6	120 100 100 120 150 177 155		06.09 07.07 06.09	12.11 12.11 12.11	24.0112-0162.1	412162			290 12,0 10,0 +S +B
	2.0 HDi 135 2.2 16V 2.7 HDi 3.0 V6	100 120 150 155	ORGA 11192 ORGA 11283 ORGA 11283 ORGA 11283	07.07 10.05 10.05 10.05		24.0710-2019.1	360226	2		Radsensor L=1762
	2.0 HDi 2.0 HDi 2.0 HDi 135 2.2 16V 2.7 HDi 3.0 HDi 3.0 V6	110 120 100 ORGA 11683 120 ORGA 11683 150 ORGA 11683 177 155 ORGA 11683		02.10 06.09 06.09	12.11 12.11 12.11 12.11 12.11 12.11 12.11	24.0711-5216.3	360318	2		Radsensor L=1762

PEUGEOT 505 (79-93)										
	1.8 2.0 2.0 Ti/STi 2.2 GTi 2.2 i 2.3 TD 2.5 D 2.5 TD			01.82 11.80 08.79 08.83 05.81 09.80 06.81 10.83	10.86 11.87 10.86 12.93 12.93 06.86 12.93 12.93	24.0113-0128.1	413128			273 13,0 10,7
	2.0 Ti/STi		1.132.381	08.79		03.0137-0198.2 03.0137-9082.2	650198 669082			255 x 47 HEB Einbausatz LUC
	1.8 2.0 Lim. 2.0 Ti/STi 2.2 i Lim. 2.3 TD 2.5 D Lim. 2.5 TD Lim.		1.132.382	01.82 11.80 05.81 09.80 06.81 10.83	10.86 10.86 12.93 06.86 12.93 12.93	03.0137-0198.2 03.0137-9082.2	650198 669082			255 x 47 HEB Einbausatz LUC
	2.0 Kombi 2.2 i Kombi 2.5 D Kombi 2.5 TD Kombi			04.82 01.86 08.83 10.85	11.87 12.93 12.93 12.93	03.0137-9082.2	669082			Einbausatz LUC

PEUGEOT 508 (10-)										
	1.6 HDi 1.6 HDi 1.6 THP 1.6 VTi 2.0 HDi 2.0 HDi 2.0 HDi AWC 2.2 HDi Hybrid4	82 84 115 88 103 120 120 150 147		11.10 02.12 11.10 11.10 11.10 11.10 11.10 11.10 06.12	+ Bremsscheibendurchm. 283 mm / + Bremsscheibendicke 26 mm ¹⁾ + Bremsscheibendurchm. 283 mm / + Bremsscheibendicke 26 mm ¹⁾ + Bremsscheibendurchm. 283 mm / + Bremsscheibendicke 26 mm ¹⁾ + Bremsscheibendurchm. 283 mm / + Bremsscheibendicke 26 mm ¹⁾ + Bremsscheibendurchm. 283 mm / + Bremsscheibendicke 26 mm ¹⁾ + Bremsscheibendurchm. 283 mm / + Bremsscheibendicke 26 mm ¹⁾ + Bremsscheibendurchm. 283 mm / + Bremsscheibendicke 26 mm ¹⁾ + Bremsscheibendurchm. 283 mm / + Bremsscheibendicke 26 mm ¹⁾ + Bremsscheibendurchm. 283 mm / + Bremsscheibendicke 26 mm ¹⁾	13.0460-7276.2	607276			25222 17,3 +/WK ATE
	1.6 HDi 1.6 HDi 1.6 THP 1.6 VTi 2.0 HDi 2.0 HDi 2.0 HDi AWC 2.2 HDi Hybrid4	82 84 115 88 103 120 120 150 147		11.10 02.12 11.10 11.10 11.10 11.10 11.10 11.10 06.12	+ Bremsscheibendurchm. 304 mm / + Bremsscheibendicke 28 mm ²⁾ + Bremsscheibendurchm. 304 mm / + Bremsscheibendicke 28 mm ²⁾ + Bremsscheibendurchm. 304 mm / + Bremsscheibendicke 28 mm ²⁾ + Bremsscheibendurchm. 304 mm / + Bremsscheibendicke 28 mm ²⁾ + Bremsscheibendurchm. 304 mm / + Bremsscheibendicke 28 mm ²⁾ + Bremsscheibendurchm. 304 mm / + Bremsscheibendicke 28 mm ²⁾ + Bremsscheibendurchm. 304 mm / + Bremsscheibendicke 28 mm ²⁾ + Bremsscheibendurchm. 304 mm / + Bremsscheibendicke 28 mm ²⁾ + Bremsscheibendurchm. 304 mm / + Bremsscheibendicke 28 mm ²⁾	13.0460-7277.2	607277			24332 18,3 +/WK ATE
	1.6 HDi 1.6 HDi 1.6 THP 1.6 VTi 2.0 HDi 2.0 HDi 2.0 HDi AWC 2.2 HDi Hybrid4	82 84 115 88 103 120 120 150 147		11.10 02.12 11.10 11.10 11.10 11.10 11.10 11.10 06.12	+ Bremsscheibendurchm. 340 mm / + Bremsscheibendicke 30 mm ³⁾ + Bremsscheibendurchm. 340 mm / + Bremsscheibendicke 30 mm ³⁾ + Bremsscheibendurchm. 340 mm / + Bremsscheibendicke 30 mm ³⁾ + Bremsscheibendurchm. 340 mm / + Bremsscheibendicke 30 mm ³⁾ + Bremsscheibendurchm. 340 mm / + Bremsscheibendicke 30 mm ³⁾ + Bremsscheibendurchm. 340 mm / + Bremsscheibendicke 30 mm ³⁾ + Bremsscheibendurchm. 340 mm / + Bremsscheibendicke 30 mm ³⁾ + Bremsscheibendurchm. 340 mm / + Bremsscheibendicke 30 mm ³⁾ + Bremsscheibendurchm. 340 mm / + Bremsscheibendicke 30 mm ³⁾	13.0460-7279.2	607279			25069 17,3 +/WE ATE

1) + br.disc diam. 283mm /+ br.disc thickness 26mm / + disco fr.diam. 283mm /+ disco fr.spessore 26mm / + disques fr.diam. 283mm /+ disques fr.épaisseur 26mm / + disco fr.diám. 283mm /+ disco fr.resesor 26mm
2) + br.disc diam. 304mm /+ br.disc thickness 28mm / + disco fr.diam. 304mm /+ disco fr.spessore 28mm / + disques fr.diam. 304mm /+ disques fr.épaisseur 28mm / + disco fr.diám. 304mm /+ disco fr.resesor 28mm
3) + br.disc diam. 340mm /+ br.disc thickness 30mm / + disco fr.diam. 340mm /+ disco fr.spessore 30mm / + disques fr.diam. 340mm /+ disques fr.épaisseur 30mm / + disco fr.diám. 340mm /+ disco fr.resesor 30mm





PEUGEOT 508 (10-)									
	1.6 HDi	82		11.10		24.0126-0121.1	426121		283 26,0 24,0 V L +S +B
	1.6 HDi	84		02.12					
	1.6 THP	115		11.10					
	1.6 VTi	88		11.10					
	2.0 HDi	103		11.10					
	2.0 HDi	120		11.10					
	2.0 HDi AWC	120		11.10					
	2.2 HDi	150		11.10					
	Hybrid4	147		06.12					
	1.6 HDi	82		11.10		24.0128-0216.1	428216		304 28,0 26,0 V +S +B
1.6 HDi	84		02.12						
1.6 THP	115		11.10						
1.6 VTi	88		11.10						
2.0 HDi	103		11.10						
2.0 HDi	120		11.10						
2.0 HDi AWC	120		11.10						
2.2 HDi	150		11.10						
Hybrid4	147		06.12						
	1.6 HDi	82		11.10		13.0460-7278.2	607278		25218 16,6 + ATE
	1.6 HDi	84		02.12					
	1.6 THP	115		11.10					
	1.6 VTi	88		11.10					
	2.0 HDi	103		11.10					
	2.0 HDi	120		11.10					
	2.0 HDi AWC	120		11.10					
	2.2 HDi	150		11.10					
	Hybrid4	147		06.12		13.0460-2761.2	602761		24922 17,5 /Zub/S LUC
	2.2 HDi	150		11.10		24.0112-0162.1	412162	+ elektrische Feststellbremse ¹⁾	290 12,0 10,0 +S +B
Hybrid4	147		06.12						
PEUGEOT 508 SW (10-)									
	1.6 HDi	82		11.10	+ Bremsscheibendurchm. 283 mm / + Bremsscheibendicke 26 mm ²⁾	13.0460-7276.2	607276		25222 17,3 +/WK ATE
	1.6 HDi	84		02.12	+ Bremsscheibendurchm. 283 mm / + Bremsscheibendicke 26 mm ²⁾				
	1.6 THP	115		11.10	+ Bremsscheibendurchm. 283 mm / + Bremsscheibendicke 26 mm ²⁾				
	1.6 VTi	88		11.10	+ Bremsscheibendurchm. 283 mm / + Bremsscheibendicke 26 mm ²⁾				
	2.0 HDi	103		11.10	+ Bremsscheibendurchm. 283 mm / + Bremsscheibendicke 26 mm ²⁾				
	2.0 HDi	120		11.10	+ Bremsscheibendurchm. 283 mm / + Bremsscheibendicke 26 mm ²⁾				
	2.0 HDi RXH Hybrid	147		12.11	+ Bremsscheibendurchm. 283 mm / + Bremsscheibendicke 26 mm ²⁾				
	2.2 HDi	150		11.10	+ Bremsscheibendurchm. 283 mm / + Bremsscheibendicke 26 mm ²⁾				
	1.6 HDi	82		11.10	+ Bremsscheibendurchm. 304 mm / + Bremsscheibendicke 28 mm ³⁾	13.0460-7277.2	607277		24332 18,3 +/WK ATE
	1.6 HDi	84		02.12	+ Bremsscheibendurchm. 304 mm / + Bremsscheibendicke 28 mm ³⁾				
1.6 THP	115		11.10	+ Bremsscheibendurchm. 304 mm / + Bremsscheibendicke 28 mm ³⁾					
1.6 VTi	88		11.10	+ Bremsscheibendurchm. 304 mm / + Bremsscheibendicke 28 mm ³⁾					
2.0 HDi	103		11.10	+ Bremsscheibendurchm. 304 mm / + Bremsscheibendicke 28 mm ³⁾					
2.0 HDi	120		11.10	+ Bremsscheibendurchm. 304 mm / + Bremsscheibendicke 28 mm ³⁾					
2.0 HDi RXH Hybrid	147		12.11	+ Bremsscheibendurchm. 304 mm / + Bremsscheibendicke 28 mm ³⁾					
2.2 HDi	150		11.10	+ Bremsscheibendurchm. 304 mm / + Bremsscheibendicke 28 mm ³⁾					
	1.6 HDi	82		11.10	+ Bremsscheibendurchm. 340 mm / + Bremsscheibendicke 30 mm ⁴⁾	13.0460-7279.2	607279		25069 17,3 +/WE ATE
	1.6 HDi	84		02.12	+ Bremsscheibendurchm. 340 mm / + Bremsscheibendicke 30 mm ⁴⁾				
	1.6 THP	115		11.10	+ Bremsscheibendurchm. 340 mm / + Bremsscheibendicke 30 mm ⁴⁾				
	1.6 VTi	88		11.10	+ Bremsscheibendurchm. 340 mm / + Bremsscheibendicke 30 mm ⁴⁾				
	2.0 HDi	103		11.10	+ Bremsscheibendurchm. 340 mm / + Bremsscheibendicke 30 mm ⁴⁾				
	2.0 HDi	120		11.10	+ Bremsscheibendurchm. 340 mm / + Bremsscheibendicke 30 mm ⁴⁾				
	2.0 HDi RXH Hybrid	147		12.11	+ Bremsscheibendurchm. 340 mm / + Bremsscheibendicke 30 mm ⁴⁾				
	2.2 HDi	150		11.10	+ Bremsscheibendurchm. 340 mm / + Bremsscheibendicke 30 mm ⁴⁾				
	1.6 HDi	82		11.10		24.0126-0121.1	426121		283 26,0 24,0 V L +S +B
	1.6 HDi	84		02.12					
1.6 THP	115		11.10						
1.6 VTi	88		11.10						
2.0 HDi	103		11.10						
2.0 HDi	120		11.10						
2.0 HDi RXH Hybrid	147		12.11						
2.2 HDi	150		11.10						
	1.6 HDi	82		11.10		24.0128-0216.1	428216		304 28,0 26,0 V +S +B
	1.6 HDi	84		02.12					
	1.6 THP	115		11.10					
	1.6 VTi	88		11.10					
	2.0 HDi	103		11.10					
	2.0 HDi	120		11.10					
	2.0 HDi RXH Hybrid	147		12.11					
	2.2 HDi	150		11.10					
	1.6 HDi	82		11.10		13.0460-7278.2	607278		25218 16,6 + ATE
	1.6 HDi	84		02.12					
1.6 THP	115		11.10						
1.6 VTi	88		11.10						
2.0 HDi	103		11.10						
2.0 HDi	120		11.10						
2.2 HDi	150		11.10						
2.0 HDi RXH Hybrid	147		12.11		13.0460-2761.2	602761	elektrische Feststellbremse ⁵⁾	24922 17,5 /Zub/S LUC	
2.2 HDi	150		11.10		24.0112-0162.1	412162	+ elektrische Feststellbremse ¹⁾	290 12,0 10,0 +S +B	
2.0 HDi RXH Hybrid	147		12.11		24.0112-0162.1	412162	+ elektrische Feststellbremse ¹⁾	290 12,0 10,0 +S +B	

¹⁾ + electric parking brake / + freno a mano elettrico / + frein à main électrique / + freno de mano eléctrico



















²⁾ + br.disc diam. 283mm / + br.disc thickness 26mm / + disco fr.diam. 283mm / + disco fr.spessore 26mm / + disques fr.diam. 283mm / + disques fr.épaisseur 26mm / + disco fr.diam. 283mm / + disco fr.respor 26mm





















³⁾ + br.disc diam. 304mm / + br.disc thickness 28mm / + disco fr.diam. 304mm / + disco fr.spessore 28mm / + disques fr.diam. 304mm / + disques fr.épaisseur 28mm / + disco fr.diam. 304mm / + disco fr.respor 28mm





























⁴⁾ + br.disc diam. 340mm / + br.disc thickness 30mm / + disco fr.diam. 340mm / + disco fr.spessore 30mm / + disques fr.diam. 340mm / + disques fr.épaisseur 30mm / + disco fr.diam. 340mm / + disco fr.respor 30mm

























⁵⁾ electric parking brake / fr.di stazionamento elettrico / frein à main électrique / freno de mano eléctrico

PEUGEOT 605 (90-99)		kW		
	2.0		S 90807683	04.90	- (D)	13.0460-3902.2	603902			21299	17,0 +/WK	BDX							
	2.0 i	89	S 90807683	04.90		13.0460-0206.2	610206			Einbausatz	BDX								
	2.0 Turbo	104	S 90807683	12.92															
	2.1 D	60	S 90807683	04.90															
	2.1 TD	80	S 90807683	10.90															
	3.0 V6	123	S 90807683	04.90															
	3.0 V6	147	S 90807683	04.90															
	2.0		S 90807684	12.99	- (D)	13.0460-3948.2	603948			21508	17,0 +/WK	BDX							
	2.0 16V	97		09.94	12.99														
	2.0 i	89	S 90807684	12.99															
2.0 Turbo	104	S 90807684	08.94																
2.0 Turbo	108		09.94	12.99															
2.1 D	60	S 90807684	08.94																
2.1 TD	80	S 90807684	12.99																
2.5 TD	95		09.94	12.99															
3.0 V6	123	S 90807684	12.99																
3.0 V6	147	S 90807684	12.99																
	2.0		S 90807683	04.90	- (D)	24.0122-0141.1	422141			276	22,0 20,0 V								
	2.0 i	89	S 90807683	04.90															
	2.0 Turbo	104	S 90807683	12.92															
	2.1 D	60	S 90807683	04.90															
	2.1 TD	80	S 90807683	10.90															
	3.0 V6	123	S 90807683	04.90															
	3.0 V6	147	S 90807683	04.90															
	2.0		S 90807684	12.99	- (D)	24.0126-0100.1	426100			283	26,0 24,0 V L								
	2.0 16V	97		09.94	12.99														
	2.0 i	89	S 90807684	12.99															
2.0 Turbo	104	S 90807684	08.94																
2.0 Turbo	108		09.94	12.99															
2.1 D	60	S 90807684	08.94																
2.1 TD	80	S 90807684	12.99																
2.5 TD	95		09.94	12.99															
3.0 V6	123	S 90807684	12.99																
3.0 V6	140		04.97	12.99															
3.0 V6	147	S 90807684	12.99		24.0128-0195.1	428195			295	28,0 26,0 V									
	2.0		S 91036112	04.90	- (D)	13.0460-4014.2	604014			21278	16,4 +/WK	ATE							
	2.0 16V	97	S 91036112	09.94		13.0460-0409.2	610409			Einbausatz	ATE								
	2.0 i	89	S 91036112	04.90															
	2.0 Turbo	104		12.92	08.94														
	2.0 Turbo	108	S 91036112	09.94															
	2.1 D	60		04.90	08.94														
	2.1 TD	80	S 91036112	10.90															
	2.5 TD	95	S 91036112	09.94															
	3.0 V6	123	S 91036112	04.90															
	3.0 V6	147	S 91036112	04.90															
	2.0		S 91036113	12.99	- (D)	13.0460-7107.2	607107			21278	16,4	ATE							
	2.0 16V	97	S 91036113	12.99															
	2.0 i	89	S 91036113	12.99															
	2.0 Turbo	108	S 91036113	12.99															
	2.1 TD	80	S 91036113	12.99															
	2.5 TD	95	S 91036113	12.99															
	3.0 V6	123	S 91036113	12.99															
	3.0 V6	140		04.97	12.99														
	3.0 V6	147	S 91036113	12.99															
		2.0			04.90	12.99	- (D)	24.0110-0231.1	410231			290	10,0 8,0						
2.0 16V		97		09.94	12.99														
2.0 i		89		04.90	12.99														
2.0 Turbo		104		12.92	08.94														
2.0 Turbo		108		09.94	12.99														
2.1 D		60		04.90	08.94														
2.1 TD		80		10.90	12.99														
2.5 TD		95		09.94	12.99														
3.0 V6		123		04.90	12.99														
3.0 V6		140		04.97	12.99														
3.0 V6	147		04.90	12.99															
	2.0			04.90	12.99	- (D)	03.0137-0409.2	650409			186 x 20								
	2.0 16V	97		09.94	12.99		03.0137-9253.2	669253			Einbausatz								
	2.0 i	89		04.90	12.99														
	2.0 Turbo	104		12.92	08.94														
	2.0 Turbo	108		09.94	12.99														
	2.1 D	60		04.90	08.94														
	2.1 TD	80		10.90	12.99														
	2.5 TD	95		09.94	12.99														
	3.0 V6	123		04.90	12.99														
	3.0 V6	140		04.97	12.99														
3.0 V6	147		04.90	12.99															
PEUGEOT 607 (00-10)																			
	2.0	100		02.00	11.04	13.0460-2844.2	602844			21674	19,4 +/WK/S	LUC							
	2.0 HDi	79		03.01	07.04														
	2.0 HDi	80		05.00	11.04														
	2.2 16V	116		02.00	11.04														
	2.2 HDi	98		02.00	11.04														
	3.0 V6 24V	152		02.00	11.04	13.0460-4972.2	604972			23575	16,0 +/WK/Zub	BRE							
	2.0	100		12.04	12.10	13.0460-2892.2	602892			24133	18,6 +/WK/Zub/S	LUC							
	2.0 HDi	80		12.04	12.10	13.0470-2892.2	LD2892			24133	18,6 +/WK/Zub/S	LUC							
	2.0 HDi	100		09.05	12.10														

								
PEUGEOT 607 (00-10)								
	2.2 16V 2.2 16V 2.2 HDi 2.2 HDi 2.7 HDi 24V 3.0 V6 24V	116 120 98 125 150 155		12.04 09.05 12.04 12.04 05.06 12.04 03.04	12.10 12.10 12.10 12.10 12.10 12.10 12.10	13.0460-2892.2 13.0470-2892.2	602892 LD2892	24133 18,6 +WK/Zub/S LUC 24133 18,6 +WK/Zub/S LUC
	2.0 2.0 HDi 2.0 HDi 2.2 16V 2.2 HDi 3.0 V6 24V	100 79 80 116 98 152		02.00 03.01 05.00 02.00 02.00	11.04 07.04 11.04 11.04 11.04 11.04	24.0126-0121.1	426121	283 26,0 24,0 V L +S +B
	3.0 V6 24V	152		02.00	11.04	24.0132-0152.1	432152	309 32,0 30,0 V
	2.0 2.0 HDi 2.0 HDi 2.2 16V 2.2 16V 2.2 HDi 2.2 HDi 2.7 HDi 24V 3.0 V6 24V	100 80 100 116 120 98 125 150 155		12.04 12.04 09.05 12.04 09.05 12.04 05.06 12.04 03.04	12.10 12.10 12.10 12.10 12.10 12.10 12.10 12.10 12.10	24.0130-0181.1	430181	330 30,0 28,0 V +S +B
	2.0 2.0 HDi 2.0 HDi 2.2 16V 2.2 HDi 3.0 V6 24V	100 79 80 116 98 152		02.00 03.01 05.00 02.00 02.00	11.04 07.04 11.04 11.04 11.04 11.04	13.0460-7134.2 13.0460-0409.2	607134 610409	21278 16,4 Einbausatz ATE ATE
	2.0 2.0 HDi 2.0 HDi 2.2 16V 2.2 16V 2.2 HDi 2.2 HDi 2.7 HDi 24V 3.0 V6 24V	100 80 100 116 120 98 125 150 155		12.04 12.04 09.05 12.04 09.05 12.04 05.06 12.04 03.04	12.10 12.10 12.10 12.10 12.10 12.10 12.10 12.10 12.10	13.0460-2893.2 13.0470-2893.2	602893 LD2893	24135 17,7 /S 24135 17,7 /S LUC LUC
	2.0 2.0 HDi 2.0 HDi 2.2 16V 2.2 HDi 3.0 V6 24V	100 79 80 116 98 152		02.00 03.01 05.00 02.00 02.00	11.04 07.04 11.04 11.04 11.04 11.04	24.0110-0272.1	410272	290 10,0 8,0
	2.0 2.0 HDi 2.0 HDi 2.2 16V 2.2 16V 2.2 HDi 2.2 HDi 2.7 HDi 24V 3.0 V6 24V	100 80 100 116 120 98 125 150 155		12.04 12.04 09.05 12.04 09.05 12.04 05.06 12.04 03.04	12.10 12.10 12.10 12.10 12.10 12.10 12.10 12.10 12.10	24.0112-0162.1	412162	290 12,0 10,0 +S +B
	2.0 2.0 HDi 2.0 HDi 2.2 16V 2.2 HDi 3.0 V6 24V	100 79 80 116 98 152		02.00 03.01 05.00 02.00 02.00	11.04 07.04 11.04 11.04 11.04 11.04	03.0137-4010.2 03.0137-9249.2	654010 669249	180 x 30 /Zub Einbausatz
PEUGEOT 806 (94-02)								
	1.8 i 1.9 TD 2.0 16V 2.0 HDi 2.0 i 2.0 Turbo 2.1 TD	73 80 89 108 80		10.96 07.95 10.98 08.99 08.94 08.94 06.96	06.02 06.02 06.02 06.02 06.02 06.02 06.02	13.0460-3957.2 13.0460-2978.2	603957 602978	23042 19,0 /WK/Zub BDX 21801 19,0 +WK/S LUC
	1.8 i 1.9 TD 2.0 16V 2.0 HDi 2.0 i 2.0 Turbo 2.1 TD	73 80 89 108 80		10.96 07.95 10.98 08.99 08.94 08.94 06.96	06.02 06.02 06.02 06.02 06.02 06.02 06.02	24.0120-0155.1 24.0126-0104.1	420155 426104	258 20,0 18,2 V L +B 281 26,0 24,2 V +B
	1.8 i 1.9 TD 2.0 16V 2.0 HDi 2.0 i 2.0 Turbo 2.1 TD	73 80 89 108 80		10.96 07.95 10.98 08.99 08.94 08.94 06.96	06.02 + ABS 06.02 + ABS 06.02 06.02 + ABS 06.02 + ABS 06.02 06.02	13.0460-7061.2	607061	21275 17,0 +WK ATE
	1.8 i 1.9 TD 2.0 16V 2.0 HDi 2.0 i	73 80 89		10.96 07.95 10.98 08.99 08.94	06.02 + ABS 06.02 + ABS 06.02 06.02 + ABS 06.02 + ABS	24.0110-0218.1	410218	295 10,0 8,0 +B

								
PEUGEOT 806 (94-02)								
	2.0 Turbo 2.1 TD	108 80		08.94 06.96	06.02 06.02		24.0110-0218.1 410218	295 10,0 8,0 +B
	1.8 i 1.9 TD 2.0 HDi 2.0 i	73 80 89		10.96 07.95 08.99 08.94	06.02 06.02 06.02 06.02	- ABS - ABS - ABS - ABS	03.0137-0314.2 03.0137-9208.2	650314 669208
	1.8 i 1.9 TD 2.0 HDi 2.0 i	73 80 89		10.96 07.95 08.99 08.94	06.02 06.02 06.02 06.02	- ABS - ABS - ABS - ABS	24.0225-5003.1	480066
	1.8 i 1.9 TD 2.0 HDi 2.0 i	73 80 89		10.96 07.95 08.99 08.94	06.02 06.02 06.02 06.02	- ABS - ABS - ABS - ABS	03.0520-2619.3	692619
	1.8 i 1.9 TD 2.0 16V 2.0 HDi 2.0 i 2.0 Turbo 2.1 TD	73 80 89 108 80		10.96 07.95 10.98 08.99 08.94 08.94 06.96	06.02 06.02 06.02 06.02 06.02 06.02 06.02		03.0137-4018.2 03.0137-9249.2	654018 669249
PEUGEOT 807 (02-)								
	2.0 16V 2.0 16V 2.0 HDi 2.0 HDi 2.0 HDi 2.0 HDi 2.2 16V 2.2 HDi 2.0 HDi 2.2 HDi 3.0 V6	100 103 79 80 88 100 116 94 120 125 150		06.02 09.05 06.02 04.04 11.06 06.06 06.02 06.02 06.09 01.07 06.02			13.0460-2863.2 13.0460-2752.2 13.0460-4995.2	602863 602752 604995
	2.0 16V 2.0 16V 2.0 HDi 2.0 HDi 2.0 HDi 2.0 HDi 2.2 16V 2.2 HDi 2.2 HDi 3.0 V6	100 103 79 80 88 100 116 94 125 150		06.02 09.05 06.02 04.04 11.06 06.06 06.09 06.02 06.02 10.07 06.02			24.0128-0136.1 24.0328-0136.1 24.0132-0126.1	428136 528136 432126
	2.0 16V 2.0 16V 2.0 HDi 2.0 HDi 2.0 HDi 2.0 HDi 2.2 16V 2.2 HDi 2.2 HDi 3.0 V6	100 103 79 80 88 100 116 94 125 150		06.02 09.05 06.02 04.04 11.06 06.06 06.09 06.02 06.02 10.07 06.02			13.0460-2819.2 13.0460-0072.2	602819 610072
	2.0 16V 2.0 16V 2.0 HDi 2.0 HDi 2.0 HDi 2.0 HDi 2.2 16V 2.2 HDi 2.2 HDi 3.0 V6	100 103 79 80 88 100 116 94 125 150		06.02 09.05 06.02 04.04 11.06 06.06 06.09 06.02 06.02 10.07 06.02			24.0112-0156.1	412156
	2.0 16V 2.0 16V 2.0 HDi 2.0 HDi 2.0 HDi 2.0 HDi 2.2 16V 2.2 HDi 2.2 HDi 3.0 V6	100 103 79 80 88 100 116 94 125 150		06.02 09.05 06.02 04.04 11.06 06.06 06.09 06.02 06.02 10.07 06.02			24.0711-6066.3	360130
PEUGEOT 1007 (05-11)								
	1.4 1.4 16V 1.4 HDi 1.6 16V	54 65 50 80		04.05 10.05 04.05 04.05	02.11 02.11 02.11 02.11		13.0460-3994.2 13.0470-3994.2	603994 LD3994
								23599 19,0 /Zub/S 23599 19,0 /Zub/S
								BOS BOS

									
PEUGEOT 1007 (05-11)									
	1.6 HDi 110	80		04.07	02.11			13.0460-3966.2 603966 13.0470-3966.2 LD3966	23600 19,4 /Zub/S BOS 23600 19,4 /Zub/S BOS
	1.4 1.4 16V 1.4 HDi 1.6 16V 1.6 HDi 110	54 65 50 80 80		04.05 10.05 04.05 04.05 04.07	02.11 02.11 02.11 02.11 02.11			24.0122-0194.1 422194 24.0126-0120.1 426120	266 22,0 20,0 V +S +B 283 26,0 24,0 V +S +B
	1.4 1.4 16V 1.4 HDi 1.6 16V 1.6 HDi 110	54 65 50 80 80		04.05 10.05 04.05 04.05 04.07	02.11 02.11 02.11 02.11 02.11			24.0711-5124.3 360066	2  Radsensor L=1120
	1.6 16V 1.6 HDi 110	80 80		04.05 04.07	02.11 02.11			13.0460-2823.2 602823 13.0470-2823.2 LD2823	23554 17,2 /S LUC 23554 17,2 /S LUC
	1.6 16V 1.6 HDi 110	80 80		04.05 04.07	02.11 02.11			24.0109-0137.1 409137	247 9,0 8,0 +S +B
	1.4 1.4 16V 1.4 HDi 1.6 16V 1.6 HDi 110	54 65 50 80 80		04.05 10.05 04.05 04.05 04.07	02.11 02.11 02.11 02.11 02.11			24.0711-5093.3 360063	2  Radsensor L=757
	1.4 1.4 16V 1.4 HDi	54 65 50		04.05 10.05 04.05	02.11 02.11 02.11			03.0137-0439.2 650439 03.0137-0426.2 650426 03.0137-9281.2 669281 03.0137-9267.2 669267	203 x 39 HEB 203 x 38 HEB LUC Einbausatz Einbausatz LUC
	1.4 1.4 16V 1.4 HDi	54 65 50		04.05 10.05 04.05	02.11 02.11 02.11			24.0220-3029.1 480179 24.0220-3729.2 480217	203/204,5 x 42 - Lager 203/204,5 x 42 + Lager
	1.4 1.4 16V 1.4 HDi	54 65 50		04.05 10.05 04.05	02.11 02.11 02.11			03.0520-8520.3 698520 03.0520-7620.3 697620	20,64/203x39 TopKit BOS 20,64/203x38 TopKit LUC
PEUGEOT 2008 (13-)									
	1.2 VTi 82 1.4 HDi 68 1.6 e-HDi 115 1.6 e-HDi 92 1.6 VTi 120	60 50 84 68 88		03.13 03.13 03.13 03.13 03.13				24.0122-0194.1 422194 24.0126-0120.1 426120	266 22,0 20,0 V +S +B 283 26,0 24,0 V +S +B
	1.2 VTi 82 1.4 HDi 68 1.6 e-HDi 115 1.6 e-HDi 92 1.6 VTi 120	60 50 84 68 88		03.13 03.13 03.13 03.13 03.13				24.0711-5256.3 360320	2  Radsensor L=1029
	1.2 VTi 82 1.4 HDi 68 1.6 e-HDi 115 1.6 e-HDi 92 1.6 VTi 120	60 50 84 68 88		03.13 03.13 03.13 03.13 03.13				13.0460-2740.2 602740 13.0470-2740.2 LD2740	23554 17,2 /Zub/S LUC 23554 17,2 /Zub/S LUC
	1.2 VTi 82 1.4 HDi 68 1.6 e-HDi 115 1.6 e-HDi 92 1.6 VTi 120	60 50 84 68 88		03.13 03.13 03.13 03.13 03.13				24.0109-0100.2 409100	249 9,0 7,0
PEUGEOT 3008 (09-)									
	1.6 HDi 1.6 HDi 1.6 VTi 1.6 THP 2.0 HDi 2.0 HDi 2.0 Hybrid4	80 82 88 100 120		06.09 08.10 06.09 06.09 06.09 09.11 02.11				13.0460-3847.2 603847 13.0470-3847.2 LD3847 13.0460-7202.2 607202 13.0470-7202.2 LD7202 13.0460-7230.2 607230 13.0470-7230.2 LD7230	24660 17,8 /Zub/S BOS 24660 17,8 /Zub/S BOS 23589 19,1 + ATE 23589 19,1 + ATE 24557 19,4 + ATE 24557 19,4 + ATE
	1.6 HDi 1.6 HDi 1.6 HDi 115 1.6 VTi 1.6 THP 2.0 HDi 2.0 HDi 2.0 Hybrid4	80 82 84 88 100 120		06.09 08.10 11.12 06.09 06.09 06.09 09.11 02.11				24.0126-0120.1 426120 24.0126-0159.1 426159	283 26,0 24,0 V +S +B 302 26,0 24,0 V +S +B
	1.6 HDi 1.6 HDi 1.6 HDi 115 1.6 THP 1.6 VTi 2.0 HDi 2.0 Hybrid4	80 82 84 88 120		06.09 08.10 11.12 06.09 06.09 06.09 02.11				13.0460-2761.2 602761	24922 17,5 /Zub/S LUC

								
PEUGEOT 4007 (07-12)								
	2.0 2.0 4x4 2.2 HDi 4x4 2.4 16V 4x4	108 108 115 125		11.10 11.10 02.07 07.07	11.12 11.12 11.12 11.12	13.0460-5958.2 605958		21363 15,8 +/WK AKE
	2.0 2.0 4x4 2.2 HDi 4x4 2.4 16V 4x4	108 108 115 125		11.10 11.10 02.07 07.07	11.12 11.12 11.12 11.12	24.0124-0215.1 424215		294 24,0 22,4 V +B
	2.0 2.0 4x4 2.2 HDi 4x4 2.4 16V 4x4	108 108 115 125		11.10 11.10 02.07 07.07	11.12 11.12 11.12 11.12	13.0460-5855.2 13.0460-0137.2 605855 610137		23582 16,0 + Einbausatz
	2.2 HDi 4x4 2.4 16V 4x4	115 125		02.07 07.07	11.12 11.12	24.0110-0330.1 410330		302 10,0 8,4 +B
	2.0 2.0 4x4	108 108		11.10 11.10	11.12 11.12	24.0110-0360.1 410360		302 10,0 8,4 +B
	2.2 HDi 4x4 2.4 16V 4x4	115 125		02.07 07.07	11.12 11.12	03.0137-3015.2 03.0137-9307.2 653015 669307		199 x 30 Einbausatz
	2.0 2.0 4x4	108 108		11.10 11.10	11.12 11.12	03.0137-9307.2 669307		Einbausatz
PEUGEOT 4008 (12-)								
	1.6 2.0	85 113		04.12 04.12		13.0460-5760.2 605760		23584 16,4 /WK AKE
	1.6 HDi AWC 1.8 HDi AWC	84 110		04.12 04.12		13.0460-5760.2 605760		23584 16,4 /WK AKE
	1.6 1.6 HDi AWC 1.8 HDi AWC 2.0	85 84 110 113		04.12 04.12 04.12 04.12		24.0126-0170.1 426170		294 26,0 24,4 V +B
	1.6 1.6 HDi AWC 1.8 HDi AWC 2.0	85 84 110 113	ORGA 13114 ORGA 13114 ORGA 13114 ORGA 13114	04.12 04.12 04.12 04.12		13.0460-5855.2 605855		23582 16,0 +
	1.6 1.6 HDi AWC 1.8 HDi AWC 2.0	85 84 110 113	ORGA 13114 ORGA 13114 ORGA 13114 ORGA 13114	04.12 04.12 04.12 04.12		24.0110-0360.1 410360		302 10,0 8,4 +B
PEUGEOT 5008 (09-)								
	1.6 16V 1.6 HDi 1.6 HDi 1.6 HDi 115	88 80 82 84		09.09 09.09 08.10 11.12		13.0460-7229.2 13.0470-7229.2 607229 LD7229		24538 18,5 + 24538 18,5 + ATE ATE
	1.6 16V 2.0 HDi 2.0 HDi 2.0 HDi	115 100 110 120		09.09 02.12 09.09 09.09		13.0460-7230.2 13.0470-7230.2 607230 LD7230		24557 19,4 + 24557 19,4 + ATE ATE
	1.6 16V 1.6 HDi 1.6 HDi 1.6 HDi 115	88 80 82 84		09.09 09.09 08.10 11.12		24.0126-0120.1 426120		283 26,0 24,0 V +S +B
	1.6 16V 2.0 HDi 2.0 HDi 2.0 HDi	115 100 110 120		09.09 02.12 09.09 09.09		24.0126-0159.1 426159		302 26,0 24,0 V +S +B
	1.6 16V 1.6 16V 1.6 HDi 1.6 HDi 1.6 HDi 115 2.0 HDi 2.0 HDi 2.0 HDi	88 115 80 82 84 100 110 120		09.09 09.09 09.09 08.10 11.12 02.12 09.09 09.09		13.0460-2761.2 602761		24922 17,5 /Zub/S LUC
PEUGEOT BIPPER (08-)								
	1.4 HDi 1.4 i 1.3 HDi 75	50 54 55		02.08 02.08 10.10		13.0460-3818.2 603818		23706 18,1 +/WK/S BOS
	1.4 HDi 1.3 HDi 75 1.4 HDi 1.4 i	50 55 50 54		02.08 10.10 02.08 02.08	+ automatisiertes Schaltgetriebe ¹⁾ + Schaltgetriebe ²⁾	24.0122-0147.1 24.0122-0197.1 422147 422197		284 22,0 20,2 V +B 258 22,0 20,2 V +B
	1.4 HDi 1.4 i 1.3 HDi 75 1.4 HDi	50 54 55 50		10.10 02.08 10.10 02.08		03.0137-0479.2 650479		203 x 38 HEB AP
	1.4 i	54		02.08		24.0220-2001.1 480307		203/204,7 x 48,5
	1.4 HDi 1.4 i	50 54		10.10 02.08		03.0520-9220.3 699220		20,64/203x38 TopKit AP

¹⁾ + autom.manual transmission / + scatola camb.velocità autom. / + transm.mécanique autom. / + cambio de velocidad autom.














²⁾ + manual transmission / + scatola cambio velocità / + transmission mécanique / + cambio de velocidad

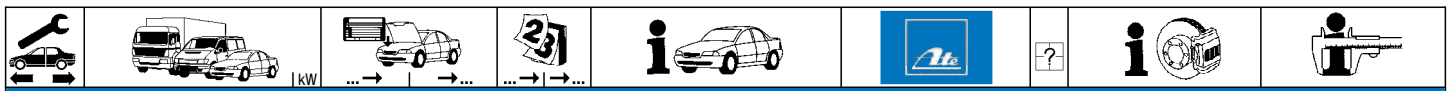


PEUGEOT BOXER Bus (94-02)

	1.9 D (10)	51		02.94	12.99	13.0460-2976.2	602976			21797 19,7 +/WK/S	LUC							
	1.9 TD (10/14)	66		08.94	12.99													
	1.9 TD (10/14)	68		02.94	12.99													
	2.0 i (10/14)	80		02.94	12.99													
	2.5 D (14)	63		08.94	12.99													
	2.5 TD (14)	76		08.94	12.99													
	2.5 TDi (14)	79		01.97	12.99													
	1.9 D (10)	51		01.00	10.01	13.0460-2850.2	602850			23602 19,7 +/WK/S	LUC							
	1.9 TD (10/14)	66		01.00	10.01													
	1.9 TD (10/14)	68		01.00	10.01													
	2.0 i (10/14)	80		01.00	10.01													
	2.5 D (14)	63		01.00	10.01													
	2.5 TD (14)	76		01.00	10.01													
	2.5 TDi (14)	79		01.00	10.01													
	2.8 HDi (14)	94		11.00	10.01													
		1.9 D (10)	51		11.01							03.02	13.0460-4978.2	604978			23917 19,3 +/WK/Zub	BRE
		1.9 TD (10/14)	66		11.01							03.02						
1.9 TD (10/14)		68		11.01	03.02													
2.0 i (10/14)		80		11.01	03.02													
2.5 D (14)		63		11.01	03.02													
2.5 TD (14)		76		11.01	03.02													
2.5 TDi (14)		79		11.01	03.02													
2.8 HDi (14)		94		11.01	03.02													
	2.0 i (18)	80		02.94	12.99	13.0460-2977.2	602977			21799 19,7 +/WK/S	LUC							
	2.5 D (18)	63		08.94	12.99													
	2.5 TD (18)	76		08.94	12.99													
	2.5 TDi (18)	79		01.97	12.99													
	2.8 HDi (18)	94		11.00	10.01													
	2.0 i (18)	80		01.00	10.01	13.0460-2852.2	602852			23603 19,7 +/WK/S	LUC							
	2.5 D (18)	63		01.00	10.01													
	2.5 TD (18)	76		01.00	10.01													
	2.5 TDi (18)	79		01.00	10.01													
	2.8 HDi (18)	94		11.00	10.01													
	2.0 i (18)	80		11.01	03.02							13.0460-4979.2	604979			23919 19,3 +/WK/Zub	BRE	
	2.5 D (18)	63		11.01	03.02													
2.5 TD (18)	76		11.01	03.02														
2.5 TDi (18)	79		11.01	03.02														
	2.8 HDi (18)	94		11.01	03.02	24.0118-0108.1	418108			280 18,0 15,9 +B								
	1.9 D (10)	51		02.94	03.02													
	1.9 TD (10/14)	66		08.94	03.02													
	1.9 TD (10/14)	68		02.94	03.02													
	2.0 i (10/14)	80		02.94	03.02													
	2.5 D (14)	63		08.94	03.02													
	2.5 TD (14)	76		08.94	03.02							24.0124-0127.1	424127			280 24,0 21,9 V +B		
2.5 TDi (14)	79		01.97	03.02														
2.8 HDi (14)	94		11.00	03.02	24.0124-0138.1	424138			300 24,0 21,9 V +B									
2.0 i (18)	80		02.94	03.02														
2.5 D (18)	63		08.94	03.02														
2.5 TD (18)	76		08.94	03.02														
2.5 TDi (18)	79		01.97	03.02														
	1.9 D (10)	51		11.01	03.02	13.0460-4980.2	604980			23921 20,3 /Zub	BRE							
	1.9 TD (10/14)	66		11.01	03.02													
	1.9 TD (10/14)	68		11.01	03.02													
	2.0 i (10/14/18)	80		11.01	03.02													
	2.5 D (14/18)	63		11.01	03.02													
	2.5 TD (14/18)	76		11.01	03.02													
	2.5 TDi (14/18)	79		11.01	03.02													
	2.8 HDi (14/18)	94		11.01	03.02													
	1.9 D (10)	51		11.01	03.02	24.0116-0124.1	416124			280 16,0 14,2 +B								
	1.9 TD (10/14)	66		11.01	03.02													
	1.9 TD (10/14)	68		11.01	03.02													
	2.0 i (10/14)	80		11.01	03.02													
	2.5 D (14)	63		11.01	03.02													
	2.5 TD (14)	76		11.01	03.02													
	2.5 TDi (14)	79		11.01	03.02													
	2.8 HDi (14)	94		11.01	03.02													
	2.0 i (18)	80		11.01	03.02							24.0116-0125.1	416125			280 16,0 14,2 +B		
	2.5 D (18)	63		11.01	03.02													
2.5 TD (18)	76		11.01	03.02														
2.5 TDi (18)	79		11.01	03.02														
	2.8 HDi (18)	94		11.01	03.02	03.0137-0333.2	650333			254 x 57 HEB	LUC							
	1.9 D (10)	51		02.94	10.01													
	1.9 TD (10/14)	66		08.94	10.01													
	1.9 TD (10/14)	68		02.94	10.01													
	2.0 i (10/14)	80		02.94	10.01													
	2.5 D (14)	63		08.94	10.01													
	2.5 TD (14)	76		08.94	10.01													
	2.5 TDi (14)	79		01.97	10.01													
2.8 HDi (14)	94		11.00	10.01														
	1.9 D (10)	51		11.01	03.02	03.0137-0432.2	650432		- Quick Fit	254 x 57 HEB	AP							
	1.9 TD (10/14)	66		11.01	03.02													
	1.9 TD (10/14)	68		11.01	03.02													
	2.0 i (10/14)	80		11.01	03.02													
	2.5 D (14)	63		11.01	03.02													
	2.5 TD (14)	76		11.01	03.02													
	2.5 TDi (14)	79		11.01	03.02													
	2.8 HDi (14)	94		11.01	03.02													
	03.0137-9285.2											669285			Einbausatz	AP		
	1.9 D (10)	51		11.01	03.02													











	 kW									
PEUGEOT BOXER Bus (94-02)										
	2.8 HDi (14)	94		11.01	03.02	03.0137-0432.2	650432	- Quick Fit	254 x 57 HEB	AP
	2.0 i (18)	80		02.94	10.01	03.0137-9285.2	669285		Einbausatz	AP
	2.5 D (18)	63		08.94	10.01	03.0137-0334.2	650334		254 x 57 HEB	LUC
	2.5 TD (18)	76		08.94	10.01	03.0137-9219.2	669219		Einbausatz	LUC
	2.5 TDi (18)	79		01.97	10.01					
2.8 HDi (18)	94		11.00	10.01						
	1.9 D (10)	51		02.94	03.02	24.0225-4002.1	480048		254/255 x 63,5	
	1.9 TD (10/14)	66		08.94	03.02					
	1.9 TD (10/14)	68		02.94	03.02					
	2.0 i (10/14)	80		02.94	03.02					
	2.5 D (14)	63		08.94	03.02					
	2.5 TD (14)	76		08.94	03.02					
	2.5 TDi (14)	79		01.97	03.02					
	2.8 HDi (14)	94		11.00	03.02					
	2.0 i (18)	80		02.94	10.01	24.0225-4005.1	480070		254/255,6 x 65	
	2.5 D (18)	63		08.94	10.01					
2.5 TD (18)	76		08.94	10.01						
2.5 TDi (18)	79		01.97	10.01						
2.8 HDi (18)	94		11.00	10.01						
	1.9 D (10)	51		02.94	10.01	03.0520-0925.3	690925		25,40/254x57 TopKit	LUC
	1.9 TD (10/14)	66		08.94	10.01					
	1.9 TD (10/14)	68		02.94	10.01					
	2.0 i (10/14)	80		02.94	10.01					
	2.5 D (14)	63		08.94	10.01					
	2.5 TD (14)	76		08.94	10.01	03.0520-0226.3	690226		26,99/254x57 TopKit	LUC
	2.5 TDi (14)	79		01.97	10.01					
	2.8 HDi (14)	94		11.00	10.01					
	1.9 D (10)	51		11.01	03.02	03.0520-0326.3	690326	+ Quick Fit	26,99/254x57 TopKit	AP
	1.9 TD (10/14)	66		11.01	03.02					
1.9 TD (10/14)	68		11.01	03.02						
2.0 i (10/14)	80		11.01	03.02						
2.5 D (14)	63		11.01	03.02						
2.5 TD (14)	76		11.01	03.02						
2.5 TDi (14)	79		11.01	03.02						
2.8 HDi (14)	94		11.01	03.02						
2.0 i (18)	80		02.94	10.01	03.0520-0728.3	690728		28,57/254x57 TopKit	LUC	
2.5 D (18)	63		08.94	10.01						
2.5 TD (18)	76		08.94	10.01						
2.5 TDi (18)	79		01.97	10.01						
2.8 HDi (18)	94		11.00	10.01						
PEUGEOT BOXER Kasten (94-02)										
	1.9 D (10)	50		07.99	12.99	13.0460-2976.2	602976		21797 19,7 +/WK/S	LUC
	1.9 D (10)	51		02.94	12.99					
	1.9 TD (10/14)	66		07.99	12.99					
	1.9 TD (10/14)	68		02.94	12.99					
	2.0 i (10/14)	80		02.94	12.99					
	2.5 D (14)	63		02.94	12.99					
	2.5 TD (14)	76		02.94	12.99					
	2.5 TDi (14)	79		01.97	12.99					
	1.9 D (10)	50		01.00	10.01	13.0460-2850.2	602850		23602 19,7 +/WK/S	LUC
	1.9 D (10)	51		01.00	10.01					
1.9 TD (10/14)	66		01.00	10.01						
1.9 TD (10/14)	68		01.00	10.01						
2.0 HDi (10/14)	62		08.01	10.01						
2.0 i (10/14)	80		01.00	10.01						
2.5 D (14)	63		01.00	10.01						
2.5 TD (14)	76		01.00	10.01						
2.5 TDi (14)	79		01.00	10.01						
2.8 HDi (14)	94		11.00	10.01						
1.9 D (10)	50		11.01	03.02	13.0460-4978.2	604978		23917 19,3 +/WK/Zub	BRE	
1.9 D (10)	51		11.01	03.02						
1.9 TD (10/14)	66		11.01	03.02						
1.9 TD (10/14)	68		11.01	03.02						
2.0 HDi (10/14)	62		11.01	03.02						
2.0 i (10/14)	80		11.01	03.02						
2.5 D (14)	63		11.01	03.02						
2.5 TD (14)	76		11.01	03.02						
2.5 TDi (14)	79		11.01	03.02						
2.8 HDi (14)	94		11.01	03.02						
2.0 i (18)	80		02.94	12.99	13.0460-2977.2	602977		21799 19,7 +/WK/S	LUC	
2.5 D (18)	63		02.94	12.99						
2.5 TD (18)	76		02.94	12.99						
2.5 TDi (18)	79		01.97	12.99						
2.0 i (18)	80		01.00	10.01	13.0460-2852.2	602852		23603 19,7 +/WK/S	LUC	
2.5 D (18)	63		01.00	10.01						
2.5 TD (18)	76		01.00	10.01						
2.5 TDi (18)	79		01.00	10.01						
2.8 HDi (18)	94		11.00	10.01						
2.0 i (18)	80		11.01	03.02	13.0460-4979.2	604979		23919 19,3 +/WK/Zub	BRE	
2.5 D (18)	63		11.01	03.02						
2.5 TD (18)	76		11.01	03.02						
2.5 TDi (18)	79		11.01	03.02						
2.8 HDi (18)	94		11.01	03.02						



PEUGEOT BOXER Kasten (94-02)

	1.9 D (10)	50		07.99	03.02	24.0118-0108.1	418108			280 18,0 15,9 +B						
	1.9 D (10)	51		02.94	03.02											
	1.9 TD (10/14)	66		07.99	03.02											
	1.9 TD (10/14)	68		02.94	03.02											
	2.0 i (10/14)	80		02.94	03.02											
	2.5 D (14)	63		02.94	03.02											
	2.5 TD (14)	76		02.94	03.02											
	2.5 TDi (14)	79		01.97	03.02											
	2.8 HDi (14)	94		11.00	03.02											
	2.0 HDi (18)	62		08.01	03.02											
2.0 i (18)	80		02.94	03.02	24.0124-0127.1	424127			280 24,0 21,9 V +B							
2.5 D (18)	63		02.94	03.02												
2.5 TD (18)	76		02.94	03.02												
2.5 TDi (18)	79		01.97	03.02												
2.8 HDi (18)	94		11.00	03.02												
2.0 HDi (18)	62		08.01	03.02												
2.0 i (18)	80		02.94	03.02												
2.5 D (18)	63		02.94	03.02												
2.5 TD (18)	76		02.94	03.02												
2.5 TDi (18)	79		01.97	03.02												
2.8 HDi (18)	94		11.00	03.02												
	1.9 D (10)	50		11.01	03.02	13.0460-4980.2	604980			23921 20,3 /Zub	BRE					
	1.9 D (10)	51		11.01	03.02											
	1.9 TD (10/14)	66		11.01	03.02											
	1.9 TD (10/14)	68		11.01	03.02											
	2.0 HDi (10/14/18)	62		11.01	03.02											
	2.0 i (10/14/18)	80		11.01	03.02											
	2.5 D (14/18)	63		11.01	03.02											
	2.5 TDi (14/18)	79		11.01	03.02											
	2.5 TDi (14/18)	79		11.01	03.02											
	2.8 HDi (14/18)	94		11.01	03.02											
	1.9 D (10)	50		11.01	03.02	24.0116-0124.1	416124			280 16,0 14,2 +B						
	1.9 D (10)	51		11.01	03.02											
	1.9 TD (10/14)	66		11.01	03.02											
	1.9 TD (10/14)	68		11.01	03.02											
	2.0 HDi (10/14)	62		11.01	03.02											
	2.0 i (10/14)	80		11.01	03.02											
	2.5 D (14)	63		11.01	03.02											
	2.5 TD (14)	76		11.01	03.02											
	2.5 TDi (14)	79		11.01	03.02											
	2.8 HDi (14)	94		11.01	03.02											
2.0 i (18)	80		11.01	03.02	24.0116-0125.1	416125			280 16,0 14,2 +B							
2.5 D (18)	63		11.01	03.02												
2.5 TD (18)	76		11.01	03.02												
2.5 TDi (18)	79		11.01	03.02												
2.8 HDi (18)	94		11.01	03.02												
1.9 D (10)	50		07.99	10.01							03.0137-0333.2	650333			254 x 57 HEB	LUC
1.9 D (10)	51		02.94	10.01												
1.9 TD (10/14)	66		07.99	10.01												
1.9 TD (10/14)	68		02.94	10.01												
2.0 HDi (10/14)	62		08.01	10.01												
2.0 i (10/14)	80		02.94	10.01												
2.5 D (14)	63		02.94	10.01												
2.5 TD (14)	76		02.94	10.01												
2.5 TDi (14)	79		01.97	10.01												
2.8 HDi (14)	94		11.00	10.01												
1.9 D (10)	50		11.01	03.02	03.0137-0432.2	650432	- Quick Fit		254 x 57 HEB	AP						
1.9 D (10)	51		11.01	03.02												
1.9 TD (10/14)	66		11.01	03.02												
1.9 TD (10/14)	68		11.01	03.02												
2.0 HDi (10/14)	62		11.01	03.02												
2.0 i (10/14)	80		11.01	03.02												
2.5 D (14)	63		11.01	03.02												
2.5 TD (14)	76		11.01	03.02												
2.5 TDi (14)	79		11.01	03.02												
2.8 HDi (14)	94		11.01	03.02												
2.0 HDi (18)	62		08.01	10.01	03.0137-0334.2	650334			254 x 57 HEB	LUC						
2.0 i (18)	80		02.94	10.01												
2.5 D (18)	63		02.94	10.01												
2.5 TD (18)	76		02.94	10.01												
2.5 TDi (18)	79		01.97	10.01												
2.8 HDi (18)	94		11.00	10.01												
1.9 D (10)	50		07.99	03.02							24.0225-4002.1	480048			254/255 x 63,5	
1.9 D (10)	51		02.94	03.02												
1.9 TD (10/14)	66		07.99	03.02												
1.9 TD (10/14)	68		02.94	03.02												
2.0 HDi (10/14)	62		08.01	03.02												
2.0 i (10/14)	80		02.94	03.02												
2.5 D (14)	63		02.94	03.02												
2.5 TD (14)	76		02.94	03.02												
2.5 TDi (14)	79		01.97	03.02												
2.8 HDi (14)	94		11.00	03.02												
2.0 HDi (18)	62		08.01	10.01	24.0225-4005.1	480070			254/255,6 x 65							
2.0 i (18)	80		02.94	10.01												
2.5 D (18)	63		02.94	10.01												
2.5 TD (18)	76		02.94	10.01												
2.5 TDi (18)	79		01.97	10.01												
2.8 HDi (18)	94		11.00	10.01												



									
PEUGEOT BOXER Kasten (94-02)									
	1.9 D (10)	50		07.99	10.01	03.0520-0925.3	690925		25,40/254x57 TopKit LUC
	1.9 D (10)	51		02.94	10.01				
	1.9 TD (10/14)	66		07.99	10.01				
	1.9 TD (10/14)	68		02.94	10.01				
	2.0 HDi (10/14)	62		08.01	10.01				
	2.0 i (10/14)	80		02.94	10.01				
	2.5 D (14)	63		02.94	10.01				
	2.5 TD (14)	76		02.94	10.01	03.0520-0226.3	690226		26,99/254x57 TopKit LUC
	2.5 TDi (14)	79		01.97	10.01				
	2.8 HDi (14)	94		11.00	10.01				
	1.9 D (10)	50		11.01	03.02	03.0520-0326.3	690326	+ Quick Fit	26,99/254x57 TopKit AP
	1.9 D (10)	51		11.01	03.02				
	1.9 TD (10/14)	66		11.01	03.02				
	1.9 TD (10/14)	68		11.01	03.02				
	2.0 HDi (10/14)	62		11.01	03.02				
	2.0 i (10/14)	80		11.01	03.02				
	2.5 D (14)	63		11.01	03.02				
	2.5 TD (14)	76		11.01	03.02				
	2.5 TDi (14)	79		11.01	03.02				
	2.8 HDi (14)	94		11.01	03.02				
	2.0 HDi (18)	62		08.01	10.01	03.0520-0728.3	690728		28,57/254x57 TopKit LUC
	2.0 i (18)	80		02.94	10.01				
	2.5 D (18)	63		02.94	10.01				
	2.5 TD (18)	76		02.94	10.01				
	2.5 TDi (18)	79		01.97	10.01				
	2.8 HDi (18)	94		11.00	10.01				
PEUGEOT BOXER Pritsche/Fahrgestell (94-02)									
	1.9 TD (10/14)	66		12.98	12.99	13.0460-2976.2	602976		21797 19,7 +/WK/S LUC
	1.9 TD (10/14)	68		07.96	12.99				
	2.0 i (10/14)	80		06.94	12.99				
	2.5 D (14)	63		02.94	12.99				
	2.5 TD (14)	76		02.94	12.99				
	2.5 TDi (14)	79		01.97	12.99				
	1.9 TD (10/14)	66		01.00	10.01	13.0460-2850.2	602850		23602 19,7 +/WK/S LUC
	1.9 TD (10/14)	68		01.00	10.01				
	2.0 i (10/14)	80		01.00	10.01				
	2.5 D (14)	63		01.00	10.01				
	2.5 TD (14)	76		01.00	10.01				
	2.5 TDi (14)	79		01.00	10.01				
	2.8 HDi (14)	94		11.00	10.01				
	1.9 TD (10/14)	66		11.01	03.02	13.0460-4978.2	604978		23917 19,3 +/WK/Zub BRE
	1.9 TD (10/14)	68		11.01	03.02				
	2.0 i (10/14)	80		11.01	03.02				
	2.5 D (14)	63		11.01	03.02				
	2.5 TD (14)	76		11.01	03.02				
	2.5 TDi (14)	79		11.01	03.02				
	2.8 HDi (14)	94		11.01	03.02				
	2.0 i (18)	80		06.94	12.99	13.0460-2977.2	602977		21799 19,7 +/WK/S LUC
	2.5 D (18)	63		02.94	12.99				
	2.5 TD (18)	76		02.94	12.99				
	2.5 TDi (18)	79		01.97	12.99				
	2.0 i (18)	80		01.00	10.01	13.0460-2852.2	602852		23603 19,7 +/WK/S LUC
	2.5 D (18)	63		01.00	10.01				
	2.5 TD (18)	76		01.00	10.01				
	2.5 TDi (18)	79		01.00	10.01				
	2.8 HDi (18)	94		11.00	10.01				
	2.0 i (18)	80		11.01	03.02	13.0460-4979.2	604979		23919 19,3 +/WK/Zub BRE
	2.5 D (18)	63		11.01	03.02				
	2.5 TD (18)	76		11.01	03.02				
	2.5 TDi (18)	79		11.01	03.02				
	2.8 HDi (18)	94		11.01	03.02				
	1.9 TD (10/14)	66		12.98	12.99	24.0118-0108.1	418108		280 18,0 15,9 +B
	1.9 TD (10/14)	68		07.96	12.99				
	2.0 i (10/14)	80		06.94	12.99				
	2.5 D (14)	63		02.94	12.99				
	2.5 TD (14)	76		02.94	03.02	24.0124-0127.1	424127		280 24,0 21,9 V +B
	2.5 TDi (14)	79		01.97	03.02				
	2.8 HDi (14)	94		11.00	03.02				
	2.0 i (18)	80		06.94	03.02	24.0124-0138.1	424138		300 24,0 21,9 V +B
	2.5 D (18)	63		02.94	03.02				
	2.5 TD (18)	76		02.94	03.02				
	2.5 TDi (18)	79		01.97	03.02				
	2.8 HDi (18)	94		11.00	03.02				
	1.9 TD (10/14)	66		11.01	03.02	13.0460-4980.2	604980		23921 20,3 /Zub BRE
	1.9 TD (10/14)	68		11.01	03.02				
	2.0 i (10/14/18)	80		11.01	03.02				
	2.5 D (14/18)	63		11.01	03.02				
	2.5 TD (14/18)	76		11.01	03.02				
	2.5 TDi (14/18)	79		11.01	03.02				
	2.8 HDi (14/18)	94		11.01	03.02				
	1.9 TD (10/14)	66		11.01	03.02	24.0116-0124.1	416124		280 16,0 14,2 +B
	1.9 TD (10/14)	68		11.01	03.02				
	2.0 i (10/14)	80		11.01	03.02				
	2.5 D (14)	63		11.01	03.02				



PEUGEOT BOXER Pritsche/Fahrgestell (94-02)

	2.5 TD (14)	76		11.01	03.02	24.0116-0124.1	416124			280 16,0 14,2 +B	
	2.5 TDi (14)	79		11.01	03.02						
	2.8 HDi (14)	94		11.01	03.02						
	2.0 i (18)	80		11.01	03.02	24.0116-0125.1	416125			280 16,0 14,2 +B	
	2.5 D (18)	63		11.01	03.02						
	2.5 TD (18)	76		11.01	03.02						
	2.5 TDi (18)	79		11.01	03.02						
	2.8 HDi (18)	94		11.01	03.02						
	1.9 TD (10/14)	66		12.98	10.01						03.0137-0333.2
1.9 TD (10/14)	68		07.96	10.01							
2.0 i (10/14)	80		06.94	10.01							
2.5 D (14)	63		02.94	10.01							
2.5 TD (14)	76		02.94	10.01							
2.5 TDi (14)	79		01.97	10.01							
2.8 HDi (14)	94		11.00	10.01							
	1.9 TD (10/14)	66		11.01	03.02	03.0137-0432.2	650432		- Quick Fit	254 x 57 HEB Einbausatz	AP AP
	1.9 TD (10/14)	68		11.01	03.02						
	2.0 i (10/14)	80		11.01	03.02						
	2.5 D (14)	63		11.01	03.02						
	2.5 TD (14)	76		11.01	03.02						
	2.5 TDi (14)	79		11.01	03.02						
2.8 HDi (14)	94		11.01	03.02							
	2.0 i (18)	80		06.94	10.01	03.0137-0334.2	650334			254 x 57 HEB Einbausatz	LUC LUC
	2.5 D (18)	63		02.94	10.01						
	2.5 TD (18)	76		02.94	10.01						
	2.5 TDi (18)	79		01.97	10.01						
	2.8 HDi (18)	94		11.00	10.01						
	1.9 TD (10/14)	66		12.98	03.02						
1.9 TD (10/14)	68		07.96	03.02							
2.0 i (10/14)	80		06.94	03.02							
2.5 D (14)	63		02.94	03.02							
2.5 TD (14)	76		02.94	03.02							
2.5 TDi (14)	79		01.97	03.02							
2.8 HDi (14)	94		11.00	03.02							
	2.0 i (18)	80		06.94	10.01	24.0225-4005.1	480070			254/255,6 x 65	
	2.5 D (18)	63		02.94	10.01						
	2.5 TD (18)	76		02.94	10.01						
	2.5 TDi (18)	79		01.97	10.01						
	2.8 HDi (18)	94		11.00	10.01						
	1.9 TD (10/14)	66		12.98	10.01						03.0520-0925.3
1.9 TD (10/14)	68		07.96	10.01							
2.0 i (10/14)	80		06.94	10.01							
2.5 D (14)	63		02.94	10.01							
2.5 TD (14)	76		02.94	10.01							
2.5 TDi (14)	79		01.97	10.01							
2.8 HDi (14)	94		11.00	10.01							
	1.9 TD (10/14)	66		11.01	03.02	03.0520-0226.3	690226			26,99/254x57 TopKit	LUC
	1.9 TD (10/14)	68		11.01	03.02						
	2.0 i (10/14)	80		11.01	03.02						
	2.5 D (14)	63		11.01	03.02						
	2.5 TD (14)	76		11.01	03.02						
	2.5 TDi (14)	79		11.01	03.02						
2.8 HDi (14)	94		11.01	03.02							
	2.0 i (18)	80		06.94	10.01	03.0520-0326.3	690326		+ Quick Fit	26,99/254x57 TopKit	AP
	1.9 TD (10/14)	66		11.01	03.02						
	1.9 TD (10/14)	68		11.01	03.02						
	2.0 i (10/14)	80		11.01	03.02						
	2.5 D (14)	63		11.01	03.02						
	2.5 TD (14)	76		11.01	03.02						
2.5 TDi (14)	79		11.01	03.02							
2.8 HDi (14)	94		11.01	03.02							
	2.0 i (18)	80		06.94	10.01	03.0520-0728.3	690728			28,57/254x57 TopKit	LUC
	2.5 D (18)	63		02.94	10.01						
	2.5 TD (18)	76		02.94	10.01						
	2.5 TDi (18)	79		01.97	10.01						
	2.8 HDi (18)	94		11.00	10.01						

PEUGEOT BOXER (02-06)

	2.0 HDi (10/14)	62		04.02	03.06	13.0460-4978.2	604978			23917 19,3 +/WK/Zub	BRE
	2.0 i (10/14)	81		04.02	03.06						
	2.2 HDi (10/14)	74		04.02	03.06						
	2.8 HDi (10/14)	74		04.02	03.06						
	2.0 HDi (18)	62		04.02	03.06	13.0460-4979.2	604979			23919 19,3 +/WK/Zub	BRE
	2.0 i (18)	81		04.02	03.06						
	2.2 HDi (18)	74		04.02	03.06						
	2.8 HDi (18)	74		04.02	03.06						
	2.0 HDi (10/14)	62		04.02	03.06	24.0124-0127.1	424127			280 24,0 21,9 V +B	
	2.0 i (10/14)	81		04.02	03.06						
	2.2 HDi (10/14)	74		04.02	03.06						
	2.8 HDi (10/14)	74		04.02	03.06						
	2.0 HDi (18)	62		04.02	03.06	24.0124-0138.1	424138			300 24,0 21,9 V +B	
	2.0 i (18)	81		04.02	03.06						
	2.2 HDi (18)	74		04.02	03.06						
	2.8 HDi (18)	74		04.02	03.06						
	2.0 HDi (10/14/18)	62		04.02	03.06	13.0460-4980.2	604980			23921 20,3 /Zub	BRE
	2.0 i (10/14/18)	81		04.02	03.06						
	2.2 HDi (10/14/18)	74		04.02	03.06						
	2.8 HDi (10/14/18)	74		04.02	03.06						
	2.0 HDi (10/14)	62		04.02	03.06	24.0116-0124.1	416124			280 16,0 14,2 +B	
	2.0 i (10/14)	81		04.02	03.06						
	2.2 HDi (10/14)	74		04.02	03.06						
	2.8 HDi (10/14)	74		04.02	03.06						
↓	2.0 HDi (18)	62		04.02	03.06	24.0116-0125.1	416125			280 16,0 14,2 +B	





PEUGEOT BOXER (06-)

	2.2 HDi 100	74		04.06		13.0460-4812.2	604812		24465 19,2 /Zub/S	BRE
	2.2 HDi 110	81		03.11						
	2.2 HDi 120	88		04.06						
	2.2 HDi 130	96		03.11						
	2.2 HDi 150	110		03.11						
	3.0 HDi 145	107		04.10						
	3.0 HDi 160	116		04.06						
	3.0 HDi 175	130		03.11						
	2.2 HDi 100	74		04.06	Nutzlast 120/140+ leicht 16Q ¹⁾	24.0116-0124.1	416124	+ Stahlfelgen ²⁾	280 16,0 14,2 +B	
	2.2 HDi 110	81		03.11	Nutzlast 120/140+ leicht 16Q ¹⁾					
	2.2 HDi 120	88		04.06	Nutzlast 120/140+ leicht 16Q ¹⁾					
	2.2 HDi 130	96		03.11	Nutzlast 120/140+ leicht 16Q ¹⁾					
	2.2 HDi 150	110		03.11	Nutzlast 120/140+ leicht 16Q ¹⁾					
	3.0 HDi 145	107		04.10	Nutzlast 120/140+ leicht 16Q ¹⁾					
	3.0 HDi 160	116		04.06	Nutzlast 120/140+ leicht 16Q ¹⁾					
	3.0 HDi 175	130		03.11	Nutzlast 120/140+ leicht 16Q ¹⁾					
	2.2 HDi 100	74		04.06	Nutzlast schwer 16Q ³⁾	24.0116-0125.1	416125	+ Stahlfelgen ²⁾	280 16,0 14,2 +B	
	2.2 HDi 110	81		03.11	Nutzlast schwer 16Q ³⁾					
	2.2 HDi 120	88		04.06	Nutzlast schwer 16Q ³⁾					
	2.2 HDi 130	96		03.11	Nutzlast schwer 16Q ³⁾					
	2.2 HDi 150	110		03.11	Nutzlast schwer 16Q ³⁾					
	3.0 HDi 145	107		04.10	Nutzlast schwer 16Q ³⁾					
	3.0 HDi 160	116		04.06	Nutzlast schwer 16Q ³⁾					
	3.0 HDi 175	130		03.11	Nutzlast schwer 16Q ³⁾					
	2.2 HDi 100	74		04.06	Nutzlast 20Q ⁴⁾	24.0116-0123.1	416123	+ Stahlfelgen ²⁾	300 16,0 14,2 +B	
	2.2 HDi 110	81		03.11	Nutzlast 20Q ⁴⁾					
	2.2 HDi 120	88		04.06	Nutzlast 20Q ⁴⁾					
	2.2 HDi 130	96		03.11	Nutzlast 20Q ⁴⁾					
	2.2 HDi 150	110		03.11	Nutzlast 20Q ⁴⁾					
	3.0 HDi 145	107		04.10	Nutzlast 20Q ⁴⁾					
	3.0 HDi 160	116		04.06	Nutzlast 20Q ⁴⁾					
	3.0 HDi 175	130		03.11	Nutzlast 20Q ⁴⁾					
	2.2 HDi 100	74		04.06		03.0137-4004.2	654004		172 x 42 /Zub	
	2.2 HDi 110	81		03.11						
	2.2 HDi 120	88		04.06						
	2.2 HDi 130	96		03.11						
	2.2 HDi 150	110		03.11						
	3.0 HDi 145	107		04.10						
	3.0 HDi 160	116		04.06						
	3.0 HDi 175	130		03.11						

PEUGEOT EXPERT Kombi (95-06)















	1.6	58	ORGA 09792	10.95		13.0460-2978.2	602978		21801 19,0 +/WK/S	LUC
	1.8	74	ORGA 09792	10.96						
	1.9 D	51	ORGA 09155	10.95						
	1.9 TD	66	ORGA 09792	10.95						
	1.9 TD	68	ORGA 09792	04.96						
	2.0 16V	100	ORGA 09792	07.00						
	2.0 HDi	69	ORGA 09792	07.00						
	2.0 HDi	80	ORGA 09792	07.00						
	1.6	58	ORGA 09155	01.96		13.0460-3957.2	603957		23042 19,0 /WK/Zub	BDX
	1.9 D	51	ORGA 09156	12.06						
	1.6	58	ORGA 09793	12.06		13.0460-2863.2	602863		20261 19,0 +/WK/S	LUC
	1.8	74	ORGA 09793	12.06						
	1.9 TD	66	ORGA 09793	12.06						
	1.9 TD	68	ORGA 09793	12.06						
	2.0 16V	100	ORGA 09793	12.06						
	2.0 HDi	69	ORGA 09793	12.06						
	2.0 HDi	80	ORGA 09793	12.06						
	1.6	58	ORGA 09155	10.95		24.0120-0155.1	420155		258 20,0 18,2 V L +B	
	1.8	74	ORGA 09155	10.96						
	1.9 D	51	ORGA 09155	10.95						
	1.9 TD	66	ORGA 09155	10.95						
	1.9 TD	68	ORGA 09155	04.96						
	2.0 16V	100	ORGA 09155	07.00						
	2.0 HDi	69	ORGA 09155	07.00						
	2.0 HDi	80	ORGA 09155	07.00						
	1.6	58	ORGA 09792	10.95		24.0126-0104.1	426104		281 26,0 24,2 V +B	
	1.8	74	ORGA 09792	10.96						
	1.9 D	51	ORGA 09792	10.95						
	1.9 TD	66	ORGA 09792	10.95						
	1.9 TD	68	ORGA 09792	04.96						
	2.0 16V	100	ORGA 09792	07.00						
	2.0 HDi	69	ORGA 09792	07.00						
	2.0 HDi	80	ORGA 09792	07.00						
	1.6	58	ORGA 09793	12.06		24.0128-0136.1	428136		285 28,0 26,0 V +B	
	1.8	74	ORGA 09793	12.06		24.0328-0136.1	528136		285 28,0 26,0 V +B PD	
	1.9 D	51	ORGA 09793	12.06						
	1.9 TD	66	ORGA 09793	12.06						
	1.9 TD	68	ORGA 09793	12.06						
	2.0 16V	100	ORGA 09793	12.06						
	2.0 HDi	69	ORGA 09793	12.06						
	2.0 HDi	80	ORGA 09793	12.06						

¹⁾ payload 120/140+ light 16Q / carico utile 120/140+ leggero 16Q / charge utile 120/140+ légère 16Q / carga útil 120/140+ ligera 16Q

²⁾ + steel rims / + cerchi in acciaio / + jantes en acier / + Llantas acero

³⁾ heavy payload 16Q / carico utile pesante 16Q / charge utile lourde 16Q / carga útil pesada 16Q

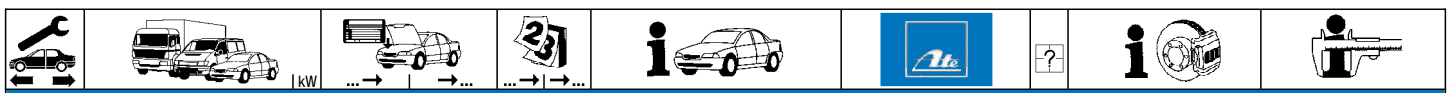
⁴⁾ payload 20Q / carico utile 20Q / charge utile 20Q / carga útil 20Q

								
PEUGEOT EXPERT Kombi (95-06)								
	1.6 1.8 1.9 D 1.9 TD 1.9 TD 2.0 16V 2.0 HDi 2.0 HDi	58 74 51 66 68 100 69 80		10.95 10.96 10.95 10.95 04.96 07.00 07.00	12.06 12.06 12.06 12.06 12.06 12.06 12.06	03.0137-0314.2 03.0137-9208.2	650314 669208	255 x 61 Einbausatz
	1.6 1.8 1.9 D 1.9 TD 1.9 TD 2.0 16V 2.0 HDi 2.0 HDi	58 74 51 66 68 100 69 80		10.95 10.96 10.95 10.95 04.96 07.00 07.00	12.06 12.06 12.06 12.06 12.06 12.06 12.06	24.0225-5003.1	480066	255/256 x 67
	1.6 1.8 1.9 D 1.9 TD 1.9 TD 2.0 16V 2.0 HDi 2.0 HDi	58 74 51 66 68 100 69 80		10.95 10.96 10.95 10.95 04.96 07.00 07.00	12.06 12.06 12.06 12.06 12.06 12.06 12.06	03.0520-2619.3	692619	19,05/255x61 TopKit BDX
PEUGEOT EXPERT Kasten (95-06)								
	1.6 1.8 1.9 D 1.9 TD 1.9 TD 2.0 16V 2.0 HDi 2.0 HDi	58 74 51 66 68 100 69 80	ORGA 09155 ORGA 09155 ORGA 09155 ORGA 09155 ORGA 09155 ORGA 09155 ORGA 09155 ORGA 09155	10.95 10.96 10.95 10.95 04.96 07.00 07.00 07.00	+ 0,8 t + 0,8 t + 0,8 t + 0,8 t + 0,8 t + 0,8 t + 0,8 t + 0,8 t	13.0460-3957.2	603957	23042 19,0 /WK/Zub BDX
	1.6 1.6 1.8 1.8 1.9 D 1.9 D 1.9 TD 1.9 TD 1.9 TD 1.9 TD 2.0 16V 2.0 16V 2.0 HDi 2.0 HDi 2.0 HDi 2.0 HDi	58 58 74 74 51 51 66 66 68 68 100 100 69 69 80 80	ORGA 09792 ORGA 09792 ORGA 09156 ORGA 09792 ORGA 09156 ORGA 09792 ORGA 09156 ORGA 09792 ORGA 09792 ORGA 09792 ORGA 09156 ORGA 09792 ORGA 09156 ORGA 09792 ORGA 09792 ORGA 09792	10.95 10.95 10.96 10.95 10.95 10.95 04.96 07.00 07.00 07.00	+ 0,8 t + 0,9 t + 0,8 t + 0,9 t + 0,8 t + 0,9 t + 0,8 t + 0,9 t + 0,8 t + 0,9 t + 0,8 t + 0,9 t + 0,8 t + 0,9 t + 0,8 t + 0,9 t	13.0460-2978.2	602978	21801 19,0 +/WK/S LUC
	1.6 1.8 1.9 D 1.9 TD 1.9 TD 2.0 16V 2.0 HDi 2.0 HDi	58 74 51 66 68 100 69 80	ORGA 09793 ORGA 09793 ORGA 09793 ORGA 09793 ORGA 09793 ORGA 09793 ORGA 09793 ORGA 09793	12.06 12.06 12.06 12.06 12.06 12.06 12.06 12.06	+ 0,8/0,9 t + 0,8/0,9 t + 0,8/0,9 t + 0,8/0,9 t + 0,8/0,9 t + 0,8/0,9 t + 0,8/0,9 t + 0,8/0,9 t	13.0460-2863.2	602863	20261 19,0 +/WK/S LUC
	1.6 1.8 1.9 D 1.9 TD 1.9 TD 2.0 16V 2.0 HDi 2.0 HDi	58 74 51 66 68 100 69 80	ORGA 09155 ORGA 09155 ORGA 09155 ORGA 09155 ORGA 09155 ORGA 09155 ORGA 09155 ORGA 09155	10.95 10.96 10.95 10.95 04.96 07.00 07.00 07.00	+ 0,8 t + 0,8 t + 0,8 t + 0,8 t + 0,8 t + 0,8 t + 0,8 t + 0,8 t	24.0120-0155.1	420155	258 20,0 18,2 V L +B
	1.6 1.6 1.8 1.8 1.9 D 1.9 D 1.9 TD 1.9 TD 1.9 TD 1.9 TD 2.0 16V 2.0 16V 2.0 HDi 2.0 HDi 2.0 HDi 2.0 HDi	58 58 74 74 51 51 66 66 68 68 100 100 69 69 80 80	ORGA 09156 ORGA 09792 ORGA 09156 ORGA 09792 ORGA 09156 ORGA 09792 ORGA 09156 ORGA 09792 ORGA 09792 ORGA 09792 ORGA 09156 ORGA 09792 ORGA 09156 ORGA 09792 ORGA 09792 ORGA 09792	10.95 10.95 10.96 10.95 10.95 10.95 04.96 07.00 07.00 07.00	+ 0,8 t + 0,9 t + 0,8 t + 0,9 t + 0,8 t + 0,9 t + 0,8 t + 0,9 t + 0,8 t + 0,9 t + 0,8 t + 0,9 t + 0,8 t + 0,9 t + 0,8 t + 0,9 t	24.0126-0104.1	426104	281 26,0 24,2 V +B
	1.6 1.6 1.8 1.8	58 58 74 74	ORGA 09793 ORGA 09793 ORGA 09793 ORGA 09793	12.06 12.06 12.06 12.06	+ 0,8 t + 0,9 t + 0,8 t + 0,9 t	24.0128-0136.1 24.0328-0136.1	428136 528136	285 28,0 26,0 V +B 285 28,0 26,0 V +B PD

PEUGEOT EXPERT Kasten (95-06)										
	1.9 D	51	ORGA 09793		12.06	+ 0,8 t	24.0128-0136.1	428136		285 28,0 26,0 V +B 285 28,0 26,0 V +B PD
	1.9 D	51	ORGA 09793		12.06	+ 0,9 t	24.0328-0136.1	528136		
	1.9 TD	66	ORGA 09793		12.06	+ 0,8 t				
	1.9 TD	66	ORGA 09793		12.06	+ 0,9 t				
	1.9 TD	68	ORGA 09793		12.06	+ 0,8 t				
	1.9 TD	68	ORGA 09793		12.06	+ 0,9 t				
	2.0 16V	100	ORGA 09793		12.06	+ 0,8 t				
	2.0 16V	100	ORGA 09793		12.06	+ 0,9 t				
	2.0 HDi	69	ORGA 09793		12.06	+ 0,8 t				
	2.0 HDi	69	ORGA 09793		12.06	+ 0,9 t				
2.0 HDi	80	ORGA 09793		12.06	+ 0,8 t					
2.0 HDi	80	ORGA 09793		12.06	+ 0,9 t					
	1.6	58			10.95	12.06	03.0137-0314.2	650314		255 x 61 Einbausatz
	1.8	74			10.96	12.06	03.0137-9208.2	669208		
	1.9 D	51			10.95	12.06				
	1.9 TD	66			10.95	12.06				
	1.9 TD	68			04.96	12.06				
	2.0 16V	100			07.00	12.06				
	2.0 HDi	69			07.00	12.06				
2.0 HDi	80			07.00	12.06					
	1.6	58			10.95	12.06	24.0225-5003.1	480066		255/256 x 67
	1.8	74			10.96	12.06				
	1.9 D	51			10.95	12.06				
	1.9 TD	66			10.95	12.06				
	1.9 TD	68			04.96	12.06				
	2.0 16V	100			07.00	12.06				
	2.0 HDi	69			07.00	12.06				
2.0 HDi	80			07.00	12.06					
	1.6	58			10.95	12.06	03.0520-2619.3	692619		19,05/255x61 TopKit BDX
	1.8	74			10.96	12.06				
	1.9 D	51			10.95	12.06				
	1.9 TD	66			10.95	12.06				
	1.9 TD	68			04.96	12.06				
	2.0 16V	100			07.00	12.06				
	2.0 HDi	69			07.00	12.06				
2.0 HDi	80			07.00	12.06					
PEUGEOT EXPERT Pritsche/Fahrgestell (95-06)										
	1.6	58	ORGA 09792	10.95			13.0460-2978.2	602978		21801 19,0 +/WK/S LUC
	1.9 D	51	ORGA 09792	10.95						
	1.9 TD	66	ORGA 09792	10.95						
	1.9 TD	68	ORGA 09792	04.96						
	1.6	58	ORGA 09793		12.06		13.0460-2863.2	602863		20261 19,0 +/WK/S LUC
	1.9 D	51	ORGA 09793		12.06					
	1.9 TD	66	ORGA 09793		12.06					
	1.9 TD	68	ORGA 09793		12.06					
	1.6	58	ORGA 09792	10.95			24.0126-0104.1	426104		281 26,0 24,2 V +B
	1.9 D	51	ORGA 09792	10.95						
	1.9 TD	66	ORGA 09792	10.95						
	1.9 TD	68	ORGA 09792	04.96						
	1.6	58	ORGA 09793		12.06		24.0128-0136.1	428136		285 28,0 26,0 V +B 285 28,0 26,0 V +B PD
	1.9 D	51	ORGA 09793		12.06		24.0328-0136.1	528136		
	1.9 TD	66	ORGA 09793		12.06					
	1.9 TD	68	ORGA 09793		12.06					
	1.6	58			10.95	12.06	03.0137-0314.2	650314		255 x 61 Einbausatz
	1.9 D	51			10.95	12.06	03.0137-9208.2	669208		
	1.9 TD	66			10.95	12.06				
	1.9 TD	68			04.96	12.06				
	1.6	58			10.95	12.06	24.0225-5003.1	480066		255/256 x 67
	1.9 D	51			10.95	12.06				
	1.9 TD	66			10.95	12.06				
	1.9 TD	68			04.96	12.06				
	1.6	58			10.95	12.06	03.0520-2619.3	692619		19,05/255x61 TopKit BDX
	1.9 D	51			10.95	12.06				
	1.9 TD	66			10.95	12.06				
	1.9 TD	68			04.96	12.06				
PEUGEOT EXPERT / Expert Tepee (07-)										
	1.6 HDi 90	66		01.07			13.0460-2738.2	602738		24595 18,5 +/WK/Zub/S LUC
	2.0 HDi 100	72		03.11						
	2.0 HDi 120	88		01.07						
	2.0 HDi 120 4x4	88		01.07						
	2.0 HDi 130	94		03.11						
	2.0 HDi 140	100		01.07						
	2.0 HDi 165	120		09.09						
	2.0 i 16V	103		01.07						
	1.6 HDi 90	66		01.07		+ HA-Trommelbremse 1)	24.0128-0214.1	428214		280 28,0 26,0 V +S +B
	1.6 HDi 90	66		01.07		+ HA-Scheibenbremse 2)	24.0128-0216.1	428216		
	2.0 HDi 100	72		03.11						
	2.0 HDi 120	88		01.07						
	2.0 HDi 120 4x4	88		01.07						
	2.0 HDi 130	94		03.11						
	2.0 HDi 140	100		01.07						
	2.0 HDi 165	120		09.09						
2.0 i 16V	103		01.07							

1) + RA drum brake / + P freno a tamburo / + frein à tambour essieu AR / + ET-tambores de freno

2) + RA disc brake / + P disco freno / + frein à disque essieu AR / + ET-disco de freno



PEUGEOT EXPERT / Expert Tepee (07-)

	1.6 HDi 90 2.0 HDi 100 2.0 HDi 120 2.0 HDi 120 4x4 2.0 HDi 130 2.0 HDi 140 2.0 HDi 165 2.0 i 16V	66 72 88 88 94 100 120 103		01.07 03.11 01.07 01.07 03.11 01.07 09.09 01.07	+ langer Radstand ¹⁾	13.0460-2739.2	602739		24578 16,5 /Zub/S	LUC
	1.6 HDi 90 2.0 HDi 100 2.0 HDi 120 2.0 HDi 120 4x4 2.0 HDi 130 2.0 HDi 140 2.0 HDi 165 2.0 i 16V	66 72 88 88 94 100 120 103		01.07 03.11 01.07 01.07 03.11 01.07 09.09 01.07	+ langer Radstand ¹⁾	24.0114-0116.1	414116		290 14,0 12,0 +S +B	
	1.6 HDi 90	66		01.07	+ kurzer Radstand ²⁾	03.0137-0334.2 03.0137-9219.2	650334 669219		254 x 57 HEB Einbausatz	LUC LUC
	1.6 HDi 90	66		01.07	+ kurzer Radstand ²⁾	24.0225-4021.1	480311		254/256,2 x 68	
	1.6 HDi 90	66		01.07	+ kurzer Radstand ²⁾	03.0520-7122.3	697122		22,20/254x57 TopKit	LUC

PEUGEOT PARTNER Kombi (96-08)

	1.1 i 1.4 i 1.6 16V 1.8 i 1.9 D 1.9 D 2.0 HDi 90	44 55 80 66 50 51 66		07.96 07.96 07.01 05.97 07.96 12.98 02.00	09.02 09.02	13.0460-2829.2	602829		23124 19,0 +/WK/S	LUC
	1.1 i 1.4 i 1.6 16V 1.6 HDi 75 1.6 HDi 90 1.8 i 1.9 D 1.9 D 2.0 HDi 90	44 55 80 ORGA 09128 55 66 66 ORGA 09128 50 ORGA 09128 51 ORGA 09128 66 ORGA 09128		10.02 10.02 02.06 02.06 03.08 03.08 03.08 03.08 03.08 03.08	03.08 03.08 - ESP - ESP - ESP - ESP - ESP	13.0460-3994.2 13.0470-3994.2	603994 LD3994		23599 19,0 /Zub/S 23599 19,0 /Zub/S	BOS BOS
	1.6 16V 1.6 HDi 75 1.6 HDi 90 2.0 HDi 90	80 ORGA 09128 55 66 66 ORGA 09128		02.06 02.06 03.08 03.08 03.08 03.08	+ ESP + ESP + ESP + ESP	13.0460-3811.2	603811		23708 19,2 /S	BOS
	1.1 i 1.4 i 1.4 i 1.6 16V 1.8 i 1.9 D 1.9 D 2.0 HDi 90	44 55 55 80 66 50 51 66		07.96 07.96 10.02 07.01 05.97 07.96 12.98 02.00	09.02 09.02	24.0113-0184.1	413184		266 13,0 11,0 +S +B	
	1.1 i 1.4 i 1.6 16V 1.6 HDi 75 1.6 HDi 90 1.8 i 1.9 D 1.9 D 2.0 HDi 90	44 55 80 ORGA 09128 55 66 66 ORGA 09128 50 ORGA 09128 51 ORGA 09128 66 ORGA 09128		10.02 07.01 05.97 07.96 12.98 02.00	03.08 03.08 - ESP - ESP - ESP - ESP	24.0120-0133.1 24.0320-0133.1	420133 520133		266 20,5 18,5 V +S +B 266 20,5 18,5 V +S +B PD	
	1.1 i 1.4 i 1.6 16V 1.6 HDi 75 1.6 HDi 90 1.8 i 1.9 D 1.9 D 2.0 HDi 90	44 55 ORGA 09128 80 ORGA 09128 55 66 66 ORGA 09128 50 ORGA 09128 51 ORGA 09128 66 ORGA 09128		10.02 03.08 03.08 02.06 02.06 03.08 03.08 03.08 03.08	03.08 - ESP - ESP - ESP - ESP	24.0122-0194.1	422194		266 22,0 20,0 V +S +B	
	1.6 16V 1.6 HDi 75 1.6 HDi 90 2.0 HDi 90	80 ORGA 09128 55 66 66 ORGA 09128		03.08 02.06 02.06 03.08 03.08 03.08	+ ESP + ESP + ESP + ESP	24.0126-0120.1 24.0326-0120.1	426120 526120		283 26,0 24,0 V +S +B 283 26,0 24,0 V +S +B PD	
	1.6 16V 1.6 HDi 75 1.6 HDi 90 2.0 HDi 90	80 55 66 66		07.01 02.06 02.06 02.00	03.08 + ESP + ESP + ESP	13.0460-2823.2 13.0470-2823.2	602823 LD2823		23554 17,2 /S 23554 17,2 /S	LUC LUC
	1.6 16V 1.6 HDi 75 1.6 HDi 90 2.0 HDi 90	80 55 66 66		07.01 02.06 02.06 02.00	03.08 + ESP + ESP + ESP	24.0109-0137.1	409137		247 9,0 8,0 +S +B	
	1.1 i 1.4 i 1.6 16V 1.6 HDi 75 1.6 HDi 90 1.8 i 1.9 D 1.9 D 2.0 HDi 90	44 55 80 55 66 66 50 51 66		07.96 07.96 07.01 02.06 02.06 05.97 07.96 12.98 02.00	03.08 03.08 - ESP - ESP - ESP - ESP	03.0137-0341.2 03.0137-9220.2	650341 669220		229 x 42 HEB Einbausatz	LUC LUC

¹⁾ + long wheel base / + passo lungo / + empattement long / + distancia larga entre ejes

²⁾ + short wheel base / + passo lungo / + empattement court / + distancia corta entre ejes





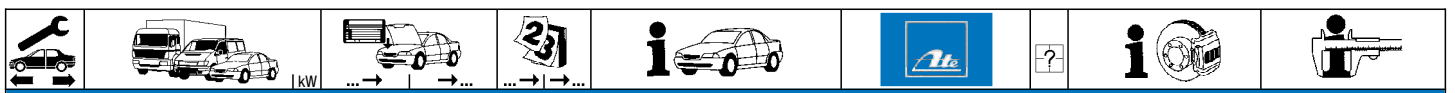
PEUGEOT PARTNER Kombi (96-08)

	1.1 i 1.4 i 1.6 16V 1.6 HDi 75 1.6 HDi 90 1.8 i 1.9 D 1.9 D 2.0 HDi 90	44 55 80 55 66 66 50 51 66		07.96 07.96 07.01 02.06 02.06 05.97 07.96 12.98 02.00	03.08 03.08 - ESP - ESP - ESP 03.08 03.08 03.08 - ESP	24.0222-8017.1	480071		229/230 x 50,5
	1.1 i 1.4 i 1.8 i 1.9 D 1.9 D	44 55 66 50 51	ORGA 08000 ORGA 08000 ORGA 08000 ORGA 08000 ORGA 08000	07.96 07.96 05.97 07.96 12.98		03.0520-6322.3	696322		22,20/229x42 TopKit LUC
	1.1 i 1.4 i 1.6 16V 1.6 HDi 75 1.6 HDi 90 1.8 i 1.9 D 1.9 D 2.0 HDi 90	44 55 80 55 66 66 50 51 66	ORGA 08001 ORGA 08001 ORGA 08001 ORGA 08001 ORGA 08001 ORGA 08001	07.96 07.96 07.01 02.06 02.06 03.08 03.08 03.08 02.00	03.08 03.08 - ESP - ESP - ESP 03.08 03.08 03.08 - ESP	03.0520-6322.3	696322		22,20/229x42 TopKit LUC

PEUGEOT PARTNER Kasten (96-08)

	1.1 i 1.4 i 1.8 D 1.8 D 1.9 D 2.0 HDi 90	44 55 43 44 51 66	ORGA 09127 ORGA 09127 ORGA 09127 ORGA 09127	07.96 07.96 07.96 11.96 07.96 04.00	09.02 09.02	13.0460-2829.2	602829		23124 19,0 +/-WK/S LUC
	1.1 i 1.4 i 1.6 HDi 75 1.6 HDi 90 1.8 D 1.8 D 1.9 D 2.0 HDi 90 2.0 HDi 90	44 55 55 66 43 44 51 66 66	ORGA 09128 ORGA 09128 ORGA 09128 ORGA 09128 ORGA 09128 ORGA 09128 ORGA 09128 ORGA 09128	10.02 10.02 02.06 02.06 03.08 02.98 03.08 03.08 03.08	03.08 03.08 03.08 03.08 - ESP + ESP	13.0460-3994.2 13.0470-3994.2	603994 LD3994		23599 19,0 /Zub/S BOS 23599 19,0 /Zub/S BOS
	1.1 i 1.4 i 1.8 D 1.8 D 1.9 D 2.0 HDi 90	44 55 43 44 51 66	ORGA 09127 ORGA 09127 ORGA 09127 ORGA 09127	07.96 07.96 11.96 07.96 04.00	09.02 09.02	24.0113-0184.1	413184		266 13,0 11,0 +S +B
	1.1 i 1.4 i 1.6 HDi 75 1.6 HDi 90 1.8 D 1.8 D 1.9 D 2.0 HDi 90 2.0 HDi 90	44 55 55 66 43 44 51 66 66	ORGA 09128 ORGA 09128 ORGA 09128 ORGA 09128 ORGA 09128 ORGA 09128 ORGA 09128 ORGA 09128	10.02 10.02 02.06 02.06 03.08 02.98 03.08 03.08 03.08	03.08 03.08 03.08 03.08 - ESP + ESP	24.0122-0194.1	422194		266 22,0 20,0 V +S +B
	2.0 HDi 90	66		04.00	03.08 + ESP	13.0460-2823.2 13.0470-2823.2	602823 LD2823		23554 17,2 /S LUC 23554 17,2 /S LUC
	2.0 HDi 90	66		04.00	03.08 + ESP	24.0109-0137.1	409137		247 9,0 8,0 +S +B
	1.1 i 1.4 i 1.6 HDi 75 1.6 HDi 90 1.8 D 1.8 D 1.9 D 2.0 HDi 90	44 55 55 66 43 44 51 66		07.96 07.96 02.06 02.06 07.96 11.96 07.96 04.00	03.08 03.08 03.08 03.08 02.98 03.08 03.08 - ESP	03.0137-0341.2 03.0137-9220.2	650341 669220		229 x 42 HEB LUC Einbausatz LUC
	1.1 i 1.4 i 1.6 HDi 75 1.6 HDi 90 1.8 D 1.8 D 1.9 D 2.0 HDi 90	44 55 55 66 43 44 51 66		07.96 07.96 02.06 02.06 07.96 11.96 07.96 04.00	03.08 03.08 03.08 03.08 03.08 02.98 03.08 - ESP	24.0222-8017.1	480071		229/230 x 50,5
	1.1 i 1.4 i 1.8 D 1.8 D 1.9 D	44 55 43 44 51	ORGA 08000 ORGA 08000 ORGA 08000 ORGA 08000 ORGA 08000	07.96 07.96 07.96 11.96 07.96		03.0520-6322.3	696322		22,20/229x42 TopKit LUC
	1.1 i 1.4 i	44 55	ORGA 08001 ORGA 08001	03.08 03.08		03.0520-6322.3	696322		22,20/229x42 TopKit LUC





PEUGEOT PARTNER Kasten (96-08)

	1.6 HDi 75	55		02.06	03.08		03.0520-6322.3	696322			22,20/229x42 TopKit	LUC
	1.6 HDi 90	66		02.06	03.08							
	1.8 D	43	ORGA 08001		03.08							
	1.8 D	44	ORGA 08001		02.98							
	1.9 D	51	ORGA 08001		03.08							
	2.0 HDi 90	66		04.00	03.08	- ESP						

PEUGEOT PARTNER Tepee/Kasten (B9) (08-)

	1.6	72		08.10			13.0460-7229.2	607229			24538 18,5 +	ATE
	1.6	88		04.10			13.0470-7229.2	LD7229			24538 18,5 +	ATE
	1.6 HDi	55		04.08								
	1.6 HDi	66		04.08								
	1.6 HDi	80		04.08								
	1.6 HDi	82		08.10								
	1.6 HDi 115	84		03.13								
	1.6 HDi 4x4	66		04.12								
	1.6 i 16V	66		04.08								
	1.6 i 16V	80		04.08								
	1.6	72		08.10			24.0126-0120.1	426120			283 26,0 24,0 V +S +B	
	1.6	88		04.10			24.0326-0120.1	526120			283 26,0 24,0 V +S +B PD	
	1.6 HDi	55		04.08								
	1.6 HDi	66		04.08								
	1.6 HDi	80		04.08								
	1.6 HDi	82		08.10								
	1.6 HDi 115	84		03.13								
	1.6 HDi 4x4	66		04.12								
	1.6 i 16V	66		04.08								
	1.6 i 16V	80		04.08								
	1.6	72		08.10			13.0460-2745.2	602745			24765 16,5 /Zub/S	LUC
	1.6	88		04.10								
	1.6 HDi	55		04.08								
	1.6 HDi	66		04.08								
	1.6 HDi	80		04.08								
	1.6 HDi	82		08.10								
	1.6 HDi 115	84		03.13								
	1.6 HDi 4x4	66		04.12								
	1.6 i 16V	66		04.08								
	1.6 i 16V	80		04.08								

PEUGEOT RCZ (10-)

	1.6 16V	115		03.10			13.0460-7202.2	607202			23589 19,1 +	ATE
	2.0 HDi	120		03.10		+ 18" Rad ¹⁾	13.0470-7202.2	LD7202			23589 19,1 +	ATE
	1.6 16V	147		06.10			13.0460-7279.2	607279			25069 17,3 +/WE	ATE
	2.0 HDi	120		03.10		+ 19" Rad ²⁾						
	1.6 16V	115		03.10			13.0460-2761.2	602761			24922 17,5 /Zub/S	LUC
	1.6 16V	147		03.10								
	2.0 HDi	120		03.10								
	1.6 16V	115		03.10			24.0112-0162.1	412162			290 12,0 10,0 +S +B	
	1.6 16V	147		06.10								
	2.0 HDi	120		03.10								

PEUGEOT iON (10-)

	Electric	49		11.10			13.0460-5621.2	605621			24423 14,6 /Zub	
--	----------	----	--	-------	--	--	----------------	--------	--	--	-----------------	--

PONTIAC TRANS SPORT (97-)

	3.4			03.97	09.98		13.0460-8002.2	608002			23358 18,0 +/WK	
	3.4			03.97			24.0132-0110.1	432110			278 32,2 30,7 V	
	3.4			03.97			24.0111-0133.1	411133			278 11,0 9,0 +B	











































PORSCHE 911 CABRIO (964) (89-94)

	3.6 CARRERA	184		07.89	05.94		24.8190-0917.2	620917	2		Warnkontakt L=518mm	
	3.6 CARRERA 4	184		05.89	05.94							
	3.6 CARRERA	184		07.89	05.94		24.0128-0174.1	428174			298 28,0 26,0 V L	
	3.6 CARRERA 4	184		05.89	05.94							
	3.6 CARRERA	184		07.89	05.94		13.0460-4070.2	604070			21163 14,5 /WE	ATE
	3.6 CARRERA 4	184		05.89	05.94		24.8190-0918.2	620918	2		Warnkontakt L=440mm	
	3.6 CARRERA	184		07.89	05.94		24.0124-0117.1	424117			299 24,0 22,0 V L	
	3.6 CARRERA 4	184		05.89	05.94							
	3.6 CARRERA	184		07.89	05.94		03.0137-3002.2	653002			180 x 25	
	3.6 CARRERA 4	184		05.89	05.94							

¹⁾ + 18" wheel / + ruota 18" / + roue 18" / + rueda 18"





























²⁾ + 19" wheel / + ruota 19" / + roue 19" / + rueda 19"



	 kW							
PORSCHE 911 (993) (93-97)								
	3.6 CARRERA 3.6 CARRERA 4 3.8 CARRERA 210 3.8 CARRERA 4 210		10.93 09.97 07.94 09.97 06.95 09.97 06.95 09.97		24.8190-0917.2 620917	2		Warnkontakt L=518mm
	3.6 TURBO 4 300 3.6 TURBO GT2 316 3.6 TURBO GT2 4 3.8 CARRERA RS 221 3.8 CARRERA RS 4 221		03.95 09.97 03.95 09.97 08.95 09.97 06.95 09.97 08.95 09.97		13.0460-4056.2 604056 24.8190-0926.2 620926	2		21402 17,5 /WE BRE Warnkontakt L=475mm
	3.6 CARRERA 3.6 CARRERA 4 3.8 CARRERA 210 3.8 CARRERA 4 210		10.93 09.97 07.94 09.97 06.95 09.97 06.95 09.97		24.0132-0142.1 432142 24.0132-0143.1 432143		 	304 32,0 30,0 V L +B 304 32,0 30,0 V L +B
	3.6 TURBO 4 300 3.6 TURBO GT2 316 3.6 TURBO GT2 4 3.8 CARRERA RS 221 3.8 CARRERA RS 4 221		03.95 09.97 03.95 09.97 08.95 09.97 06.95 09.97 08.95 09.97		24.0132-0163.2 432163 24.0132-0164.2 432164		 zweiteilige Bremsscheibe/ mit ABE 1  zweiteilige Bremsscheibe/ mit ABE 1	322 32,0 30,0 V L 322 32,0 30,0 V L
	3.6 CARRERA 3.6 CARRERA 4 3.8 CARRERA 210 3.8 CARRERA 4 210		10.93 09.97 07.94 09.97 06.95 09.97 06.95 09.97		24.8190-0920.2 620920	2		Warnkontakt L=698mm
	3.6 TURBO 4 300 3.6 TURBO GT2 316 3.6 TURBO GT2 4 3.8 CARRERA RS 221 3.8 CARRERA RS 4 221		03.95 09.97 03.95 09.97 08.95 09.97 06.95 09.97 08.95 09.97		24.8190-0920.2 620920	2		Warnkontakt L=698mm
	3.6 CARRERA 3.6 CARRERA 4 3.8 CARRERA 210 3.8 CARRERA 4 210		10.93 09.97 07.94 09.97 06.95 09.97 06.95 09.97		24.0124-0183.1 424183			299 24,0 22,0 V L +B
PORSCHE 911 TARGA (993) (95-97)								
	3.6 CARRERA 210		08.95 09.97		24.8190-0917.2 620917	2		Warnkontakt L=518mm
	3.6 CARRERA 210		08.95 09.97		24.0132-0142.1 432142 24.0132-0143.1 432143		 	304 32,0 30,0 V L +B 304 32,0 30,0 V L +B
	3.6 CARRERA 210		08.95 09.97		24.8190-0920.2 620920	2		Warnkontakt L=698mm
	3.6 CARRERA 210		08.95 09.97		24.0124-0183.1 424183			299 24,0 22,0 V L +B
PORSCHE 911 CABRIO (993) (94-97)								
	3.6 CARRERA 3.6 CARRERA 4 3.8 CARRERA 210 3.8 CARRERA 4 210		07.94 09.97 07.94 09.97 06.95 09.97 06.95 09.97		24.8190-0917.2 620917	2		Warnkontakt L=518mm
	3.8 CARRERA RS 221 3.8 CARRERA RS 4 221		08.95 09.97 08.95 09.97		13.0460-4056.2 604056 24.8190-0926.2 620926	2		21402 17,5 /WE BRE Warnkontakt L=475mm
	3.6 CARRERA 3.6 CARRERA 4 3.8 CARRERA 210 3.8 CARRERA 4 210		07.94 09.97 07.94 09.97 06.95 09.97 06.95 09.97		24.0132-0142.1 432142 24.0132-0143.1 432143		 	304 32,0 30,0 V L +B 304 32,0 30,0 V L +B
	3.6 CARRERA 3.6 CARRERA 4 3.8 CARRERA 210 3.8 CARRERA 4 210		07.94 09.97 07.94 09.97 06.95 09.97 06.95 09.97		24.8190-0920.2 620920	2		Warnkontakt L=698mm
	3.8 CARRERA RS 221 3.8 CARRERA RS 4 221		08.95 09.97 08.95 09.97		24.8190-0920.2 620920	2		Warnkontakt L=698mm
	3.6 CARRERA 3.6 CARRERA 4 3.8 CARRERA 210 3.8 CARRERA 4 210		07.94 09.97 07.94 09.97 06.95 09.97 06.95 09.97		24.0124-0183.1 424183			299 24,0 22,0 V L +B
PORSCHE 911 (996) (97-05)								
	3.4 CARRERA 3.4 CARRERA 4 3.6 CARRERA 3.6 CARRERA 4		09.97 09.01 06.97 09.01 10.01 08.05 10.01 08.05		13.0460-4987.2 604987 24.8190-0921.2 620921	2		23329 17,0 /WE BRE Warnkontakt L=440mm
	3.6 CARRERA 3.6 CARRERA 4 3.6 TURBO 4 3.6 GT3 3.6 GT3		01.02 12.02 01.02 12.02 06.00 08.05 03.99 12.02 01.03 08.05		13.0460-4999.2 604999 24.8190-0921.2 620921 24.8190-0921.2 620921 24.8190-0921.2 620921	2	- Keramikbremse 2) - Keramikbremse 2) - Keramikbremse 2) - Keramikbremse 2)	23330 17,0 /WE BRE Warnkontakt L=440mm Warnkontakt L=440mm Warnkontakt L=440mm
	3.4 CARRERA 3.4 CARRERA 4 3.6 CARRERA 3.6 CARRERA 4		09.97 09.01 09.97 09.01 10.01 08.05 10.01 08.05		24.0128-0131.1 428131 24.0128-0130.1 428130		 	318 28,0 26,0 V L +B 318 28,0 26,0 V L +B
	3.6 CARRERA 3.6 CARRERA 4 3.6 TURBO 4		01.02 08.05 01.02 08.05 06.00 08.05		24.0134-0101.1 434101 24.0134-0102.1 434102		 - Keramikbremse 2)  - Keramikbremse 2)	330 34,0 32,0 V L +B 330 34,0 32,0 V L +B

1) two-piece brake disc/ with ABE / disco frenante en due parti/ con ABE / disque d.fr.en deux parties/ avec ABE / disco de fr.de dos piezas/ con ABE

2) - ceramic brake / - freno in ceramica / - frein de céramique / - freno de cerámica

										
PORSCHE 911 (996) (97-05)										
	3.4 CARRERA		09.97	09.01	13.0460-4988.2	604988	2	21792 15,5 /WE Warnkontakt L=440mm	BRE	
	3.4 CARRERA 4		06.97	09.01	24.8190-0921.2	620921				
	3.6 CARRERA		10.01	08.05						
	3.6 CARRERA 4		10.01	08.05						
	3.6 CARRERA		01.02	08.05	13.0460-4987.2	604987	2	- Keramikbremse ¹⁾ Warnkontakt L=440mm	BRE	
	3.6 CARRERA 4		01.02	08.05	24.8190-0921.2	620921				
	3.6 TURBO 4		01.02	08.08						
	3.6 GT3		03.99	08.05						
	3.4 CARRERA		09.97	09.01	24.0124-0176.1	424176		299 24,0 22,0 V L +B		
	3.4 CARRERA 4		06.97	09.01						
	3.6 CARRERA		10.01	08.05						
	3.6 CARRERA 4		10.01	08.05						
	3.6 CARRERA		01.02	08.05	24.0128-0197.1	428197		330 28,0 26,0 V L +B		
	3.6 CARRERA 4		01.02	08.05	24.0128-0196.1	428196				
	3.6 TURBO 4		06.00	08.05						
	3.6 GT2		04.01	08.05	24.0128-0197.1	428197				
	3.6 GT3		03.99	08.05	24.0128-0196.1	428196		330 28,0 26,0 V L +B		
	3.6 CARRERA		01.03	08.05	03.0137-3002.2	653002				
	3.6 CARRERA 4		01.03	08.05						
	3.6 GT2		01.03	08.05						
	3.6 GT3		01.03	08.05				180 x 25		
	3.6 TURBO 4		01.03	08.05						
	3.6 CARRERA		01.03	08.05						
	3.6 CARRERA 4		01.03	08.05						
PORSCHE 911 TARGA (996) (01-05)										
	3.6	235	12.01	08.05	13.0460-4987.2	604987	2	23329 17,0 /WE Warnkontakt L=440mm	BRE	
	3.6	235	12.01	08.05	24.8190-0921.2	620921				
	3.6	235	12.01	08.05	24.0128-0131.1	428131		318 28,0 26,0 V L +B 318 28,0 26,0 V L +B		
	3.6	235	12.01	08.05	24.0128-0130.1	428130				
	3.6	235	12.01	08.05	13.0460-4988.2	604988	2	21792 15,5 /WE Warnkontakt L=440mm	BRE	
	3.6	235	12.01	08.05	24.8190-0921.2	620921				
	3.6	235	12.01	08.05	24.0124-0176.1	424176		299 24,0 22,0 V L +B		
	3.6	235	12.01	08.05	24.0124-0176.1	424176				
	3.6	235	01.03	08.05	03.0137-3002.2	653002		180 x 25		
	3.6	235	01.03	08.05	03.0137-3002.2	653002				
PORSCHE 911 CABRIO (996) (98-05)										
	3.4 CARRERA		02.98	09.01	13.0460-4987.2	604987	2	23329 17,0 /WE Warnkontakt L=440mm	BRE	
	3.4 CARRERA 4		02.98	09.01	24.8190-0921.2	620921				
	3.6 CARRERA		10.01	08.05						
	3.6 CARRERA 4		10.01	08.05						
	3.6 CARRERA		01.02	08.05	13.0460-4999.2	604999	2	- Keramikbremse ¹⁾ Warnkontakt L=440mm	BRE	
	3.6 CARRERA 4		01.02	08.05	24.8190-0921.2	620921				
	3.6 TURBO 4		10.03	08.05						
	3.4 CARRERA		02.98	09.01	24.0128-0131.1	428131				
	3.4 CARRERA 4		02.98	09.01	24.0128-0130.1	428130		318 28,0 26,0 V L +B 318 28,0 26,0 V L +B		
	3.6 CARRERA		10.01	08.05						
	3.6 CARRERA 4		10.01	08.05						
	3.6 CARRERA		01.02	08.05	24.0134-0101.1	434101				
	3.6 CARRERA 4		01.02	08.05	24.0134-0102.1	434102		330 34,0 32,0 V L +B 330 34,0 32,0 V L +B		
	3.6 TURBO 4		10.03	08.05						
	3.4 CARRERA		02.98	09.01	13.0460-4988.2	604988				
	3.4 CARRERA 4		02.98	09.01	24.8190-0921.2	620921				
	3.6 CARRERA		10.01	08.05			2	21792 15,5 /WE Warnkontakt L=440mm	BRE	
	3.6 CARRERA 4		10.01	08.05						
	3.4 CARRERA		02.98	09.01	13.0460-4987.2	604987				
	3.4 CARRERA 4		02.98	09.01	24.8190-0921.2	620921				
	3.6 CARRERA		10.01	08.05			2	- Keramikbremse ¹⁾ Warnkontakt L=440mm	BRE	
	3.6 CARRERA 4		10.01	08.05						
	3.6 CARRERA		10.01	08.05						
	3.6 TURBO 4		10.03	08.05						
	3.4 CARRERA		02.98	09.01	24.0124-0176.1	424176		299 24,0 22,0 V L +B		
	3.4 CARRERA 4		02.98	09.01						
	3.6 CARRERA		10.01	08.05						
	3.6 CARRERA 4		10.01	08.05						
	3.6 CARRERA		01.02	08.05	24.0128-0197.1	428197		- Keramikbremse ¹⁾ 330 28,0 26,0 V L +B		
	3.6 CARRERA 4		01.02	08.05	24.0128-0196.1	428196				
	3.6 TURBO 4		10.03	08.05						
	3.6 CARRERA		01.03	08.05						
	3.6 CARRERA 4		01.03	08.05	03.0137-3002.2	653002		180 x 25		
	3.6 CARRERA 4		01.03	08.05						
	3.6 TURBO 4		10.03	08.05						
	3.6 CARRERA		01.03	08.05						
PORSCHE 911 COUPE (997) (04-)										
	3.6 Carrera	239	07.04		- Keramikbremse ¹⁾	13.0460-4842.2	604842		24049 17,0 /WE	BRE
	3.6 Carrera 4	239	07.04		- Keramikbremse ¹⁾	13.0460-4842.2	604842		24049 17,0 /WE	BRE
	3.8 Carrera S	261	07.04		- Keramikbremse ¹⁾	13.0460-4999.2	604999		23330 17,0 /WE	BRE
	3.8 Carrera S	280	08.05		- Keramikbremse ¹⁾	24.8190-0933.2	620933		Warnkontakt L=305mm	BRE
						24.8190-0931.2	620931		Warnkontakt L=336mm	

¹⁾ - ceramic brake / - freno in ceramica / - frein de céramique / - freno de cerámica


























































PORSCHE 911 COUPE (997) (04-)

	3.8 Carrera GTS	300	06.09	- Keramikbremse ¹⁾	24.8190-0933.2	620933		Warnkontakt L=305mm
	3.8 Carrera S	283	06.08	- Keramikbremse ¹⁾	24.8190-0931.2	620931		Warnkontakt L=336mm
	3.8 Carrera 4S	261	07.04	- Keramikbremse ¹⁾	13.0460-4999.2	604999		23330 17,0 /WE BRE
	3.8 Carrera 4S	280	08.05	- Keramikbremse ¹⁾				
	3.6 Carrera	239	07.04	- Keramikbremse ¹⁾	24.0128-0131.1	428131		318 28,0 26,0 V L +B
	3.6 Carrera 4	239	07.04	- Keramikbremse ¹⁾	24.0128-0130.1	428130		318 28,0 26,0 V L +B
	3.6 Carrera	254	06.08	- Keramikbremse ¹⁾	24.0128-0247.1	428247		330 28,0 26,0 V L +B
	3.6 Carrera 4	254	06.08	- Keramikbremse ¹⁾	24.0128-0246.1	428246		330 28,0 26,0 V L +B
	3.8 Carrera 4S	261	07.04	- Keramikbremse ¹⁾	24.0134-0101.1	434101		330 34,0 32,0 V L +B
	3.8 Carrera 4S	280	08.05	- Keramikbremse ¹⁾	24.0134-0102.1	434102		330 34,0 32,0 V L +B
	3.8 Carrera 4S	283	06.08	- Keramikbremse ¹⁾				
	3.8 Carrera S	261	07.04	- Keramikbremse ¹⁾				
	3.8 Carrera S	280	08.05	- Keramikbremse ¹⁾				
	3.8 Carrera S	283	06.08	- Keramikbremse ¹⁾				
	3.6 Carrera	239	07.04	- Keramikbremse ¹⁾	13.0460-4988.2	604988	2	21792 15,5 /WE BRE
	3.6 Carrera 4	239	07.04	- Keramikbremse ¹⁾	24.8190-0921.2	620921		Warnkontakt L=440mm
	3.8 Carrera 4S	261	07.04	- Keramikbremse ¹⁾	13.0460-4842.2	604842		24049 17,0 /WE BRE
	3.8 Carrera 4S	280	08.05	- Keramikbremse ¹⁾				
	3.8 Carrera S	261	07.04	- Keramikbremse ¹⁾				
	3.8 Carrera S	280	08.05	- Keramikbremse ¹⁾				
	3.6 Carrera	239	07.04		24.0124-0176.1	424176		- Keramikbremse ¹⁾
	3.6 Carrera 4	239	07.04		24.0124-0176.1	424176		- Keramikbremse ¹⁾
	3.6 Carrera	254	06.08	12.10	24.0128-0197.1	428197		- Keramikbremse ¹⁾
	3.6 Carrera 4	254	06.08	12.10	24.0128-0196.1	428196		- Keramikbremse ¹⁾
	3.8 Carrera 4S	283	06.08	12.10				330 28,0 26,0 V L +B
	3.8 Carrera S	283	06.08	12.10				330 28,0 26,0 V L +B
	3.6 Carrera	254	01.11		24.0128-0197.1	428197		- Keramikbremse ¹⁾
	3.6 Carrera 4	254	01.11		24.0128-0196.1	428196		- Keramikbremse ¹⁾
	3.8 Carrera 4S	283	01.11					330 28,0 26,0 V L +B
	3.8 Carrera S	283	01.11					330 28,0 26,0 V L +B
	3.8 Carrera S	261	07.04		24.0128-0197.1	428197		- Keramikbremse ¹⁾
	3.8 Carrera S	280	08.05		24.0128-0196.1	428196		- Keramikbremse ¹⁾
	3.8 Carrera 4S	261	07.04		24.0128-0197.1	428197		- Keramikbremse ¹⁾
	3.8 Carrera 4S	280	08.05		24.0128-0196.1	428196		- Keramikbremse ¹⁾
	3.6 Carrera	239	07.04		03.0137-3002.2	653002		180 x 25
	3.6 Carrera 4	239	07.04					
	3.8 Carrera 4S	261	07.04					
	3.8 Carrera S	261	07.04					

PORSCHE 911 CABRIO (997) (05-)

	3.6 Carrera	239	04.05		13.0460-4987.2	604987	2	- Sportausführung/- Keramikbr. ²⁾	23329 17,0 /WE BRE
					13.0460-4842.2	604842		+ Sportausführung/- Keramikbr. ³⁾	24049 17,0 /WE BRE
					24.8190-0931.2	620931		Warnkontakt L=336mm	
	3.6 Carrera 4	239	04.05		13.0460-4842.2	604842		- Keramikbremse ¹⁾	24049 17,0 /WE BRE
	3.6 Carrera 4	254	06.08						
	3.6 Turbo	353	09.07						
	3.8 Turbo 4S	390	02.10						
	3.8 Carrera S	261	04.05		13.0460-4999.2	604999	1	- Keramikbremse ¹⁾	23330 17,0 /WE BRE
	3.8 Carrera S	280	08.05		24.8190-0933.2	620933	1	- Keramikbremse ¹⁾	Warnkontakt L=305mm
	3.8 Carrera S	283	06.08		24.8190-0931.2	620931	1	- Keramikbremse ¹⁾	Warnkontakt L=336mm
	3.8 Carrera 4S	261	04.05		13.0460-4999.2	604999		- Keramikbremse ¹⁾	23330 17,0 /WE BRE
	3.8 Carrera 4S	280	08.05						
	3.8 Carrera 4S	283	06.08						
	3.6 Carrera	239	04.05		24.0128-0131.1	428131		- Keramikbremse ¹⁾	318 28,0 26,0 V L +B
	3.6 Carrera 4	239	04.05		24.0128-0130.1	428130		- Keramikbremse ¹⁾	318 28,0 26,0 V L +B
	3.6 Carrera	254	06.08		24.0128-0247.1	428247		- Keramikbremse ¹⁾	330 28,0 26,0 V L +B
	3.6 Carrera 4	254	06.08		24.0128-0246.1	428246		- Keramikbremse ¹⁾	330 28,0 26,0 V L +B
	3.8 Carrera S	261	04.05		24.0134-0101.1	434101		- Keramikbremse ¹⁾	330 34,0 32,0 V L +B
					24.0134-0102.1	434102		- Keramikbremse ¹⁾	330 34,0 32,0 V L +B
	3.8 Carrera 4S	261	04.05		24.0134-0101.1	434101		- Keramikbremse ¹⁾	330 34,0 32,0 V L +B
					24.0134-0102.1	434102		- Keramikbremse ¹⁾	330 34,0 32,0 V L +B
	3.6 Turbo	353	09.07		24.0134-0101.1	434101		- Keramikbremse ¹⁾	330 34,0 32,0 V L +B
	3.8 Carrera 4S	280	08.05		24.0134-0102.1	434102		- Keramikbremse ¹⁾	330 34,0 32,0 V L +B
	3.8 Carrera 4S	283	06.08						
	3.8 Carrera S	280	08.05						
	3.8 Carrera S	283	06.08						
	3.8 Turbo 4S	390	02.10						
	3.6 Carrera	239	04.05		13.0460-4988.2	604988	2	- Sportausführung/- Keramikbr. ²⁾	21792 15,5 /WE BRE
					13.0460-4843.2	604843		+ Sportausführung/- Keramikbr. ³⁾	XXXXX 15,5 /WE BRE
					24.8190-0921.2	620921		- Sportausführung/- Keramikbr. ²⁾	Warnkontakt L=440mm
	3.6 Carrera 4	239	04.05		13.0460-4988.2	604988	2	- Keramikbremse ¹⁾	21792 15,5 /WE BRE
					24.8190-0921.2	620921		- Keramikbremse ¹⁾	Warnkontakt L=440mm
	3.8 Carrera 4S	261	04.05		13.0460-4842.2	604842		- Keramikbremse ¹⁾	24049 17,0 /WE BRE
	3.8 Carrera S	261	04.05						
	3.6 Carrera	239	04.05		24.0124-0176.1	424176		- Keramikbremse ¹⁾	299 24,0 22,0 V L +B
	3.6 Carrera 4	239	04.05		24.0124-0176.1	424176		- Keramikbremse ¹⁾	299 24,0 22,0 V L +B
	3.6 Carrera	254	06.08		24.0128-0197.1	428197		- Keramikbremse ¹⁾	330 28,0 26,0 V L +B
	3.6 Carrera 4	254	06.08		24.0128-0196.1	428196		- Keramikbremse ¹⁾	330 28,0 26,0 V L +B
	3.6 Turbo	353	09.07						
	3.8 Carrera 4S	280	08.05						
	3.8 Carrera 4S	283	06.08						
	3.8 Carrera S	280	08.05						
	3.8 Carrera S	283	06.08						
	3.8 Turbo 4S	390	02.10						
	3.8 Carrera S	280	08.05						
	3.8 Carrera S	283	08.05						

¹⁾ - ceramic brake / - freno in ceramica / - frein de céramique / - freno de cerámica
²⁾ - sport design/- ceramic brake / - versio.sportiva/-fr.ceramica / - réal.is.sport/-fr.d.céramique / - realiz.deporte/- fr. cerámica
³⁾ + sport design / - ceramic br. / + realiz.sportiva/-fr.ceramica / + réal.is.sport/-fr.d.céramique / + realiz.deporte/- fr. cerámica

									
PORSCHE 911 CABRIO (997) (05-)									
	3.8 Carrera S	283		06.08		24.0128-0197.1	428197	 - Keramikbremse ¹⁾	330 28,0 26,0 V L +B
	3.8 Turbo 4S	390		02.10		24.0128-0196.1	428196	 - Keramikbremse ¹⁾	330 28,0 26,0 V L +B
	3.8 Carrera S	261		04.05		24.0128-0197.1	428197	 - Keramikbremse ¹⁾	330 28,0 26,0 V L +B
						24.0128-0196.1	428196	 - Keramikbremse ¹⁾	330 28,0 26,0 V L +B
	3.8 Carrera 4S	261		04.05		24.0128-0197.1	428197	 - Keramikbremse ¹⁾	330 28,0 26,0 V L +B
						24.0128-0196.1	428196	 - Keramikbremse ¹⁾	330 28,0 26,0 V L +B
	3.6 Carrera	239		04.05		03.0137-3002.2	653002		180 x 25
	3.6 Carrera 4	239		04.05					
	3.8 Carrera 4S	261		04.05					
	3.8 Carrera 4S	280		08.05					
	3.8 Carrera S	261		04.05					
	3.8 Carrera S	280		08.05					
PORSCHE 911 TARGA (997) (06-)									
	3.6 Carrera 4	239		11.06		24.0128-0247.1	428247	 - Keramikbremse ¹⁾	330 28,0 26,0 V L +B
	3.6 TARGA 4	254		06.08		24.0128-0246.1	428246	 - Keramikbremse ¹⁾	330 28,0 26,0 V L +B
	3.8 Carrera 4S	261		11.06					
	3.8 TARGA 4S	283		06.08		24.0134-0101.1	434101	 - Keramikbremse ¹⁾	330 34,0 32,0 V L +B
						24.0134-0102.1	434102	 - Keramikbremse ¹⁾	330 34,0 32,0 V L +B
	3.6 Carrera 4	239		11.06		24.0124-0176.1	424176	- Keramikbremse ¹⁾	299 24,0 22,0 V L +B
	3.6 TARGA 4	254		06.08					
	3.8 Carrera 4S	261		11.06					
	3.8 TARGA 4S	283		06.08		24.0128-0197.1	428197	 - Keramikbremse ¹⁾	330 28,0 26,0 V L +B
						24.0128-0196.1	428196	 - Keramikbremse ¹⁾	330 28,0 26,0 V L +B
PORSCHE 911 COUPE (991) (11-)									
	3.4 Carrera 4S	257		11.12		24.0128-0197.1	428197	 - Keramikbremse ¹⁾	330 28,0 26,0 V L +B
	3.8 Carrera 4S			11.12		24.0128-0196.1	428196	 - Keramikbremse ¹⁾	330 28,0 26,0 V L +B
	3.8 Carrera S	294		12.11					
	3.8 Carrera S	316		07.12					
PORSCHE 911 CABRIO (991) (12-)									
	3.4 Carrera 4S	257		11.12		24.0128-0197.1	428197	 - Keramikbremse ¹⁾	330 28,0 26,0 V L +B
	3.8 Carrera 4S			11.12		24.0128-0196.1	428196	 - Keramikbremse ¹⁾	330 28,0 26,0 V L +B
	3.8 Carrera S	294		03.12					
	3.8 Carrera S	316		07.12					
PORSCHE 968 COUPE (91-95)									
	3.0	176		06.91	11.95 - Sportfahrwerk ²⁾	24.8190-0916.2	620916	2	Warnkontakt L=395mm
	3.0	176		06.91	11.95 + Sportfahrwerk ³⁾	24.8190-0916.2	620916	2	Warnkontakt L=395mm
	3.0	176		06.91	11.95 - Sportfahrwerk ²⁾	24.0128-0167.1	428167		298 28,0 26,0 V L +B
	3.0	176		06.91	11.95	24.8190-0916.2	620916	2	Warnkontakt L=395mm
	3.0	176		06.91	11.95 - Sportfahrwerk ²⁾	24.0124-0117.1	424117		299 24,0 22,0 V L
PORSCHE 968 CABRIO (91-95)									
	3.0	176		06.91	11.95 - Sportfahrwerk ²⁾	24.8190-0916.2	620916	2	Warnkontakt L=395mm
	3.0	176		06.91	11.95 + Sportfahrwerk ³⁾	24.8190-0916.2	620916	2	Warnkontakt L=395mm
	3.0	176		06.91	11.95 - Sportfahrwerk ²⁾	24.0128-0167.1	428167		298 28,0 26,0 V L +B
	3.0	176		06.91	11.95	24.8190-0916.2	620916	2	Warnkontakt L=395mm
	3.0	176		06.91	11.95 - Sportfahrwerk ²⁾	24.0124-0117.1	424117		299 24,0 22,0 V L
PORSCHE CARRERA GT (980) (03-07)									
	5.7 V10	450		07.03	05.07	24.0711-5271.3	360301	 	Radsensor
						24.0711-5272.3	360302	 	Radsensor
	5.7 V10	450		07.03	05.07	24.0711-5271.3	360301	 	Radsensor
						24.0711-5272.3	360302	 	Radsensor
PORSCHE BOXSTER (986) (96-04)									
	2.5	150		09.96	07.99	13.0460-4814.2	604814		21937 15,5 /WE BRE
	2.7	162		08.99	06.02	24.8190-0921.2	620921	2	Warnkontakt L=440mm
	2.7	168		07.02	12.04				
	3.2 S	185		08.99	06.02	13.0460-4987.2	604987		23329 17,0 /WE BRE
	3.2 S	191		07.02	12.04	24.8190-0921.2	620921	2	Warnkontakt L=440mm
	3.2 S	196		01.04	12.04				
	2.5	150		09.96	07.99	24.0124-0165.1	424165		298 24,0 22,0 V L +B
	2.7	162		08.99	06.02				
	2.7	168		07.02	12.04				

¹⁾ - ceramic brake / - freno in ceramica / - frein de céramique / - freno de cerámica

²⁾ - sports suspension / - sospensione sportiva / - châssis de sport / - suspensión deportiva

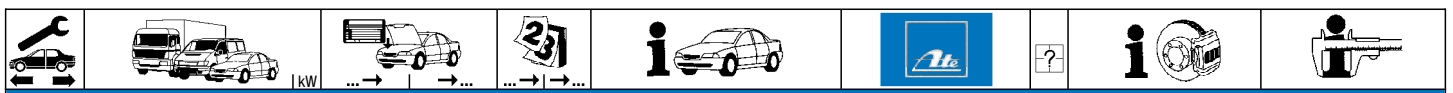
³⁾ + sports suspension / + sospensione sportiva / + châssis de sport / + suspensión deportiva

PORSCHE BOXSTER (986) (96-04)																			
	3.2 S	185		08.99	06.02	24.0128-0131.1	428131												318 28,0 26,0 V L +B 318 28,0 26,0 V L +B
	3.2 S	191		07.02	12.04	24.0128-0130.1	428130												
	3.2 S	196		01.04	12.04														
	2.5	150		09.96	07.99	13.0460-4988.2	604988		2										21792 15,5 /WE BRE Warnkontakt L=440mm
	2.7	162		08.99	06.02	24.8190-0922.2	620922												
	2.7	168		07.02	12.04														
	3.2 S	185		08.99	06.02	13.0460-4988.2	604988		2										21792 15,5 /WE BRE Warnkontakt L=440mm
	3.2 S	191		07.02	12.04	24.8190-0922.2	620922												
	3.2 S	196		01.04	12.04														
	2.5	150		09.96	07.99	24.0120-0176.1	420176												292 20,0 18,0 V L +B
	2.7	162		08.99	06.02														
	2.7	168		07.02	12.04														
	3.2 S	185		08.99	06.02	24.0124-0194.1	424194												299 24,0 22,0 V L +B
	3.2 S	191		07.02	12.04														
	3.2 S	196		01.04	12.04														
	2.5	150		09.96	07.99	03.0137-0421.2	650421												164 x 20
	2.7	162		08.99	06.02														
	2.7	168		07.02	12.04														
	3.2 S	191		07.02	12.04	03.0137-3002.2	653002												180 x 25
	3.2 S	196		01.04	12.04														
PORSCHE BOXSTER (987) (05-11)																			
	2.7	176		11.04	07.06	13.0460-4815.2	604815		1										21937 15,5 /WE BRE Warnkontakt L=295mm Warnkontakt L=305mm
	2.7	180		06.06	09.11	24.8190-0934.2	620934												
	2.7	176		11.04	07.06	24.0124-0211.1	424211		1										298 24,0 22,0 V L +B 298 24,0 22,0 V L +B
	2.7	180		06.06	09.11	24.0124-0210.1	424210												
	2.9	188		06.09	09.11	24.0128-0131.1	428131												318 28,0 26,0 V L +B 318 28,0 26,0 V L +B
	3.2 S	206		11.04	07.06	24.0128-0130.1	428130												
	3.4 S	217		06.06	09.11														
	3.4 S	228		06.09	09.11														
	3.4 S RS SPYDER	223		08.08	09.11														
	2.7	176		11.04	07.06	13.0460-4816.2	604816		2										24541 15,5 +/-WE BRE Warnkontakt L=461mm
	2.7	180		06.06	09.11	24.8190-0932.2	620932												
	2.9	188		06.09	09.11														
	3.2 S	206		11.04	07.06	13.0460-4988.2	604988												
	3.4 S	217		06.06	09.11	24.8190-0922.2	620922												
	3.4 S	228		06.09	09.11				2										21792 15,5 /WE BRE Warnkontakt L=440mm
	3.4 S RS SPYDER	223		08.08	09.11														
	2.7	176		11.04	07.06	24.0120-0212.1	420212												
	2.7	180		06.06	09.11														
	2.9	188		06.09	09.11														
	3.2 S	206		11.04	07.06	24.0124-0194.1	424194												299 24,0 22,0 V L +B
	3.4 S	217		06.06	09.11														
	3.4 S	228		06.09	09.11														
	3.4 S RS SPYDER	223		08.08	09.11														
	2.7	176		11.04	07.06	03.0137-3002.2	653002												
	2.7	180		06.06	09.11														180 x 25
	2.9	188		06.09	09.11														
	3.2 S	206		11.04	07.06														
	3.4 S	217		06.06	09.11														
	3.4 S RS SPYDER	223		08.08	09.11														
PORSCHE BOXSTER (981) (12-)																			
	2.7	195		04.12		13.0460-4816.2	604816												24541 15,5 +/-WE BRE - Keramikbremse ¹⁾
	3.4 S	232		04.12															
	2.7	195		04.12		24.0120-0212.1	420212												299 20,0 18,0 V L +B - Keramikbremse ¹⁾
PORSCHE CAYENNE I (03-10)																			
	3.0 TDI	176		02.09	04.10	13.0460-4992.2	604992		2										23692 16,6 /WE BRE 23692 16,6 /WE BRE Einbausatz Warnkontakt L=417,4mm
	3.2	177		08.03	04.10	13.0470-4992.2	LD4992												
	3.2	184		10.03	12.06	13.0460-0279.2	610279												
	3.6	213		01.07	04.10	24.8190-0929.2	620929												
	GTS 4.8	298		10.07	04.10	13.0460-4992.2	604992												
	S 4.5	250		09.02	12.06	13.0460-0279.2	610279												
	S 4.8	283		01.07	04.10	24.8190-0929.2	620929												
	Turbo 4.5	331		09.02	12.06														
	Turbo S 4.5	368		01.04	04.10														
	Turbo S 4.5	383		01.04	04.10														
	Turbo S 4.8	368		01.07	04.10														
	Turbo S 4.8	397		02.07	12.09														
	Turbo S 4.8	404		08.08	04.10														
3.0 TDI	176		02.09	04.10	13.0460-4993.2	604993		2										23693 16,6 /WE BRE 23693 16,6 /WE BRE Einbausatz Warnkontakt L=417,4mm	
3.2	177		08.03	04.10	13.0470-4993.2	LD4993													
3.2	184		10.03	12.06	13.0460-0279.2	610279													
3.6	213		01.07	04.10	24.8190-0929.2	620929													
GTS 4.8	298		10.07	04.10	13.0460-4993.2	604993													
S 4.5	250		09.02	12.06	13.0460-0279.2	610279													
S 4.8	283		01.07	04.10	24.8190-0929.2	620929													
Turbo 4.5	331		09.02	12.06															

¹⁾ - ceramic brake / - freno in ceramica / - frein de céramique / - freno de cerámica

²⁾ + 17" wheel/ + black caliper / + ruota 17"/ + pinza nero / + roue 17"/ + étrier noir / + rueda 17"/ + pinza negro

³⁾ + 18" wheel/ + silver caliper / + ruota 18"/ + pinza argento / + roue 18"/ + étrier argent / + rueda 18"/ + pinza plata



PORSCHE CAYENNE I (03-10)

	Turbo S 4.5	368	01.04	04.10	+ 18" Rad/ + silberner Sattel ¹⁾	13.0460-4993.2	604993	2	23693 16,6 /WE Einbausatz Warnkontakt L=417,4mm	BRE				
	Turbo S 4.5	383	01.04	04.10	+ 18" Rad/ + silberner Sattel ¹⁾	13.0460-0279.2	610279							
	Turbo S 4.8	368	01.07	01.07	+ 18" Rad/ + silberner Sattel ¹⁾	24.8190-0929.2	620929							
	Turbo S 4.8	397	02.07	04.10	+ 18" Rad/ + silberner Sattel ¹⁾									
	Turbo S 4.8	404	08.08	04.10	+ 18" Rad/ + silberner Sattel ¹⁾									
	3.0 TDI	176	02.09	04.10	+ 18" Rad/ + roter Sattel ²⁾	13.0460-4993.2	604993	2	23693 16,6 /WE Warnkontakt L=417,4mm	BRE				
	3.2	177	08.03	04.10	+ 18" Rad/ + roter Sattel ²⁾	24.8190-0929.2	620929							
	3.2	184	10.03	12.06	+ 18" Rad/ + roter Sattel ²⁾									
	3.6	213	01.07	04.10	+ 18" Rad/ + roter Sattel ²⁾									
	GTS 4.8	298	10.07	04.10	+ 18" Rad/ + roter Sattel ²⁾									
	S 4.5	250	09.02	04.10	+ 18" Rad/ + roter Sattel ²⁾									
	S 4.8	283	01.07	04.10	+ 18" Rad/ + roter Sattel ²⁾									
	Turbo 4.5	331	09.02	12.06	+ 18" Rad/ + roter Sattel ²⁾									
	Turbo S 4.5	368	01.04	04.10	+ 18" Rad/ + roter Sattel ²⁾									
	Turbo S 4.5	383	01.04	04.10	+ 18" Rad/ + roter Sattel ²⁾									
	Turbo S 4.8	368	01.07	04.10	+ 18" Rad/ + roter Sattel ²⁾									
	Turbo S 4.8	397	02.07	04.10	+ 18" Rad/ + roter Sattel ²⁾									
	Turbo S 4.8	404	08.08	04.10	+ 18" Rad/ + roter Sattel ²⁾									
		3.0 TDI	176	02.09	04.10	+ 18" Rad/ + roter Sattel ²⁾	13.0460-4852.2				604852	2	24553 15,8 /WE Warnkontakt L=367,4mm	BRE
		3.2	177	08.03	04.10	+ 18" Rad/ + roter Sattel ²⁾	24.8190-0936.2				620936			
3.2		184	10.03	12.06	+ 18" Rad/ + roter Sattel ²⁾									
3.6		213	01.07	04.10	+ 18" Rad/ + roter Sattel ²⁾									
GTS 4.8		298	10.07	04.10	+ 18" Rad/ + roter Sattel ²⁾									
S 4.5		250	08.02	12.06	+ 18" Rad/ + roter Sattel ²⁾									
S 4.8		283	01.07	04.10	+ 18" Rad/ + roter Sattel ²⁾									
Turbo 4.5		331	09.02	12.06	+ 18" Rad/ + roter Sattel ²⁾									
Turbo S 4.5		368	01.04	04.10	+ 18" Rad/ + roter Sattel ²⁾									
Turbo S 4.5		383	01.04	04.10	+ 18" Rad/ + roter Sattel ²⁾									
Turbo S 4.8		368	01.07	04.10	+ 18" Rad/ + roter Sattel ²⁾									
Turbo S 4.8		397	02.07	04.10	+ 18" Rad/ + roter Sattel ²⁾									
Turbo S 4.8		404	08.08	04.10	+ 18" Rad/ + roter Sattel ²⁾									
		3.0 TDI	176	02.09	04.10	+ 19" Rad/ + roter Sattel ³⁾	13.0460-4840.2	604840		23961 16,8 /WE	BRE			
		3.2	177	08.03	04.10	+ 19" Rad/ + roter Sattel ³⁾								
	3.2	184	01.05	12.06	+ 19" Rad/ + roter Sattel ³⁾									
	3.6	213	01.07	04.10	+ 19" Rad/ + roter Sattel ³⁾									
	GTS 4.8	298	10.07	04.10	+ 19" Rad/ + roter Sattel ³⁾									
	S 4.5	250	01.05	12.06	+ 19" Rad/ + roter Sattel ³⁾									
	S 4.8	283	01.07	04.10	+ 19" Rad/ + roter Sattel ³⁾									
	Turbo 4.5	331	01.05	12.06	+ 19" Rad/ + roter Sattel ³⁾									
	Turbo S 4.5	368	01.04	04.10	+ 19" Rad/ + roter Sattel ³⁾									
	Turbo S 4.5	383	01.04	04.10	+ 19" Rad/ + roter Sattel ³⁾									
	Turbo S 4.8	368	01.07	04.10	+ 19" Rad/ + roter Sattel ³⁾									
	Turbo S 4.8	397	02.07	04.10	+ 19" Rad/ + roter Sattel ³⁾									
	Turbo S 4.8	404	08.08	04.10	+ 19" Rad/ + roter Sattel ³⁾									
		3.2	184	10.03	04.10	+ 17" Rad ⁴⁾	24.0132-0117.1	432117					330 32,0 30,0 V L +B 330 32,0 30,0 V L +B	
		3.6	213	01.07	04.10	+ 17" Rad ⁴⁾	24.0132-0118.1	432118						
S 4.5		250	09.02	04.10	+ 17" Rad ⁴⁾									
S 4.8		283	01.07	04.10	+ 17" Rad ⁴⁾									
Turbo S 4.8		368	01.07	04.10	+ 17" Rad ⁴⁾									
	3.2	184	10.03	04.10	+ 18" Rad ⁵⁾	24.0134-0123.1	434123		350 34,0 32,0 V L +B 350 34,0 32,0 V L +B					
	3.6	213	01.07	04.10	+ 18" Rad ⁵⁾	24.0134-0124.1	434124							
	GTS 4.8	298	10.07	04.10	+ 18" Rad ⁵⁾									
	S 4.5	250	09.02	04.10	+ 18" Rad ⁵⁾									
	S 4.8	283	01.07	04.10	+ 18" Rad ⁵⁾									
	Turbo 4.5	331	09.02	04.10	+ 18" Rad ⁵⁾				368 36,0 34,0 V L +B					
	Turbo S 4.8	368	01.07	04.10	+ 18" Rad ⁵⁾									
	Turbo S 4.8	368	01.07	04.10	+ 18" Rad/ + roter Sattel ²⁾	24.0136-0111.1	436111							
	3.0 TDI	176	02.09	04.10		24.0711-5401.3	360330		Radsensor Radsensor					
	3.2	177	08.03	04.10		24.0711-5402.3	360331							
	3.2	184	10.03	12.06										
	3.6	213	01.07	04.10										
	GTS 4.8	298	10.07	04.10										
	S 4.5	250	09.02	12.06										
	S 4.8	283	01.07	04.10										
	Turbo 4.5	331	09.02	12.06										
	Turbo S 4.5	368	01.04	04.10										
	Turbo S 4.5	383	01.04	04.10										
	Turbo S 4.8	368	01.07	04.10										
	Turbo S 4.8	397	02.07	04.10										
	Turbo S 4.8	404	08.08	04.10										
		3.2	184	10.03	12.06	+ 17" Rad ⁴⁾	13.0460-4976.2				604976	2	23694 16,4 /WE Einbausatz Warnkontakt L=252,4mm	BRE
		3.6	213	01.07	12.09	+ 17" Rad ⁴⁾	13.0460-0280.2				610280			
GTS 4.8		298	10.07	12.09	+ 17" Rad/ + roter Sattel ⁶⁾	24.8190-0930.2	620930							
S 4.5		250	09.02	12.06	+ 17" Rad ⁴⁾									
S 4.8		283	01.07	12.09	+ 17" Rad ⁴⁾									
	Turbo 4.5	331	09.02	12.06	+ 17" Rad ⁴⁾			2	Warnkontakt L=252,4mm					
	Turbo S 4.8	368	01.07	12.09	+ 17" Rad ⁴⁾									
	3.6	213	01.10	04.10	+ 17" Rad ⁴⁾	24.8190-0930.2	620930							
	GTS 4.8	298	01.10	04.10	+ 17" Rad/ + roter Sattel ⁶⁾									
	S 4.8	283	01.10	04.10	+ 17" Rad ⁴⁾			2	Warnkontakt L=252,4mm					
	Turbo S 4.8	368	01.10	04.10	+ 17" Rad ⁴⁾									
	3.2	184	01.05	12.06	+ 18" Rad ⁵⁾	13.0460-4976.2	604976							
	S 4.5	250	01.05	12.06	+ 18" Rad ⁵⁾	24.8190-0930.2	620930	2	23694 16,4 /WE Warnkontakt L=252,4mm	BRE				

¹⁾ + 18" wheel/ + silver caliper / + ruota 18"/ + pinza argento / + roue 18"/ + étrier argent / + rueda 18"/ + pinza plata

²⁾ + 18" wheel/ + red caliper / + ruota 18"/ + pinza rosso / + roue 18"/ + étrier rouge / + rueda 18"/ + pinza rojo

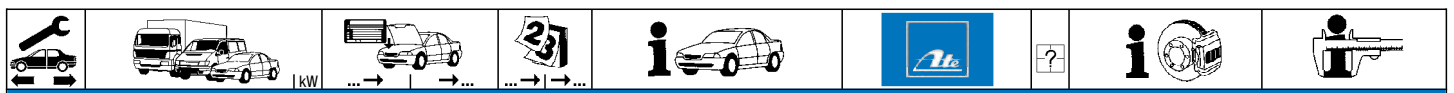
³⁾ + 19" wheel/ + red caliper / + ruota 19"/ + pinza rosso / + roue 19"/ + étrier rouge / + rueda 19"/ + pinza rojo

⁴⁾ + 17" wheel / + ruota 17" / + roue 17" / + rueda 17"

⁵⁾ + 18" wheel / + ruota 18" / + roue 18" / + rueda 18"

⁶⁾ + 17" wheel/ + red caliper / + ruota 17"/ + pinza rosso / + roue 17"/ + étrier rouge / + rueda 17"/ + pinza rojo





PORSCHE CAYENNE I (03-10)

	Turbo 4.5	331		01.05	12.06 + 18" Rad ¹⁾	13.0460-4976.2 604976 24.8190-0930.2 620930	2		23694 16,4 /WE Warnkontakt L=252,4mm	BRE
	3.6	213		01.07	12.09 + 18" Rad ¹⁾	13.0460-4850.2 604850			24296 15,5 /WE	BRE
	S 4.8	283		01.07	12.09 + 18" Rad ¹⁾	24.8190-0937.2 620937	2		Warnkontakt L=237,4mm	
	Turbo S 4.8	368		01.07	12.09 + 18" Rad ¹⁾					
	3.6	213		01.10	04.10 + 18" Rad ¹⁾	24.8190-0937.2 620937	2		Warnkontakt L=237,4mm	
	S 4.8	283		01.10	04.10 + 18" Rad ¹⁾					
	Turbo S 4.8	368		01.10	04.10 + 18" Rad ¹⁾					
	3.0 TDI	176		02.09	04.10 + 19" Rad/ + gelber Sattel ²⁾	24.8190-0937.2 620937	2		Warnkontakt L=237,4mm	
	3.2	177		08.03	04.10 + 19" Rad/ + gelber Sattel ²⁾					
	3.2	184		01.05	12.06 + 19" Rad/ + gelber Sattel ²⁾					
	3.6	213		01.07	04.10 + 19" Rad/ + gelber Sattel ²⁾					
	GTS 4.8	298		10.07	04.10 + 19" Rad/ + gelber Sattel ²⁾					
	S 4.5	250		01.05	12.06 + 19" Rad/ + gelber Sattel ²⁾					
	S 4.8	283		01.07	04.10 + 19" Rad/ + gelber Sattel ²⁾					
	Turbo 4.5	331		01.05	12.06 + 19" Rad/ + gelber Sattel ²⁾					
	Turbo S 4.5	368		01.04	04.10 + 19" Rad/ + gelber Sattel ²⁾					
	Turbo S 4.5	383		01.04	04.10 + 19" Rad/ + gelber Sattel ²⁾					
	Turbo S 4.8	368		01.07	04.10 + 19" Rad/ + gelber Sattel ²⁾					
	Turbo S 4.8	397		02.07	04.10 + 19" Rad/ + gelber Sattel ²⁾					
	Turbo S 4.8	404		08.08	04.10 + 19" Rad/ + gelber Sattel ²⁾					
	3.2	184		10.03	12.04	24.0128-0149.1 428149			330 28,0 26,0 V L +B	
	3.6	213		01.07	04.10 + 17" Rad ³⁾					
	GTS 4.8	298		10.07	04.10 + 17" Rad ³⁾					
	S 4.5	250		09.02	12.04					
	S 4.8	283		01.07	04.10 + 17" Rad ³⁾					
	Turbo 4.5	331		09.02	12.04					
	Turbo S 4.8	368		01.07	04.10 + 17" Rad ³⁾					
	3.2	184		01.05	12.06	24.0128-0169.1 428169			358 28,0 26,0 V L +B	
	3.6	213		01.07	04.10 + 18" Rad ¹⁾					
	S 4.5	250		01.05	12.06					
	S 4.8	283		01.07	04.10 + 18" Rad ¹⁾					
	Turbo 4.5	331		01.05	12.06					
	Turbo S 4.8	368		01.07	04.10 + 18" Rad ¹⁾					
	3.0 TDI	176		02.09	04.10	24.0711-5401.3 360330			Radsensor	
	3.2	177		08.03	04.10	24.0711-5402.3 360331			Radsensor	
	3.2	184		10.03	12.06					
	3.6	213		01.07	04.10					
	GTS 4.8	298		10.07	04.10					
	S 4.5	250		09.02	12.06					
	S 4.8	283		01.07	04.10					
	Turbo 4.5	331		09.02	12.06					
	Turbo S 4.5	368		01.04	04.10					
	Turbo S 4.5	383		01.04	04.10					
	Turbo S 4.8	368		01.07	04.10					
	Turbo S 4.8	397		02.07	04.10					
	Turbo S 4.8	404		08.08	04.10					
	3.2	184		10.03	12.06	03.0137-0451.2 650451			210 x 30	
	3.6	213		01.07	04.10	03.0137-9288.2 669288			Einbausatz	
	GTS 4.8	298		10.07	04.10					
	S 4.5	250		09.02	12.06					
	S 4.8	283		01.07	04.10					
	Turbo 4.5	331		09.02	12.06					
	Turbo S 4.8	368		01.07	04.10					

PORSCHE CAYENNE II (10-)

	3.0 D	155		06.10	+ 18" Rad/ + schwarzer Sattel ⁴⁾	24.8190-0014.2 620014	2		Warnkontakt L=296mm	
	3.0 D	220		06.10	+ 18" Rad/ + schwarzer Sattel ⁴⁾					
	3.6	220		06.10	+ 18" Rad/ + schwarzer Sattel ⁴⁾					
	4.8 GTS	309		06.12	+ 18" Rad/ + schwarzer Sattel ⁴⁾					
	4.8 Turbo	405		06.10	+ 18" Rad/ + schwarzer Sattel ⁴⁾					
	4.8 Turbo S	405		10.12	+ 18" Rad/ + schwarzer Sattel ⁴⁾					
	S 4.2 D	281		10.12	+ 18" Rad/ + schwarzer Sattel ⁴⁾					
	S 4.8	294		06.10	+ 18" Rad/ + schwarzer Sattel ⁴⁾					
	S Hybrid 3.0	245		06.10	+ 18" Rad/ + schwarzer Sattel ⁴⁾					
	3.0 D	155		06.10	+ 18"/19" Rad/+ silb.+elox.+roter Sattel ⁵⁾	24.8190-0014.2 620014	2		Warnkontakt L=296mm	
	3.0 D	220		06.10	+ 18"/19" Rad/+ silb.+elox.+roter Sattel ⁵⁾					
	3.6	220		06.10	+ 18"/19" Rad/+ silb.+elox.+roter Sattel ⁵⁾					
	4.8 GTS	309		06.12	+ 18"/19" Rad/+ silb.+elox.+roter Sattel ⁵⁾					
	4.8 Turbo	405		06.10	+ 18"/19" Rad/+ silb.+elox.+roter Sattel ⁵⁾					
	4.8 Turbo S	405		10.12	+ 18"/19" Rad/+ silb.+elox.+roter Sattel ⁵⁾					
	S 4.2 D	281		10.12	+ 18"/19" Rad/+ silb.+elox.+roter Sattel ⁵⁾					
	S 4.8	294		06.10	+ 18"/19" Rad/+ silb.+elox.+roter Sattel ⁵⁾					
	S Hybrid 3.0	245		06.10	+ 18"/19" Rad/+ silb.+elox.+roter Sattel ⁵⁾					
	3.0 D	155		06.10	+ 18" Rad/ + schwarzer Sattel ⁴⁾	24.0134-0123.1 434123			350 34,0 32,0 V L +B	
	3.0 D	220		06.10	+ 18" Rad/ + schwarzer Sattel ⁴⁾	24.0134-0124.1 434124			350 34,0 32,0 V L +B	
	3.6	220		06.10	+ 18" Rad/ + schwarzer Sattel ⁴⁾					
	4.8 GTS	309		06.12	+ 18" Rad/ + schwarzer Sattel ⁴⁾					
	4.8 Turbo	405		06.10	+ 18" Rad/ + schwarzer Sattel ⁴⁾					
	4.8 Turbo S	405		10.12	+ 18" Rad/ + schwarzer Sattel ⁴⁾					
	S 4.2 D	281		10.12	+ 18" Rad/ + schwarzer Sattel ⁴⁾					
	S 4.8	294		06.10	+ 18" Rad/ + schwarzer Sattel ⁴⁾					
	S Hybrid 3.0	245		06.10	+ 18" Rad/ + schwarzer Sattel ⁴⁾					

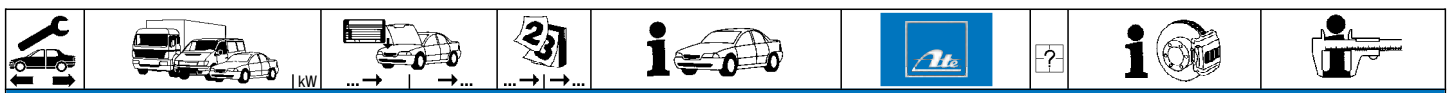
¹⁾ + 18" wheel / + ruota 18" / + roue 18" / + rueda 18"

²⁾ + 19" wheel/ + yellow caliper / + ruota 19" / + pinza giallo / + roue 19" / + étrier jaune / + rueda 19" / + pinza amarillo

³⁾ + 17" wheel / + ruota 17" / + roue 17" / + rueda 17"

⁴⁾ + 18" wheel/+ black caliper / + ruota 18" / + pinza nero / + roue 18" Rad/ + étrier noir / + rueda 18" / + pinza negro

⁵⁾ + 18"/19" wheel/+ silv.+elox.+red caliper / + ruota 18"/19"/+ arg.+elox.+pinza rosso / + roue 18"/19"/+ arg.+ elox.+étrier rouge / + rueda 18"/19"/+ argent.+elox.+pinza rojo



PORSCHE CAYENNE II (10-)

	3.0 D	155	06.10	+ 17"/18" Rad/+ silb.+ silb.eloxiert+roter Sattel ¹⁾	24.8190-0015.2	620015	2	Warnkontakt L=138mm
	3.0 D	155	06.10	+ 17"/18" Rad/+ silb.+ silb.eloxiert+roter Sattel ¹⁾				
	3.6	220	06.10	+ 17"/18" Rad/+ silb.+ silb.eloxiert+roter Sattel ¹⁾				
	4.8 GTS	309	06.12	+ 17"/18" Rad/+ silb.+ silb.eloxiert+roter Sattel ¹⁾				
	4.8 Turbo		06.10	+ 17"/18" Rad/+ silb.+ silb.eloxiert+roter Sattel ¹⁾				
	4.8 Turbo S	405	10.12	+ 17"/18" Rad/+ silb.+ silb.eloxiert+roter Sattel ¹⁾				
	S 4.2 D	281	10.12	+ 17"/18" Rad/+ silb.+ silb.eloxiert+roter Sattel ¹⁾				
	S 4.8	294	06.10	+ 17"/18" Rad/+ silb.+ silb.eloxiert+roter Sattel ¹⁾				
	S Hybrid 3.0	245	06.10	+ 17"/18" Rad/+ silb.+ silb.eloxiert+roter Sattel ¹⁾				
	3.0 D	155	06.10	+ 18" plus Rad/ + roter Sattel ²⁾	24.8190-0015.2	620015	2	Warnkontakt L=138mm
	3.0 D	155	06.10	+ 18" plus Rad/ + roter Sattel ²⁾				
	3.6	220	06.10	+ 18" plus Rad/ + roter Sattel ²⁾				
	4.8 GTS	309	06.12	+ 18" plus Rad/ + roter Sattel ²⁾				
	4.8 Turbo		06.10	+ 18" plus Rad/ + roter Sattel ²⁾				
	4.8 Turbo S	405	10.12	+ 18" plus Rad/ + roter Sattel ²⁾				
	S 4.2 D	281	10.12	+ 18" plus Rad/ + roter Sattel ²⁾				
	S 4.8	294	06.10	+ 18" plus Rad/ + roter Sattel ²⁾				
	S Hybrid 3.0	245	06.10	+ 18" plus Rad/ + roter Sattel ²⁾				
	3.0 D	155	06.10	+ 17"/18" Rad/+ silb.+ silb.eloxiert+roter Sattel ¹⁾	24.0128-0149.1	428149		330 28,0 26,0 V L + B
	3.0 D	155	06.10	+ 17"/18" Rad/+ silb.+ silb.eloxiert+roter Sattel ¹⁾				
	3.6	220	06.10	+ 17"/18" Rad/+ silb.+ silb.eloxiert+roter Sattel ¹⁾				
	4.8 GTS	309	06.12	+ 17"/18" Rad/+ silb.+ silb.eloxiert+roter Sattel ¹⁾				
	4.8 Turbo		06.10	+ 17"/18" Rad/+ silb.+ silb.eloxiert+roter Sattel ¹⁾				
	4.8 Turbo S	405	10.12	+ 17"/18" Rad/+ silb.+ silb.eloxiert+roter Sattel ¹⁾				
	S 4.2 D	281	10.12	+ 17"/18" Rad/+ silb.+ silb.eloxiert+roter Sattel ¹⁾				
	S 4.8	294	06.10	+ 17"/18" Rad/+ silb.+ silb.eloxiert+roter Sattel ¹⁾				
	S Hybrid 3.0	245	06.10	+ 17"/18" Rad/+ silb.+ silb.eloxiert+roter Sattel ¹⁾				
	3.0 D	155	06.10	+ 18" plus Rad/ + roter Sattel ²⁾	24.0128-0169.1	428169		358 28,0 26,0 V L + B
	3.0 D	155	06.10	+ 18" plus Rad/ + roter Sattel ²⁾				
	3.6	220	06.10	+ 18" plus Rad/ + roter Sattel ²⁾				
	4.8 GTS	309	06.12	+ 18" plus Rad/ + roter Sattel ²⁾				
	4.8 Turbo		06.10	+ 18" plus Rad/ + roter Sattel ²⁾				
	4.8 Turbo S	405	10.12	+ 18" plus Rad/ + roter Sattel ²⁾				
	S 4.2 D	281	10.12	+ 18" plus Rad/ + roter Sattel ²⁾				
	S 4.8	294	06.10	+ 18" plus Rad/ + roter Sattel ²⁾				
	S Hybrid 3.0	245	06.10	+ 18" plus Rad/ + roter Sattel ²⁾				
	3.0 D	155	06.10	12.10	03.0137-3019.2	653019		210 x 30
	3.0 D	220	06.10	12.10	03.0137-9288.2	669288		Einbausatz
	3.6		06.10	12.10				
	4.8 Turbo		06.10	12.10				
	S 4.8	294	06.10	12.10				
	S Hybrid 3.0	245	06.10	12.10				
	3.0 D	155	01.11		03.0137-3019.2	653019		210 x 30
	3.0 D	155	01.11					
	3.6	220	01.11					
	4.8 GTS	309	06.12					
	4.8 Turbo		01.11					
	4.8 Turbo S	405	10.12					
	S 4.2 D	281	10.12					
	S 4.8	294	01.11					
	S Hybrid 3.0	245	01.11					




























PORSCHE CAYMAN (987C) (05-12)

	2.7	180	05.06	05.12	13.0460-4815.2	604815	1	21937 15,5 /WE BRE
					24.8190-0934.2	620934	1	Warnkontakt L=295mm
					24.8190-0933.2	620933	1	Warnkontakt L=305mm
	3.4 S	217	11.05	05.12	24.8190-0935.2	620935	1	Warnkontakt L=315mm
	3.4 S	235	02.09	05.12	24.8190-0935.2	620935	1	Warnkontakt L=315mm
	2.7	180	05.06	05.12	24.0124-0211.1	424211		298 24,0 22,0 V L + B
					24.0124-0210.1	424210		298 24,0 22,0 V L + B
	2.9	195	02.09	05.12	24.0128-0131.1	428131		318 28,0 26,0 V L + B
	3.4 S	217	11.05	05.12	24.0128-0130.1	428130		318 28,0 26,0 V L + B
	3.4 S	235	02.09	05.12				
	2.7	180	05.06	05.12	13.0460-4816.2	604816	2	24541 15,5 +/WE BRE
	2.9	195	02.09	05.12	24.8190-0932.2	620932		Warnkontakt L=461mm
	3.4 S	235	02.09	05.12				
	3.4 S Sport	223	08.08	05.12				
	R 3.4	243	11.10	05.12	13.0460-4816.2	604816	2	24541 15,5 +/WE BRE
	2.7	180	05.06	05.12	24.8190-0922.2	620922	2	Warnkontakt L=440mm
	2.9	195	02.09	05.12	13.0460-4988.2	604988		21792 15,5 /WE BRE
	3.4 S	217	11.05	05.12	24.8190-0922.2	620922	2	Warnkontakt L=440mm
	3.4 S Sport	223	08.08	05.12				
	R 3.4	243	11.10	05.12	24.0120-0212.1	420212		299 20,0 18,0 V L + B
	2.7	180	05.06	05.12	24.0124-0194.1	424194		299 24,0 22,0 V L + B
	2.9	195	02.09	05.12				
	3.4 S	217	11.05	05.12				
	2.7	180	05.06	05.12	03.0137-3002.2	653002		180 x 25
	3.4 S	217	11.05	05.12				

¹⁾ + 17"/18" wheel/+ silv.+elox.+red caliper / + ruota 17"/18"/+ pinza argento+elox.+rosso / + roue 17"/18"/+ étrier arg.+elox.+rouge / + rueda 17"/18"/+ pinza argent.+elox.+rojo

²⁾ + 18" plus wheel/ + red caliper / + ruota 18" plus / + pinza rosso / + roue 18" plus / + étrier rouge / + rueda 18" plus / + pinza rojo

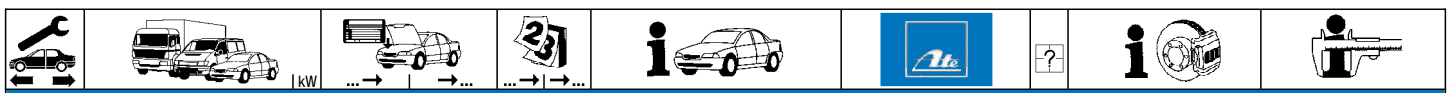
³⁾ - ceramic brake / - freno in ceramica / - frein de céramique / - freno de cerámica

									
PORSCHE CAYMAN (981C) (13-)									
	2.7 3.4 S	202 239		03.13 03.13		13.0460-4816.2	604816	+ Keramikbremse ¹⁾	24541 15,5 +/WE BRE
	2.7 3.4 S	202 239		03.13 03.13		24.0120-0212.1	420212	- Keramikbremse ²⁾	299 20,0 18,0 V L +B
PORSCHE PANAMERA (10-)									
	3.0 D 3.0 D 3.0 D 3.0 S Hybrid 3.6 3.6 4	155 184 221 220 220		08.11 08.11 01.14 03.11 05.10 05.10		24.8190-0014.2	620014	2 - Keramikbremse ²⁾	Warnkontakt L=296mm
	3.0 4S 3.0 S	309 309		07.13 07.13		24.8190-0014.2	620014	2 - Keramikbremse ²⁾	Warnkontakt L=296mm
	4.8 4S 4.8 GTS 4.8 S 4.8 Turbo 4.8 Turbo S	294 316 294 368 404		09.09 01.12 09.09 09.09 05.11		13.0460-4852.2	604852	- Keramikbremse ²⁾	24553 15,8 /WE BRE
	3.0 D 3.0 D 3.0 D 3.0 S Hybrid 3.6 3.6 4	155 184 221 220 220		08.11 08.11 01.14 03.11 05.10 05.10		24.8190-0015.2	620015	2	Warnkontakt L=138mm
	3.0 4S 3.0 S	309 309		07.13 07.13		24.8190-0015.2	620015	2	Warnkontakt L=138mm
PRON JUMBUCK Pick-up (02-)									
	1.5	64		05.02		24.0118-0120.1	418120		236 18,0 16,4 V +B
PRON PERSONA 400 (94-00)									
	1.5 GLi 2.0 TD	66 60		01.94 09.96	07.00 07.00	13.0460-5953.2	605953		21650 15,0 SUM
	1.6 GLX 1.8 GLX	83 85		01.94 05.96	07.00 07.00	13.0460-5952.2	605952		21647 16,0 +/WK SUM
	1.5 GLi 2.0 TD	66 60		01.94 09.96	07.00 07.00	24.0118-0120.1	418120		236 18,0 16,4 V +B
	1.6 GLX 1.8 GLX	83 85		01.94 05.96	07.00 07.00	13.0460-5826.2	605826		21872 14,5 +/WK AKE
	1.5 GLi 2.0 TD	66 60		01.94 09.96	07.00 07.00	03.0137-0216.2 03.0137-9107.2	650216 669107		180 x 37 HEB Einbausatz
PRON SATRIA (00-)									
	1.3 i 12V 1.5 i 12V	55 64		08.00 07.00		13.0460-5953.2	605953		21650 15,0 SUM
	1.8 GTi 16V	103		08.00		13.0460-5952.2	605952		21647 16,0 +/WK SUM
	1.3 i 12V 1.5 i 12V	55 64		08.00 07.00		24.0113-0186.1 24.0118-0120.1	413186 418120		234 13,0 11,4 236 18,0 16,4 V +B
	1.8 GTi 16V	103		08.00		13.0460-5826.2	605826		21872 14,5 +/WK AKE
PRON WIRA (00-05)									
	1.3 i 12V 1.5 i 12V	55 64		08.00 08.00	09.05 09.05	13.0460-5953.2	605953		21650 15,0 SUM
	1.3 i 12V 1.5 i 12V	55 64		08.00 08.00	09.05 09.05	24.0113-0186.1 24.0118-0120.1	413186 418120		234 13,0 11,4 236 18,0 16,4 V +B
RENAULT AVANTIME (01-03)									
	2.0 16V Turbo 3.0 V6	120 152		11.01 09.01	06.03 06.03	13.0460-2870.2	602870		23099 18,4 /S LUC
	2.2 dCi	110		05.02	06.03	13.0460-2870.2	602870	Gleitbleche vor dem Einbau entfernen ³⁾	23099 18,4 /S LUC
	2.0 16V Turbo 2.2 dCi 3.0 V6	120 110 152		11.01 05.02 09.01	06.03 06.03 06.03	24.0128-0134.1	428134		305 28,0 26,0 V +B
	2.0 16V Turbo 2.2 dCi 3.0 V6	120 110 152		11.01 05.02 09.01	06.03 06.03 06.03	13.0460-2845.2 13.0470-2845.2 13.0460-0077.2	602845 LD2845 610077		23554 16,4 /Zub/S LUC 23554 16,4 /Zub/S LUC Einbausatz LUC
	2.0 16V Turbo 2.2 dCi 3.0 V6	120 110 152		11.01 05.02 09.01	06.03 06.03 06.03	24.0111-0151.1	411151		265 10,5 9,5 +B

¹⁾ + ceramic brake / + freno de ceramica / + frein de céramique / + freno de cerámica

²⁾ - ceramic brake / - freno in ceramica / - frein de céramique / - freno de cerámica

³⁾ remove sliding plates before installation / rimuovere le lamriere di scorrimento prima del montaggio / retirer l.plaques coulissantes avant le montage / elimine las chapas de deslizamiento antes del montaje



RENAULT CAPTUR (J87) (13-)

	0.9 TCe 90	66		06.13		13.0460-2709.2	602709		23973 17,4 /Zub/S	LUC
						13.0470-2709.2	LD2709		23973 17,4 /Zub/S	LUC
	1.2 TCe	88		06.13		13.0460-7266.2	607266		24538 17,9 +	ATE
	1.5 dCi	66		06.13		13.0470-7266.2	LD7266		24538 17,9 +	ATE
	0.9 TCe 90	66		06.13		03.0137-0496.2	650496		228 x 42 HEB	BDX
	1.2 TCe	88		06.13		03.0137-9228.2	669228		Einbausatz	
	1.5 dCi	66		06.13						

RENAULT CLIO I Limousine (B/C 57_) (90-98)






	1.1	34		01.91	04.92	13.0460-3955.2	603955		21097 15,0 +/WK	BDX
						13.0460-2834.2	602834		21463 18,2 /WK/S	LUC
	1.1	34		05.92	09.98	13.0460-3911.2	603911		20905 18,0 +/WK	BDX
	1.2	44		05.90	03.96	13.0460-2834.2	602834		21463 18,2 /WK/S	LUC
	1.2 (5/357F/J/L/R)	43		10.94	09.98	13.0460-0423.2	610423		Einbausatz	BDX
	1.2 (5/357K.5/357Y)	40		01.96	09.98					
	1.2 (5/357K.5/357Y)	43		01.96	09.98					
	1.2 (B/C 577)	40		01.96	12.96					
	1.2 (B/C 57A/S)	43		05.90	09.98					
	1.2 (B/C 57R)	40		01.91	01.96					
	1.4	59		01.91	09.98					
	1.4 (B/C 57J)	55		01.91	09.98					
	1.4 (B/C 57T/Y)	58		01.91	09.98					
	1.7	68		01.91	04.95					
	1.8	70		01.91	09.98					
	1.8 (B/C 578)	66		08.94	09.98					
	1.8 (B/C 57C/U)	65		01.91	09.98					
	1.8 16V	99		08.91	06.94					
	1.8 Rsi (B/C 579)	80		01.93	08.95					
	1.8 Rsi (B/C 57H)	79		08.95	09.98					
	1.9 D	40		01.97	09.98					
	1.9 D	47		01.91	09.98					
	Electric	21		05.96	02.98					
	Williams (B/C 57M)	108		01.94	09.98					
	1.1	34		01.91	04.92	24.0108-0104.1	408104		238 8,2 7,0 +S +B	
	1.1	34		05.92	09.98	24.0112-0116.1	412116		238 12,0 10,5 +S +B	
	1.2	44		05.90	03.96					
	1.2 (5/357F/J/L/R)	43		10.94	09.98					
	1.2 (5/357K.5/357Y)	40		01.96	09.98					
	1.2 (5/357K.5/357Y)	43		01.96	09.98					
	1.2 (B/C 577)	40		01.96	12.96					
	1.2 (B/C 57A/S)	43		05.90	09.98					
	1.2 (B/C 57R)	40		01.91	01.96					
	1.4	59		01.91	03.96 + Automatikgetriebe 1)					
	1.4	59		01.91	09.98 + Schaltgetriebe 2)					
	1.4 (B/C 57J)	55		01.91	03.96 + Automatikgetriebe 1)					
	1.4 (B/C 57J)	55		01.91	09.98 + Schaltgetriebe 2)					
	1.4 (B/C 57T/Y)	58		01.91	03.96 + Automatikgetriebe 1)					
	1.4 (B/C 57T/Y)	58		01.91	09.98 + Schaltgetriebe 2)					
	1.9 D	47		01.91	01.94					
	Electric	21		05.96	02.98					
	1.4	59		04.96	09.98 + Automatikgetriebe 1)	24.0120-0125.1	420125		238 20,1 17,7 V +S +B	
	1.4 (B/C 57J)	55		04.96	09.98 + Automatikgetriebe 1)					
	1.4 (B/C 57T/Y)	58		04.96	09.98 + Automatikgetriebe 1)					
	1.4 S	59		01.91	09.98					
	1.4 S (B/C 57J)	55		01.91	09.98					
1.4 S (B/C 57T/Y)	58		01.91	09.98						
1.7	68		01.91	04.95						
1.8	70		01.91	09.98						
1.8 (B/C 578)	66		08.94	09.98						
1.8 (B/C 57C/U)	65		01.91	09.98						
1.8 Rsi (B/C 579)	80		01.93	08.95						
1.8 Rsi (B/C 57H)	79		08.95	09.98						
1.9 D	40		01.97	09.98						
1.9 D	47		02.94	09.98						
1.8 16V	99		08.91	06.94	24.0121-0106.1	421106		259 20,6 17,7 V +S +B		
Williams (B/C 57M)	108		01.94	09.98						
	1.2	44		05.90	03.96 + ABS	13.0460-3822.2	603822		21597 11,0 +/S	BDX
	1.2 (5/357F/J/L/R)	43		10.94	09.98 + ABS					
	1.2 (5/357K.5/357Y)	40		01.96	09.98 + ABS					
	1.2 (5/357K.5/357Y)	43		01.96	09.98 + ABS					
	1.2 (B/C 577)	40		01.96	12.96 + ABS					
	1.2 (B/C 57A/S)	43		05.90	09.98 + ABS					
	1.2 (B/C 57R)	40		01.91	01.96 + ABS					
	1.4	59		01.91	09.98 + ABS					
	1.4 (B/C 57J)	55		01.91	09.98 + ABS					
	1.4 (B/C 57T/Y)	58		01.91	09.98 + ABS					
	1.7	68		12.93	04.95 + ABS					
	1.8 (357A)	70		10.94	09.98 + ABS					
	1.8 (357D)	70		10.94	04.96 + ABS					
	1.8 (357E)	70		10.94	04.96					
	1.8 (557A)	70		08.94	09.98 + ABS					
	1.8 (557D)	70		08.94	04.96 + ABS					
	1.8 (557U)	70		09.96	09.98 + ABS					
1.8 (B/C 578)	66		08.94	09.98 + ABS						
1.8 (B/C 57C/U)	65		12.93	09.98 + ABS						

1) + autom.transmission / + scatoia cambio automatico / + transmission automatique / + cambio automático
 2) + manual transmission / + scatoia cambio velocità / + transmission mécanique / + cambio de velocidad

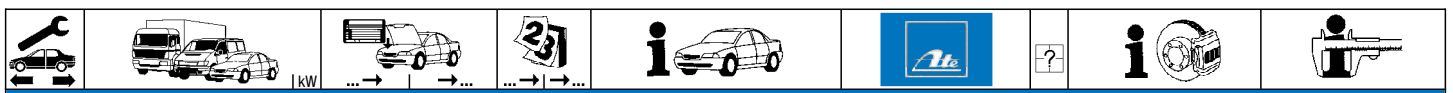




RENAULT CLIO I Limousine (B/C 57_) (90-98)

	1.8 16V 1.8 Rsi (B/C 579) 1.8 Rsi (B/C 57H) 1.9 D 1.9 D Williams (B/C 57M)	99 80 79 40 47 108	08.91 01.93 08.95 01.97 01.91 01.94	06.94 08.95 09.98 09.98 + ABS 09.98 + ABS 09.98	13.0460-3822.2 603822		21597 11,0 +/S BDX
	1.2 1.2 (5/357F/J/L/R) 1.2 (5/357K.5/357Y) 1.2 (5/357K.5/357Y) 1.2 (B/C 577) 1.2 (B/C 57A/S) 1.2 (B/C 57R) 1.4 1.4 (B/C 57J) 1.4 (B/C 57T/Y) 1.7 1.8 (357A) 1.8 (357D) 1.8 (357E) 1.8 (557A) 1.8 (557D) 1.8 (557U) 1.8 (B/C 578) 1.8 (B/C 57C/U) 1.8 16V 1.8 Rsi (B/C 579) 1.8 Rsi (B/C 57H) 1.9 D 1.9 D Williams (B/C 57M)	44 43 40 43 40 43 40 59 55 58 68 70 70 70 70 70 70 66 65 99 80 79 40 47 108	05.90 10.94 01.96 01.96 01.96 05.90 01.91 01.91 01.91 12.93 10.94 10.94 10.94 08.94 08.94 09.96 08.94 12.93 08.91 01.93 08.95 01.97 01.91 01.94	03.96 + ABS 09.98 + ABS 09.98 + ABS 09.98 + ABS 12.96 + ABS 09.98 + ABS 01.96 + ABS 09.98 + ABS 09.98 + ABS 04.95 + ABS 04.96 + ABS 04.96 + ABS 09.98 + ABS 04.96 + ABS 09.98 + ABS 09.98 + ABS 09.98 + ABS 06.94 08.95 09.98 09.98 + ABS 09.98 + ABS 09.98	24.0108-0109.1 408109		238 8,0 7,0
	1.1 1.2 1.2 (5/357G) 1.2 (5/357K.5/357Y) 1.2 (5/357K.5/357Y) 1.2 (B 57N) 1.2 (B/C 577) 1.2 (B/C 57A/S) 1.2 (B/C 57R) 1.4 1.4 (B/C 57J) 1.4 (B/C 57T/Y) 1.7 1.8 (357A) 1.8 (357D) 1.8 (357E) 1.8 (557A) 1.8 (557D) 1.8 (B/C 578) 1.8 (B/C 57C/U) 1.9 D 1.9 D Electric	34 44 43 40 43 43 40 43 40 59 55 58 68 70 70 70 70 66 65 40 47 21	01.91 05.90 01.94 01.96 01.96 09.91 01.96 05.90 01.91 01.91 01.91 01.91 10.94 10.94 10.94 08.94 08.94 08.94 01.91 01.97 01.91 05.96	09.98 03.96 - ABS 04.96 09.98 - ABS 09.98 - ABS 09.98 - ABS 12.96 - ABS 09.98 - ABS 01.96 - ABS 09.98 - ABS 09.98 - ABS 04.95 - ABS 09.98 - ABS 04.96 - ABS 04.96 - ABS 09.98 - ABS 09.98 - ABS 09.98 - ABS 09.98 - ABS 09.98 - ABS 09.98 - ABS 02.98	03.0137-0209.2 650209 03.0137-9086.2 669086 03.0137-0201.2 650201 03.0137-9056.2 669056		180 x 42 Einbausatz BDX 180 x 41 HEB LUC Einbausatz LUC
	1.1 1.2 1.2 (5/357G) 1.2 (5/357K.5/357Y) 1.2 (5/357K.5/357Y) 1.2 (B 57N) 1.2 (B/C 577) 1.2 (B/C 57A/S) 1.2 (B/C 57R) 1.4 1.4 (B/C 57J) 1.4 (B/C 57T/Y) 1.7 1.8 (357A) 1.8 (357D) 1.8 (357E) 1.8 (557A) 1.8 (557D) 1.8 (B/C 578) 1.8 (B/C 57C/U) 1.9 D 1.9 D Electric	34 44 43 40 43 43 40 43 40 59 55 58 68 70 70 70 70 66 65 40 47 21	01.91 05.90 01.94 01.96 01.96 09.91 01.96 05.90 01.91 01.91 01.91 01.91 10.94 10.94 10.94 08.94 08.94 08.94 01.91 01.97 01.91 05.96	09.98 03.96 - ABS 04.96 09.98 - ABS 09.98 - ABS 09.98 - ABS 12.96 - ABS 09.98 - ABS 01.96 - ABS 09.98 - ABS 09.98 - ABS 04.95 - ABS 09.98 - ABS 04.96 - ABS 04.96 - ABS 09.98 - ABS 09.98 - ABS 09.98 - ABS 09.98 - ABS 09.98 - ABS 09.98 - ABS 02.98	24.0218-0032.1 480118 24.0218-0732.2 480207		180/181 x 53,5 - Lager 180/181 x 53,2 + Lager
	1.1 1.2 1.2 (5/357G) 1.2 (5/357K.5/357Y) 1.2 (5/357K.5/357Y) 1.2 (B 57N) 1.2 (B/C 577) 1.2 (B/C 57A/S) 1.2 (B/C 57R)	34 44 43 40 43 43 40 43	01.91 05.90 01.94 01.96 01.96 09.91 01.96 01.91	09.98 03.96 - ABS 04.96 09.98 - ABS 09.98 - ABS 09.98 - ABS 12.96 - ABS 09.98 - ABS 01.96 - ABS	03.0420-1020.3 681020 03.0520-1020.3 691020 03.0520-6320.3 696320	20,64/180x42 Kit BDX 20,64/180x42 TopKit BDX 20,64/180x41 TopKit LUC	





RENAULT CLIO II Limousine (BB /CB_) (98-12)

	1.4	55	09.98	05.05	+ ABS/ + Schaltgetriebe ¹⁾	24.0120-0125.1	420125		238 20,1 17,7 V +S +B
	1.4 16V	70	10.99	07.00	- ABS				
	1.4 16V	72	08.00	12.12	- ABS				
	1.5 dCi	47	06.05	02.08	+ ABS				
	1.5 dCi	62	02.07	12.12	+ ABS				
	1.6	66	09.98	05.05	- ABS				
	1.0	40	02.00	05.01		24.0121-0106.1	421106		259 20,6 17,7 V +S +B
	1.2	43	06.01	12.12					
	1.2 16V	55	06.01	12.12	+ ABS				
	1.4	55	09.98	05.05	+ ABS/ + Automatikgetriebe ²⁾				
1.4 16V	70	10.99	07.00	+ ABS					
1.4 16V	72	08.00	12.12	+ ABS					
1.5 dCi	48	06.01	12.12						
1.5 dCi	50	08.04	12.12						
1.5 dCi	59	06.01	10.03						
1.5 dCi	60	06.01	12.12						
1.5 dCi	74	01.04	12.12						
1.6	66	09.98	05.05	+ ABS					
1.6 16V	79	09.98	12.12						
1.9 dTi	59	02.00	05.05						
1.9 D	47	09.98	05.05		24.0120-0125.1	420125		+ ABS/ - Klimaanlage ³⁾	238 20,1 17,7 V +S +B
1.9 D	48	02.00	05.05		24.0121-0106.1	421106		+ ABS/ + Klimaanlage ⁴⁾	259 20,6 17,7 V +S +B
2.0 16V Sport	124	02.00	12.12		24.0124-0158.1	424158			280 24,0 21,8 V L +S +B
2.0 16V Sport	132	01.04	12.12		24.0324-0158.1	524158			280 24,0 21,8 V L +S +B PD
	1.2	43	09.98	12.12	+ ABS	13.0460-3926.2	603926		20974 10,8 BDX
	1.2 16V	55	06.01	12.12	+ ABS	13.0460-0435.2	610435		Einbausatz BDX
	1.4 16V	72	08.00	12.12	+ ABS				
	1.5 dCi	48	06.01	12.12	+ ABS				
	1.5 dCi	50	08.04	12.12	+ ABS				
	1.5 dCi	59	06.01	10.03	+ ABS				
	1.5 dCi	60	06.01	12.12	+ ABS				
	1.5 dCi	62	02.07	12.12	+ ABS				
	1.5 dCi	74	01.04	12.12	+ ABS				
	2.0 16V Sport	124	02.00	12.12					
2.0 16V Sport	132	01.04	12.12						
	1.4 16V	72	12.02	12.12	+ ESP	24.0108-0108.1	408108		238 8,0 7,0 +B
	1.5 dCi	59	12.02	10.03	+ ESP				
	2.0 16V Sport	124	02.00	12.12					
	2.0 16V Sport	132	01.04	12.12					
	1.2 16V	55	06.01	12.12	+ ESP	24.0741-1129.1	360164		Radsensor L=798
	1.5 dCi	48	06.01	12.12	+ ESP	24.0741-1130.1	360165		Radsensor L=1668
	1.5 dCi	50	08.04	12.12	+ ESP				
	1.5 dCi	59	06.01	10.03	+ ESP				
	1.5 dCi	60	06.01	12.12	+ ESP				
	1.5 dCi	62	02.07	12.12	+ ESP				
	1.5 dCi	74	01.04	12.12	+ ESP				
	2.0 16V Sport	124	02.00	12.12					
2.0 16V Sport	132	01.04	12.12						
	1.0	40	02.00	05.01	- ABS	03.0137-0358.2	650358		180 x 42 HEB BDX
	1.2	43	09.98	12.12	- ABS	03.0137-9088.2	669088		Einbausatz BDX
	1.2	44	03.99	05.01	- ABS				
	1.2 16V	55	06.01	12.12	- ABS				
	1.4	55	09.98	05.05	- ABS				
	1.4	55	09.98	05.05	- ABS/ + Schaltgetriebe ⁵⁾				
	1.5 dCi	47	06.05	12.12	- ABS				
	1.5 dCi	62	02.07	12.12	- ABS				
	1.9 D	47	09.98	05.05	- ABS/ - Klimaanlage ⁶⁾				
	1.9 D	48	02.00	05.05	- ABS/ - Klimaanlage ⁶⁾				
	1.0	40	02.00	05.01	+ ABS	03.0137-0423.2	650423		203 x 39 HEB BOS
	1.2	43	09.98	12.12	+ ABS	03.0137-9274.2	669274		Einbausatz BOS
	1.2	44	03.99	05.01	+ ABS				
	1.2 16V	55	06.01	12.12	+ ABS				
	1.4	55	09.98	05.05	+ ABS/ + Automatikgetriebe ²⁾				
	1.4	55	09.98	05.05	+ ABS/ + Schaltgetriebe ¹⁾				
	1.4 16V	70	10.99	07.00					
	1.4 16V	72	08.00	12.12					
	1.5 dCi	47	06.05	12.12	+ ABS				
	1.5 dCi	48	06.01	12.12					
1.5 dCi	50	08.04	12.12						
1.5 dCi	59	06.01	10.03						
1.5 dCi	60	06.01	12.12						
1.5 dCi	62	02.07	12.12	+ ABS					
1.5 dCi	74	01.04	12.12						
1.6	66	09.98	05.05						
1.6 16V	79	09.98	12.12						
1.9 D	47	09.98	05.05	+ ABS/ + Klimaanlage ⁴⁾					
1.9 D	48	02.00	05.05	+ ABS/ + Klimaanlage ⁴⁾					
1.9 dTi	59	02.00	05.05						
	1.0	40	02.00	05.01	+ ABS	03.0137-0312.2	650312		203 x 38 HEB LUC
	1.2	43	09.98	10.07	+ ABS	03.0137-9158.2	669158		Einbausatz LUC
	1.2	44	03.99	05.01	+ ABS				
	1.2 16V	55	06.01	10.07	+ ABS				
	1.4	55	09.98	05.05	+ ABS/ + Automatikgetriebe ²⁾				
	1.4	55	09.98	05.05	+ ABS/ + Schaltgetriebe ¹⁾				
	1.4 16V	70	10.99	07.00					
	1.4 16V	72	08.00	10.07					

¹⁾ + ABS/ + manual transm. / + ABS/+ scatola camb.velocità / + ABS/ + transmission mécanique / + ABS/ + cambio de velocidad
²⁾ + ABS/ + autom.transmission / + ABS/ + scatola cambio autom. / + ABS/ + transmission automatique / + ABS/ + cambio automático
³⁾ + ABS/ - air conditioning / + ABS/ - aria condizionata / + ABS/ - air conditionné / + ABS/ - aire acondicionado
⁴⁾ + ABS/ + air conditioning / + ABS/ + aria condizionata / + ABS/ + air conditionné / + ABS/ + aire acondicionado
⁵⁾ - ABS/ + manual transmission / - ABS/+ scatola camb.velocità / - ABS/ + transmission mécanique / - ABS/ + cambio de velocidad
⁶⁾ - ABS/ - air conditioning / - ABS/ - aria condizionata / - ABS/ - air conditionné / - ABS/ - aire acondicionado





















RENAULT CLIO II Limousine (BB_/CB_) (98-12)







	1.5 dCi	47	06.05	10.07	+ ABS	03.0137-0312.2	650312	203 x 38 HEB Einbausatz	LUC LUC		
	1.5 dCi	48	06.01	10.07		03.0137-9158.2	669158				
	1.5 dCi	50	08.04	10.07							
	1.5 dCi	59	06.01	10.03							
	1.5 dCi	60	06.01	10.07							
	1.5 dCi	62	02.07	10.07	+ ABS						
	1.5 dCi	74	01.04	10.07							
	1.6	66	09.98	05.05							
	1.6 16V	79	09.98	10.07							
	1.9 D	47	09.98	05.05	+ ABS/ + Klimaanlage ¹⁾						
	1.9 D	48	02.00	05.05	+ ABS/ + Klimaanlage ¹⁾						
	1.9 dTi	59	02.00	05.05							
	1.2	43	11.07	12.12	+ ABS	03.0137-0498.2	650498			203 x 38 HEB	
	1.2 16V	55	11.07	12.12	+ ABS						
	1.4 16V	72	11.07	12.12							
	1.5 dCi	47	11.07	12.12	+ ABS						
	1.5 dCi	48	11.07	12.12							
	1.5 dCi	50	11.07	12.12							
1.5 dCi	60	11.07	12.12								
1.5 dCi	62	11.07	12.12	+ ABS							
1.5 dCi	74	11.07	12.12								
1.6 16V	79	11.07	12.12								
	1.0	40	02.00	05.01	- ABS	24.0218-0032.1	480118	180/181 x 53,5 - Lager 180/181 x 53,2 + Lager			
	1.2	43	09.98	12.12	- ABS	24.0218-0732.2	480207				
	1.2	44	03.99	05.01	- ABS						
	1.2 16V	55	06.01	12.12	- ABS						
	1.4	55	09.98	05.05	- ABS						
	1.4	55	09.98	05.05	- ABS/ + Schaltgetriebe ²⁾						
	1.5 dCi	47	06.05	12.12	- ABS						
	1.5 dCi	62	02.07	12.12	- ABS						
	1.9 D	47	09.98	05.05	- ABS/ - Klimaanlage ³⁾						
	1.9 D	48	02.00	05.05	- ABS/ - Klimaanlage ³⁾						
	1.0	40	02.00	05.01	+ ABS	24.0220-3021.1	480127			203/204,5 x 50,5 - Lager	
	1.2	43	09.98	11.02	+ ABS						
	1.2	44	03.99	05.01	+ ABS						
	1.2 16V	55	06.01	11.02	+ ABS						
	1.4	55	09.98	11.02	+ ABS/ + Automatikgetriebe ⁴⁾						
	1.4	55	09.98	11.02	+ ABS/ + Schaltgetriebe ⁵⁾						
	1.4 16V	70	10.99	07.00							
	1.4 16V	72	08.00	11.02							
1.5 dCi	48	06.01	11.02								
1.5 dCi	59	06.01	11.02								
1.5 dCi	60	06.01	11.02								
1.6	66	09.98	11.02								
1.6 16V	79	09.98	11.02								
1.9 D	47	09.98	11.02	+ ABS/ + Klimaanlage ¹⁾							
1.9 D	48	02.00	11.02	+ ABS/ + Klimaanlage ¹⁾							
1.9 dTi	59	02.00	11.02								
1.2	43	12.02	01.04	+ ABS	24.0220-3036.1	480301	203/204,5 x 50,5 - Lager				
1.2 16V	55	12.02	01.04	+ ABS							
1.4	55	12.02	01.04	+ ABS/ + Automatikgetriebe ⁴⁾							
1.4	55	12.02	01.04	+ ABS/ + Schaltgetriebe ⁵⁾							
1.4 16V	72	12.02	01.04								
1.5 dCi	48	12.02	01.04								
1.5 dCi	59	12.02	01.04								
1.5 dCi	60	12.02	01.04								
1.6	66	12.02	01.04								
1.6 16V	79	12.02	01.04								
1.9 D	47	12.02	01.04	+ ABS/ + Klimaanlage ¹⁾							
1.9 D	48	12.02	01.04	+ ABS/ + Klimaanlage ¹⁾							
1.9 dTi	59	12.02	01.04								
	1.0	40	02.00	05.01	- ABS	03.0520-4719.3	694719	19,05/180x42 TopKit	BDX		
	1.2	43	09.98	12.12	- ABS						
	1.2	44	03.99	05.01	- ABS						
	1.2 16V	55	06.01	12.12	- ABS						
	1.4	55	09.98	05.05	- ABS						
	1.4	55	09.98	05.05	- ABS/ + Schaltgetriebe ²⁾						
	1.5 dCi	47	06.05	12.12	- ABS						
	1.5 dCi	62	02.07	12.12	- ABS						
	1.9 D	47	09.98	05.05	- ABS/ - Klimaanlage ³⁾						
	1.9 D	48	02.00	05.05	- ABS/ - Klimaanlage ³⁾						
	1.0	40	02.00	05.01	+ ABS	03.0520-3817.3	693817			17,46/203x39 TopKit	BOS
	1.2	43	09.98	12.12	+ ABS	03.0520-3517.3	693517				
	1.2	44	03.99	05.01	+ ABS						
	1.2 16V	55	06.01	12.12	+ ABS						
	1.4	55	09.98	05.05	+ ABS/ + Automatikgetriebe ⁴⁾						
	1.4	55	09.98	05.05	+ ABS/ + Schaltgetriebe ⁵⁾						
	1.4 16V	70	10.99	07.00							
	1.4 16V	72	08.00	12.12							
1.5 dCi	47	06.05	12.12	+ ABS							
1.5 dCi	48	06.01	12.12								
1.5 dCi	50	08.04	12.12								
1.5 dCi	59	06.01	10.03								
1.5 dCi	60	06.01	12.12								
1.5 dCi	62	02.07	12.12	+ ABS							
1.5 dCi	74	01.04	12.12								
1.6	66	09.98	05.05								

¹⁾ + ABS/ + air conditioning / + ABS/ + aria condizionata / + ABS/ + air conditionné / + ABS/ + aire acondicionado
²⁾ - ABS/ + manual transmission / - ABS/ + scatola camb. velocità / - ABS/ + transmission mécanique / - ABS/ + cambio de velocidad
³⁾ - ABS/ - air conditioning / - ABS/ - aria condizionata / - ABS/ - air conditionné / - ABS/ - aire acondicionado
⁴⁾ + ABS/ + autom. transmission / + ABS/ + scatola cambio autom. / + ABS/ + transmission automatique / + ABS/ + cambio automático
⁵⁾ + ABS/ + manual transm. / + ABS/ + scatola camb. velocità / + ABS/ + transmission mécanique / + ABS/ + cambio de velocidad










        											
RENAULT CLIO II Limousine (BB_/CB_) (98-12)											
	1.6 16V	79	09.98	12.12		03.0520-3817.3	693817			17,46/203x39 TopKit	BOS
	1.9 D	47	09.98	05.05	+ ABS/ + Klimaanlage 1)	03.0520-3517.3	693517			17,78/203x39 TopKit	LUC
	1.9 D	48	02.00	05.05	+ ABS/ + Klimaanlage 1)						
	1.9 dTi	59	02.00	05.05							
RENAULT CLIO II Kasten (SB_) (98-12)											
	1.2	43	09.98	12.12		13.0460-2834.2	602834			21463 18,2 /WK/S	LUC
	1.2	44	03.99	10.03							
	1.5 dCi	48	06.01	12.12							
	1.5 dCi	59	06.01	10.04							
	1.5 dCi	60	11.03	12.12							
	1.9 D	40	03.99	01.00							
	1.9 D	47	09.98	12.12							
	1.9 D (SB)	48	02.00	05.01							
	1.9 dTi	59	02.00	05.01							
		1.2	43	09.98	12.12	- ABS	24.0112-0116.1	412116			238 12,0 10,5 +S +B
1.2		44	03.99	10.03	- ABS						
1.2		43	09.98	12.12	+ ABS	24.0120-0125.1	420125			238 20,1 17,7 V +S +B	
1.9 D		40	03.99	01.00							
1.9 D		47	09.98	12.12							
1.9 D (SB)		48	02.00	05.01	- ABS						
1.5 dCi		48	06.01	12.12		24.0121-0106.1	421106			259 20,6 17,7 V +S +B	
1.5 dCi		59	06.01	10.04							
1.5 dCi		60	11.03	12.12							
1.9 D (SB)		48	02.00	05.01	+ ABS						
	1.5 dCi	48	06.01	12.12	+ ESP	24.0741-1129.1	360164	☐		Radsensor L=798	
	1.5 dCi	59	06.01	10.04	+ ESP	24.0741-1130.1	360165	☐		Radsensor L=1668	
	1.5 dCi	60	11.03	12.12	+ ESP						
	1.9 D (SB)	48	02.00	05.01	+ ESP						
	1.2	43	09.98	12.12	- ABS	03.0137-0358.2	650358			180 x 42 HEB	BDX
	1.9 D (SJ)	47	09.98	12.12		03.0137-9088.2	669088			Einbausatz	BDX
	1.2	43	09.98	12.12	+ ABS	03.0137-0312.2	650312			203 x 38 HEB	LUC
	1.5 dCi	48	06.01	12.12		03.0137-9158.2	669158			Einbausatz	LUC
	1.5 dCi	59	06.01	10.04		03.0137-0423.2	650423			203 x 39 HEB	BOS
	1.5 dCi	60	11.03	12.12		03.0137-9274.2	669274			Einbausatz	BOS
	1.9 D	40	03.99	01.00							
	1.9 D	47	09.98	12.12							
	1.9 D (SB)	48	02.00	05.01							
	1.9 dTi	59	02.00	05.01							
	1.2	43	09.98	12.12	- ABS	24.0218-0032.1	480118			180/181 x 53,5 - Lager	
	1.9 D (SJ)	47	09.98	12.12		24.0218-0732.2	480207			180/181 x 53,2 + Lager	
	1.2	43	09.98	12.12	+ ABS	24.0220-3021.1	480127			203/204,5 x 50,5 - Lager	
	1.5 dCi	48	06.01	12.12							
	1.5 dCi	59	06.01	10.04							
	1.5 dCi	60	11.03	12.12							
	1.9 D	40	03.99	01.00							
	1.9 D	47	09.98	12.12							
	1.9 D (SB)	48	02.00	05.01							
	1.9 dTi	59	02.00	05.01							
	1.2	43	09.98	06.05	- ABS	03.0520-4719.3	694719			19,05/180x42 TopKit	BDX
	1.9 D (SJ)	47	09.98	06.05							
	1.2	43	09.98	06.05	+ ABS	03.0520-3817.3	693817			17,46/203x39 TopKit	BOS
	1.5 dCi	48	06.01	06.05		03.0520-3517.3	693517			17,78/203x39 TopKit	LUC
	1.5 dCi	59	06.01	10.04							
	1.5 dCi	60	11.03	09.05							
	1.9 D	40	03.99	01.00							
	1.9 D	47	09.98	06.05							
	1.9 D (SB)	48	02.00	05.01							
	1.9 dTi	59	02.00	06.05							
RENAULT CLIO III (BR_/CR_) (05-12)											
	1.2 16V	48	06.05	12.12		13.0460-2709.2	602709			23973 17,4 /Zub/S	LUC
	1.2 16V	55	06.05	12.12		13.0470-2709.2	LD2709			23973 17,4 /Zub/S	LUC
	1.2 16V	58	06.05	12.12							
	1.2 16V	74	05.07	12.12							
	1.2 16V	76	09.10	12.12							
	1.2 16V Hi-Flex	55	07.08	12.12							
	1.4 16V	72	06.05	12.12							
	1.5 dCi	47	06.05	12.12							
	1.5 dCi	48	05.05	10.06							
	1.5 dCi	50	06.05	12.12							
	1.5 dCi	55	08.10	12.12							
	1.5 dCi	63	06.05	12.12							
	1.5 dCi	65	08.10	12.12							
	1.5 dCi	76	06.05	12.12							
	1.5 dCi	78	06.05	12.12							
	1.6 16V	65	06.05	12.12							
	1.6 16V	82	06.05	12.12							
	1.6 16V GT	94	04.09	12.12							
	2.0 16V	102	09.06	12.12		13.0460-7221.2	607221			24535 18,3 +	ATE
	2.0 16V	110	11.07	12.12		13.0470-7221.2	LD7221			24535 18,3 +	ATE
2.0 16V Sport	145	02.06	12.12		13.0460-4805.2	604805			24162 15,2	BRE	
2.0 16V Sport	148	04.09	12.12								

1) + ABS/ + air conditioning / + ABS/ + aria condizionata / + ABS/ + air conditionné / + ABS/ + aire acondicionado























RENAULT CLIO III (BR_/CR_) (05-12)									
	1.2 16V	48	06.05	12.12	24.0122-0216.1	422216			260 22,0 19,8 V L +S +B
	1.2 16V	55	06.05	12.12					
	1.2 16V	58	06.05	12.12					
	1.2 16V	74	05.07	12.12					
	1.2 16V	76	09.10	12.12					
	1.2 16V Hi-Flex	55	07.08	12.12					
	1.4 16V	72	06.05	12.12					
	1.5 dCi	47	06.05	12.12					
	1.5 dCi	48	05.05	10.06					
	1.5 dCi	50	06.05	12.12					
	1.5 dCi	55	08.10	12.12					
	1.5 dCi	63	06.05	12.12					
	1.5 dCi	65	08.10	12.12					
1.5 dCi	76	06.05	12.12						
1.5 dCi	78	06.05	12.12						
1.6 16V	65	06.05	12.12						
1.6 16V	82	06.05	12.12						
1.6 16V GT	94	04.09	12.12						
	2.0 16V	102	09.06	12.12	24.0124-0158.1	424158			280 24,0 21,8 V L +S +B
	2.0 16V	110	11.07	12.12					
	2.0 16V Sport	145	02.06	12.12					
	2.0 16V Sport	148	04.09	12.12	24.0128-0223.1	428223			313 28,0 26,0 V L +S +B
	1.2 16V	48	06.05	12.12 + ESP					
	1.2 16V	55	06.05	12.12 + ESP					
	1.2 16V	58	06.05	12.12 + ESP					
	1.2 16V	74	05.07	12.12 + ESP					
	1.2 16V	76	09.10	12.12 + ESP					
	1.2 16V Hi-Flex	55	07.08	12.12 + ESP					
	1.4 16V	72	06.05	12.12 + ESP					
	1.5 dCi	48	05.05	10.06 + ESP					
	1.5 dCi	50	06.05	12.12 + ESP					
	1.5 dCi	55	08.10	12.12 + ESP					
	1.5 dCi	63	06.05	12.12 + ESP					
	1.5 dCi	65	08.10	12.12 + ESP					
1.5 dCi	76	06.05	12.12 + ESP						
1.5 dCi	78	06.05	12.12						
1.6 16V	65	06.05	12.12						
1.6 16V	82	06.05	12.12						
1.6 16V GT	94	04.09	12.12						
2.0 16V	102	09.06	12.12						
	1.2 16V	48	06.05	12.12 + ESP	24.0108-0114.2	408114	mit Lager/ mit Sensorring ¹⁾		240 8,0 7,0
	1.2 16V	55	06.05	12.12 + ESP					
	1.2 16V	58	06.05	12.12 + ESP					
	1.2 16V	74	05.07	12.12 + ESP					
	1.2 16V	76	09.10	12.12 + ESP					
	1.2 16V Hi-Flex	55	07.08	12.12 + ESP					
	1.4 16V	72	06.05	12.12 + ESP					
	1.5 dCi	48	05.05	10.06 + ESP					
	1.5 dCi	50	06.05	12.12 + ESP					
	1.5 dCi	55	08.10	12.12 + ESP					
	1.5 dCi	63	06.05	12.12 + ESP					
	1.5 dCi	65	08.10	12.12 + ESP					
	1.5 dCi	76	06.05	12.12 + ESP					
1.5 dCi	78	06.05	12.12						
1.6 16V	65	06.05	12.12						
1.6 16V	82	06.05	12.12						
1.6 16V GT	94	04.09	12.12						
2.0 16V	102	09.06	12.12						
	1.2 16V	48	06.05	12.12 - ESP	03.0137-0454.2	650454			203 x 38 HEB Einbausatz
	1.2 16V	55	06.05	12.12 - ESP					
	1.2 16V	58	06.05	12.12 - ESP					
	1.2 16V	74	05.07	12.12 - ESP					
	1.2 16V	76	09.10	12.12 - ESP					
	1.2 16V Hi-Flex	55	07.08	12.12 - ESP					
	1.4 16V	72	06.05	12.12 - ESP					
	1.5 dCi	48	05.05	10.06 - ESP					
	1.5 dCi	50	06.05	12.12 - ESP					
	1.5 dCi	55	08.10	12.12 - ESP					
	1.5 dCi	63	06.05	12.12 - ESP					
	1.5 dCi	65	08.10	12.12 - ESP					
	1.5 dCi	76	06.05	12.12 - ESP					
	1.2 16V	48	06.05	12.12 - ESP	24.0220-3033.1	480195	ohne Sensorring ²⁾		203/204,5 x 50,5
	1.2 16V	55	06.05	12.12 - ESP					
	1.2 16V	58	06.05	12.12 - ESP					
	1.2 16V	74	05.07	12.12 - ESP					
	1.2 16V	76	09.10	12.12 - ESP					
	1.2 16V Hi-Flex	55	07.08	12.12 - ESP					
	1.4 16V	72	06.05	12.12 - ESP					
	1.5 dCi	48	05.05	10.06 - ESP					
	1.5 dCi	50	06.05	12.12 - ESP					
	1.5 dCi	55	08.10	12.12 - ESP					
	1.5 dCi	63	06.05	12.12 - ESP					
	1.5 dCi	65	08.10	12.12 - ESP					
	1.5 dCi	76	06.05	12.12 - ESP					

¹⁾ with bearing/ with sensor ring / con supporto/+ anell.sens.ABS / avec palier de secours ABS / con apoyo/+ anillo sensor ABS

²⁾ without sensor ring / senza sensori / sans secours ABS / sin anillo sensor ABS

RENAULT CLIO III (BR_/CR_) (05-12)											
	1.2 16V	48		06.05	12.12	- ESP	03.0520-6419.3	696419		19,05/203x38 TopKit	AP
	1.2 16V	55		06.05	12.12	- ESP					
	1.2 16V	58		06.05	12.12	- ESP					
	1.2 16V	74		05.07	12.12	- ESP					
	1.2 16V	76		09.10	12.12	- ESP					
	1.2 16V Hi-Flex	55		07.08	12.12	- ESP					
	1.4 16V	72		06.05	12.12	- ESP					
	1.5 dCi	48		05.05	10.06	- ESP					
	1.5 dCi	50		06.05	12.12	- ESP					
	1.5 dCi	55		08.10	12.12	- ESP					
	1.5 dCi	63		06.05	12.12	- ESP					
	1.5 dCi	65		08.10	12.12	- ESP					
	1.5 dCi	76		06.05	12.12	- ESP					
RENAULT CLIO III Grandtour (KR_) (08-12)											
	1.2 16V	55		02.08	12.12		13.0460-2709.2	602709		23973 17,4 /Zub/S	LUC
	1.2 16V	57		02.08	12.12		13.0470-2709.2	LD2709		23973 17,4 /Zub/S	LUC
	1.2 16V	74		02.08	12.12						
	1.2 16V Hi-Flex	55		07.08	12.12						
	1.4 16V	72		02.10	12.12						
	1.5 dCi	48		02.08	12.12						
	1.5 dCi	50		02.08	12.12						
	1.5 dCi	63		02.08	12.12						
	1.5 dCi	76		02.08	12.12						
	1.5 dCi	78		02.08	12.12						
	1.6 16V	82		02.08	12.12						
	1.6 16V	94		11.08	12.12						
	1.2 16V	55		02.08	12.12		24.0122-0216.1	422216		260 22,0 19,8 V L +S +B	
	1.2 16V	57		02.08	12.12						
	1.2 16V	74		02.08	12.12						
	1.2 16V Hi-Flex	55		07.08	12.12						
	1.4 16V	72		02.10	12.12						
	1.5 dCi	48		02.08	12.12						
	1.5 dCi	50		02.08	12.12						
	1.5 dCi	63		02.08	12.12						
	1.5 dCi	76		02.08	12.12						
	1.5 dCi	78		02.08	12.12						
	1.6 16V	82		02.08	12.12						
	1.6 16V	94		11.08	12.12						
	1.2 16V	55		02.08	12.12	+ ESP	13.0460-2845.2	602845		23554 16,4 /Zub/S	LUC
	1.2 16V	57		02.08	12.12	+ ESP	13.0470-2845.2	LD2845		23554 16,4 /Zub/S	LUC
	1.2 16V	74		02.08	12.12	+ ESP					
	1.2 16V Hi-Flex	55		07.08	12.12	+ ESP					
	1.4 16V	72		02.10	12.12	+ ESP					
	1.5 dCi	48		02.08	12.12	+ ESP					
	1.5 dCi	50		02.08	12.12	+ ESP					
	1.5 dCi	63		02.08	12.12	+ ESP					
	1.5 dCi	76		02.08	12.12	+ ESP					
	1.5 dCi	78		02.08	12.12	+ ESP					
	1.6 16V	82		02.08	12.12	+ ESP					
	1.6 16V	94		11.08	12.12	+ ESP					
	1.2 16V	55		02.08	12.12	+ ESP	24.0108-0114.2	408114	mit Lager/ mit Sensorring ¹⁾	240 8,0 7,0	
	1.2 16V	57		02.08	12.12	+ ESP					
	1.2 16V	74		02.08	12.12	+ ESP					
	1.2 16V Hi-Flex	55		07.08	12.12	+ ESP					
	1.4 16V	72		02.10	12.12	+ ESP					
	1.5 dCi	48		02.08	12.12	+ ESP					
	1.5 dCi	50		02.08	12.12	+ ESP					
	1.5 dCi	63		02.08	12.12	+ ESP					
	1.5 dCi	76		02.08	12.12	+ ESP					
	1.5 dCi	78		02.08	12.12	+ ESP					
	1.6 16V	82		02.08	12.12	+ ESP					
	1.6 16V	94		11.08	12.12	+ ESP					
	1.2 16V	55		02.08	12.12		03.0137-0454.2	650454	- ESP	203 x 38 HEB	
	1.2 16V	57		02.08	12.12		03.0137-9280.2	669280	- ESP	Einbausatz	
	1.2 16V	74		02.08	12.12						
	1.2 16V Hi-Flex	55		07.08	12.12						
	1.4 16V	72		02.10	12.12						
	1.5 dCi	48		02.08	12.12						
	1.5 dCi	50		02.08	12.12						
	1.5 dCi	63		02.08	12.12						
	1.5 dCi	76		02.08	12.12						
	1.5 dCi	78		02.08	12.12						
	1.6 16V	82		02.08	12.12						
	1.6 16V	94		11.08	12.12						
	1.2 16V	55		02.08	12.12		24.0220-3033.1	480195	- ESP	203/204,5 x 50,5	
	1.2 16V	57		02.08	12.12						
	1.2 16V	74		02.08	12.12						
	1.2 16V Hi-Flex	55		07.08	12.12						
	1.5 dCi	48		02.08	12.12						
	1.5 dCi	50		02.08	12.12						
	1.5 dCi	63		02.08	12.12						
	1.5 dCi	76		02.08	12.12						
	1.5 dCi	78		02.08	12.12						
	1.6 16V	82		02.08	12.12						
	1.6 16V	94		11.08	12.12						

¹⁾ with bearing/ with sensor ring / con supporto/+ anell.sens.ABS / avec palier de secours ABS / con apoyo/+ anillo sensor ABS





















								
RENAULT CLIO III Grandtour (KR_) (08-12)								
	1.2 16V	55	02.08	12.12	03.0520-6419.3	696419	- ESP	19,05/203x38 TopKit AP
	1.2 16V	57	02.08	12.12				
	1.2 16V	74	02.08	12.12				
	1.2 16V Hi-Flex	55	07.08	12.12				
	1.5 dCi	48	02.08	12.12				
	1.5 dCi	50	02.08	12.12				
	1.5 dCi	63	02.08	12.12				
	1.5 dCi	76	02.08	12.12				
	1.5 dCi	78	02.08	12.12				
	1.6 16V	82	02.08	12.12				
RENAULT CLIO IV (B98_) (12-)								
	0.9 TCe 90	66	09.12		13.0460-2709.2	602709	+ 17" Rad ¹⁾	23973 17,4 /Zub/S LUC
	1.2 16V 75	54	09.12		13.0470-2709.2	LD2709	+ 17" Rad ¹⁾	23973 17,4 /Zub/S LUC
	1.5 dCi 75	55	09.12					
	1.5 dCi 90	66	09.12					
	1.2 TCe 120	88	03.13		13.0460-2709.2	602709		23973 17,4 /Zub/S LUC
					13.0470-2709.2	LD2709		23973 17,4 /Zub/S LUC
	1.6 R.S. 200	147	03.13		24.0128-0245.1	428245		320 28,0 25,4 V L +S +B
	0.9 TCe 90	66	09.12		03.0137-0423.2	650423	- 17" Rad ²⁾	203 x 39 HEB BOS
	1.2 16V 75	54	09.12					
	1.5 dCi 75	55	09.12					
	1.5 dCi 90	66	09.12					
RENAULT CLIO IV Grandtour (K98_) (12-)								
	0.9 TCe 90	66	11.12		13.0460-2709.2	602709		23973 17,4 /Zub/S LUC
	1.2 16V	54	11.12		13.0470-2709.2	LD2709		23973 17,4 /Zub/S LUC
	1.2 TCe 120	88	03.13					
	1.5 dCi 75	55	11.12					
	1.5 dCi 90	66	11.12					
RENAULT DOKKER (K67/F67) (12-)								
	1.5 dCi 75	55	11.12		13.0460-2709.2	602709	- ESP	23973 17,4 /Zub/S LUC
	1.5 dCi 90	66	11.12		13.0470-2709.2	LD2709	- ESP	23973 17,4 /Zub/S LUC
	1.6 MPI	61	11.12				- ESP	
	1.2 TCe 115	85	01.13		13.0460-7266.2	607266		24538 17,9 + ATE
	1.5 dCi 75	55	11.12		13.0470-7266.2	LD7266	+ ESP	24538 17,9 + ATE
	1.5 dCi 90	66	11.12				+ ESP	
	1.6 MPI	61	11.12				+ ESP	
	1.2 TCe 115	85	01.13		03.0137-0496.2	650496		228 x 42 HEB Einbausatz BDX
	1.5 dCi 75	55	11.12		03.0137-9228.2	669228		
	1.5 dCi 90	66	11.12					
	1.6 MPI	61	11.12					
RENAULT DUSTER (HS-) (11-)								
	1.5 dCi	66	06.11		13.0460-2709.2	602709	- ABS	23973 17,4 /Zub/S LUC
	1.6 16V	75	06.11		13.0470-2709.2	LD2709	- ESP	23973 17,4 /Zub/S LUC
	1.6 16V 4x4	75	06.11				- ESP	
	2.0	98	02.12				- ABS	
	1.5 dCi 4x4	66	06.11		13.0460-7266.2	607266		24538 17,9 + ATE
					13.0470-7266.2	LD7266		24538 17,9 + ATE
	1.5 dCi	66	06.11		24.0124-0221.1	424221	+ ABS	280 24,0 21,8 V L +S +B
	1.5 dCi 4x4	66	06.11					
	1.6 16V	75	06.11				+ ESP	
	1.6 16V 4x4	75	06.11				+ ESP	
	2.0	98	02.12				+ ABS	
	2.0 4x4	98	02.12				+ ABS	
	1.5 dCi	66	06.11		03.0137-0496.2	650496		228 x 42 HEB Einbausatz BDX
	1.6 16V	75	06.11		03.0137-9228.2	669228		
	2.0	98	02.12					
RENAULT ESPACE II (J/S 63_) (91-96)								
	2.0 (J/- 636)	76	01.91	10.96	13.0460-2810.2	602810		20236 18,0 +WK/S LUC
	2.1 RTDT Quadra	65	01.91	05.92				
	2.1 TD (J633-635,63D)	65	01.91	10.96				
	2.1 TD (J63E)	66	11.94	10.96				
	2.2 (J/S637,J63G)	79	01.91	10.96				
	2.2 4x4 (J/S637,J63G)	79	03.91	12.96				
	2.8 V6 (J638,J63J)	110	01.91	10.96	13.0460-2983.2	602983		21388 18,0 +WK/S LUC
	2.0 (J/- 636)	76	01.91	10.96	24.0120-0126.1	420126		259 20,2 17,7 V +B
	2.1 RTDT Quadra	65	01.91	05.92				
	2.1 TD (J633-635,63D)	65	01.91	10.96				
	2.1 TD (J63E)	66	11.94	10.96				
	2.2 (J/S637,J63G)	79	01.91	10.96				
	2.2 4x4 (J/S637,J63G)	79	03.91	12.96				
	2.8 V6 (J638,J63J)	110	01.91	10.96	24.0122-0143.1	422143		280 22,0 20,0 V
	2.0 (J/- 636)	76	01.91	10.96	13.0460-3961.2	603961	+ ABS/ + Niveauregulierung ³⁾	20336 14,0 +WK BDX
	2.1 RTDT Quadra	65	01.91	05.92			+ Niveauregulierung ⁴⁾	
	2.1 TD (J633-635,63D)	65	01.91	10.96			+ Niveauregulierung ⁴⁾	
	2.1 TD (J63E)	66	11.94	10.96			+ Niveauregulierung ⁴⁾	
	2.2 (J/S637,J63G)	79	05.93	10.96			+ ABS/ + Niveauregulierung ³⁾	
	2.2 4x4 (J/S637,J63G)	79	05.93	12.96			+ ABS/ + Niveauregulierung ³⁾	
	2.8 V6 (J638,J63J)	110	01.91	10.96				

¹⁾ + 17" wheel / + ruota 17" / + roue 17" / + rueda 17"

²⁾ - 17" wheel / - ruota 17" / - roue 17" / - rueda 17"

³⁾ + ABS/ + suspens.level control / + ABS/ + correttore d'assetto / + ABS/ + correcteur d'assiette / + ABS/ + regul. alt.suspension

⁴⁾ + suspension level control / + correttore assetto / + correcteur d'assiette / + regulacion altura suspension









								
RENAULT ESPACE II (J/S 63_) (91-96)								
	2.0 (J/- 636)	76	01.91	10.96	+ ABS/ + Niveauregulierung ¹⁾	24.0112-0134.1	412134	254 12,0 10,5
	2.1 RTDT Quadra	65	01.91	05.92	+ Niveauregulierung ²⁾			
	2.1 TD (J633-635,63D)	65	01.91	10.96	+ Niveauregulierung ²⁾			
	2.1 TD (J63E)	66	11.94	10.96	+ Niveauregulierung ²⁾			
	2.2 (J/S637,J63G)	79	01.91	10.96	+ ABS/ + Niveauregulierung ¹⁾			
	2.2 4x4 (J/S637,J63G)	79	05.93	12.96	+ ABS/ + Niveauregulierung ¹⁾			
	2.2 4x4 (J/S637,J63G)	79	03.91	10.96		24.0111-0150.1	411150	257 10,5 9,5
	2.8 V6 (J638,J63J)	110	01.91	10.96		24.0112-0133.1	412133	254 12,0 10,5
	2.0 (J/- 636)	76	01.91	10.96	- ABS/ - Niveauregulierung ³⁾	03.0137-0124.2	650124	229 x 42 HEB AUT BDX
	2.1 RTDT Quadra	65	01.91	05.92	- Niveauregulierung ⁴⁾	03.0137-9020.2	669020	Einbausatz BDX
	2.1 TD (J633-635,63D)	65	01.91	10.96	- Niveauregulierung ⁴⁾			
	2.1 TD (J63E)	66	11.94	10.96	- Niveauregulierung ⁴⁾			
	2.2 (J/S637,J63G)	79	01.91	10.96	- ABS/ - Niveauregulierung ³⁾			
	2.2 4x4 (J/S637,J63G)	79	03.91	12.96	- ABS/ - Niveauregulierung ³⁾			
	2.0 (J/- 636)	76	01.91	10.96	- ABS/ - Niveauregulierung ³⁾	03.0137-0271.2	650271	229 x 42 HEB LUC
	2.1 RTDT Quadra	65	01.91	05.92	- Niveauregulierung ⁴⁾	03.0137-9027.2	669027	Einbausatz LUC
	2.1 TD (J633-635,63D)	65	01.91	10.96	- Niveauregulierung ⁴⁾			
	2.1 TD (J63E)	66	11.94	10.96	- Niveauregulierung ⁴⁾			
	2.2 (J/S637,J63G)	79	01.91	10.96	- ABS/ - Niveauregulierung ³⁾			
	2.2 4x4 (J/S637,J63G)	79	03.91	12.96	- ABS/ - Niveauregulierung ³⁾			
	2.0 (J/- 636)	76	01.91	10.96	- ABS/ - Niveauregulierung ³⁾	24.0222-8015.1	480055	229/229,5 x 52,5
	2.1 RTDT Quadra	65	01.91	05.92	- Niveauregulierung ⁴⁾	24.0222-8019.2	480087	229/229,5 x 52,5
	2.1 TD (J633-635,63D)	65	01.91	10.96	- Niveauregulierung ⁴⁾			
	2.1 TD (J63E)	66	11.94	10.96	- Niveauregulierung ⁴⁾			
	2.2 (J/S637,J63G)	79	01.91	10.96	- ABS/ - Niveauregulierung ³⁾			
	2.2 4x4 (J/S637,J63G)	79	03.91	12.96	- ABS/ - Niveauregulierung ³⁾			
	2.0 (J/- 636)	76	01.91	11.92	- ABS/ - Niveauregulierung ³⁾	03.0520-3122.3	693122	22,20/229x42 TopKit BDX
	2.1 TD (J633-635,63D)	65	01.91	11.92	- Niveauregulierung ⁴⁾			
	2.0 (J/- 636)	76	12.92	10.96	- ABS/ - Niveauregulierung ³⁾	03.0520-2422.3	692422	22,20/229x42 TopKit LUC
	2.1 TD (J633-635,63D)	65	12.92	10.96	- Niveauregulierung ⁴⁾			
	2.1 TD (J63E)	66	11.94	10.96	- Niveauregulierung ⁴⁾			
	2.2 (J/S637,J63G)	79	01.91	10.96	- ABS/ - Niveauregulierung ³⁾			
	2.2 4x4 (J/S637,J63G)	79	03.91	12.96	- ABS/ - Niveauregulierung ³⁾			
RENAULT ESPACE III (JE_) (96-02)								
	1.9 dTi	72	02.99	10.02		13.0460-2832.2	602832	21888 18,1 +/WK/S LUC
	2.0	84	11.96	10.00				
	2.0	102	09.01	10.02				
	2.0 16V	103	10.98	10.02				
	2.2 D	84	11.97	01.00				
	2.2 dT	83	11.96	10.00				
	3.0 V6	123	11.96	10.98				
	2.2 dCi	85	07.00	10.02		13.0460-2870.2	602870	23099 18,4 /S LUC
	2.2 dCi	95	10.00	10.02				
	3.0 V6	140	07.00	10.02				
	2.2 dCi	95	10.00	10.02		13.0460-2735.2	602735	23099 18,4 +/WK/Zub/S LUC
	3.0 V6	140	10.98	06.00				
	1.9 dTi	72	02.99	10.02		24.0124-0171.1	424171	280 24,0 21,8 V L +S +B
	2.0	84	11.96	10.00		24.0324-0171.1	524171	280 24,0 21,8 V L +S +B PD
	2.0	102	09.01	10.02				
	2.0 16V	103	10.98	10.02				
	2.2 D	84	11.97	01.00				
	2.2 dT	83	11.96	10.00				
	3.0 V6	123	11.96	10.98				
	2.2 dCi	95	10.00	10.02		24.0128-0134.1	428134	305 28,0 26,0 V +B
	3.0 V6	140	07.00	10.02				
	2.0 16V	103	10.98	06.00		13.0460-4957.2	604957	20410 15,0 + BRE
	3.0 V6	123	11.96	10.98		13.0460-0438.2	610438	Einbausatz BRE
	3.0 V6	140	10.98	06.00				
	2.0	102	09.01	10.02		13.0460-2845.2	602845	23554 16,4 /Zub/S LUC
	2.0 16V	103	07.00	10.02		13.0470-2845.2	LD2845	23554 16,4 /Zub/S LUC
	2.2 dCi	95	10.00	10.02				
	3.0 V6	140	07.00	10.02				
	2.0	102	09.01	10.02		24.0111-0151.1	411151	265 10,5 9,5 +B
	2.0 16V	103	10.98	10.02				
	2.2 dCi	95	10.00	10.02				
	3.0 V6	123	11.96	10.98				
	3.0 V6	140	10.98	10.02				
	1.9 dTi	72	02.99	10.02		03.0137-0347.2	650347	229 x 42 HEB LUC
	2.0	84	11.96	10.00		03.0137-9206.2	669206	Einbausatz LUC
	2.2 D	84	11.97	01.00				
	2.2 dCi	85	07.00	10.02				
	2.2 dT	83	11.96	10.00				
	1.9 dTi	72	02.99	10.02		24.0222-8032.1	480170	229/229,5 x 52,5
	2.0	84	11.96	10.00				
	2.2 D	84	11.97	01.00				
	2.2 dCi	85	07.00	10.02				
	2.2 dT	83	11.96	10.00				
	1.9 dTi	72	02.99	10.02		03.0520-5522.3	695522	22,20/229x41 TopKit LUC
	2.0	84	11.96	10.00				
	2.2 D	84	11.97	01.00				
	2.2 dCi	85	07.00	10.02				
	2.2 dT	83	11.96	10.00				

¹⁾ + ABS/ + suspens.level control / + ABS/ + correttore d'assetto / + ABS/ + correcteur d'assiette / + ABS/ + regul. alt.suspension

²⁾ + suspension level control / + correttore assetto / + correcteur d'assiette / + regulación altura suspension














³⁾ - ABS/ - suspens.level control / - ABS/ - correttore assetto / - ABS/ - correcteur d'assiette / - ABS/ - regul.alt. suspension

⁴⁾ - suspension level control / - correttore assetto / - correcteur d'assiette / - regulación altura suspension

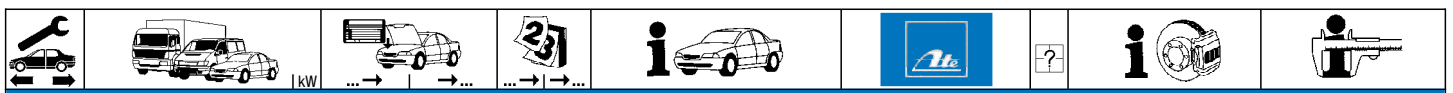
RENAULT ESPACE IV (JK_) (02-)										
	1.9 dCi	85		04.03	02.05	13.0460-7159.2	607159		23248 18,3 +	ATE
	1.9 dCi	88		11.02		13.0470-7159.2	LD7159		23248 18,3 +	ATE
	2.0	98		11.02	02.05					
	2.0 dCi	96		01.06						
	2.0 dCi 110	110		01.06						
	2.0 dCi 130	127		01.06						
	2.0 i	100		11.02						
	2.0 Turbo	120		11.02						
	2.0 Turbo	125		04.05						
	2.2 dCi	102		02.06						
	2.2 dCi	110		11.02						
	3.0 dCi	130		11.02						
	3.0 dCi	133		01.06						
	3.5 V6	177		11.02						
	1.9 dCi	88		11.02	09.03	24.0128-0133.1	428133		324 28,0 25,4 V L +B	
	2.0	98		11.02	02.05					
	2.0 dCi 110	110		01.06						
	2.0 dCi 130	127		01.06						
	2.0 i	100		11.02	09.03					
	2.0 Turbo	120		11.02	09.03					
	2.0 Turbo	120		11.02	09.03					
	2.0 Turbo	120		11.02	09.03					
	2.2 dCi	102		02.06						
	2.2 dCi	110		11.02						
	3.0 dCi	130		11.02						
	3.5 V6	177		11.02						
	1.9 dCi	85		04.03	02.05	24.0128-0135.1	428135		308 28,0 25,8 V L +B	
	1.9 dCi	88		11.02						
	1.9 dCi	88		10.03						
	2.0	98		11.02	02.05					
	2.0 dCi	96		01.06						
	2.0 i	100		11.02						
	2.0 i	100		10.03						
	2.0 Turbo	120		10.03						
	2.0 Turbo	120		10.03						
	2.0 Turbo	125		04.05						
	1.9 dCi	85		04.03	02.05	24.0711-5094.1	360064	2 	Radsensor L=557	
	1.9 dCi	88		11.02						
	2.0	98		11.02	02.05					
	2.0 dCi	96		01.06						
	2.0 dCi 110	110		01.06						
	2.0 dCi 130	127		01.06						
	2.0 i	100		11.02						
	2.0 Turbo	120		11.02						
	2.0 Turbo	125		04.05						
	2.2 dCi	102		02.06						
	2.2 dCi	110		11.02						
	3.0 dCi	130		11.02						
	3.0 dCi	133		01.06						
	3.5 V6	177		11.02						
	1.9 dCi	85		04.03	02.05	13.0460-7137.2	607137		23482 15,8 +	ATE
	1.9 dCi	88		11.02		13.0470-7137.2	LD7137		23482 15,8 +	ATE
	2.0	98		11.02	02.05					
	2.0 dCi	96		01.06						
	2.0 dCi 110	110		01.06						
	2.0 dCi 130	127		01.06						
	2.0 i	100		11.02						
	2.0 Turbo	120		11.02						
	2.0 Turbo	125		04.05						
	2.2 dCi	102		02.06						
	2.2 dCi	110		11.02						
	3.0 dCi	130		11.02						
	3.0 dCi	133		01.06						
	3.5 V6	177		11.02						
	1.9 dCi	85		04.03	02.05	24.0111-0100.2	411100		mit Lager/ mit Sensorring ⁵⁾	300 11,0 9,5
	1.9 dCi	88		11.02						
	2.0	98		11.02	02.05					
	2.0 dCi	96		01.06						
	2.0 dCi 110	110		01.06						
	2.0 dCi 130	127		01.06						
	2.0 i	100		11.02						
	2.0 Turbo	120		11.02						
	2.0 Turbo	125		04.05						
	2.2 dCi	102		02.06						
	2.2 dCi	110		11.02						
	3.0 dCi	130		11.02						
	3.0 dCi	133		01.06						
	3.5 V6	177		11.02						
	1.9 dCi	85		04.03	02.05	24.0711-5097.1	360198	2 	Radsensor L=636	
	1.9 dCi	88		11.02	05.06					
	2.0	98		11.02	02.05					
	2.0 dCi	96		01.06	05.06					
	2.0 dCi 110	110		01.06	05.06					
	2.0 dCi 130	127		01.06	05.06					
	2.0 i	100		11.02	05.06					
	2.0 Turbo	120		11.02	05.06					
	2.0 Turbo	125		04.05	05.06					

1) + light alloy rims / + cerchi in lega / + jantes en alliage léger / + Llantas de aleación ligera
2) + steel rims / + cerchi in acciaio / + jantes en acier / + Llantas acero
3) + 17" alloy wheels / + cerchi in lega 17" / + jantes en alliage léger 17" / + Llantas aleación ligera 17"
4) + 18" light alloy rims / + cerchi in lega 18" / + jantes en alliage léger 18" / + Llantas aleación ligera 18"
5) with bearing/ with sensor ring / con supporto/ anell.sens.ABS / avec palier de secours ABS / con apoyo/ anillo sensor ABS



RENAULT ESPACE IV (JK_) (02-)										
										
	2.2 dCi	102		02.06	05.06	24.0711-5097.1	360198	2	Radsensor L=636	
	2.2 dCi	110		11.02	05.06					
	3.0 dCi	130		11.02	05.06					
	3.0 dCi	133		01.06	05.06					
	3.5 V6	177		11.02	05.06					
	1.9 dCi	88		06.06		24.0711-5203.1	360240	2	Radsensor L=641	
	2.0 dCi	96		06.06						
	2.0 dCi 110	110		06.06						
	2.0 dCi 130	127		06.06						
	2.0 i	100		06.06						
	2.0 Turbo	120		06.06						
	2.0 Turbo	125		06.06						
	2.2 dCi	102		06.06						
	2.2 dCi	110		06.06						
	3.0 dCi	130		06.06						
	3.0 dCi	133		06.06						
	3.5 V6	177		06.06						
RENAULT EXPRESS/RAPID (F40_) (85-98)										
	1.0 (F400)	27		01.86	05.88	13.0460-3955.2	603955		21097 15,0 +/WK	BDX
	1.1 (F401)	33		07.85	05.88	13.0460-0423.2	610423		Einbausatz	BDX
	1.1 (F40H)	33		06.87	05.88					
	1.6 (F404)	40		01.86	06.86					
	1.0 (F400)	27		06.88	05.92	13.0460-3911.2	603911		20905 18,0 +/WK	BDX
	1.1 (F401)	33		07.85	05.88	13.0460-2834.2	602834		21463 18,2 /WK/S	LUC
	1.1 (F401)	33		06.88	04.95	13.0460-0411.2	610411		Einbausatz	BDX
	1.1 (F40H)	33		06.88	06.90					
	1.1 (F40T)	33		09.91	03.98					
	1.2 (F406)	40		10.92	03.98					
	1.2 (F40F)	40		06.90	03.98					
	1.4 (F402)	43		01.86	06.90					
	1.4 (F40A)	43		06.90	03.98					
	1.4 (F40M)	44		06.87	06.90					
	1.4 (F40Y)	43		09.91	03.98					
	1.4 i (F407)	43		01.86	03.98					
	1.4 i (F40D)	58		09.94	03.98					
	1.4 i (F40U)	55		09.91	03.98					
	1.4 i (F40V)	55		09.91	03.98					
	1.6 (F404)	40		01.86	08.98					
	1.6 (F404)	40		07.86	08.98					
	1.9 (F40E)	47		09.92	03.98					
	1.9 (F40N)	47		06.90	03.98					
	1.9 (F40P)	47		09.91	03.98					
	1.9 (F40R)	40		09.94	03.98	13.0460-3911.2	603911		20905 18,0 +/WK	BDX
	1.9 D (G40B)	40		09.95	03.98	13.0460-0411.2	610411		Einbausatz	BDX
	1.9 D (G40C)	40		09.95	03.98					
	1.0 (F400)	27		01.86	05.92	24.0108-0104.1	408104		238 8,2 7,0 +S +B	
	1.1 (F401)	33		07.85	05.88					
	1.1 (F40H)	33		06.87	05.88					
	1.6 (F404)	40		01.86	06.86					
	1.0 (F400)	27		01.86	05.92	24.0112-0116.1	412116		238 12,0 10,5 +S +B	
	1.1 (F401)	33		06.88	04.95					
	1.1 (F401)	33		01.86	04.95					
	1.1 (F40H)	33		06.88	06.90					
	1.1 (F40T)	33		09.91	03.98					
	1.2 (F406)	40		10.92	03.98					
	1.2 (F40F)	40		06.90	03.98					
	1.4 (F402)	43		01.86	06.90					
	1.4 (F40A)	43		06.90	03.98					
	1.4 (F40M)	44		06.87	06.90					
	1.4 (F40Y)	43		09.91	03.98					
	1.4 i (F407)	43		01.86	03.98					
	1.4 i (F40D)	58		09.94	03.98					
	1.4 i (F40U)	55		09.91	03.98					
	1.4 i (F40V)	55		09.91	03.98					
	1.6 (F404)	40		01.86	08.98					
	1.6 (F404)	40		07.86	08.98					
	1.9 (F40E)	47		09.92	03.98					
	1.9 (F40N)	47		06.90	03.98					
	1.9 (F40P)	47		09.91	03.98					
	1.9 (F40R)	40		09.94	03.98					
	1.9 D (G40B)	40		09.95	03.98					
	1.9 D (G40C)	40		09.95	03.98					
	1.0 (F400)	27		01.86	05.92	03.0137-0209.2	650209		180 x 42	BDX
	1.1 (F401)	33		07.85	04.95	03.0137-9086.2	669086		Einbausatz	BDX
	1.1 (F40H)	33		06.87	06.90	03.0137-0201.2	650201		180 x 41 HEB	LUC
	1.1 (F40T)	33		09.91	09.96	03.0137-9056.2	669056		Einbausatz	LUC
	1.6 (F404)	40		01.86	06.86					
	1.1 (F40T)	33		10.96	03.98	03.0137-0211.2	650211		203 x 39	BDX
	1.2 (F406)	40		10.92	03.98	03.0137-9125.2	669125		Einbausatz	BDX
	1.2 (F40F)	40		06.90	03.98					
	1.4 (F402)	43		01.86	06.90					
	1.4 (F40A)	43		06.90	03.98					
	1.4 (F40M)	44		06.87	08.91					
	1.4 i (F407)	43		01.86	03.98					
	1.4 i (F40D)	58		09.94	03.98					

1) - increased payload / - carico utile maggiorato / - charge utile augmentée / - incremento de carga











RENAULT EXPRESS/RAPID (F40_) (85-98)








	1.4 i (F40U)	55	09.91	03.98	- erhöhte Zuladung ¹⁾	03.0137-0211.2	650211		203 x 39 Einbausatz	BDX BDX											
	1.4 i (F40V)	55	09.91	03.98	- erhöhte Zuladung ¹⁾		669125														
	1.6 (F404)	40	01.86	06.86	- (F)																
	1.6 (F404)	40	07.86	08.98	- erhöhte Zuladung ¹⁾																
	1.9 (F40E)	47	09.92	03.98	- erhöhte Zuladung ¹⁾																
	1.9 (F40N)	47	06.90	03.98	- erhöhte Zuladung ¹⁾																
	1.9 (F40P)	47	09.91	03.98	- erhöhte Zuladung ¹⁾																
	1.9 (F40R)	40	09.94	03.98	- erhöhte Zuladung ¹⁾																
	1.9 D (G40B)	40	09.95	03.98	- erhöhte Zuladung ¹⁾																
	1.9 D (G40C)	40	09.95	03.98	- erhöhte Zuladung ¹⁾																
	1.4 (F40A)	43	06.90	03.98	+ erhöhte Zuladung ²⁾		03.0137-0271.2				650271	229 x 42 HEB Einbausatz	LUC LUC								
	1.4 (F40V)	43	09.91	03.98							669027										
	1.4 i (F40D)	58	09.94	03.98	+ erhöhte Zuladung ²⁾																
	1.4 i (F40U)	55	09.91	03.98	+ erhöhte Zuladung ²⁾																
1.4 i (F40V)	55	09.91	03.98	+ erhöhte Zuladung ²⁾																	
1.6 (F404)	40	07.86	08.98	+ erhöhte Zuladung ²⁾																	
1.9 (F40E)	47	09.92	03.98	+ erhöhte Zuladung ²⁾																	
1.9 (F40N)	47	06.90	03.98	+ erhöhte Zuladung ²⁾																	
1.9 (F40P)	47	09.91	03.98	+ erhöhte Zuladung ²⁾																	
1.9 (F40R)	40	09.94	03.98	+ erhöhte Zuladung ²⁾																	
1.9 D (G40B)	40	09.95	03.98	+ erhöhte Zuladung ²⁾																	
1.9 D (G40C)	40	09.95	03.98	+ erhöhte Zuladung ²⁾																	
	1.0 (F400)	27	01.86	05.92	- (I)	24.0218-0013.1		480008		180/181,3 x 53 - Lager											
	1.1 (F401)	33	07.85	04.95	- (I) (MA)																
	1.1 (F40H)	33	06.87	06.90																	
	1.1 (F40T)	33	09.91	09.96																	
	1.2 (F40F)	40	06.90	03.98																	
	1.6 (F404)	40	01.86	06.86	- erhöhte Zuladung/ + (F) ³⁾																
	1.0 (F400)	27	01.86	05.92	+ (I)		24.0220-3005.1	480054				203/204,5 x 50,5									
	1.1 (F401)	33	07.85	04.95	+ (I) (MA)																
	1.1 (F40T)	33	10.96	03.98																	
	1.2 (F406)	40	10.92	03.98																	
	1.4 (F402)	43	01.86	06.90																	
	1.4 (F40A)	43	06.90	03.98	- erhöhte Zuladung ¹⁾																
	1.4 (F40M)	44	06.87	06.90																	
	1.4 i (F407)	43	01.86	03.98																	
1.4 i (F40D)	58	09.94	03.98	- erhöhte Zuladung ¹⁾																	
1.4 i (F40U)	55	09.91	03.98	- erhöhte Zuladung ¹⁾																	
1.4 i (F40V)	55	09.91	03.98	- erhöhte Zuladung ¹⁾																	
1.6 (F404)	40	01.86	06.86	- erhöhte Zuladung/ - (F) ⁴⁾																	
1.6 (F404)	40	07.86	08.98	- erhöhte Zuladung ¹⁾																	
1.9 (F40E)	47	09.92	03.98	- erhöhte Zuladung ¹⁾																	
1.9 (F40N)	47	06.90	03.98	- erhöhte Zuladung ¹⁾																	
1.9 (F40P)	47	09.91	03.98	- erhöhte Zuladung ¹⁾																	
1.9 (F40R)	40	09.94	03.98	- erhöhte Zuladung ¹⁾																	
1.9 D (G40B)	40	09.95	03.98	- erhöhte Zuladung ¹⁾																	
1.9 D (G40C)	40	09.95	03.98	- erhöhte Zuladung ¹⁾																	
	1.4 (F40Y)	43	09.91	03.98		24.0222-8019.2	480087		229/229,5 x 52,5												
	1.4 i (F40D)	58	09.94	03.98	+ erhöhte Zuladung ²⁾																
	1.4 i (F40U)	55	09.91	03.98	+ erhöhte Zuladung ²⁾																
	1.4 i (F40V)	55	09.91	03.98	+ erhöhte Zuladung ²⁾																
	1.6 (F404)	40	01.86	08.98	+ erhöhte Zuladung ²⁾																
	1.9 (F40E)	47	09.92	03.98	+ erhöhte Zuladung ²⁾																
	1.9 (F40N)	47	06.90	03.98	+ erhöhte Zuladung ²⁾																
	1.9 (F40P)	47	09.91	03.98	+ erhöhte Zuladung ²⁾																
	1.9 (F40R)	40	09.94	03.98	+ erhöhte Zuladung ²⁾																
	1.9 D (G40B)	40	09.95	03.98	+ erhöhte Zuladung ²⁾																
	1.9 D (G40C)	40	09.95	03.98	+ erhöhte Zuladung ²⁾																
		1.0 (F400)	27	01.86	05.92					03.0520-1022.3	691022		22,20/180x42 TopKit 22,20/180x41 TopKit								
		1.1 (F40H)	33	06.87	06.90						691122										
		1.1 (F40T)	33	09.91	09.96																
1.1 (F401)		33	07.85	04.95	- (I)	03.0520-1022.3	691022		22,20/180x42 TopKit												
1.6 (F404)		40	01.86	06.86	+ (F)		BDX														
1.1 (F401)		33	07.85	04.95	+ (I)		03.0520-3020.3				693020				20,64/203x39 TopKit						
1.4 (F402)		43	01.86	06.90							BDX										
1.4 (F40M)		44	06.87	08.91																	
1.4 i (F407)		43	01.86	03.98																	
1.6 (F404)		40	01.86	06.86	- (F)																
1.1 (F401)		33	07.85	04.95							03.0520-1122.3					691122		22,20/180x41 TopKit			
1.6 (F404)		40	01.86	06.86												LUC					
1.1 (F40T)		33	10.96	03.98												03.0520-3020.3			693020		20,64/203x39 TopKit
1.2 (F406)		40	10.92	03.98															BDX		
1.2 (F40F)	40	06.90	03.98																		
1.4 (F40A)	43	06.90	03.98	- erhöhte Zuladung ¹⁾																	
1.4 i (F40D)	58	09.94	03.98	- erhöhte Zuladung ¹⁾																	
1.4 i (F40U)	55	09.91	03.98	- erhöhte Zuladung ¹⁾																	
1.4 i (F40V)	55	09.91	03.98	- erhöhte Zuladung ¹⁾																	
1.6 (F404)	40	07.86	08.98	- erhöhte Zuladung ¹⁾																	
1.9 (F40E)	47	09.92	03.98	- erhöhte Zuladung ¹⁾																	
1.9 (F40N)	47	06.90	03.98	- erhöhte Zuladung ¹⁾																	
1.9 (F40P)	47	09.91	03.98	- erhöhte Zuladung ¹⁾																	
1.9 (F40R)	40	09.94	03.98	- erhöhte Zuladung ¹⁾																	
1.9 D (G40B)	40	09.95	03.98	- erhöhte Zuladung ¹⁾																	
1.9 D (G40C)	40	09.95	03.98	- erhöhte Zuladung ¹⁾																	
1.4 (F40A)	43	09.91	03.98	+ erhöhte Zuladung ²⁾	03.0520-2422.3	692422		22,20/229x42 TopKit													
1.4 (F40V)	43	09.91	03.98						LUC												

¹⁾ - increased payload / - carico utile maggiorato / - charge utile augmentée / - incremento de carga
²⁾ + increased payload / + carico utile maggiorato / + charge utile augmentée / + incremento de carga
³⁾ - increased payload/ + (F) / - carico utile maggiorato/ + (F) / - charge utile augmentée/ + (F) / - incremento de carga/ + (F)
⁴⁾ - increased payload/ - (F) / - carico utile maggiorato/ - (F) / - charge utile augmentée/ - (F) / - incremento de carga/ - (F)














RENAULT EXPRESS/RAPID (F40_) (85-98)																																																																																																																																																																																										
	<table border="1"> <tr><td>1.4 i (F40D)</td><td>58</td><td>09.94</td><td>03.98</td><td>+ erhöhte Zuladung ¹⁾</td><td>03.0520-2422.3</td><td>692422</td><td></td><td>22,20/229x42 TopKit</td><td>LUC</td></tr> <tr><td>1.4 i (F40U)</td><td>55</td><td>09.91</td><td>03.98</td><td>+ erhöhte Zuladung ¹⁾</td><td></td><td></td><td></td><td></td><td></td></tr> <tr><td>1.4 i (F40V)</td><td>55</td><td>09.91</td><td>03.98</td><td>+ erhöhte Zuladung ¹⁾</td><td></td><td></td><td></td><td></td><td></td></tr> <tr><td>1.6 (F40A)</td><td>40</td><td>07.86</td><td>08.98</td><td>+ erhöhte Zuladung ¹⁾</td><td></td><td></td><td></td><td></td><td></td></tr> <tr><td>1.9 (F40E)</td><td>47</td><td>09.92</td><td>03.98</td><td>+ erhöhte Zuladung ¹⁾</td><td></td><td></td><td></td><td></td><td></td></tr> <tr><td>1.9 (F40N)</td><td>47</td><td>09.91</td><td>03.98</td><td>+ erhöhte Zuladung ¹⁾</td><td></td><td></td><td></td><td></td><td></td></tr> <tr><td>1.9 (F40P)</td><td>47</td><td>09.91</td><td>03.98</td><td>+ erhöhte Zuladung ¹⁾</td><td></td><td></td><td></td><td></td><td></td></tr> <tr><td>1.9 (F40R)</td><td>40</td><td>09.94</td><td>03.98</td><td>+ erhöhte Zuladung ¹⁾</td><td></td><td></td><td></td><td></td><td></td></tr> <tr><td>1.9 D (G40B)</td><td>40</td><td>09.95</td><td>03.98</td><td>+ erhöhte Zuladung ¹⁾</td><td></td><td></td><td></td><td></td><td></td></tr> <tr><td>1.9 D (G40C)</td><td>40</td><td>09.95</td><td>03.98</td><td>+ erhöhte Zuladung ¹⁾</td><td></td><td></td><td></td><td></td><td></td></tr> </table>	1.4 i (F40D)	58	09.94	03.98	+ erhöhte Zuladung ¹⁾	03.0520-2422.3	692422		22,20/229x42 TopKit	LUC	1.4 i (F40U)	55	09.91	03.98	+ erhöhte Zuladung ¹⁾						1.4 i (F40V)	55	09.91	03.98	+ erhöhte Zuladung ¹⁾						1.6 (F40A)	40	07.86	08.98	+ erhöhte Zuladung ¹⁾						1.9 (F40E)	47	09.92	03.98	+ erhöhte Zuladung ¹⁾						1.9 (F40N)	47	09.91	03.98	+ erhöhte Zuladung ¹⁾						1.9 (F40P)	47	09.91	03.98	+ erhöhte Zuladung ¹⁾						1.9 (F40R)	40	09.94	03.98	+ erhöhte Zuladung ¹⁾						1.9 D (G40B)	40	09.95	03.98	+ erhöhte Zuladung ¹⁾						1.9 D (G40C)	40	09.95	03.98	+ erhöhte Zuladung ¹⁾																																																																																										
1.4 i (F40D)	58	09.94	03.98	+ erhöhte Zuladung ¹⁾	03.0520-2422.3	692422		22,20/229x42 TopKit	LUC																																																																																																																																																																																	
1.4 i (F40U)	55	09.91	03.98	+ erhöhte Zuladung ¹⁾																																																																																																																																																																																						
1.4 i (F40V)	55	09.91	03.98	+ erhöhte Zuladung ¹⁾																																																																																																																																																																																						
1.6 (F40A)	40	07.86	08.98	+ erhöhte Zuladung ¹⁾																																																																																																																																																																																						
1.9 (F40E)	47	09.92	03.98	+ erhöhte Zuladung ¹⁾																																																																																																																																																																																						
1.9 (F40N)	47	09.91	03.98	+ erhöhte Zuladung ¹⁾																																																																																																																																																																																						
1.9 (F40P)	47	09.91	03.98	+ erhöhte Zuladung ¹⁾																																																																																																																																																																																						
1.9 (F40R)	40	09.94	03.98	+ erhöhte Zuladung ¹⁾																																																																																																																																																																																						
1.9 D (G40B)	40	09.95	03.98	+ erhöhte Zuladung ¹⁾																																																																																																																																																																																						
1.9 D (G40C)	40	09.95	03.98	+ erhöhte Zuladung ¹⁾																																																																																																																																																																																						
RENAULT FLUENCE (L30_) (10-)																																																																																																																																																																																										
	<table border="1"> <tr><td>1.5 dCi</td><td>63</td><td>02.10</td><td>06.13</td><td></td><td>13.0460-7266.2</td><td>607266</td><td></td><td>24538 17,9 +</td><td>ATE</td></tr> <tr><td>1.5 dCi</td><td>66</td><td>02.10</td><td>06.13</td><td></td><td>13.0470-7266.2</td><td>LD7266</td><td></td><td>24538 17,9 +</td><td>ATE</td></tr> <tr><td>1.5 dCi</td><td>78</td><td>02.10</td><td>06.13</td><td></td><td></td><td></td><td></td><td></td><td></td></tr> <tr><td>1.5 dCi</td><td>81</td><td>02.10</td><td>06.13</td><td></td><td></td><td></td><td></td><td></td><td></td></tr> <tr><td>1.6 16V</td><td>81</td><td>02.10</td><td>06.13</td><td></td><td></td><td></td><td></td><td></td><td></td></tr> <tr><td>1.6 16V</td><td>82</td><td>02.10</td><td>06.13</td><td></td><td></td><td></td><td></td><td></td><td></td></tr> <tr><td>2.0 16V</td><td>101</td><td>05.11</td><td>06.13</td><td></td><td></td><td></td><td></td><td></td><td></td></tr> <tr><td>2.0 16V</td><td>103</td><td>02.10</td><td>06.13</td><td></td><td></td><td></td><td></td><td></td><td></td></tr> <tr><td>Z.E.</td><td>70</td><td>02.12</td><td></td><td></td><td></td><td></td><td></td><td></td><td></td></tr> </table>	1.5 dCi	63	02.10	06.13		13.0460-7266.2	607266		24538 17,9 +	ATE	1.5 dCi	66	02.10	06.13		13.0470-7266.2	LD7266		24538 17,9 +	ATE	1.5 dCi	78	02.10	06.13							1.5 dCi	81	02.10	06.13							1.6 16V	81	02.10	06.13							1.6 16V	82	02.10	06.13							2.0 16V	101	05.11	06.13							2.0 16V	103	02.10	06.13							Z.E.	70	02.12																																																																																																						
1.5 dCi	63	02.10	06.13		13.0460-7266.2	607266		24538 17,9 +	ATE																																																																																																																																																																																	
1.5 dCi	66	02.10	06.13		13.0470-7266.2	LD7266		24538 17,9 +	ATE																																																																																																																																																																																	
1.5 dCi	78	02.10	06.13																																																																																																																																																																																							
1.5 dCi	81	02.10	06.13																																																																																																																																																																																							
1.6 16V	81	02.10	06.13																																																																																																																																																																																							
1.6 16V	82	02.10	06.13																																																																																																																																																																																							
2.0 16V	101	05.11	06.13																																																																																																																																																																																							
2.0 16V	103	02.10	06.13																																																																																																																																																																																							
Z.E.	70	02.12																																																																																																																																																																																								
	<table border="1"> <tr><td>1.5 dCi</td><td>63</td><td>02.10</td><td>06.13</td><td></td><td>24.0124-0221.1</td><td>424221</td><td></td><td>280 24,0 21,8 V L +S +B</td><td></td></tr> <tr><td>1.5 dCi</td><td>66</td><td>02.10</td><td>06.13</td><td></td><td></td><td></td><td></td><td></td><td></td></tr> <tr><td>1.5 dCi</td><td>78</td><td>02.10</td><td>06.13</td><td></td><td></td><td></td><td></td><td></td><td></td></tr> <tr><td>1.5 dCi</td><td>81</td><td>02.10</td><td>06.13</td><td></td><td></td><td></td><td></td><td></td><td></td></tr> <tr><td>1.6 16V</td><td>81</td><td>02.10</td><td>06.13</td><td></td><td></td><td></td><td></td><td></td><td></td></tr> <tr><td>1.6 16V</td><td>82</td><td>02.10</td><td>06.13</td><td></td><td></td><td></td><td></td><td></td><td></td></tr> <tr><td>2.0 16V</td><td>101</td><td>05.11</td><td>06.13</td><td></td><td></td><td></td><td></td><td></td><td></td></tr> <tr><td>2.0 16V</td><td>103</td><td>02.10</td><td>06.13</td><td></td><td></td><td></td><td></td><td></td><td></td></tr> <tr><td>Z.E.</td><td>70</td><td>02.12</td><td></td><td></td><td></td><td></td><td></td><td></td><td></td></tr> </table>	1.5 dCi	63	02.10	06.13		24.0124-0221.1	424221		280 24,0 21,8 V L +S +B		1.5 dCi	66	02.10	06.13							1.5 dCi	78	02.10	06.13							1.5 dCi	81	02.10	06.13							1.6 16V	81	02.10	06.13							1.6 16V	82	02.10	06.13							2.0 16V	101	05.11	06.13							2.0 16V	103	02.10	06.13							Z.E.	70	02.12																																																																																																						
1.5 dCi	63	02.10	06.13		24.0124-0221.1	424221		280 24,0 21,8 V L +S +B																																																																																																																																																																																		
1.5 dCi	66	02.10	06.13																																																																																																																																																																																							
1.5 dCi	78	02.10	06.13																																																																																																																																																																																							
1.5 dCi	81	02.10	06.13																																																																																																																																																																																							
1.6 16V	81	02.10	06.13																																																																																																																																																																																							
1.6 16V	82	02.10	06.13																																																																																																																																																																																							
2.0 16V	101	05.11	06.13																																																																																																																																																																																							
2.0 16V	103	02.10	06.13																																																																																																																																																																																							
Z.E.	70	02.12																																																																																																																																																																																								
	<table border="1"> <tr><td>1.5 dCi</td><td>63</td><td>02.10</td><td>06.13</td><td></td><td>13.0460-2740.2</td><td>602740</td><td></td><td>23554 17,2 /Zub/S</td><td>LUC</td></tr> <tr><td>1.5 dCi</td><td>66</td><td>02.10</td><td>06.13</td><td></td><td></td><td></td><td></td><td></td><td></td></tr> <tr><td>1.5 dCi</td><td>78</td><td>02.10</td><td>06.13</td><td></td><td></td><td></td><td></td><td></td><td></td></tr> <tr><td>1.5 dCi</td><td>81</td><td>02.10</td><td>06.13</td><td></td><td></td><td></td><td></td><td></td><td></td></tr> <tr><td>1.6 16V</td><td>81</td><td>02.10</td><td>06.13</td><td></td><td></td><td></td><td></td><td></td><td></td></tr> <tr><td>1.6 16V</td><td>82</td><td>02.10</td><td>06.13</td><td></td><td></td><td></td><td></td><td></td><td></td></tr> <tr><td>2.0 16V</td><td>103</td><td>02.10</td><td>06.13</td><td></td><td></td><td></td><td></td><td></td><td></td></tr> </table>	1.5 dCi	63	02.10	06.13		13.0460-2740.2	602740		23554 17,2 /Zub/S	LUC	1.5 dCi	66	02.10	06.13							1.5 dCi	78	02.10	06.13							1.5 dCi	81	02.10	06.13							1.6 16V	81	02.10	06.13							1.6 16V	82	02.10	06.13							2.0 16V	103	02.10	06.13																																																																																																																									
1.5 dCi	63	02.10	06.13		13.0460-2740.2	602740		23554 17,2 /Zub/S	LUC																																																																																																																																																																																	
1.5 dCi	66	02.10	06.13																																																																																																																																																																																							
1.5 dCi	78	02.10	06.13																																																																																																																																																																																							
1.5 dCi	81	02.10	06.13																																																																																																																																																																																							
1.6 16V	81	02.10	06.13																																																																																																																																																																																							
1.6 16V	82	02.10	06.13																																																																																																																																																																																							
2.0 16V	103	02.10	06.13																																																																																																																																																																																							
RENAULT KANGOO I (KC_) (98-07)																																																																																																																																																																																										
	<table border="1"> <tr><td>1.2</td><td>43</td><td>03.98</td><td>12.07</td><td></td><td>13.0460-3977.2</td><td>603977</td><td></td><td>- Postfahrzeug ²⁾</td><td>21980 18,0 +/WE/S</td><td>BOS</td></tr> <tr><td>1.2 16V</td><td>55</td><td>06.01</td><td>12.07</td><td></td><td></td><td></td><td></td><td></td><td></td><td></td></tr> <tr><td>1.4</td><td>55</td><td>03.98</td><td>12.07</td><td></td><td></td><td></td><td></td><td></td><td></td><td></td></tr> <tr><td>1.5 dCi</td><td>42</td><td>07.03</td><td>12.07</td><td></td><td></td><td></td><td></td><td></td><td></td><td></td></tr> <tr><td>1.5 dCi</td><td>45</td><td>04.05</td><td>12.07</td><td></td><td></td><td></td><td></td><td></td><td></td><td></td></tr> <tr><td>1.5 dCi</td><td>62</td><td>06.05</td><td>12.07</td><td></td><td></td><td></td><td></td><td></td><td></td><td></td></tr> <tr><td>1.5 dCi (KC07)</td><td>48</td><td>12.01</td><td>12.07</td><td></td><td></td><td></td><td></td><td></td><td></td><td></td></tr> <tr><td>1.5 dCi (KC08/09)</td><td>60</td><td>07.02</td><td>12.07</td><td></td><td></td><td></td><td></td><td></td><td></td><td></td></tr> <tr><td>1.6 16V 2WD</td><td>70</td><td>06.01</td><td>12.07</td><td></td><td></td><td></td><td></td><td></td><td></td><td></td></tr> <tr><td>1.6 16V bivalent</td><td>60</td><td>06.05</td><td>12.07</td><td></td><td></td><td></td><td></td><td></td><td></td><td></td></tr> <tr><td>1.9 D</td><td>47</td><td>03.98</td><td>12.07</td><td></td><td></td><td></td><td></td><td></td><td></td><td></td></tr> <tr><td>1.9 D (KC0D)</td><td>40</td><td>03.98</td><td>12.07</td><td></td><td></td><td></td><td></td><td></td><td></td><td></td></tr> <tr><td>1.9 dTi (KC0U)</td><td>59</td><td>02.00</td><td>12.07</td><td></td><td></td><td></td><td></td><td></td><td></td><td></td></tr> <tr><td>1.9 RXED</td><td>48</td><td>09.99</td><td>06.01</td><td></td><td></td><td></td><td></td><td></td><td></td><td></td></tr> <tr><td>Elektro</td><td>22</td><td>01.02</td><td>12.04</td><td></td><td></td><td></td><td></td><td></td><td></td><td></td></tr> <tr><td>1.6 16V 4x4</td><td>70</td><td>10.01</td><td>12.07</td><td></td><td>13.0460-3815.2</td><td>603815</td><td></td><td>23930 18,2 /Zub/S</td><td>BOS</td></tr> <tr><td>1.9 dCi 4x4 (KC0V)</td><td>59</td><td>10.01</td><td>12.07</td><td></td><td>13.0470-3815.2</td><td>LD3815</td><td></td><td>23930 18,2 /Zub/S</td><td>BOS</td></tr> </table>	1.2	43	03.98	12.07		13.0460-3977.2	603977		- Postfahrzeug ²⁾	21980 18,0 +/WE/S	BOS	1.2 16V	55	06.01	12.07								1.4	55	03.98	12.07								1.5 dCi	42	07.03	12.07								1.5 dCi	45	04.05	12.07								1.5 dCi	62	06.05	12.07								1.5 dCi (KC07)	48	12.01	12.07								1.5 dCi (KC08/09)	60	07.02	12.07								1.6 16V 2WD	70	06.01	12.07								1.6 16V bivalent	60	06.05	12.07								1.9 D	47	03.98	12.07								1.9 D (KC0D)	40	03.98	12.07								1.9 dTi (KC0U)	59	02.00	12.07								1.9 RXED	48	09.99	06.01								Elektro	22	01.02	12.04								1.6 16V 4x4	70	10.01	12.07		13.0460-3815.2	603815		23930 18,2 /Zub/S	BOS	1.9 dCi 4x4 (KC0V)	59	10.01	12.07		13.0470-3815.2	LD3815		23930 18,2 /Zub/S	BOS
1.2	43	03.98	12.07		13.0460-3977.2	603977		- Postfahrzeug ²⁾	21980 18,0 +/WE/S	BOS																																																																																																																																																																																
1.2 16V	55	06.01	12.07																																																																																																																																																																																							
1.4	55	03.98	12.07																																																																																																																																																																																							
1.5 dCi	42	07.03	12.07																																																																																																																																																																																							
1.5 dCi	45	04.05	12.07																																																																																																																																																																																							
1.5 dCi	62	06.05	12.07																																																																																																																																																																																							
1.5 dCi (KC07)	48	12.01	12.07																																																																																																																																																																																							
1.5 dCi (KC08/09)	60	07.02	12.07																																																																																																																																																																																							
1.6 16V 2WD	70	06.01	12.07																																																																																																																																																																																							
1.6 16V bivalent	60	06.05	12.07																																																																																																																																																																																							
1.9 D	47	03.98	12.07																																																																																																																																																																																							
1.9 D (KC0D)	40	03.98	12.07																																																																																																																																																																																							
1.9 dTi (KC0U)	59	02.00	12.07																																																																																																																																																																																							
1.9 RXED	48	09.99	06.01																																																																																																																																																																																							
Elektro	22	01.02	12.04																																																																																																																																																																																							
1.6 16V 4x4	70	10.01	12.07		13.0460-3815.2	603815		23930 18,2 /Zub/S	BOS																																																																																																																																																																																	
1.9 dCi 4x4 (KC0V)	59	10.01	12.07		13.0470-3815.2	LD3815		23930 18,2 /Zub/S	BOS																																																																																																																																																																																	
	<table border="1"> <tr><td>1.2</td><td>43</td><td>03.98</td><td>12.07</td><td>- ABS</td><td>24.0120-0125.1</td><td>420125</td><td></td><td>238 20,1 17,7 V +S +B</td><td></td></tr> <tr><td>1.2 16V</td><td>55</td><td>06.01</td><td>12.07</td><td>- ABS/ - verstärktes Fahrwerk ³⁾</td><td></td><td></td><td></td><td></td><td></td></tr> <tr><td>1.4</td><td>55</td><td>03.98</td><td>12.07</td><td>- ABS/ - verstärktes Fahrwerk ³⁾</td><td></td><td></td><td></td><td></td><td></td></tr> <tr><td>1.5 dCi</td><td>45</td><td>04.05</td><td>12.07</td><td>- ABS</td><td></td><td></td><td></td><td></td><td></td></tr> <tr><td>1.9 D</td><td>47</td><td>03.98</td><td>12.07</td><td>- ABS</td><td></td><td></td><td></td><td></td><td></td></tr> <tr><td>1.9 D (KC0D)</td><td>40</td><td>03.98</td><td>12.07</td><td>- ABS</td><td></td><td></td><td></td><td></td><td></td></tr> <tr><td>1.9 dTi (KC0U)</td><td>59</td><td>02.00</td><td>12.07</td><td>- ABS</td><td></td><td></td><td></td><td></td><td></td></tr> <tr><td>1.9 RXED</td><td>48</td><td>09.99</td><td>06.01</td><td>- ABS</td><td></td><td></td><td></td><td></td><td></td></tr> <tr><td>Elektro</td><td>22</td><td>01.02</td><td>12.04</td><td></td><td></td><td></td><td></td><td></td><td></td></tr> </table>	1.2	43	03.98	12.07	- ABS	24.0120-0125.1	420125		238 20,1 17,7 V +S +B		1.2 16V	55	06.01	12.07	- ABS/ - verstärktes Fahrwerk ³⁾						1.4	55	03.98	12.07	- ABS/ - verstärktes Fahrwerk ³⁾						1.5 dCi	45	04.05	12.07	- ABS						1.9 D	47	03.98	12.07	- ABS						1.9 D (KC0D)	40	03.98	12.07	- ABS						1.9 dTi (KC0U)	59	02.00	12.07	- ABS						1.9 RXED	48	09.99	06.01	- ABS						Elektro	22	01.02	12.04																																																																																																					
1.2	43	03.98	12.07	- ABS	24.0120-0125.1	420125		238 20,1 17,7 V +S +B																																																																																																																																																																																		
1.2 16V	55	06.01	12.07	- ABS/ - verstärktes Fahrwerk ³⁾																																																																																																																																																																																						
1.4	55	03.98	12.07	- ABS/ - verstärktes Fahrwerk ³⁾																																																																																																																																																																																						
1.5 dCi	45	04.05	12.07	- ABS																																																																																																																																																																																						
1.9 D	47	03.98	12.07	- ABS																																																																																																																																																																																						
1.9 D (KC0D)	40	03.98	12.07	- ABS																																																																																																																																																																																						
1.9 dTi (KC0U)	59	02.00	12.07	- ABS																																																																																																																																																																																						
1.9 RXED	48	09.99	06.01	- ABS																																																																																																																																																																																						
Elektro	22	01.02	12.04																																																																																																																																																																																							
	<table border="1"> <tr><td>1.2</td><td>43</td><td>03.98</td><td>12.07</td><td>+ ABS</td><td>24.0121-0106.1</td><td>421106</td><td></td><td>259 20,6 17,7 V +S +B</td><td></td></tr> <tr><td>1.2 16V</td><td>55</td><td>06.01</td><td>12.07</td><td>+ ABS/ + verstärktes Fahrwerk ⁴⁾</td><td></td><td></td><td></td><td></td><td></td></tr> <tr><td>1.4</td><td>55</td><td>03.98</td><td>12.07</td><td>+ ABS/ + verstärktes Fahrwerk ⁴⁾</td><td></td><td></td><td></td><td></td><td></td></tr> <tr><td>1.5 dCi</td><td>42</td><td>07.03</td><td>12.07</td><td></td><td></td><td></td><td></td><td></td><td></td></tr> <tr><td>1.5 dCi</td><td>45</td><td>04.05</td><td>12.07</td><td>+ ABS</td><td></td><td></td><td></td><td></td><td></td></tr> <tr><td>1.5 dCi</td><td>62</td><td>06.05</td><td>12.07</td><td></td><td></td><td></td><td></td><td></td><td></td></tr> <tr><td>1.5 dCi (KC07)</td><td>48</td><td>12.01</td><td>12.07</td><td></td><td></td><td></td><td></td><td></td><td></td></tr> <tr><td>1.5 dCi (KC08/09)</td><td>60</td><td>07.02</td><td>12.07</td><td></td><td></td><td></td><td></td><td></td><td></td></tr> <tr><td>1.6 16V 2WD</td><td>70</td><td>06.01</td><td>12.07</td><td></td><td></td><td></td><td></td><td></td><td></td></tr> <tr><td>1.6 16V bivalent</td><td>60</td><td>06.05</td><td>12.07</td><td></td><td></td><td></td><td></td><td></td><td></td></tr> <tr><td>1.9 D</td><td>47</td><td>03.98</td><td>12.07</td><td>+ ABS</td><td></td><td></td><td></td><td></td><td></td></tr> <tr><td>1.9 D (KC0D)</td><td>40</td><td>03.98</td><td>12.07</td><td>+ ABS</td><td></td><td></td><td></td><td></td><td></td></tr> <tr><td>1.9 dTi (KC0U)</td><td>59</td><td>02.00</td><td>12.07</td><td>+ ABS</td><td></td><td></td><td></td><td></td><td></td></tr> <tr><td>1.9 RXED</td><td>48</td><td>09.99</td><td>06.01</td><td>+ ABS</td><td></td><td></td><td></td><td></td><td></td></tr> <tr><td>1.6 16V 4x4</td><td>70</td><td>10.01</td><td>12.07</td><td></td><td>24.0124-0158.1</td><td>424158</td><td></td><td>280 24,0 21,8 V L +S +B</td><td></td></tr> <tr><td>1.9 dCi 4x4 (KC0V)</td><td>59</td><td>10.01</td><td>12.07</td><td></td><td>24.0324-0158.1</td><td>524158</td><td></td><td>280 24,0 21,8 V L +S +B PD</td><td></td></tr> </table>	1.2	43	03.98	12.07	+ ABS	24.0121-0106.1	421106		259 20,6 17,7 V +S +B		1.2 16V	55	06.01	12.07	+ ABS/ + verstärktes Fahrwerk ⁴⁾						1.4	55	03.98	12.07	+ ABS/ + verstärktes Fahrwerk ⁴⁾						1.5 dCi	42	07.03	12.07							1.5 dCi	45	04.05	12.07	+ ABS						1.5 dCi	62	06.05	12.07							1.5 dCi (KC07)	48	12.01	12.07							1.5 dCi (KC08/09)	60	07.02	12.07							1.6 16V 2WD	70	06.01	12.07							1.6 16V bivalent	60	06.05	12.07							1.9 D	47	03.98	12.07	+ ABS						1.9 D (KC0D)	40	03.98	12.07	+ ABS						1.9 dTi (KC0U)	59	02.00	12.07	+ ABS						1.9 RXED	48	09.99	06.01	+ ABS						1.6 16V 4x4	70	10.01	12.07		24.0124-0158.1	424158		280 24,0 21,8 V L +S +B		1.9 dCi 4x4 (KC0V)	59	10.01	12.07		24.0324-0158.1	524158		280 24,0 21,8 V L +S +B PD																										
1.2	43	03.98	12.07	+ ABS	24.0121-0106.1	421106		259 20,6 17,7 V +S +B																																																																																																																																																																																		
1.2 16V	55	06.01	12.07	+ ABS/ + verstärktes Fahrwerk ⁴⁾																																																																																																																																																																																						
1.4	55	03.98	12.07	+ ABS/ + verstärktes Fahrwerk ⁴⁾																																																																																																																																																																																						
1.5 dCi	42	07.03	12.07																																																																																																																																																																																							
1.5 dCi	45	04.05	12.07	+ ABS																																																																																																																																																																																						
1.5 dCi	62	06.05	12.07																																																																																																																																																																																							
1.5 dCi (KC07)	48	12.01	12.07																																																																																																																																																																																							
1.5 dCi (KC08/09)	60	07.02	12.07																																																																																																																																																																																							
1.6 16V 2WD	70	06.01	12.07																																																																																																																																																																																							
1.6 16V bivalent	60	06.05	12.07																																																																																																																																																																																							
1.9 D	47	03.98	12.07	+ ABS																																																																																																																																																																																						
1.9 D (KC0D)	40	03.98	12.07	+ ABS																																																																																																																																																																																						
1.9 dTi (KC0U)	59	02.00	12.07	+ ABS																																																																																																																																																																																						
1.9 RXED	48	09.99	06.01	+ ABS																																																																																																																																																																																						
1.6 16V 4x4	70	10.01	12.07		24.0124-0158.1	424158		280 24,0 21,8 V L +S +B																																																																																																																																																																																		
1.9 dCi 4x4 (KC0V)	59	10.01	12.07		24.0324-0158.1	524158		280 24,0 21,8 V L +S +B PD																																																																																																																																																																																		
	<table border="1"> <tr><td>1.6 16V 4x4</td><td>70</td><td>10.01</td><td>12.07</td><td></td><td>13.0460-3988.2</td><td>603988</td><td></td><td>23557 17,2 /S</td><td>BOS</td></tr> <tr><td>1.9 dCi 4x4 (KC0V)</td><td>59</td><td>10.01</td><td>12.07</td><td></td><td>13.0470-3988.2</td><td>LD3988</td><td></td><td>23557 17,2 /S</td><td>BOS</td></tr> </table>	1.6 16V 4x4	70	10.01	12.07		13.0460-3988.2	603988		23557 17,2 /S	BOS	1.9 dCi 4x4 (KC0V)	59	10.01	12.07		13.0470-3988.2	LD3988		23557 17,2 /S	BOS																																																																																																																																																																					
1.6 16V 4x4	70	10.01	12.07		13.0460-3988.2	603988		23557 17,2 /S	BOS																																																																																																																																																																																	
1.9 dCi 4x4 (KC0V)	59	10.01	12.07		13.0470-3988.2	LD3988		23557 17,2 /S	BOS																																																																																																																																																																																	

¹⁾ + increased payload / + carico utile maggiorato / + charge utile augmentée / + incremento de carga
²⁾ - Postal vehicle / - Veicoli postali / - Vehículo postal / - Vehículo de correos
³⁾ - ABS/ - reinforced suspension / - ABS/ - sospensione rinforzata / - ABS/ - châssis renforcé / - ABS/ - suspensión reforzada
⁴⁾ + ABS/ + reinforced suspens. / + ABS/ + sospensione rinforzata / + ABS/ + châssis renforcé / + ABS/ + suspensión reforzada

RENAULT KANGOO I (KC_) (98-07)											
	1.6 16V 4x4 1.9 dCi 4x4 (KC0V)	70 59		10.01 10.01	12.07 12.07		24.0112-0160.1	412160		281 12,0 11,0 +B	
	1.2 (KC01/OA/OF) 1.2 16V (KC05/OT/OW) 1.4 1.5 dCi 1.5 dCi 1.5 dCi (KC07) 1.5 dCi (KC08/09) 1.6 16V 2WD 1.9 D 1.9 D (KC0D) 1.9 dTi (KC0U) 1.9 RXED	43 55 55 42 45 62 48 60 70 47 40 59 48		03.98 06.01 03.98 07.03 04.05 06.05 12.01 07.02 06.01 03.98 03.98 02.00 09.99	12.07 12.07 12.07 12.07 12.07 12.07 12.07 12.07 12.07 12.07 12.07 12.07 06.01	- verstärktes Fahrwerk ¹⁾ - verstärktes Fahrwerk ¹⁾ - verstärktes Fahrwerk ¹⁾ - verstärktes Fahrwerk ¹⁾ - verstärktes Fahrwerk ¹⁾ - verstärktes Fahrwerk ¹⁾ - verstärktes Fahrwerk ¹⁾ - verstärktes Fahrwerk ¹⁾ - verstärktes Fahrwerk ¹⁾ - verstärktes Fahrwerk ¹⁾ - verstärktes Fahrwerk ¹⁾ - verstärktes Fahrwerk ¹⁾ - verstärktes Fahrwerk ¹⁾	03.0137-0350.2 03.0137-9233.2	650350 669233		203 x 39 HEB Einbausatz	
	1.2 (KC01/OA/OF) 1.2 (KC0K) 1.2 16V (KC05/OT/OW) 1.2 16V (KC06) 1.4 1.5 dCi 1.5 dCi 1.5 dCi (KC07) 1.5 dCi (KC08/09) 1.6 16V 2WD 1.9 D 1.9 D (KC0D) 1.9 dTi (KC0U) 1.9 RXED Elektro	43 43 55 55 55 42 62 48 60 70 47 40 59 48 22		03.98 03.98 06.01 06.01 03.98 07.03 06.05 12.01 07.02 06.01 03.98 03.98 02.00 09.99 01.02	12.07 12.07 12.07 12.07 12.07 12.07 12.07 12.07 12.07 12.07 12.07 12.07 12.07 06.01 12.04	+ verstärktes Fahrwerk ²⁾ + verstärktes Fahrwerk ²⁾ + verstärktes Fahrwerk ²⁾ + verstärktes Fahrwerk ²⁾ + verstärktes Fahrwerk ²⁾ + verstärktes Fahrwerk ²⁾ + verstärktes Fahrwerk ²⁾ + verstärktes Fahrwerk ²⁾ + verstärktes Fahrwerk ²⁾ + verstärktes Fahrwerk ²⁾ + verstärktes Fahrwerk ²⁾ + verstärktes Fahrwerk ²⁾ + verstärktes Fahrwerk ²⁾ + verstärktes Fahrwerk ²⁾ + verstärktes Fahrwerk ²⁾	03.0137-0351.2 03.0137-9228.2	650351 669228		229 x 42 HEB Einbausatz	BDX BDX
	1.2 (KC01/OA/OF) 1.2 16V (KC05/OT/OW) 1.4 1.5 dCi 1.5 dCi 1.5 dCi (KC07) 1.5 dCi (KC08/09) 1.9 D 1.9 D (KC0D) 1.9 dTi (KC0U) 1.9 RXED	43 55 55 42 45 62 48 60 47 40 59 48		03.98 06.01 03.98 07.03 04.05 06.05 12.01 07.02 03.98 03.98 02.00 09.99	12.07 12.07 12.07 12.07 12.07 12.07 12.07 12.07 12.07 12.07 12.07 06.01	- verstärktes Fahrwerk ¹⁾ - verstärktes Fahrwerk ¹⁾ - verstärktes Fahrwerk ¹⁾ - verstärktes Fahrwerk ¹⁾ - verstärktes Fahrwerk ¹⁾ - verstärktes Fahrwerk ¹⁾ - verstärktes Fahrwerk ¹⁾ - verstärktes Fahrwerk ¹⁾ - verstärktes Fahrwerk ¹⁾ - verstärktes Fahrwerk ¹⁾ - verstärktes Fahrwerk ¹⁾ - verstärktes Fahrwerk ¹⁾	24.0220-3010.1	480081		203/204,4 x 50,5	
	1.2 (KC01/OA/OF) 1.2 (KC0K) 1.2 16V (KC05/OT/OW) 1.2 16V (KC06) 1.4 1.5 dCi 1.5 dCi 1.5 dCi (KC07) 1.5 dCi (KC08/09) 1.9 D 1.9 D (KC0D) 1.9 dTi (KC0U) 1.9 RXED Elektro	43 43 55 55 55 42 62 48 60 47 40 59 48 22		03.98 03.98 06.01 06.01 03.98 07.03 06.05 12.01 07.02 03.98 03.98 02.00 09.99 01.02	12.07 12.07 12.07 12.07 12.07 12.07 12.07 12.07 12.07 12.07 12.07 12.07 06.01 12.07	+ verstärktes Fahrwerk ²⁾ + verstärktes Fahrwerk ²⁾ + verstärktes Fahrwerk ²⁾ + verstärktes Fahrwerk ²⁾ + verstärktes Fahrwerk ²⁾ + verstärktes Fahrwerk ²⁾ + verstärktes Fahrwerk ²⁾ + verstärktes Fahrwerk ²⁾ + verstärktes Fahrwerk ²⁾ + verstärktes Fahrwerk ²⁾ + verstärktes Fahrwerk ²⁾ + verstärktes Fahrwerk ²⁾ + verstärktes Fahrwerk ²⁾ + verstärktes Fahrwerk ²⁾	24.0222-8015.1 24.0222-8019.2	480055 480087		229/229,5 x 52,5 229/229,5 x 52,5	
	1.2 (KC01/OA/OF) 1.2 16V (KC05/OT/OW) 1.4 1.5 dCi 1.5 dCi 1.5 dCi (KC07) 1.5 dCi (KC08/09) 1.6 16V 2WD 1.9 D 1.9 D (KC0D) 1.9 dTi (KC0U) 1.9 RXED	43 55 55 42 62 48 60 70 47 40 59 48		03.98 06.01 03.98 07.03 06.05 12.01 07.02 06.01 03.98 03.98 02.00 09.99	12.07 12.07 12.07 12.07 12.07 12.07 12.07 12.07 12.07 12.07 12.07 06.01	- verstärktes Fahrwerk ¹⁾ - verstärktes Fahrwerk ¹⁾ - verstärktes Fahrwerk ¹⁾ - verstärktes Fahrwerk ¹⁾ - verstärktes Fahrwerk ¹⁾ - verstärktes Fahrwerk ¹⁾ - verstärktes Fahrwerk ¹⁾ - verstärktes Fahrwerk ¹⁾ - verstärktes Fahrwerk ¹⁾ - verstärktes Fahrwerk ¹⁾ - verstärktes Fahrwerk ¹⁾ - verstärktes Fahrwerk ¹⁾	03.0520-5722.3	695722		22,20/203x39 TopKit	BDX
	1.2 (KC01/OA/OF) 1.2 (KC0K) 1.2 16V (KC05/OT/OW) 1.2 16V (KC06) 1.4 1.5 dCi 1.5 dCi 1.5 dCi (KC07) 1.5 dCi (KC08/09) 1.6 16V 2WD 1.9 D 1.9 D (KC0D) 1.9 dTi (KC0U) 1.9 RXED Elektro	43 43 55 55 55 42 62 48 60 70 47 40 59 48 22		03.98 03.98 06.01 06.01 03.98 07.03 06.05 12.01 07.02 06.01 03.98 03.98 02.00 09.99 01.02	12.07 12.07 12.07 12.07 12.07 12.07 12.07 12.07 12.07 12.07 12.07 12.07 12.07 06.01 12.07	+ verstärktes Fahrwerk ²⁾ + verstärktes Fahrwerk ²⁾ + verstärktes Fahrwerk ²⁾ + verstärktes Fahrwerk ²⁾ + verstärktes Fahrwerk ²⁾ + verstärktes Fahrwerk ²⁾ + verstärktes Fahrwerk ²⁾ + verstärktes Fahrwerk ²⁾ + verstärktes Fahrwerk ²⁾ + verstärktes Fahrwerk ²⁾ + verstärktes Fahrwerk ²⁾ + verstärktes Fahrwerk ²⁾ + verstärktes Fahrwerk ²⁾ + verstärktes Fahrwerk ²⁾ + verstärktes Fahrwerk ²⁾	03.0520-5622.3	695622		22,20/229x42 TopKit	BDX

¹⁾ - reinforced suspension / - sospensione rinforzata / - châssis renforcé / - suspensión reforzada
²⁾ + reinforced suspension / + sospensione rinforzata / + châssis renforcé / + suspensión reforzada



RENAULT KANGOO II (KW_) (08-)																																																																																																													
	<table border="1"> <tr><td>1.2 TCe 115</td><td>84</td><td>05.13</td><td></td><td>13.0460-2741.2</td><td>602741</td><td>+ Bremsscheibe 258mm ¹⁾</td><td>24693 18,5 /Zub/S</td><td>LUC</td></tr> <tr><td>1.5 dCi</td><td>50</td><td>02.08</td><td></td><td>13.0460-2742.2</td><td>602742</td><td>+ Bremsscheibe 280mm ²⁾</td><td>24693 17,5 /Zub/S</td><td>LUC</td></tr> <tr><td>1.5 dCi</td><td>63</td><td>02.08</td><td></td><td></td><td></td><td></td><td></td><td></td></tr> <tr><td>1.5 dCi</td><td>76</td><td>02.08</td><td></td><td></td><td></td><td></td><td></td><td></td></tr> <tr><td>1.5 dCi 110</td><td>80</td><td>09.10</td><td></td><td></td><td></td><td></td><td></td><td></td></tr> <tr><td>1.5 dCi 75</td><td>55</td><td>11.12</td><td></td><td></td><td></td><td></td><td></td><td></td></tr> <tr><td>1.5 dCi 90</td><td>66</td><td>11.12</td><td></td><td></td><td></td><td></td><td></td><td></td></tr> <tr><td>1.6</td><td>64</td><td>02.08</td><td></td><td></td><td></td><td></td><td></td><td></td></tr> <tr><td>1.6 16V</td><td>78</td><td>02.08</td><td></td><td></td><td></td><td></td><td></td><td></td></tr> <tr><td>1.6 16V Hi-Flex</td><td>78</td><td>02.08</td><td></td><td></td><td></td><td></td><td></td><td></td></tr> </table>	1.2 TCe 115	84	05.13		13.0460-2741.2	602741	+ Bremsscheibe 258mm ¹⁾	24693 18,5 /Zub/S	LUC	1.5 dCi	50	02.08		13.0460-2742.2	602742	+ Bremsscheibe 280mm ²⁾	24693 17,5 /Zub/S	LUC	1.5 dCi	63	02.08							1.5 dCi	76	02.08							1.5 dCi 110	80	09.10							1.5 dCi 75	55	11.12							1.5 dCi 90	66	11.12							1.6	64	02.08							1.6 16V	78	02.08							1.6 16V Hi-Flex	78	02.08																								
1.2 TCe 115	84	05.13		13.0460-2741.2	602741	+ Bremsscheibe 258mm ¹⁾	24693 18,5 /Zub/S	LUC																																																																																																					
1.5 dCi	50	02.08		13.0460-2742.2	602742	+ Bremsscheibe 280mm ²⁾	24693 17,5 /Zub/S	LUC																																																																																																					
1.5 dCi	63	02.08																																																																																																											
1.5 dCi	76	02.08																																																																																																											
1.5 dCi 110	80	09.10																																																																																																											
1.5 dCi 75	55	11.12																																																																																																											
1.5 dCi 90	66	11.12																																																																																																											
1.6	64	02.08																																																																																																											
1.6 16V	78	02.08																																																																																																											
1.6 16V Hi-Flex	78	02.08																																																																																																											
	<table border="1"> <tr><td>1.2 TCe 115</td><td>84</td><td>05.13</td><td></td><td>24.0122-0270.1</td><td>422270</td><td>+ kurzer Radstand ³⁾</td><td>258 22,0 19,8 V L +S +B</td><td></td></tr> <tr><td>1.5 dCi</td><td>50</td><td>02.08</td><td></td><td></td><td></td><td></td><td></td><td></td></tr> <tr><td>1.5 dCi</td><td>63</td><td>02.08</td><td></td><td></td><td></td><td></td><td></td><td></td></tr> <tr><td>1.5 dCi</td><td>76</td><td>02.08</td><td></td><td></td><td></td><td></td><td></td><td></td></tr> <tr><td>1.5 dCi 110</td><td>80</td><td>09.10</td><td></td><td></td><td></td><td></td><td></td><td></td></tr> <tr><td>1.5 dCi 75</td><td>55</td><td>11.12</td><td></td><td></td><td></td><td></td><td></td><td></td></tr> <tr><td>1.5 dCi 90</td><td>66</td><td>11.12</td><td></td><td></td><td></td><td></td><td></td><td></td></tr> <tr><td>1.6</td><td>64</td><td>02.08</td><td></td><td></td><td></td><td></td><td></td><td></td></tr> <tr><td>1.6 16V</td><td>78</td><td>02.08</td><td></td><td></td><td></td><td></td><td></td><td></td></tr> <tr><td>1.6 16V Hi-Flex</td><td>78</td><td>02.08</td><td></td><td></td><td></td><td></td><td></td><td></td></tr> </table>	1.2 TCe 115	84	05.13		24.0122-0270.1	422270	+ kurzer Radstand ³⁾	258 22,0 19,8 V L +S +B		1.5 dCi	50	02.08							1.5 dCi	63	02.08							1.5 dCi	76	02.08							1.5 dCi 110	80	09.10							1.5 dCi 75	55	11.12							1.5 dCi 90	66	11.12							1.6	64	02.08							1.6 16V	78	02.08							1.6 16V Hi-Flex	78	02.08																								
1.2 TCe 115	84	05.13		24.0122-0270.1	422270	+ kurzer Radstand ³⁾	258 22,0 19,8 V L +S +B																																																																																																						
1.5 dCi	50	02.08																																																																																																											
1.5 dCi	63	02.08																																																																																																											
1.5 dCi	76	02.08																																																																																																											
1.5 dCi 110	80	09.10																																																																																																											
1.5 dCi 75	55	11.12																																																																																																											
1.5 dCi 90	66	11.12																																																																																																											
1.6	64	02.08																																																																																																											
1.6 16V	78	02.08																																																																																																											
1.6 16V Hi-Flex	78	02.08																																																																																																											
	<table border="1"> <tr><td>1.2 TCe 115</td><td>84</td><td>05.13</td><td></td><td>24.0124-0222.1</td><td>424222</td><td>+ langer Radstand ⁴⁾</td><td>280 24,0 21,8 V L +S +B</td><td></td></tr> <tr><td>1.5 dCi</td><td>50</td><td>02.08</td><td></td><td></td><td></td><td></td><td></td><td></td></tr> <tr><td>1.5 dCi</td><td>63</td><td>02.08</td><td></td><td></td><td></td><td></td><td></td><td></td></tr> <tr><td>1.5 dCi</td><td>76</td><td>02.08</td><td></td><td></td><td></td><td></td><td></td><td></td></tr> <tr><td>1.5 dCi 110</td><td>80</td><td>06.09</td><td></td><td></td><td></td><td></td><td></td><td></td></tr> <tr><td>1.5 dCi 75</td><td>55</td><td>11.12</td><td></td><td></td><td></td><td></td><td></td><td></td></tr> <tr><td>1.5 dCi 90</td><td>66</td><td>11.12</td><td></td><td></td><td></td><td></td><td></td><td></td></tr> <tr><td>1.6</td><td>64</td><td>02.08</td><td></td><td></td><td></td><td></td><td></td><td></td></tr> <tr><td>1.6 16V</td><td>78</td><td>02.08</td><td></td><td></td><td></td><td></td><td></td><td></td></tr> <tr><td>1.6 16V Hi-Flex</td><td>78</td><td>02.08</td><td></td><td></td><td></td><td></td><td></td><td></td></tr> </table>	1.2 TCe 115	84	05.13		24.0124-0222.1	424222	+ langer Radstand ⁴⁾	280 24,0 21,8 V L +S +B		1.5 dCi	50	02.08							1.5 dCi	63	02.08							1.5 dCi	76	02.08							1.5 dCi 110	80	06.09							1.5 dCi 75	55	11.12							1.5 dCi 90	66	11.12							1.6	64	02.08							1.6 16V	78	02.08							1.6 16V Hi-Flex	78	02.08																								
1.2 TCe 115	84	05.13		24.0124-0222.1	424222	+ langer Radstand ⁴⁾	280 24,0 21,8 V L +S +B																																																																																																						
1.5 dCi	50	02.08																																																																																																											
1.5 dCi	63	02.08																																																																																																											
1.5 dCi	76	02.08																																																																																																											
1.5 dCi 110	80	06.09																																																																																																											
1.5 dCi 75	55	11.12																																																																																																											
1.5 dCi 90	66	11.12																																																																																																											
1.6	64	02.08																																																																																																											
1.6 16V	78	02.08																																																																																																											
1.6 16V Hi-Flex	78	02.08																																																																																																											
	<table border="1"> <tr><td>1.2 TCe 115</td><td>84</td><td>05.13</td><td></td><td>13.0460-2744.2</td><td>602744</td><td></td><td>24692 15,9 /Zub/S</td><td>LUC</td></tr> <tr><td>1.5 dCi</td><td>50</td><td>02.08</td><td></td><td></td><td></td><td></td><td></td><td></td></tr> <tr><td>1.5 dCi</td><td>63</td><td>02.08</td><td></td><td></td><td></td><td></td><td></td><td></td></tr> <tr><td>1.5 dCi</td><td>76</td><td>02.08</td><td></td><td></td><td></td><td></td><td></td><td></td></tr> <tr><td>1.5 dCi 110</td><td>80</td><td>09.10</td><td></td><td></td><td></td><td></td><td></td><td></td></tr> <tr><td>1.5 dCi 75</td><td>55</td><td>11.12</td><td></td><td></td><td></td><td></td><td></td><td></td></tr> <tr><td>1.5 dCi 90</td><td>66</td><td>11.12</td><td></td><td></td><td></td><td></td><td></td><td></td></tr> <tr><td>1.6</td><td>64</td><td>02.08</td><td></td><td></td><td></td><td></td><td></td><td></td></tr> <tr><td>1.6 16V</td><td>78</td><td>02.08</td><td></td><td></td><td></td><td></td><td></td><td></td></tr> <tr><td>1.6 16V Hi-Flex</td><td>78</td><td>02.08</td><td></td><td></td><td></td><td></td><td></td><td></td></tr> </table>	1.2 TCe 115	84	05.13		13.0460-2744.2	602744		24692 15,9 /Zub/S	LUC	1.5 dCi	50	02.08							1.5 dCi	63	02.08							1.5 dCi	76	02.08							1.5 dCi 110	80	09.10							1.5 dCi 75	55	11.12							1.5 dCi 90	66	11.12							1.6	64	02.08							1.6 16V	78	02.08							1.6 16V Hi-Flex	78	02.08																								
1.2 TCe 115	84	05.13		13.0460-2744.2	602744		24692 15,9 /Zub/S	LUC																																																																																																					
1.5 dCi	50	02.08																																																																																																											
1.5 dCi	63	02.08																																																																																																											
1.5 dCi	76	02.08																																																																																																											
1.5 dCi 110	80	09.10																																																																																																											
1.5 dCi 75	55	11.12																																																																																																											
1.5 dCi 90	66	11.12																																																																																																											
1.6	64	02.08																																																																																																											
1.6 16V	78	02.08																																																																																																											
1.6 16V Hi-Flex	78	02.08																																																																																																											
RENAULT KANGOO Be Bop (KWO_) (09-10)																																																																																																													
	<table border="1"> <tr><td>1.5 dCi</td><td>55</td><td>09.10</td><td>12.10 + 14" Rad ⁵⁾</td><td>13.0460-2709.2</td><td>602709</td><td></td><td>23973 17,4 /Zub/S</td><td>LUC</td></tr> <tr><td>1.5 dCi</td><td>66</td><td>06.09</td><td>12.10 + 14" Rad ⁵⁾</td><td></td><td></td><td></td><td></td><td></td></tr> <tr><td>1.5 dCi</td><td>76</td><td>02.09</td><td>12.10 + 14" Rad ⁵⁾</td><td></td><td></td><td></td><td></td><td></td></tr> <tr><td>1.5 dCi</td><td>80</td><td>06.09</td><td>12.10 + 14" Rad ⁵⁾</td><td></td><td></td><td></td><td></td><td></td></tr> <tr><td>1.6 16V</td><td>78</td><td>02.09</td><td>12.10 + 14" Rad ⁵⁾</td><td></td><td></td><td></td><td></td><td></td></tr> </table>	1.5 dCi	55	09.10	12.10 + 14" Rad ⁵⁾	13.0460-2709.2	602709		23973 17,4 /Zub/S	LUC	1.5 dCi	66	06.09	12.10 + 14" Rad ⁵⁾						1.5 dCi	76	02.09	12.10 + 14" Rad ⁵⁾						1.5 dCi	80	06.09	12.10 + 14" Rad ⁵⁾						1.6 16V	78	02.09	12.10 + 14" Rad ⁵⁾																																																																				
1.5 dCi	55	09.10	12.10 + 14" Rad ⁵⁾	13.0460-2709.2	602709		23973 17,4 /Zub/S	LUC																																																																																																					
1.5 dCi	66	06.09	12.10 + 14" Rad ⁵⁾																																																																																																										
1.5 dCi	76	02.09	12.10 + 14" Rad ⁵⁾																																																																																																										
1.5 dCi	80	06.09	12.10 + 14" Rad ⁵⁾																																																																																																										
1.6 16V	78	02.09	12.10 + 14" Rad ⁵⁾																																																																																																										
	<table border="1"> <tr><td>1.5 dCi</td><td>55</td><td>09.10</td><td>12.10 + 15"/16" Rad ⁶⁾</td><td>13.0460-2741.2</td><td>602741</td><td>+ Bremsscheibe 258mm ¹⁾</td><td>24693 18,5 /Zub/S</td><td>LUC</td></tr> <tr><td>1.5 dCi</td><td>66</td><td>06.09</td><td>12.10 + 15"/16" Rad ⁶⁾</td><td>13.0460-2742.2</td><td>602742</td><td>+ Bremsscheibe 280mm ²⁾</td><td>24693 17,5 /Zub/S</td><td>LUC</td></tr> <tr><td>1.5 dCi</td><td>76</td><td>02.09</td><td>12.10 + 15"/16" Rad ⁶⁾</td><td></td><td></td><td></td><td></td><td></td></tr> <tr><td>1.5 dCi</td><td>80</td><td>06.09</td><td>12.10 + 15"/16" Rad ⁶⁾</td><td></td><td></td><td></td><td></td><td></td></tr> <tr><td>1.6 16V</td><td>78</td><td>02.09</td><td>12.10 + 15"/16" Rad ⁶⁾</td><td></td><td></td><td></td><td></td><td></td></tr> </table>	1.5 dCi	55	09.10	12.10 + 15"/16" Rad ⁶⁾	13.0460-2741.2	602741	+ Bremsscheibe 258mm ¹⁾	24693 18,5 /Zub/S	LUC	1.5 dCi	66	06.09	12.10 + 15"/16" Rad ⁶⁾	13.0460-2742.2	602742	+ Bremsscheibe 280mm ²⁾	24693 17,5 /Zub/S	LUC	1.5 dCi	76	02.09	12.10 + 15"/16" Rad ⁶⁾						1.5 dCi	80	06.09	12.10 + 15"/16" Rad ⁶⁾						1.6 16V	78	02.09	12.10 + 15"/16" Rad ⁶⁾																																																																				
1.5 dCi	55	09.10	12.10 + 15"/16" Rad ⁶⁾	13.0460-2741.2	602741	+ Bremsscheibe 258mm ¹⁾	24693 18,5 /Zub/S	LUC																																																																																																					
1.5 dCi	66	06.09	12.10 + 15"/16" Rad ⁶⁾	13.0460-2742.2	602742	+ Bremsscheibe 280mm ²⁾	24693 17,5 /Zub/S	LUC																																																																																																					
1.5 dCi	76	02.09	12.10 + 15"/16" Rad ⁶⁾																																																																																																										
1.5 dCi	80	06.09	12.10 + 15"/16" Rad ⁶⁾																																																																																																										
1.6 16V	78	02.09	12.10 + 15"/16" Rad ⁶⁾																																																																																																										
	<table border="1"> <tr><td>1.5 dCi</td><td>55</td><td>09.10</td><td>12.10 + 14" Rad ⁵⁾</td><td>24.0122-0270.1</td><td>422270</td><td></td><td>258 22,0 19,8 V L +S +B</td><td></td></tr> <tr><td>1.5 dCi</td><td>66</td><td>06.09</td><td>12.10 + 14" Rad ⁵⁾</td><td></td><td></td><td></td><td></td><td></td></tr> <tr><td>1.5 dCi</td><td>76</td><td>02.09</td><td>12.10 + 14" Rad ⁵⁾</td><td></td><td></td><td></td><td></td><td></td></tr> <tr><td>1.5 dCi</td><td>80</td><td>06.09</td><td>12.10 + 14" Rad ⁵⁾</td><td></td><td></td><td></td><td></td><td></td></tr> <tr><td>1.6 16V</td><td>78</td><td>02.09</td><td>12.10 + 14" Rad ⁵⁾</td><td></td><td></td><td></td><td></td><td></td></tr> </table>	1.5 dCi	55	09.10	12.10 + 14" Rad ⁵⁾	24.0122-0270.1	422270		258 22,0 19,8 V L +S +B		1.5 dCi	66	06.09	12.10 + 14" Rad ⁵⁾						1.5 dCi	76	02.09	12.10 + 14" Rad ⁵⁾						1.5 dCi	80	06.09	12.10 + 14" Rad ⁵⁾						1.6 16V	78	02.09	12.10 + 14" Rad ⁵⁾																																																																				
1.5 dCi	55	09.10	12.10 + 14" Rad ⁵⁾	24.0122-0270.1	422270		258 22,0 19,8 V L +S +B																																																																																																						
1.5 dCi	66	06.09	12.10 + 14" Rad ⁵⁾																																																																																																										
1.5 dCi	76	02.09	12.10 + 14" Rad ⁵⁾																																																																																																										
1.5 dCi	80	06.09	12.10 + 14" Rad ⁵⁾																																																																																																										
1.6 16V	78	02.09	12.10 + 14" Rad ⁵⁾																																																																																																										
	<table border="1"> <tr><td>1.5 dCi</td><td>55</td><td>09.10</td><td>12.10 + 15"/16" Rad ⁶⁾</td><td>24.0124-0222.1</td><td>424222</td><td></td><td>280 24,0 21,8 V L +S +B</td><td></td></tr> <tr><td>1.5 dCi</td><td>66</td><td>06.09</td><td>12.10 + 15"/16" Rad ⁶⁾</td><td></td><td></td><td></td><td></td><td></td></tr> <tr><td>1.5 dCi</td><td>76</td><td>02.09</td><td>12.10 + 15"/16" Rad ⁶⁾</td><td></td><td></td><td></td><td></td><td></td></tr> <tr><td>1.5 dCi</td><td>80</td><td>06.09</td><td>12.10 + 15"/16" Rad ⁶⁾</td><td></td><td></td><td></td><td></td><td></td></tr> <tr><td>1.6 16V</td><td>78</td><td>02.09</td><td>12.10 + 15"/16" Rad ⁶⁾</td><td></td><td></td><td></td><td></td><td></td></tr> </table>	1.5 dCi	55	09.10	12.10 + 15"/16" Rad ⁶⁾	24.0124-0222.1	424222		280 24,0 21,8 V L +S +B		1.5 dCi	66	06.09	12.10 + 15"/16" Rad ⁶⁾						1.5 dCi	76	02.09	12.10 + 15"/16" Rad ⁶⁾						1.5 dCi	80	06.09	12.10 + 15"/16" Rad ⁶⁾						1.6 16V	78	02.09	12.10 + 15"/16" Rad ⁶⁾																																																																				
1.5 dCi	55	09.10	12.10 + 15"/16" Rad ⁶⁾	24.0124-0222.1	424222		280 24,0 21,8 V L +S +B																																																																																																						
1.5 dCi	66	06.09	12.10 + 15"/16" Rad ⁶⁾																																																																																																										
1.5 dCi	76	02.09	12.10 + 15"/16" Rad ⁶⁾																																																																																																										
1.5 dCi	80	06.09	12.10 + 15"/16" Rad ⁶⁾																																																																																																										
1.6 16V	78	02.09	12.10 + 15"/16" Rad ⁶⁾																																																																																																										
	<table border="1"> <tr><td>1.5 dCi</td><td>55</td><td>09.10</td><td>12.10 + 15"/16" Rad ⁶⁾</td><td>13.0460-2744.2</td><td>602744</td><td></td><td>24692 15,9 /Zub/S</td><td>LUC</td></tr> <tr><td>1.5 dCi</td><td>66</td><td>06.09</td><td>12.10 + 15"/16" Rad ⁶⁾</td><td></td><td></td><td></td><td></td><td></td></tr> <tr><td>1.5 dCi</td><td>76</td><td>02.09</td><td>12.10 + 15"/16" Rad ⁶⁾</td><td></td><td></td><td></td><td></td><td></td></tr> <tr><td>1.5 dCi</td><td>80</td><td>06.09</td><td>12.10 + 15"/16" Rad ⁶⁾</td><td></td><td></td><td></td><td></td><td></td></tr> <tr><td>1.6 16V</td><td>78</td><td>02.09</td><td>12.10 + 15"/16" Rad ⁶⁾</td><td></td><td></td><td></td><td></td><td></td></tr> </table>	1.5 dCi	55	09.10	12.10 + 15"/16" Rad ⁶⁾	13.0460-2744.2	602744		24692 15,9 /Zub/S	LUC	1.5 dCi	66	06.09	12.10 + 15"/16" Rad ⁶⁾						1.5 dCi	76	02.09	12.10 + 15"/16" Rad ⁶⁾						1.5 dCi	80	06.09	12.10 + 15"/16" Rad ⁶⁾						1.6 16V	78	02.09	12.10 + 15"/16" Rad ⁶⁾																																																																				
1.5 dCi	55	09.10	12.10 + 15"/16" Rad ⁶⁾	13.0460-2744.2	602744		24692 15,9 /Zub/S	LUC																																																																																																					
1.5 dCi	66	06.09	12.10 + 15"/16" Rad ⁶⁾																																																																																																										
1.5 dCi	76	02.09	12.10 + 15"/16" Rad ⁶⁾																																																																																																										
1.5 dCi	80	06.09	12.10 + 15"/16" Rad ⁶⁾																																																																																																										
1.6 16V	78	02.09	12.10 + 15"/16" Rad ⁶⁾																																																																																																										
	<table border="1"> <tr><td>1.5 dCi</td><td>55</td><td>09.10</td><td>12.10 + 14" Rad ⁵⁾</td><td>03.0137-0496.2</td><td>650496</td><td></td><td>228 x 42 HEB</td><td rowspan="5">BDX</td></tr> <tr><td>1.5 dCi</td><td>66</td><td>06.09</td><td>12.10 + 14" Rad ⁵⁾</td><td>03.0137-9228.2</td><td>669228</td><td></td><td>Einbausatz</td></tr> <tr><td>1.5 dCi</td><td>76</td><td>02.09</td><td>12.10 + 14" Rad ⁵⁾</td><td></td><td></td><td></td><td></td></tr> <tr><td>1.5 dCi</td><td>80</td><td>06.09</td><td>12.10 + 14" Rad ⁵⁾</td><td></td><td></td><td></td><td></td></tr> <tr><td>1.6 16V</td><td>78</td><td>02.09</td><td>12.10 + 14" Rad ⁵⁾</td><td></td><td></td><td></td><td></td></tr> </table>	1.5 dCi	55	09.10	12.10 + 14" Rad ⁵⁾	03.0137-0496.2	650496		228 x 42 HEB	BDX	1.5 dCi	66	06.09	12.10 + 14" Rad ⁵⁾	03.0137-9228.2	669228		Einbausatz	1.5 dCi	76	02.09	12.10 + 14" Rad ⁵⁾					1.5 dCi	80	06.09	12.10 + 14" Rad ⁵⁾					1.6 16V	78	02.09	12.10 + 14" Rad ⁵⁾																																																																							
1.5 dCi	55	09.10	12.10 + 14" Rad ⁵⁾	03.0137-0496.2	650496		228 x 42 HEB	BDX																																																																																																					
1.5 dCi	66	06.09	12.10 + 14" Rad ⁵⁾	03.0137-9228.2	669228		Einbausatz																																																																																																						
1.5 dCi	76	02.09	12.10 + 14" Rad ⁵⁾																																																																																																										
1.5 dCi	80	06.09	12.10 + 14" Rad ⁵⁾																																																																																																										
1.6 16V	78	02.09	12.10 + 14" Rad ⁵⁾																																																																																																										
RENAULT KANGOO Express/Rapid (FC_) (98-07)																																																																																																													
	<table border="1"> <tr><td>1.0</td><td>40</td><td>07.03</td><td>12.07</td><td>13.0460-3977.2</td><td>603977</td><td></td><td>21980 18,0 +/-WE/S</td><td>BOS</td></tr> <tr><td>1.2</td><td>43</td><td>03.98</td><td>12.07</td><td></td><td></td><td></td><td></td><td></td></tr> <tr><td>1.2</td><td>44</td><td>07.98</td><td>07.01</td><td></td><td></td><td></td><td></td><td></td></tr> <tr><td>1.2 16V</td><td>55</td><td>10.01</td><td>12.07</td><td></td><td></td><td></td><td></td><td></td></tr> <tr><td>1.4</td><td>55</td><td>03.98</td><td>12.07</td><td></td><td></td><td></td><td></td><td></td></tr> <tr><td>1.5 dCi</td><td>42</td><td>12.02</td><td>12.07</td><td></td><td></td><td></td><td></td><td></td></tr> <tr><td>1.5 dCi</td><td>50</td><td>06.05</td><td>12.07</td><td></td><td></td><td></td><td></td><td></td></tr> <tr><td>1.5 dCi</td><td>62</td><td>06.05</td><td>12.07</td><td></td><td></td><td></td><td></td><td></td></tr> <tr><td>1.5 dCi (FC07)</td><td>48</td><td>12.01</td><td>12.07</td><td></td><td></td><td></td><td></td><td></td></tr> <tr><td>1.5 dCi (FC08/09)</td><td>60</td><td>04.03</td><td>12.07</td><td></td><td></td><td></td><td></td><td></td></tr> <tr><td>1.6 16V</td><td>70</td><td>10.01</td><td>12.07</td><td></td><td></td><td></td><td></td><td></td></tr> <tr><td>1.9 D</td><td>47</td><td>03.98</td><td>12.07</td><td></td><td></td><td></td><td></td><td></td></tr> </table>	1.0	40	07.03	12.07	13.0460-3977.2	603977		21980 18,0 +/-WE/S	BOS	1.2	43	03.98	12.07						1.2	44	07.98	07.01						1.2 16V	55	10.01	12.07						1.4	55	03.98	12.07						1.5 dCi	42	12.02	12.07						1.5 dCi	50	06.05	12.07						1.5 dCi	62	06.05	12.07						1.5 dCi (FC07)	48	12.01	12.07						1.5 dCi (FC08/09)	60	04.03	12.07						1.6 16V	70	10.01	12.07						1.9 D	47	03.98	12.07					
1.0	40	07.03	12.07	13.0460-3977.2	603977		21980 18,0 +/-WE/S	BOS																																																																																																					
1.2	43	03.98	12.07																																																																																																										
1.2	44	07.98	07.01																																																																																																										
1.2 16V	55	10.01	12.07																																																																																																										
1.4	55	03.98	12.07																																																																																																										
1.5 dCi	42	12.02	12.07																																																																																																										
1.5 dCi	50	06.05	12.07																																																																																																										
1.5 dCi	62	06.05	12.07																																																																																																										
1.5 dCi (FC07)	48	12.01	12.07																																																																																																										
1.5 dCi (FC08/09)	60	04.03	12.07																																																																																																										
1.6 16V	70	10.01	12.07																																																																																																										
1.9 D	47	03.98	12.07																																																																																																										

¹⁾ + brake disc 258mm / + dischi freno 258mm / + disques de frein 258mm / + disco de freno 258mm

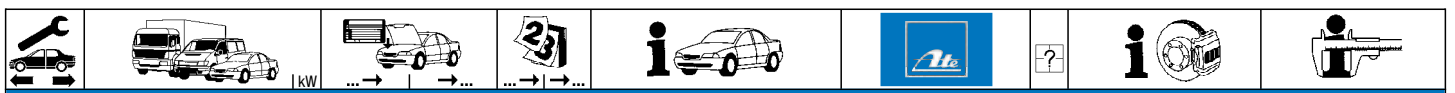
²⁾ + brake disc 280mm / + dischi freno 280mm / + disques de frein 280mm / + disco de freno 280mm

³⁾ + short wheel base / + passo lungo / + empattement court / + distancia corta entre ejes

⁴⁾ + long wheel base / + passo lungo / + empattement long / + distancia larga entre ejes

⁵⁾ + 14" wheel / + ruota 14" / + roue 14" / + rueda 14"

⁶⁾ + 15"/16" wheel / + ruota 15"/16" / + roue 15"/16" / + rueda 15"/16"



















RENAULT KANGOO Express/Rapid (FC_) (98-07)

	1.9 D	48		09.99	06.03		13.0460-3977.2	603977			21980	18,0 +WE/S	BOS
	1.9 D (FCOD)	40		03.98	12.07								
	1.9 dTi (FCOU)	59		02.00	12.07								
	1.6 16V 4x4	70		10.01	12.07		13.0460-3815.2	603815			23930	18,2 /Zub/S	BOS
	1.9 dCi 4x4 (FCOV)	59		10.01	12.07		13.0470-3815.2	LD3815			23930	18,2 /Zub/S	BOS
	1.0	40		07.03	12.07	- ABS	24.0120-0125.1	420125			238	20,1 17,7 V +S +B	
	1.2	43		03.98	12.07	- ABS							
	1.2	44		07.98	07.01	- ABS							
	1.4	55		03.98	12.07	- ABS/ - verstärktes Fahrwerk ¹⁾							
	1.5 dCi	42		12.02	12.07	- ABS							
	1.5 dCi (FC07)	48		12.01	12.07	- ABS							
	1.9 D	47		03.98	12.07	- ABS							
	1.9 D (FCOD)	40		03.98	12.07	- ABS							
	1.9 dTi (FCOU)	59		02.00	12.07	- ABS							
	1.0	40		07.03	12.07		24.0121-0106.1	421106			259	20,6 17,7 V +S +B	
	1.2	43		03.98	12.07	+ ABS							
	1.2	44		07.98	07.01								
	1.2 16V	55		10.01	12.07								
	1.4	55		03.98	12.07	+ ABS/ + verstärktes Fahrwerk ²⁾							
	1.5 dCi	42		12.02	12.07	+ ABS							
	1.5 dCi	50		06.05	12.07								
	1.5 dCi	62		06.05	12.07								
	1.5 dCi (FC07)	48		12.01	12.07								
	1.5 dCi (FC08/09)	60		04.03	12.07								
	1.6 16V	70		10.01	12.07								
	1.9 D	47		03.98	12.07	+ ABS							
	1.9 D	48		09.99	06.03	+ ABS							
	1.9 D (FCOD)	40		03.98	12.07	+ ABS							
	1.9 dCi 4x4 (FCOV)	59		10.01	12.07								
	1.9 dTi (FCOU)	59		02.00	12.07	+ ABS							
	1.6 16V 4x4	70		10.01	12.07		24.0124-0158.1	424158			280	24,0 21,8 V L +S +B	
	1.9 dCi 4x4 (FCOV)	59		10.01	12.07		24.0324-0158.1	524158			280	24,0 21,8 V L +S +B PD	
	1.6 16V 4x4	70		10.01	12.07		13.0460-3988.2	603988			23557	17,2 /S	BOS
	1.9 dCi 4x4 (FCOV)	59		10.01	12.07		13.0470-3988.2	LD3988			23557	17,2 /S	BOS
	1.6 16V 4x4	70		10.01	12.07		24.0112-0160.1	412160			281	12,0 11,0 +B	
	1.9 dCi 4x4 (FCOV)	59		10.01	12.07								
	1.0	40		07.03	12.07		03.0137-0350.2	650350	- verstärktes Fahrwerk ³⁾		203 x 39	HEB	BDX
	1.2	43		03.98	12.07		03.0137-9233.2	669233	- verstärktes Fahrwerk ³⁾		Einbausatz		
	1.2	44		07.98	07.01		03.0137-0351.2	650351	+ verstärktes Fahrwerk ⁴⁾		229 x 42	HEB	
	1.2 16V	55		10.01	12.07		03.0137-9228.2	669228	+ verstärktes Fahrwerk ⁴⁾		Einbausatz		
	1.4	55		03.98	12.07								
	1.5 dCi	42		12.02	12.07								
	1.5 dCi	50		06.05	12.07								
	1.5 dCi	62		06.05	12.07								
	1.5 dCi (FC07)	48		12.01	12.07								
	1.5 dCi (FC08/09)	60		04.03	12.07								
	1.6 16V	70		10.01	12.07								
	1.9 D	47		03.98	12.07								
	1.9 D	48		09.99	06.03								
	1.9 D (FCOD)	40		03.98	12.07								
	1.9 dTi (FCOU)	59		02.00	12.07								
	1.0	40		07.03	12.07		24.0220-3010.1	480081	- verstärktes Fahrwerk ³⁾		203/204,4 x 50,5		BDX
	1.2	43		03.98	12.07		24.0222-8015.1	480055	+ verstärktes Fahrwerk ⁴⁾		229/229,5 x 52,5		
	1.2	44		07.98	07.01		24.0222-8019.2	480087	+ verstärktes Fahrwerk ⁴⁾		229/229,5 x 52,5		
	1.2 16V	55		10.01	12.07								
	1.4	55		03.98	12.07								
	1.5 dCi	42		12.02	12.07								
	1.5 dCi	50		06.05	12.07								
	1.5 dCi	62		06.05	12.07								
	1.5 dCi (FC07)	48		12.01	12.07								
	1.5 dCi (FC08/09)	60		04.03	12.07								
	1.9 D	47		03.98	12.07								
	1.9 D	48		09.99	06.03								
	1.9 D (FCOD)	40		03.98	12.07								
	1.9 dTi (FCOU)	59		02.00	12.07								
	1.0	40		07.03	12.07		03.0520-5722.3	695722	- verstärktes Fahrwerk ³⁾		22,20/203x39	TopKit	BDX
	1.2	43		03.98	12.07		03.0520-5622.3	695622	+ verstärktes Fahrwerk ⁴⁾		22,20/229x42	TopKit	
	1.2	44		07.98	07.01								
	1.2 16V	55		10.01	12.07								
	1.4	55		03.98	12.07								
	1.5 dCi	42		12.02	12.07								
	1.5 dCi	50		06.05	12.07								
	1.5 dCi	62		06.05	12.07								
	1.5 dCi (FC07)	48		12.01	12.07								
	1.5 dCi (FC08/09)	60		04.03	12.07								
	1.6 16V	70		10.01	12.07								
	1.9 D	47		03.98	12.07								
	1.9 D	48		09.99	06.03								
	1.9 D (FCOD)	40		03.98	12.07								
	1.9 dTi (FCOU)	59		02.00	12.07								

¹⁾ - ABS/ - reinforced suspension / - ABS/ - sospensione rinforzata / - ABS/ - châssis renforcé / - ABS/ - suspensión reforzada
²⁾ + ABS/ + reinforced suspens. / + ABS/ + sospensione rinforzata / + ABS/ + châssis renforcé / + ABS/ + suspensión reforzada
³⁾ - reinforced suspension / - sospensione rinforzata / - châssis renforcé / - suspensión reforzada
⁴⁾ + reinforced suspension / + sospensione rinforzata / + châssis renforcé / + suspensión reforzada




















											
RENAULT KANGOO Express/Rapid (FW_) (08-)											
	1.2 TCe 115	84	05.13	+ 15"/16" Rad ¹⁾	13.0460-2741.2	602741		24693 18,5 /Zub/S	LUC		
	1.5 dCi	50	02.08	+ 15"/16" Rad ¹⁾	13.0460-2742.2	602742		24693 17,5 /Zub/S	LUC		
	1.5 dCi	76	02.08	+ 15"/16" Rad ¹⁾							
	1.5 dCi 110	80	09.10	+ 15"/16" Rad ¹⁾							
	1.5 dCi 75	55	09.10	+ 15"/16" Rad ¹⁾							
	1.5 dCi 85	63	02.08	+ 15"/16" Rad ¹⁾							
	1.5 dCi 90	66	06.09	+ 15"/16" Rad ¹⁾							
	1.6	64	02.08	+ 15"/16" Rad ¹⁾							
	1.6 16V	78	02.08	+ 15"/16" Rad ¹⁾							
	1.6 16V LPG	72	02.08	+ 15"/16" Rad ¹⁾							
	1.2 TCe 115	84	05.13	+ 14" Rad ²⁾	13.0460-2709.2	602709	+ belüftete Scheiben ³⁾	23973 17,4 /Zub/S	LUC		
	1.5 dCi	50	02.08	+ 14" Rad ²⁾	13.0470-2709.2	LD2709	+ belüftete Scheiben ³⁾	23973 17,4 /Zub/S	LUC		
	1.5 dCi	76	02.08	+ 14" Rad ²⁾							
	1.5 dCi 110	80	09.10	+ 14" Rad ²⁾							
1.5 dCi 75	55	09.10	+ 14" Rad ²⁾								
1.5 dCi 85	63	02.08	+ 14" Rad ²⁾								
1.5 dCi 90	66	06.09	+ 14" Rad ²⁾								
1.6	64	02.08	+ 14" Rad ²⁾								
1.6 16V	78	02.08	+ 14" Rad ²⁾								
1.6 16V LPG	72	02.08	+ 14" Rad ²⁾								
Z.E.	44	10.11	+ 14" Rad ²⁾								
	1.2 TCe 115	84	05.13	+ 14" Rad ²⁾	24.0122-0270.1	422270		258 22,0 19,8 V L +S +B			
	1.5 dCi	50	02.08	+ 14" Rad ²⁾							
	1.5 dCi	76	02.08	+ 14" Rad ²⁾							
	1.5 dCi 110	80	09.10	+ 14" Rad ²⁾							
	1.5 dCi 75	55	09.10	+ 14" Rad ²⁾							
	1.5 dCi 85	63	02.08	+ 14" Rad ²⁾							
	1.5 dCi 90	66	06.09	+ 14" Rad ²⁾							
	1.6	64	02.08	+ 14" Rad ²⁾							
	1.6 16V	78	02.08	+ 14" Rad ²⁾							
	1.6 16V LPG	72	02.08	+ 14" Rad ²⁾							
	Z.E.	44	10.11	+ 14" Rad ²⁾							
	1.2 TCe 115	84	05.13	+ 15"/16" Rad ¹⁾	24.0124-0222.1	424222		280 24,0 21,8 V L +S +B			
	1.5 dCi	50	02.08	+ 15"/16" Rad ¹⁾							
	1.5 dCi	76	02.08	+ 15"/16" Rad ¹⁾							
1.5 dCi 110	80	09.10	+ 15"/16" Rad ¹⁾								
1.5 dCi 75	55	09.10	+ 15"/16" Rad ¹⁾								
1.5 dCi 85	63	02.08	+ 15"/16" Rad ¹⁾								
1.5 dCi 90	66	06.09	+ 15"/16" Rad ¹⁾								
1.6	64	02.08	+ 15"/16" Rad ¹⁾								
1.6 16V	78	02.08	+ 15"/16" Rad ¹⁾								
1.6 16V LPG	72	02.08	+ 15"/16" Rad ¹⁾								
Z.E.	44	10.11	+ 15"/16" Rad ¹⁾								
	1.2 TCe 115	84	05.13	+ 15"/16" Rad ¹⁾	13.0460-2744.2	602744		24692 15,9 /Zub/S	LUC		
	1.5 dCi	50	02.08	+ 15"/16" Rad ¹⁾							
	1.5 dCi	76	02.08	+ 15"/16" Rad ¹⁾							
	1.5 dCi 110	80	09.10	+ 15"/16" Rad ¹⁾							
	1.5 dCi 75	55	09.10	+ 15"/16" Rad ¹⁾							
	1.5 dCi 85	63	02.08	+ 15"/16" Rad ¹⁾							
	1.5 dCi 90	66	06.09	+ 15"/16" Rad ¹⁾							
	1.6	64	02.08	+ 15"/16" Rad ¹⁾							
	1.6 16V	78	02.08	+ 15"/16" Rad ¹⁾							
	1.6 16V LPG	72	02.08	+ 15"/16" Rad ¹⁾							
	Z.E.	44	10.11	+ 15"/16" Rad ¹⁾							
		1.2 TCe 115	84	05.13	+ 14" Rad ²⁾	03.0137-0496.2	650496		228 x 42 HEB	BDX	
		1.5 dCi	50	02.08	+ 14" Rad ²⁾	03.0137-9228.2	669228		Einbausatz		
		1.5 dCi	76	02.08	+ 14" Rad ²⁾						
1.5 dCi 110		80	09.10	+ 14" Rad ²⁾							
1.5 dCi 75		55	09.10	+ 14" Rad ²⁾							
1.5 dCi 85		63	02.08	+ 14" Rad ²⁾							
1.5 dCi 90		66	06.09	+ 14" Rad ²⁾							
1.6		64	02.08	+ 14" Rad ²⁾							
1.6 16V		78	02.08	+ 14" Rad ²⁾							
1.6 16V LPG		72	02.08	+ 14" Rad ²⁾							
Z.E.		44	10.11	+ 14" Rad ²⁾							
RENAULT KOLEOS (HYO_) (08-)											
		2.0 dCi	110	09.08		13.0460-5778.2	605778		23698 16,8 +/WK		SUM
		2.0 dCi	130	09.08							
	2.0 dCi 4x4	110	09.08								
	2.0 dCi 4x4	127	09.08								
	2.5 16V	126	09.08								
	2.5 16V 4x4	126	09.08								
	2.0 dCi	110	09.08		24.0128-0242.1	428242		320 28,0 26,0 V +B			
	2.0 dCi	130	09.08								
	2.0 dCi 4x4	110	09.08								
	2.0 dCi 4x4	127	09.08								
	2.5 16V	126	09.08								
	2.5 16V 4x4	126	09.08								
	2.0 dCi	110	09.08		13.0460-5843.2	605843		23871 14,3 +/WK	AKE		
	2.0 dCi	130	09.08								
	2.0 dCi 4x4	110	09.08								
	2.0 dCi 4x4	127	09.08								
	2.5 16V	126	09.08								
	2.5 16V 4x4	126	09.08								

¹⁾ + 15"/16" wheel / + ruota 15"/16" / + roue 15"/16" / + rueda 15"/16"

²⁾ + 14" wheel / + ruota 14" / + roue 14" / + rueda 14"

³⁾ + ventilated discs / + dischi ventilati / + disques ventilés / + disco ventilado

									
RENAULT KOLEOS (HYO_) (08-)									
	2.0 dCi	110		09.08		24.0116-0119.1	416119		292 16,0 14,0 V +B
	2.0 dCi	130		09.08					
	2.0 dCi 4x4	110		09.08					
	2.0 dCi 4x4	127		09.08					
	2.5 16V	126		09.08					
	2.5 16V 4x4	126		09.08					
	2.0 dCi	110		09.08		03.0137-3012.2	653012		172 x 32
	2.0 dCi	130		09.08					
	2.0 dCi 4x4	110		09.08					
	2.0 dCi 4x4	127		09.08					
	2.5 16V	126		09.08					
	2.5 16V 4x4	126		09.08					
RENAULT LAGUNA I Limousine (B56/556_) (93-00)									
	1.8 (B56A/B)	66		11.93	09.94 - ABS	13.0460-2836.2	602836		21595 18,3 +/WK/S LUC
	2.2 D (B56F/2)	61		11.93	02.94 - ABS				
	1.6 16V	79		11.97	03.99	13.0460-2983.2	602983		21388 18,0 +/WK/S LUC
	1.8	69		04.95	02.01				
	1.8 (B56A/B)	66		11.93	02.01 + ABS				
	1.8 (B56S/T/0)	66		08.95	02.01				
	1.8 16V (B563,B564)	88		04.98	03.99				
	1.9 dTi	72		10.97	03.99				
	2.0 (B56C/H/N)	83		11.93	02.01				
	2.0 (L)	70		06.95	03.99				
	2.0 16V (B56D/M)	102		05.95	02.01				
	2.2 D (B56F/2)	61		11.93	02.01 + ABS				
	2.2 dT	83		03.96	08.99				
	3.0 V6	140		03.97	08.99				
	3.0 V6 (B56E/R,B565)	123		11.93	02.01				
	1.6 16V	79		04.99	02.01	13.0460-2895.2	602895		23172 18,0 /WE/Zub/S LUC
	1.8 16V (B563,B564)	88		04.99	02.01	13.0460-0262.2	610262		Einbausatz LUC
	1.9 dCi	79		09.99	02.01				
	1.9 dTi	72		04.99	02.01				
	2.0 (L)	70		04.99	02.01				
	2.0 (U)	80		04.99	02.01				
	2.0 16V (556A/B)	103		09.99	02.01				
	2.2 dT	83		09.99	02.01				
	3.0 V6	140		09.99	02.01				
	1.6 16V	79		11.97	02.01	24.0124-0158.1	424158	für 4-Loch-Felge ¹⁾	280 24,0 21,8 V L +S +B
	1.8 (B56S/T/0)	66		05.98	02.01	24.0324-0158.1	524158	für 4-Loch-Felge ¹⁾	280 24,0 21,8 V L +S +B PD
	1.8 16V (B563,B564)	88		09.99	02.01				
	1.9 dCi	79		09.99	02.01				
	1.9 dTi	72		10.97	02.01				
	2.0 (L)	70		05.98	02.01				
	2.0 (U)	80		03.99	02.01				
	2.0 16V (556A/B)	103		09.99	02.01				
	2.0 16V (B56D/M)	102		05.95	02.01				
	2.2 dT	83		09.99	02.01				
	3.0 V6	140		09.99	02.01				
	1.8	69		04.95	02.01	24.0122-0148.1	422148	für 4-Loch-Felge ¹⁾	262 22,0 19,8 V L +S +B
	1.8 (B56A/B)	66		11.93	02.01				
	1.8 (B56S/T/0)	66		08.95	04.98				
	2.0 (B56C/H/N)	83		11.93	02.01 - Baccara				
	2.0 (L)	70		06.95	02.01 + RN/Alize/Business				
	2.0 (L)	70		06.95	04.98 - Baccara				
	2.2 D (B56F/2)	61		11.93	02.01				
	1.8 16V (B563,B564)	88		04.98	08.99 + Initiale	24.0124-0171.1	424171	für 5-Loch-Felge ²⁾	280 24,0 21,8 V L +S +B
	1.9 dTi	72		10.97	02.01	24.0324-0171.1	524171	für 5-Loch-Felge ²⁾	280 24,0 21,8 V L +S +B PD
	2.0 (L)	70		05.98	08.99 + Initiale				
	2.0 (U)	80		03.99	02.01				
	2.0 16V	103		05.95	02.01				
	2.0 16V (B56D/M)	102		05.95	02.01				
	2.2 dT	83		03.96	08.99				
	3.0 V6	140		03.97	08.99				
	3.0 V6 (B56E/R,B565)	123		11.93	02.01				
	2.0 (B56C/H/N)	83		11.93	02.01 + Baccara	24.0122-0149.1	422149	für 5-Loch-Felge ²⁾	262 22,0 19,8 V L
	2.0 (L)	70		06.95	02.01 + Baccara				
	2.0 (L)	70		06.95	04.98 + Initiale				
	1.8	69		04.95	01.97	24.0731-1197.1	360158		Radsensor L=1030
	1.8 (B56A/B)	66		11.93	01.97	24.0731-1198.1	360159		Radsensor L=1030
	2.0	84		11.93	01.97				
	2.0 16V (B56D/M)	102		05.95	01.97				
	2.2 D (B56F/2)	61		11.93	01.97				
	2.2 dT	83		03.96	01.97				
	3.0 V6 (B56E/R,B565)	123		11.93	01.97				
	1.6 16V	79		03.98	02.01	24.0711-5002.3	360061	2 	Radsensor L=1088
	1.8	69		02.97	02.01				
	1.8 (B56A/B)	66		02.97	02.01				
	1.8 16V (B563,B564)	88		04.98	02.01				
	1.9 dCi	79		09.99	02.01				
	1.9 dTi	72		10.97	02.01				
	2.0 (B56C/H/N)	83		02.97	02.01				
	2.0 (L)	70		02.97	02.01				
	2.0 (U)	80		03.99	02.01				
	2.0 16V (556A/B)	103		09.99	02.01				
	2.0 16V (B56D/M)	102		02.97	02.01				

¹⁾ for 4 bore wheel rim / per cerchione a 4 fori / pour jante à 4 trous / para Llantas de 4 taladros

²⁾ for 5 bore wheel rim / per cerchione a 5 fori / pour jante à 5 trous / para Llantas de 5 taladros

















RENAULT LAGUNA I Limousine (B56/556_) (93-00)

	2.2 D (B56F/2) 2.2 dT 3.0 V6 3.0 V6 (B56E/R,B565)	61 83 140 123	02.97 02.97 03.97 02.97	02.01 02.01 02.01 02.01	24.0711-5002.3	360061	2		Radsensor L=1088	
	1.8 1.8 (B56A/B) 1.8 (B56S/T/0) 2.0 (B56C/H/N) 2.0 (B56C/H/N) 2.0 (L) 2.0 (L) 2.0 16V (B56D/M) 2.0 16V (B56D/M) 2.2 D (B56F/2) 2.2 dT 2.2 dT 3.0 V6 (B56E/R,B565)	69 66 66 83 83 70 70 102 102 61 83 83 123	04.95 11.93 08.95 11.93 11.93 06.95 06.95 05.95 05.95 11.93 03.96 03.96 11.93	06.95 02.01 02.01 06.95 02.01 02.01 01.97 12.97 01.97 06.95 12.97 01.97 01.97	+ ABS + ABS + ABS + ABS/ - Baccara + Baccara + Baccara + Initiale - ABS + ABS + ABS - ABS + ABS	13.0460-4957.2 13.0460-0438.2	604957 610438		20410 15,0 + Einbausatz	BRE BRE
	1.8 16V (B563,B564) 1.9 dCi 1.9 dTi 2.0 (L) 2.0 (L) 2.0 (U) 2.0 16V (556A/B) 2.0 16V (B56D/M) 2.0 16V (B56D/M) 2.2 dT 2.2 dT 3.0 V6 3.0 V6 (B56E/R,B565)	88 79 72 70 70 80 103 102 102 83 83 140 123	04.98 09.99 10.97 06.95 02.97 03.99 09.99 01.98 02.97 01.98 02.97 03.97 02.97	02.01 02.01 02.01 02.01 02.01 02.01 02.01 02.01 02.01 02.01 02.01 02.01 02.01	+ Concorde - Baccara/Initiale + Initiale + Fairway - ABS + ABS - ABS + ABS	13.0460-4986.2 13.0460-0438.2	604986 610438		21965 15,0 + Einbausatz	BRE BRE
	1.8 1.8 (B56A/B) 1.8 (B56S/T/0) 1.8 16V (B563,B564) 1.9 dCi 2.0 (B56C/H/N) 2.0 (L) 2.0 16V (556A/B) 2.0 16V (B56D/M) 2.2 D (B56F/2) 2.2 dT 3.0 V6	69 66 66 88 79 83 70 103 102 61 83 140	04.95 11.93 08.95 04.98 09.99 11.93 09.99 09.99 05.95 11.93 09.99 09.99	06.95 02.01 02.01 08.99 02.01 06.95 02.01 02.01 02.01 06.95 02.01 02.01	+ ABS + ABS + ABS + Initiale + ABS/ - Baccara + Initiale + ABS	24.0110-0219.1	410219	für 4-Loch-Felge ¹⁾	265 10,5 9,5 +B	
	1.8 16V (B563,B564) 1.9 dTi 2.0 (B56C/H/N) 2.0 (L) 2.0 (L) 2.0 (U) 2.0 16V (B56D/M) 2.2 dT 3.0 V6 3.0 V6 (B56E/R,B565)	88 72 83 70 70 80 102 83 140 123	09.99 10.97 11.93 06.95 06.95 03.99 05.95 03.96 03.97 11.93	02.01 02.01 02.01 02.01 02.01 02.01 02.01 08.99 08.99 02.01	+ Initiale - Baccara + Baccara + Baccara + Initiale + Fairway	24.0110-0220.1	410220	für 5-Loch-Felge ²⁾	265 10,5 9,5 +B	
	1.8 1.8 (B56A/B) 2.0 (B56C/H/N) 2.0 (B56C/H/N) 2.0 (L) 2.0 16V (B56D/M) 2.2 D (B56F/2) 2.2 dT 3.0 V6 (B56E/R,B565)	69 66 83 83 70 102 61 83 123	04.95 11.93 11.93 11.93 06.95 05.95 11.93 03.96 11.93	04.95 04.95 04.95 01.97 01.97 02.01 04.95 01.97 01.97	- Baccara + Baccara/Initiale + Baccara/Initiale	24.0731-1199.1	360160	2	Radsensor L=580	
	1.6 16V 1.8 1.8 (B56A/B) 1.8 (B56S/T/0) 1.8 16V (B563,B564) 1.9 dTi 2.0 (B56C/H/N) 2.0 (L) 2.0 (U) 2.2 D (B56F/2)	79 69 66 66 88 72 83 70 80 61	03.98 02.97 02.97 02.97 04.98 10.97 02.97 02.97 03.99 02.97	02.01 02.01 02.01 02.01 02.01 02.01 02.01 02.01 02.01 02.01	- Initiale - Baccara/Initiale - Baccara/Initiale	24.0711-5011.3 24.0711-5012.3	360070 360071		Radsensor L=507 Radsensor L=507	
	1.8 16V (B563,B564) 2.0 (B56C/H/N) 2.0 (L) 2.0 (L) 2.0 16V (B56D/M) 2.2 dT 3.0 V6 3.0 V6 (B56E/R,B565)	88 83 70 70 102 83 140 123	04.98 02.97 02.97 02.97 02.97 02.97 03.97 02.97	02.99 02.99 02.01 02.99 02.99 02.99 02.99 02.01	+ Initiale + Baccara/Initiale - Baccara/Initiale + Baccara/Initiale	24.0711-5001.3	360265	2	Radsensor L=544	
	1.8 16V (B563,B564) 1.9 dCi 2.0 (L) 2.0 16V (556A/B) 2.0 16V (B56D/M) 2.2 dT 3.0 V6	88 79 70 103 102 83 140	03.99 09.99 03.99 09.99 03.99 03.99 03.99	02.01 02.01 02.01 02.01 02.01 02.01 02.01	+ Initiale + Baccara/Initiale	24.0711-5027.3	360075	2	Radsensor L=516	















¹⁾ for 4 bore wheel rim / per cerchione a 4 fori / pour jante à 4 trous / para Llantas de 4 taladros

²⁾ for 5 bore wheel rim / per cerchione a 5 fori / pour jante à 5 trous / para Llantas de 5 taladros
















									
RENAULT LAGUNA I Limousine (B56/556_) (93-00)									
	1.6 16V	79	11.97	02.01	03.0137-0312.2	650312		203 x 38 HEB	LUC
	1.8	69	04.95	06.95	- ABS	03.0137-9158.2	669158	Einbausatz	LUC
	1.8	69	07.95	02.01					
	1.8 (B56A/B)	66	11.93	02.01	- ABS				
	1.8 (B56S/T/0)	66	08.95	02.01					
	1.8 16V (B563,B564)	88	04.98	02.01	- Fairway/Initiale				
	1.9 dTi	72	08.97	02.01	- Concorde				
	2.0	84	11.93	06.95	- ABS				
	2.0 (B56C/H/N)	83	11.93	06.95	- ABS				
	2.0 (B56C/H/N)	83	07.95	02.01	- Baccara/Initiale				
	2.0 (B56C/H/N)	83	07.95	02.01					
2.0 (L)	70	07.95	02.01	- Baccara/Initiale					
2.0 (U)	80	03.99	02.01	- Fairway					
2.2 D (B56F/2)	61	11.93	06.95	- ABS					
	1.6 16V	79	11.97	02.01	24.0220-3012.1	480088		203/204,4 x 50	
	1.8	69	04.95	06.95	- ABS				
	1.8	69	07.95	02.01					
	1.8 (B56A/B)	66	11.93	02.01	- ABS				
	1.8 (B56S/T/0)	66	08.95	02.01					
	1.8 16V (B563,B564)	88	04.98	02.01	- Fairway/Initiale				
	1.9 dTi	72	08.97	02.01	- Concorde				
	2.0	84	11.93	06.95	- ABS				
	2.0 (B56C/H/N)	83	11.93	06.95	- ABS				
	2.0 (B56C/H/N)	83	07.95	02.01	- Baccara/Initiale				
	2.0 (B56C/H/N)	83	07.95	02.01					
2.0 (L)	70	07.95	02.01	- Baccara/Initiale					
2.0 (U)	80	03.99	02.01	- Fairway					
2.2 D (B56F/2)	61	11.93	06.95	- ABS					
	1.8	69	04.95	06.95	- ABS	03.0520-2219.3	692219	19,05/203x39 TopKit	LUC
	1.8	69	07.95	02.01					
	1.8 (B56A/B)	66	11.93	02.01	- ABS				
	1.8 (B56S/T/0)	66	08.95	04.98					
	2.0	84	11.93	02.01	- ABS				
	2.0 (B56C/H/N)	83	11.93	06.95	- ABS				
	2.0 (B56C/H/N)	83	07.95	02.01	- Baccara/Initiale				
	2.0 (B56C/H/N)	83	07.95	02.01					
	2.0 (L)	70	07.95	02.01	- Baccara/Initiale				
	2.0 (U)	80	03.99	02.01	- Fairway				
	2.2 D (B56F/2)	61	11.93	06.95	- ABS				
	1.6 16V	79	11.97	02.01	03.0520-7120.3	697120		20,64/203x39 TopKit	LUC
	1.8 (B56S/T/0)	66	05.98	02.01					
	1.8 16V (B563,B564)	88	04.98	02.01	- Fairway/Initiale				
	1.9 dTi	72	10.97	02.01	- Concorde				
	2.0 (U)	80	03.99	02.01	- Fairway				
RENAULT LAGUNA I Grandtour (K56_) (95-00)									
	1.6 16V (8)	79	11.97	02.01	13.0460-2983.2	602983		21388 18,0 +WK/S	LUC
	1.8 (0)	66	06.95	02.01					
	1.8 (S)	66	06.95	02.01					
	1.8 (T)	66	07.95	02.01					
	1.8 (Z)	69	07.95	02.01					
	1.8 16V (3)	88	02.99	02.01					
	1.8 16V (4)	88	04.98	02.01					
	1.9 dTi	72	10.97	02.01					
	2.0	84	10.98	02.01					
	2.0 (C)	83	06.95	02.01					
	2.0 (H)	83	06.95	02.01					
	2.0 (L)	70	11.95	02.01					
	2.0 (N)	83	09.95	02.01					
	2.0 16V (D)	102	09.95	02.01					
	2.0 16V (M)	102	09.95	02.01					
	2.2 D		06.95	02.01					
	2.2 dT		03.96	02.01					
	3.0 V6	123	02.96	02.01					
	3.0 V6	140	03.97	02.01					
	1.6 16V (1)	79	02.99	02.01	13.0460-2895.2	602895		23172 18,0 /WE/Zub/S	LUC
	1.8 16V (Y)	88	05.99	02.01	13.0460-0262.2	610262		Einbausatz	LUC
1.9 dCi	79	09.99	02.01						
2.0 16V (A)	102	09.99	02.01						
2.0 16V (B)	102	09.99	02.01						
	1.8 (0)	66	06.95	04.98	24.0122-0148.1	422148		für 4-Loch-Felge ¹⁾	262 22,0 19,8 V L +S +B
	1.8 (S)	66	06.95	02.01					
	1.8 (T)	66	07.95	02.01					
	1.8 (Z)	69	07.95	02.01					
	2.0	84	10.98	02.01					
	2.0 (C)	83	06.95	02.01					
	2.0 (H)	83	06.95	02.01					
	2.0 (L)	70	11.95	04.98					
	2.0 (N)	83	09.95	02.01					
	2.2 D		06.95	02.01					
	1.6 16V	79	11.97	02.01	24.0124-0158.1	424158		für 4-Loch-Felge ¹⁾	280 24,0 21,8 V L +S +B
1.8 (0)	66	05.98	02.01	24.0324-0158.1	524158		für 4-Loch-Felge ¹⁾	280 24,0 21,8 V L +S +B PD	
1.8 16V (3)	88	02.99	02.01						
1.8 16V (4)	88	04.98	02.01	- Fairway					
1.8 16V (Y)	88	05.99	02.01						
1.9 dCi	79	09.99	02.01						
1.9 dTi	72	10.97	02.01						
2.0 (L)	70	05.98	02.01						





¹⁾ for 4 bore wheel rim / per cerchione a 4 fori / pour jante à 4 trous / para Llantas de 4 taladros

												
RENAULT LAGUNA I Grandtour (K56_) (95-00)												
	2.0 16V (A)	102		09.99	02.01	24.0124-0158.1	424158	für 4-Loch-Felge ¹⁾	280 24,0 21,8 V L +S +B			
	2.0 16V (B)	102		09.99	02.01	24.0324-0158.1	524158	für 4-Loch-Felge ¹⁾	280 24,0 21,8 V L +S +B PD			
	2.2 dT			03.96	02.01							
	3.0 V6	140		09.99	02.01							
	3.0 V6	140		09.99	02.01							
	1.8 16V (4)	88		04.98	02.01	+ Fairway	24.0124-0171.1	424171	für 5-Loch-Felge ²⁾	280 24,0 21,8 V L +S +B		
	2.0 16V (D)	102		09.95	02.01		24.0324-0171.1	524171	für 5-Loch-Felge ²⁾	280 24,0 21,8 V L +S +B PD		
	2.0 16V (M)	102		09.95	02.01							
	2.2 dT			03.96	02.01							
	3.0 V6	123		02.96	02.01							
	3.0 V6	140		03.97	08.99		24.0124-0171.1	424171	für 5-Loch-Felge ²⁾	280 24,0 21,8 V L +S +B		
							24.0324-0171.1	524171	für 5-Loch-Felge ²⁾	280 24,0 21,8 V L +S +B PD		
	1.8 (O)	66		06.95	01.97		24.0731-1197.1	360158	☐ ☐	Radsensor L=1030 Radsensor L=1030		
	1.8 (S)	66		06.95	01.97		24.0731-1198.1	360159				
	1.8 (T)	66		07.95	01.97							
	1.8 (Z)	69		07.95	01.97							
	2.0	84		10.98	02.01							
	2.0 (C)	83		06.95	01.97							
	2.0 (H)	83		06.95	01.97							
	2.0 (L)	70		11.95	01.97							
	2.0 16V (D)	102		09.95	02.01							
	2.0 16V (M)	102		09.95	01.97							
	2.2 D			06.95	01.97							
	2.2 dT			03.96	01.97							
	3.0 V6 (5)	123		03.96	01.97							
	3.0 V6 (R)	123		02.96	02.01							
	1.8 16V	88		04.98	02.01	- Fairway	24.0711-5002.3	360061			2 ☐	Radsensor L=1088
	2.0 16V (A)	102		09.99	02.01							
	2.0 16V (B)	102		09.99	02.01							
	2.0 16V (M)	102		02.97	02.01							
	2.2 dT			02.97	02.01							
	3.0 V6	140		03.97	02.01							
	3.0 V6 (5)	123		02.97	02.01							
	1.8 (O)	66		06.95	05.96	+ ABS	13.0460-4957.2	604957		20410 15,0 + Einbausatz		
	1.8 (S)	66		06.95	05.96	+ ABS	13.0460-0438.2	610438				
	1.8 (T)	66		07.95	05.96	+ ABS						
	1.8 (Z)	69		07.95	05.96	+ ABS						
	2.0	84		10.98	02.01	+ ABS						
	2.0 (C)	83		06.95	05.96	+ ABS						
	2.0 (H)	83		06.95	05.96	+ ABS						
	2.0 (L)	70		11.95	05.96	+ ABS						
	2.0 16V (D)	102		09.95	02.01							
	2.0 16V (M)	102		09.95	01.97							
	2.2 D			06.95	05.96	+ ABS						
	2.2 dT			03.96	01.97							
	3.0 V6 (5)	123		03.96	02.01							
	3.0 V6 (R)	123		02.96	02.01							
	1.8 16V (4)	88		04.98	02.01	+ Fairway	13.0460-4986.2	604986			21965 15,0 + Einbausatz	
	1.9 dCi	79		09.99	02.01		13.0460-0438.2	610438				
	1.9 dTi (KJ)	72		10.97	02.01	+ Alize						
	2.0 16V (A)	102		09.99	02.01							
	2.0 16V (B)	102		09.99	02.01							
	2.0 16V (M)	102		02.97	02.01							
	2.2 dT			02.97	02.01							
3.0 V6	140		03.97	02.01								
	1.8 (O)	66		06.95	05.96	+ ABS	24.0110-0219.1	410219	☐	für 4-Loch-Felge ¹⁾		
	1.8 (S)	66		06.95	05.96	+ ABS						
	1.8 (T)	66		07.95	05.96	+ ABS						
	1.8 (Z)	69		07.95	05.96	+ ABS						
	2.0	84		10.98	02.01	+ ABS						
	2.0 (C)	83		06.95	05.96	+ ABS						
	2.0 (H)	83		06.95	05.96	+ ABS						
	2.0 (L)	70		11.95	05.96	+ ABS						
	2.0 16V (A)	102		09.99	02.01							
	2.0 16V (B)	102		09.99	02.01							
	2.0 16V (D)	102		09.95	02.01							
	2.2 D			06.95	05.96	+ ABS						
	2.2 dT			03.96	02.01							
	3.0 V6 (5)	123		03.96	02.01							
	3.0 V6 (R)	123		02.96	02.01							
	1.8 16V (4)	88		04.98	02.01	+ Fairway	24.0110-0220.1	410220			☐	für 5-Loch-Felge ²⁾
	1.9 dTi (KJ)	72		10.97	02.01	+ Alize						
	2.0 16V (M)	102		09.95	02.01							
	2.2 dT			03.96	02.01							
	3.0 V6	140		03.97	02.01							
		1.8 (O)	66		06.95	05.96		24.0731-1199.1				
1.8 (S)		66		06.95	05.96							
1.8 (T)		66		07.95	05.96							
1.8 (Z)		69		07.95	05.96							
2.0 (C)		83		06.95	05.96							
2.0 (H)		83		06.95	05.96							
2.0 (L)		70		11.95	05.96							
2.0 16V (D)		102		09.95	02.01							
2.0 16V (M)		102		09.95	05.96							
2.2 D				06.95	05.96							
2.2 dT				03.96	05.96							

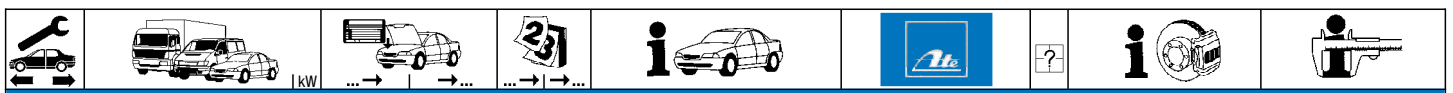
¹⁾ for 4 bore wheel rim / per cerchione a 4 fori / pour jante à 4 trous / para Llantas de 4 taladros

²⁾ for 5 bore wheel rim / per cerchione a 5 fori / pour jante à 5 trous / para Llantas de 5 taladros

RENAULT LAGUNA I Grandtour (K56_) (95-00)										
										
	3.0 V6 (5)	123		03.96	05.96		24.0731-1199.1	360160	2	Radsensor L=580
	3.0 V6 (R)	123		02.96	02.01					
	1.6 16V	79		11.97	02.01		24.0711-5011.3	360070	2	Radsensor L=507
	1.8 (0)	66		02.97	02.01		24.0711-5012.3	360071	2	Radsensor L=507
	1.8 (S)	66		02.97	02.01					
	1.8 (T)	66		02.97	02.01					
	1.8 (Z)	69		02.97	02.01					
	1.8 16V	88		04.98	02.01	+ Fairway				
	1.9 dTi	72		10.97	02.01					
	2.0	84		10.98	02.01					
	2.0 (C)	83		02.97	02.01					
	2.0 (H)	83		02.97	02.01					
	2.0 (L)	70		02.97	02.01					
	2.2 D			02.97	02.01					
	2.0 16V (M)	102		02.97	01.99		24.0711-5001.3	360265	2	Radsensor L=544
	2.2 dT			02.97	01.99					
	3.0 V6	140		03.97	01.99					
	3.0 V6 (5)	123		02.97	01.99					
	1.8 16V	88		04.98	02.01	- Fairway	24.0711-5027.3	360075	2	Radsensor L=516
	2.0 16V (A)	102		09.99	02.01					
	2.0 16V (B)	102		09.99	02.01					
	2.0 16V (M)	102		02.99	02.01					
	2.2 dT			02.99	02.01					
	3.0 V6	140		02.99	02.01					
	3.0 V6 (5)	123		02.99	02.01					
	1.6 16V	79		11.97	02.01		03.0137-0336.2	650336		229 x 42 HEB
	1.8 (0)	66		06.95	05.96	- ABS	03.0137-9220.2	669220		Einbausatz
	1.8 (0)	66		06.96	02.01					
	1.8 (S)	66		06.95	05.96	- ABS				
	1.8 (S)	66		06.96	02.01					
	1.8 (T)	66		07.95	05.96	- ABS				
	1.8 (T)	66		06.96	02.01					
	1.8 (Z)	69		07.95	05.96	- ABS				
	1.8 (Z)	69		06.96	02.01					
	1.8 16V (3)	88		02.99	02.01					
	1.8 16V (4)	88		04.98	02.01	- Fairway				
	1.8 16V (Y)	88		05.99	02.01					
	1.9 dTi (KJ)	72		10.97	02.01	- Alize				
	1.9 dTi (SJ)	72		10.97	02.01					
	2.0	84		10.98	02.01					
	2.0 (C)	83		06.95	05.96	- ABS				
	2.0 (C)	83		06.96	02.01					
	2.0 (H)	83		06.95	05.96	- ABS				
	2.0 (H)	83		06.96	02.01					
	2.0 (L)	70		11.95	05.96	- ABS				
	2.0 (L)	70		06.96	02.01					
	2.0 (N)	83		09.95	02.01					
	2.2 D			06.95	05.96	- ABS				
	2.2 D			06.96	02.01					
	1.6 16V	79		11.97	02.01		24.0222-8015.1	480055		229/229,5 x 52,5
	1.8 (0)	66		06.95	05.96	- ABS	24.0222-8019.2	480087		229/229,5 x 52,5
	1.8 (0)	66		06.96	02.01					
	1.8 (S)	66		06.95	05.96	- ABS				
	1.8 (S)	66		06.96	02.01					
	1.8 (T)	66		07.95	05.96	- ABS				
	1.8 (T)	66		06.96	02.01					
	1.8 (Z)	69		07.95	05.96	- ABS				
	1.8 (Z)	69		06.96	02.01					
	1.8 16V (3)	88		02.99	02.01					
	1.8 16V (4)	88		04.98	02.01	- Fairway				
	1.8 16V (Y)	88		05.99	02.01					
	1.9 dTi (KJ)	72		10.97	02.01	- Alize				
	1.9 dTi (SJ)	72		10.97	02.01					
	2.0	84		10.98	02.01					
	2.0 (C)	83		06.95	05.96	- ABS				
	2.0 (C)	83		06.96	02.01					
	2.0 (H)	83		06.95	05.96	- ABS				
	2.0 (H)	83		06.96	02.01					
	2.0 (L)	70		11.95	05.96	- ABS				
	2.0 (L)	70		06.96	02.01					
	2.0 (N)	83		09.95	02.01					
	2.2 D			06.95	05.96	- ABS				
	2.2 D			06.96	02.01					
	1.8 (0)	66		06.95	05.96	- ABS	03.0520-5520.3	695520		20,64/229x42 TopKit
	1.8 (0)	66		06.96	04.98					
	1.8 (S)	66		06.95	05.96	- ABS				
	1.8 (S)	66		06.96	02.01					
	1.8 (T)	66		07.95	05.96	- ABS				
	1.8 (T)	66		06.96	02.01					
	1.8 (Z)	69		07.95	05.96	- ABS				
	1.8 (Z)	69		06.96	02.01					
	2.0	84		10.98	02.01					
	2.0 (C)	83		06.95	05.96	- ABS				
	2.0 (C)	83		06.96	02.01					
	2.0 (H)	83		06.95	05.96	- ABS				
	2.0 (H)	83		06.96	02.01					
	2.0 (L)	70		11.95	05.96	- ABS				

RENAULT LAGUNA I Grandtour (K56_) (95-00)											
	2.0 (L)	70	06.96	04.98	03.0520-5520.3	695520				20,64/229x42 TopKit	LUC
	2.0 (N)	83	09.95	02.01							
	2.2 D		06.95	05.96							
	2.2 D		06.96	02.01							
	1.6 16V	79	11.97	02.01	03.0520-5922.3	695922				22,20/229x42 TopKit	LUC
	1.8 (0)	66	05.98	02.01							
	1.8 16V (4)	88	04.98	02.01							
	1.9 dTi (KJ)	72	10.97	02.01							
	1.9 dTi (SJ)	72	10.97	02.01							
	2.0 (L)	70	05.98	02.01							
RENAULT LAGUNA II Limousine (BG_) (01-07)											
	1.6 16V	79	03.01	06.07	13.0460-7157.2	607157		+ 16" Rad/ + Stahlfelgen ¹⁾	23215	18,3 +	ATE
	1.6 16V	82	02.05	06.07	13.0470-7157.2	LD7157		+ 16" Rad/ + Stahlfelgen ¹⁾	23215	18,3 +	ATE
	1.8 16V (04/06/0V)	89	03.01	06.07	13.0460-7158.2	607158		+ 16"/17"Rad/ + Leichtmetallfelgen	23245	18,3 +	ATE
	1.8 16V (0B/0C/0M)	88	03.01	06.07	13.0470-7158.2	LD7158		+ 16"/17"Rad/ + Leichtmetallfelgen	23245	18,3 +	ATE
	1.8 16V (0J)	85	03.01	06.07							
	1.9 dCi	79	03.01	06.07							
	1.9 dCi	81	01.05	06.07							
	1.9 dCi	96	05.05	06.07							
	1.9 dCi (08/10)	68	03.04	06.07							
	1.9 dCi (0E)	77	06.01	06.07							
	1.9 dCi (0G)	88	03.01	06.07							
	1.9 dCi (0R)	74	10.01	06.07							
	2.0 16V (00/0K/0W)	99	08.02	06.07							
	2.0 16V IDE (0N/0P)	103	04.01	06.07							
	2.2 dCi	102	05.05	06.07	13.0460-7158.2	607158			23245	18,3 +	ATE
	2.2 dCi	110	10.01	11.01	13.0470-7158.2	LD7158			23245	18,3 +	ATE
	2.2 dCi	110	05.05	06.07							
	2.0 16V	125	01.05	06.07	13.0460-7159.2	607159			23248	18,3 +	ATE
	2.0 16V Sport	150	01.05	06.07	13.0470-7159.2	LD7159			23248	18,3 +	ATE
	2.0 16V Turbo	120	01.03	06.07							
	2.0 dCi	110	08.05	06.07							
	2.0 dCi 130	127	01.06	06.07							
	2.2 dCi	110	12.01	04.05							
	3.0 V6	152	03.01	06.07							
	1.6 16V	79	03.01	06.07	24.0124-0169.1	424169		+ 16" Rad/ + Stahlfelgen ¹⁾	280	24,0 21,8 V L +B	
	1.6 16V	82	02.05	06.07	24.0126-0123.1	426123		+ 16"/17"Rad/ + Leichtmetallfelgen	300	26,0 22,8 V L +B	
	1.8 16V (04/06/0V)	89	03.01	06.07	24.0326-0123.1	526123		+ 16"/17"Rad/ + Leichtmetallfelgen	300	26,0 22,8 V L +B PD	
	1.8 16V (0B/0C/0M)	88	03.01	06.07							
	1.8 16V (0J)	85	03.01	06.07							
	1.9 dCi	79	03.01	06.07							
	1.9 dCi	81	01.05	06.07							
	1.9 dCi	96	05.05	06.07							
	1.9 dCi (08/10)	68	03.04	06.07							
	1.9 dCi (0E)	77	06.01	06.07							
	1.9 dCi (0G)	88	03.01	06.07							
	1.9 dCi (0R)	74	10.01	06.07							
	2.0 16V (00/0K/0W)	99	08.02	06.07							
	2.0 16V IDE (0N/0P)	103	04.01	06.07							
	2.2 dCi	102	05.05	06.07	24.0126-0123.1	426123			300	26,0 22,8 V L +B	
	2.2 dCi	110	10.01	11.01	24.0326-0123.1	526123			300	26,0 22,8 V L +B PD	
	2.2 dCi	110	05.05	06.07							
	2.0 16V	125	01.05	06.07	24.0128-0182.1	428182			308	28,0 25,4 V L +B	
	2.0 16V Sport	150	01.05	06.07							
	2.0 16V Turbo	120	01.03	06.07							
	2.0 dCi	110	08.05	06.07							
	2.0 dCi 130	127	01.06	06.07							
	2.2 dCi	110	11.02	04.05							
	3.0 V6	152	03.01	06.01							
	2.2 dCi	110	12.01	10.02	24.0128-0135.1	428135			308	28,0 25,8 V L +B	
	3.0 V6	152	07.01	06.07							
	1.6 16V	79	03.01	06.07	24.0711-5094.1	360064	2				Radsensor L=557
	1.6 16V	82	02.05	06.07							
	1.8 16V (04/06/0V)	89	03.01	06.07							
	1.8 16V (0B/0C/0M)	88	03.01	06.07							
	1.8 16V (0J)	85	03.01	06.07							
	1.9 dCi	79	03.01	06.07							
	1.9 dCi	81	01.05	06.07							
	1.9 dCi	96	05.05	06.07							
	1.9 dCi (08/10)	68	03.04	06.07							
	1.9 dCi (0E)	77	06.01	06.07							
	1.9 dCi (0G)	88	03.01	06.07							
	1.9 dCi (0R)	74	10.01	06.07							
	2.0 16V	125	01.05	06.07							
	2.0 16V (00/0K/0W)	99	08.02	06.07							
	2.0 16V IDE (0N/0P)	103	04.01	06.07							
	2.0 16V Sport	150	01.05	06.07							
	2.0 16V Turbo	120	01.03	06.07							
	2.0 dCi	110	08.05	06.07							
	2.0 dCi 130	127	01.06	06.07							
	2.2 dCi	102	05.05	06.07							
	2.2 dCi	110	10.01	06.07							
	3.0 V6	152	03.01	06.07							

¹⁾ + 16" wheel, + steel rims / + ruota 16", +cerchione i.acc. / + roue 16", + jante en acier / + rueda 16", +Llanta da acero








RENAULT LAGUNA II Limousine (BG_) (01-07)

	1.6 16V	79		03.01	06.07		13.0460-7137.2	607137			23482 15,8 +	ATE
	1.6 16V	82		02.05	06.07		13.0470-7137.2	LD7137			23482 15,8 +	ATE
	1.8 16V (04/06/0V)	89		03.01	06.07							
	1.8 16V (0B/0C/0M)	88		03.01	06.07							
	1.8 16V (0J)	85		03.01	06.07							
	1.9 dCi	79		03.01	06.07							
	1.9 dCi	81		01.05	06.07							
	1.9 dCi	96		05.05	06.07							
	1.9 dCi (08/10)	68		03.04	06.07							
	1.9 dCi (0E)	77		06.01	06.07							
	1.9 dCi (0G)	88		03.01	06.07							
	1.9 dCi (0R)	74		10.01	06.07							
	2.0 16V	125		01.05	06.07							
	2.0 16V (00/0K/0W)	99		08.02	06.07							
	2.0 16V IDE (0N/0P)	103		04.01	06.07							
	2.0 16V Sport	150		01.05	06.07							
	2.0 16V Turbo	120		01.03	06.07							
	2.0 dCi	110		08.05	06.07							
	2.0 dCi 130	127		01.06	06.07							
	2.2 dCi	102		05.05	06.07							
	2.2 dCi	110		10.01	06.07							
	3.0 V6	152		03.01	06.07							
	1.6 16V	79		03.01	06.07		24.0111-0101.2	411101		mit Lager/ mit Sensorring 1)	274 10,9 9,5	
	1.6 16V	82		02.05	06.07							
	1.8 16V (04/06/0V)	89		03.01	06.07							
	1.8 16V (0B/0C/0M)	88		03.01	06.07							
	1.8 16V (0J)	85		03.01	06.07							
	1.9 dCi	79		03.01	06.07							
	1.9 dCi	81		01.05	06.07							
	1.9 dCi	96		05.05	06.07							
	1.9 dCi (08/10)	68		03.04	06.07							
	1.9 dCi (0E)	77		06.01	06.07							
	1.9 dCi (0G)	88		03.01	06.07							
	1.9 dCi (0R)	74		10.01	06.07							
	2.0 16V	125		01.05	06.07							
	2.0 16V (00/0K/0W)	99		08.02	06.07							
	2.0 16V IDE (0N/0P)	103		04.01	06.07							
	2.0 16V Sport	150		01.05	06.07							
	2.0 16V Turbo	120		01.03	06.07							
	2.0 dCi	110		08.05	06.07							
	2.0 dCi 130	127		01.06	06.07							
	2.2 dCi	102		05.05	06.07							
	2.2 dCi	110		10.01	06.07							
	3.0 V6	152		03.01	06.07							
	1.6 16V	79	060207	03.01			24.0711-5095.1	360104	2			Radsensor L=603
	1.6 16V	82	060207	02.05								
	1.8 16V (04/06/0V)	89	060207	03.01								
	1.8 16V (0B/0C/0M)	88	060207	03.01								
	1.8 16V (0J)	85	060207	03.01								
	1.9 dCi	79	060207	03.01								
	1.9 dCi	81	060207	01.05								
	1.9 dCi	96	060207	05.05								
	1.9 dCi (08/10)	68	060207	03.04								
	1.9 dCi (0E)	77	060207	06.01								
	1.9 dCi (0G)	88	060207	03.01								
	1.9 dCi (0R)	74	060207	10.01								
	2.0 16V	125	060207	01.05								
	2.0 16V (00/0K/0W)	99	060207	08.02								
	2.0 16V IDE (0N/0P)	103	060207	04.01								
	2.0 16V Sport	150	060207	01.05								
	2.0 16V Turbo	120	060207	01.03								
	2.0 dCi	110	060207	08.05								
	2.0 dCi 130	127	060207	01.06								
	2.2 dCi	102	060207	05.05								
	2.2 dCi	110	060207	10.01								
	3.0 V6	152	060207	03.01								
	1.6 16V	79	060208		06.07		24.0711-5201.1	360272	2			Radsensor L=608
	1.6 16V	82	060208		06.07							
	1.8 16V (04/06/0V)	89	060208		06.07							
	1.8 16V (0B/0C/0M)	88	060208		06.07							
	1.8 16V (0J)	85	060208		06.07							
	1.9 dCi	79	060208		06.07							
	1.9 dCi	81	060208		06.07							
	1.9 dCi	96	060208		06.07							
	1.9 dCi (08/10)	68	060208		06.07							
	1.9 dCi (0E)	77	060208		06.07							
	1.9 dCi (0G)	88	060208		06.07							
	1.9 dCi (0R)	74	060208		06.07							
	2.0 16V	125	060208		06.07							
	2.0 16V (00/0K/0W)	99	060208		06.07							
	2.0 16V IDE (0N/0P)	103	060208		06.07							
	2.0 16V Sport	150	060208		06.07							
	2.0 16V Turbo	120	060208		06.07							
	2.0 dCi	110	060208		06.07							
	2.0 dCi 130	127	060208		06.07							
	2.2 dCi	102	060208		06.07							
	2.2 dCi	110	060208		06.07							


1) with bearing/ with sensor ring / con supporto/+ anell.sens.ABS / avec palier de secours ABS / con apoyo/+ anillo sensor ABS



RENAULT LAGUNA II Grandtour (KG_) (01-07)										
	1.9 dCi (OE)	77		06.01	06.07	13.0460-7137.2	607137		23482 15,8 +	ATE
	1.9 dCi (OG)	88		03.01	06.07	13.0470-7137.2	LD7137		23482 15,8 +	ATE
	1.9 dCi (OR)	74		10.01	06.07					
	2.0 16V	125		01.05	06.07					
	2.0 16V (00/OK/OW)	99		08.02	06.07					
	2.0 16V IDE (ON/OP)	103		04.01	06.07					
	2.0 16V Sport	150		01.05	06.07					
	2.0 16V Turbo	120		01.03	06.07					
	2.0 dCi	110		08.05	06.07					
	2.0 dCi 130	127		01.06	06.07					
	2.2 dCi	102		05.05	06.07					
	2.2 dCi	110		10.01	06.07					
	3.0 V6	152		03.01	06.07					
	1.6 16V	79		03.01	06.07	24.0111-0101.2	411101		mit Lager/ mit Sensorring ¹⁾	274 10,9 9,5
	1.6 FlexFuel	76		06.01	10.03					
	1.8 16V (04/06/0V)	89		03.01	06.07					
	1.8 16V (0B/0C/0M)	88		03.01	06.07					
	1.8 16V (0J)	85		03.01	06.07					
	1.9 dCi	79		03.01	06.07					
	1.9 dCi	81		01.05	06.07					
	1.9 dCi	96		05.05	06.07					
	1.9 dCi (08/10)	68		03.04	06.07					
	1.9 dCi (OE)	77		06.01	06.07					
	1.9 dCi (OG)	88		03.01	06.07					
	1.9 dCi (OR)	74		10.01	06.07					
	2.0 16V	125		01.05	06.07					
	2.0 16V (00/OK/OW)	99		08.02	06.07					
	2.0 16V IDE (ON/OP)	103		04.01	06.07					
	2.0 16V Sport	150		01.05	06.07					
	2.0 16V Turbo	120		01.03	06.07					
	2.0 dCi	110		08.05	06.07					
	2.0 dCi 130	127		01.06	06.07					
	2.2 dCi	102		05.05	06.07					
	2.2 dCi	110		10.01	06.07					
	3.0 V6	152		03.01	06.07					
	1.6 16V	79	060207	03.01		24.0711-5095.1	360104	2		Radsensor L=603
	1.6 FlexFuel	76	060207	06.01						
	1.8 16V (04/06/0V)	89	060207	03.01						
	1.8 16V (0B/0C/0M)	88	060207	03.01						
	1.8 16V (0J)	85	060207	03.01						
	1.9 dCi	79	060207	03.01						
	1.9 dCi	81	060207	01.05						
	1.9 dCi	96	060207	05.05						
	1.9 dCi (08/10)	68	060207	03.04						
	1.9 dCi (OE)	77	060207	06.01						
	1.9 dCi (OG)	88	060207	03.01						
	1.9 dCi (OR)	74	060207	10.01						
	2.0 16V	125	060207	01.05						
	2.0 16V (00/OK/OW)	99	060207	08.02						
	2.0 16V IDE (ON/OP)	103	060207	04.01						
	2.0 16V Sport	150	060207	01.05						
	2.0 16V Turbo	120	060207	01.03						
	2.0 dCi	110	060207	08.05						
	2.0 dCi 130	127	060207	01.06						
	2.2 dCi	102	060207	05.05						
	2.2 dCi	110	060207	10.01						
	3.0 V6	152	060207	03.01						
	1.6 16V	79	060208	06.07		24.0711-5201.1	360272	2		Radsensor L=608
	1.6 FlexFuel	76	060208	10.03						
	1.8 16V (04/06/0V)	89	060208	06.07						
	1.8 16V (0B/0C/0M)	88	060208	06.07						
	1.8 16V (0J)	85	060208	06.07						
	1.9 dCi	79	060208	06.07						
	1.9 dCi	81	060208	06.07						
	1.9 dCi	96	060208	06.07						
	1.9 dCi (08/10)	68	060208	06.07						
	1.9 dCi (OE)	77	060208	06.07						
	1.9 dCi (OG)	88	060208	06.07						
	1.9 dCi (OR)	74	060208	06.07						
	2.0 16V	125	060208	06.07						
	2.0 16V (00/OK/OW)	99	060208	06.07						
	2.0 16V IDE (ON/OP)	103	060208	06.07						
	2.0 16V Sport	150	060208	06.07						
	2.0 16V Turbo	120	060208	06.07						
	2.0 dCi	110	060208	06.07						
	2.0 dCi 130	127	060208	06.07						
	2.2 dCi	102	060208	06.07						
	2.2 dCi	110	060208	06.07						
	3.0 V6	152	060208	06.07						
RENAULT LAGUNA III Limousine (BTO/1) (07-)										
	1.5 dCi	81		09.07		13.0460-7248.2	607248		23215 17,5 +	ATE
	1.6 16V	81		09.07						
	2.0 16V	103		09.07		13.0460-7249.2	607249		24709 18,6 +	ATE
	2.0 16V Hi-Flex	103		09.07		13.0470-7249.2	LD7249		24709 18,6 +	ATE
	2.0 16V Turbo	125		09.07						
	2.0 dCi	96		09.07						
										

¹⁾ with bearing/ with sensor ring / con supporto/+ anell.sens.ABS / avec palier de secours ABS / con apoyo/+ anillo sensor ABS

²⁾ - 4 wheel steering / - 4 route sterzanti / - 4 roues directionnelles / + dirección sobre cuatro ruedas



RENAULT LAGUNA III Limousine (BT0/1) (07-)

	2.0 dCi	110		09.07	- 4-Rad Lenkung ¹⁾	13.0460-7249.2	607249		24709 18,6 +	ATE
	2.0 dCi	127		01.08	- 4-Rad Lenkung ¹⁾	13.0470-7249.2	LD7249		24709 18,6 +	ATE
	2.0 dCi GT	131		03.08	- 4-Rad Lenkung ¹⁾					
	2.0 16V Turbo GT	150		03.08		13.0460-7250.2	607250		24870 17,5 +	ATE
	2.0 dCi	96		09.07	+ 4-Rad Lenkung ²⁾					
	2.0 dCi	110		09.07	+ 4-Rad Lenkung ²⁾					
	2.0 dCi	127		01.08	+ 4-Rad Lenkung ²⁾					
	2.0 dCi GT	131		03.08	+ 4-Rad Lenkung ²⁾					
	3.0 dCi	173		09.08						
	3.5 V6	175		04.08						
	1.5 dCi	81		09.07		24.0124-0221.1	424221		280 24,0 21,8 V L +S +B	
	1.6 16V	81		09.07		24.0126-0158.1	426158		296 26,0 23,4 V L +S +B	
	2.0 16V	103		09.07						
	2.0 16V Hi-Flex	103		09.07						
	2.0 16V Turbo	125		09.07	- 4-Rad Lenkung ¹⁾					
	2.0 dCi	96		09.07	- 4-Rad Lenkung ¹⁾					
	2.0 dCi	110		09.07	- 4-Rad Lenkung ¹⁾					
	2.0 dCi	127		01.08	- 4-Rad Lenkung ¹⁾					
	2.0 dCi GT	131		03.08	- 4-Rad Lenkung ¹⁾					
	2.0 dCi GT	131		03.08		24.0128-0245.1	428245		320 28,0 25,4 V L +S +B	
	3.0 dCi	173		09.08	+ 4-Rad Lenkung ²⁾					
	3.5 V6	175		04.08	+ 4-Rad Lenkung ²⁾					
	1.5 dCi	81		09.07		24.0711-5194.3	360268		Radsensor L=655	
	1.6 16V	81		09.07		24.0711-5195.3	360269		Radsensor L=615	
	2.0 16V	103		09.07						
	2.0 16V Hi-Flex	103		09.07						
	2.0 16V Turbo	125		09.07						
	2.0 16V Turbo GT	150		03.08						
	2.0 dCi	96		09.07						
	2.0 dCi	110		09.07						
	2.0 dCi	127		01.08						
	2.0 dCi GT	131		03.08						
	3.0 dCi	173		09.08						
	3.5 V6	175		04.08						
	1.5 dCi	81		09.07		13.0460-7251.2	607251		24137 15,8 +	ATE
	1.6 16V	81		09.07		13.0470-7251.2	LD7251		24137 15,8 +	ATE
	2.0 16V	103		09.07						
	2.0 16V Hi-Flex	103		09.07						
	2.0 16V Turbo	125		09.07						
	2.0 16V Turbo GT	150		03.08						
	2.0 dCi	96		09.07						
	2.0 dCi	110		09.07						
	2.0 dCi	127		01.08						
	2.0 dCi GT	131		03.08						
	3.0 dCi	173		09.08						
	3.5 V6	175		04.08						
	1.5 dCi	81		09.07		24.0711-5197.3	360270	2	- 4-Rad Lenkung ¹⁾	Radsensor L=645
	1.6 16V	81		09.07						
	2.0 16V	103		09.07						
	2.0 16V Hi-Flex	103		09.07						
	2.0 16V Turbo	125		09.07						
	2.0 16V Turbo GT	150		03.08						
	2.0 dCi	96		09.07						
	2.0 dCi	110		09.07						
	2.0 dCi	127		01.08						
	2.0 dCi GT	131		03.08						

RENAULT LAGUNA III Coupe (DT0/1) (07-)

























	1.5 dCi	81		03.12		13.0460-7248.2	607248		23215 17,5 +	ATE
	2.0 16V Turbo	125		09.08		13.0460-7249.2	607249		24709 18,6 +	ATE
	2.0 dCi	110		10.07	- 4-Rad Lenkung ¹⁾	13.0470-7249.2	LD7249		24709 18,6 +	ATE
	2.0 dCi	127		09.08	- 4-Rad Lenkung ¹⁾					
	2.0 dCi GT	131		03.08	- 4-Rad Lenkung ¹⁾					
	2.0 16V Turbo GT	150		03.08		13.0460-7250.2	607250		24870 17,5 +	ATE
	2.0 dCi	110		10.07	+ 4-Rad Lenkung ²⁾					
	2.0 dCi	127		09.08	+ 4-Rad Lenkung ²⁾					
	2.0 dCi GT	131		03.08	+ 4-Rad Lenkung ²⁾					
	3.0 dCi	173		09.08						
	3.0 dCi	177		01.12						
	3.5 V6	175		09.08						
	1.5 dCi	81		03.12		24.0124-0221.1	424221		280 24,0 21,8 V L +S +B	
	2.0 16V Turbo	125		09.08		24.0126-0158.1	426158		296 26,0 23,4 V L +S +B	
	2.0 dCi	110		10.07	- 4-Rad Lenkung ¹⁾					
	2.0 dCi	127		09.08	- 4-Rad Lenkung ¹⁾					
	2.0 dCi GT	131		03.08	- 4-Rad Lenkung ¹⁾					
	2.0 16V Turbo GT	150		03.08		24.0128-0245.1	428245		320 28,0 25,4 V L +S +B	
	2.0 dCi	110		10.07	+ 4-Rad Lenkung ²⁾					
	2.0 dCi	127		09.08	+ 4-Rad Lenkung ²⁾					
	2.0 dCi GT	131		03.08	+ 4-Rad Lenkung ²⁾					

¹⁾ - 4 wheel steering / - 4 ruote sterzanti / - 4 roues directionnelles / + dirección sobre cuatro ruedas

²⁾ + 4 wheel steering / + 4 ruote sterzanti / + 4 roues directionnelles / + dirección sobre cuatro ruedas

RENAULT LAGUNA III Coupe (DT0/1) (07-)									
	3.0 dCi 3.0 dCi 3.5 V6	173 177 175	09.08 01.12 09.08		24.0128-0245.1	428245		320 28,0 25,4 V L +S +B	
	1.5 dCi 2.0 16V Turbo 2.0 16V Turbo GT 2.0 dCi 2.0 dCi 2.0 dCi GT 3.0 dCi 3.0 dCi 3.5 V6	81 125 150 110 127 131 173 177 175	03.12 09.08 03.08 10.07 09.08 03.08 09.08 01.12 09.08		24.0711-5194.3 24.0711-5195.3	360268 360269	 	Radsensor L=655 Radsensor L=615	
	1.5 dCi 2.0 16V Turbo 2.0 16V Turbo GT 2.0 dCi 2.0 dCi 2.0 dCi GT 3.0 dCi 3.0 dCi 3.5 V6	81 125 150 110 127 131 173 177 175	03.12 09.08 03.08 10.07 09.08 03.08 09.08 01.12 09.08		13.0460-7251.2 13.0470-7251.2	607251 LD7251		24137 15,8 + 24137 15,8 +	ATE ATE
	1.5 dCi 2.0 16V Turbo 2.0 16V Turbo GT 2.0 dCi 2.0 dCi 2.0 dCi GT 3.0 dCi 3.0 dCi 3.5 V6	81 125 150 110 127 131 173 177 175	03.12 09.08 03.08 10.07 09.08 03.08 09.08 01.12 09.08		24.0711-5197.3	360270	2 - 4-Rad Lenkung ¹⁾	Radsensor L=645	
RENAULT LAGUNA III Grandtour (KT0/1) (07-)									
	1.5 dCi 1.6 16V	81 81	09.07 09.07		13.0460-7248.2	607248		23215 17,5 +	ATE
	2.0 16V 2.0 16V Hi-Flex 2.0 16V Turbo 2.0 dCi 2.0 dCi 2.0 dCi 2.0 dCi GT	103 103 125 96 110 127 131	09.07 09.07 09.07 09.07 09.07 09.07 03.08	- 4-Rad Lenkung ¹⁾ - 4-Rad Lenkung ¹⁾ - 4-Rad Lenkung ¹⁾ - 4-Rad Lenkung ¹⁾		13.0460-7249.2 13.0470-7249.2	607249 LD7249	24709 18,6 + 24709 18,6 +	ATE ATE
	2.0 16V Turbo GT 2.0 dCi 2.0 dCi 2.0 dCi 2.0 dCi GT 3.0 dCi V6 3.5 V6	150 96 110 127 131 173 175	03.08 09.07 09.07 09.07 03.08 09.08 04.08	+ 4-Rad Lenkung ²⁾ + 4-Rad Lenkung ²⁾ + 4-Rad Lenkung ²⁾ + 4-Rad Lenkung ²⁾		13.0460-7250.2	607250	24870 17,5 +	ATE
	1.5 dCi 1.6 16V	81 81	09.07 09.07		24.0124-0221.1	424221		280 24,0 21,8 V L +S +B	
	2.0 16V 2.0 16V Hi-Flex 2.0 16V Turbo 2.0 dCi 2.0 dCi 2.0 dCi 2.0 dCi GT	103 103 125 96 110 127 131	09.07 09.07 09.07 09.07 09.07 09.07 03.08	- 4-Rad Lenkung ¹⁾ - 4-Rad Lenkung ¹⁾ - 4-Rad Lenkung ¹⁾ - 4-Rad Lenkung ¹⁾		24.0126-0158.1	426158	296 26,0 23,4 V L +S +B	
	2.0 16V Turbo GT 2.0 dCi 2.0 dCi 2.0 dCi 2.0 dCi GT 3.0 dCi V6 3.5 V6	150 96 110 127 131 173 175	03.08 09.07 09.07 09.07 03.08 09.08 04.08	+ 4-Rad Lenkung ²⁾ + 4-Rad Lenkung ²⁾ + 4-Rad Lenkung ²⁾ + 4-Rad Lenkung ²⁾		24.0128-0245.1	428245	320 28,0 25,4 V L +S +B	
	1.5 dCi 1.6 16V 2.0 16V 2.0 16V Hi-Flex 2.0 16V Turbo 2.0 16V Turbo GT 2.0 dCi 2.0 dCi 2.0 dCi GT 3.0 dCi V6 3.5 V6	81 81 103 103 125 150 96 110 127 131 173 175	09.07 09.07 09.07 09.07 09.07 03.08 09.07 09.07 03.08 09.08 04.08		24.0711-5194.3 24.0711-5195.3	360268 360269	 	Radsensor L=655 Radsensor L=615	
	1.5 dCi 1.6 16V 2.0 16V 2.0 16V Hi-Flex 2.0 16V Turbo 2.0 16V Turbo GT 2.0 dCi 2.0 dCi 2.0 dCi GT	81 81 103 103 125 150 96 110 127 131	09.07 09.07 09.07 09.07 09.07 03.08 09.07 09.07 03.08		13.0460-7251.2 13.0470-7251.2	607251 LD7251		24137 15,8 + 24137 15,8 +	ATE ATE



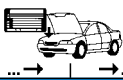
















¹⁾ - 4 wheel steering / - 4 route sterzanti / - 4 roues directionnelles / + dirección sobre cuatro ruedas
²⁾ + 4 wheel steering / + 4 ruote sterzanti / + 4 roues directionnelles / + dirección sobre cuatro ruedas

















								
RENAULT LAGUNA III Grandtour (KT0/1) (07-)								
	3.0 dCi V6 3.5 V6	173 175	09.08 04.08		13.0460-7251.2 13.0470-7251.2	607251 LD7251		24137 15,8 + 24137 15,8 + ATE ATE
	1.5 dCi 1.6 16V 2.0 16V 2.0 16V Hi-Flex 2.0 16V Turbo 2.0 16V Turbo GT 2.0 dCi 2.0 dCi 2.0 dCi 2.0 dCi GT 3.0 dCi V6 3.5 V6	81 81 103 103 125 150 96 110 127 131 173 175	09.07 09.07 09.07 09.07 03.08 09.07 09.07 09.07 03.08 09.08 04.08		24.0711-5197.3	360270	2  - 4-Rad Lenkung ¹⁾	Radsensor L=645
RENAULT LATITUDE (L70_) (11-13)								
	1.5 dCi 2.0 16V 2.0 16V eco2 2.0 dCi 150 2.5 dCi	81 103 103 110	02.11 02.11 02.11 02.11 05.11	06.13 06.13 06.13 06.13 06.13	13.0460-7249.2 13.0470-7249.2	607249 LD7249		24709 18,6 + 24709 18,6 + ATE ATE
	2.0 dCi 2.0 dCi 175 3.0 dCi 240	130 127 177	02.11 05.11 02.11	06.13 06.13 06.13	13.0460-5716.2	605716		21561 17,0 +/WK/Zub
	1.5 dCi 2.0 16V 2.0 16V eco2 2.0 dCi 2.0 dCi 150 2.0 dCi 175 2.5 dCi	81 103 103 130 110 127	02.11 02.11 02.11 02.11 02.11 05.11 05.11	06.13 06.13 06.13 06.13 06.13 06.13 06.13	24.0126-0158.1	426158		24870 17,5 + ATE 296 26,0 23,4 V L +S +B
RENAULT LOGAN (LS_) (04-13)								
	1.4 1.5 dCi 1.5 dCi 1.6 1.6	55 50 63 64 77	09.04 04.07 02.08 09.04 04.07	04.13 04.13 04.13 04.13 04.13	13.0460-2834.2	602834		21463 18,2 /WK/S LUC
	1.4 1.6 1.5 dCi 1.5 dCi 1.6	55 64 50 63 77	09.04 09.04 04.07 02.08 04.07	04.13 04.13 04.13 04.13 04.13	24.0112-0116.1 24.0112-0171.1 24.0121-0106.1	412116 412171 421106	- ABS + ABS	238 12,0 10,5 +S +B 259 12,0 10,6 +S +B 259 20,6 17,7 V +S +B
	1.4 1.5 dCi 1.5 dCi 1.6 1.6	55 50 63 64 77	09.04 04.07 02.08 09.04 04.07	04.13 04.13 04.13 04.13 04.13	03.0137-0312.2 03.0137-9278.2 03.0137-0358.2 03.0137-9088.2	650312 669278 650358 669088		203 x 38 HEB Einbausatz 180 x 42 HEB Einbausatz LUC LUC BDX BDX
	1.4 1.5 dCi 1.5 dCi 1.6 1.6	55 50 63 64 77	09.04 04.07 02.08 09.04 04.07	04.13 04.13 04.13 04.13 04.13	24.0218-0032.1 24.0220-3021.1 24.0220-3036.1	480118 480127 480301	+ Trommeldurchmesser 180 mm ²⁾ - ABS + ABS/ ohne Sensorring ³⁾	180/181 x 53,5 - Lager 203/204,5 x 50,5 - Lager 203/204,5 x 50,5 - Lager
	1.4 1.5 dCi 1.5 dCi 1.6 1.6	55 50 63 64 77	09.04 04.07 02.08 09.04 04.07	04.13 04.13 04.13 04.13 04.13	03.0520-4719.3 03.0520-3517.3	694719 693517		19,05/180x42 TopKit 17,78/203x39 TopKit BDX LUC
RENAULT LOGAN Kombi (KS_) (04-13)								
	1.4 1.5 dCi 1.5 dCi 1.6 1.6	55 50 63 64 77	10.07 04.07 02.08 04.07 04.07	04.13 04.13 04.13 04.13 04.13	13.0460-2834.2	602834		21463 18,2 /WK/S LUC
	1.4 1.6 1.5 dCi 1.5 dCi 1.6	55 64 50 63 77	10.07 04.07 04.07 02.08 04.07	04.13 04.13 04.13 04.13 04.13	24.0112-0116.1 24.0112-0171.1 24.0121-0106.1	412116 412171 421106	- ABS + ABS	238 12,0 10,5 +S +B 259 12,0 10,6 +S +B 259 20,6 17,7 V +S +B
	1.4 1.5 dCi 1.5 dCi 1.6 1.6	55 50 63 64 77	10.07 04.07 02.08 04.07 04.07	04.13 04.13 04.13 04.13 04.13	03.0137-0312.2 03.0137-9278.2 03.0137-0358.2 03.0137-9088.2	650312 669278 650358 669088		203 x 38 HEB Einbausatz 180 x 42 HEB Einbausatz LUC LUC BDX BDX
	1.4 1.5 dCi 1.5 dCi 1.6 1.6	55 50 63 64 77	10.07 04.07 02.08 04.07 04.07	04.13 04.13 04.13 04.13 04.13	24.0218-0032.1 24.0220-3021.1 24.0220-3036.1	480118 480127 480301	+ Trommeldurchmesser 180 mm ²⁾ - ABS + ABS/ ohne Sensorring ³⁾	180/181 x 53,5 - Lager 203/204,5 x 50,5 - Lager 203/204,5 x 50,5 - Lager
	1.4 1.5 dCi 1.5 dCi 1.6 1.6	55 50 63 64 77	10.07 04.07 02.08 04.07 04.07	04.13 04.13 04.13 04.13 04.13	03.0520-4719.3 03.0520-3517.3	694719 693517		19,05/180x42 TopKit 17,78/203x39 TopKit BDX LUC

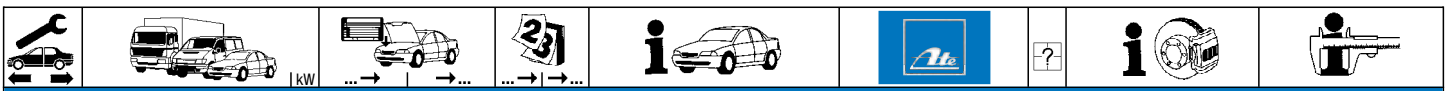
¹⁾ - 4 wheel steering / - 4 route sterzanti / - 4 roues directionnelles / + dirección sobre cuatro ruedas

²⁾ + drum diameter 180 mm / + tamburi diametro 180 mm / + tambour diamètre 180 mm / + tambores diámetro 180 mm

³⁾ + ABS/ without sensor ring / + ABS/ senza sensore / + ABS/ sans secours ABS / + ABS/ sin anillo sensor ABS

									
RENAULT LOGAN Kombi (KS_) (04-13)									
	1.6	77	04.07	04.13	03.0520-4719.3	694719		19,05/180x42 TopKit	BDX LUC
					03.0520-3517.3	693517		17,78/203x39 TopKit	
RENAULT LOGAN Express (07-)									
	1.5 dCi	50	04.07	04.13	13.0460-7270.2	607270		24673 17,5 +	ATE
	1.6	64	04.07	04.13					
	1.5 dCi	50	04.07	04.13	13.0460-2709.2	602709		23973 17,4 /Zub/S	LUC
	1.6	64	04.07	04.13	13.0470-2709.2	LD2709		23973 17,4 /Zub/S	LUC
	1.5 dCi	50	04.07	04.13	24.0122-0216.1	422216		260 22,0 19,8 V L +S +B	
	1.6	64	04.07	04.13					
	1.5 dCi	50	04.07	04.13	03.0137-0496.2	650496		228 x 42 HEB	
	1.6	64	04.07	04.13					
	1.5 dCi	50	04.07	04.13	03.0520-7222.3	697222		22,20/228x42 TopKit	
	1.6	64	04.07	04.13					
RENAULT MASCOTT (99-04)									
	110.35	78	01.99	06.04	13.0460-4847.2	604847		29160 20,3 WE/Zub/S	BRE
	110.50	78	01.99	06.04					
	130.35	92	01.99	06.04					
	140.35	103	01.99	06.04					
	150.35	107	01.99	06.04					
	110.55	78	01.99	06.04	13.0460-4860.2	604860		29121 20,3 +/-WK/Zub	BRE
	110.60	78	01.99	06.04					
	130.55	92	01.99	06.04					
	130.65	92	01.99	06.04					
	140.55	103	01.99	06.04					
	140.65	103	01.99	06.04					
	150.55	107	01.99	06.04					
	150.65	107	01.99	06.04					
	90.35	63	01.99	06.01					
	110.35	78	01.99	06.04	24.0122-0266.1	422266		290 22,0 19,0 V L +B	
	110.50	78	01.99	06.04					
	130.35	92	01.99	06.04					
	140.35	103	01.99	06.04					
	150.35	107	01.99	06.04					
	90.35	63	01.99	06.01					
	110.55	78	01.99	06.04	24.0126-0161.1	426161		290 26,0 23,0 V L +B	
	110.60	78	01.99	06.04					
	130.55	92	01.99	06.04					
	130.65	92	01.99	06.04					
	140.55	103	01.99	06.04					
	140.65	103	01.99	06.04					
	150.55	107	01.99	06.04					
	150.65	107	01.99	06.04					
	90.35	63	01.99	06.01					
	110.35	78	01.99	06.04	13.0460-4860.2	604860		29121 20,3 +/-WK/Zub	BRE
	110.50	78	01.99	06.04					
	110.55	78	01.99	06.04					
	110.60	78	01.99	06.04					
	130.35	92	01.99	06.04					
	130.55	92	01.99	06.04					
	130.65	92	01.99	06.04					
	140.35	103	01.99	06.04					
	140.55	103	01.99	06.04					
	140.65	103	01.01	06.04					
	150.35	107	01.99	06.04					
	150.55	107	01.99	06.04					
	150.65	107	10.01	06.04					
	90.35	63	01.99	06.01					
	110.35	78	01.99	06.04	13.0460-4966.2	604966		29121 20,3 /WE/S	BRE
	110.50	78	01.99	06.04					
	110.55	78	01.99	06.04					
	110.60	78	01.99	06.04					
	130.35	92	01.99	06.04					
	130.55	92	01.99	06.04					
	130.65	92	01.99	06.04					
	140.35	103	01.99	06.04					
	140.55	103	01.99	06.04					
	140.65	103	01.01	06.04					
	150.35	107	01.99	06.04					
	150.55	107	01.99	06.04					
	150.65	107	10.01	06.04					
	90.35	63	01.99	06.01					
	110.35	78	01.99	06.04	24.0122-0267.1	422267		290 22,0 19,0 V L +B	
	110.50	78	01.99	06.04					
	110.55	78	01.99	06.04					
	110.60	78	01.99	06.04					
	130.35	92	01.99	06.04					
	130.55	92	01.99	06.04					
	130.65	92	01.99	06.04					
	140.35	103	01.99	06.04					
	140.55	103	01.99	06.04					
									

								
RENAULT MASCOTT (99-04)								
	140.65 150.35 150.55 150.65 90.35	103 107 107 107 63		01.01 01.99 01.99 10.01 01.99	06.04 06.04 06.04 06.04 06.01	24.0122-0267.1	422267	290 22,0 19,0 V L +B
RENAULT MASCOTT (04-10)								
	120.35 120.55 160.35 160.55	85 85 115 115		05.04 05.04 05.04 05.04	12.10 12.10 12.10 12.10	13.0460-4966.2	604966	29121 20,3 /WE/S BRE
	120.35 120.55 160.35 160.55	85 85 115 115		05.04 05.04 05.04 05.04	12.10 12.10 12.10 12.10	13.0460-4966.2	604966	29121 20,3 /WE/S BRE
	120.65 160.65	85 115		05.04 05.04	12.10 12.10	13.0460-4966.2	604966	29121 20,3 /WE/S BRE
RENAULT MASTER I Bus (80-98)								
	2.0 2.0 2.1 D 2.2 2.4 D 2.4 D 2.5 D 2.5 TD 2.5 TD	58 59 44 67 52 53 55 69 72		10.86 08.80 08.80 08.80 08.80 09.86 08.89 08.89 08.89	07.98 09.86 07.98 07.98 08.89 10.89 07.98 07.98 07.98	13.0460-2824.2	602824	20380 15,6 +/WK LUC
	2.0 2.0 2.1 D 2.2 2.4 D 2.4 D 2.5 D 2.5 TD 2.5 TD	58 59 44 67 52 53 55 69 72		10.86 08.80 08.80 08.80 08.80 09.86 08.89 08.89 08.89	07.98 09.86 07.98 07.98 08.89 10.89 07.98 07.98 07.98	24.0124-0137.1	424137	278 24,0 22,0 V
	2.0 (Q--) 2.0 (Q--) 2.0 (R--) 2.0 (R--) 2.1 D (Q--) 2.1 D (R--) 2.2 (Q--) 2.2 (R--) 2.4 D 2.4 D (Q--) 2.4 D (R--) 2.5 D (Q--) 2.5 D (R--) 2.5 TD (Q--) 2.5 TD (Q--) 2.5 TD (R--) 2.5 TD (R--)	58 59 58 59 44 44 67 67 53 52 52 55 55 69 72 69 72		10.86 08.80 10.86 08.80 08.80 08.80 08.80 08.80 09.86 08.80 08.80 08.89 08.89 08.89 08.89 08.89	07.98 09.86 08.94 09.86 07.98 08.94 07.98 08.94 10.89 08.89 08.89 07.98 08.94 07.98 07.98 08.94	03.0137-0036.2 03.0137-9013.2	650036 669013	254 x 57 Einbausatz LUC LUC
	2.0 (R--) 2.1 D (R--) 2.2 (R--) 2.5 D (R--) 2.5 TD (R--) 2.5 TD (R--)	58 44 67 55 69 72		09.94 09.94 09.94 09.94 09.94 09.94	07.98 07.98 07.98 07.98 07.98 07.98	03.0137-0330.2 03.0137-9216.2	650330 669216	254 x 57 HEB Einbausatz LUC LUC
	2.0 (Q--) 2.0 (Q--) 2.0 (R--) 2.0 (R--) 2.1 D (Q--) 2.1 D (R--) 2.2 (Q--) 2.2 (R--) 2.4 D 2.4 D (Q--) 2.4 D (R--) 2.5 D (Q--) 2.5 D (R--) 2.5 TD (Q--) 2.5 TD (Q--) 2.5 TD (R--) 2.5 TD (R--)	58 59 58 59 44 44 67 67 53 52 52 55 55 69 72 69 72		10.86 08.80 10.86 08.80 08.80 08.80 08.80 08.80 09.86 08.80 08.80 08.89 08.89 08.89 08.89 08.89	07.98 09.86 08.94 09.86 07.98 08.94 07.98 08.94 10.89 08.89 08.89 07.98 08.94 07.98 08.94 08.94	03.0520-0125.3	690125	25,40/254x57 TopKit LUC
	2.0 (R--) 2.1 D (R--) 2.2 (R--) 2.5 D (R--) 2.5 TD (R--) 2.5 TD (R--)	58 44 67 55 69 72		09.94 09.94 09.94 09.94 09.94 09.94	07.98 07.98 07.98 07.98 07.98 07.98	03.0520-0125.3	690125	25,40/254x57 TopKit LUC





























































RENAULT MASTER I Kasten (80-98)

	2.0 2.0 2.1 D 2.2 2.4 D 2.5 D 2.5 TD 2.5 TD	58 59 44 67 52 55 69 72		10.86 07.98 08.80 09.86 08.80 07.98 08.80 07.98 08.80 08.89 08.89 07.98 08.89 07.98 08.89 07.98	13.0460-2824.2 602824			20380 15,6 +WK	LUC
	2.0 2.0 2.1 D 2.2 2.4 D 2.5 D 2.5 TD 2.5 TD	58 59 44 67 52 55 69 72		10.86 07.98 08.80 09.86 08.80 07.98 08.80 07.98 08.80 08.89 08.89 07.98 08.89 07.98 08.89 07.98	24.0124-0137.1 424137			278 24,0 22,0 V	
	2.0 (Q--) 2.0 (Q--) 2.0 (R--) 2.0 (R--) 2.1 D (Q--) 2.1 D (R--) 2.2 (Q--) 2.2 (R--) 2.4 D (Q--) 2.4 D (R--) 2.5 D (Q--) 2.5 D (R--) 2.5 TD (Q--) 2.5 TD (Q--) 2.5 TD (R--) 2.5 TD (R--)	58 59 58 59 44 44 67 67 52 52 55 55 69 72 69 72		10.86 07.98 08.80 09.86 10.86 08.94 08.80 09.86 08.80 07.98 08.80 08.94 08.80 07.98 08.80 08.94 08.80 08.89 08.80 08.89 08.89 07.98 08.89 08.94 08.89 07.98 08.89 07.98 08.89 08.94 08.89 08.94	03.0137-0036.2 650036 03.0137-9013.2 669013			254 x 57 Einbausatz	LUC LUC
	2.0 (R--) 2.1 D (R--) 2.2 (R--) 2.5 D (R--) 2.5 TD (R--) 2.5 TD (R--)	58 44 67 55 69 72		09.94 07.98 09.94 07.98 09.94 07.98 09.94 07.98 09.94 07.98 09.94 07.98	03.0137-0330.2 650330 03.0137-9216.2 669216			254 x 57 HEB Einbausatz	LUC LUC
	2.0 (Q--) 2.0 (Q--) 2.0 (R--) 2.0 (R--) 2.1 D (Q--) 2.1 D (R--) 2.2 (Q--) 2.2 (R--) 2.4 D (Q--) 2.4 D (R--) 2.5 D (Q--) 2.5 D (R--) 2.5 TD (Q--) 2.5 TD (Q--) 2.5 TD (R--) 2.5 TD (R--)	58 59 58 59 44 44 67 67 52 52 55 55 69 72 69 72		10.86 07.98 08.80 09.86 10.86 08.94 08.80 09.86 08.80 07.98 08.80 08.94 08.80 07.98 08.80 08.94 08.80 08.89 08.80 08.89 08.89 07.98 08.89 08.94 08.89 07.98 08.89 07.98 08.89 08.94 08.89 08.94	03.0520-0125.3 690125			25,40/254x57 TopKit	LUC
	2.0 (R--) 2.1 D (R--) 2.2 (R--) 2.5 D (R--) 2.5 TD (R--) 2.5 TD (R--)	58 44 67 55 69 72		09.94 07.98 09.94 07.98 09.94 07.98 09.94 07.98 09.94 07.98 09.94 07.98	03.0520-0125.3 690125			25,40/254x57 TopKit	LUC




















RENAULT MASTER I Pritsche/Fahrgestell (80-98)

	2.0 2.0 2.5 D	58 59 55		10.86 07.98 10.82 09.86 08.89 07.98	13.0460-2824.2 602824			20380 15,6 +WK	LUC
	2.0 2.0 2.5 D	58 59 55		10.86 07.98 10.82 09.86 08.89 07.98	24.0124-0137.1 424137			278 24,0 22,0 V	
	2.0 (Q--) 2.0 (Q--) 2.0 (R--) 2.0 (R--) 2.5 D (Q--) 2.5 D (R--)	58 59 58 59 55 55		10.86 07.98 10.82 09.86 10.86 08.94 10.82 09.86 08.89 07.98 08.89 08.94	03.0137-0036.2 650036 03.0137-9013.2 669013			254 x 57 Einbausatz	LUC LUC
	2.0 (R--) 2.5 D (R--)	58 55		09.94 07.98 09.94 07.98	03.0137-0330.2 650330 03.0137-9216.2 669216			254 x 57 HEB Einbausatz	LUC LUC
	2.0 (Q--) 2.0 (Q--) 2.0 (R--) 2.0 (R--) 2.5 D (Q--) 2.5 D (R--)	58 59 58 59 55 55		10.86 07.98 10.82 09.86 10.86 08.94 10.82 09.86 08.89 07.98 08.89 08.94	03.0520-0125.3 690125			25,40/254x57 TopKit	LUC
	2.0 (R--) 2.5 D (R--)	58 55		09.94 07.98 09.94 07.98	03.0520-0125.3 690125			25,40/254x57 TopKit	LUC

									
RENAULT MASTER II Pritsche/Fahrgestell (ED/HD/UD_) (98-06)									
	2.2 dCi 90 2.5 D 2.5 dCi 100 2.5 dCi 120 2.8 dTi 3.0 dCi 120 3.0 dCi 140 3.0 dCi 160	66 59 73 84 84 85 100 115		09.00 08.00 10.03 10.01 08.00 06.05 10.03 06.05	08.06 01.01 08.06 08.06 10.01 08.06 08.06 08.06	13.0460-3806.2	603806		23669 16,8 / S BOS
	2.2 dCi 90 2.5 D 2.5 dCi 100 2.5 dCi 120 2.8 dTi 3.0 dCi 120 3.0 dCi 140 3.0 dCi 160	66 59 73 84 84 85 100 115		09.00 08.00 10.03 10.01 08.00 06.05 10.03 06.05	08.06 01.01 08.06 08.06 10.01 08.06 08.06 08.06	24.0112-0155.1	412155		305 12,0 10,5 +S +B
	2.2 dCi 90 2.5 dCi 100 2.5 dCi 120 3.0 dCi 120 3.0 dCi 140 3.0 dCi 160	66 73 84 85 100 115		09.00 10.03 10.01 06.05 10.03 06.05	08.06 08.06 08.06 08.06 08.06 08.06	24.0711-5161.3	360112	2 	Radsensor L=1086
	2.5 D 2.8 dTi	59 84		07.98 07.98	07.00 07.00	03.0137-0382.2 03.0137-9240.2	650382 669240		280 x 65 Einbausatz
	2.5 D 2.8 dTi	59 84		07.98 07.98	07.00 07.00	24.0228-0002.1	480159		280/282 x 69,5
RENAULT MASTER II Bus (JD_) (06-10)									
	2.5 dCi 2.5 dCi 2.5 dCi	74 88 107		08.06 08.06 08.06	12.10 12.10 12.10	13.0460-3800.2	603800		23613 17,7 BOS
	2.5 dCi 2.5 dCi 2.5 dCi	74 88 107		08.06 08.06 08.06	12.10 12.10 12.10	24.0128-0129.1 24.0328-0129.1	428129 528129		306 28,0 25,0 V +S +B 306 28,0 25,0 V +S PD
	2.5 dCi 2.5 dCi 2.5 dCi	74 88 107		08.06 08.06 08.06	12.10 12.10 12.10	24.0711-6161.3	360138	2 	Radsensor L=486
	2.5 dCi 2.5 dCi 2.5 dCi	74 88 107		08.06 08.06 08.06	12.10 12.10 12.10	13.0460-3806.2	603806		23669 16,8 / S BOS
	2.5 dCi 2.5 dCi 2.5 dCi	74 88 107		08.06 08.06 08.06	12.10 12.10 12.10	24.0112-0155.1	412155		305 12,0 10,5 +S +B
	2.5 dCi 2.5 dCi 2.5 dCi	74 88 107		08.06 08.06 08.06	12.10 12.10 12.10	24.0711-5161.3	360112	2 	Radsensor L=1086
RENAULT MASTER II Kasten (FD_) (06-10)									
	2.5 dCi 2.5 dCi 2.5 dCi	74 88 107		08.06 08.06 08.06	12.10 12.10 12.10	13.0460-3800.2	603800		23613 17,7 BOS
	2.5 dCi 2.5 dCi 2.5 dCi	74 88 107		08.06 08.06 08.06	12.10 12.10 12.10	24.0128-0129.1 24.0328-0129.1	428129 528129		306 28,0 25,0 V +S +B 306 28,0 25,0 V +S PD
	2.5 dCi 2.5 dCi 2.5 dCi	74 88 107		08.06 08.06 08.06	12.10 12.10 12.10	24.0711-6161.3	360138	2 	Radsensor L=486
	2.5 dCi 2.5 dCi 2.5 dCi	74 88 107		08.06 08.06 08.06	12.10 12.10 12.10	13.0460-3806.2	603806		23669 16,8 / S BOS
	2.5 dCi 2.5 dCi 2.5 dCi	74 88 107		08.06 08.06 08.06	12.10 12.10 12.10	24.0112-0155.1	412155		305 12,0 10,5 +S +B
	2.5 dCi 2.5 dCi 2.5 dCi	74 88 107		08.06 08.06 08.06	12.10 12.10 12.10	24.0711-5161.3	360112	2 	Radsensor L=1086
RENAULT MASTER II Pritsche/Fahrgestell (ED/HD/UD_) (06-10)									
	2.5 dCi 2.5 dCi 2.5 dCi	74 88 107		08.06 08.06 08.06	12.10 12.10 12.10	13.0460-3800.2	603800		23613 17,7 BOS
	2.5 dCi 2.5 dCi 2.5 dCi	74 88 107		08.06 08.06 08.06	12.10 12.10 12.10	24.0128-0129.1 24.0328-0129.1	428129 528129		306 28,0 25,0 V +S +B 306 28,0 25,0 V +S PD
	2.5 dCi 2.5 dCi 2.5 dCi	74 88 107		08.06 08.06 08.06	12.10 12.10 12.10	24.0711-6161.3	360138	2 	Radsensor L=486
	2.5 dCi 2.5 dCi 2.5 dCi	74 88 107		08.06 08.06 08.06	12.10 12.10 12.10	13.0460-3806.2	603806		23669 16,8 / S BOS


















								
RENAULT MASTER II Pritsche/Fahrgestell (ED/HD/UD_) (06-10)								
	2.5 dCi 2.5 dCi 2.5 dCi	74 88 107	08.06 12.10 08.06	12.10	24.0112-0155.1	412155		305 12,0 10,5 +S +B
	2.5 dCi 2.5 dCi 2.5 dCi	74 88 107	08.06 12.10 08.06	12.10	24.0711-5161.3	360112	2 	Radsensor L=1086
RENAULT MASTER III Kasten / Combi / Bus (FV/JV) (10-)								
	2.3 dCi FWD 2.3 dCi FWD 2.3 dCi FWD 2.3 dCi FWD 2.3 dCi RWD 2.3 dCi RWD 2.3 dCi RWD	74 92 107 110 74 92 107 110	02.10 02.10 02.10 01.13 02.10 02.10 02.10 01.13		13.0460-4856.2	604856		25147 18,4 +/WK BRE
	2.3 dCi FWD 2.3 dCi FWD 2.3 dCi FWD 2.3 dCi FWD 2.3 dCi RWD 2.3 dCi RWD 2.3 dCi RWD 2.3 dCi RWD	74 92 107 110 74 92 107 110	02.10 02.10 02.10 01.13 02.10 02.10 02.10 01.13		24.0128-0252.1	428252		302 28,0 24,5 V +S +B
	2.3 dCi FWD 2.3 dCi FWD 2.3 dCi FWD 2.3 dCi FWD 2.3 dCi RWD 2.3 dCi RWD 2.3 dCi RWD 2.3 dCi RWD	74 92 107 110 74 92 107 110	02.10 02.10 02.10 01.13 02.10 02.10 02.10 01.13	+ Einfachbereifung ¹⁾ + Einfachbereifung ¹⁾ + Einfachbereifung ¹⁾ + Einfachbereifung ¹⁾ + Einfachbereifung ¹⁾ + Einfachbereifung ¹⁾ + Einfachbereifung ¹⁾ + Einfachbereifung ¹⁾		13.0460-4858.2	604858	25112 18,4 +/WK BRE
	2.3 dCi FWD 2.3 dCi FWD 2.3 dCi FWD 2.3 dCi FWD 2.3 dCi RWD 2.3 dCi RWD 2.3 dCi RWD 2.3 dCi RWD	74 92 107 110 74 92 107 110	02.10 02.10 02.10 01.13 02.10 02.10 02.10 01.13	+ Doppelbereifung ²⁾ + Doppelbereifung ²⁾ + Doppelbereifung ²⁾ + Doppelbereifung ²⁾ + Doppelbereifung ²⁾ + Doppelbereifung ²⁾ + Doppelbereifung ²⁾ + Doppelbereifung ²⁾		13.0460-4857.2	604857	25172 18,4 +/WK BRE
	2.3 dCi FWD 2.3 dCi FWD 2.3 dCi FWD 2.3 dCi FWD	74 92 107 110	02.10 02.10 02.10 01.13		24.0112-0191.1	412191		305 12,0 10,0 L +S +B
RENAULT MASTER III Pritsche/Fahrgestell (EV/UV) (10-)								
	2.3 dCi FWD 2.3 dCi FWD 2.3 dCi FWD 2.3 dCi FWD 2.3 dCi RWD 2.3 dCi RWD 2.3 dCi RWD 2.3 dCi RWD	74 92 107 110 74 92 107 110	02.10 02.10 02.10 01.13 02.10 02.10 02.10 01.13		13.0460-4856.2	604856		25147 18,4 +/WK BRE
	2.3 dCi FWD 2.3 dCi FWD 2.3 dCi FWD 2.3 dCi FWD 2.3 dCi RWD 2.3 dCi RWD 2.3 dCi RWD 2.3 dCi RWD	74 92 107 110 74 92 107 110	02.10 02.10 02.10 01.13 02.10 02.10 02.10 01.13		24.0128-0252.1	428252		302 28,0 24,5 V +S +B
	2.3 dCi FWD 2.3 dCi FWD 2.3 dCi FWD 2.3 dCi FWD 2.3 dCi RWD 2.3 dCi RWD 2.3 dCi RWD 2.3 dCi RWD	74 92 107 110 74 92 107 110	02.10 02.10 02.10 01.13 02.10 02.10 02.10 01.13	+ Einfachbereifung ¹⁾ + Einfachbereifung ¹⁾ + Einfachbereifung ¹⁾ + Einfachbereifung ¹⁾ + Einfachbereifung ¹⁾ + Einfachbereifung ¹⁾ + Einfachbereifung ¹⁾ + Einfachbereifung ¹⁾		13.0460-4858.2	604858	25112 18,4 +/WK BRE
	2.3 dCi FWD 2.3 dCi FWD 2.3 dCi FWD 2.3 dCi FWD 2.3 dCi RWD 2.3 dCi RWD 2.3 dCi RWD 2.3 dCi RWD	74 92 107 110 74 92 107 110	02.10 02.10 02.10 01.13 02.10 02.10 02.10 01.13	+ Doppelbereifung ²⁾ + Doppelbereifung ²⁾ + Doppelbereifung ²⁾ + Doppelbereifung ²⁾ + Doppelbereifung ²⁾ + Doppelbereifung ²⁾ + Doppelbereifung ²⁾ + Doppelbereifung ²⁾		13.0460-4857.2	604857	25172 18,4 +/WK BRE
	2.3 dCi FWD 2.3 dCi FWD 2.3 dCi FWD 2.3 dCi FWD	74 92 107 110	02.10 02.10 02.10 01.13		24.0112-0191.1	412191		305 12,0 10,0 L +S +B

¹⁾ + single tyre / + ruota singola / + roue simple / + cubierta simple
²⁾ + twin tyres / + ruote gemellate / + roue jumelée / + cubierta doble

										
RENAULT MAXITY (SHF/SHT) (06-)										
	2.5 DXI	81		12.06		13.0460-4859.2	604859	23921 20,1 +/WK/Zub/SBRE		
	3.0 DXI	110		12.06						
	2.5 DXI	96		12.06		13.0460-4861.2	604861	29121 20,3 +/WK/Zub/SBRE		
	3.0 DXI	110		12.06		24.0122-0264.1	422264	290 22,0 19,0 V +B		
RENAULT MEGANE I Limousine 3/5-türig (BA/SA_) (96-02)										
	1.4 16V (D)	70		03.99	12.02	13.0460-2834.2	602834	21463 18,2 /WK/S LUC		
	1.4 16V (W)	70		06.98	12.02					
	1.4 e	55		01.96	12.02					
	1.4 Eco (T)	52		01.96	03.99					
	1.6 16V (4)	79		04.98	12.02	+ verstärktes Fahrwerk 1)				
	1.6 e	66		01.96	03.99					
	1.6 i	55		01.96	03.99					
	1.9 D (9)	47		01.96	12.02					
	1.9 D (A)	47		01.96	12.02					
	1.9 D (R)	47		06.98	12.02					
	1.9 D (U)	47		01.96	12.02					
	1.9 dT	66		01.96	12.02					
	1.9 dTi (8)	72		03.97	02.01					
	1.9 dTi (BAON/SAON)	72		03.97	03.99					
	1.9 TDI	69		09.96	12.02					
	2.0 i			01.96	12.02					
	1.6 16V (4)	79		04.98	02.99	- verstärktes Fahrwerk 2)		13.0460-2983.2	602983	21388 18,0 +/WK/S LUC
	2.0 16V	108		07.96	12.02					
	1.6 16V (11)	79		03.99	12.02	13.0460-2895.2	602895	23172 18,0 /WE/Zub/S	LUC	
1.6 16V (1J)	79		03.99	12.02	13.0460-0262.2	610262	Einbausatz	LUC		
1.6 16V (4)	79		03.99	12.02	- verstärktes Fahrwerk 2)					
1.6 16V (B)	79		03.99	12.02						
1.8 16V	85		01.01	12.02						
1.9 dCi			09.98	12.02						
1.9 dTi (1U)	59		02.01	12.02						
1.9 dTi (BAON/SAON)	72		04.99	02.01						
	1.4 e (E)	55		01.96	10.97	24.0112-0116.1	412116	238 12,0 10,5 +S +B		
	1.4 Eco (T)	52		01.96	10.97					
	1.6 i	55		01.96	10.97					
	1.9 D (A/U)	47		01.96	10.97					
	1.4 e (E)	55		11.97	09.98	24.0120-0125.1	420125	238 20,1 17,7 V +S +B		
	1.4 Eco (T)	52		11.97	03.99					
	1.6 e	66		01.96	09.98					
	1.6 i	55		11.97	09.98					
	1.9 D (A)	47		11.97	09.98					
	1.9 D (U)	47		11.97	12.02					
	1.4 16V (D)	70		03.99	12.02	24.0121-0106.1	421106	259 20,6 17,7 V +S +B		
	1.4 16V (W)	70		06.98	12.02					
1.4 e (E)	55		10.98	12.02						
1.4 e (V)	55		06.98	12.02						
1.6 e	66		10.98	03.99						
1.6 i	55		10.98	03.99						
1.9 D (9)	47		01.96	12.02						
1.9 D (A)	47		10.98	12.02						
1.9 D (R)	47		06.98	12.02						
1.9 dT	66		01.96	12.02						
1.9 dTi (8)	72		03.97	02.01						
1.9 dTi (BAON/SAON)	72		03.97	02.99						
1.9 TDI	69		09.96	12.02						
2.0 i			01.96	12.02						
2.0 16V	108		07.96	09.98	24.0122-0148.1	422148	262 22,0 19,8 V L +S +B			
1.6 16V (11)	79		03.99	12.02	24.0124-0158.1	424158	280 24,0 21,8 V L +S +B			
1.6 16V (1J)	79		03.99	12.02	24.0324-0158.1	524158	280 24,0 21,8 V L +S +B PD			
1.6 16V (4)	79		04.98	12.02						
1.6 16V (B)	79		03.99	12.02						
1.8 16V	85		01.01	12.02						
1.9 dCi			09.98	12.02						
1.9 dTi (1U)	59		02.01	12.02						
1.9 dTi (BAON/SAON)	72		03.99	02.01						
2.0 16V	108		10.98	12.02						
	1.4 16V	70		03.99	12.02	24.0713-1109.1	360145	2		Radsensor L=625
	1.4 e	55		01.96	12.02					
	1.6 e	66		01.96	03.99					
	1.6 i	55		01.96	03.99					
	1.9 D (9)	47		01.96	12.02					
	1.9 D (A)	47		01.96	12.02					
	1.9 D (R)	47		06.98	12.02					
	1.9 D (U)	47		01.96	12.02					
	1.9 dT	66		01.96	12.02					
	1.9 dTi	72		03.97	02.01					
	1.9 dTi (1U)	59		02.01	12.02					
2.0 i			01.96	12.02						
2.0 16V	108		07.96	12.02	24.0751-1101.1	360166			Radsensor L=645	
					24.0751-1102.1	360167			Radsensor L=645	
	1.4 16V (D)	70		03.99	12.02	+ ASR	13.0460-3954.2	603954	20973 11,0 +	BDX
	1.6 16V (B)	79		03.99	12.02	+ ASR	13.0460-0435.2	610435	Einbausatz	BDX
	1.8 16V (12)	85		01.01	12.02	+ ASR				
										

1) + reinforced suspension / + sospensione rinforzata / + châssis renforcé / + suspensión reforzada

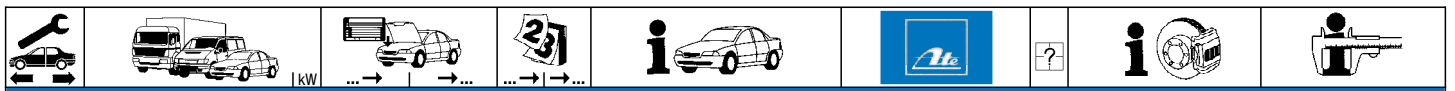
2) - reinforced suspension / - sospensione rinforzata / - châssis renforcé / - suspensión reforzada

								
RENAULT MEGANE I Limousine 3/5-türig (BA/SA) (96-02)								
	1.8 16V (1A) 1.8 16V (1M) 1.8 16V (1R) 1.9 dCi (F) 2.0 16V	85 85 85 75 108	01.01 01.01 01.01 02.01 07.96	12.02 12.02 + ASR 12.02 12.02 + ASR 12.02	13.0460-3954.2 13.0460-0435.2	603954 610435		20973 11,0 + Einbausatz BDX BDX
	1.4 16V (D) 1.6 16V (B) 1.8 16V (12) 1.8 16V (1A) 1.8 16V (1M) 1.8 16V (1R) 1.9 dCi (F) 2.0 16V	70 79 85 85 85 85 75 108	03.99 03.99 01.01 01.01 01.01 01.01 02.01 07.96	12.02 + ASR 12.02 + ASR 12.02 + ASR 12.02 12.02 + ASR 12.02 12.02 + ASR 12.02	24.0108-0108.1	408108		238 8,0 7,0 +B
	1.4 16V 1.9 D (9) 1.9 dT 1.9 dTi 1.9 dTi (1U) 2.0 i	70 47 66 72 59	03.99 01.96 01.96 03.97 02.01 01.96	12.02 12.02 12.02 02.01 12.02 12.02	24.0721-1175.1 24.0721-1176.1	360088 360089		Radsensor L=560 Radsensor L=450
	2.0 16V	108	07.96	12.02	24.0721-1170.1	360291		Radsensor L=500
	1.4 16V 1.4 e (E) 1.4 e (V) 1.4 Eco (T) 1.6 16V (11) 1.6 16V (1J) 1.6 16V (4) 1.6 16V (B) 1.6 e 1.6 i 1.8 16V (12) 1.8 16V (1M) 1.9 D (9) 1.9 D (A) 1.9 D (R) 1.9 D (U) 1.9 dCi 1.9 dT 1.9 dTi (1U) 1.9 dTi (8) 1.9 dTi (BAON/SAON) 1.9 TDI 2.0 i	70 55 55 52 79 79 79 79 66 55 85 85 47 47 47 47 47 66 59 72 72 69	06.98 01.96 06.98 01.96 03.99 03.99 04.98 03.99 01.96 01.96 01.01 01.01 01.96 01.96 06.98 01.96 09.98 01.96 02.01 03.97 03.97 09.96 01.96	12.02 12.02 12.02 03.99 12.02 12.02 12.02 03.99 03.99 03.99 12.02 12.02 12.02 12.02 12.02 12.02 12.02 12.02 02.01 02.01 02.01 12.02 12.02	03.0137-0335.2 03.0137-9125.2	650335 669125		203 x 39 Einbausatz BDX BDX
	1.4 16V 1.4 e 1.4 Eco (T) 1.6 16V 1.6 e 1.6 i 1.8 16V (12) 1.8 16V (1M) 1.9 D 1.9 dCi 1.9 dT 1.9 dTi 1.9 dTi (1U) 1.9 TDI 2.0 i	70 55 52 79 66 55 85 85 47 66 66 72 59 69	06.98 01.96 01.96 04.98 01.96 01.96 01.01 01.01 01.96 09.98 01.96 03.97 02.01 09.96 01.96	12.02 12.02 03.99 12.02 03.99 03.99 12.02 12.02 12.02 12.02 12.02 02.01 12.02 12.02	24.0220-3021.1	480127		203/204,5 x 50,5 - Lager
	1.4 16V 1.4 e (E) 1.4 e (V) 1.4 e (V) 1.4 Eco (T) 1.6 16V (11) 1.6 16V (1J) 1.6 16V (4) 1.6 16V (B) 1.6 e 1.6 i 1.9 D (9) 1.9 D (A) 1.9 D (R) 1.9 D (U) 1.9 dCi 1.9 dT 1.9 dTi (1U) 1.9 dTi (8) 1.9 dTi (BAON/SAON) 1.9 dTi (BAON/SAON) 1.9 TDI 2.0 i	70 55 55 55 52 79 79 79 79 66 55 47 47 47 47 66 59 72 72 72 69	06.98 01.96 06.98 06.98 01.96 03.99 03.99 04.98 03.99 01.96 01.96 01.96 01.96 06.98 01.96 09.98 01.96 02.01 03.97 03.97 03.97 09.96 01.96	12.02 - ABS 12.02 12.02 - ABS 02.99 + ABS 03.99 12.02 - ABS 12.02 - ABS 03.99 03.99 03.99 12.02 12.02 - ABS 12.02 - ABS 12.02 12.02 12.02 12.02 02.01 02.01 02.01 - ABS 02.01 + ABS 12.02	03.0520-3217.3	693217		17,46/203x39 TopKit BDX
	1.4 16V (D) 1.4 16V (W) 1.4 e (V) 1.6 16V (4) 1.6 16V (B)	70 70 55 79 79	03.99 06.98 06.98 04.98 03.99	12.02 + ABS/ - ASR 12.02 + ABS 12.02 + ABS 12.02 + ABS 12.02 + ABS/ - ASR	03.0520-5019.3	695019		19,05/203x39 TopKit BDX

RENAULT MEGANE I Limousine 3/5-türig (BA/SA_) (96-02)										
	1.8 16V (12)	85		01.01	12.02 + ABS/ - ASR	03.0520-5019.3	695019			19,05/203x39 TopKit BDX
	1.8 16V (1M)	85		01.01	12.02 + ABS/ - ASR					
	1.9 D (R)	47		06.98	12.02 + ABS					
	1.9 dCi (5)	75		09.98	12.02 + ABS					
	1.9 dCi (F)	75		02.01	12.02 + ABS/ - ASR					
	1.9 dTi (BAON/SAON)	72		03.99	02.01 + ABS					

RENAULT MEGANE I Classic (LA_) (96-02)										
	1.4 16V (OW)	70		06.98	12.02	13.0460-2834.2	602834			21463 18,2 /WK/S LUC
	1.4 e (OE)	55		09.96	12.02					
	1.4 e (OV)	55		04.98	12.02					
	1.6 16V (1C)	79		09.99	12.02					
	1.6 16V (O4)	79		04.98	12.02 + verstärktes Fahrwerk 1)					
	1.6 e	66		09.96	03.99					
	1.6 i	55		09.96	03.99					
	1.9 D (OA)	47		09.96	12.02					
	1.9 D (OR)	47		09.98	12.02					
	1.9 D (OU)	47		09.96	12.02					
	1.9 dT	66		09.96	12.02					
	1.9 dTi (1U)	59		02.01	12.02					
	1.9 dTi (O8)	72		03.97	02.01					
	1.9 dTi (ON)	72		03.97	02.99					
	1.9 TDI	69		09.96	12.02					
	2.0 i (O7)	84		09.96	12.02					
	2.0 i (O6)	84		09.96	02.99					
	1.6 16V (O4)	79		04.98	02.99 - verstärktes Fahrwerk 2)	13.0460-2983.2	602983			21388 18,0 +/WK/S LUC
	1.9 dTi (ON)	72		03.97	02.99					
	1.4 16V (OD)	70		03.99	12.02	13.0460-2895.2	602895			23172 18,0 /WE/Zub/S LUC
	1.6 16V (11)	79		03.99	12.02	13.0460-0262.2	610262			Einbausatz LUC
	1.6 16V (1J)	79		03.99	12.02					
1.6 16V (O4)	79		03.99	12.02 - verstärktes Fahrwerk 2)						
1.6 16V (OB)	79		03.99	12.02						
1.8 16V	85		01.01	12.02						
1.9 dCi	75		09.98	12.02						
1.9 dTi (1U)	59		02.01	12.02						
1.9 dTi (ON)	72		03.99	02.01						
2.0 i (O6)	84		03.99	12.02						
	1.4 e (OE)	55		09.96	10.97	24.0112-0116.1	412116			238 12,0 10,5 +S +B
	1.6 i	55		09.96	10.97					
	1.9 D (OA)	47		09.96	10.97					
	1.9 D (OU)	47		09.96	10.97					
	1.4 e (OE)	55		11.97	09.98	24.0120-0125.1	420125			238 20,1 17,7 V +S +B
	1.6 e	66		09.96	10.97					
	1.6 i	55		11.97	09.98					
	1.9 D (OA)	47		11.97	09.98					
	1.9 D (OU)	47		11.97	12.02					
	1.4 16V (OD)	70		03.99	12.02	24.0121-0106.1	421106			259 20,6 17,7 V +S +B
	1.4 16V (OW)	70		06.98	12.02					
	1.4 e (OE)	55		10.98	12.02					
1.4 e (OV)	55		04.98	12.02						
1.6 16V (1C)	79		09.99	12.02						
1.6 e	66		11.97	03.99						
1.6 i	55		10.98	03.99						
1.9 D (OA)	47		10.98	12.02						
1.9 D (OR)	47		09.98	12.02						
1.9 dT	66		09.96	12.02						
1.9 dTi (O8)	72		03.97	02.01						
1.9 dTi (ON)	72		03.97	02.99						
1.9 TDI	69		09.96	12.02						
2.0 i (O7)	84		09.96	12.02						
2.0 i (O6)	84		09.96	02.99						
1.6 16V (11)	79		03.99	12.02	24.0124-0158.1	424158			280 24,0 21,8 V L +S +B	
1.6 16V (1J)	79		03.99	12.02	24.0324-0158.1	524158			280 24,0 21,8 V L +S +B PD	
1.6 16V (O4)	79		03.99	12.02						
1.6 16V (OB)	79		03.99	12.02						
1.8 16V	85		01.01	12.02						
1.9 dCi	75		09.98	12.02						
1.9 dTi (1U)	59		02.01	12.02						
1.9 dTi (ON)	72		03.99	02.01						
2.0 i (O6)	84		03.99	12.02						
	1.4 16V (OD)	70		03.99	12.02	24.0713-1109.1	360145	2		Radsensor L=625
	1.4 16V (OW)	70		06.98	12.02					
	1.4 e (OE)	55		09.96	12.02					
	1.4 e (OV)	55		04.98	12.02					
	1.6 16V (O4)	79		04.98	12.02					
	1.6 16V (O4)	79		09.00	12.02					
	1.6 16V (OB)	79		09.98	12.02					
	1.6 e (OF)	66		09.96	03.99					
	1.6 i	55		09.96	03.99					
	1.9 D	47		09.96	12.02					
	1.9 D (OR)	47		09.00	12.02					
	1.9 dCi	75		09.98	12.02					
	1.9 dT	66		09.96	12.02					
	1.9 dTi (1U)	59		02.01	12.02					
	1.9 dTi (O8)	72		03.97	02.01					
1.9 dTi (ON)	72		09.00	02.01						

1) + reinforced suspension / + sospensione rinforzata / + châssis renforcé / + suspensión reforzada
2) - reinforced suspension / - sospensione rinforzata / - châssis renforcé / - suspensión reforzada



RENAULT MEGANE I Classic (LA_) (96-02)

	2.0 i (0G)	84		09.96	12.02		24.0713-1109.1	360145	2		Radsensor L=625
	1.4 16V (0D)	70		03.99	12.02 + ASR		13.0460-3954.2	603954			20973 11,0 + BDX
	1.6 16V (0B)	79		09.98	12.02		13.0460-0435.2	610435			Einbausatz
	1.8 16V (12)	85		01.01	12.02 + ASR						
	1.8 16V (1A)	85		01.01	12.02						
	1.8 16V (1M)	85		01.01	12.02 + ASR						
	1.8 16V (1R)	85		01.01	12.02						
	1.9 dCi (1F)	75		02.01	12.02						
	1.4 16V (0D)	70		03.99	12.02 + ASR		24.0108-0108.1	408108			238 8,0 7,0 +B
	1.6 16V (0B)	79		09.98	12.02						
	1.8 16V (12)	85		01.01	12.02 + ASR						
	1.8 16V (1A)	85		01.01	12.02						
	1.8 16V (1M)	85		01.01	12.02 + ASR						
	1.8 16V (1R)	85		01.01	12.02						
	1.9 dCi (1F)	75		02.01	12.02						
	1.4 16V (0D)	70		03.99	12.02 - ASR/ + verstärktes Fahrwerk ¹⁾		24.0721-1175.1	360088			Radsensor L=560
	1.4 16V (0W)	70		06.98	12.02 - verstärktes Fahrwerk ²⁾		24.0721-1176.1	360089			Radsensor L=450
	1.4 e (0E)	55		09.96	12.02 - verstärktes Fahrwerk ²⁾						
	1.4 e (0V)	55		04.98	12.02						
	1.6 16V (04)	79		04.98	12.02 - verstärktes Fahrwerk ²⁾						
	1.6 16V (0B)	79		09.98	12.02						
	1.6 e (0F)	66		09.96	03.99 - verstärktes Fahrwerk ²⁾						
	1.6 i	55		09.96	03.99 - verstärktes Fahrwerk ²⁾						
	1.9 D	47		09.96	12.02 - verstärktes Fahrwerk ²⁾						
	1.9 D (OR)	47		09.00	12.02 - ASR/ + verstärktes Fahrwerk ¹⁾						
	1.9 dCi	75		09.98	12.02						
	1.9 dT	66		09.96	12.02						
	1.9 dTi (1U)	59		02.01	12.02						
	1.9 dTi (08)	72		03.97	02.01						
	1.9 dTi (0N)	72		09.00	02.01 - ASR						
	2.0 i (0G)	84		09.96	12.02 - verstärktes Fahrwerk ²⁾						
	1.6 16V (11)	79		09.99	12.02		24.0721-1171.1	360146			Radsensor L=580
	1.6 16V (1C)	79		09.99	12.02		24.0721-1172.1	360147			Radsensor L=475
	1.6 16V (04)	79		04.98	12.02 - ASR/ + verstärktes Fahrwerk ¹⁾						
	1.6 e (0F)	66		09.96	03.99 + verstärktes Fahrwerk ³⁾						
	1.6 i	55		09.96	03.99 + verstärktes Fahrwerk ³⁾						
	1.9 D (0A)	47		09.96	12.02 + verstärktes Fahrwerk ³⁾						
	1.9 D (OR)	47		09.98	08.00 - ASR/ + verstärktes Fahrwerk ¹⁾						
	1.9 D (0U)	47		09.96	12.02 + verstärktes Fahrwerk ³⁾						
	1.9 dTi (0N)	72		03.97	08.00 - ASR						
	2.0 i (0G)	84		09.96	12.02 + verstärktes Fahrwerk ³⁾						
	1.6 16V (04)	79		04.98	12.02 + ASR		24.0721-1169.1	360290	2		Radsensor L=605
	1.9 D (OR)	47		09.98	12.02 + ASR						
	1.9 dTi (0N)	72		03.97	02.01 + ASR						
	1.4 16V (10)	70		03.99	12.02		03.0137-0335.2	650335			203 x 39 BDX
	1.4 16V (1H)	70		03.99	12.02		03.0137-9125.2	669125			BDX
	1.4 16V (0D)	70		03.99	12.02						
	1.4 16V (0W)	70		06.98	12.02						
	1.4 e (0E)	55		09.96	12.02						
	1.4 e (0V)	55		04.98	12.02						
	1.6 16V (11)	79		09.99	12.02						
	1.6 16V (1C)	79		09.99	12.02						
	1.6 16V (04)	79		04.98	12.02						
	1.6 e	66		09.96	03.99						
	1.6 i	55		09.96	03.99						
	1.8 16V (12)	85		01.01	12.02						
	1.8 16V (1M)	85		01.01	12.02						
	1.9 D	47		09.96	12.02						
	1.9 dCi	75		09.98	12.02						
	1.9 dT	66		09.96	12.02						
	1.9 dTi (1U)	59		02.01	12.02						
	1.9 dTi (08)	72		03.97	02.01						
	1.9 dTi (0N)	72		03.97	02.01						
	2.0 i (07)	84		09.96	12.02						
	2.0 i (0G)	84		09.96	12.02						
	1.4 16V	70		06.98	12.02		24.0220-3021.1	480127			203/204,5 x 50,5 - Lager
	1.4 e	55		09.96	12.02						
	1.6 16V	79		04.98	12.02						
	1.6 e	66		09.96	03.99						
	1.6 i	55		09.96	03.99						
	1.8 16V (12)	85		01.01	12.01						
	1.8 16V (1M)	85		01.01	12.02						
	1.9 D	47		09.96	12.02						
	1.9 dCi	75		09.98	12.02						
	1.9 dT	66		09.96	12.02						
	1.9 dTi	72		03.97	02.01						
	1.9 dTi (1U)	59		02.01	12.02						
	2.0 i	84		09.96	12.02						
	1.4 16V (0D)	70		03.99	12.02 - ABS		03.0520-3217.3	693217			17,46/203x39 TopKit BDX
	1.4 16V (0W)	70		06.98	12.02 - ABS						
	1.4 e (0E)	55		09.96	12.02						
	1.4 e (0V)	55		04.98	12.02 - ABS						
	1.4 e (0V)	55		04.98	02.99 + ABS						
	1.6 16V (11)	79		09.99	12.02						

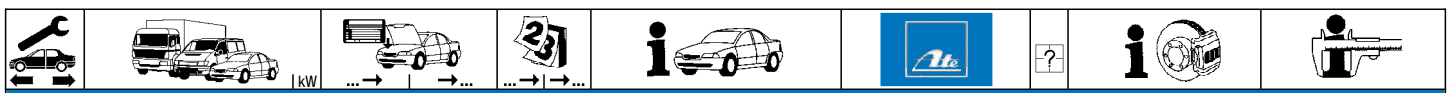
¹⁾ - ASR/ + reinforced suspens. / - ASR/+ sospensione rinforzata / - ASR/+ châssis renforcé / - ASR/+ suspensión reforzada

²⁾ - reinforced suspension / - sospensione rinforzata / - châssis renforcé / - suspensión reforzada

³⁾ + reinforced suspension / + sospensione rinforzata / + châssis renforcé / + suspensión reforzada



RENAULT MEGANE I Classic (LA_) (96-02)															
	1.6 16V (1C)	79		09.99	12.02	03.0520-3217.3	693217			17,46/203x39 TopKit BDX					
	1.6 16V (04)	79		04.98	12.02 - ABS										
	1.6 e	66		09.96	03.99										
	1.6 i	55		09.96	03.99										
	1.9 D	47		09.96	12.02										
	1.9 dCi	75		09.98	12.02 - ABS										
	1.9 dT	66		09.96	12.02										
	1.9 dTi (1U)	59		02.01	12.02 - ABS										
	1.9 dTi (08)	72		03.97	02.01 - ABS										
	1.9 dTi (0N)	72		03.97	02.01 - ABS										
	1.9 dTi (0N)	72		03.97	02.99 + ABS										
	2.0 i (07)	84		09.96	12.02										
	2.0 i (0G)	84		09.96	12.02 - ABS										
	2.0 i (0G)	84		09.96	02.99 + ABS										
	1.4 16V (OD)	70		03.99	12.02 + ABS/ - ASR						03.0520-5019.3	695019			19,05/203x39 TopKit BDX
	1.4 16V (0W)	70		06.98	12.02 + ABS										
	1.4 e (0V)	55		03.99	12.02 + ABS										
1.6 16V (04)	79		04.98	12.02 + ABS											
1.8 16V (12)	85		01.01	12.02 + ABS/ - ASR											
1.8 16V (1M)	85		01.01	12.02 + ABS/ - ASR											
1.9 dCi	75		09.98	12.02 + ABS											
1.9 dTi (1U)	59		02.01	12.02 + ABS											
1.9 dTi (08)	72		03.97	02.01 + ABS											
1.9 dTi (0N)	72		03.99	02.01 + ABS											
2.0 i (0G)	84		03.99	12.02 + ABS											
RENAULT MEGANE I Coach (DA_) (95-03)															
	1.4 16V (0W)	70		06.98	02.03	13.0460-2834.2	602834			21463 18,2 /WK/S LUC					
	1.6 e	66		09.95	02.03										
	1.9 dTi	72		05.97	02.99										
	2.0 i			09.95	02.03										
	1.6 16V (04)	79		04.98	04.99										
1.9 dTi	72		03.99	04.99											
2.0 16V (03)	103		07.98	08.98											
2.0 16V (0H)	108		09.95	08.98											
1.4 16V (OD)	70		10.00	02.03	13.0460-2895.2	602895			23172 18,0 /WE/Zub/S LUC						
1.6 16V	79		04.98	02.03											
1.9 dCi			10.00	02.03											
1.9 dTi	72		03.99	02.03											
2.0 16V (03)	103		09.98	02.03											
2.0 16V (0H)	108		09.98	02.03	13.0460-0262.2	610262			Einbausatz LUC						
2.0 16V (0H)	108		09.98	02.03											
2.0 16V (OP)	103		10.00	02.03											
1.6 e	66		09.95	10.97						24.0120-0125.1	420125			238 20,1 17,7 V +S +B	
1.4 16V (OD)	70		10.00	02.03											
1.4 16V (0W)	70		06.98	02.03											
1.6 e	66		11.97	02.03											
1.9 dTi	72		05.97	02.99											
2.0 i			09.95	02.03											
1.6 16V	79		04.98	02.03	24.0124-0158.1	424158			280 24,0 21,8 V L +S +B						
1.9 dCi			10.00	02.03											
1.9 dTi	72		03.99	02.03											
2.0 16V (03)	103		07.98	02.03											
2.0 16V (0H)	108		09.98	02.03											
2.0 16V (0H)	108		09.95	02.03											
2.0 16V (OP)	103		10.00	02.03											
2.0 16V (OH)	108		09.95	08.98						24.0324-0158.1	524158			280 24,0 21,8 V L +S +B PD	
2.0 16V (OH)	108		09.95	08.98											
24.0122-0148.1 422148															
262 22,0 19,8 V L +S +B															
1.4 16V	70		06.98	02.03	24.0713-1109.1	360145	2		Radsensor L=625						
1.6 16V	79		04.98	02.03											
1.6 e	66		01.96	02.03											
1.9 dTi	72		05.97	02.03											
2.0 16V (03)	103		07.98	02.03											
2.0 16V (0H)	108		09.98	02.03											
2.0 16V (OP)	103		10.00	02.03											
2.0 i			01.96	02.03											
2.0 16V (OH)	108		01.96	08.98											
24.0751-1101.1 360166															
24.0751-1102.1 360167															
Radsensor L=645															
Radsensor L=645															
20973 11,0 + BDX															
Einbausatz BDX															
	1.4 16V (OD)	70		10.00	02.03 + ASR	13.0460-3954.2	603954			20973 11,0 + BDX					
	1.6 16V (0B)	79		10.00	02.03 + ASR										
	1.9 dCi (1F)	75		10.00	02.03 + ASR										
	2.0 16V (03)	103		07.98	02.03										
	2.0 16V (0H)	108		09.95	02.03										
2.0 16V (OP)	103		10.00	02.03	13.0460-0435.2	610435									
1.4 16V (OD)	70		10.00	02.03 + ASR											
1.6 16V (0B)	79		10.00	02.03 + ASR											
1.9 dCi (1F)	75		10.00	02.03 + ASR											
2.0 16V (03)	103		07.98	02.03											
2.0 16V (0H)	108		09.95	02.03	24.0108-0108.1	408108			238 8,0 7,0 +B						
2.0 16V (OP)	103		10.00	02.03											
2.0 16V (03)	103		07.98	08.00											
2.0 16V (0H)	108		01.96	02.03											
2.0 16V (OP)	103		10.00	02.03						24.0721-1170.1	360291			Radsensor L=500	
1.4 16V (OD)	70		10.00	02.03											
1.4 16V (0W)	70		06.98	02.03											
1.6 16V (04)	79		04.98	02.03	03.0137-0335.2	650335			203 x 39 BDX						
1.6 16V (0B)	79		10.00	02.03											
1.6 16V (0B)	79		10.00	02.03						03.0137-9125.2	669125			Einbausatz BDX	
1.6 16V (0B)	79		10.00	02.03											
1.6 16V (0B)	79		10.00	02.03											


RENAULT MEGANE I Coach (DA_) (95-03)

	1.6 e	66		09.95	02.03	03.0137-0335.2 03.0137-9125.2	650335 669125		203 x 39 Einbausatz	BDX BDX
	1.9 dCi (1F)	75		10.00	02.03					
	1.9 dCi (05)	75		10.00	02.03					
	1.9 dTi	72		05.97	02.03					
	2.0 i			09.95	02.03					
	1.4 16V (OD)	70		10.00	02.03	24.0220-3021.1	480127		203/204,5 x 50,5 - Lager	
	1.4 16V (OW)	70		06.98	02.03					
	1.6 16V	79		04.98	02.03					
	1.6 e	66		09.95	02.03					
	1.9 dCi			10.00	02.03					
	1.9 dTi	72		05.97	02.03					
	2.0 i			09.95	02.03					
	1.4 16V (OW)	70		06.98	02.03	03.0520-3217.3	693217		17,46/203x39 TopKit	BDX
	1.6 16V (04)	79		09.95	02.03					
	1.6 e	66		09.95	02.03					
	1.9 dCi (05)	75		10.00	02.03					
	1.9 dTi	72		05.97	02.99					
	1.9 dTi	72		03.99	02.03					
	2.0 i			09.95	02.03					
	1.4 16V (OD)	70		10.00	02.03					
1.4 16V (OW)	70		06.98	02.03						
1.6 16V (04)	79		04.98	02.03						
1.6 16V (0B)	79		10.00	02.03						
1.9 dCi (1F)	75		10.00	02.03						
1.9 dCi (05)	75		10.00	02.03						
1.9 dTi	72		03.99	02.03						

RENAULT MEGANE I Cabrio (EA_) (96-03)

	1.4 16V (W)	70		06.98	10.03	13.0460-2834.2	602834		21463 18,2 /WK/S	LUC								
	1.6 e	66		08.96	10.03													
	2.0 i			12.96	10.03													
	1.4 16V (D)	70		10.00	10.03						13.0460-2895.2 13.0460-0262.2	602895 610262		23172 18,0 /WE/Zub/S Einbausatz	LUC LUC			
	1.6 16V	79		09.98	10.03													
	2.0 16V	102		01.02	10.03													
	2.0 16V (3)	103		09.98	10.03													
2.0 16V (P)	103		10.00	10.03														
2.0 16V (H)	108		08.96	10.03														
	1.6 e	66		08.96	10.97	24.0120-0125.1	420125		238 20,1 17,7 V +S +B									
	1.4 16V (D)	70		10.00	10.03						24.0121-0106.1	421106		259 20,6 17,7 V +S +B				
	1.4 16V (W)	70		06.98	10.03													
	1.6 e	66		11.97	10.03													
	2.0 i			12.96	10.03													
	1.6 16V	79		09.98	10.03										24.0124-0158.1 24.0324-0158.1	424158 524158		280 24,0 21,8 V L +S +B 280 24,0 21,8 V L +S +B PD
	2.0 16V	102		01.02	10.03													
	2.0 16V (3)	103		09.98	10.03													
	2.0 16V (H)	108		09.98	10.03													
	2.0 16V (H)	108		08.96	10.03													
2.0 16V (P)	103		10.00	10.03														
2.0 16V (H)	108		08.96	08.98	24.0122-0148.1	422148		262 22,0 19,8 V L +S +B										
	1.4 16V	70		06.98	10.03	24.0713-1109.1	360145	2		Radsensor L=625								
	1.6 16V	79		04.98	10.03													
	1.6 e	66		08.96	10.03													
	2.0 16V	102		01.02	10.03													
	2.0 16V (3)	103		09.98	10.03													
	2.0 16V (H)	108		09.98	10.03													
	2.0 16V (P)	103		10.00	10.03													
	2.0 i			12.96	10.03													
	2.0 16V (H)	108		08.96	08.98						24.0751-1101.1 24.0751-1102.1	360166 360167			Radsensor L=645 Radsensor L=645			
	1.4 16V (D)	70		10.00	10.03	13.0460-3954.2 13.0460-0435.2	603954 610435		20973 11,0 + Einbausatz	BDX BDX								
	1.6 16V (B)	79		10.00	10.03													
	2.0 16V	102		01.02	10.03													
	2.0 16V (3)	103		09.98	10.03													
	2.0 16V (H)	108		08.96	10.03													
	2.0 16V (P)	103		10.00	10.03													
	1.4 16V (D)	70		10.00	10.03	24.0108-0108.1	408108		238 8,0 7,0 +B									
	1.6 16V (B)	79		10.00	10.03													
	2.0 16V	102		01.02	10.03													
	2.0 16V (3)	103		09.98	10.03													
	2.0 16V (H)	108		08.96	10.03													
	2.0 16V (P)	103		10.00	10.03													
	2.0 16V (3)	103		09.98	08.00	24.0721-1170.1	360291	1		Radsensor L=500								
	2.0 16V (H)	108		08.96	10.03													
	2.0 16V (P)	103		10.00	10.03													
	1.4 16V (D)	70		10.00	10.03	03.0137-0335.2 03.0137-9125.2	650335 669125		203 x 39 Einbausatz	BDX BDX								
	1.4 16V (W)	70		06.98	10.03													
	1.6 16V (4)	79		09.98	10.03													
	1.6 16V (B)	79		10.00	10.03													
	1.6 e	66		08.96	10.03													
	2.0 i			12.96	10.03													
	1.4 16V	70		06.98	10.03	24.0220-3021.1	480127		203/204,5 x 50,5 - Lager									
	1.6 16V	79		09.98	10.03													
	1.6 e	66		08.96	10.03													
	2.0 i			12.96	10.03													



RENAULT MEGANE I Cabrio (EA_) (96-03)



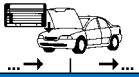















	1.4 16V (W)	70	06.98	10.03	- ABS	03.0520-3217.3	693217		17,46/203x39 TopKit	BDX
	1.6 16V (4)	79	09.98	10.03	- ABS					
	1.6 e	66	08.96	10.03						
	2.0 i		12.96	10.03						
	1.4 16V (D)	70	10.00	10.03	+ ABS/ - ASR	03.0520-5019.3	695019		19,05/203x39 TopKit	BDX
	1.4 16V (W)	70	06.98	10.03	+ ABS					
	1.6 16V (4)	79	09.98	10.03	+ ABS					
	1.6 16V (B)	79	10.00	10.03	+ ABS/ - ASR					

RENAULT MEGANE I Grandtour (KA_) (98-03)

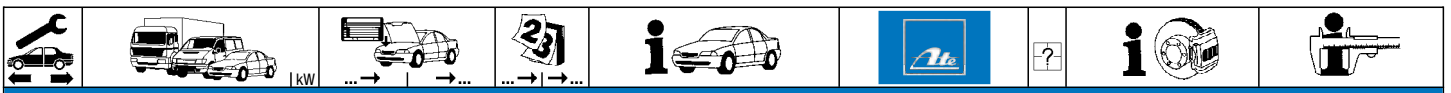
	1.4 16V	70	09.98	12.03		13.0460-2834.2	602834		21463 18,2 /WK/S	LUC				
	1.4 e	55	09.98	12.03										
	1.6 e	66	09.98	12.03										
	1.9 D	47	03.99	12.03										
	1.9 dTi (ON)	72	01.99	12.03										
	1.6 16V	79	09.98	12.03		13.0460-2895.2	602895	23172 18,0 /WE/Zub/S	LUC					
	1.8 16V	85	01.01	12.03						13.0460-0262.2	610262	Einbausatz	LUC	
	1.9 dCi	75	01.01	12.03										
	1.9 dTi (1U)	59	02.01	12.03										
	1.9 dTi (ON)	72	01.99	12.03										
	1.4 16V	70	09.98	12.03		24.0121-0106.1	421106		259 20,6 17,7 V +S +B					
	1.4 e	55	09.98	12.03										
	1.6 e	66	09.98	12.03										
	1.9 D	47	03.99	12.03										
	1.6 16V	79	09.98	12.03							24.0124-0158.1	424158	280 24,0 21,8 V L +S +B	PD
1.8 16V	85	01.01	12.03		24.0324-0158.1	524158								
	1.9 dCi	75	02.01	12.03										
	1.9 dTi (1U)	59	02.01	12.03										
	1.9 dTi (ON)	72	01.99	12.03										
	1.4 16V	70	09.98	12.03		24.0713-1109.1	360145	2	Radsensor L=625					
	1.4 e	55	09.98	12.03										
	1.6 e	66	09.98	12.03										
	1.8 16V	85	09.98	12.03										
	1.9 D	47	03.99	12.03										
	1.9 dCi	75	02.01	12.03										
	1.9 dTi (1U)	59	02.01	12.03										
	1.9 dTi (ON)	72	01.99	12.03										
	1.4 16V (OD)	70	03.99	12.03		13.0460-2845.2	602845		23554 16,4 /Zub/S	LUC				
	1.6 16V (O4)	79	07.99	12.03							13.0470-2845.2	LD2845	23554 16,4 /Zub/S	LUC
	1.8 16V	85	01.01	12.03										
	1.9 dCi	75	02.01	12.03										
	1.9 dTi (1U)	59	02.01	12.03										
	1.9 dTi (ON)	72	07.99	02.01										
	1.4 16V (OD)	70	03.99	12.03		24.0111-0166.2	411166		mit Lager/ mit Sensorring ¹⁾	274 10,9 9,5				
	1.6 16V (O4)	79	07.99	12.03										
	1.8 16V	85	01.01	12.03										
	1.9 dCi	75	02.01	12.03										
	1.9 dTi (1U)	59	02.01	12.03										
	1.9 dTi (ON)	72	07.99	02.01										
	1.4 16V	70	09.98	12.03		24.0721-1943.1	360153		Radsensor L=615					
	1.4 e	55	09.98	12.03										
	1.6 16V	79	09.98	09.99										
	1.6 e	66	09.98	12.03										
	1.9 D	47	03.99	12.03										
	1.6 16V	79	10.99	04.01		24.0741-1125.1	360162		Radsensor L=645					
	1.9 dCi	75	02.01	04.01							24.0741-1126.1	360163		Radsensor L=500
	1.9 dTi (1U)	59	02.01	04.01										
	1.9 dTi (ON)	72	01.99	04.01										
	1.6 16V	79	05.01	12.03	- ESP	24.0721-1175.1	360088		Radsensor L=560					
	1.9 dCi	75	05.01	12.03	- ESP	24.0721-1176.1	360089		Radsensor L=450					
	1.9 dTi (1U)	59	05.01	12.03	- ESP									
	1.9 dTi (ON)	72	05.01	12.03	- ESP									
	1.6 16V	79	05.01	12.03	+ ESP	24.0721-1169.1	360290		Radsensor L=605					
	1.9 dCi	75	05.01	12.03	+ ESP	24.0721-1170.1	360291		Radsensor L=500					
	1.9 dTi (1U)	59	05.01	12.03	+ ESP									
	1.9 dTi (ON)	72	05.01	12.03	+ ESP									
	1.4 16V (OW)	70	09.98	12.03		03.0137-0336.2	650336		229 x 42 HEB	LUC				
	1.4 e	55	09.98	12.03							03.0137-9220.2	669220	Einbausatz	LUC
	1.6 16V (O4)	79	09.98	06.99										
	1.6 e	66	09.98	12.03										
	1.9 D	47	03.99	12.03										
	1.9 dTi (ON)	72	01.99	06.99										
	1.4 16V (OW)	70	09.98	12.03		24.0222-8019.2	480087		229/229,5 x 52,5					
	1.4 e	55	09.98	12.03										
	1.6 16V (O4)	79	09.98	06.99										
	1.6 e	66	09.98	12.03										
	1.9 D	47	03.99	12.03										
	1.9 dTi (ON)	72	01.99	06.99										
	1.4 16V (OW)	70	09.98	12.03		03.0520-5520.3	695520		20,64/229x42 TopKit	LUC				
	1.4 e	55	09.98	12.03										
	1.6 16V (O4)	79	09.98	06.99										
	1.6 e	66	09.98	12.03										
	1.9 D	47	03.99	12.03										
	1.9 dTi (ON)	72	01.99	06.99										

¹⁾ with bearing/ with sensor ring / con supporto/+ anell.sens.ABS / avec palier de secours ABS / con apoyo/+ anillo sensor ABS



										
RENAULT MEGANE II Limousine 3/5-türig (BM/CM) (02-08)										
	1.4 16V	72		11.02	09.05	13.0460-3814.2	603814		23934 18,2 /S 23934 18,2 /S	BOS BOS
	1.5 dCi	60		11.02	09.05	13.0460-3815.2	603815		23930 18,2 /Zub/S 23930 18,2 /Zub/S	BOS BOS
	1.5 dCi	63		05.05	09.05	13.0470-3815.2	LD3815			
	1.6 16V	83		11.02	09.05					
	1.9 dCi	88		11.02	09.05					
	2.0 16V	99		11.02	09.05					
	1.4 16V	72		10.05	11.08	13.0460-7221.2	607221		24535 18,3 + 24535 18,3 +	ATE ATE
	1.5 dCi	60		10.05	11.08	13.0470-7221.2	LD7221			
	1.5 dCi	63		10.05	11.08					
	1.5 dCi	76		01.07	11.08					
	1.5 dCi	78		05.05	11.08					
	1.6 16V	77		06.05	11.08					
	1.6 16V	83		10.05	11.08					
	1.6 FlexFuel	77		01.07	11.08					
	1.9 dCi	85		01.06	11.08					
	1.9 dCi	88		10.05	11.08					
1.9 dCi	96		05.05	11.08						
2.0 16V	99		10.05	11.08						
2.0 dCi	110		09.05	11.08						
2.0 16V	169		08.06	11.08	13.0460-4805.2	604805		24162 15,2	BRE	
2.0 16V Sport	165		05.04	11.08						
2.0 16V Turbo	120		05.04	11.08						
2.0 dCi	127		01.07	11.08						
	1.4 16V	72		11.02	11.08	24.0122-0216.1	422216		260 22,0 19,8 V L +S +B	
	1.5 dCi	60		11.02	11.08	24.0124-0158.1	424158		280 24,0 21,8 V L +S +B	
	1.5 dCi	63		05.05	11.08	24.0324-0158.1	524158		280 24,0 21,8 V L +S +B PD	
	1.5 dCi	76		01.07	11.08					
	1.5 dCi	78		05.05	11.08					
	1.6 16V	77		06.05	11.08					
	1.6 16V	83		11.02	11.08					
	1.6 FlexFuel	77		01.07	11.08					
	1.9 dCi	85		01.06	11.08					
	1.9 dCi	88		11.02	11.08					
	1.9 dCi	96		05.05	11.08					
	2.0 16V	99		11.02	11.08					
	2.0 dCi	110		09.05	11.08	24.0124-0223.1	424223		280 24,0 21,8 V L +S +B	
	2.0 16V	169		08.06	11.08	24.0128-0223.1	428223		313 28,0 26,0 V L +S +B	
	2.0 16V Sport	165		05.04	11.08					
	2.0 16V Turbo	120		05.04	11.08					
2.0 dCi	127		01.07	11.08						
	1.4 16V	72		11.02	01.05	24.0711-5151.3	360175	2 		Radsensor L=485
	1.5 dCi	60		11.02	01.05					
	1.6 16V	83		11.02	01.05					
	1.9 dCi	88		11.02	01.05					
	2.0 16V	99		11.02	01.05					
	2.0 16V Turbo	120		05.04	01.05					
	1.4 16V	72		02.05	12.05	24.0711-5190.3	360177	2 		Radsensor L=720
	1.5 dCi	60		02.05	12.05					
	1.5 dCi	63		05.05	12.05					
	1.6 16V	83		02.05	12.05					
	1.9 dCi	88		02.05	12.05					
	2.0 16V	99		02.05	12.05					
	2.0 16V Turbo	120		02.05	12.05					
	2.0 dCi	110		09.05	12.05					
	1.4 16V	72		01.06	11.08	24.0711-5180.3	360236	2 		Radsensor L=720
	1.5 dCi	60		01.06	11.08					
1.5 dCi	63		01.06	11.08						
1.5 dCi	76		01.07	11.08						
1.5 dCi	78		05.05	11.08						
1.6 16V	77		06.05	11.08						
1.6 16V	83		01.06	11.08						
1.6 FlexFuel	77		01.07	11.08						
1.9 dCi	85		01.06	11.08						
1.9 dCi	88		01.06	11.08						
1.9 dCi	96		05.05	11.08						
2.0 16V	99		01.06	11.08						
2.0 16V Turbo	120		01.06	11.08						
2.0 dCi	110		01.06	11.08						
2.0 dCi	127		01.07	11.08						
2.0 16V Sport	165		05.04	01.05	24.0711-5177.3	360117	2 		Radsensor L=779	
2.0 16V Sport	165		02.05	01.06	24.0711-5199.3	360271	2 		Radsensor L=1081	
	1.4 16V	72		11.02	11.08	13.0460-2845.2	602845		23554 16,4 /Zub/S 23554 16,4 /Zub/S Einbausatz	LUC LUC LUC
	1.5 dCi	60		11.02	11.08	13.0470-2845.2	LD2845			
	1.5 dCi	63		05.05	11.08	13.0460-0077.2	610077			
	1.5 dCi	76		01.07	11.08					
	1.5 dCi	78		05.05	11.08					
	1.6 16V	77		06.05	11.08					
	1.6 16V	83		11.02	11.08					
	1.6 FlexFuel	77		01.07	11.08					
	1.9 dCi	85		01.06	11.08					
	1.9 dCi	88		11.02	11.08					
	1.9 dCi	96		05.05	11.08					
	2.0 16V	99		11.02	11.08					
	2.0 16V	169		08.06	11.08					
























RENAULT MEGANE II Limousine 3/5-türig (BM/CM_) (02-08)

	2.0 16V Sport	165	05.04	11.08	13.0460-2845.2	602845			23554 16,4 /Zub/S	LUC							
	2.0 16V Turbo	120	05.04	11.08							13.0470-2845.2	LD2845					
	2.0 dCi	110	09.05	11.08							13.0460-0077.2	610077					
	1.4 16V	72	11.02	11.08	13.0460-7137.2	607137	PR 1334	PR 1334	23482 15,8 +	ATE							
	1.5 dCi	60	11.02	11.08							13.0470-7137.2	LD7137					
	1.5 dCi	63	05.05	11.08													
	1.5 dCi	76	01.07	11.08													
	1.5 dCi	78	05.05	11.08													
	1.6 16V	77	06.05	11.08													
	1.6 16V	83	11.02	11.08													
	1.6 FlexFuel	77	01.07	11.08													
	1.9 dCi	85	01.06	11.08													
	1.9 dCi	88	11.02	11.08													
	1.9 dCi	96	05.05	11.08													
	2.0 16V	99	11.02	11.08													
	2.0 16V	169	08.06	11.08													
	2.0 16V Sport	165	05.04	11.08													
	2.0 16V Turbo	120	05.04	11.08													
2.0 dCi	110	09.05	11.08														
	1.4 16V	72	11.02	11.08	24.0108-0114.2	408114			mit Lager/ mit Sensorring ¹⁾	240 8,0 7,0							
	1.5 dCi	60	11.02	11.08													
	1.5 dCi	63	05.05	11.08													
	1.5 dCi	76	01.07	11.08													
	1.5 dCi	78	05.05	11.08													
	1.6 16V	77	06.05	11.08													
	1.6 16V	83	11.02	11.08													
	1.6 FlexFuel	77	01.07	11.08													
	1.9 dCi	85	01.06	11.08													
	1.9 dCi	88	11.02	11.08													
	1.9 dCi	96	05.05	11.08													
	2.0 16V	99	11.02	11.08													
2.0 16V Turbo	120	05.04	11.08														
	1.4 16V	72	11.02	12.05	24.0711-5152.3	360176	2			Radsensor L=810							
	1.5 dCi	60	11.02	12.05													
	1.5 dCi	63	05.05	12.05													
	1.6 16V	83	11.02	12.05													
	1.9 dCi	88	11.02	12.05													
	1.9 dCi	96	05.05	12.05													
	2.0 16V	99	11.02	12.05													
	2.0 16V Sport	165	05.04	12.05													
	2.0 16V Turbo	120	05.04	12.05													
	2.0 dCi	110	09.05	12.05													
		1.4 16V	72	01.06							11.08	24.0711-5181.3	360237	2			Radsensor L=810
		1.5 dCi	60	01.06							11.08						
1.5 dCi		63	01.06	11.08													
1.5 dCi		76	01.07	11.08													
1.5 dCi		78	05.05	11.08													
1.6 16V		77	06.05	11.08													
1.6 16V		83	01.06	11.08													
1.6 FlexFuel		77	01.07	11.08													
1.9 dCi		85	01.06	11.08													
1.9 dCi		88	01.06	11.08													
1.9 dCi		96	01.06	11.08													
2.0 16V		99	01.06	11.08													
2.0 16V	169	08.06	11.08														
2.0 16V Sport	165	01.06	11.08														
2.0 16V Turbo	120	01.06	11.08														
2.0 dCi	110	01.06	11.08														
2.0 dCi	127	01.07	11.08														

RENAULT MEGANE II Limousine 4-türig (LM_) (03-08)

	1.4 16V	60	09.03	08.06	13.0460-3814.2	603814			23934 18,2 /S	BOS
	1.4 16V	72	09.03	12.08						
	1.5 dCi	60	09.03	09.05	13.0460-3815.2	603815			23930 18,2 /Zub/S	BOS
	1.5 dCi	63	05.05	09.05						
	1.5 dCi	74	02.04	09.05						
	1.5 dCi	78	05.05	09.05						
	1.6 16V	75	09.03	09.05						
	1.6 16V	77	05.05	09.05						
	1.6 16V	83	09.03	09.05						
	1.9 dCi	66	09.03	09.05						
	1.9 dCi	68	03.04	09.05						
	1.9 dCi	81	05.05	09.05						
	1.9 dCi	88	09.03	09.05						
	1.9 dCi	96	05.05	09.05						
	2.0 16V	99	09.03	09.05						
	1.5 dCi	60	10.05	12.08	13.0460-7221.2	607221			24535 18,3 +	ATE
	1.5 dCi	63	10.05	12.08						
	1.5 dCi	74	10.05	03.06						
	1.5 dCi	76	01.07	12.08						
	1.5 dCi	78	10.05	12.08						
1.6 16V	75	10.05	12.08							
1.6 16V	77	10.05	12.08							
1.6 16V	82	01.07	12.08							
1.6 16V	83	10.05	12.08							
1.9 dCi	66	10.05	12.05							
1.9 dCi	68	10.05	12.08							

¹⁾ with bearing/ with sensor ring / con supporto/+ anell.sens.ABS / avec palier de secours ABS / con apoyo/+ anillo sensor ABS























										
RENAULT MEGANE II Limousine 4-türig (LM_) (03-08)										
	1.9 dCi	81		10.05	12.08	13.0460-7221.2	607221		24535 18,3 +	ATE
	1.9 dCi	88		10.05	12.08	13.0470-7221.2	LD7221		24535 18,3 +	ATE
	1.9 dCi	96		10.05	12.08					
	2.0 16V	99		10.05	12.08					
	2.0 dCi	110		09.05	12.08					
	1.4 16V	60		09.03	08.06	24.0122-0216.1	422216		260 22,0 19,8 V L +S +B	
	1.4 16V	72		09.03	12.08					
	1.5 dCi	60		09.03	12.08	24.0124-0158.1	424158		280 24,0 21,8 V L +S +B	
	1.5 dCi	63		05.05	12.08	24.0324-0158.1	524158		280 24,0 21,8 V L +S +B PD	
	1.5 dCi	74		02.04	03.06					
	1.5 dCi	76		01.07	12.08					
	1.5 dCi	78		05.05	12.08					
	1.6 16V	75		09.03	12.08					
	1.6 16V	77		05.05	12.08					
	1.6 16V	82		01.07	12.08					
	1.6 16V	83		09.03	12.08					
	1.9 dCi	66		09.03	12.05					
	1.9 dCi	68		03.04	12.08					
	1.9 dCi	81		05.05	12.08					
	1.9 dCi	88		09.03	12.08					
	1.9 dCi	96		05.05	12.08					
	2.0 16V	99		09.03	12.08					
	2.0 dCi	110		09.05	12.08	24.0124-0223.1	424223		280 24,0 21,8 V L +S +B	
		1.4 16V	60		09.03	01.05	24.0711-5151.3	360175	2 	Radsensor L=485
1.4 16V		72		09.03	01.05					
1.5 dCi		60		09.03	01.05					
1.5 dCi		74		02.04	01.05					
1.6 16V		75		09.03	01.05					
1.6 16V		83		09.03	01.05					
1.9 dCi		66		09.03	01.05					
1.9 dCi		68		03.04	01.05					
1.9 dCi		88		09.03	01.05					
1.9 dCi		99		09.03	01.05					
2.0 16V				09.03	01.05					
	1.4 16V	60		02.05	12.05	24.0711-5190.3	360177	2 	Radsensor L=720	
	1.4 16V	72		02.05	12.05					
	1.5 dCi	60		02.05	12.05					
	1.5 dCi	63		05.05	12.05					
	1.5 dCi	74		02.05	12.05					
	1.5 dCi	78		05.05	12.05					
	1.6 16V	75		02.05	12.05					
	1.6 16V	77		05.05	12.05					
	1.6 16V	83		02.05	12.05					
	1.9 dCi	66		02.05	12.05					
	1.9 dCi	68		02.05	12.05					
	1.9 dCi	81		05.05	12.05					
	1.9 dCi	88		02.05	12.05					
	1.9 dCi	96		05.05	12.05					
	2.0 16V	99		02.05	12.05					
2.0 dCi	110		09.05	12.05						
	1.4 16V	60		01.06	08.06	24.0711-5180.3	360236	2 	Radsensor L=720	
	1.4 16V	72		01.06	12.08					
	1.5 dCi	60		01.06	12.08					
	1.5 dCi	63		01.06	12.08					
	1.5 dCi	74		01.06	03.06					
	1.5 dCi	76		01.07	12.08					
	1.5 dCi	78		01.06	12.08					
	1.6 16V	75		01.06	12.08					
	1.6 16V	77		01.06	12.08					
	1.6 16V	82		01.07	12.08					
	1.6 16V	83		01.06	12.08					
	1.9 dCi	68		01.06	12.08					
	1.9 dCi	81		01.06	12.08					
	1.9 dCi	88		01.06	12.08					
	1.9 dCi	96		01.06	12.08					
2.0 16V	99		01.06	12.08						
2.0 dCi	110		01.06	12.08						
	1.4 16V	60		09.03	08.06	13.0460-2845.2	602845		23554 16,4 /Zub/S	LUC
	1.4 16V	72		09.03	04.07	13.0470-2845.2	LD2845		23554 16,4 /Zub/S	LUC
	1.5 dCi	60		09.03	04.07	13.0460-0077.2	610077		Einbausatz	LUC
	1.5 dCi	63		05.05	04.07					
	1.5 dCi	74		02.04	03.06					
	1.5 dCi	76		01.07	04.07					
	1.5 dCi	78		05.05	04.07					
	1.6 16V	75		09.03	04.07					
	1.6 16V	77		05.05	04.07					
	1.6 16V	82		01.07	04.07					
	1.6 16V	83		09.03	04.07					
	1.9 dCi	66		09.03	12.05					
	1.9 dCi	68		03.04	04.07					
	1.9 dCi	81		05.05	04.07					
	1.9 dCi	88		09.03	04.07					
	1.9 dCi	96		05.05	04.07					
	2.0 16V	99		09.03	04.07					
2.0 dCi	110		09.05	04.07						
	1.4 16V	60		09.03	08.06	13.0460-7137.2	607137	PR 1334	23482 15,8 +	ATE
	1.4 16V	72		09.03	12.08	13.0470-7137.2	LD7137	PR 1334	23482 15,8 +	ATE

RENAULT MEGANE II Limousine 4-türig (LM_) (03-08)									
	1.5 dCi	60	09.03	12.08	13.0460-7137.2 13.0470-7137.2	607137 LD7137	PR 1334 PR 1334	23482 15,8 + 23482 15,8 +	ATE ATE
	1.5 dCi	63	05.05	12.08					
	1.5 dCi	74	02.04	03.06					
	1.5 dCi	76	01.07	12.08					
	1.5 dCi	78	05.05	12.08					
	1.6 16V	75	09.03	12.08					
	1.6 16V	77	05.05	12.08					
	1.6 16V	82	01.07	12.08					
	1.6 16V	83	09.03	12.08					
	1.9 dCi	66	09.03	12.05					
	1.9 dCi	68	03.04	12.08					
	1.9 dCi	81	05.05	12.08					
	1.9 dCi	88	09.03	12.08					
1.9 dCi	96	05.05	12.08						
2.0 16V	99	09.03	12.08						
2.0 dCi	110	09.05	12.08						
	1.4 16V	60	09.03	08.06	24.0108-0114.2	408114	mit Lager/ mit Sensorring 1)	240 8,0 7,0	
	1.4 16V	72	09.03	12.08					
	1.5 dCi	60	09.03	12.08					
	1.5 dCi	63	05.05	12.08					
	1.5 dCi	74	02.04	03.06					
	1.5 dCi	76	01.07	12.08					
	1.5 dCi	78	05.05	12.08					
	1.6 16V	75	09.03	12.08					
	1.6 16V	77	05.05	12.08					
	1.6 16V	82	01.07	12.08					
	1.6 16V	83	09.03	12.08					
	1.9 dCi	66	09.03	12.05					
	1.9 dCi	68	03.04	12.08					
1.9 dCi	81	05.05	12.08						
1.9 dCi	88	09.03	12.08						
1.9 dCi	96	05.05	12.08						
2.0 16V	99	09.03	12.08						
2.0 dCi	110	09.03	12.08						
	1.4 16V	60	09.03	12.05	24.0711-5152.3	360176	2	Radsensor L=810	
	1.4 16V	72	09.03	12.05					
	1.5 dCi	60	09.03	12.05					
	1.5 dCi	63	05.05	12.05					
	1.5 dCi	74	02.04	12.05					
	1.5 dCi	78	05.05	12.05					
	1.6 16V	75	09.03	12.05					
	1.6 16V	77	05.05	12.05					
	1.6 16V	83	09.03	12.05					
	1.9 dCi	66	09.03	12.05					
	1.9 dCi	68	03.04	12.05					
	1.9 dCi	81	05.05	12.05					
	1.9 dCi	88	09.03	12.05					
1.9 dCi	96	05.05	12.05						
2.0 16V	99	09.03	12.05						
2.0 dCi	110	09.05	12.05						
	1.4 16V	60	01.06	08.06	24.0711-5181.3	360237	2	Radsensor L=810	
	1.4 16V	72	01.06	12.08					
	1.5 dCi	60	01.06	12.08					
	1.5 dCi	63	01.06	12.08					
	1.5 dCi	74	01.06	03.06					
	1.5 dCi	76	01.07	12.08					
	1.5 dCi	78	01.06	12.08					
	1.6 16V	75	01.06	12.08					
	1.6 16V	77	01.06	12.08					
	1.6 16V	82	01.07	12.08					
	1.6 16V	83	01.06	12.08					
	1.9 dCi	68	01.06	12.08					
	1.9 dCi	81	01.06	12.08					
1.9 dCi	88	01.06	12.08						
1.9 dCi	96	01.06	12.08						
2.0 16V	99	01.06	12.08						
2.0 dCi	110	01.06	12.08						















RENAULT MEGANE II Coupe/Cabrio (EM_) (03-10)

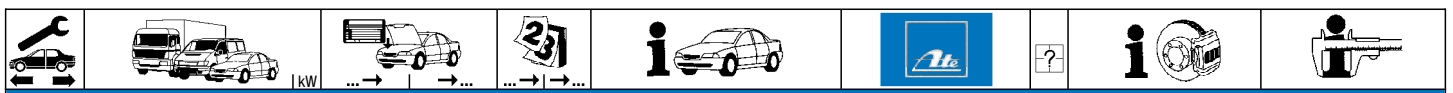
	1.5 dCi	63	05.05	09.05	13.0460-3815.2 13.0470-3815.2	603815 LD3815		23930 18,2 /Zub/S 23930 18,2 /Zub/S	BOS BOS
	1.6 16V	77	06.05	09.05					
	1.6 16V	83	09.03	09.05					
	1.9 dCi	81	05.05	09.05					
	1.9 dCi	88	09.03	09.05					
	1.9 dCi	96	05.05	09.05					
	2.0 16V	99	09.03	09.05					
	1.5 dCi	63	10.05	04.10	13.0460-7221.2 13.0470-7221.2	607221 LD7221		24535 18,3 + 24535 18,3 +	ATE ATE
	1.5 dCi	76	01.07	06.09					
	1.5 dCi	78	03.06	06.08					
	1.6 16V	77	10.05	04.10					
	1.6 16V	82	01.07	04.10					
	1.6 16V	83	10.05	04.10					
	1.9 dCi	81	10.05	04.10					
	1.9 dCi	85	01.06	04.10					
	1.9 dCi	88	10.05	04.10					
	1.9 dCi	96	10.05	02.07					
	2.0 16V	99	10.05	03.07					
	2.0 dCi	110	09.05	04.10					

1) with bearing/ with sensor ring / con supporto/+ anell.sens.ABS / avec palier de secours ABS / con apoyo/+ anillo sensor ABS

									
RENAULT MEGANE II Coupe/Cabrio (EM_) (03-10)									
	2.0 16V Turbo	120		05.04 04.10		13.0460-4805.2	604805	24162 15,2 BRE	
	1.5 dCi	63		05.05 04.10		24.0124-0158.1	424158	280 24,0 21,8 V L +S +B 280 24,0 21,8 V L +S +B PD	
	1.5 dCi	76		01.07 06.09		24.0324-0158.1	524158		
	1.5 dCi	78		03.06 06.08					
	1.6 16V	77		06.05 04.10					
	1.6 16V	82		01.07 04.10					
	1.6 16V	83		09.03 04.10					
	1.9 dCi	81		05.05 04.10					
	1.9 dCi	85		01.06 04.10					
	1.9 dCi	88		09.03 04.10					
	1.9 dCi	96		05.05 02.07					
	2.0 16V	99		09.03 03.07					
	2.0 dCi	110		09.05 04.10		24.0124-0223.1	424223		280 24,0 21,8 V L +S +B
2.0 16V Turbo	120		05.04 04.10		24.0128-0223.1	428223	313 28,0 26,0 V L +S +B		
	1.6 16V	83		09.03 01.05		24.0711-5151.3	360175	2 	Radsensor L=485
	1.9 dCi	88		09.03 01.05					
	2.0 16V	99		09.03 01.05					
	1.5 dCi	63		05.05 12.05		24.0711-5190.3	360177	2 	Radsensor L=720
	1.6 16V	77		06.05 12.05					
	1.6 16V	83		02.05 12.05					
	1.9 dCi	81		05.05 12.05					
	1.9 dCi	88		02.05 12.05					
	1.9 dCi	96		05.05 12.05					
	2.0 16V	99		02.05 12.05					
	2.0 dCi	110		09.05 12.05					
	1.5 dCi	63		01.06 04.10		24.0711-5180.3	360236	2 	Radsensor L=720
1.5 dCi	76		01.07 06.09						
1.5 dCi	78		03.06 06.08						
1.6 16V	77		01.06 04.10						
1.6 16V	82		01.07 04.10						
1.6 16V	83		01.06 04.10						
1.9 dCi	81		01.06 04.10						
1.9 dCi	85		01.06 04.10						
1.9 dCi	88		01.06 04.10						
1.9 dCi	96		01.06 02.07						
2.0 16V	99		01.06 03.07						
2.0 dCi	110		01.06 04.10						
2.0 16V Turbo	120		05.04 12.04		24.0711-5177.3	360117	2 	Radsensor L=779	
2.0 16V Turbo	120		01.05 04.10		24.0711-5199.3	360271	2 	Radsensor L=1081	
	1.5 dCi	63		05.05 04.07		13.0460-2845.2	602845	23554 16,4 /Zub/S LUC 23554 16,4 /Zub/S LUC Einbausatz LUC	
	1.5 dCi	76		01.07 04.07		13.0470-2845.2	LD2845		
	1.5 dCi	78		03.06 04.07		13.0460-0077.2	610077		
	1.6 16V	77		06.05 04.07					
	1.6 16V	82		01.07 04.07					
	1.6 16V	83		09.03 04.07					
	1.9 dCi	81		05.05 04.07					
	1.9 dCi	85		01.06 04.07					
	1.9 dCi	88		09.03 04.07					
	1.9 dCi	96		05.05 02.07					
	2.0 16V	99		09.03 03.07					
	2.0 16V Turbo	120		05.04 04.07					
2.0 dCi	110		09.05 04.07						
	1.5 dCi	63		05.05 04.10		24.0108-0114.2	408114	mit Lager/ mit Sensorring ¹⁾	240 8,0 7,0
	1.5 dCi	76		01.07 06.09					
	1.5 dCi	78		03.06 06.08					
	1.6 16V	77		06.05 04.10					
	1.6 16V	82		01.07 04.10					
	1.6 16V	83		09.03 04.10					
	1.9 dCi	81		05.05 04.10					
	1.9 dCi	85		01.06 04.10					
	1.9 dCi	88		09.03 04.10					
	1.9 dCi	96		05.05 02.07					
	2.0 16V	99		09.03 03.07					
	2.0 16V Turbo	120		05.04 04.10					
	1.5 dCi	63		05.05 12.05		24.0711-5152.3	360176	2 	Radsensor L=810
	1.6 16V	77		06.05 12.05					
	1.6 16V	83		09.03 12.05					
	1.9 dCi	81		05.05 12.05					
	1.9 dCi	88		09.03 12.05					
	1.9 dCi	96		05.05 12.05					
	2.0 16V	99		09.03 12.05					
	2.0 16V Turbo	120		05.04 12.05					
	2.0 dCi	110		09.05 12.05					
	1.5 dCi	63		01.06 04.10		24.0711-5181.3	360237	2 	
1.5 dCi	76		01.07 06.09						
1.5 dCi	78		03.06 06.08						
1.6 16V	77		01.06 04.10						
1.6 16V	82		01.07 04.10						
1.6 16V	83		01.06 04.10						
1.9 dCi	81		01.06 04.10						
1.9 dCi	85		01.06 04.10						
1.9 dCi	88		01.06 04.10						
1.9 dCi	96		01.06 02.07						

¹⁾ with bearing/ with sensor ring / con supporto/+ anell.sens.ABS / avec palier de secours ABS / con apoyo/+ anillo sensor ABS

RENAULT MEGANE II Coupe/Cabrio (EM_) (03-10)									
									
	2.0 16V	99		01.06	03.07	24.0711-5181.3	360237	2	Radsensor L=810
	2.0 16V Turbo	120		01.06	04.10				
	2.0 dCi	110		01.06	04.10				
RENAULT MEGANE II Grandtour (KM_) (03-08)									
	1.4 16V	72		09.03	09.05	13.0460-3815.2	603815		23930 18,2 /Zub/S BOS
	1.5 dCi	60		09.03	09.05	13.0470-3815.2	LD3815		23930 18,2 /Zub/S BOS
	1.5 dCi	63		05.05	09.05				
	1.5 dCi	74		02.04	09.05				
	1.5 dCi	78		05.05	09.05				
	1.6 16V	83		09.03	09.05				
	1.9 dCi	68		03.04	09.05				
	1.9 dCi	81		05.05	09.05				
	1.9 dCi	88		09.03	09.05				
	1.9 dCi	96		05.05	09.05				
	2.0 16V	99		09.03	09.05				
	1.4 16V	72		10.05	12.08	13.0460-7221.2	607221		24535 18,3 + ATE
	1.5 dCi	60		10.05	05.06	13.0470-7221.2	LD7221		24535 18,3 + ATE
	1.5 dCi	63		10.05	12.08				
	1.5 dCi	74		10.05	03.06				
	1.5 dCi	76		01.07	12.08				
	1.5 dCi	78		10.05	06.08				
	1.6 16V	82		01.07	12.08				
	1.6 16V	83		10.05	12.08				
	1.6 FlexFuel	77		02.08	12.08				
	1.9 dCi	68		10.05	02.07				
	1.9 dCi	81		10.05	12.08				
	1.9 dCi	88		10.05	12.08				
	1.9 dCi	96		10.05	02.07				
	2.0 16V	99		10.05	12.08				
	2.0 dCi	110		09.05	12.08				
	1.4 16V	72		09.03	12.08	24.0124-0158.1	424158		280 24,0 21,8 V L +S +B
	1.5 dCi	60		09.03	05.06	24.0324-0158.1	524158		280 24,0 21,8 V L +S +B PD
	1.5 dCi	63		05.05	12.08				
	1.5 dCi	74		02.04	03.06				
	1.5 dCi	76		01.07	12.08				
	1.5 dCi	78		05.05	06.08				
	1.6 16V	82		01.07	12.08				
	1.6 16V	83		09.03	12.08				
	1.6 FlexFuel	77		02.08	12.08				
	1.9 dCi	68		03.04	02.07				
	1.9 dCi	81		05.05	12.08				
	1.9 dCi	88		09.03	12.08				
	1.9 dCi	96		05.05	02.07				
	2.0 16V	99		09.03	12.08				
	2.0 dCi	110		09.05	12.08	24.0124-0223.1	424223		280 24,0 21,8 V L +S +B
	1.4 16V	72		09.03	01.05	24.0711-5151.3	360175	2	Radsensor L=485
	1.5 dCi	60		09.03	01.05				
	1.5 dCi	74		02.04	01.05				
	1.6 16V	83		09.03	01.05				
	1.9 dCi	68		03.04	01.05				
	1.9 dCi	88		09.03	01.05				
	2.0 16V	99		09.03	01.05				
	1.4 16V	72		02.05	12.05	24.0711-5190.3	360177	2	Radsensor L=720
	1.5 dCi	60		02.05	12.05				
	1.5 dCi	63		05.05	12.05				
	1.5 dCi	74		02.05	12.05				
	1.5 dCi	78		05.05	12.05				
	1.6 16V	83		02.05	12.05				
	1.9 dCi	68		02.05	12.05				
	1.9 dCi	81		05.05	12.05				
	1.9 dCi	88		02.05	12.05				
	1.9 dCi	96		05.05	12.05				
	2.0 16V	99		02.05	12.05				
	2.0 dCi	110		09.05	12.05				
	1.4 16V	72		01.06	12.08	24.0711-5180.3	360236	2	Radsensor L=720
	1.5 dCi	60		01.06	05.06				
	1.5 dCi	63		01.06	12.08				
	1.5 dCi	74		01.06	03.06				
	1.5 dCi	76		01.07	12.08				
	1.5 dCi	78		01.06	06.08				
	1.6 16V	82		01.07	12.08				
	1.6 16V	83		01.06	12.08				
	1.6 FlexFuel	77		02.08	12.08				
	1.9 dCi	68		01.06	02.07				
	1.9 dCi	81		01.06	12.08				
	1.9 dCi	88		01.06	12.08				
	1.9 dCi	96		01.06	02.07				
	2.0 16V	99		01.06	12.08				
	2.0 dCi	110		01.06	12.08				
	1.4 16V	72		09.03	04.07	13.0460-2845.2	602845		23554 16,4 /Zub/S LUC
	1.5 dCi	60		09.03	05.06	13.0470-2845.2	LD2845		23554 16,4 /Zub/S LUC
	1.5 dCi	63		05.05	04.07	13.0460-0077.2	610077		Einbausatz LUC
	1.5 dCi	74		02.04	03.06				
	1.5 dCi	76		01.07	04.07				
	1.5 dCi	78		05.05	04.07				



RENAULT MEGANE II Grandtour (KM_) (03-08)

	1.6 16V 1.6 16V 1.9 dCi 1.9 dCi 1.9 dCi 1.9 dCi 2.0 16V 2.0 dCi	82 83 68 81 88 96 99 110		01.07 09.03 03.04 05.05 09.03 05.05 09.03 09.05	04.07 04.07 02.07 04.07 04.07 02.07 04.07 04.07		13.0460-2845.2 13.0470-2845.2 13.0460-0077.2	602845 LD2845 610077			23554 16,4 /Zub/S 23554 16,4 /Zub/S Einbausatz	LUC LUC LUC
	1.4 16V 1.5 dCi 1.5 dCi 1.5 dCi 1.5 dCi 1.5 dCi 1.6 16V 1.6 16V 1.6 FlexFuel 1.9 dCi 1.9 dCi 1.9 dCi 1.9 dCi 2.0 16V	72 60 63 74 76 78 82 83 77 68 81 88 96 99		09.03 09.03 05.05 02.04 01.07 05.05 01.07 09.03 02.08 03.04 05.05 09.03 05.05 09.03	12.08 05.06 12.08 03.06 12.08 06.08 12.08 12.08 12.08 02.07 12.08 12.08 02.07 12.08		24.0110-0325.2	410325		mit Lager/ mit Sensorring ¹⁾	270 10,0 9,0	
	1.4 16V 1.5 dCi 1.5 dCi 1.5 dCi 1.5 dCi 1.6 16V 1.9 dCi 1.9 dCi 1.9 dCi 1.9 dCi 2.0 16V 2.0 dCi	72 60 63 74 78 83 68 81 88 96 99 110		09.03 09.03 05.05 02.04 05.05 09.03 03.04 05.05 09.03 05.05 09.03 09.05	12.05 12.05 12.05 12.05 12.05 12.05 12.05 12.05 12.05 12.05 12.05 12.05		24.0711-5152.3	360176	2		Radsensor L=810	
	1.4 16V 1.5 dCi 1.5 dCi 1.5 dCi 1.5 dCi 1.6 16V 1.6 16V 1.6 FlexFuel 1.9 dCi 1.9 dCi 1.9 dCi 1.9 dCi 2.0 16V 2.0 dCi	72 60 63 74 76 78 82 83 77 68 81 88 96 99 110		01.06 01.06 01.06 01.06 01.07 01.06 01.06 02.08 01.06 01.06 01.06 01.06 01.06 01.06	12.08 05.06 12.08 03.06 12.08 06.08 12.08 12.08 12.08 02.07 12.08 12.08 02.07 12.08		24.0711-5181.3	360237	2		Radsensor L=810	

RENAULT MEGANE III Schrägheck (BZO_) (08-)

	1.2 TCe 1.2 TCe 1.4 1.5 dCi 1.5 dCi 1.5 dCi 1.5 dCi 1.5 dCi 1.6 1.6 1.6 16V Bifuel 1.9 dCi	85 97 96 63 66 78 81 96 74 81 81 96		03.12 01.13 04.09 12.09 11.08 02.09 02.09 11.08 11.08 11.08 11.08 11.08			13.0460-7266.2 13.0470-7266.2	607266 LD7266			24538 17,9 + 24538 17,9 +	ATE ATE
	2.0 2.0 dCi 2.0 dCi 2.0 dCi 2.0 TCe 2.0 TCe	103 110 118 120 132 140		02.09 10.10 04.09 07.12 11.08 06.12			13.0460-7249.2 13.0470-7249.2	607249 LD7249			24709 18,6 + 24709 18,6 +	ATE ATE
	1.2 TCe 1.2 TCe 1.4 1.5 dCi 1.5 dCi 1.5 dCi 1.5 dCi 1.5 dCi 1.6 1.6 1.6 16V Bifuel 1.9 dCi	85 97 96 63 66 78 81 96 74 81 81 96		03.12 01.13 04.09 12.09 11.08 02.09 02.09 11.08 11.08 11.08 11.08 11.08			24.0124-0221.1	424221			280 24,0 21,8 V L +S +B	
	2.0 2.0 dCi 2.0 dCi 2.0 dCi 2.0 TCe 2.0 TCe	103 110 118 120 132 140		02.09 10.10 04.09 07.12 11.08 06.12			24.0126-0158.1	426158			296 26,0 23,4 V L +S +B	

¹⁾ with bearing/ with sensor ring / con supporto/+ anell.sens.ABS / avec palier de secours ABS / con apoyo/+ anillo sensor ABS





RENAULT MEGANE III Schrägheck (BZO_) (08-)

	1.2 TCe	85	03.12	13.0460-2740.2 13.0470-2740.2	602740 LD2740	- elektrische Feststellbremse 1) - elektrische Feststellbremse 1)	23554 17,2 /Zub/S 23554 17,2 /Zub/S	LUC LUC
	1.2 TCe	97	01.13					
	1.4	96	04.09					
	1.5 dCi	63	12.09					
	1.5 dCi	66	11.08					
	1.5 dCi	78	02.09					
	1.5 dCi	81	02.09					
	1.5 dCi	96	11.08					
	1.6	74	11.08					
	1.6	81	11.08					
	1.6 16V Bifuel	81	11.08					
	1.9 dCi	96	11.08					
	2.0	103	02.09					
	2.0 dCi	110	10.10					
	2.0 dCi	118	04.09					
2.0 TCe	132	11.08						
2.0 TCe	140	06.12						

RENAULT MEGANE III CC (EZO_) (10-)

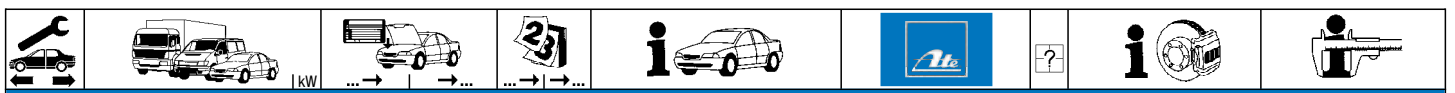
	1.2 TCe	97	04.13	13.0460-7266.2 13.0470-7266.2	607266 LD7266		24538 17,9 + 24538 17,9 +	ATE ATE
	1.4 16V	96	06.10					
	1.5 dCi	78	06.10					
	1.5 dCi	81	06.10					
	1.6 16V	81	06.10					
	1.6 16V Bio-Petrol	81	06.10					
	1.6 dCi	96	04.11					
	1.9 dCi	96	06.10					
	2.0 16V	103	06.10					
	2.0 dCi	118	06.10					
2.0 TCe	132	06.10						
	1.2 TCe	97	04.13	24.0124-0221.1	424221		280 24,0 21,8 V L +S +B	
	1.4 16V	96	06.10					
	1.5 dCi	78	06.10					
	1.5 dCi	81	06.10					
	1.6 16V	81	06.10					
	1.6 16V Bio-Petrol	81	06.10					
	1.6 dCi	96	04.11					
	1.9 dCi	96	06.10					
	2.0 16V	103	06.10					
	2.0 dCi	118	06.10					
2.0 TCe	132	06.10						
	1.2 TCe	97	04.13	13.0460-2740.2 13.0470-2740.2	602740 LD2740	- elektrische Feststellbremse 1) - elektrische Feststellbremse 1) - elektrische Feststellbremse 1) - elektrische Feststellbremse 1) - elektrische Feststellbremse 1) - elektrische Feststellbremse 1) - elektrische Feststellbremse 1) - elektrische Feststellbremse 1) - elektrische Feststellbremse 1) - elektrische Feststellbremse 1)	23554 17,2 /Zub/S 23554 17,2 /Zub/S	LUC LUC
	1.4 16V	96	06.10					
	1.5 dCi	78	06.10					
	1.5 dCi	81	06.10					
	1.6 16V	81	06.10					
	1.6 16V Bio-Petrol	81	06.10					
	1.9 dCi	96	06.10					
	2.0 16V	103	06.10					
	2.0 dCi	118	06.10					
	2.0 TCe	132	06.10					

RENAULT MEGANE III Coupe (DZO_) (08-)

	1.2 TCe	85	03.12	13.0460-7266.2 13.0470-7266.2	607266 LD7266		24538 17,9 + 24538 17,9 +	ATE ATE
	1.2 TCe	97	01.13					
	1.4 16V	96	04.09					
	1.5 dCi	63	11.08					
	1.5 dCi	66	11.08					
	1.5 dCi	78	11.08					
	1.5 dCi	81	02.09					
	1.6 16V	74	11.08					
	1.6 16V	81	11.08					
	1.6 16V Bifuel	81	11.08					
	1.9 dCi	96	11.08					
	2.0 16V	103	05.09					
	2.0 dCi	110	04.09					
	2.0 dCi	118	04.09					
	2.0 dCi	120	07.12					
2.0 TCe	132	11.08						
2.0 TCe	140	06.12						
	2.0 R.S. TCe 265	195	08.11	13.0460-4804.2	604804		23092 15,6	BRE
	2.0 TCe 250	184	05.09					
	1.2 TCe	85	03.12					
	1.2 TCe	97	01.13					
	1.4 16V	96	04.09					
	1.5 dCi	63	11.08					
	1.5 dCi	66	11.08					
	1.5 dCi	78	11.08					
	1.5 dCi	81	02.09					
	1.6 16V	74	11.08					
	1.6 16V	81	11.08					
	1.6 16V Bifuel	81	11.08					
	1.9 dCi	96	11.08					
	2.0 16V	103	05.09					
	2.0 dCi	110	04.09					
2.0 dCi	118	04.09						

1) - electric parking brake / - freno a mano elettrico / - frein à main électrique / - freno de mano eléctrico





RENAULT MEGANE III Coupe (DZO_) (08-)

	2.0 dCi	120	07.12	24.0126-0158.1	426158		296 26,0 23,4 V L +S +B
	2.0 TCe	132	11.08				
	2.0 TCe	140	06.12				
	1.2 TCe	85	03.12	13.0460-2740.2	602740	- elektrische Feststellbremse ¹⁾	23554 17,2 /Zub/S LUC
	1.2 TCe	97	01.13	13.0470-2740.2	LD2740	- elektrische Feststellbremse ¹⁾	23554 17,2 /Zub/S LUC
	1.4 16V	96	04.09				
	1.5 dCi	63	11.08				
	1.5 dCi	66	11.08				
	1.5 dCi	78	11.08				
	1.5 dCi	81	02.09				
	1.6 16V	74	11.08				
	1.6 16V	81	11.08				
	1.6 16V Bifuel	81	11.08				
	1.9 dCi	96	11.08				
	2.0 16V	103	05.09				
	2.0 dCi	110	04.09				
	2.0 dCi	118	04.09				
	2.0 TCe	132	11.08				
	2.0 R.S. TCe 265	195	08.11	13.0460-2753.2	602753	- elektrische Feststellbremse ¹⁾	23554 16,0 /Zub/S LUC
	2.0 TCe 250	184	05.09				

RENAULT MEGANE III Grandtour (KZ_) (08-)

	1.2 TCe	85	03.12	13.0460-7266.2	607266		24538 17,9 + ATE
	1.2 TCe	97	01.13	13.0470-7266.2	LD7266		24538 17,9 + ATE
	1.4 16V	96	05.09				
	1.5 dCi	63	08.09				
	1.5 dCi	66	05.09				
	1.5 dCi	78	05.09				
	1.5 dCi	81	02.09				
	1.6 16V	74	05.09				
	1.6 16V	81	05.09				
	1.6 16V Bifuel	81	11.08				
	1.9 dCi	96	05.09				
	2.0 16V	103	05.09				
	2.0 dCi	110	08.09	13.0460-7249.2	607249		24709 18,6 + ATE
	2.0 dCi	118	04.09	13.0470-7249.2	LD7249		24709 18,6 + ATE
	2.0 dCi	120	07.12				
	2.0 TCe	132	05.09				
	2.0 TCe	140	09.12				
	2.0 TCe	162	09.12				
	1.2 TCe	85	03.12	24.0124-0221.1	424221		280 24,0 21,8 V L +S +B
	1.2 TCe	97	01.13				
	1.4 16V	96	05.09				
	1.5 dCi	63	08.09				
	1.5 dCi	66	05.09				
	1.5 dCi	78	05.09				
	1.5 dCi	81	02.09				
	1.6 16V	74	05.09				
	1.6 16V	81	05.09				
	1.6 16V Bifuel	81	11.08				
	1.9 dCi	96	05.09				
	2.0 16V	103	05.09				
	2.0 dCi	110	08.09	24.0126-0158.1	426158		296 26,0 23,4 V L +S +B
	2.0 dCi	118	04.09				
	2.0 dCi	120	07.12				
	2.0 TCe	132	05.09				
	2.0 TCe	140	09.12				
	2.0 TCe	162	09.12				
	1.2 TCe	85	03.12	13.0460-2740.2	602740	- elektrische Feststellbremse ¹⁾	23554 17,2 /Zub/S LUC
	1.2 TCe	97	01.13	13.0470-2740.2	LD2740	- elektrische Feststellbremse ¹⁾	23554 17,2 /Zub/S LUC
	1.4 16V	96	05.09				
	1.5 dCi	63	08.09				
	1.5 dCi	66	05.09				
	1.5 dCi	78	05.09				
	1.5 dCi	81	02.09				
	1.6 16V	74	05.09				
	1.6 16V	81	05.09				
	1.6 16V Bifuel	81	11.08				
	1.9 dCi	96	05.09				
	2.0 16V	103	05.09				
	2.0 dCi	110	08.09				
	2.0 dCi	118	04.09				
	2.0 TCe	132	05.09				
	2.0 TCe	140	09.12				
	2.0 TCe	162	09.12				

RENAULT MEGANE SCENIC (JA_) (96-99)




















	1.4 i	51	11.96 09.98	13.0460-2834.2	602834		21463 18,2 /WK/S LUC
	1.6 e	66	11.96 09.98 + Schaltgetriebe ²⁾				
	1.6 i	55	11.96 09.98				
	1.4 i	51	10.98 09.99	13.0460-2983.2	602983		21388 18,0 +/WK/S LUC
	1.6 16V	79	04.98 03.99				
	1.6 e	66	11.96 12.98 + Automatikgetriebe ³⁾				
	1.6 e	66	10.98 12.98 + Schaltgetriebe ²⁾				
	1.6 i	55	10.98 09.99				
	1.9 D (FA0J)	47	11.96 09.98				

¹⁾ - electric parking brake / - freno a mano elettrico / - frein à main électrique / - freno de mano eléctrico

²⁾ + manual transmission / + scatola cambio velocità / + transmission mécanique / + cambio de velocidad

³⁾ + autom.transmission / + scatola cambio automatico / + transmission automatique / + cambio automático











									
RENAULT MEGANE SCENIC (JA_) (96-99)									
	1.9 D (FA0Y)	47		11.96	09.99	13.0460-2983.2	602983		21388 18,0 +WK/S LUC
	1.9 D (JA0Y)	47		11.96	09.99				
	1.9 dT	66		11.96	12.97				
	1.9 dTi (FA0N)	72		03.98	09.99				
	1.9 dTi (JA0N)	72		04.97	09.98				
	2.0 i	84		11.96	09.99				
	1.6 16V	79		04.99	09.99	13.0460-2895.2	602895		23172 18,0 /WE/Zub/S LUC
	1.6 e	66		01.99	09.99	13.0460-0262.2	610262		Einbausatz LUC
	1.6 e	66		01.99	09.99				
	1.9 D (FA0J)	47		10.98	09.99				
1.9 D (JA0J)	47		11.96	09.99					
1.9 dTi (JA0N)	72		10.98	09.99					
	1.4 i	51		11.96	09.98	24.0121-0106.1	421106		259 20,6 17,7 V +S +B
	1.6 e	66		11.96	09.98				
	1.6 i	55		11.96	09.98				
	1.6 16V	79		04.98	09.98	24.0122-0148.1	422148		262 22,0 19,8 V L +S +B
	1.6 e	66		11.96	09.98				
	1.9 D (FA0J)	47		11.96	09.98				
	1.9 D (JA0J)	47		11.96	09.98				
	1.9 D (FA0Y)	47		11.96	09.98				
	1.9 D (JA0Y)	47		11.96	09.99				
	1.9 dT	66		11.96	12.97				
1.9 dTi (FA0N)	72		03.98	09.98					
1.9 dTi (JA0N)	72		04.97	09.98					
2.0 i	84		11.96	09.98					
	1.4 i	51		10.98	09.99	24.0124-0158.1	424158		280 24,0 21,8 V L +S +B
	1.6 16V	79		10.98	09.99	24.0324-0158.1	524158		280 24,0 21,8 V L +S +B PD
	1.6 e	66		10.98	09.99				
	1.6 i	55		10.98	09.99				
	1.9 D (FA0J)	47		10.98	09.99				
	1.9 D (JA0J)	47		10.98	09.99				
	1.9 D (FA0Y)	47		10.98	09.99				
	1.9 dTi (FA0N)	72		10.98	09.99				
	1.9 dTi (JA0N)	72		10.98	09.99				
	2.0 i	84		10.98	09.99				
	1.4 i	51		11.96	09.99	24.0713-1109.1	360145	2	Radsensor L=625
	1.6 16V	79		04.98	09.99				
	1.6 e	66		07.98	09.99				
	1.6 e	66		11.96	09.99				
	1.6 i	55		11.96	09.99				
	1.9 D (F/JA0J)	47		07.98	09.99				
	1.9 D (FA0Y)	47		07.98	09.99				
	1.9 dTi (F/JA0N)	72		07.98	09.99				
	2.0 i	84		07.98	09.99				
	1.6 e	66		11.96	06.98	24.0751-1101.1	360166		Radsensor L=645
1.9 D (F/JA0J)	47		11.96	06.98	24.0751-1102.1	360167		Radsensor L=645	
1.9 D (FA0Y)	47		11.96	06.98					
1.9 D (JA0Y)	47		11.96	09.99					
1.9 dT	66		11.96	12.97					
1.9 dTi (F/JA0N)	72		04.97	06.98					
	1.6 16V	79		04.98	09.99	13.0460-2845.2	602845		23554 16,4 /Zub/S LUC
	1.9 dTi (JA0N)	72		04.97	09.99	13.0470-2845.2	LD2845		23554 16,4 /Zub/S LUC
						13.0460-0077.2	610077		Einbausatz LUC
	1.6 16V	79		04.98	09.99	24.0111-0166.2	411166		mit Lager/ mit Sensorring ³⁾
	1.9 dTi (JA0N)	72		04.97	09.99				274 10,9 9,5
	1.4 i	51		11.96	09.99	24.0721-1943.1	360153		Radsensor L=615
	1.6 16V	79		04.98	09.99				
	1.6 e	66		11.96	09.99				
	1.6 i	55		11.96	09.99				
	1.9 D	47		11.96	09.99				
	1.9 dT	66		11.96	12.97				
	1.9 dTi (F/JA0N)	72		04.97	09.99				
2.0 i	84		11.96	09.99					
	1.4 i	51		11.96	09.99	03.0137-0336.2	650336		229 x 42 HEB LUC
	1.6 16V	79		04.98	09.99	03.0137-9220.2	669220		Einbausatz LUC
	1.6 e	66		11.96	09.99				
	1.6 i	55		11.96	09.99				
	1.9 D (F/JA0J)	47		11.96	09.99				
	1.9 dT	66		11.96	09.99				
	1.9 dTi (F/JA0N)	72		04.97	09.99				
2.0 i	84		11.96	09.99					
	1.4 i	51		11.96	09.99	24.0222-8019.2	480087		229/229,5 x 52,5
	1.6 16V	79		04.98	09.99				
	1.6 e	66		11.96	09.99				
	1.6 i	55		11.96	09.99				
	1.9 D (F/JA0J)	47		11.96	09.99				
	1.9 dT	66		11.96	09.99				
	1.9 dTi (F/JA0N)	72		04.97	09.99				
2.0 i	84		11.96	09.99					
	1.4 i	51		11.96	09.99	03.0520-5520.3	695520		20,64/229x42 TopKit LUC
	1.6 16V	79		04.98	09.99				
	1.6 e	66		11.96	09.99				
	1.9 D (F/JA0J)	47		11.96	09.99				

1) + autom.transmission / + scatola cambio automatico / + transmission automatique / + cambio automático

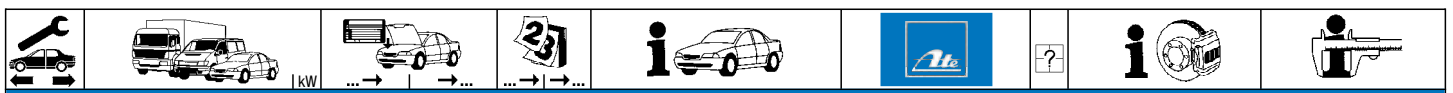
2) + manual transmission / + scatola cambio velocità / + transmission mécanique / + cambio de velocidad

3) with bearing/ with sensor ring / con supporto/+ anell.sens.ABS / avec palier de secours ABS / con apoyo/+ anillo sensor ABS

RENAULT MEGANE SCENIC (JA_) (96-99)										
	1.9 dT 1.9 dTi (F/JAON) 2.0 i	66 72 84		11.96 04.97 11.96	09.99 09.99 09.99	- ABS	03.0520-5520.3	695520		20,64/229x42 TopKit LUC
RENAULT MODUS/GRAND MODUS (JPO_) (04-13)										
	1.2 1.2 1.2 16V 1.2 16V 1.2 16V 1.2 16V Hi-Flex 1.4 16V 1.5 dCi 1.5 dCi 1.5 dCi 1.5 dCi 1.5 dCi 1.5 dCi 1.5 dCi 1.5 dCi 75 1.5 dCi 90 1.6 16V 1.6 16V	58 76 48 55 74 55 72 48 50 60 63 76 78 55 65 65 82		12.04 04.11 05.05 08.04 05.07 10.08 08.04 12.04 08.04 09.04 08.04 05.07 05.05 10.10 10.10 08.04 08.04	06.13 06.13 06.13 06.13 06.13 06.13 06.13 06.13 06.13 06.13 06.13 06.13 06.13 06.13 06.13 06.13 06.13		13.0460-2709.2 13.0470-2709.2	602709 LD2709		23973 17,4 /Zub/S LUC 23973 17,4 /Zub/S LUC
	1.2 1.2 1.2 16V 1.2 16V 1.2 16V 1.2 16V Hi-Flex 1.4 16V 1.5 dCi 1.5 dCi 1.5 dCi 1.5 dCi 1.5 dCi 1.5 dCi 1.5 dCi 1.5 dCi 75 1.5 dCi 90 1.6 16V 1.6 16V	58 76 48 55 74 55 72 48 50 60 63 76 78 55 65 65 82		12.04 04.11 05.05 08.04 05.07 10.08 08.04 12.04 08.04 09.04 08.04 05.07 05.05 10.10 10.10 08.04 08.04	06.13 06.13 06.13 06.13 06.13 06.13 06.13 06.13 06.13 06.13 06.13 06.13 06.13 06.13 06.13 06.13 06.13		24.0122-0216.1	422216		260 22,0 19,8 V L +S +B
	1.2 1.2 16V 1.2 16V 1.2 16V 1.2 16V Hi-Flex 1.4 16V 1.5 dCi 1.5 dCi 1.5 dCi 1.5 dCi 1.5 dCi 1.5 dCi 1.5 dCi 1.5 dCi 75 1.5 dCi 90 1.6 16V 1.6 16V	76 48 55 74 55 72 50 60 63 76 78 55 65 65 82		04.11 05.05 08.04 05.07 10.08 08.04 08.04 09.04 08.04 05.07 05.05 10.10 10.10 08.04 08.04	06.13 06.13 + ESP 06.13 + ESP 06.13 + ESP 06.13 + ESP 06.13 06.13 + ESP 06.13 + ESP 06.13 06.13 06.13 06.13 06.13 06.13 06.13 06.13		13.0460-2845.2 13.0470-2845.2	602845 LD2845		23554 16,4 /Zub/S LUC 23554 16,4 /Zub/S LUC
	1.2 16V 1.2 16V 1.2 16V 1.2 16V Hi-Flex 1.4 16V 1.5 dCi 1.5 dCi 1.5 dCi 1.5 dCi 1.5 dCi 1.5 dCi 1.5 dCi 1.5 dCi 75 1.5 dCi 90 1.6 16V 1.6 16V	48 55 74 55 72 50 60 63 76 78 65 65 82		05.05 08.04 05.07 10.08 08.04 08.04 09.04 08.04 05.07 05.05 08.04 08.04	06.13 + ESP 06.13 + ESP 06.13 + ESP 06.13 + ESP 06.13 06.13 + ESP 06.13 + ESP 06.13 06.13 06.13 06.13 06.13 06.13 06.13 06.13		24.0108-0114.2	408114	mit Lager/ mit Sensorring ¹⁾	240 8,0 7,0
	1.2 16V 1.2 16V 1.2 16V Hi-Flex 1.5 dCi 1.5 dCi 1.5 dCi	48 55 55 50 60 63		05.05 08.04 10.08 08.04 09.05 12.04	06.13 - ESP 06.13 - ESP 06.13 - ESP 06.13 - ESP 06.13 - ESP 06.13 - ESP		03.0137-0454.2 03.0137-9280.2	650454 669280		203 x 38 HEB Einbausatz
	1.2 16V 1.2 16V 1.2 16V Hi-Flex 1.5 dCi 1.5 dCi 1.5 dCi	48 55 55 50 60 63		05.05 08.04 10.08 08.04 09.05 12.04	06.13 - ESP 06.13 - ESP 06.13 - ESP 06.13 - ESP 06.13 - ESP 06.13 - ESP		24.0220-3033.1	480195	ohne Sensorring ²⁾	203/204,5 x 50,5
	1.2 16V 1.2 16V 1.2 16V Hi-Flex 1.5 dCi 1.5 dCi 1.5 dCi	48 55 55 50 60 63		05.05 08.04 10.08 08.04 09.05 12.04	06.13 - ESP 06.13 - ESP 06.13 - ESP 06.13 - ESP 06.13 - ESP 06.13 - ESP		03.0520-6419.3	696419		19,05/203x38 TopKit AP

¹⁾ with bearing/ with sensor ring / con supporto/+ anell.sens.ABS / avec palier de secours ABS / con apoyo/+ anillo sensor ABS

²⁾ without sensor ring / senza sensori / sans secours ABS / sin anillo sensor ABS



RENAULT R19 (3/5-türig) (B53/C53/S53_) (88-95)

	1.2	40	09.88	12.95	13.0460-3911.2	603911	20905 18,0 +/WK 21463 18,2 /WK/S Einbausatz	BDX LUC BDX	
	1.4	43	09.88	12.95	13.0460-2834.2	602834			
	1.4 (B/C535)	55	09.94	12.95	13.0460-0411.2	610411			
	1.7 (B/C536/E)		09.88	12.95					
	1.9 D (B/C/S531)	47	05.92	12.95					
	1.9 D (B/C534/J)	47	09.88	12.95	- ABS				
	1.9 D (B/C534/J)	47	10.91	12.95	+ ABS				
	1.9 D (S534/J)	47	09.88	12.95					
	1.4 (B/C53A)	59	09.90	12.95	13.0460-3911.2	603911			
	1.7 (B/C53B)	54	09.88	12.95	13.0460-0411.2	610411			
	1.4 (B/C53A)	59	09.90	12.95	- ABS	13.0460-2834.2	602834	21463 18,2 /WK/S LUC	
	1.4 (B/C53A)	59	09.90	12.94	+ ABS/ + Automatikgetriebe ¹⁾				
	1.4 (B/C53A)	59	09.90	12.95	+ Schaltgetriebe ²⁾				
	1.7 (B/C53B)	54	09.88	12.95	- ABS				
	1.7 (B/C53B)	54	09.88	12.94	+ ABS/ + Automatikgetriebe ¹⁾				
	1.7 (B/C53B)	54	09.88	12.95	+ Schaltgetriebe ²⁾				
	1.7 (B/C53M)	54	09.88	12.95					
	1.4 (B/C53A)	59	01.95	12.95	+ ABS/ + Automatikgetriebe ¹⁾	13.0460-2834.2	602834		
	1.7 (B/C533)	54	09.88	12.95					
	1.7 (B/C53B)	54	01.95	12.95	+ ABS/ + Automatikgetriebe ¹⁾				
	1.7 (B/C53C/F)	54	09.88	12.95			21463 18,2 /WK/S LUC		
	1.8	65	05.92	12.95					
	1.8	66	09.94	12.95					
	1.8 (B/C538)		10.91	12.95					
	1.8 16V	99	09.88	12.95					
	1.9 D (B/C534/J)	47	09.88	09.91	+ ABS				
	1.9 dT	66	09.90	12.95					
	1.9 dT (B/C53T)	66	05.92	12.95					
		1.2	40	09.88	12.95	24.0112-0116.1		412116	238 12,0 10,5 +S +B
		1.4	43	09.88	12.95				
1.4 (B/C535)		55	09.94	12.95					
1.4 (B/C53A)		59	09.90	12.95	- ABS/ + Automatikgetriebe ³⁾				
1.4 (B/C53A)		59	09.90	12.94	+ ABS/ + Automatikgetriebe ¹⁾				
1.4 (B/C53A)		59	09.90	12.95	+ Schaltgetriebe ²⁾				
1.7 (B/C536/E)			09.88	12.95					
1.7 (B/C53B)		54	09.88	12.95	- ABS/ + Automatikgetriebe ³⁾				
1.7 (B/C53B)		54	09.88	12.94	+ ABS/ + Automatikgetriebe ¹⁾				
1.7 (B/C53B)		54	09.88	12.95	+ ABS/ + Schaltgetriebe ⁴⁾				
	1.9 D (B/C/S531)	47	05.92	12.95			238 20,1 17,7 V +S +B		
	1.9 D (B/C534/J)	47	09.88	12.95	- ABS				
	1.9 D (B/C534/J)	47	10.91	12.95	+ ABS				
	1.9 D (S534/J)	47	09.88	12.95					
	1.7 (B/C533)	54	09.88	12.95	- ABS/ + Automatikgetriebe ³⁾	24.0120-0125.1		420125	
	1.7 (B/C533)	54	09.88	12.94	+ ABS/ + Automatikgetriebe ¹⁾				
	1.7 (B/C533)	54	09.88	12.95	+ Schaltgetriebe ²⁾				
	1.7 (B/C53C)	66	09.88	12.95	- ABS/ + Automatikgetriebe ³⁾				
	1.7 (B/C53C)	66	09.88	12.94	+ ABS/ + Automatikgetriebe ¹⁾				
	1.7 (B/C53C)	66	09.88	12.95	+ Schaltgetriebe ²⁾				
	1.7 (B/C53F)	66	09.90	12.95			259 20,6 17,7 V +S +B		
	1.7 (B/C53M)	54	09.88	12.95					
	1.8 (353/535F)	79	09.94	12.94	+ ABS				
	1.8 (353/535F)	66	09.94	12.95	- ABS				
	1.8 (B/C53V)	66	09.94	12.95	- ABS				
	1.8 (B/C53V)	66	09.94	12.94	+ ABS				
	1.8 (B/C53Y)	65	05.92	12.95	+ Schaltgetriebe ²⁾				
	1.8 4x4 (B/C53Y)	65	05.92	12.95	- ABS				
	1.8 4x4 (B/C53Y)	65	05.92	12.94	+ ABS				
	1.9 D (B/C534/J)	47	09.88	09.91	+ ABS				
	1.9 dT (B/C53K)	66	09.90	12.95	- ABS		21597 11,0 +/S BDX		
	1.9 dT (B/C53K)	66	09.90	12.94	+ ABS				
	1.9 dT (B/C53T)	66	05.92	12.95	- ABS				
	1.9 dT (B/C53T)	66	05.92	12.94	+ ABS				
	1.9 dT (S53K)	66	04.91	12.95					
	1.4 (B/C53A)	59	01.95	12.95	+ ABS/ + Automatikgetriebe ¹⁾	24.0121-0106.1		421106	
	1.7 (B/C533)	54	01.95	12.95	+ ABS/ + Automatikgetriebe ¹⁾				
	1.7 (B/C53C)	66	01.95	12.95	+ ABS/ + Automatikgetriebe ¹⁾				
	1.8 (353/535F)	66	01.95	12.95	+ ABS				
	1.8 (353A/C/D)	66	09.94	12.95					
1.8 (553A/C/D/H)	66	09.94	12.95						
	1.8 (B/C/538)	66	10.91	12.95			21597 11,0 +/S BDX		
	1.8 (B/C/53V)	66	01.95	12.95	+ ABS				
	1.8 16V	99	09.88	12.95					
	1.8 4x4 (B/C53Y)	65	01.95	12.95	+ ABS				
	1.9 dT (B/C53K)	66	01.95	12.95	+ ABS				
	1.9 dT (B/C53T)	66	01.95	12.95	+ ABS				
	1.4 (B/C535)	55	09.94	12.95	+ ABS	13.0460-3822.2		603822	
	1.7	54	09.88	12.95	+ ABS				
	1.7	66	09.88	12.95	+ ABS				
	1.8	65	05.92	12.95	+ ABS				
1.8	66	09.94	12.95	+ ABS					
1.8	79	09.94	12.95	+ ABS					
1.8	81	10.91	12.95	+ ABS					
1.8 16V	99	09.88	12.95						
1.9 D	47	09.88	12.95	+ ABS					
1.9 dT	66	09.90	12.95	+ ABS					

¹⁾ + ABS/ + autom.transmission / + ABS/ + scatola cambio autom. / + ABS/ + transmission automatique / + ABS/ + cambio automático

²⁾ + manual transmission / + scatola cambio velocità / + transmission mécanique / + cambio de velocidad

³⁾ - ABS/ + autom.transmission / - ABS/ + scatola cambio autom. / - ABS/ + transmission automatique / - ABS/ + cambio automático

⁴⁾ + ABS/ + manual transm. / + ABS/+ scatola camb.velocità / + ABS/ + transmission mécanique / + ABS/ + cambio de velocidad

RENAULT R19 (3/5-türig) (B53/C53/S53_) (88-95)																	
	1.4 (B/C535)	55	09.94	12.95	+ ABS	24.0108-0108.1	408108		238 8,0 7,0 +B								
	1.7 (B/C533)	54	09.88	12.95	+ ABS												
	1.7 (B/C53F)		06.89	12.95	+ ABS												
	1.7 (B/C53M)	54	09.88	12.95	+ ABS												
	1.7 (C53C/F)		09.88	12.95	+ ABS												
	1.8	79	09.94	12.95	+ ABS												
	1.8	81	10.91	12.95	+ ABS												
	1.8 (353/553F)	66	11.94	12.95	+ ABS												
	1.8 (B/C53V)	66	09.94	12.95	+ ABS												
	1.8 (B/C53Y)	65	05.92	12.95	+ ABS												
	1.8 (B553A/C/D)	66	09.94	12.95	+ ABS												
	1.8 (C353A/C/D)	66	09.94	12.95	+ ABS												
	1.8 16V (B/C539)	99	09.88	12.95													
	1.8 16V (B/C53D)	99	06.89	12.95													
	1.8 16V (B/C53D)	99	05.93	12.95	+ Klimaanlage 1)												
	1.9 D (B/C534)	47	09.88	12.95	+ ABS												
	1.9 D (B/C531/J)	47	09.90	12.95	+ ABS												
1.9 dT (B/C53K)	66	09.90	12.95	+ ABS													
1.9 dT (B/C53T)	66	05.92	12.95	+ ABS													
	1.2	40	09.88	12.95		03.0137-0209.2	650209	180 x 42	BDX								
	1.4	43	09.88	12.95													
	1.4	59	09.94	12.95	- ABS												
	1.4 (B/C535)	55	09.94	12.95	- ABS												
	1.7	54	09.88	12.95	- ABS												
	1.7 (B/C53C/F)		09.88	12.95	- ABS												
	1.8	65	05.92	12.95	- ABS												
	1.8 (353/535/A/F)	66	09.94	12.95	- ABS												
	1.8 (B/C53V)	66	09.94	12.95	- ABS												
	1.9 D (B/C534/I/J)	47	09.88	12.95	- ABS												
	1.9 D (S534/I/J)	47	09.88	12.95													
	1.9 dT (B/C53K)	66	09.90	04.92	- ABS												
	1.9 dT (S53K)	66	04.91	12.95													
	1.7 (B/C53F)		09.90	12.95	- ABS					03.0137-0211.2	650211	203 x 39	BDX				
	1.8 (353C/D)		09.94	12.95	- ABS												
	1.8 (553C/D/H)		09.94	12.95	- ABS												
	1.8 (B/C538)		10.91	12.95	- ABS												
1.9 dT (B/C53K)	66	05.92	12.95	- ABS													
1.9 dT (B/C53T)	66	05.92	12.95	- ABS													
	1.2	40	09.88	12.95		24.0218-0032.1	480118	180/181 x 53,5 - Lager									
	1.4	43	09.88	12.95													
	1.4	59	09.90	12.95	- ABS												
	1.4 (B/C535)	55	09.90	12.95	- ABS												
	1.7	54	09.88	12.95	- ABS												
	1.7 (B/C53C/F)		09.88	12.95	- ABS												
	1.8 (353/553A)	66	09.94	12.95	- ABS												
	1.8 (B/C53V)	66	09.94	12.95	- ABS												
	1.8 (B/C53Y)	65	05.92	12.95	- ABS												
	1.9 D (B/C534/I/J)	47	09.88	12.95	- ABS												
	1.9 D (S534/I/J)	47	09.88	12.95													
	1.9 dT (B/C53K)	66	09.90	04.92	- ABS												
	1.9 dT (S53K)	66	04.91	04.92													
	1.7 (B/C53F)		05.92	12.95	- ABS					24.0220-3021.1	480127	203/204,5 x 50,5 - Lager					
	1.8 (B/C538)		10.91	12.95	- ABS												
	1.8 (B553C/D/F/H)	66	09.94	12.95	- ABS												
	1.8 (C353C/D/F)		09.94	12.95	- ABS												
1.9 dT (B/C53K)	66	05.92	12.95	- ABS													
1.9 dT (B/C53T)	66	05.92	12.95	- ABS													
	1.2	40	09.88	04.91		03.0520-2020.3	692020	20,64/180x42 TopKit	BDX								
	1.4	43	09.88	04.91													
	1.4	59	09.90	04.91	- ABS												
	1.7 (B/C533/536)	54	09.88	04.91	- ABS												
	1.7 (B/C53C/F)		09.88	04.91	- ABS												
	1.7 (B/C53E/M)	54	09.88	12.95													
	1.9 D (B/C534/J)	47	09.88	04.91	- ABS												
	1.9 D (S534)	47	09.88	04.91													
	1.9 dT (B/-53K)	66	09.90	04.91	- ABS												
	1.2	40	05.92	12.95										03.0520-2020.3	692020	20,64/180x42 TopKit	BDX
	1.4	59	09.94	12.95	- ABS												
	1.4 (B/C535)	55	09.94	12.95	- ABS												
	1.8 (353/535/A/F)	66	09.94	12.95	- ABS												
	1.8 (B/C53V)	66	09.94	12.95	- ABS												
	1.8 (B/C53Y)	65	05.92	12.95	- ABS												
	1.9 D (B/C531)	47	05.92	12.95	- ABS												
	1.9 D (S531)	47	05.92	12.95													
1.9 dT (-/C53K)	66	10.91	04.92	- ABS													
1.2	40	09.88	12.95		03.0520-2920.3	692920	20,64/180x41 TopKit	LUC									
1.4	43	09.88	12.95														
1.7 (B/C533)	54	09.88	12.95	- ABS													
1.7 (B/C53C/F)		09.88	12.95	- ABS													
1.7 (B536)	54	09.88	12.95														
1.9 D (B/C534/J)	47	09.88	12.95	- ABS													
1.9 D (S534/J)	47	09.88	12.95														
1.9 dT (B/C53K)	66	09.90	04.92	- ABS													
1.7 (B/C53F)		09.90	12.95	- ABS					03.0520-1919.3	691919	19,05/203x39 TopKit	BDX					
1.8 (353C/D)		09.94	12.95	- ABS													
1.8 (553C/D/H)		09.94	12.95	- ABS													

1) + air conditioning / + aria condizionata / + air conditionné / + aire acondicionado



RENAULT R19 (3/5-türig) (B53/C53/S53_) (88-95)

	1.8 (B/C53B)			10.91	12.95 - ABS	03.0520-1919.3	691919			19,05/203x39 TopKit	BDX
	1.9 dT (B/C53K)	66		05.92	12.95 - ABS						
	1.9 dT (B/C53T)	66		05.92	12.95 - ABS						

RENAULT R19 CHAMADE (L53_) (89-95)

	1.2	40		06.89	12.92	13.0460-3911.2	603911			20905 18,0 +/WK	BDX
	1.4			05.89	12.95	13.0460-2834.2	602834			21463 18,2 /WK/S	LUC
	1.4	43		05.89	12.95	13.0460-0411.2	610411			Einbausatz	BDX
	1.4 (L535)	55		09.94	12.95						
	1.7 (L536)	54		06.89	12.95						
	1.9 D (L534/J)	47		05.89	12.95 - ABS						
	1.9 D (L534/J)	47		10.91	12.95 + ABS						
	1.9 D (L53I)	47		05.92	12.95						
	1.4 (L53A)			09.90	12.95	13.0460-3911.2	603911			20905 18,0 +/WK	BDX
	1.7 (L53B)	54		05.89	12.95	13.0460-0411.2	610411			Einbausatz	BDX
	1.4 (L53A)			09.90	12.95 - ABS	13.0460-2834.2	602834			21463 18,2 /WK/S	LUC
	1.4 (L53A)			09.90	12.95 + ABS/ + Automatikgetriebe ¹⁾						
	1.4 (L53A)			09.90	12.95 + Schaltgetriebe ²⁾						
	1.7 (L533)	54		05.89	12.95						
	1.7 (L53B)	54		05.89	12.95 - ABS						
	1.7 (L53B)	54		05.89	12.95 + ABS/ + Automatikgetriebe ¹⁾						
	1.7 (L53B)	54		05.89	12.95 + Schaltgetriebe ²⁾						
	1.7 (L53C/F)			05.89	12.95						
	1.8	65		05.92	12.95						
	1.8	66		11.94	12.95						
	1.8	79		05.92	12.95						
	1.8 16V	99		05.89	12.95						
	1.9 D (L534/J)	47		05.89	09.91 + ABS						
	1.9 D (L53Z)	47		05.92	12.95						
	1.9 dT	66		04.91	12.95						
	1.9 TD (L53K)	68		09.90	04.92						
	1.2	40		06.89	12.92	24.0112-0116.1	412116			238 12,0 10,5 +S +B	
	1.4	43		05.89	12.95						
	1.4 (L535)	55		09.94	12.95						
	1.4 (L53A)			09.90	12.95 + Schaltgetriebe ²⁾						
	1.4 (L53A)			09.90	12.95 - ABS/ + Automatikgetriebe ³⁾						
	1.4 (L53A)			09.90	12.94 + ABS/ + Automatikgetriebe ¹⁾						
	1.7 (L536)	54		06.89	12.95						
	1.7 (L53B)	54		05.89	12.95 + Schaltgetriebe ²⁾						
	1.7 (L53B)	54		05.89	12.95 - ABS/ + Automatikgetriebe ³⁾						
	1.7 (L53B)	54		05.89	12.94 + ABS/ + Automatikgetriebe ¹⁾						
	1.9 D (L534/J)	47		05.89	12.95 - ABS						
	1.9 D (L534/J)	47		10.91	12.95 + ABS						
	1.9 D (L53I)	47		05.92	12.95						
	1.7 (L533)	54		05.89	12.95 + Schaltgetriebe ²⁾	24.0120-0125.1	420125			238 20,1 17,7 V +S +B	
	1.7 (L533)	54		05.89	12.95 - ABS/ + Automatikgetriebe ³⁾						
	1.7 (L533)	54		05.89	12.94 + ABS/ + Automatikgetriebe ¹⁾						
	1.7 (L533)	66		05.89	12.95 + Schaltgetriebe ²⁾						
	1.7 (L53C)	66		05.89	12.95 - ABS/ + Automatikgetriebe ³⁾						
	1.7 (L53C)	66		05.89	12.94 + ABS/ + Automatikgetriebe ¹⁾						
	1.8	65		05.92	12.95 + Schaltgetriebe ²⁾						
	1.8	65		05.92	12.95 - ABS/ + Automatikgetriebe ³⁾						
	1.8	65		05.92	12.94 + ABS/ + Automatikgetriebe ¹⁾						
	1.8 (L53V/453F)	66		09.94	12.95 - ABS						
	1.8 (L53V/453F)	66		09.94	12.94 + ABS						
	1.9 D (L534/J)	47		05.89	09.91 + ABS						
	1.9 D (L53Z)	47		05.92	12.95 - ABS						
	1.9 D (L53Z)	47		05.92	12.94 + ABS						
	1.9 dT	66		04.91	12.95 - ABS						
	1.9 dT	66		04.91	12.94 + ABS						
	1.9 TD (L53K)	68		09.90	04.92						
	1.4 (L53A)			01.95	12.95 + ABS/ + Automatikgetriebe ¹⁾	24.0121-0106.1	421106			259 20,6 17,7 V +S +B	
	1.7 (L533)	54		01.95	12.95 + ABS/ + Automatikgetriebe ¹⁾						
	1.7 (L53C)	66		01.95	12.95 + ABS/ + Automatikgetriebe ¹⁾						
	1.7 (L53F)	79		09.90	12.95						
	1.8	65		01.95	12.95 + ABS/ + Automatikgetriebe ¹⁾						
	1.8	79		05.92	12.95						
	1.8 (L453A/C/D/H)	66		09.94	12.95						
	1.8 (L53V/453F)	66		01.95	12.95 + ABS						
	1.8 16V	99		05.89	12.95						
	1.9 D (L53Z)	47		01.95	12.95 + ABS						
	1.9 dT	66		01.95	12.95 + ABS						
	1.4	55		09.90	12.95 + ABS	13.0460-3822.2	603822			21597 11,0 +/S	BDX
	1.7	54		05.89	12.95 + ABS						
	1.7	66		05.89	12.95 + ABS						
	1.8	65		07.91	12.95 + ABS						
	1.8	66		09.94	12.95 + ABS						
	1.8	79		05.92	12.95 + ABS						
	1.8 16V	99		05.89	12.95						
	1.9 D	47		05.89	12.95 + ABS						
	1.9 dT	66		04.91	12.95 + ABS						
	1.9 TD (L53K)	68		09.90	04.92						
	1.4	55		09.90	12.95 + ABS	24.0108-0108.1	408108			238 8,0 7,0 +B	
	1.7	54		05.89	12.95 + ABS						
	1.7 (L53C)	66		05.89	12.95 + ABS						
	1.7 (L53F)	79		09.90	12.95 + ABS						

¹⁾ + ABS/ + autom.transmission / + ABS/ + scatola cambio autom. / + ABS/ + transmission automatique / + ABS/ + cambio automático

















²⁾ + manual transmission / + scatola cambio velocità / + transmission mécanique / + cambio de velocidad

³⁾ - ABS/ + autom.transmission / - ABS/ + scatola cambio autom. / - ABS/ + transmission automatique / - ABS/ + cambio automático

RENAULT R19 CHAMADE (L53_) (89-95)												
	1.8	65	05.92	12.95	+ ABS	24.0108-0108.1	408108	238 8,0 7,0 +B				
	1.8	79	05.92	12.95	+ ABS							
	1.8 (L453A/C/D)	66	09.94	12.95	+ ABS							
	1.8 (L53V/453F)	66	09.94	12.95	+ ABS							
	1.8 16V (L539)	99	05.89	12.95								
	1.8 16V (L53D)	99	06.89	04.93	+ ABS							
	1.8 16V (L53D)	99	05.93	12.95	+ ABS/ + Klimaanlage ¹⁾							
	1.9 D (L534)	47	05.89	12.95	+ ABS							
	1.9 D (L53I/J)	47	09.90	12.95	+ ABS							
	1.9 D (L53Z)	47	05.92	12.95	+ ABS							
	1.9 dT	66	04.91	12.95	+ ABS							
	1.9 TD (L53K)	68	09.90	04.92								
		1.2	40	06.89	12.92					03.0137-0209.2	650209	180 x 42 Einbausatz 180 x 41 HEB Einbausatz
		1.4	43	05.89	12.95							
1.4		43	05.89	12.95								
1.4		55	09.94	12.95	- ABS							
1.7 (L533/536)		54	05.89	12.95	- ABS							
1.7 (L53C)		66	05.89	12.95	- ABS							
1.8		65	05.92	12.95	- ABS							
1.8 (L53V/453A/F)		66	09.94	12.95	- ABS							
1.9 D (L534/I/J)		47	05.89	12.95	- ABS							
1.9 dT		66	04.91	04.92	- ABS							
1.7 (L53F)		79	09.90	12.95	- ABS	03.0137-0211.2	650211	203 x 39 Einbausatz				
1.8		79	05.92	12.95	- ABS							
1.8 (453C/D/H)		66	09.94	12.95	- ABS							
1.9 D (L53Z)		47	05.92	12.95	- ABS							
1.9 dT	66	05.92	12.95	- ABS								
	1.2	40	06.89	12.92					24.0218-0032.1	480118	180/181 x 53,5 - Lager 180/181 x 53,2 + Lager	
	1.4	43	05.89	12.95								
	1.4	43	05.89	12.95								
	1.4	55	09.94	12.95	- ABS							
	1.7 (L533/536)	54	05.89	12.95	- ABS							
	1.7 (L53C)	66	05.89	12.95	- ABS							
	1.8	65	05.92	12.95	- ABS							
	1.8 (L53V/453A/F)	66	09.94	12.95	- ABS							
	1.9 D (L534/I/J)	47	05.89	12.95	- ABS							
	1.9 dT	66	04.91	04.92	- ABS							
	1.7 (L53F)	79	09.90	12.95	- ABS	24.0220-3021.1	480127	203/204,5 x 50,5 - Lager				
	1.8	79	05.92	12.95	- ABS							
	1.8 (453C/D/H)	66	09.94	12.95	- ABS							
	1.9 D (L53Z)	47	05.92	12.95	- ABS							
1.9 dT	66	05.92	12.95	- ABS								
	1.2	40	06.89	04.91					03.0520-2020.3	692020	20,64/180x42 TopKit 20,64/180x41 TopKit	
	1.4	43	05.89	04.91								
	1.4 (L537/53H)	43	05.89	04.91								
	1.4 (L53A)	43	09.90	04.91	- ABS							
	1.4 (L53P)	43	05.89	12.95								
	1.7 (L533/536)	54	05.89	04.91	- ABS							
	1.7 (L53C)	66	05.89	04.91	- ABS							
	1.9 D (L534/J)	47	05.89	04.91	- ABS							
	1.4 (L535)	55	09.94	12.95	- ABS							03.0520-2020.3
	1.4 (L53G)	43	05.92	12.95								
	1.8	65	05.92	12.95	- ABS							
	1.8 (L53V/453A/F)	66	09.94	12.95	- ABS							
	1.9 D (L53I)	47	05.92	12.95	- ABS							
	1.9 dT	66	04.91	04.92	- ABS							
1.4 (L537/53H)	43	05.89	12.95		03.0520-2920.3	692920						
1.4 (L537/53H)	43	05.89	12.95									
1.4 (L53A)	43	09.90	12.95	- ABS								
1.7	54	05.89	12.95	- ABS								
1.7 (L53C)	66	05.89	12.95	- ABS								
1.9 D (L534/J)	47	05.89	12.95	- ABS								
1.7 (L53F)	79	09.90	12.95	- ABS			03.0520-1919.3	691919				
1.8	79	05.92	12.95	- ABS								
1.8 (453C/D/H)	66	09.94	12.95	- ABS								
1.9 D (L53Z)	47	05.92	12.95	- ABS								
1.9 dT	66	05.92	12.95	- ABS								
RENAULT R19 Cabriolet (D53_) (91-96)												
	1.7		02.91	08.96						13.0460-2834.2	602834	21463 18,2 /WK/S
	1.8	65	04.92	12.94								
	1.8	66	01.93	12.94								
	1.8	79	09.94	08.96								
	1.8 16V		02.91	03.95								
	1.7		02.91	08.96	- ABS/ + Automatikgetriebe ²⁾	24.0120-0125.1			420125	238 20,1 17,7 V +S +B		
	1.7		02.91	12.94	+ ABS/ + Automatikgetriebe ³⁾							
	1.7		02.91	08.96	+ Schaltgetriebe ⁴⁾							
	1.8	65	04.92	12.94	- ABS/ + Automatikgetriebe ²⁾							
	1.8	65	04.92	12.94	+ ABS/ + Automatikgetriebe ³⁾							
	1.8	65	04.92	12.94	+ Schaltgetriebe ⁴⁾							
	1.8 (853A)	66	01.93	08.96	- ABS							
	1.7		01.95	08.96	+ ABS/ + Automatikgetriebe ³⁾		24.0121-0106.1	421106				
	1.8	66	01.93	08.96	+ ABS							
	1.8	79	09.94	08.96								
	1.8 16V		02.91	03.95								

1) + ABS/ + air conditioning / + ABS/ + aria condizionata / + ABS/ + air conditionné / + ABS/ + aire acondicionado
2) - ABS/ + autom.transmission / - ABS/ + scatola cambio autom. / - ABS/ + transmission automatique / - ABS/ + cambio automático
3) + ABS/ + autom.transmission / + ABS/ + scatola cambio autom. / + ABS/ + transmission automatique / + ABS/ + cambio automático
4) + manual transmission / + scatola cambio velocità / + transmission mécanique / + cambio de velocidad

RENAULT R19 Cabriolet (D53_) (91-96)								
	1.7 1.8 1.8 1.8 (853F) 1.8 16V	65 66 79		02.91 04.92 01.93 09.94 02.91	08.96 + ABS 12.95 + ABS 08.96 + ABS 08.96 + ABS 03.95	13.0460-3822.2	603822	21597 11,0 +/S BDX
	1.7 1.8 1.8 1.8 (853F) 1.8 16V	65 66 79		02.91 04.92 01.93 09.94 02.91	08.96 + ABS 12.94 + ABS 08.96 + ABS 08.96 + ABS 03.95	24.0108-0108.1	408108	238 8,0 7,0 +B
	1.7 1.8 1.8	65 66		02.91 04.92 01.93	08.96 - ABS 12.94 - ABS 08.96 - ABS	03.0137-0209.2 03.0137-9086.2 03.0137-0201.2	650209 669086 650201	180 x 42 BDX Einbausatz BDX 180 x 41 HEB LUC Einbausatz LUC
	1.8	79		09.94	08.96 - ABS	03.0137-0211.2 03.0137-9125.2	650211 669125	203 x 39 BDX Einbausatz BDX
	1.7 1.8 1.8	65 66		02.91 04.92 01.93	08.96 - ABS 12.94 - ABS 08.96 - ABS	24.0218-0032.1 24.0218-0732.2	480118 480207	180/181 x 53,5 - Lager 180/181 x 53,2 + Lager
	1.8	79		09.94	08.96 - ABS	24.0220-3021.1	480127	203/204,5 x 50,5 - Lager
	1.7 1.8 1.8	65 66		02.91 04.92 01.93	08.96 - ABS 12.94 - ABS 08.96 - ABS	03.0520-2020.3 03.0520-2920.3	692020 692920	20,64/180x42 TopKit BDX 20,64/180x41 TopKit LUC
	1.8	79		09.94	08.96 - ABS	03.0520-1919.3	691919	19,05/203x39 TopKit BDX
RENAULT R21 NEVADA (K48_) (86-95)								
	1.7 (K/S 481) 1.7 i (K 48F) 1.9 D (K 48I) 1.9 D (K/S 48H)	55 54 47 47		07.86 07.86 04.92 05.89	12.95 12.95 12.95 12.95	13.0460-3911.2 13.0460-2834.2 13.0460-0411.2	603911 602834 610411	20905 18,0 +/WK BDX 21463 18,2 /WK/S LUC Einbausatz BDX
	1.6 (U) 1.7 (K 484) 1.7 (K 48J) 1.7 (K 48M) 1.7 (K 48M) 1.7 (K 48N) 1.7 (K/S 482) 1.7 i (K 48E)			06.88 06.90 07.86 10.87 10.87 07.86 07.86	12.95 12.95 12.95 12.95 12.95 12.95 12.95	13.0460-2834.2	602834	21463 18,2 /WK/S LUC
	2.0 i (K 483) 2.0 i (K 48C) 2.0 i (K 48R) 2.1 D (K 480) 2.1 D (K/S 486) 2.1 D (K/S 480) 2.1 D (K/S 48V) 2.1 TD (K 487) 2.1 TD (K 488) 2.1 TD (K 48A) 2.1 TD (K 48P) 2.1 TD (K 48W) 2.2 i (K 48B) 2.2 i (K 48K) 2.2 i (K 48S)	85 88 99 51 53 53 65 65 65 65 65 65 79 79 79		07.86 06.90 07.91 04.92 07.86 04.92 05.89 06.91 07.86 04.92 06.90 05.89 04.93 07.86 06.88	12.95 12.95 12.95 12.95 12.95 12.95 12.95 12.95 12.95 12.95 12.95 12.95 12.95 12.95 12.95	13.0460-3933.2	603933	21016 17,0 +/WK BDX
	1.6 (U) 1.7 (K 484) 1.7 (K 48J) 1.7 (K 48M) 1.7 (K 48N) 1.7 (K/S 481) 1.7 (K/S 482) 1.7 i (K 48E) 1.7 i (K 48F) 1.9 D (K 48I) 1.9 D (K/S 48H)			06.88 06.90 07.86 10.87 10.87 07.86 07.86 07.86 04.92 05.89	12.95 12.95 12.95 12.95 12.95 12.95 12.95 12.95 12.95 12.95	24.0120-0125.1	420125	238 20,1 17,7 V +S +B
	2.0 i (K 483) 2.0 i (K 48C) 2.1 D (K 480) 2.1 D (K 486) 2.1 D (K 480) 2.1 D (K 48V) 2.1 TD (K 487) 2.1 TD (K 488) 2.1 TD (K 48A) 2.1 TD (K 48P) 2.1 TD (K 48W) 2.2 i (K 48B) 2.2 i (K 48K) 2.2 i (K 48S)	85 88 51 48 53 53 65 65 65 65 65 79 79 79		07.86 06.90 04.92 07.86 04.92 05.89 06.91 07.86 04.92 06.90 05.89 04.93 07.86 06.88	12.95 12.95 12.95 + ABS 12.95 + ABS 12.95 + ABS 12.95 + ABS 12.95 12.95 + ABS 12.95 + ABS 12.95 12.95 12.95 12.95 12.95	24.0120-0134.1	420134	265 20,5 17,7 V
	2.0 i (K 48R)	99		07.91	12.95	24.0121-0103.1	421103	285 21,0 19,0 V
	2.1 D (K 480) 2.1 D (K 486) 2.1 D (K 480) 2.1 D (K 48V) 2.1 D (S 486) 2.1 D (S 480) 2.1 D (S 48V)	51 48 53 53 53 53 53		04.92 07.86 04.92 05.89 07.86 04.92 05.89	12.95 - ABS 12.95 - ABS 12.95 - ABS 12.95 - ABS 12.95 12.95 12.95	24.0120-0135.1	420135	244 20,5 17,7 V

									
RENAULT R21 NEVADA (K48_) (86-95)									
	2.1 TD (K 488) 2.1 TD (K 48A)	65 65		07.86 04.92	12.95 - ABS 12.95 - ABS	24.0120-0135.1	420135	244 20,5 17,7 V	
	2.0 i (K 483) 2.0 i (K 48C) 2.0 i (K 48R) 2.1 D (K 480) 2.1 D (K 480) 2.1 D (K 48V) 2.1 TD (K 487) 2.1 TD (K 48A) 2.2 i (K 48B) 2.2 i (K 48K)	85 88 99 51 53 53 65 65 79 79		05.87 06.91 07.91 04.92 04.92 05.89 06.91 04.92 04.93 03.87	12.95 12.95 12.95 12.95 12.95 12.95 12.95 12.95 12.95 12.95	24.0711-1403.3 24.0711-1404.3	360100 360101	Radsensor L=1289 Radsensor L=1289	
	2.0 i (K 483) 2.0 i (K 48C) 2.0 i (K 48R) 2.1 D (K 480) 2.1 TD (K 487) 2.2 i (K 48B) 2.2 i (K 48K)	85 88 99 51 65 79 79		07.86 06.90 07.91 04.92 06.91 04.93 07.86	12.95 + ABS 12.95 + ABS 12.95 12.95 + ABS 12.95 + ABS 12.95 + ABS 12.95 + ABS	13.0460-3961.2 13.0460-4957.2 13.0460-0438.2	603961 604957 610438	20336 14,0 +/-WK 20410 15,0 + Einbausatz	BDX BRE BRE
	2.0 i (K 483) 2.0 i (K 48C) 2.0 i (K 48R) 2.1 D (K 480) 2.1 TD (K 487) 2.2 i (K 48B) 2.2 i (K 48K)	85 88 99 51 65 79 79		07.86 06.90 07.91 04.92 06.91 04.93 07.86	12.95 + ABS 12.95 + ABS 12.95 12.95 + ABS 12.95 + ABS 12.95 + ABS 12.95 + ABS	24.0111-0122.1	411122	255 10,5 9,5	
	1.6 (U) 1.7 (K 484) 1.7 (K 48J) 1.7 (K 48M) 1.7 (K 48N) 1.7 (K/S 481) 1.7 (K/S 482) 1.7 i (K 48E) 1.7 i (K 48F) 1.9 D (K 48I) 1.9 D (K/S 48H) 2.0 i (K 483) 2.0 i (K 48C) 2.1 D (K 480) 2.1 D (K 486) 2.1 D (K/S 480) 2.1 D (K/S 48V) 2.1 D (S 486) 2.1 TD (K 487) 2.1 TD (K 488) 2.1 TD (K 48A) 2.1 TD (K 48P) 2.1 TD (K 48W) 2.2 i (K 48B) 2.2 i (K 48K) 2.2 i (K 48S)	 54 64 55 65 54 47 47 85 88 51 53 53 65 65 65 65 65 79 79 79		06.88 06.90 07.86 10.87 10.87 07.86 07.86 07.86 04.92 05.89 07.86 06.90 04.92 07.86 04.92 05.89 07.86 06.91 07.86 04.92 06.90 05.89 04.93 07.86 06.88	12.95 12.95 12.95 12.95 12.95 12.95 12.95 12.95 12.95 12.95 12.95 - ABS 12.95 - ABS 12.95 - ABS 12.95 12.95 12.95 12.95 12.95 - ABS 12.95 - ABS 12.95 12.95 12.95 12.95 12.95 - ABS 12.95 - ABS 12.95	03.0137-0271.2 03.0137-9027.2	650271 669027	229 x 42 HEB Einbausatz	LUC LUC
	1.6 (U) 1.7 (K 484) 1.7 (K 48J) 1.7 (K 48M) 1.7 (K 48N) 1.7 (K/S 481) 1.7 (K/S 482) 1.7 i (K 48E) 1.7 i (K 48F) 1.9 D (K 48I) 1.9 D (K/S 48H) 2.0 i (K 483) 2.0 i (K 48C) 2.1 D (K 480) 2.1 D (K 486) 2.1 D (K/S 480) 2.1 D (K/S 48V) 2.1 D (S 486) 2.1 TD (K 487) 2.1 TD (K 488) 2.1 TD (K 48A) 2.1 TD (K 48P) 2.1 TD (K 48W) 2.2 i (K 48B) 2.2 i (K 48K) 2.2 i (K 48S)	 54 64 55 65 54 47 47 85 88 51 53 53 65 65 65 65 65 79 79 79		06.88 06.90 07.86 10.87 10.87 07.86 07.86 07.86 04.92 05.89 07.86 06.90 04.92 07.86 04.92 05.89 07.86 06.91 07.86 04.92 06.90 05.89 04.93 07.86 06.88	12.95 12.95 12.95 12.95 12.95 12.95 12.95 12.95 12.95 12.95 12.95 - ABS 12.95 - ABS 12.95 - ABS 12.95 12.95 12.95 12.95 12.95 - ABS 12.95 - ABS 12.95 12.95 12.95 12.95 12.95 - ABS 12.95 - ABS 12.95	24.0222-8015.1 24.0222-8019.2	480055 480087	229/229,5 x 52,5 229/229,5 x 52,5	
	1.6 (U) 1.7 (K 484) 1.7 (K 48J) 1.7 (K 48M) 1.7 (K 48N) 1.7 (K/S 481) 1.7 (K/S 482)	 54 64 55 65		06.88 06.90 07.86 10.87 10.87 07.86 07.86	12.95 12.95 12.95 12.95 12.95 12.95 12.95	03.0520-1722.3	691722	22,20/229x42 TopKit	LUC



RENAULT R21 NEVADA (K48_) (86-95)




















	1.7 i (K 48E)	54	07.86	12.95	03.0520-1722.3	691722		22,20/229x42 TopKit	LUC
	1.7 i (K 48F)		07.86	12.95					
	1.9 D (K 48I)	47	04.92	12.95					
	1.9 D (K/S 48H)	47	05.89	12.95					
	2.0 i (K 483)	85	07.86	12.95					- ABS
	2.0 i (K 48C)	88	06.90	12.95					- ABS
	2.1 D (K 480)	51	04.92	12.95					- ABS
	2.1 D (K 486)		07.86	12.95					
	2.1 D (K/S 480)	53	04.92	12.95					
	2.1 D (K/S 48V)	53	05.89	12.95					
	2.1 D (S 486)		07.86	12.95					
	2.1 TD (K 487)	65	06.91	12.95					- ABS
	2.1 TD (K 488)	65	07.86	12.95					
	2.1 TD (K 48A)	65	04.92	12.95					
	2.1 TD (K 48P)	65	06.90	12.95					
	2.1 TD (K 48W)	65	05.89	12.95					
	2.2 i (K 48B)	79	04.93	12.95					- ABS
	2.2 i (K 48K)	79	07.86	12.95					- ABS
	2.2 i (K 48S)	79	06.88	12.95					

RENAULT SAFRANE (B54_) (92-00)

	2.0 i (B540)	77	09.92	07.96	13.0460-2983.2	602983		21388 18,0 +/-WK/S	LUC
	2.0 i (B542)	97	04.92	07.96					
	2.0 i (B54L)	100	08.96	12.00					
	2.1 dT	65	11.93	07.96					
	2.2 dT	83	08.96	12.00					
	2.2 i (B541)	79	04.92	07.96					
	2.2 i (B543)	101	04.92	07.96					
	2.5 20V	121	08.96	12.00					
	2.5 dT	83	12.92	07.96					
	3.0 V6	123	08.96	12.00					
	3.0 V6 (B544/B/J)	123	12.92	07.96					
	3.0 V6	140	03.99	12.00	13.0460-2895.2	602895		23172 18,0 /WE/Zub/S	LUC
					13.0460-0262.2	610262		Einbausatz	LUC
	2.0 i (B540)	77	09.92	07.96	24.0122-0148.1	422148		262 22,0 19,8 V L +S +B	
	2.0 i (B542/E)	97	04.92	01.95					
	2.1 dT	65	11.93	07.96					
	2.2 i (B541)	79	02.95	07.96					- ⊕
	2.2 i (B541)	79	04.92	01.95					+ ⊕
	2.2 i (B543)	101	04.92	01.95					
	2.0 i (B542/E)	97	02.95	09.96	24.0122-0149.1	422149		262 22,0 19,8 V L	
	2.0 i (B54L)	100	08.96	12.97					
	2.2 i (B541)	79	02.95	07.96					+ ⊕
	2.2 i (B543)	101	02.95	07.96					
	2.5 dT	83	09.92	06.93					+ Automatikgetriebe ¹⁾
	2.5 dT	83	09.92	05.94					+ Schaltgetriebe ²⁾
	2.0 i (B54L)	100	01.98	12.00	24.0124-0171.1	424171		280 24,0 21,8 V L +S +B	
	2.2 dT	83	08.96	12.00	24.0324-0171.1	524171		280 24,0 21,8 V L +S +B PD	
	2.5 20V	121	08.96	12.00					
	2.5 dT	83	07.93	07.96					+ Automatikgetriebe ¹⁾
	2.5 dT	83	06.94	07.96					+ Schaltgetriebe ²⁾
	3.0 V6	123	08.96	12.00					
	3.0 V6 (B544/B/J)	123	12.92	07.96					
	3.0 V6	140	03.99	12.00	24.0124-0171.1	424171		280 24,0 21,8 V L +S +B	
					24.0324-0171.1	524171		280 24,0 21,8 V L +S +B PD	
	2.0 i (B540)	77	09.92	01.95	13.0460-4957.2	604957		20410 15,0 +	BRE
	2.0 i (B540)	77	02.95	07.96	13.0460-0438.2	610438		Einbausatz	BRE
	2.0 i (B542/E)	97	04.92	07.96					
	2.0 i (B54L)	100	08.96	12.00					
	2.1 dT	65	11.93	01.95					+ ABS
	2.1 dT	65	02.95	07.96					
	2.2 dT	83	08.96	12.00					
	2.2 i (B541)	79	04.92	01.95					+ ABS
	2.2 i (B541)	79	02.95	07.96					
	2.2 i (B543)	101	04.92	07.96					
	2.5 20V	121	08.96	12.00					
	2.5 dT	83	12.92	07.96					
	3.0 V6	123	08.96	12.00					
	3.0 V6	140	03.99	12.00					
	3.0 V6 (B544)	123	12.92	07.96					
	3.0 V6 (B54B/J)	123	12.92	07.96					
	3.0 V6 4x4 (B544)	123	02.93	07.96	13.0460-0423.2	610423		Einbausatz	BDX
	3.0 V6 Biturbo	193	01.93	07.96					
	2.0 i (B540)	77	09.92	01.95	24.0110-0219.1	410219		265 10,5 9,5 +B	
	2.0 i (B540)	77	02.95	07.96					
	2.0 i (B542/E)	97	04.92	01.95					
	2.1 dT	65	11.93	01.95					+ ABS
	2.1 dT	65	02.95	07.96					
	2.2 i (B541)	79	04.92	01.95					+ ABS
	2.2 i (B541)	79	02.95	07.96					- ⊕
	2.2 i (B543)	101	04.92	01.95					
	2.0 i (B542/E)	97	02.95	07.96	24.0110-0220.1	410220		265 10,5 9,5 +B	
	2.0 i (B54L)	100	08.96	12.00					
	2.2 dT	83	08.96	12.00					
	2.2 i (B541)	79	02.95	07.96					+ ⊕
	2.2 i (B543)	101	02.95	07.96					

¹⁾ + autom.transmission / + scatola cambio automatico / + transmission automatique / + cambio automático

²⁾ + manual transmission / + scatola cambio velocità / + transmission mécanique / + cambio de velocidad

								
RENAULT SAFRANE (B54_) (92-00)								
	2.5 20V	121		08.96	12.00	24.0110-0220.1	410220	265 10,5 9,5 +B
	2.5 dT	83		12.92	07.96			
	3.0 V6	123		08.96	12.00			
	3.0 V6	140		03.99	12.00			
	3.0 V6 (B544)	123		12.92	07.96			
	3.0 V6 (B54B/J)	123		12.92	07.96			
	3.0 V6 4x4 (B544)	123		02.93	07.96	24.0111-0144.1	411144	265 10,5 9,5 +B
	3.0 V6 Biturbo	193		01.93	07.96			
	2.0 i (B540)	77		09.92	01.95 - ABS	03.0137-0151.2	650151	229 x 42 HEB
	2.1 dT	65		11.93	01.95 - ABS	03.0137-9027.2	669027	Einbausatz
	2.2 i (B541)	79		04.92	01.95 - ABS			LUC
	2.0 i (B540)	77		09.92	01.95 - ABS	24.0222-8019.2	480087	229/229,5 x 52,5
	2.1 dT	65		11.93	01.95 - ABS			
	2.2 i (B541)	79		04.92	01.95 - ABS			
RENAULT SANDERO (BS0_) (09-)								
	1.4	55		02.09		13.0460-2834.2	602834	21463 18,2 /WK/S
	1.6	62		11.10				LUC
	1.6	64		02.09				
	1.6	66		05.09				
	1.4	55		02.09	- ABS	24.0112-0116.1	412116	238 12,0 10,5 +S +B
	1.6	62		11.10	- ABS			
	1.6	64		02.09	- ABS			
	1.6	66		05.09	- ABS			
	1.4	55		02.09	+ ABS	24.0112-0171.1	412171	259 12,0 10,6 +S +B
	1.6	62		11.10	+ ABS			
	1.6	64		02.09	+ ABS			
	1.6	66		05.09	+ ABS			
	1.4	55		02.09		24.0121-0106.1	421106	259 20,6 17,7 V +S +B
	1.6	62		11.10				
	1.6	64		02.09				
	1.6	66		05.09				
	1.4	55		02.09		03.0137-0312.2	650312	203 x 38 HEB
	1.6	62		11.10				LUC
	1.6	64		02.09				
	1.6	66		05.09				
	1.4	55		02.09		03.0137-0358.2	650358	180 x 42 HEB
	1.6	62		11.10				- ABS
	1.6	64		02.09				BDX
	1.6	66		05.09				
	1.4	55		02.09		03.0137-0423.2	650423	203 x 39 HEB
	1.6	62		11.10				+ ABS
	1.6	64		02.09				BOS
	1.6	66		05.09				
	1.4	55		02.09		03.0520-3817.3	693817	17,46/203x39 TopKit
	1.6	62		11.10				+ ABS
	1.6	64		02.09				BOS
	1.6	66		05.09				
RENAULT SCENIC I (JA_) (99-03)								
	1.4 16V (0D,1H,0W,10)	70		09.99	06.03	13.0460-2895.2	602895	23172 18,0 /WE/Zub/S
	1.6 16V (JA0B,04,11)	79		09.99	06.03	13.0460-0262.2	610262	Einbausatz
	1.8 16V (12,1R,1M,1A)	85		01.01	06.03			LUC
	1.8 16V 4x4	85		07.00	06.03			
	1.9 dCi (JA01,05,1F)	75		09.99	06.03			
	1.9 dCi RX4	75		11.00	03.02			
	1.9 dTi (JA0N)	72		09.99	06.03			
	1.9 dTi (JA1U)	59		01.01	06.03			
	2.0 16V (1B,1D,0C)	102		06.00	06.03			
	2.0 16V IDE	103		09.99	06.03			
	2.0 16V RX4	102		06.00	03.02			
	1.9 dCi RX4	75		04.02	03.06	13.0460-7158.2	607158	23245 18,3 +
	2.0 16V RX4	102		04.02	03.06	13.0470-7158.2	LD7158	23245 18,3 +
	1.4 16V (0D,1H,0W,10)	70		09.99	06.03	24.0124-0158.1	424158	280 24,0 21,8 V L +S +B
	1.6 16V (JA0B,04,11)	79		09.99	06.03	24.0324-0158.1	524158	280 24,0 21,8 V L +S +B PD
	1.8 16V (12,1R,1M,1A)	85		01.01	06.03			
	1.8 16V 4x4	85		07.00	06.03			
	1.9 dCi (JA01,05,1F)	75		09.99	06.03			
	1.9 dTi (JA0N)	72		09.99	06.03			
	1.9 dTi (JA1U)	59		01.01	06.03			
	2.0 16V (1B,1D,0C)	102		06.00	06.03			
	2.0 16V IDE	103		09.99	06.03			
	1.9 dCi RX4	75		11.00	02.02	24.0124-0171.1	424171	280 24,0 21,8 V L +S +B
	2.0 16V RX4	102		06.00	02.02	24.0324-0171.1	524171	280 24,0 21,8 V L +S +B PD
	1.9 dCi RX4	75		03.02	06.03	24.0126-0142.1	426142	300 26,0 22,8 V L
	2.0 16V RX4	102		03.02	06.03			
	1.4 16V (0D,1H,0W,10)	70		09.99	06.03	24.0713-1109.1	360145	2
	1.6 16V (JA0B,04,11)	79		09.99	06.03			Radsensor L=625
	1.8 16V (12,1R,1M,1A)	85		01.01	06.03			
	1.8 16V 4x4	85		07.00	06.03			
	1.9 dCi (JA01,05,1F)	75		09.99	06.03			
	1.9 dCi RX4	75		11.00	06.03			
	1.9 dTi (JA0N)	72		09.99	06.03			
	1.9 dTi (JA1U)	59		01.01	06.03			














RENAULT SCENIC I (JA_) (99-03)

	1.4 16V (OD,1H,OW,10)	70	09.99	06.03	+ ABS	13.0460-2845.2	602845		23554 16,4 /Zub/S 23554 16,4 /Zub/S Einbausatz	LUC LUC LUC					
	1.6 16V (JA0B,04,11)	79	09.99	06.03	+ ABS	13.0470-2845.2	LD2845								
	1.8 16V (12,1R,1M,1A)	85	01.01	06.03		13.0460-0077.2	610077								
	1.9 dCi (JA01,05,1F)	75	09.99	06.03											
	1.9 dTi (JA0N)	72	09.99	06.03	+ ABS										
	1.9 dTi (JA1U)	59	01.01	06.03											
	2.0 16V (1B,1D,0C)	102	06.00	06.03											
	2.0 16V IDE	103	09.99	06.03											
	1.4 16V (OD,1H,OW,10)	70	09.99	06.03	+ ABS	24.0111-0166.2	411166	mit Lager/ mit Sensorring ¹⁾	274 10,9 9,5						
	1.6 16V (JA0B,04,11)	79	09.99	06.03	+ ABS										
	1.8 16V (12,1R,1M,1A)	85	01.01	06.03											
	1.8 16V 4x4	85	07.00	06.03											
	1.9 dCi (JA01,05,1F)	75	09.99	06.03											
	1.9 dTi (JA0N)	72	09.99	06.03	+ ABS										
	1.9 dTi (JA1U)	59	01.01	06.03											
	2.0 16V (1B,1D,0C)	102	06.00	06.03											
	2.0 16V IDE	103	09.99	06.03											
	1.9 dCi RX4	75	11.00	06.03							24.0111-0144.1	411144		265 10,5 9,5 +B	
2.0 16V RX4	102	06.00	06.03												
	1.4 16V (OD,1H,OW,10)	70	09.99	06.03		24.0741-1125.1	360162	<input type="checkbox"/>	Radsensor L=645 Radsensor L=500						
	1.6 16V (JA0B,04,11)	79	10.99	06.03							24.0741-1126.1	360163	<input type="checkbox"/>		
	1.8 16V (12,1R,1M,1A)	85	01.01	06.03											
	1.8 16V 4x4	85	07.00	06.03											
	1.9 dCi (JA01,05,1F)	75	09.99	06.03											
	1.9 dTi (JA0N)	72	09.99	06.03											
	1.9 dTi (JA1U)	59	01.01	06.03											
	1.9 dCi RX4	75	11.00	06.03							24.0713-1122.1	360288	<input type="checkbox"/>	Radsensor L=639	
	2.0 16V (1B,1D,0C)	102	06.00	06.03							24.0713-1123.1	360289	<input type="checkbox"/>	Radsensor L=539	
	2.0 16V IDE	103	09.99	06.03											
2.0 16V RX4	102	06.00	06.03												
1.6 16V (JA0B,04,11)	79	07.99	09.99		24.0721-1943.1	360153	<input type="checkbox"/>	Radsensor L=615							
	1.4 16V (OD,1H,OW,10)	70	09.99	06.03	- ABS	03.0137-0336.2	650336		229 x 42 HEB Einbausatz	LUC LUC					
	1.6 16V (JA0B,04,11)	79	09.99	06.03	- ABS						03.0137-9220.2	669220			
	1.9 dTi (JA0N)	72	09.99	06.03	- ABS										
	1.4 16V (OD,1H,OW,10)	70	09.99	06.03	- ABS	24.0222-8019.2	480087		229/229,5 x 52,5						
	1.6 16V (JA0B,04,11)	79	09.99	06.03	- ABS										
	1.9 dTi (JA0N)	72	09.99	06.03	- ABS										
	1.4 16V (OD,1H,OW,10)	70	09.99	06.03	- ABS	03.0520-5520.3	695520		20,64/229x42 TopKit	LUC					
	1.6 16V (JA0B,04,11)	79	09.99	06.03	- ABS										
	1.9 dTi (JA0N)	72	09.99	06.03	- ABS										







RENAULT SCENIC II (JM_) (03-09)

	1.4 16V	72	06.03	09.05		13.0460-3815.2	603815		23930 18,2 /Zub/S 23930 18,2 /Zub/S	BOS BOS							
	1.5 dCi	60	06.03	09.05							13.0470-3815.2	LD3815					
	1.5 dCi	63	05.05	09.05													
	1.5 dCi	74	11.03	09.05													
	1.5 dCi	78	05.05	09.05													
	1.6 16V	83	06.03	09.05													
	1.9 dCi	81	05.05	09.05													
	1.9 dCi	88	06.03	09.05													
	1.9 dCi	96	05.05	09.05													
	2.0 16V	99	06.03	09.05													
	1.4 16V	72	10.05	03.09							13.0460-7221.2	607221		24535 18,3 + 24535 18,3 +	ATE ATE		
	1.5 dCi	60	10.05	03.09												13.0470-7221.2	LD7221
	1.5 dCi	63	10.05	03.09													
1.5 dCi	74	10.05	03.09														
1.5 dCi	76	01.07	03.09														
1.5 dCi	78	10.05	03.09														
1.6 16V	82	01.07	03.09														
1.6 16V	83	10.05	03.09														
1.9 D	85	06.06	03.09		13.0460-7222.2	607222		23245 18,3 +	ATE								
1.9 dCi	81	10.05	03.09														
1.9 dCi	88	10.05	03.09														
1.9 dCi	96	10.05	03.09														
2.0 16V	99	10.05	03.09														
2.0 dCi	110	09.05	03.09														
2.0 16V Turbo	120	05.04	03.09							13.0460-4805.2	604805		24162 15,2	BRE			
	1.4 16V	72	06.03	03.09		24.0124-0158.1	424158		280 24,0 21,8 V L +S +B 280 24,0 21,8 V L +S +B PD								
	1.5 dCi	60	06.03	03.09							24.0324-0158.1	524158					
	1.5 dCi	63	05.05	03.09													
	1.5 dCi	74	11.03	03.09													
	1.5 dCi	76	01.07	03.09													
	1.5 dCi	78	05.05	03.09													
	1.6 16V	82	01.07	03.09													
	1.6 16V	83	06.03	03.09													
	1.9 D	85	06.06	03.09							24.0124-0191.1	424191		300 24,0 21,8 V L +S +B			
	1.9 dCi	81	05.05	03.09													
	1.9 dCi	88	06.03	03.09													
	1.9 dCi	96	05.05	03.09													
	2.0 16V	99	06.03	03.09													
2.0 dCi	110	09.05	03.09		24.0124-0224.1	424224											
2.0 16V Turbo	120	05.04	03.09		24.0128-0223.1	428223		313 28,0 26,0 V L +S +B									

¹⁾ with bearing/ with sensor ring / con supporto/+ anell.sens.ABS / avec palier de secours ABS / con apoyo/+ anillo sensor ABS

RENAULT SCENIC II (JM_) (03-09)														
	1.4 16V	72	06.03	01.05	24.0711-5151.3	360175	2		Radsensor L=485					
	1.5 dCi	60	06.03	01.05										
	1.5 dCi	74	11.03	01.05										
	1.6 16V	83	06.03	01.05										
	1.9 dCi	88	06.03	01.05										
	2.0 16V	99	06.03	01.05										
	2.0 16V Turbo	120	05.04	01.05										
	1.4 16V	72	02.05	12.05						24.0711-5190.3	360177	2		Radsensor L=720
	1.5 dCi	60	02.05	12.05										
	1.5 dCi	63	05.05	12.05										
	1.5 dCi	74	02.05	12.05										
	1.5 dCi	78	05.05	12.05										
1.6 16V	83	02.05	12.05											
1.9 dCi	81	05.05	12.05											
1.9 dCi	88	02.05	12.05											
1.9 dCi	96	05.05	12.05											
2.0 16V	99	02.05	12.05											
2.0 16V Turbo	120	02.05	12.05											
2.0 dCi	110	09.05	12.05											
	1.4 16V	72	01.06	03.09	24.0711-5180.3	360236	2		Radsensor L=720					
	1.5 dCi	60	01.06	03.09										
	1.5 dCi	63	01.06	03.09										
	1.5 dCi	74	01.06	03.09										
	1.5 dCi	76	01.07	03.09										
	1.5 dCi	78	01.06	03.09										
	1.6 16V	82	01.07	03.09										
	1.6 16V	83	01.06	03.09										
	1.9 D	85	06.06	03.09										
	1.9 dCi	81	01.06	03.09										
	1.9 dCi	88	01.06	03.09										
	1.9 dCi	96	01.06	03.09										
2.0 16V	99	01.06	03.09											
2.0 16V Turbo	120	01.06	03.09											
2.0 dCi	110	01.06	03.09											
	1.4 16V	72	06.03	03.09	13.0460-2845.2	602845			23554 16,4 /Zub/S LUC					
	1.5 dCi	60	06.03	03.09										
	1.5 dCi	63	05.05	03.09										
	1.5 dCi	74	11.03	03.09										
	1.5 dCi	76	01.07	03.09										
	1.5 dCi	78	05.05	03.09										
	1.6 16V	82	01.07	03.09										
	1.6 16V	83	06.03	03.09										
	1.9 D	85	06.06	03.09										
	1.9 dCi	81	05.05	03.09										
	1.9 dCi	88	06.03	03.09										
	1.9 dCi	96	05.05	03.09										
2.0 16V	99	06.03	03.09											
2.0 16V Turbo	120	05.04	03.09											
2.0 dCi	110	09.05	03.09											
	1.4 16V	72	06.03	03.09	24.0110-0325.2	410325		mit Lager/ mit Sensorring ¹⁾	270 10,0 9,0					
	1.5 dCi	60	06.03	03.09										
	1.5 dCi	63	05.05	03.09										
	1.5 dCi	74	11.03	03.09										
	1.5 dCi	76	01.07	03.09										
	1.5 dCi	78	05.05	03.09										
	1.6 16V	82	01.07	03.09										
	1.6 16V	83	06.03	03.09										
	1.9 D	85	06.06	03.09										
	1.9 dCi	81	05.05	03.09										
	1.9 dCi	88	06.03	03.09										
	1.9 dCi	96	05.05	03.09										
2.0 16V	99	06.03	03.09											
2.0 16V Turbo	120	05.04	03.09											
2.0 dCi	110	09.05	03.09											
	1.4 16V	72	06.03	12.05	24.0711-5152.2	360176	2		Radsensor L=810					
	1.5 dCi	60	06.03	12.05										
	1.5 dCi	63	05.05	12.05										
	1.5 dCi	74	11.03	12.05										
	1.5 dCi	78	05.05	12.05										
	1.6 16V	83	06.03	12.05										
	1.9 dCi	81	05.05	12.05										
	1.9 dCi	88	06.03	12.05										
	1.9 dCi	96	05.05	12.05										
	2.0 16V	99	06.03	12.05										
	2.0 16V Turbo	120	05.04	12.05										
	2.0 dCi	110	09.05	12.05										
	1.4 16V	72	01.06	03.09	24.0711-5181.3	360237	2		Radsensor L=810					
	1.5 dCi	60	01.06	03.09										
	1.5 dCi	63	01.06	03.09										
	1.5 dCi	74	01.06	03.09										
	1.5 dCi	76	01.07	03.09										
	1.5 dCi	78	01.06	03.09										
	1.6 16V	82	01.07	03.09										
	1.6 16V	83	01.06	03.09										
	1.9 D	85	06.06	03.09										
	1.9 dCi	81	01.06	03.09										

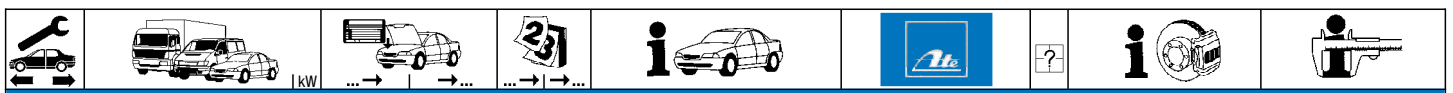
¹⁾ with bearing/ with sensor ring / con supporto/+ anell.sens.ABS / avec palier de secours ABS / con apoyo/+ anillo sensor ABS

RENAULT SCENIC II (JM_) (03-09)																																																																																																																																																																																																																		
	<table border="1"> <tr><td>1.9 dCi</td><td>88</td><td></td><td>01.06</td><td>03.09</td><td>24.0711-5181.3</td><td>360237</td><td>2</td><td></td><td>Radsensor L=810</td></tr> <tr><td>1.9 dCi</td><td>96</td><td></td><td>01.06</td><td>03.09</td><td></td><td></td><td></td><td></td><td></td></tr> <tr><td>2.0 16V</td><td>99</td><td></td><td>01.06</td><td>03.09</td><td></td><td></td><td></td><td></td><td></td></tr> <tr><td>2.0 16V Turbo</td><td>120</td><td></td><td>01.06</td><td>03.09</td><td></td><td></td><td></td><td></td><td></td></tr> <tr><td>2.0 dCi</td><td>110</td><td></td><td>01.06</td><td>03.09</td><td></td><td></td><td></td><td></td><td></td></tr> </table>	1.9 dCi	88		01.06	03.09	24.0711-5181.3	360237	2		Radsensor L=810	1.9 dCi	96		01.06	03.09						2.0 16V	99		01.06	03.09						2.0 16V Turbo	120		01.06	03.09						2.0 dCi	110		01.06	03.09																																																																																																																																																																				
1.9 dCi	88		01.06	03.09	24.0711-5181.3	360237	2		Radsensor L=810																																																																																																																																																																																																									
1.9 dCi	96		01.06	03.09																																																																																																																																																																																																														
2.0 16V	99		01.06	03.09																																																																																																																																																																																																														
2.0 16V Turbo	120		01.06	03.09																																																																																																																																																																																																														
2.0 dCi	110		01.06	03.09																																																																																																																																																																																																														
RENAULT SCENIC III (JZ_) (09-)																																																																																																																																																																																																																		
	<table border="1"> <tr><td>1.5 dCi</td><td>63</td><td></td><td>04.09</td><td></td><td>+ 15" Rad ¹⁾</td><td>13.0460-7266.2</td><td>607266</td><td></td><td>24538 17,9 +</td><td>ATE</td></tr> <tr><td>1.5 dCi</td><td>70</td><td></td><td>11.10</td><td></td><td>+ 15" Rad ¹⁾</td><td>13.0470-7266.2</td><td>LD7266</td><td></td><td>24538 17,9 +</td><td>ATE</td></tr> <tr><td>1.5 dCi</td><td>78</td><td></td><td>04.09</td><td></td><td>+ 15" Rad ¹⁾</td><td></td><td></td><td></td><td></td><td></td></tr> <tr><td>1.5 dCi</td><td>81</td><td></td><td>04.09</td><td></td><td>+ 15" Rad ¹⁾</td><td></td><td></td><td></td><td></td><td></td></tr> <tr><td>1.6 16V</td><td>81</td><td></td><td>04.09</td><td></td><td>+ 15" Rad ¹⁾</td><td></td><td></td><td></td><td></td><td></td></tr> <tr><td>1.6 E85</td><td>81</td><td></td><td>06.09</td><td></td><td>+ 15" Rad ¹⁾</td><td></td><td></td><td></td><td></td><td></td></tr> <tr><td>1.2 TCe</td><td>85</td><td></td><td>03.12</td><td></td><td></td><td>13.0460-7249.2</td><td>607249</td><td></td><td>24709 18,6 +</td><td>ATE</td></tr> <tr><td>1.2 TCe</td><td>97</td><td></td><td>03.13</td><td></td><td></td><td>13.0470-7249.2</td><td>LD7249</td><td></td><td>24709 18,6 +</td><td>ATE</td></tr> <tr><td>1.4 TCe</td><td>96</td><td></td><td>04.09</td><td></td><td></td><td></td><td></td><td></td><td></td><td></td></tr> <tr><td>1.5 dCi</td><td>70</td><td></td><td>11.10</td><td></td><td>+ 16"/17" Rad ²⁾</td><td></td><td></td><td></td><td></td><td></td></tr> <tr><td>1.5 dCi</td><td>78</td><td></td><td>04.09</td><td></td><td>+ 16"/17" Rad ²⁾</td><td></td><td></td><td></td><td></td><td></td></tr> <tr><td>1.5 dCi</td><td>81</td><td></td><td>04.09</td><td></td><td>+ 16"/17" Rad ²⁾</td><td></td><td></td><td></td><td></td><td></td></tr> <tr><td>1.6 16V</td><td>81</td><td></td><td>04.09</td><td></td><td>+ 16"/17" Rad ²⁾</td><td></td><td></td><td></td><td></td><td></td></tr> <tr><td>1.6 dCi</td><td>96</td><td></td><td>04.11</td><td></td><td></td><td></td><td></td><td></td><td></td><td></td></tr> <tr><td>1.6 E85</td><td>81</td><td></td><td>06.09</td><td></td><td>+ 16"/17" Rad ²⁾</td><td></td><td></td><td></td><td></td><td></td></tr> <tr><td>1.9 dCi</td><td>96</td><td></td><td>04.09</td><td></td><td></td><td></td><td></td><td></td><td></td><td></td></tr> <tr><td>2.0 16V</td><td>103</td><td></td><td>04.09</td><td></td><td></td><td></td><td></td><td></td><td></td><td></td></tr> <tr><td>2.0 dCi</td><td>110</td><td></td><td>04.09</td><td></td><td></td><td></td><td></td><td></td><td></td><td></td></tr> <tr><td>2.0 dCi</td><td>118</td><td></td><td>04.09</td><td></td><td></td><td></td><td></td><td></td><td></td><td></td></tr> </table>	1.5 dCi	63		04.09		+ 15" Rad ¹⁾	13.0460-7266.2	607266		24538 17,9 +	ATE	1.5 dCi	70		11.10		+ 15" Rad ¹⁾	13.0470-7266.2	LD7266		24538 17,9 +	ATE	1.5 dCi	78		04.09		+ 15" Rad ¹⁾						1.5 dCi	81		04.09		+ 15" Rad ¹⁾						1.6 16V	81		04.09		+ 15" Rad ¹⁾						1.6 E85	81		06.09		+ 15" Rad ¹⁾						1.2 TCe	85		03.12			13.0460-7249.2	607249		24709 18,6 +	ATE	1.2 TCe	97		03.13			13.0470-7249.2	LD7249		24709 18,6 +	ATE	1.4 TCe	96		04.09								1.5 dCi	70		11.10		+ 16"/17" Rad ²⁾						1.5 dCi	78		04.09		+ 16"/17" Rad ²⁾						1.5 dCi	81		04.09		+ 16"/17" Rad ²⁾						1.6 16V	81		04.09		+ 16"/17" Rad ²⁾						1.6 dCi	96		04.11								1.6 E85	81		06.09		+ 16"/17" Rad ²⁾						1.9 dCi	96		04.09								2.0 16V	103		04.09								2.0 dCi	110		04.09								2.0 dCi	118		04.09							
1.5 dCi	63		04.09		+ 15" Rad ¹⁾	13.0460-7266.2	607266		24538 17,9 +	ATE																																																																																																																																																																																																								
1.5 dCi	70		11.10		+ 15" Rad ¹⁾	13.0470-7266.2	LD7266		24538 17,9 +	ATE																																																																																																																																																																																																								
1.5 dCi	78		04.09		+ 15" Rad ¹⁾																																																																																																																																																																																																													
1.5 dCi	81		04.09		+ 15" Rad ¹⁾																																																																																																																																																																																																													
1.6 16V	81		04.09		+ 15" Rad ¹⁾																																																																																																																																																																																																													
1.6 E85	81		06.09		+ 15" Rad ¹⁾																																																																																																																																																																																																													
1.2 TCe	85		03.12			13.0460-7249.2	607249		24709 18,6 +	ATE																																																																																																																																																																																																								
1.2 TCe	97		03.13			13.0470-7249.2	LD7249		24709 18,6 +	ATE																																																																																																																																																																																																								
1.4 TCe	96		04.09																																																																																																																																																																																																															
1.5 dCi	70		11.10		+ 16"/17" Rad ²⁾																																																																																																																																																																																																													
1.5 dCi	78		04.09		+ 16"/17" Rad ²⁾																																																																																																																																																																																																													
1.5 dCi	81		04.09		+ 16"/17" Rad ²⁾																																																																																																																																																																																																													
1.6 16V	81		04.09		+ 16"/17" Rad ²⁾																																																																																																																																																																																																													
1.6 dCi	96		04.11																																																																																																																																																																																																															
1.6 E85	81		06.09		+ 16"/17" Rad ²⁾																																																																																																																																																																																																													
1.9 dCi	96		04.09																																																																																																																																																																																																															
2.0 16V	103		04.09																																																																																																																																																																																																															
2.0 dCi	110		04.09																																																																																																																																																																																																															
2.0 dCi	118		04.09																																																																																																																																																																																																															
	<table border="1"> <tr><td>1.5 dCi</td><td>63</td><td></td><td>04.09</td><td></td><td>+ 15" Rad ¹⁾</td><td>24.0124-0221.1</td><td>424221</td><td></td><td>280 24,0 21,8 V L +S +B</td><td></td></tr> <tr><td>1.5 dCi</td><td>70</td><td></td><td>04.09</td><td></td><td>+ 15" Rad ¹⁾</td><td></td><td></td><td></td><td></td><td></td></tr> <tr><td>1.5 dCi</td><td>78</td><td></td><td>04.09</td><td></td><td>+ 15" Rad ¹⁾</td><td></td><td></td><td></td><td></td><td></td></tr> <tr><td>1.5 dCi</td><td>81</td><td></td><td>04.09</td><td></td><td>+ 15" Rad ¹⁾</td><td></td><td></td><td></td><td></td><td></td></tr> <tr><td>1.6 16V</td><td>81</td><td></td><td>04.09</td><td></td><td>+ 15" Rad ¹⁾</td><td></td><td></td><td></td><td></td><td></td></tr> <tr><td>1.6 E85</td><td>81</td><td></td><td>06.09</td><td></td><td>+ 15" Rad ¹⁾</td><td></td><td></td><td></td><td></td><td></td></tr> <tr><td>1.2 TCe</td><td>85</td><td></td><td>03.12</td><td></td><td></td><td>24.0126-0158.1</td><td>426158</td><td></td><td>296 26,0 23,4 V L +S +B</td><td></td></tr> <tr><td>1.2 TCe</td><td>97</td><td></td><td>03.13</td><td></td><td></td><td></td><td></td><td></td><td></td><td></td></tr> <tr><td>1.4 TCe</td><td>96</td><td></td><td>04.09</td><td></td><td></td><td></td><td></td><td></td><td></td><td></td></tr> <tr><td>1.5 dCi</td><td>70</td><td></td><td>11.10</td><td></td><td>+ 16"/17" Rad ²⁾</td><td></td><td></td><td></td><td></td><td></td></tr> <tr><td>1.5 dCi</td><td>78</td><td></td><td>04.09</td><td></td><td>+ 16"/17" Rad ²⁾</td><td></td><td></td><td></td><td></td><td></td></tr> <tr><td>1.5 dCi</td><td>81</td><td></td><td>04.09</td><td></td><td>+ 16"/17" Rad ²⁾</td><td></td><td></td><td></td><td></td><td></td></tr> <tr><td>1.6 16V</td><td>81</td><td></td><td>04.09</td><td></td><td>+ 16"/17" Rad ²⁾</td><td></td><td></td><td></td><td></td><td></td></tr> <tr><td>1.6 dCi</td><td>96</td><td></td><td>04.11</td><td></td><td></td><td></td><td></td><td></td><td></td><td></td></tr> <tr><td>1.6 E85</td><td>81</td><td></td><td>06.09</td><td></td><td>+ 16"/17" Rad ²⁾</td><td></td><td></td><td></td><td></td><td></td></tr> <tr><td>1.9 dCi</td><td>96</td><td></td><td>04.09</td><td></td><td></td><td></td><td></td><td></td><td></td><td></td></tr> <tr><td>2.0 16V</td><td>103</td><td></td><td>04.09</td><td></td><td></td><td></td><td></td><td></td><td></td><td></td></tr> <tr><td>2.0 dCi</td><td>110</td><td></td><td>04.09</td><td></td><td></td><td></td><td></td><td></td><td></td><td></td></tr> <tr><td>2.0 dCi</td><td>118</td><td></td><td>04.09</td><td></td><td></td><td></td><td></td><td></td><td></td><td></td></tr> </table>	1.5 dCi	63		04.09		+ 15" Rad ¹⁾	24.0124-0221.1	424221		280 24,0 21,8 V L +S +B		1.5 dCi	70		04.09		+ 15" Rad ¹⁾						1.5 dCi	78		04.09		+ 15" Rad ¹⁾						1.5 dCi	81		04.09		+ 15" Rad ¹⁾						1.6 16V	81		04.09		+ 15" Rad ¹⁾						1.6 E85	81		06.09		+ 15" Rad ¹⁾						1.2 TCe	85		03.12			24.0126-0158.1	426158		296 26,0 23,4 V L +S +B		1.2 TCe	97		03.13								1.4 TCe	96		04.09								1.5 dCi	70		11.10		+ 16"/17" Rad ²⁾						1.5 dCi	78		04.09		+ 16"/17" Rad ²⁾						1.5 dCi	81		04.09		+ 16"/17" Rad ²⁾						1.6 16V	81		04.09		+ 16"/17" Rad ²⁾						1.6 dCi	96		04.11								1.6 E85	81		06.09		+ 16"/17" Rad ²⁾						1.9 dCi	96		04.09								2.0 16V	103		04.09								2.0 dCi	110		04.09								2.0 dCi	118		04.09							
1.5 dCi	63		04.09		+ 15" Rad ¹⁾	24.0124-0221.1	424221		280 24,0 21,8 V L +S +B																																																																																																																																																																																																									
1.5 dCi	70		04.09		+ 15" Rad ¹⁾																																																																																																																																																																																																													
1.5 dCi	78		04.09		+ 15" Rad ¹⁾																																																																																																																																																																																																													
1.5 dCi	81		04.09		+ 15" Rad ¹⁾																																																																																																																																																																																																													
1.6 16V	81		04.09		+ 15" Rad ¹⁾																																																																																																																																																																																																													
1.6 E85	81		06.09		+ 15" Rad ¹⁾																																																																																																																																																																																																													
1.2 TCe	85		03.12			24.0126-0158.1	426158		296 26,0 23,4 V L +S +B																																																																																																																																																																																																									
1.2 TCe	97		03.13																																																																																																																																																																																																															
1.4 TCe	96		04.09																																																																																																																																																																																																															
1.5 dCi	70		11.10		+ 16"/17" Rad ²⁾																																																																																																																																																																																																													
1.5 dCi	78		04.09		+ 16"/17" Rad ²⁾																																																																																																																																																																																																													
1.5 dCi	81		04.09		+ 16"/17" Rad ²⁾																																																																																																																																																																																																													
1.6 16V	81		04.09		+ 16"/17" Rad ²⁾																																																																																																																																																																																																													
1.6 dCi	96		04.11																																																																																																																																																																																																															
1.6 E85	81		06.09		+ 16"/17" Rad ²⁾																																																																																																																																																																																																													
1.9 dCi	96		04.09																																																																																																																																																																																																															
2.0 16V	103		04.09																																																																																																																																																																																																															
2.0 dCi	110		04.09																																																																																																																																																																																																															
2.0 dCi	118		04.09																																																																																																																																																																																																															
	<table border="1"> <tr><td>1.2 TCe</td><td>85</td><td></td><td>03.12</td><td></td><td>- elektrische Feststellbremse ³⁾</td><td>13.0460-2740.2</td><td>602740</td><td></td><td>23554 17,2 /Zub/S</td><td>LUC</td></tr> <tr><td>1.2 TCe</td><td>97</td><td></td><td>03.13</td><td></td><td>- elektrische Feststellbremse ³⁾</td><td>13.0470-2740.2</td><td>LD2740</td><td></td><td>23554 17,2 /Zub/S</td><td>LUC</td></tr> <tr><td>1.4 TCe</td><td>96</td><td></td><td>04.09</td><td></td><td>- elektrische Feststellbremse ³⁾</td><td></td><td></td><td></td><td></td><td></td></tr> <tr><td>1.5 dCi</td><td>63</td><td></td><td>04.09</td><td></td><td>- elektrische Feststellbremse ³⁾</td><td></td><td></td><td></td><td></td><td></td></tr> <tr><td>1.5 dCi</td><td>70</td><td></td><td>11.10</td><td></td><td>- elektrische Feststellbremse ³⁾</td><td></td><td></td><td></td><td></td><td></td></tr> <tr><td>1.5 dCi</td><td>78</td><td></td><td>04.09</td><td></td><td>- elektrische Feststellbremse ³⁾</td><td></td><td></td><td></td><td></td><td></td></tr> <tr><td>1.5 dCi</td><td>81</td><td></td><td>04.09</td><td></td><td>- elektrische Feststellbremse ³⁾</td><td></td><td></td><td></td><td></td><td></td></tr> <tr><td>1.6 16V</td><td>81</td><td></td><td>04.09</td><td></td><td>- elektrische Feststellbremse ³⁾</td><td></td><td></td><td></td><td></td><td></td></tr> <tr><td>1.6 dCi</td><td>96</td><td></td><td>04.11</td><td></td><td>- elektrische Feststellbremse ³⁾</td><td></td><td></td><td></td><td></td><td></td></tr> <tr><td>1.6 E85</td><td>81</td><td></td><td>06.09</td><td></td><td>- elektrische Feststellbremse ³⁾</td><td></td><td></td><td></td><td></td><td></td></tr> <tr><td>1.9 dCi</td><td>96</td><td></td><td>04.09</td><td></td><td>- elektrische Feststellbremse ³⁾</td><td></td><td></td><td></td><td></td><td></td></tr> <tr><td>2.0 16V</td><td>103</td><td></td><td>04.09</td><td></td><td>- elektrische Feststellbremse ³⁾</td><td></td><td></td><td></td><td></td><td></td></tr> <tr><td>2.0 dCi</td><td>110</td><td></td><td>04.09</td><td></td><td>- elektrische Feststellbremse ³⁾</td><td>13.0460-2753.2</td><td>602753</td><td></td><td>23554 16,0 /Zub/S</td><td>LUC</td></tr> <tr><td>2.0 dCi</td><td>118</td><td></td><td>04.09</td><td></td><td>- elektrische Feststellbremse ³⁾</td><td></td><td></td><td></td><td></td><td></td></tr> </table>	1.2 TCe	85		03.12		- elektrische Feststellbremse ³⁾	13.0460-2740.2	602740		23554 17,2 /Zub/S	LUC	1.2 TCe	97		03.13		- elektrische Feststellbremse ³⁾	13.0470-2740.2	LD2740		23554 17,2 /Zub/S	LUC	1.4 TCe	96		04.09		- elektrische Feststellbremse ³⁾						1.5 dCi	63		04.09		- elektrische Feststellbremse ³⁾						1.5 dCi	70		11.10		- elektrische Feststellbremse ³⁾						1.5 dCi	78		04.09		- elektrische Feststellbremse ³⁾						1.5 dCi	81		04.09		- elektrische Feststellbremse ³⁾						1.6 16V	81		04.09		- elektrische Feststellbremse ³⁾						1.6 dCi	96		04.11		- elektrische Feststellbremse ³⁾						1.6 E85	81		06.09		- elektrische Feststellbremse ³⁾						1.9 dCi	96		04.09		- elektrische Feststellbremse ³⁾						2.0 16V	103		04.09		- elektrische Feststellbremse ³⁾						2.0 dCi	110		04.09		- elektrische Feststellbremse ³⁾	13.0460-2753.2	602753		23554 16,0 /Zub/S	LUC	2.0 dCi	118		04.09		- elektrische Feststellbremse ³⁾																																																												
1.2 TCe	85		03.12		- elektrische Feststellbremse ³⁾	13.0460-2740.2	602740		23554 17,2 /Zub/S	LUC																																																																																																																																																																																																								
1.2 TCe	97		03.13		- elektrische Feststellbremse ³⁾	13.0470-2740.2	LD2740		23554 17,2 /Zub/S	LUC																																																																																																																																																																																																								
1.4 TCe	96		04.09		- elektrische Feststellbremse ³⁾																																																																																																																																																																																																													
1.5 dCi	63		04.09		- elektrische Feststellbremse ³⁾																																																																																																																																																																																																													
1.5 dCi	70		11.10		- elektrische Feststellbremse ³⁾																																																																																																																																																																																																													
1.5 dCi	78		04.09		- elektrische Feststellbremse ³⁾																																																																																																																																																																																																													
1.5 dCi	81		04.09		- elektrische Feststellbremse ³⁾																																																																																																																																																																																																													
1.6 16V	81		04.09		- elektrische Feststellbremse ³⁾																																																																																																																																																																																																													
1.6 dCi	96		04.11		- elektrische Feststellbremse ³⁾																																																																																																																																																																																																													
1.6 E85	81		06.09		- elektrische Feststellbremse ³⁾																																																																																																																																																																																																													
1.9 dCi	96		04.09		- elektrische Feststellbremse ³⁾																																																																																																																																																																																																													
2.0 16V	103		04.09		- elektrische Feststellbremse ³⁾																																																																																																																																																																																																													
2.0 dCi	110		04.09		- elektrische Feststellbremse ³⁾	13.0460-2753.2	602753		23554 16,0 /Zub/S	LUC																																																																																																																																																																																																								
2.0 dCi	118		04.09		- elektrische Feststellbremse ³⁾																																																																																																																																																																																																													
RENAULT GRAND SCENIC (JM_) (04-09)																																																																																																																																																																																																																		
	<table border="1"> <tr><td>1.5 dCi</td><td>74</td><td></td><td>04.04</td><td>09.05</td><td></td><td>13.0460-3815.2</td><td>603815</td><td></td><td>23930 18,2 /Zub/S</td><td>BOS</td></tr> <tr><td>1.6</td><td>83</td><td></td><td>04.04</td><td>09.05</td><td></td><td>13.0470-3815.2</td><td>LD3815</td><td></td><td>23930 18,2 /Zub/S</td><td>BOS</td></tr> <tr><td>1.9 dCi</td><td>81</td><td></td><td>05.05</td><td>09.05</td><td></td><td></td><td></td><td></td><td></td><td></td></tr> <tr><td>1.9 dCi</td><td>88</td><td></td><td>04.04</td><td>09.05</td><td></td><td></td><td></td><td></td><td></td><td></td></tr> <tr><td>1.9 dCi</td><td>96</td><td></td><td>05.05</td><td>09.05</td><td></td><td></td><td></td><td></td><td></td><td></td></tr> <tr><td>2.0 16V</td><td>99</td><td></td><td>04.04</td><td>09.05</td><td></td><td></td><td></td><td></td><td></td><td></td></tr> <tr><td>2.0 dCi</td><td>110</td><td></td><td>09.05</td><td>09.05</td><td></td><td></td><td></td><td></td><td></td><td></td></tr> <tr><td>1.5 dCi</td><td>74</td><td></td><td>10.05</td><td>03.09</td><td></td><td>13.0460-7222.2</td><td>607222</td><td></td><td>23245 18,3 +</td><td>ATE</td></tr> <tr><td>1.6</td><td>83</td><td></td><td>10.05</td><td>03.09</td><td></td><td></td><td></td><td></td><td></td><td></td></tr> <tr><td>1.9 dCi</td><td>81</td><td></td><td>10.05</td><td>03.09</td><td></td><td></td><td></td><td></td><td></td><td></td></tr> <tr><td>1.9 dCi</td><td>88</td><td></td><td>10.05</td><td>03.09</td><td></td><td></td><td></td><td></td><td></td><td></td></tr> <tr><td>1.9 dCi</td><td>96</td><td></td><td>10.05</td><td>03.09</td><td></td><td></td><td></td><td></td><td></td><td></td></tr> <tr><td>2.0 16V</td><td>99</td><td></td><td>10.05</td><td>03.09</td><td></td><td></td><td></td><td></td><td></td><td></td></tr> <tr><td>2.0 dCi</td><td>110</td><td></td><td>10.05</td><td>03.09</td><td></td><td></td><td></td><td></td><td></td><td></td></tr> <tr><td>2.0 16V Turbo</td><td>120</td><td></td><td>04.04</td><td>03.09</td><td></td><td>13.0460-4805.2</td><td>604805</td><td></td><td>24162 15,2</td><td>BRE</td></tr> </table>	1.5 dCi	74		04.04	09.05		13.0460-3815.2	603815		23930 18,2 /Zub/S	BOS	1.6	83		04.04	09.05		13.0470-3815.2	LD3815		23930 18,2 /Zub/S	BOS	1.9 dCi	81		05.05	09.05							1.9 dCi	88		04.04	09.05							1.9 dCi	96		05.05	09.05							2.0 16V	99		04.04	09.05							2.0 dCi	110		09.05	09.05							1.5 dCi	74		10.05	03.09		13.0460-7222.2	607222		23245 18,3 +	ATE	1.6	83		10.05	03.09							1.9 dCi	81		10.05	03.09							1.9 dCi	88		10.05	03.09							1.9 dCi	96		10.05	03.09							2.0 16V	99		10.05	03.09							2.0 dCi	110		10.05	03.09							2.0 16V Turbo	120		04.04	03.09		13.0460-4805.2	604805		24162 15,2	BRE																																												
1.5 dCi	74		04.04	09.05		13.0460-3815.2	603815		23930 18,2 /Zub/S	BOS																																																																																																																																																																																																								
1.6	83		04.04	09.05		13.0470-3815.2	LD3815		23930 18,2 /Zub/S	BOS																																																																																																																																																																																																								
1.9 dCi	81		05.05	09.05																																																																																																																																																																																																														
1.9 dCi	88		04.04	09.05																																																																																																																																																																																																														
1.9 dCi	96		05.05	09.05																																																																																																																																																																																																														
2.0 16V	99		04.04	09.05																																																																																																																																																																																																														
2.0 dCi	110		09.05	09.05																																																																																																																																																																																																														
1.5 dCi	74		10.05	03.09		13.0460-7222.2	607222		23245 18,3 +	ATE																																																																																																																																																																																																								
1.6	83		10.05	03.09																																																																																																																																																																																																														
1.9 dCi	81		10.05	03.09																																																																																																																																																																																																														
1.9 dCi	88		10.05	03.09																																																																																																																																																																																																														
1.9 dCi	96		10.05	03.09																																																																																																																																																																																																														
2.0 16V	99		10.05	03.09																																																																																																																																																																																																														
2.0 dCi	110		10.05	03.09																																																																																																																																																																																																														
2.0 16V Turbo	120		04.04	03.09		13.0460-4805.2	604805		24162 15,2	BRE																																																																																																																																																																																																								
	<table border="1"> <tr><td>1.5 dCi</td><td>74</td><td></td><td>04.04</td><td>03.09</td><td></td><td>24.0124-0191.1</td><td>424191</td><td></td><td>300 24,0 21,8 V L +S +B</td><td></td></tr> <tr><td>1.6</td><td>83</td><td></td><td>04.04</td><td>03.09</td><td></td><td></td><td></td><td></td><td></td><td></td></tr> <tr><td>1.9 dCi</td><td>81</td><td></td><td>05.05</td><td>03.09</td><td></td><td></td><td></td><td></td><td></td><td></td></tr> <tr><td>1.9 dCi</td><td>88</td><td></td><td>04.04</td><td>03.09</td><td></td><td></td><td></td><td></td><td></td><td></td></tr> <tr><td>1.9 dCi</td><td>96</td><td></td><td>05.05</td><td>03.09</td><td></td><td></td><td></td><td></td><td></td><td></td></tr> <tr><td>2.0 16V</td><td>99</td><td></td><td>04.04</td><td>03.09</td><td></td><td></td><td></td><td></td><td></td><td></td></tr> <tr><td>2.0 dCi</td><td>110</td><td></td><td>09.05</td><td>03.09</td><td></td><td>24.0124-0224.1</td><td>424224</td><td></td><td>300 24,0 21,8 V L +S +B</td><td></td></tr> <tr><td>2.0 16V Turbo</td><td>120</td><td></td><td>04.04</td><td>03.09</td><td></td><td>24.0128-0223.1</td><td>428223</td><td></td><td>313 28,0 26,0 V L +S +B</td><td></td></tr> </table>	1.5 dCi	74		04.04	03.09		24.0124-0191.1	424191		300 24,0 21,8 V L +S +B		1.6	83		04.04	03.09							1.9 dCi	81		05.05	03.09							1.9 dCi	88		04.04	03.09							1.9 dCi	96		05.05	03.09							2.0 16V	99		04.04	03.09							2.0 dCi	110		09.05	03.09		24.0124-0224.1	424224		300 24,0 21,8 V L +S +B		2.0 16V Turbo	120		04.04	03.09		24.0128-0223.1	428223		313 28,0 26,0 V L +S +B																																																																																																																										
1.5 dCi	74		04.04	03.09		24.0124-0191.1	424191		300 24,0 21,8 V L +S +B																																																																																																																																																																																																									
1.6	83		04.04	03.09																																																																																																																																																																																																														
1.9 dCi	81		05.05	03.09																																																																																																																																																																																																														
1.9 dCi	88		04.04	03.09																																																																																																																																																																																																														
1.9 dCi	96		05.05	03.09																																																																																																																																																																																																														
2.0 16V	99		04.04	03.09																																																																																																																																																																																																														
2.0 dCi	110		09.05	03.09		24.0124-0224.1	424224		300 24,0 21,8 V L +S +B																																																																																																																																																																																																									
2.0 16V Turbo	120		04.04	03.09		24.0128-0223.1	428223		313 28,0 26,0 V L +S +B																																																																																																																																																																																																									

¹⁾ + 15" wheel / + ruota 15" / + roue 15" / + rueda 15"

²⁾ + 16"/17" wheel / + ruota 16"/17" / + roue 16"/17" / + ruedas 16"/17"

³⁾ - electric parking brake / - freno a mano elettrico / - frein à main électrique / - freno de mano eléctrico



RENAULT GRAND SCENIC (JM_) (04-09)

	1.5 dCi	74		04.04	01.05	24.0711-5151.3	360175	2		Radsensor L=485								
	1.6	83		04.04	01.05													
	1.9 dCi	88		04.04	01.05													
	2.0 16V	99		04.04	01.05													
	2.0 16V Turbo	120		04.04	01.05													
	1.5 dCi	74		02.05	12.05						24.0711-5190.3	360177	2		Radsensor L=720			
	1.6	83		02.05	12.05													
	1.9 dCi	81		05.05	12.05													
	1.9 dCi	88		02.05	12.05													
	1.9 dCi	96		05.05	12.05													
2.0 16V	99		02.05	12.05														
2.0 16V Turbo	120		02.05	12.05														
1.5 dCi	74		01.06	03.09	24.0711-5180.3	360236	2		Radsensor L=720									
1.6	83		01.06	03.09														
1.9 dCi	81		01.06	03.09														
1.9 dCi	88		01.06	03.09														
1.9 dCi	96		01.06	03.09														
2.0 16V	99		01.06	03.09														
2.0 16V Turbo	120		01.06	03.09														
	1.5 dCi	74		04.04						03.09	13.0460-2845.2	602845			23554 16,4 /Zub/S 23554 16,4 /Zub/S Einbausatz	LUC LUC LUC		
	1.6	83		04.04						03.09								
	1.9 dCi	81		05.05						03.09								
	1.9 dCi	88		04.04	03.09													
	1.9 dCi	96		05.05	03.09													
	2.0 16V	99		04.04	03.09													
	2.0 16V Turbo	120		04.04	03.09													
	13.0460-0072.2	610072																
		1.5 dCi	74		04.04	03.09	24.0111-0148.2	411148									mit Lager/ mit Sensorring ¹⁾	274 10,9 9,5
		1.6	83		04.04	03.09												
1.9 dCi		81		05.05	03.09													
1.9 dCi		88		04.04	03.09													
1.9 dCi		96		05.05	03.09													
2.0 16V		99		06.03	03.09													
2.0 16V Turbo		120		04.04	03.09													
2.0 dCi		110		09.05	03.09	24.0111-0101.2					411101		mit Lager/ mit Sensorring ¹⁾	274 10,9 9,5				
		1.5 dCi	74		04.04	12.05					24.0711-5152.3	360176	2		Radsensor L=810			
		1.6	83		04.04	12.05												
	1.9 dCi	81		05.05	12.05													
	1.9 dCi	88		04.04	12.05													
	1.9 dCi	96		05.05	12.05													
	2.0 16V	99		04.04	12.05													
	2.0 16V Turbo	120		04.04	12.05													
		1.5 dCi	74		01.06	03.09	24.0711-5181.3	360237	2							Radsensor L=810		
		1.6	83		01.06	03.09												
		1.9 dCi	81		01.06	03.09												
1.9 dCi		88		01.06	03.09													
1.9 dCi		96		01.06	03.09													
2.0 16V		99		01.06	03.09													
2.0 16V Turbo		120		01.06	03.09													

RENAULT GRAND SCENIC (JZ_) (09-)

	1.5 dCi	63		04.09		13.0460-7266.2	607266			24538 17,9 + 24538 17,9 +	ATE ATE
	1.2 TCe	85		03.12							
	1.2 TCe	97		03.13							
	1.4 16V	96		02.09							
	1.5 dCi	70		11.10							
	1.5 dCi	78		02.09							
	1.5 dCi	81		04.09							
	1.6 16V	81		02.09							
	1.6 dCi	96		04.11							
	1.9 dCi	96		02.09							
2.0 16V	103		02.09								
2.0 dCi	110		02.09		13.0460-7250.2	607250			24870 17,5 +	ATE	
2.0 dCi	118		04.09								
	1.5 dCi	63		04.09		24.0124-0221.1	424221			280 24,0 21,8 V L +S +B 296 26,0 23,4 V L +S +B	
	1.2 TCe	85		03.12							
	1.2 TCe	97		03.13							
	1.4 16V	96		02.09							
	1.5 dCi	70		11.10							
	1.5 dCi	78		02.09							
	1.5 dCi	81		04.09							
	1.6 16V	81		02.09							
	1.6 dCi	96		04.11							
	1.9 dCi	96		02.09							
2.0 16V	103		02.09								
2.0 dCi	110		02.09		24.0128-0245.1	428245			320 28,0 25,4 V L +S +B		
2.0 dCi	118		04.09								
	1.2 TCe	85		03.12		13.0460-2753.2	602753			23554 16,0 /Zub/S	LUC
	1.2 TCe	97		03.13							
	1.4 16V	96		02.09							
	1.5 dCi	70		11.10							
	1.5 dCi	78		02.09							
	1.5 dCi	81		04.09							
	1.6 16V	81		02.09							
1.6 dCi	96		04.11								

¹⁾ with bearing/ with sensor ring / con supporto/+ anell.sens.ABS / avec palier de secours ABS / con apoyo/+ anillo sensor ABS

²⁾ - electric parking brake / - freno a mano elettrico / - frein à main électrique / - freno de mano eléctrico



RENAULT GRAND SCENIC (JZ_) (09-)

	1.9 dCi	96		02.09		- elektrische Feststellbremse ¹⁾	13.0460-2753.2	602753			23554 16,0 /Zub/S	LUC
	2.0 16V	103		02.09		- elektrische Feststellbremse ¹⁾						
	2.0 dCi	110		02.09		- elektrische Feststellbremse ¹⁾						
	2.0 dCi	118		04.09		- elektrische Feststellbremse ¹⁾						

RENAULT THALIA I (LB_) (98-)

	1.2 16V	55		04.02			13.0460-2834.2	602834			21463 18,2 /WK/S	LUC
	1.4	55		08.00								
	1.4 16V	72		08.00								
	1.5 dCi	47		06.05								
	1.5 dCi	48		04.02								
	1.5 dCi	50		02.03								
	1.5 dCi	60		06.01								
	1.6 16V	79		04.02								
	1.9 D	48		02.98	05.01							
	1.2 16V	55		04.02			24.0112-0116.1	412116			238 12,0 10,5 +S +B	
	1.4	55		08.00								
	1.2 16V	55		04.02			24.0120-0125.1	420125			238 20,1 17,7 V +S +B	
	1.4 16V	72		08.00								
	1.5 dCi	47		06.05								
	1.5 dCi	48		04.02								
	1.5 dCi	50		02.03								
	1.5 dCi	60		06.01								
	1.6 16V	79		04.02								
	1.9 D	48		02.98	05.01							
	1.2 16V	55		04.02			24.0741-1129.1	360164	<input type="checkbox"/> + ESP		Radsensor L=798	
	1.4	55		08.00			24.0741-1130.1	360165	<input type="checkbox"/> + ESP		Radsensor L=1668	
	1.4 16V	72		08.00								
	1.5 dCi	47		06.05								
	1.5 dCi	48		04.02								
	1.5 dCi	50		02.03								
	1.5 dCi	60		06.01								
	1.2 16V	55		04.02		- ABS	03.0137-0358.2	650358			180 x 42 HEB	BDX
	1.4	55		08.00			03.0137-9088.2	669088			Einbausatz	BDX
	1.2 16V	55		04.02			03.0137-0312.2	650312			203 x 38 HEB	LUC
	1.4	55		08.00		- ABS	03.0137-9278.2	669278			Einbausatz	LUC
	1.4 16V	72		08.00								
	1.5 dCi	47		06.05								
	1.5 dCi	48		04.02								
	1.5 dCi	50		02.03								
	1.5 dCi	60		06.01								
	1.6 16V	79		04.02								
	1.9 D	48		02.98	05.01							
	1.2 16V	55		04.02		+ ABS	03.0137-0423.2	650423			203 x 39 HEB	BOS
	1.4	55		08.00			03.0137-9274.2	669274			Einbausatz	BOS
	1.4 16V	72		08.00		+ ABS						
	1.5 dCi	47		06.05								
	1.5 dCi	48		04.02								
	1.5 dCi	50		02.03								
	1.5 dCi	60		06.01								
	1.6 16V	79		04.02								
	1.9 D	48		02.98	05.01							
	1.2 16V	55		04.02		- ABS	24.0218-0032.1	480118			180/181 x 53,5 - Lager	
	1.4	55		08.00		- ABS	24.0218-0732.2	480207			180/181 x 53,2 + Lager	
	1.2 16V	55		04.02	11.02	+ ABS	24.0220-3021.1	480127			203/204,5 x 50,5 - Lager	
	1.4	55		08.00	11.02	+ ABS						
	1.4 16V	72		08.00	11.02							
	1.5 dCi	48		04.02	11.02							
	1.5 dCi	60		06.01	11.02							
	1.6 16V	79		04.02								
	1.9 D	48		02.98	05.01							
	1.2 16V	55		12.02		+ ABS	24.0220-3036.1	480301	ohne Sensorring ²⁾		203/204,5 x 50,5 - Lager	
	1.4	55		12.02		+ ABS						
	1.4 16V	72		12.02								
	1.5 dCi	47		06.05								
	1.5 dCi	48		12.02								
	1.5 dCi	50		02.03								
	1.5 dCi	60		12.02								
	1.2 16V	55		04.02		- ABS	03.0520-4719.3	694719			19,05/180x42 TopKit	BDX
	1.4	55		08.00		- ABS						
	1.2 16V	55		04.02		+ ABS	03.0520-3817.3	693817			17,46/203x39 TopKit	BOS
	1.4	55		08.00		+ ABS	03.0520-3517.3	693517			17,78/203x39 TopKit	LUC
	1.4 16V	72		08.00								
	1.5 dCi	47		06.05								
	1.5 dCi	48		04.02								
	1.5 dCi	50		02.03								
	1.5 dCi	60		06.01								
	1.6 16V	79		04.02								
	1.9 D	48		02.98	05.01							
























RENAULT THALIA II / SYMBOL (LU_) (08-)

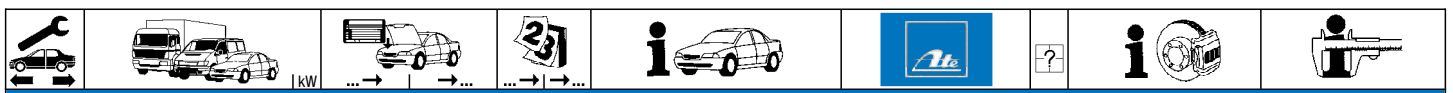
	1.2 16V	55		09.08			13.0460-2834.2	602834			21463 18,2 /WK/S	LUC
	1.5 dCi	47		09.08								
	1.5 dCi	62		09.08								
	1.6 16V	77		09.08								

¹⁾ - electric parking brake / - freno a mano elettrico / - frein à main électrique / - freno de mano eléctrico

²⁾ without sensor ring / senza sensori / sans secours ABS / sin anillo sensor ABS



												
RENAULT THALIA II / SYMBOL (LU_) (08-)												
	1.2 16V	55		09.08		24.0112-0116.1	412116		238 12,0 10,5 +S +B			
	1.5 dCi	47		09.08		24.0120-0125.1	420125		238 20,1 17,7 V +S +B			
	1.5 dCi	62		09.08								
	1.6 16V	77		09.08		24.0121-0106.1	421106		259 20,6 17,7 V +S +B			
	1.2 16V	55		09.08	05.09	03.0137-0358.2	650358		180 x 42 HEB BDX			
	1.5 dCi	47		09.08	05.09							
	1.5 dCi	62		09.08	05.09							
	1.6 16V	77		09.08	05.09							
	1.2 16V	55		06.09		03.0137-0423.2	650423		203 x 39 HEB BOS			
	1.5 dCi	47		06.09								
	1.5 dCi	62		06.09								
	1.6 16V	77		06.09								
	1.2 16V	55		09.08		03.0137-0312.2	650312		203 x 38 HEB LUC			
	1.5 dCi	47		09.08								
	1.5 dCi	62		09.08								
	1.6 16V	77		09.08								
	1.2 16V	55		09.08		24.0218-0032.1	480118	- ABS	180/181 x 53,5 - Lager 180/181 x 53,2 + Lager 203/204,5 x 50,5 - Lager			
						24.0218-0732.2	480207	- ABS				
						24.0220-3036.1	480301	+ ABS				
	1.5 dCi	47		09.08				+ ABS		203/204,5 x 50,5 - Lager		
	1.5 dCi	62		09.08								
	1.6 16V	77		09.08								
RENAULT TRAFIC I Propulsion (PXX) (89-97)												
	1.7	50		05.89	08.94	13.0460-3969.2	603969		20926 18,5 /WK BDX			
	2.0	59		05.89	10.97							
	2.1 D	43		05.89	06.94							
	2.1 D	47		06.94	10.97							
	1.7	50		05.89	08.94	24.0124-0103.1	424103		253 24,0 22,0 V +B			
	2.0	59		05.89	10.97							
	2.1 D	43		05.89	06.94							
	2.1 D	47		06.94	10.97							
	1.7	50		05.89	08.94	03.0137-0036.2	650036		254 x 57 LUC			
	2.0	59		05.89	08.94			03.0137-9013.2		669013		
	2.1 D	43		05.89	06.94						254 x 57 HEB LUC	
	2.1 D	47		06.94	08.94							
	2.0	59		09.94	10.97	03.0137-0330.2	650330		254 x 57 HEB LUC			
	2.1 D	47		09.94	10.97			03.0137-9216.2		669216		
	1.7	50		05.89	08.94						254/254,8 x 70	
	2.0	59		05.89	10.97							
	2.1 D	43		05.89	06.94	24.0225-4019.1	480305		25,40/254x57 TopKit LUC			
	2.1 D	47		06.94	10.97							
	2.0	59		09.94	10.97							
	2.1 D	47		09.94	10.97							
RENAULT TRAFIC I Kasten (TXX) (89-01)												
	1.4	35		05.89	06.91	13.0460-3968.2	603968		20488 18,5 +/WE BDX			
	1.7	50		05.89	08.94							
	2.0	59		05.89	08.90							
	2.1 D	43		05.89	06.94							
	2.1 D	47		06.94	08.94							
	1.9 D	44		06.97	03.01							
	2.1 D	47		09.94	10.97	13.0460-3969.2	603969		20926 18,5 /WK BDX			
	2.2	70		05.89	06.94							
	2.2	74		06.94	10.97							
	2.5 D	55		05.89	03.01							
	1.4	35		05.89	06.91			24.0124-0103.1		424103		253 24,0 22,0 V +B
	1.7	50		05.89	08.94							
1.9 D	44		06.97	03.01								
2.0	59		05.89	08.90								
2.1 D	43		05.89	06.94								
2.1 D	47		06.94	10.97								
	2.2	70		05.89	06.94	03.0137-0153.2	650153		255 x 46 AUT BDX			
	2.2	74		06.94	10.97			03.0137-9211.2		669211		
	2.5 D	55		05.89	03.01							
	1.4 (T1-0)	35		05.89	06.91							
	1.7 (T1-8)	50		05.89	08.94							
	1.7 (T3-8)	50		05.89	08.94							
	1.7 (T4-8)	50		05.89	08.94							
	2.1 (T1-3)	43		05.89	06.94							
	2.1 (T1-3)	47		06.94	10.97							
	2.1 (T3-3)	43		05.89	06.94							
	2.1 (T3-3)	47		06.94	10.97							
	2.1 (T4-3)	43		05.89	06.94							
2.1 (T4-3)	47		06.94	10.97								
	2.0	59		05.89	08.90	03.0137-0036.2	650036		254 x 57 LUC			
	2.0 4x4	59		05.89	08.90			03.0137-9013.2		669013		
	2.1 D	43		05.89	06.94						254 x 57 Einbausatz LUC	
	2.1 D	47		06.94	08.94							
	2.1 D 4x4	43		05.89	06.94							
	2.1 D 4x4	47		06.94	08.94							
	2.2	70		05.89	06.94							
	2.2	74		06.94	08.94							
	2.2 4x4	70		05.89	06.94							




















RENAULT TRAFIC I Kasten (TXX) (89-01)

	2.2 4x4	74		06.94	08.94	03.0137-0036.2	650036		254 x 57	LUC					
	2.5 D	55		05.89	08.94		03.0137-9013.2				669013	Einbausatz			
	2.5 D 4x4	55		05.89	08.94										
	1.9 D	44		06.97	03.01	03.0137-0330.2	650330		254 x 57 HEB	LUC					
	2.1 D	47		09.94	10.97						03.0137-9216.2	669216	Einbausatz		
	2.1 D 4x4	47		09.94	10.97										
	2.2	74		09.94	10.97										
	2.2 4x4	74		09.94	10.97										
2.5 D	55		09.94	03.01											
2.5 D 4x4	55		09.94	03.01											
2.5 D 4x4	55		09.94	03.01											
	2.1 D	43		11.89	06.94	24.0225-4015.2	480178		254/254,8 x 70						
	2.1 D	47		06.94	10.97										
	2.1 D 4x4	43		11.89	06.94										
	2.1 D 4x4	47		06.94	10.97										
	2.2	70		11.89	06.94										
	2.2	74		06.94	10.97										
	2.2 4x4	70		11.89	06.94										
	2.2 4x4	74		06.94	10.97										
	2.5 D	55		11.89	03.01										
	2.5 D 4x4	55		11.89	10.97										
	2.5 D 4x4	55		11.97	03.01						24.0225-4019.1	480305		254/254,8 x 70	
	1.7 (T3-8)	50		05.89	08.94	03.0520-0723.3	690723		23,81/255x45 TopKit	BDX					
	1.7 (T4-8)	50		05.89	08.94										
	2.1 (T1-3)	43		05.89	06.94										
	2.1 (T1-3)	47		06.94	10.97										
	2.1 (T3-3)	43		05.89	06.94										
	2.1 (T3-3)	47		06.94	10.97										
	2.1 (T4-3)	43		05.89	06.94										
	2.1 (T4-3)	47		06.94	10.97										
	2.0	59		05.89	08.90						03.0520-0825.3	690825		25,40/254x57 TopKit	LUC
	2.0 4x4	59		05.89	08.90										
2.1 D	43		05.89	06.94											
2.1 D	47		06.94	08.94											
2.1 D 4x4	43		05.89	06.94											
2.1 D 4x4	47		06.94	08.94											
2.2	70		05.89	06.94											
2.2	74		06.94	08.94											
2.2 4x4	70		05.89	06.94											
2.2 4x4	74		06.94	08.94											
2.5 D	55		05.89	08.94											
2.5 D 4x4	55		05.89	08.94											
1.9 D	44		06.97	03.01	03.0520-0825.3	690825		25,40/254x57 TopKit	LUC						
2.1 D	47		09.94	10.97											
2.1 D 4x4	47		09.94	10.97											
2.2	74		09.94	10.97											
2.2 4x4	74		09.94	10.97											
2.5 D	55		09.94	03.01											
2.5 D 4x4	55		09.94	03.01											

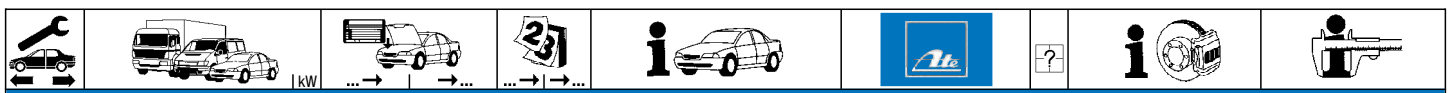
RENAULT TRAFIC I Bus (TXW) (89-01)

	1.7	50		05.89	08.94	13.0460-3969.2	603969		20926 18,5 /WK	BDX			
	1.9 D	44		06.97	03.01								
	2.0	59		05.89	08.90								
	2.1 D	43		05.89	06.94								
	2.1 D	47		06.94	10.97								
	2.2	70		05.89	06.94								
	2.2	74		06.94	10.97								
	2.5 D	55		05.89	03.01								
2.5 D 4x4	55		08.89	03.01									
	1.7	50		05.89	08.94	24.0124-0103.1	424103		253 24,0 22,0 V +B				
	1.9 D	44		06.97	03.01								
	2.0	59		05.89	08.90								
	2.1 D	43		05.89	06.94								
	2.1 D	47		06.94	10.97								
	2.2	70		05.89	06.94								
	2.2	74		06.94	10.97								
	2.5 D	55		05.89	03.01								
2.5 D 4x4	55		08.89	03.01									
	1.7	50		05.89	08.94	03.0137-0153.2	650153		255 x 46 AULT	BDX			
	1.9 D	44		06.97	10.97						03.0137-9211.2	669211	Einbausatz
	2.0	59		05.89	08.90								
	2.1 D	43		05.89	06.94								
	2.1 D	47		06.94	10.97								
	2.2	70		05.89	06.94								
	2.2	74		06.94	10.97								
	2.5 D	55		05.89	10.97								
	2.5 D 4x4	55		08.89	10.97								
	1.7	50		05.89	08.94						03.0137-0330.2	650330	
1.9 D	44		11.97	03.01	03.0137-9216.2	669216	Einbausatz						
2.0	59		05.89	08.90									
2.1 D	43		05.89	06.94									
2.1 D	47		06.94	10.97									
2.2	70		05.89	06.94									
2.2	74		06.94	10.97									
2.5 D	55		11.97	03.01									
2.5 D 4x4	55		11.97	03.01									

										
RENAULT TRAFIC I Bus (TXW) (89-01)										
	2.2 2.5 D 2.5 D 4x4	70 55 55		05.89 05.89 08.89	06.94 06.94 06.94		03.0137-0036.2 03.0137-9013.2	650036 669013	254 x 57 Einbausatz	LUC LUC
	1.9 D 2.5 D 2.5 D 4x4	44 55 55		11.97 11.97 11.97	03.01 03.01 03.01		24.0225-4015.2	480178	254/254,8 x 70	
	1.7 1.9 D 2.0 2.1 D 2.1 D 2.2 2.2 2.5 D 2.5 D 4x4	50 44 59 43 47 70 74 55 55		05.89 06.97 05.89 05.89 06.94 05.89 06.94 05.89 08.89	08.94 10.97 08.90 06.94 10.97 06.94 10.97 10.97 10.97		03.0520-0723.3	690723	23,81/255x45 TopKit	BDX
	1.7 1.9 D 2.0 2.1 D 2.1 D 2.2 2.2 2.5 D 2.5 D 4x4	50 44 59 43 47 70 74 55 55		05.89 11.97 05.89 05.89 06.94 05.89 06.94 11.97 11.97	08.94 03.01 08.90 06.94 10.97 06.94 10.97 03.01 03.01		03.0520-0825.3	690825	25,40/254x57 TopKit	LUC
	2.2 2.5 D 2.5 D 4x4	70 55 55		05.89 05.89 08.89	06.94 06.94 06.94		03.0520-0825.3	690825	25,40/254x57 TopKit	LUC
RENAULT TRAFIC II (JL/FL/EL) (01-)										
	1.9 dCi 1.9 dCi 100 1.9 dCi 80 2.0 16V 2.0 16V 2.0 dCi 115 2.0 dCi 90 2.5 dCi 2.5 dCi 115 2.5 dCi 135 2.5 dCi 145 2.5 DTi	59 74 60 86 88 84 66 84 84 99 107 99		04.01 03.01 03.01 08.06 03.01 10.06 10.06 08.07 02.08 05.03 10.06 03.03	07.03		13.0460-2870.2	602870	23099 18,4 /S	LUC
	1.9 dCi 1.9 dCi 100 1.9 dCi 80 2.0 16V 2.0 16V 2.0 dCi 115 2.0 dCi 90 2.5 dCi 2.5 dCi 115 2.5 dCi 135 2.5 dCi 145 2.5 DTi	59 74 60 86 88 84 66 84 84 99 107 99		04.01 03.01 03.01 08.06 03.01 10.06 10.06 08.07 02.08 05.03 10.06 03.03	07.03		24.0128-0132.1	428132	305 28,0 24,0 V L +S +B	
	1.9 dCi 1.9 dCi 100 1.9 dCi 80 2.0 16V 2.0 16V 2.0 dCi 115 2.0 dCi 90 2.5 dCi 2.5 dCi 115 2.5 dCi 135 2.5 dCi 145 2.5 DTi	59 74 60 86 88 84 66 84 84 99 107 99		04.01 03.01 03.01 08.06 03.01 10.06 10.06 08.07 02.08 05.03 10.06 03.03	07.03		13.0460-2840.2 13.0460-0072.2	602840 610072	23980 16,5 /WE/S Einbausatz	LUC LUC
	1.9 dCi 1.9 dCi 100 1.9 dCi 80 2.0 16V 2.0 16V 2.0 dCi 115 2.0 dCi 90 2.5 dCi 2.5 dCi 115 2.5 dCi 135 2.5 dCi 145 2.5 DTi	59 74 60 86 88 84 66 84 84 99 107 99		04.01 03.01 03.01 08.06 03.01 10.06 10.06 08.07 02.08 05.03 10.06 03.03	07.03		24.0112-0177.2	412177	mit Lager/ mit Sensorring ¹⁾	280 12,0 10,0
RENAULT TWINGO I Limousine (C06_) (93-07)										
	1.2 (C063,C064)	40		03.93	10.96		13.0460-3953.2 13.0460-0423.2	603953 610423	20634 15,0 Einbausatz	BDX BDX
	1.2 (C066,C068) 1.2 (C067)	43 40		05.96 05.96	09.98 09.98	+ Schaltgetriebe ²⁾ + Schaltgetriebe ²⁾	13.0460-3955.2	603955	21097 15,0 +/-WK	BDX
	1.2 (C060) 1.2 (C066,C068) 1.2 (C067)	44 43 40		08.04 10.98 10.98	07.07 07.07 07.07		13.0460-2834.2	602834	21463 18,2 /WK/S	LUC

¹⁾ with bearing/ with sensor ring / con supporto/+ anell.sens.ABS / avec palier de secours ABS / con apoyo/+ anillo sensor ABS

²⁾ + manual transmission / + scatola cambio velocità / + transmission mécanique / + cambio de velocidad



RENAULT TWINGO I Limousine (C06_) (93-07)

	1.2 (C06C,C06D,C06K)	55		01.01	07.07		13.0460-2834.2	602834			21463 18,2 /WK/S	LUC
	1.2 (C063,C064)	40		03.93	10.96		24.0108-0104.1	408104			238 8,2 7,0 +S +B	
	1.2 (C066,C068)	43		05.96	09.98	+ Schaltgetriebe ¹⁾						
	1.2 (C067)	40		05.96	09.98	+ Schaltgetriebe ¹⁾						
	1.2 (C066,C068)	43		10.98	08.00		24.0112-0116.1	412116			238 12,0 10,5 +S +B	
	1.2 (C067)	40		10.98	07.07							
	1.2 (C06C,C06D,C06K)	55		01.01	10.03	+ verstärktes Fahrwerk ²⁾						
	1.2 (C060)	44		08.04	07.07		24.0121-0106.1	421106			259 20,6 17,7 V +S +B	
	1.2 (C066,C068)	43		09.00	10.03							
1.2 (C06C,C06D,C06K)	55		01.01	10.03	- verstärktes Fahrwerk ³⁾							
1.2 (C066,C068)	43		11.03	07.07		24.0112-0171.1	412171			259 12,0 10,6 +S +B		
1.2 (C06C,C06D,C06K)	55		11.03	07.07								
	1.2 (C063,C064)	40		03.93	10.96		24.0731-1179.1	360157	2		Radsensor L=475	
	1.2 (C066,C068)	43		05.96	11.02							
	1.2 (C067)	40		05.96	11.02							
	1.2 (C066,C068)	43		12.02	07.07		24.0751-3901.1	360300	2		Radsensor L=578	
	1.2 (C067)	40		12.02	07.07							
	1.2 (C06C,C06D,C06K)	55		01.01	07.07							
	1.2 (C066,C068)	43		05.96	07.07		24.0713-1105.3	360286			Radsensor L=420	
	1.2 (C067)	40		05.96	07.07		24.0713-1106.3	360287			Radsensor L=420	
	1.2 (C06C,C06D,C06K)	55		01.01	07.07		24.0713-1105.3	360286	2		Radsensor L=420	
	1.2 (C063,C064)	40		03.93	10.96		03.0137-0209.2	650209			180 x 42	BDX
	1.2 (C066,C068)	43		05.96	07.07	- ABS	03.0137-9086.2	669086			Einbausatz	BDX
	1.2 (C067)	40		05.96	07.07	- ABS						
	1.2 (C066,C068)	43		05.96	06.98	+ ABS	03.0137-0209.2	650209			180 x 42	BDX
	1.2 (C067)	40		05.96	06.98	+ ABS	03.0137-9086.2	669086			Einbausatz	BDX
	1.2 (C060)	44		08.04	07.07		03.0137-0312.2	650312			203 x 38 HEB	LUC
	1.2 (C066,C068)	43		07.98	07.07	+ ABS	03.0137-9158.2	669158			Einbausatz	LUC
	1.2 (C067)	40		07.98	07.07	+ ABS						
1.2 (C06C,C06D,C06K)	55		01.01	07.07								
	1.2 (C063,C064)	40		03.93	10.96		24.0218-0032.1	480118			180/181 x 53,5 - Lager	
	1.2 (C066,C068)	43		05.96	07.07		24.0218-0732.2	480207			180/181 x 53,2 + Lager	
	1.2 (C067)	40		05.96	07.07							
	1.2 (C060)	44		08.04	07.07		24.0220-3036.1	480301		ohne Sensorring ⁴⁾	203/204,5 x 50,5 - Lager	
1.2 (C06C,C06D,C06K)	55		01.01	07.07		24.0220-3021.1	480127			203/204,5 x 50,5 - Lager		
	1.2 (C063,C064)	40		03.93	10.96	- ABS	03.0420-1020.3	681020			20,64/180x42 Kit	BDX
	1.2 (C066,C068)	43		05.96	07.07	- ABS	03.0520-1020.3	691020			20,64/180x42 TopKit	BDX
	1.2 (C067)	40		05.96	07.07	- ABS						
	1.2 (C060)	44		08.04	07.07	+ ABS	03.0520-3517.3	693517			17,78/203x39 TopKit	LUC
	1.2 (C066,C068)	43		05.96	07.07	+ ABS						
	1.2 (C067)	40		05.96	07.07	+ ABS						
1.2 (C06C,C06D,C06K)	55		01.01	07.07								

RENAULT TWINGO I Kasten (S06_) (93-07)




















	1.2 (S063,S064)	40		03.93	04.96		13.0460-3953.2	603953			20634 15,0	BDX
	1.2 (S066,S068)	43		05.96	09.98	+ Schaltgetriebe ¹⁾	13.0460-0423.2	610423			Einbausatz	BDX
	1.2 (S066,S068)	43		10.98	07.07	+ Automatikgetriebe ⁵⁾	13.0460-2834.2	602834			21463 18,2 /WK/S	LUC
	1.2 (S066,S068)	43		10.98	07.07	+ Schaltgetriebe ¹⁾						
	1.2 (S063,S064)	40		03.93	04.96		24.0108-0104.1	408104			238 8,2 7,0 +S +B	
	1.2 (S066,S068)	43		05.96	09.98	+ Schaltgetriebe ¹⁾						
	1.2 (S066,S068)	43		10.98	08.00	+ Automatikgetriebe ⁵⁾	24.0112-0116.1	412116			238 12,0 10,5 +S +B	
	1.2 (S066,S068)	43		10.98	08.00	+ Schaltgetriebe ¹⁾						
	1.2 (S066,S068)	43		09.00	10.03	+ Automatikgetriebe ⁵⁾	24.0121-0106.1	421106			259 20,6 17,7 V +S +B	
	1.2 (S066,S068)	43		09.00	10.03	+ Schaltgetriebe ¹⁾						
	1.2 (S066,S068)	43		11.03	07.07		24.0112-0171.1	412171			259 12,0 10,6 +S +B	
	1.2 (S063,S064)	40		03.93	04.96		24.0731-1179.1	360157	2		Radsensor L=475	
	1.2 (S066,S068)	43		05.96	07.07							
	1.2 (S066,S068)	43		05.96	07.07		24.0713-1105.3	360286			Radsensor L=420	
	1.2 (S066,S068)	43		05.96	07.07		24.0713-1106.3	360287			Radsensor L=420	
	1.2 (S063,S064)	40		03.93	04.96	- ABS	03.0137-0209.2	650209			180 x 42	BDX
	1.2 (S066,S068)	43		05.96	07.07	- ABS	03.0137-9086.2	669086			Einbausatz	BDX
	1.2 (S063,S064)	40		03.93	04.96	+ ABS	03.0137-0209.2	650209			180 x 42	BDX
	1.2 (S066,S068)	43		05.96	06.98	+ ABS	03.0137-9086.2	669086			Einbausatz	BDX
	1.2 (S066,S068)	43		07.98	07.07	+ ABS	03.0137-0312.2	650312			203 x 38 HEB	LUC
	1.2 (S066,S068)	43		07.98	07.07	+ ABS	03.0137-9158.2	669158			Einbausatz	LUC
	1.2 (S063,S064)	40		03.93	04.96		24.0218-0032.1	480118			180/181 x 53,5 - Lager	
	1.2 (S066,S068)	43		05.96	07.07		24.0218-0732.2	480207			180/181 x 53,2 + Lager	
	1.2 (S063,S064)	40		03.93	04.96	- ABS	03.0420-1020.3	681020			20,64/180x42 Kit	BDX
	1.2 (S066,S068)	43		05.96	07.07	- ABS	03.0520-1020.3	691020			20,64/180x42 TopKit	BDX
	1.2 (S066,S068)	43		05.96	07.07	+ ABS	03.0520-3517.3	693517			17,78/203x39 TopKit	LUC

RENAULT TWINGO II (CNO_) (07-)

	1.2	43		03.07			13.0460-2834.2	602834			21463 18,2 /WK/S	LUC
	1.2 16V	55		03.07								
	1.2 16V	56		03.07								
	1.2 TCe 100	75		02.11								
	1.2 Turbo	74		03.07								





















1) + manual transmission / + scatola cambio velocità / + transmission mécanique / + cambio de velocidad
2) + reinforced suspension / + sospensione rinforzata / + châssis renforcé / + suspensión reforzada
3) - reinforced suspension / - sospensione rinforzata / - châssis renforcé / - suspensión reforzada
4) without sensor ring / senza sensori / sans secours ABS / sin anillo sensor ABS
5) + autom.transmission / + scatola cambio automatico / + transmission automatique / + cambio automático



										
RENAULT TWINGO II (CNO_) (07-)										
	1.5 dCi	47		03.07		13.0460-2834.2	602834		21463 18,2 /WK/S	LUC
	1.5 dCi	62		04.08						
	1.5 dCi 75	55		10.10						
	1.5 dCi 90	63		10.10						
	1.6 RS	98		05.08		13.0460-7248.2	607248		23215 17,5 +	ATE
	1.2	43		03.07		24.0112-0171.1	412171		259 12,0 10,6 +S +B	
	1.5 dCi	47		03.07						
	1.2	43		03.07		24.0121-0106.1	421106		259 20,6 17,7 V +S +B	
	1.2 16V	55		03.07						
	1.2 16V	56		03.07						
	1.2 TCe 100	75		02.11						
	1.2 Turbo	74		03.07						
	1.5 dCi	47		03.07						
	1.5 dCi	62		04.08						
	1.5 dCi 75	55		10.10						
	1.5 dCi 90	63		10.10						
	1.6 RS	98		05.08		24.0124-0158.1	424158		280 24,0 21,8 V L +S +B	
						24.0324-0158.1	524158		280 24,0 21,8 V L +S +B PD	
	1.6 RS	98		05.08		24.0108-0114.2	408114	mit Lager/ mit Sensorring ¹⁾	240 8,0 7,0	
	1.2	43		03.07	09.12	03.0137-0498.2	650498		203 x 38 HEB	LUC
	1.2 16V	55		03.07	09.12	03.0137-9278.2	669278		Einbausatz	
	1.2 16V	56		03.07	09.12					
	1.2 TCe 100	75		02.11	09.12					
	1.2 Turbo	74		03.07	09.12					
	1.5 dCi	47		03.07	09.12					
	1.5 dCi	62		04.08	09.12					
	1.5 dCi 75	55		10.10	09.12					
	1.5 dCi 90	63		10.10	09.12					
	1.2	43		03.07		24.0220-3037.1	480308	ohne Sensorring ²⁾	203/204,5 x 48 - Lager	
	1.2 16V	55		03.07		24.0220-3737.2	480218	ohne Sensorring ²⁾	203/204,5 x 48 + Lager	
	1.2 16V	56		03.07						
	1.2 TCe 100	75		02.11						
	1.2 Turbo	74		03.07						
	1.5 dCi	47		03.07						
	1.5 dCi	62		04.08						
	1.5 dCi 75	55		10.10						
	1.5 dCi 90	63		10.10						
	1.2	43		03.07	09.12	03.0520-4717.3	694717		17,46/203x38 TopKit	
	1.2 16V	55		03.07	09.12					
	1.2 16V	56		03.07	09.12					
	1.2 TCe 100	75		02.11	09.12					
	1.2 Turbo	74		03.07	09.12					
	1.5 dCi	47		03.07	09.12					
	1.5 dCi	62		04.08	09.12					
	1.5 dCi 75	55		10.10	09.12					
	1.5 dCi 90	63		10.10	09.12					
RENAULT VEL SATIS (BJO_) (02-09)										
	2.0	108		04.05	12.09	13.0460-7159.2	607159		23248 18,3 +	ATE
	2.0 16V Turbo	120		06.02	12.09	13.0470-7159.2	LD7159		23248 18,3 +	ATE
	2.0 16V Turbo	125		04.04	12.09					
	2.0 dCi	110		08.05	12.09					
	2.0 dCi	127		01.06	12.09					
	2.2 dCi	85		04.04	12.09					
	2.2 dCi	110		06.02	12.09					
	3.0 dCi	130		06.02	12.09					
	3.0 dCi	133		06.06	12.09					
	3.5	170		10.04	12.09					
	3.5 V6	177		06.02	12.09					
	2.0	108		04.05	12.09	24.0128-0133.1	428133		324 28,0 25,4 V L +B	
	2.0 16V Turbo	120		06.02	12.09					
	2.0 16V Turbo	125		04.04	12.09					
	2.0 dCi	110		08.05	12.09					
	2.0 dCi	127		01.06	12.09					
	2.2 dCi	85		04.04	12.09					
	2.2 dCi	110		06.02	12.09					
	3.0 dCi	130		06.02	12.09					
	3.0 dCi	133		06.06	12.09					
	3.5	170		10.04	12.09					
	3.5 V6	177		06.02	12.09					
	2.0	108		04.05	12.09	24.0711-5094.1	360064	2 	Radsensor L=557	
	2.0 16V Turbo	120		06.02	12.09					
	2.0 16V Turbo	125		04.04	12.09					
	2.0 dCi	110		08.05	12.09					
	2.0 dCi	127		01.06	12.09					
	2.2 dCi	85		04.04	12.09					
	2.2 dCi	110		06.02	12.09					
	3.0 dCi	130		06.02	12.09					
	3.0 dCi	133		06.06	12.09					
	3.5	170		10.04	12.09					
	3.5 V6	177		06.02	12.09					

























¹⁾ with bearing/ with sensor ring / con supporto/+ anell.sens.ABS / avec palier de secours ABS / con apoyo/+ anillo sensor ABS

²⁾ without sensor ring / senza sensori / sans secours ABS / sin anillo sensor ABS

										
RENAULT VEL SATIS (BJO_) (02-09)										
	2.0 2.0 16V Turbo 2.0 16V Turbo 2.0 dCi 2.0 dCi 2.2 dCi 2.2 dCi 3.0 dCi 3.0 dCi 3.5 3.5 V6	108 120 125 110 127 85 110 130 133 170 177		04.05 06.02 04.04 08.05 01.06 04.04 06.02 06.02 06.06 10.04 06.02	12.09 12.09 12.09 12.09 12.09 12.09 12.09 12.09 12.09 12.09 12.09	13.0460-7137.2 13.0470-7137.2	607137 LD7137	23482 15,8 + 23482 15,8 +	ATE ATE	
	2.0 16V Turbo 2.2 dCi 3.0 dCi	120 110 130	ORGA 020918 ORGA 020918 ORGA 020918	06.02 06.02 06.02		24.0111-0167.2	411167	+ Achszapfen D=30mm ¹⁾	300 11,0 9,5	
	2.0 2.0 16V Turbo 2.0 16V Turbo 2.0 dCi 2.0 dCi 2.2 dCi 2.2 dCi 3.0 dCi 3.5 3.5 V6	108 120 125 110 127 85 110 130 170 177	ORGA 020919 ORGA 020919 ORGA 020919 ORGA 020919 ORGA 020919 ORGA 020919 ORGA 020919	04.05 12.09 04.04 08.05 01.06 04.04 12.09 12.09 10.04 06.02	12.09 12.09 12.09 12.09 12.09 12.09 12.09 12.09 12.09 12.09	24.0111-0100.2	411100	mit Lager/ mit Sensorring ²⁾	300 11,0 9,5	
RENAULT WIND (E4M_) (10-13)										
	1.2 16V Turbo 1.2 TCe 100 1.6 16V	74 75 98		07.10 02.11 07.10	09.13 09.13 09.13	13.0460-7248.2	607248		23215 17,5 +	ATE
	1.2 16V Turbo 1.2 TCe 100 1.6 16V	74 75 98		07.10 02.11 07.10	09.13 09.13 09.13	24.0124-0158.1	424158		280 24,0 21,8 VL +S +B	
	1.2 16V Turbo 1.2 TCe 100 1.6 16V	74 75 98		07.10 02.11 07.10	09.13 09.13 09.13	24.0108-0114.2	408114	mit Lager/ mit Sensorring ²⁾	240 8,0 7,0	
RENAULT ZOE (12-)										
	Z.E.	65		06.12		03.0137-0496.2	650496		228 x 42 HEB	
ROLLS ROYCE SILVER SERAPH										
	5.4			03.98	12.02	13.0460-7183.2	607183		21484 20,5 +/WE	ATE
ROVER 25-Serie (RF) (99-)										
	1.1 16V 1.4 16V 1.4 16V 1.6 16V 1.8 16V 1.8 16V 2.0 iDT	55 62 76 80 85 107 74		01.04 10.99 10.99 10.99 10.99 02.00 10.99		13.0460-2803.2	602803		21515 17,5 +/WK/S	LUC
	1.1 16V 1.4 16V 1.4 16V 1.6 16V 1.8 16V 1.8 16V 2.0 iDT	55 62 76 80 85 107 74		01.04 10.99 10.99 10.99 10.99 02.00 10.99		24.0113-0198.1	413198		262 13,0 11,0 +B	
	1.1 16V 1.4 16V 1.4 16V 1.6 16V 1.8 16V 1.8 16V 2.0 iDT	55 62 76 80 85 107 74		01.04 10.99 10.99 10.99 10.99 02.00 10.99		24.0121-0105.1	421105		262 21,0 19,0 V +S +B	
	1.1 16V 1.4 16V 1.4 16V 1.6 16V 1.8 16V 1.8 16V 2.0 iDT	55 62 76 80 85 107 74		01.04 10.99 10.99 10.99 10.99 02.00 10.99		13.0460-5998.2	605998		21312 12,8 +/WK	AKE
	1.1 16V 1.4 16V 1.4 16V 1.6 16V 1.8 16V 1.8 16V 2.0 iDT	55 62 76 80 85 107 74		01.04 10.99 10.99 10.99 10.99 02.00 10.99		24.0110-0212.1	410212		239 10,0 8,0 +S +B	

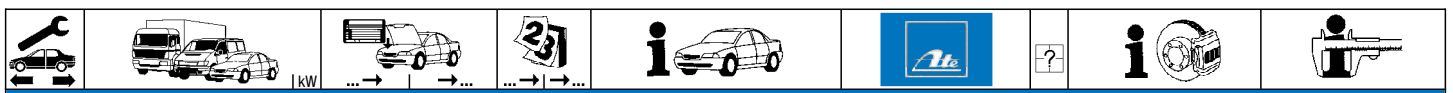
¹⁾ + axle stub D=30mm / + fusello D=30mm / + bout d'essieu D=30mm / + muñón del eje D=30mm

²⁾ with bearing/ with sensor ring / con supporto/+ anell.sens.ABS / avec palier de secours ABS / con apoyo/+ anillo sensor ABS

								
ROVER 25-Serie (RF) (99-)								
	1.1 16V 1.4 16V 1.4 16V 1.6 16V 1.8 16V 1.8 16V 2.0 iDT	55 62 76 80 85 107 74		01.04 10.99 10.99 10.99 10.99 02.00 10.99		03.0137-0339.2	650339	203 x 38
ROVER 45-Serie (RT) (00-)								
	1.4 1.6 1.8 2.0 iDT 2.0 V6	76 80 86 74 110		02.00 02.00 02.00 02.00 02.00		13.0460-2803.2	602803	21515 17,5 +/WK/S LUC
	1.4 1.6 1.8 2.0 iDT 2.0 V6	76 80 86 74 110		02.00 02.00 02.00 02.00 02.00		24.0121-0105.1	421105	262 21,0 19,0 V +S +B
	1.4 1.6 1.8 2.0 iDT 2.0 V6	76 80 86 74 110		02.00 02.00 02.00 02.00 02.00		13.0460-5998.2	605998	21312 12,8 +/WK AKE
	1.4 1.6 1.8 2.0 iDT 2.0 V6	76 80 86 74 110		02.00 02.00 02.00 02.00 02.00		24.0110-0212.1	410212	239 10,0 8,0 +S +B
	1.4 1.6 1.8 2.0 iDT 2.0 V6	76 80 86 74 110		02.00 02.00 02.00 02.00 02.00		03.0137-0339.2	650339	203 x 38
ROVER 75-Serie (RJ) (99-04)								
	1.8 1.8 Turbo 2.0 CDT 2.0 CDTI 2.0 V6 2.5 V6 2.5 V6	88 110 85 96 110 129 130		02.99 05.04 05.03 05.04 02.99 05.04 02.03 05.04 02.99 05.04 02.99 10.01 08.01 05.04		13.0460-7144.2 24.8190-2801.2	607144 622801	1 23112 18,4 + Warnkontakt L=1103mm ATE
	1.8 1.8 Turbo 2.0 CDT 2.0 CDTI 2.0 V6 2.5 V6 2.5 V6	88 110 85 96 110 129 130		02.99 05.04 05.03 05.04 02.99 05.04 02.03 05.04 02.99 05.04 02.99 10.01 08.01 05.04		24.0122-0206.1	422206	284 22,0 19,0 V +B
	1.8 1.8 Turbo 2.0 CDT 2.0 CDTI 2.0 V6 2.5 V6 2.5 V6	88 110 85 96 110 129 130		02.99 05.04 05.03 05.04 02.99 05.04 02.03 05.04 02.99 05.04 02.99 10.01 08.01 05.04		13.0460-3605.2 13.0470-3605.2 24.8190-2802.2	603605 LD3605 622802	1 20180 17,3 +/WE ATE 20180 17,3 +/WE ATE Warnkontakt L=846mm
	1.8 1.8 Turbo 2.0 CDT 2.0 CDTI 2.0 V6 2.5 V6 2.5 V6	88 110 85 96 110 129 130		02.99 05.04 05.03 05.04 02.99 05.04 02.03 05.04 02.99 05.04 02.99 10.01 08.01 05.04		24.0110-0270.1	410270	280 10,0 8,0 +B
	1.8 1.8 Turbo 2.0 CDT 2.0 CDTI 2.0 V6 2.5 V6 2.5 V6	88 110 85 96 110 129 130		02.99 05.04 05.03 05.04 02.99 05.04 02.03 05.04 02.99 05.04 02.99 10.01 08.01 05.04		03.0137-0408.2	650408	160 x 20
ROVER 75 Serie (RX) (04-)								
	1.8 1.8 Turbo 2.0 CDTI 2.5 V6	88 110 96 130		04.04 04.04 04.04 04.04	+ Bremsscheibe 325 X 25 ¹⁾ + Bremsscheibe 325 X 25 ¹⁾ + Bremsscheibe 325 X 25 ¹⁾ + Bremsscheibe 325 X 25 ¹⁾	13.0460-7155.2 13.0470-7155.2 24.8190-2801.2	607155 LD7155 622801	1 23183 20,3 +/WE ATE 23183 20,3 +/WE ATE Warnkontakt L=1103mm
	1.8 1.8 Turbo 2.0 CDTI 2.5 V6	88 110 96 130		04.04 04.04 04.04 04.04	+ Bremsscheibe 284 X 22 ²⁾ + Bremsscheibe 284 X 22 ²⁾ + Bremsscheibe 284 X 22 ²⁾ + Bremsscheibe 284 X 22 ²⁾	13.0460-7144.2 24.8190-2801.2	607144 622801	1 23112 18,4 + Warnkontakt L=1103mm ATE
	4.6 V8			04.04	+ Bremsscheibe 325 X 25 ¹⁾	13.0460-7155.2 24.8190-2801.2	607155 622801	1 23183 20,3 +/WE ATE Warnkontakt L=1103mm
	4.6 V8			04.04	+ Bremsscheibe 284 X 22 ²⁾	13.0460-7144.2 24.8190-2801.2	607144 622801	1 23112 18,4 + Warnkontakt L=1103mm ATE

¹⁾ + brake disc 325 X 25 / + dischi freno 325 X 25 / + disque de frein 325 X 25 / + disco de freno 325 X 25

²⁾ + brake disc 284 X 22 / + dischi freno 284 X 22 / + disque de frein 284 X 22 / + disco de freno 284 X 22



ROVER 75 Serie (RX) (04-)

	1.8 1.8 Turbo 2.0 CDTI 2.5 V6 4.6 V8	88 110 96 130	04.04 04.04 04.04 04.04 04.04	+ Bremsscheibe 284 X 22 ¹⁾ + Bremsscheibe 284 X 22 ¹⁾ + Bremsscheibe 284 X 22 ¹⁾ + Bremsscheibe 284 X 22 ¹⁾ + Bremsscheibe 284 X 22 ¹⁾	24.0122-0206.1	422206		284 22,0 19,0 V +B
	1.8 1.8 Turbo 2.0 CDTI 2.5 V6 4.6 V8	88 110 96 130	04.04 04.04 04.04 04.04 04.04		13.0460-3605.2 13.0470-3605.2 24.8190-2802.2	603605 LD3605 622802	1	20180 17,3 +/-WE 20180 17,3 +/-WE Warnkontakt L=846mm
	1.8 1.8 Turbo 2.0 CDTI 2.5 V6	88 110 96 130	04.04 04.04 04.04 04.04		24.0110-0270.1	410270	+ Scheibe 280X10 ²⁾	280 10,0 8,0 +B
	1.8 1.8 Turbo 2.0 CDTI 2.5 V6	88 110 96 130	04.04 04.04 04.04 04.04		03.0137-0408.2	650408		160 x 20

ROVER 100-Serie (XP) (90-98)

	114 114 16V		05.90 05.90	12.98 12.98	13.0460-2804.2	602804		21518 17,0	LUC
	111 114 114 16V		05.90 05.90 05.90	12.98 12.98 12.98	24.0113-0190.1 24.0122-0177.1	413190 422177		240 12,8 11,6 241 22,0 20,0 V	
	111 114 114 16V		05.90 05.90 05.90	12.98 12.98 12.98	03.0137-0080.2 03.0137-9200.2	650080 669200		178 x 32 Einbausatz	AP AP
	111 114 114 16V		05.90 05.90 05.90	12.98 12.98 12.98	03.0420-2417.3	682417		17,46/178x32 Kit	AP

ROVER 200-Serie (XW) (90-95)

























	214 216 218 D 220 Turbo		10.89 10.89 09.91 01.93	10.95 10.95 10.95 10.95	13.0460-2805.2 13.0460-2803.2	602805 602803	- ABS + ABS	21520 17,5 +/-WK 21515 17,5 +/-WK/S	LUC LUC
	214 214 16V 214 214 16V 216 216 16V 218 D 218 TD 220 16V 220 Turbo		09.93 09.93 10.89 01.90 10.89 10.89 09.91 09.91 09.91 01.93	10.95 10.95 10.95 10.95 10.95 10.95 10.95 10.95 10.95 10.95	- ABS - ABS + ABS + ABS	24.0113-0188.1	413188	238 12,7 10,7	
	214 214 16V 216 216 16V 218 D 218 TD 220 16V 220 Turbo		10.89 01.90 10.89 10.89 09.91 09.91 09.91 01.93	10.95 10.95 10.95 10.95 10.95 10.95 10.95 10.95	+ ABS + ABS + ABS + ABS	24.0121-0107.1	421107	262 21,0 19,0 V	
	214 216 218 D 220 Turbo		10.89 10.89 09.91 01.93	10.95 10.95 10.95 10.95	13.0460-5998.2 13.0460-0430.2	605998 610430		21312 12,8 +/-WK Einbausatz	AKE AKE
	214 214 16V 216 16V 218 TD 220 16V		01.90 01.90 01.90 01.91 01.91	10.95 10.95 10.95 10.95 10.95	+ ABS + ABS + ABS + ABS	24.0110-0212.1	410212	239 10,0 8,0 +S +B	
	214 216 218 D		10.89 01.91 01.91	10.95 10.95 10.95	- ABS - ABS - ABS	03.0137-0339.2 03.0137-9221.2	650339 669221	203 x 38 Einbausatz	
	214 216 218 D		10.89 01.91 01.91	10.95 10.95 10.95	- ABS - ABS - ABS	03.0420-3719.3	683719	19,05/203x38 Kit	LUC


























ROVER 200 II-Serie (RF) (95-00)

	211 214 i 214 Si 220 D 220 SDi	44	01.98 01.96 11.95 01.96 01.96	03.00 03.00 03.00 03.00 03.00	- ABS	13.0460-2805.2	602805	21520 17,5 +/-WK	LUC
	211 214 i 214 Si 216 Si 218 i 16V Vitesse 220 D 220 SDi	44	01.98 01.96 11.95 11.95 01.96 01.96 01.96	03.00 03.00 03.00 03.00 03.00 03.00 03.00		13.0460-2803.2	602803	21515 17,5 +/-WK/S	LUC
	211 214 i 214 Si 220 D 220 SDi	44	01.98 01.96 11.95 01.96 01.96	03.00 03.00 03.00 03.00 03.00	- ABS	24.0113-0198.1	413198	262 13,0 11,0 +B	
	211 214 i	44	01.98 01.96	03.00 03.00		24.0121-0105.1	421105	262 21,0 19,0 V +S +B	

¹⁾ + brake disc 284 X 22 / + dischi freno 284 X 22 / + disque de frein 284 X 22 / + disco de freno 284 X 22






²⁾ + disc 280X10 / + disco 280X10 / + disque 280X10 / + disco 280X10


	 kW							
ROVER 200 II-Serie (RF) (95-00)								
	214 Si 216 Si 218 i 16V Vitesse 220 D 220 SDi			11.95 03.00 11.95 03.00 01.96 03.00 01.96 03.00 01.96 03.00 + ABS		24.0121-0105.1	421105	262 21,0 19,0 V +S +B
	211 214 i 214 Si 216 Si 218 i 16V Vitesse 220 D 220 SDi	44		01.98 03.00 + ABS 01.96 03.00 + ABS 11.95 03.00 + ABS 01.96 03.00 + ABS 01.97 03.00 + ABS 01.96 03.00 + ABS 01.96 03.00 + ABS		13.0460-5998.2	605998	21312 12,8 +/WK AKE
	211 214 i 214 Si 216 Si 218 i 16V Vitesse 220 D 220 SDi	44		01.98 03.00 + ABS 01.96 03.00 + ABS 11.95 03.00 + ABS 01.96 03.00 + ABS 01.97 03.00 + ABS 01.96 03.00 + ABS 01.96 03.00 + ABS		24.0110-0212.1	410212	239 10,0 8,0 +S +B
	211 214 i 214 Si 216 Si 218 i 16V Vitesse 220 D 220 SDi	44		01.98 03.00 - ABS 01.96 03.00 - ABS 11.95 03.00 - ABS 01.96 03.00 - ABS 01.97 03.00 - ABS 01.96 03.00 - ABS 01.96 03.00 - ABS		03.0137-0339.2	650339	203 x 38
	211 214 i 214 Si 216 Si 218 i 16V Vitesse 220 D 220 SDi	44		01.98 03.00 - ABS 01.96 03.00 - ABS 11.95 03.00 - ABS 01.96 03.00 - ABS 01.97 03.00 - ABS 01.96 03.00 - ABS 01.96 03.00 - ABS		03.0420-4519.3	684519	19,05/203x38 Kit
ROVER 400-Serie (XW) (90-95)								
	414 416 16V 418 418 TD			04.90 04.95 04.90 04.95 09.91 04.95 01.91 04.95		13.0460-2805.2 13.0460-2803.2	602805 602803	- ABS + ABS 21520 17,5 +/WK LUC 21515 17,5 +/WK/S LUC
	414 414 16V			01.90 04.95 - ABS 01.90 04.95 - ABS		24.0113-0188.1	413188	238 12,7 10,7
	414 414 16V 416 16V 418 D 418 TD 420 16V 420 Turbo			04.90 04.95 + ABS 04.90 04.95 + ABS 04.90 04.95 09.91 04.95 09.91 04.95 02.92 04.95 01.93 04.95		24.0121-0107.1	421107	262 21,0 19,0 V
	414 416 16V 418 418 TD			04.90 04.95 04.90 04.95 09.91 04.95 01.91 04.95		13.0460-5998.2 13.0460-0430.2	605998 610430	21312 12,8 +/WK AKE Einbausatz AKE
	414 414 16V 416 16V 418 TD 420 16V 420 Turbo			01.90 04.95 + ABS 01.90 04.95 + ABS 01.90 04.95 + ABS 01.91 04.95 + ABS 01.91 04.95 01.93 04.95		24.0110-0212.1	410212	239 10,0 8,0 +S +B
	414 416 16V 418 D			01.90 04.95 - ABS 01.90 04.95 - ABS 01.91 04.95 - ABS		03.0137-0339.2 03.0137-9221.2	650339 669221	203 x 38 Einbausatz
ROVER 400-Serie (RT) (95-00)								
	414 Si 416 Si 420 D 420 Di 420 Si	76 63 77 100		05.95 03.00 06.95 03.00 11.95 03.00 05.95 03.00 12.95 03.00		13.0460-2803.2	602803	21515 17,5 +/WK/S LUC
	414 Si 416 Si 420 D 420 Di 420 Si	76 63 77 100		05.95 03.00 - ABS 06.95 03.00 11.95 03.00 05.95 03.00 06.95 03.00		24.0113-0198.1	413198	262 13,0 11,0 +B
	414 Si 416 Si 420 D 420 Di 420 Si	76 63 77 100		06.95 03.00 + ABS 06.95 03.00 11.95 03.00 05.95 03.00 06.95 03.00		24.0121-0105.1	421105	262 21,0 19,0 V +S +B
	414 Si 416 Si 420 D 420 Di 420 Si	76 63 77 100		05.95 03.00 06.95 03.00 11.95 03.00 05.95 03.00 12.95 03.00		13.0460-5998.2 13.0460-0430.2	605998 610430	21312 12,8 +/WK AKE Einbausatz AKE

								
ROVER 400-Serie (RT) (95-00)								
	414 Si 416 Si 420 D 420 Di 420 Si	76 63 77 100		06.95 06.95 11.95 05.95 12.95	03.00 03.00 03.00 03.00 03.00	24.0110-0212.1	410212	239 10,0 8,0 +S +B
	414 Si 416 Si 420 D 420 Di 420 Si	76 63 77 100		05.95 06.95 11.95 05.95 12.95	03.00 03.00 03.00 03.00 03.00	03.0137-0339.2	650339	203 x 38
	414 Si	76		05.95	03.00	03.0420-4519.3	684519	19,05/203x38 Kit
ROVER 600-Serie (RH) (93-99)								
	618 i/Si 620 i 620 SDi 620 Si 620 Ti Vitesse 623 Si			03.96 08.93 12.94 08.93 07.94 08.93	02.99 02.99 02.99 02.99 02.99 02.99	13.0460-5955.2 13.0460-0453.2	605955 610453	21879 18,6 +/WK Einbausatz AKE AKE
	618 i/Si 620 i 620 SDi			03.96 08.93 12.94	02.99 06.96 + 14" Rad ¹⁾ 02.99 + 14" Rad ¹⁾	24.0123-0103.1	423103	260 23,0 21,0 V
	620 i 620 SDi 620 Ti Vitesse 623 Si			08.93 12.94 07.94 08.93	02.99 + 15" Rad ²⁾ 02.99 + 15" Rad ²⁾ 02.99 02.99	24.0123-0102.1	423102	282 23,0 21,0 V
	618 i/Si 620 i 620 SDi 620 Si 620 Ti Vitesse 623 Si			03.96 08.93 12.94 08.93 07.94 08.93	02.99 02.99 02.99 02.99 02.99 02.99	13.0460-5929.2	605929	21719 15,0 +/WK AKE
	618 i/Si 620 i 620 SDi 620 Si 620 Ti Vitesse 623 Si			03.96 08.93 12.94 08.93 07.94 08.93	02.99 02.99 02.99 02.99 02.99 02.99	24.0110-0233.1	410233	260 10,0 8,0 +S +B
ROVER 800-Serie (XS/RS) (86-99)								
	820 825 D			09.88 01.92	02.99 02.99	13.0460-2802.2	602802	21245 17,5 +/WK LUC
	820 820 16V 825 D			09.88 01.92 01.92	12.91 02.99 02.99	24.0121-0110.1	421110	262 21,0 18,0 V
	820 Turbo 825 827			01.92 10.86 02.88	02.99 02.99 02.99	24.0121-0100.1	421100	285 21,0 19,0 V
	820 825 825 D 827			09.88 03.87 01.92 09.88	02.99 02.99 02.99 02.99	13.0460-2800.2	602800	20087 14,6 +/WK LUC
	820 820 16V 820 Turbo 825 825 D 827			09.88 01.92 01.92 10.86 01.90 09.88	02.99 02.99 02.99 02.99 02.99 02.99	24.0110-0255.1	410255	260 10,0 8,0
ROVER MINI (91-95)								
	1.3 MK I			01.91	04.95	13.0460-6914.2	606914	20038 14,0 AP
	1.3 MK I			01.91	04.95	24.0110-0239.1	410239	214 9,6 8,6
	1.3 MK I			01.91	04.95	03.0137-0080.2 03.0137-9205.2	650080 669205	178 x 32 Einbausatz AP AP
	1.3 MK I			01.91	04.95	03.0420-2319.3	682319	19,05/178x32 Kit AP
SAAB 9-3 (YS3D) (98-02)								
	2.0 i 2.0 SE Turbo 2.0 Turbo 2.0 Turbo 2.0 Turbo 2.0 Turbo 2.2 TiD 2.2 TiD	96 147 110 113 136 151 85 92		02.98 02.98 01.01 10.98 02.98 10.99 02.98 11.00	09.02 09.02 09.02 09.02 09.02 09.02 11.00 09.02	13.0460-7173.2 24.8190-0718.2	607173 620718	2 23116 20,3 +/WK Warnkontakt L=720mm ATE

¹⁾ + 14" wheel / + ruota 14" / + roue 14" / + rueda 14"

²⁾ + 15" wheel / + ruota 15" / + roue 15" / + rueda 15"

SAAB 9-3 (YS3D) (98-02)									
	2.3 i 2.3 Turbo	110 165	02.98 10.98	09.02 09.02	13.0460-7173.2 24.8190-0718.2	607173 620718	2	23116 20,3 +WK Warnkontakt L=720mm	ATE
	2.0 i 2.0 SE Turbo 2.0 Turbo 2.0 Turbo 2.0 Turbo 2.2 TiD 2.2 TiD 2.3 i	96 147 110 113 136 151 85 92 110	02.98 02.98 01.01 10.98 02.98 10.99 02.98 11.00 02.98	09.02 09.02 09.02 09.02 09.02 11.00 09.02 09.02	24.0125-0119.1 24.0325-0119.1	425119 525119		288 25,0 22,0 V L +S +B 288 25,0 22,0 V L +S +B PD	
	2.0 i 2.0 SE Turbo 2.0 Turbo 2.0 Turbo 2.0 Turbo 2.2 TiD 2.2 TiD 2.3 i 2.3 Turbo	96 147 110 113 136 151 85 92 110 165	02.98 02.98 01.01 10.98 02.98 10.99 02.98 11.00 02.98 10.98	09.02 09.02 09.02 09.02 09.02 11.00 09.02 09.02	13.0460-4040.2 13.0460-0347.2	604040 610347		21050 15,8 Einbausatz	ATE
	2.0 i 2.0 SE Turbo 2.0 Turbo 2.0 Turbo 2.0 Turbo 2.2 TiD 2.2 TiD 2.3 i	96 147 110 113 136 151 85 92 110	02.98 02.98 01.01 10.98 02.98 10.99 02.98 11.00 02.98	09.02 09.02 09.02 09.02 09.02 11.00 09.02	24.0110-0226.1 24.0310-0226.1	410226 510226		286 10,0 8,0 +S +B 286 10,0 8,0 +S +B PD	
	2.0 i 2.0 SE Turbo 2.0 Turbo 2.0 Turbo 2.0 Turbo 2.2 TiD 2.2 TiD 2.3 i 2.3 Turbo	96 147 110 113 136 151 85 92 110 165	02.98 02.98 01.01 10.98 02.98 10.99 02.98 11.00 02.98 10.98	09.02 09.02 09.02 09.02 09.02 11.00 09.02	03.0137-0172.2	650172		160 x 25	

SAAB 9-3 Limousine (YS3F) (03-12)										
	1.8 i 1.8 i 1.8 t 1.8 t 1.9 TiD 1.9 TiD 1.9 TiD 1.9 TiD 2.0 t 2.0 t 2.0 Turbo Performance 2.2 TiD 2.2 TiD	90 90 110 110 88 88 110 110 110 110 154 92 92	03.04 03.04 09.02 09.02 07.04 07.04 07.04 07.04 09.02 09.02 04.04 09.02 09.02	12.05 + 15" Rad ¹⁾ 12.05 + 16" Rad/ - Vector ⁴⁾ 12.05 + 15" Rad ¹⁾ 12.05 + 16" Rad/ - Vector ⁴⁾ 12.05 + 15" Rad ¹⁾ 12.05 + 16" Rad/ - Vector ⁴⁾ 12.05 + 15" Rad ¹⁾ 12.05 + 16" Rad/ - Vector ⁴⁾ 12.05 + 15" Rad ¹⁾ 12.05 + 16" Rad/ - Vector ⁴⁾ 12.05 + 15" Rad ¹⁾ 12.05 + 15" Rad ¹⁾ 12.05 + 16" Rad/ - Vector ⁴⁾	13.0460-7212.2 13.0460-7172.2 13.0470-7172.2	607212 607172 LD7172		f. Bremssattel m. Stahlkolben ²⁾ f. Bremssattel m. Kunststoffkolben ³⁾ f. Bremssattel m. Kunststoffkolben ³⁾	23738 20,1 +/WE 23402 20,1 +/WE 23402 20,1 +/WE	ATE ATE ATE
	1.8 i 1.8 i Vector 1.8 t BioPower 1.9 TiD 1.9 TiD 1.9 TiD Vector 1.9 TiD Vector 1.9 TTiD 1.9 TTiD 2.0 t 2.0 T Aero 2.0 t BioPower 2.0 t BioPower 2.0 t BioPower XWD 2.0 t Vector 2.0 t XWD 2.0 Turbo Performance 2.2 TiD 2.2 TiD Vector 2.8 T Aero 2.8 T Aero 2.8 T Aero 2.8 T Aero V6 XWD 2.8 Turbo V6	90 90 110 88 110 88 110 110 110 154 145 129 92 92 184 188 206 206	01.06 09.02 01.07 01.06 01.06 07.04 07.04 07.07 07.07 01.06 09.02 01.07 06.07 09.02 09.02 04.04 01.06 09.02 03.05 07.07 07.07 04.08 04.08	12.08 - Vector 12.08 12.08 12.08 - Vector 12.08 - Vector 12.08 12.08 - Vector 12.08 12.08 - Vector 12.08 12.08 12.08 12.08 12.08 12.08 12.08 12.08 - Vector 12.08 12.08 12.08 12.08 12.08	13.0460-7199.2 13.0460-7212.2 13.0460-7172.2 13.0470-7172.2	607199 607212 607172 LD7172		+ 16" Rad/ - USA ⁵⁾ + 16" Rad/ + USA/+ Stahlkolben ⁶⁾ + 16" Rad/ + USA/+ Kunststoffkolben ⁷⁾ + 16" Rad/ + USA/+ Kunststoffkolben ⁷⁾	23404 20,6 +/WE 23738 20,1 +/WE 23402 20,1 +/WE 23402 20,1 +/WE	ATE ATE ATE ATE
	1.8 i 1.8 i Vector 1.8 t BioPower 1.9 TiD 1.9 TiD 1.9 TiD Vector 1.9 TiD Vector	90 90 110 88 110 88 110	01.09 01.09 01.09 01.09 01.09 01.09 01.09	06.12 - Vector 06.12 06.12 06.12 - Vector 06.12 - Vector	13.0460-7204.2 13.0470-7204.2	607204 LD7204		+ 17" Rad ⁸⁾ + 17" Rad ⁸⁾	23912 18,8 + 23912 18,8 +	ATE ATE

¹⁾ + 15" wheel / + ruota 15" / + roue 15" / + rueda 15"

²⁾ for br.caliper +steel piston / per pinza fr. +pistone acciaio / pour étrier f. +piston en acier / para pinza fr. +pistón de acero

³⁾ for br.caliper +plastic piston / per pinza fr. +pistone plastica / pour étrier fr. +piston plastique / para pinza fr. +pistón plástico

⁴⁾ + 16" wheel/ - Vector / + ruota 16"/ - Vector / + roue 16"/ - Vector / + rueda 16"/ - Vector

⁵⁾ + 16" wheel, - USA / + ruota 16", - USA / + roue 16", - USA / + rueda 16", - USA

⁶⁾ + 16" wheel/ + USA/+ steel piston / + ruota 16"/ + USA/+ pistone acciaio / + roue 16"/ + USA/+ piston acier / + rueda 16"/ + USA/+ pistón acero

⁷⁾ + 16" wheel/ + USA/+ plastic piston / + ruota 16"/ + USA/+ pistone plastica / + roue 16"/ + USA/+ piston plastique / + rueda 16"/ + USA/+ pistón plástico

⁸⁾ + 17" wheel / + ruota 17" / + roue 17" / + rueda 17"



SAAB 9-3 Limousine (YS3F) (03-12)

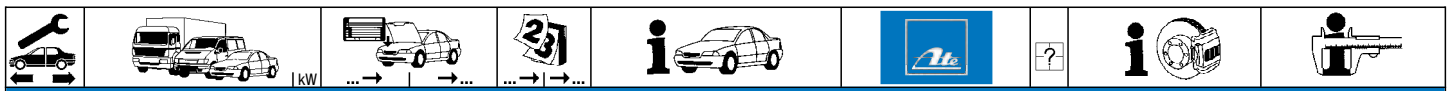
	1.9 TTiD		01.09	06.12	- Vector	13.0460-7204.2	607204	+ 17" Rad ¹⁾	23912 18,8 +	ATE
	1.9 TTiD		01.09	06.12		13.0470-7204.2	LD7204	+ 17" Rad ¹⁾	23912 18,8 +	ATE
	2.0 t		01.09	06.12	- Vector					
	2.0 T Aero	154	01.09	06.12						
	2.0 t BioPower		01.09	06.12						
	2.0 t BioPower	145	01.09	06.12						
	2.0 t BioPower XWD		01.09	06.12						
	2.0 t Vector	129	01.09	06.12						
	2.0 t XWD		01.09	06.12						
	2.0 Turbo Performance		01.09	06.12						
	2.2 TiD	92	01.09	06.12	- Vector					
	2.2 TiD Vector	92	01.09	06.12						
	2.8 T Aero	184	01.09	06.12						
	2.8 T Aero	188	01.09	06.12						
	2.8 T Aero	206	01.09	06.12						
2.8 T Aero V6 XWD	206	01.09	06.12							
2.8 Turbo V6		01.09	06.12							
	1.8 i	90	03.04	06.12		24.0125-0141.1	425141	+ 15" Rad ²⁾	285 24,9 22,0 V L +S +B	
	1.8 t	110	09.02	06.12		24.0325-0141.1	525141	+ 15" Rad ²⁾	285 24,9 22,0 V L +S +B PD	
	1.8 t BioPower	110	01.07	06.12						
	1.9 TiD	88	07.04	06.12						
	1.9 TiD	110	07.04	06.12						
	1.9 TTiD		07.07	06.12						
	2.0 t Arc/Linear	129	09.02	06.12						
	2.0 t BioPower		01.07	06.12						
	2.0 t BioPower	145	06.07	06.12						
	2.0 Turbo Performance		04.04	06.12						
	2.2 TiD	92	09.02	06.12						
	2.0 T Aero	154	09.02	06.12	- USA	24.0128-0164.1	428164	+ 16" Rad ³⁾	314 28,0 25,0 V L +S +B	
	2.0 T Aero	154	01.06	06.12	+ USA					
	2.0 t BioPower XWD		09.02	06.12						
	2.0 t Vector	129	09.02	06.12						
2.0 t XWD		01.07	06.12							
2.0 Turbo Performance		04.04	06.12							
2.8 T Aero	184	03.05	06.12	- USA						
2.8 T Aero	184	01.06	06.12	+ USA						
2.8 T Aero	188	07.07	06.12							
2.8 T Aero	206	07.07	06.12							
2.8 T Aero V6 XWD	206	04.08	06.12							
2.8 Turbo V6		04.08	06.12							
2.0 T Aero	154	09.02	12.05		24.0128-0137.1	428137	+ 16" Rad ³⁾	302 28,0 25,0 V L +S +B		
2.8 T Aero	184	03.05	12.05		24.0328-0137.1	528137	+ 16" Rad ³⁾	302 28,0 25,0 V L +S +B PD		
1.8 i	90	03.04	06.12	- Vector	24.0130-0189.1	430189	+ 17" Rad ¹⁾	345 29,9 27,5 V L +B		
1.8 i Vector	90	03.04	06.12							
1.8 t BioPower	110	01.07	06.12							
1.9 TiD	88	07.04	06.12	- Vector						
1.9 TiD	110	07.04	06.12	- Vector						
1.9 TiD Vector	88	07.04	06.12							
1.9 TiD Vector	110	07.04	06.12							
1.9 TTiD		07.07	06.12	- Vector						
1.9 TTiD		07.07	06.12							
2.0 t		09.02	06.12	- Vector						
2.0 T Aero	154	09.02	06.12							
2.0 t BioPower		01.07	06.12							
2.0 t BioPower	145	06.07	06.12							
2.0 t BioPower XWD		09.02	06.12							
2.0 t Vector	129	09.02	06.12							
2.0 t XWD		01.07	06.12							
2.0 Turbo Performance		04.04	06.12							
2.2 TiD	92	09.02	06.12	- Vector						
2.2 TiD Vector	92	09.02	06.12							
2.8 T Aero	184	03.05	06.12							
2.8 T Aero	188	07.07	06.12							
2.8 T Aero	206	07.07	06.12							
2.8 T Aero V6 XWD	206	05.08	06.12							
2.8 Turbo V6		04.08	06.12							
	1.8 i	90	76001222	03.04		13.0460-7194.2	607194	ersetzt Belag mit Federn ⁴⁾	23482 16,6 +	ATE
	1.8 t	110	76001222	09.02		13.0470-7194.2	LD7194	ersetzt Belag mit Federn ⁴⁾	23482 16,6 +	ATE
	1.8 t BioPower	110	76001222	01.07						
	1.9 TiD	88	76001222	07.04						
	1.9 TiD	110	76001222	07.04						
	1.9 TTiD		76001222	07.07						
	2.0 t		76001222	09.02						
	2.0 T Aero	154	76001222	09.02						
	2.0 t BioPower		76001222	01.07						
	2.0 t BioPower	145	76001222	06.07						
	2.0 t BioPower XWD		76001222	09.02						
	2.0 t XWD	129	76001222	01.07						
	2.0 Turbo Performance		76001222	04.04						
	2.2 TiD	92	76001222	09.02						
	2.8 T Aero	184	76001222	03.05						
2.8 T Aero	188	76001222	07.07							
2.8 T Aero	206	76001222	07.07							
2.8 T Aero V6 XWD	206	76001222	04.08							
2.8 Turbo V6		76001222	04.08							

¹⁾ + 17" wheel / + ruota 17" / + roue 17" / + rueda 17"

²⁾ + 15" wheel / + ruota 15" / + roue 15" / + rueda 15"

³⁾ + 16" wheel / + ruota 16" / + roue 16" / + rueda 16"

⁴⁾ replaces pad with springs / sostituisce la guarnizione con molle / remplace la garniture avec ressorts / sustituye guarnición con resortes



SAAB 9-3 Limousine (YS3F) (03-12)

	1.8 i	90	76001223		06.12		13.0460-7195.2	607195			23482 16,6 +	ATE
	1.8 t	110	76001223		06.12		13.0470-7195.2	LD7195			23482 16,6 +	ATE
	1.8 t BioPower	110	76001223		06.12							
	1.9 TiD	88	76001223		06.12							
	1.9 TiD	110	76001223		06.12							
	1.9 TTiD		76001223		06.12							
	2.0 t		76001223		06.12							
	2.0 T Aero	154	76001223		06.12							
	2.0 t BioPower		76001223		06.12							
	2.0 t BioPower	145	76001223		06.12							
	2.0 t BioPower XWD		76001223		06.12							
	2.0 t XWD		76001223		06.12							
	2.0 Turbo Performance		76001223		06.12							
	2.2 TiD	92	76001223		06.12							
	2.8 T Aero	184	76001223		06.12							
	2.8 T Aero	188	76001223		06.12							
2.8 T Aero	206	76001223		06.12								
2.8 T Aero V6 XWD	206	76001223		06.12								
2.8 Turbo V6		76001223		06.12								
	1.8 i	90		03.04	06.12		24.0112-0157.1	412157		+ 15" Rad ¹⁾	278 11,9 10,0 +S +B	
	1.8 t	110		09.02	06.12		24.0312-0157.1	512157		+ 15" Rad ¹⁾	278 11,9 10,0 +S +B PD	
	1.8 t BioPower	110		01.07	06.12		24.0120-0173.1	420173		+ 16" Rad ²⁾	292 19,9 18,0 V +S +B	
	1.9 TiD	88		07.04	06.12		24.0320-0173.1	520173		+ 16" Rad ²⁾	292 19,9 18,0 V +S +B PD	
	1.9 TiD	110		07.04	06.12							
	1.9 TTiD			07.07	06.12							
	2.0 t			09.02	06.12							
	2.0 T Aero	154		09.02	06.12							
	2.0 t BioPower			01.07	06.12							
	2.0 t BioPower	145		06.07	06.12							
	2.0 Turbo Performance			04.04	06.12							
	2.2 TiD	92		09.02	06.12							
	2.8 T Aero	184		03.05	06.12							
	2.8 T Aero	188		07.07	06.12							
	2.8 T Aero	206		07.07	06.12							
	2.8 Turbo V6			04.08	06.12							

SAAB 9-3 SportCombi (05-12)

	1.8 i	90		03.05	06.12		13.0460-7212.2	607212		+ 15"/16" Rad/+ Stahkolben ³⁾	23738 20,1 +/WE	ATE
	1.8 t	110		03.05	06.12		13.0460-7172.2	607172		+ 15"/16" Rad/+ Kunststoffkolben ⁴⁾	23402 20,1 +/WE	ATE
	1.8 t BioPower	110		01.07	06.12		13.0470-7172.2	LD7172		+ 15"/16" Rad/+ Kunststoffkolben ⁴⁾	23402 20,1 +/WE	ATE
	1.8 t BioPower	129		07.07	06.12							
	1.9 TiD	88		03.05	06.12							
	1.9 TiD	110		03.05	06.12							
	1.9 TTiD			07.07	06.12							
	2.0	143		04.06	09.07							
	2.0 t			03.05	06.12							
	2.0 t BioPower			01.07	06.12							
	2.0 t BioPower	145		06.07	06.12							
	2.0 t BioPower	147		07.07	06.12							
	2.0 t BioPower	162		01.11	06.12							
	2.0 t BioPower XWD			01.07	06.12							
	2.0 t BioPower XWD	162		01.11	06.12							
	2.0 t XWD			01.07	06.12							
	2.0 T			03.05	12.08		13.0460-7199.2	607199		+ 16" plus Rad ⁵⁾	23404 20,6 +/WE	ATE
	2.0 T XWD	154		07.08	12.08							
	2.8 T	184		03.05	12.08							
	2.8 T	188		07.07	12.08							
	2.8 T Aero	206		07.07	12.08							
	2.8 T Aero V6 XWD	206		04.08	12.08							
	2.8 Turbo V6	169		03.05	12.08							
	2.8 Turbo V6	203		05.08	12.08							
	2.0 T			01.09	06.12		13.0460-7204.2	607204		+ 17" Rad ⁶⁾	23912 18,8 +	ATE
	2.0 T XWD	154		01.09	06.12		13.0470-7204.2	LD7204		+ 17" Rad ⁶⁾	23912 18,8 +	ATE
	2.0 T XWD	177		03.09	06.12							
	2.8 T	184		01.09	06.12							
	2.8 T	188		01.09	06.12							
	2.8 T Aero	206		01.09	06.12							
	2.8 T Aero V6 XWD	206		01.09	06.12							
	2.8 Turbo V6	169		01.09	06.12							
2.8 Turbo V6	203		01.09	06.12								
	2.0 T			03.05	06.12		24.0128-0164.1	428164		+ 16" Rad ²⁾	314 28,0 25,0 V L +S +B	
	2.0 T			01.06	06.12							
	2.0 T XWD	154		07.08	06.12							
	2.0 T XWD	177		03.09	06.12							
	2.8 T	184		03.05	06.12							
	2.8 T	188		07.07	06.12							
	2.8 T Aero	206		07.07	06.12							
	2.8 T Aero V6 XWD	206		04.08	06.12							
	2.8 Turbo V6	169		03.05	06.12							
	2.8 Turbo V6	203		05.08	06.12							
	2.0 T			03.05	12.05		24.0128-0137.1	428137		+ 16" Rad ²⁾	302 28,0 25,0 V L +S +B	
							24.0328-0137.1	528137		+ 16" Rad ²⁾	302 28,0 25,0 V L +S +B PD	
	1.8 i	90		03.05	06.12		24.0130-0189.1	430189		+ 17" Rad ⁶⁾	345 29,9 27,5 V L +B	
	1.8 t	110		03.05	06.12							
	1.8 t BioPower	110		01.07	06.12							
	1.8 t BioPower	129		07.07	06.12							
1.9 TiD	88		03.05	06.12								

¹⁾ + 15" wheel / + ruota 15" / + roue 15" / + rueda 15"

²⁾ + 16" wheel / + ruota 16" / + roue 16" / + rueda 16"

³⁾ + 15"/16" wheel/+ steel piston / + ruota 15"/16" /+ pistone acciaio / + roue 15"/16" /+ piston acier / + rueda 15"/16" /+ pistón acero

⁴⁾ + 15"/16" wheel/+ plastic piston / + ruota 15"/16" /+ pistone plastica / + roue 15"/16" /+ piston plastique / + rueda 15"/16" /+ pistón plástico

⁵⁾ + 16" plus wheel / + ruota 16" plus / + roue 16" plus / + rueda 16" plus

⁶⁾ + 17" wheel / + ruota 17" / + roue 17" / + rueda 17"





SAAB 9-3 SportCombi (05-12)






	1.9 TiD 110		03.05	06.12	24.0130-0189.1	430189	+ 17" Rad ¹⁾	345 29,9 27,5 V L +B	
	1.9 TTiD		07.07	06.12					
	2.0 143		04.06	09.07					
	2.0 t		03.05	06.12					
	2.0 t BioPower		01.07	06.12					
	2.0 t BioPower 145		06.07	06.12					
	2.0 t BioPower 147		07.07	06.12					
	2.0 t BioPower XWD		01.07	06.12					
	2.0 t XWD		01.07	06.12					
	1.8 i 90	76001222	03.05		13.0460-7194.2	607194	ersetzt Belag mit Federn ²⁾	23482 16,6 +	ATE
	1.8 t 110	76001222	03.05		13.0470-7194.2	LD7194	ersetzt Belag mit Federn ²⁾	23482 16,6 +	ATE
	1.8 t BioPower 110	76001222	01.07						
	1.8 t BioPower 129	76001222	07.07						
	1.9 TiD 88	76001222	03.05						
	1.9 TiD 110	76001222	03.05						
	1.9 TTiD	76001222	07.07						
	2.0 143	76001222	04.06						
	2.0 t	76001222	03.05						
	2.0 T	76001222	03.05						
	2.0 t BioPower	76001222	01.07						
	2.0 t BioPower 145	76001222	06.07						
	2.0 t BioPower 147	76001222	07.07						
	2.0 t BioPower 162	76001222	01.11						
	2.0 t BioPower XWD	76001222	01.07						
	2.0 t BioPower XWD 162	76001222	01.11						
	2.0 t XWD	76001222	01.07						
	2.0 T XWD 154	76001222	07.08						
	2.0 T XWD 177	76001222	03.09						
	2.8 T 184	76001222	03.05						
	2.8 T 188	76001222	07.07						
	2.8 T Aero 206	76001222	07.07						
	2.8 T Aero V6 XWD 206	76001222	04.08						
	2.8 Turbo V6 169	76001222	03.05						
	2.8 Turbo V6 203	76001222	05.08						
	1.8 i 90	76001223	06.12		13.0460-7195.2	607195		23482 16,6 +	ATE
	1.8 t 110	76001223	06.12		13.0470-7195.2	LD7195		23482 16,6 +	ATE
	1.8 t BioPower 110	76001223	06.12						
	1.8 t BioPower 129	76001223	06.12						
	1.9 TiD 88	76001223	06.12						
	1.9 TiD 110	76001223	06.12						
	1.9 TTiD	76001223	06.12						
	2.0 t	76001223	06.12						
	2.0 T	76001223	06.12						
	2.0 t BioPower	76001223	06.12						
	2.0 t BioPower 145	76001223	06.12						
	2.0 t BioPower 147	76001223	06.12						
	2.0 t BioPower 162	76001223	06.12						
	2.0 t BioPower XWD	76001223	06.12						
	2.0 t BioPower XWD 162	76001223	06.12						
	2.0 t XWD	76001223	06.12						
	2.0 T XWD 154	76001223	06.12						
	2.0 T XWD 177	76001223	06.12						
	2.8 T 184	76001223	06.12						
	2.8 T 188	76001223	06.12						
	2.8 T Aero 206	76001223	06.12						
	2.8 T Aero V6 XWD 206	76001223	06.12						
	2.8 Turbo V6 169	76001223	06.12						
	2.8 Turbo V6 203	76001223	06.12						
	1.8 i 90		03.05	08.05	24.0112-0157.1	412157		278 11,9 10,0 +S +B	
	1.8 t 110		03.05	08.05	24.0312-0157.1	512157		278 11,9 10,0 +S +B PD	
	1.9 TiD 88		03.05	08.05					
	1.9 TiD 110		03.05	08.05					
	2.0 t		03.05	08.05					
	2.0 T		03.05	08.05	24.0120-0173.1	420173		292 19,9 18,0 V +S +B	
	2.8 T 184		03.05	08.05	24.0320-0173.1	520173		292 19,9 18,0 V +S +B PD	
	2.8 Turbo V6 169		03.05	08.05					
	1.8 i 90		09.05	06.12	24.0112-0157.1	412157	+ 15" Rad ³⁾	278 11,9 10,0 +S +B	
	1.8 t 110		09.05	06.12	24.0312-0157.1	512157	+ 15" Rad ³⁾	278 11,9 10,0 +S +B PD	
	1.8 t BioPower 110		01.07	06.12	24.0120-0173.1	420173	+ 16" Rad ⁴⁾	292 19,9 18,0 V +S +B	
	1.8 t BioPower 129		07.07	06.12	24.0320-0173.1	520173	+ 16" Rad ⁴⁾	292 19,9 18,0 V +S +B PD	
	1.9 TiD 88		09.05	06.12					
	1.9 TiD 110		09.05	06.12					
	1.9 TTiD		07.07	06.12					
	2.0 143		04.06	09.07					
	2.0 t		09.05	06.12					
	2.0 T		09.05	06.12					
	2.0 t BioPower		01.07	06.12					
	2.0 t BioPower 145		06.07	06.12					
	2.0 t BioPower 147		07.07	06.12					
	2.0 t BioPower 162		01.11	06.11					
	2.0 t BioPower XWD		01.07	06.12					
	2.0 t BioPower XWD 162		01.11	06.12					
	2.0 t XWD		01.07	06.12					
	2.0 T XWD 154		07.08	06.12					
	2.0 T XWD 177		03.09	06.12					
	2.8 T 184		09.05	06.12					
	2.8 T 188		07.07	06.12					

¹⁾ + 17" wheel / + ruota 17" / + roue 17" / + rueda 17"

²⁾ replaces pad with springs / sostituisce la guarnizione con molle / remplace la garniture avec ressorts / sustituye guarnición con resortes

³⁾ + 15" wheel / + ruota 15" / + roue 15" / + rueda 15"

⁴⁾ + 16" wheel / + ruota 16" / + roue 16" / + rueda 16"

SAAB 9-3 SportCombi (05-12)																																																																																																																																																																																																																																																																																																																																																																																																																																																																																																																																																																																																																																																					
	<table border="1"> <tr> <td>2.8 T Aero</td> <td>206</td> <td>07.07</td> <td>06.12</td> <td>24.0112-0157.1</td> <td>412157</td> <td>+ 15" Rad ¹⁾</td> <td>278 11,9 10,0 +S +B</td> </tr> <tr> <td>2.8 T Aero V6 XWD</td> <td>206</td> <td>04.08</td> <td>06.12</td> <td>24.0312-0157.1</td> <td>512157</td> <td>+ 15" Rad ¹⁾</td> <td>278 11,9 10,0 +S +B PD</td> </tr> <tr> <td>2.8 Turbo V6</td> <td>169</td> <td>03.05</td> <td>06.12</td> <td>24.0120-0173.1</td> <td>420173</td> <td>+ 16" Rad ²⁾</td> <td>292 19,9 18,0 V +S +B</td> </tr> <tr> <td>2.8 Turbo V6</td> <td>203</td> <td>05.08</td> <td>06.12</td> <td>24.0320-0173.1</td> <td>520173</td> <td>+ 16" Rad ²⁾</td> <td>292 19,9 18,0 V +S +B PD</td> </tr> </table>	2.8 T Aero	206	07.07	06.12	24.0112-0157.1	412157	+ 15" Rad ¹⁾	278 11,9 10,0 +S +B	2.8 T Aero V6 XWD	206	04.08	06.12	24.0312-0157.1	512157	+ 15" Rad ¹⁾	278 11,9 10,0 +S +B PD	2.8 Turbo V6	169	03.05	06.12	24.0120-0173.1	420173	+ 16" Rad ²⁾	292 19,9 18,0 V +S +B	2.8 Turbo V6	203	05.08	06.12	24.0320-0173.1	520173	+ 16" Rad ²⁾	292 19,9 18,0 V +S +B PD																																																																																																																																																																																																																																																																																																																																																																																																																																																																																																																																																																																																																				
2.8 T Aero	206	07.07	06.12	24.0112-0157.1	412157	+ 15" Rad ¹⁾	278 11,9 10,0 +S +B																																																																																																																																																																																																																																																																																																																																																																																																																																																																																																																																																																																																																																														
2.8 T Aero V6 XWD	206	04.08	06.12	24.0312-0157.1	512157	+ 15" Rad ¹⁾	278 11,9 10,0 +S +B PD																																																																																																																																																																																																																																																																																																																																																																																																																																																																																																																																																																																																																																														
2.8 Turbo V6	169	03.05	06.12	24.0120-0173.1	420173	+ 16" Rad ²⁾	292 19,9 18,0 V +S +B																																																																																																																																																																																																																																																																																																																																																																																																																																																																																																																																																																																																																																														
2.8 Turbo V6	203	05.08	06.12	24.0320-0173.1	520173	+ 16" Rad ²⁾	292 19,9 18,0 V +S +B PD																																																																																																																																																																																																																																																																																																																																																																																																																																																																																																																																																																																																																																														
SAAB 9-3 Cabriolet (YS3D) (98-03)																																																																																																																																																																																																																																																																																																																																																																																																																																																																																																																																																																																																																																																					
	<table border="1"> <tr> <td>2.0 i</td> <td>96</td> <td>02.98</td> <td>08.02</td> <td>13.0460-7173.2</td> <td>607173</td> <td></td> <td>23116 20,3 +/WK ATE</td> </tr> <tr> <td>2.0 SE Turbo</td> <td>147</td> <td>02.98</td> <td>08.02</td> <td>24.8190-0718.2</td> <td>620718</td> <td>2</td> <td>Warnkontakt L=720mm</td> </tr> <tr> <td>2.0 T</td> <td>113</td> <td>10.98</td> <td>08.02</td> <td></td> <td></td> <td></td> <td></td> </tr> <tr> <td>2.0 T</td> <td>136</td> <td>02.98</td> <td>08.02</td> <td></td> <td></td> <td></td> <td></td> </tr> <tr> <td>2.0 T</td> <td>151</td> <td>10.99</td> <td>08.02</td> <td></td> <td></td> <td></td> <td></td> </tr> <tr> <td>2.0 Turbo</td> <td>110</td> <td>01.01</td> <td>08.02</td> <td></td> <td></td> <td></td> <td></td> </tr> <tr> <td>2.3 i</td> <td>110</td> <td>02.98</td> <td>08.02</td> <td></td> <td></td> <td></td> <td></td> </tr> <tr> <td>2.3 i</td> <td>165</td> <td>10.99</td> <td>08.02</td> <td></td> <td></td> <td></td> <td></td> </tr> <tr> <td>2.0 i</td> <td>96</td> <td>09.02</td> <td>07.03</td> <td>13.0460-7212.2</td> <td>607212</td> <td>f. Bremssattel m.Stahlkolben ³⁾</td> <td>23738 20,1 +/WE ATE</td> </tr> <tr> <td>2.0 SE Turbo</td> <td>147</td> <td>09.02</td> <td>07.03</td> <td>13.0460-7172.2</td> <td>607172</td> <td>f. Bremssattel m.Kunststoffkolben ⁴⁾</td> <td>23402 20,1 +/WE ATE</td> </tr> <tr> <td>2.0 T</td> <td>113</td> <td>09.02</td> <td>07.03</td> <td>13.0470-7172.2</td> <td>LD7172</td> <td>f. Bremssattel m.Kunststoffkolben ⁴⁾</td> <td>23402 20,1 +/WE ATE</td> </tr> <tr> <td>2.0 T</td> <td>136</td> <td>09.02</td> <td>07.03</td> <td></td> <td></td> <td></td> <td></td> </tr> <tr> <td>2.0 T</td> <td>151</td> <td>09.02</td> <td>07.03</td> <td></td> <td></td> <td></td> <td></td> </tr> <tr> <td>2.0 Turbo</td> <td>110</td> <td>09.02</td> <td>07.03</td> <td></td> <td></td> <td></td> <td></td> </tr> <tr> <td>2.3 i</td> <td>110</td> <td>09.02</td> <td>07.03</td> <td></td> <td></td> <td></td> <td></td> </tr> <tr> <td>2.3 i</td> <td>165</td> <td>09.02</td> <td>07.03</td> <td></td> <td></td> <td></td> <td></td> </tr> <tr> <td>2.0 i</td> <td>96</td> <td>02.98</td> <td>07.03</td> <td>24.0125-0119.1</td> <td>425119</td> <td></td> <td>288 25,0 22,0 V L +S +B</td> </tr> <tr> <td>2.0 SE Turbo</td> <td>147</td> <td>02.98</td> <td>07.03</td> <td>24.0325-0119.1</td> <td>525119</td> <td></td> <td>288 25,0 22,0 V L +S +B PD</td> </tr> <tr> <td>2.0 T</td> <td>113</td> <td>10.98</td> <td>07.03</td> <td></td> <td></td> <td></td> <td></td> </tr> <tr> <td>2.0 T</td> <td>136</td> <td>02.98</td> <td>07.03</td> <td></td> <td></td> <td></td> <td></td> </tr> <tr> <td>2.0 T</td> <td>151</td> <td>10.99</td> <td>07.03</td> <td></td> <td></td> <td></td> <td></td> </tr> <tr> <td>2.0 Turbo</td> <td>110</td> <td>01.01</td> <td>07.03</td> <td></td> <td></td> <td></td> <td></td> </tr> <tr> <td>2.3 i</td> <td>110</td> <td>02.98</td> <td>07.03</td> <td></td> <td></td> <td></td> <td></td> </tr> <tr> <td>2.0 i</td> <td>96</td> <td>02.98</td> <td>08.02</td> <td>13.0460-4040.2</td> <td>604040</td> <td></td> <td>21050 15,8 ATE</td> </tr> <tr> <td>2.0 SE Turbo</td> <td>147</td> <td>02.98</td> <td>08.02</td> <td>13.0460-0347.2</td> <td>610347</td> <td></td> <td>Einbausatz</td> </tr> <tr> <td>2.0 T</td> <td>113</td> <td>10.98</td> <td>08.02</td> <td></td> <td></td> <td></td> <td></td> </tr> <tr> <td>2.0 T</td> <td>136</td> <td>02.98</td> <td>08.02</td> <td></td> <td></td> <td></td> <td></td> </tr> <tr> <td>2.0 T</td> <td>151</td> <td>10.99</td> <td>08.02</td> <td></td> <td></td> <td></td> <td></td> </tr> <tr> <td>2.0 Turbo</td> <td>110</td> <td>01.01</td> <td>08.02</td> <td></td> <td></td> <td></td> <td></td> </tr> <tr> <td>2.3 i</td> <td>110</td> <td>02.98</td> <td>08.02</td> <td></td> <td></td> <td></td> <td></td> </tr> <tr> <td>2.3 i</td> <td>165</td> <td>10.99</td> <td>08.02</td> <td></td> <td></td> <td></td> <td></td> </tr> <tr> <td>2.0 i</td> <td>96</td> <td>09.02</td> <td>07.03</td> <td>13.0460-7194.2</td> <td>607194</td> <td>ersetzt Belag mit Federn ⁵⁾</td> <td>23482 16,6 + ATE</td> </tr> <tr> <td>2.0 SE Turbo</td> <td>147</td> <td>09.02</td> <td>07.03</td> <td>13.0470-7194.2</td> <td>LD7194</td> <td>ersetzt Belag mit Federn ⁵⁾</td> <td>23482 16,6 + ATE</td> </tr> <tr> <td>2.0 T</td> <td>113</td> <td>09.02</td> <td>07.03</td> <td></td> <td></td> <td></td> <td></td> </tr> <tr> <td>2.0 T</td> <td>136</td> <td>09.02</td> <td>07.03</td> <td></td> <td></td> <td></td> <td></td> </tr> <tr> <td>2.0 T</td> <td>151</td> <td>09.02</td> <td>07.03</td> <td></td> <td></td> <td></td> <td></td> </tr> <tr> <td>2.0 Turbo</td> <td>110</td> <td>09.02</td> <td>07.03</td> <td></td> <td></td> <td></td> <td></td> </tr> <tr> <td>2.3 i</td> <td>110</td> <td>09.02</td> <td>07.03</td> <td></td> <td></td> <td></td> <td></td> </tr> <tr> <td>2.3 i</td> <td>165</td> <td>09.02</td> <td>07.03</td> <td></td> <td></td> <td></td> <td></td> </tr> <tr> <td>2.0 i</td> <td>96</td> <td>02.98</td> <td>07.03</td> <td>24.0110-0226.1</td> <td>410226</td> <td></td> <td>286 10,0 8,0 +S +B</td> </tr> <tr> <td>2.0 SE Turbo</td> <td>147</td> <td>02.98</td> <td>07.03</td> <td>24.0310-0226.1</td> <td>510226</td> <td></td> <td>286 10,0 8,0 +S +B PD</td> </tr> <tr> <td>2.0 T</td> <td>113</td> <td>10.98</td> <td>07.03</td> <td></td> <td></td> <td></td> <td></td> </tr> <tr> <td>2.0 T</td> <td>136</td> <td>02.98</td> <td>07.03</td> <td></td> <td></td> <td></td> <td></td> </tr> <tr> <td>2.0 T</td> <td>151</td> <td>10.99</td> <td>07.03</td> <td></td> <td></td> <td></td> <td></td> </tr> <tr> <td>2.0 Turbo</td> <td>110</td> <td>01.01</td> <td>07.03</td> <td></td> <td></td> <td></td> <td></td> </tr> <tr> <td>2.3 i</td> <td>110</td> <td>02.98</td> <td>07.03</td> <td></td> <td></td> <td></td> <td></td> </tr> <tr> <td>2.0 i</td> <td>96</td> <td>02.98</td> <td>07.03</td> <td>03.0137-0172.2</td> <td>650172</td> <td></td> <td>160 x 25</td> </tr> <tr> <td>2.0 SE Turbo</td> <td>147</td> <td>02.98</td> <td>07.03</td> <td></td> <td></td> <td></td> <td></td> </tr> <tr> <td>2.0 T</td> <td>113</td> <td>10.98</td> <td>07.03</td> <td></td> <td></td> <td></td> <td></td> </tr> <tr> <td>2.0 T</td> <td>136</td> <td>02.98</td> <td>07.03</td> <td></td> <td></td> <td></td> <td></td> </tr> <tr> <td>2.0 T</td> <td>151</td> <td>10.99</td> <td>07.03</td> <td></td> <td></td> <td></td> <td></td> </tr> <tr> <td>2.0 Turbo</td> <td>110</td> <td>01.01</td> <td>07.03</td> <td></td> <td></td> <td></td> <td></td> </tr> <tr> <td>2.3 i</td> <td>110</td> <td>02.98</td> <td>07.03</td> <td></td> <td></td> <td></td> <td></td> </tr> <tr> <td>2.3 i</td> <td>165</td> <td>10.99</td> <td>07.03</td> <td></td> <td></td> <td></td> <td></td> </tr> <tr> <th colspan="2">SAAB 9-3 Cabriolet (YS3F) (03-12)</th> </tr> <tr> <td></td> <td> <table border="1"> <tr> <td>1.8 t</td> <td>110</td> <td>08.03</td> <td>06.12</td> <td>13.0460-7212.2</td> <td>607212</td> <td>+ 15"/16" Rad/+ Stahlkolben ⁶⁾</td> <td>23738 20,1 +/WE ATE</td> </tr> <tr> <td>1.8 t BioPower</td> <td>110</td> <td>01.07</td> <td>06.12</td> <td>13.0460-7172.2</td> <td>607172</td> <td>+ 15"/16" Rad/+ Kunststoffkolben ⁷⁾</td> <td>23402 20,1 +/WE ATE</td> </tr> <tr> <td>1.8 t BioPower</td> <td>129</td> <td>07.07</td> <td>06.12</td> <td>13.0470-7172.2</td> <td>LD7172</td> <td>+ 15"/16" Rad/+ Kunststoffkolben ⁷⁾</td> <td>23402 20,1 +/WE ATE</td> </tr> <tr> <td>1.9 TiD</td> <td>110</td> <td>01.06</td> <td>06.12</td> <td></td> <td></td> <td></td> <td></td> </tr> <tr> <td>1.9 TTiD</td> <td></td> <td>07.07</td> <td>06.12</td> <td></td> <td></td> <td></td> <td></td> </tr> <tr> <td>2.0</td> <td>143</td> <td>04.06</td> <td>09.07</td> <td></td> <td></td> <td></td> <td></td> </tr> <tr> <td>2.0 T</td> <td></td> <td>08.03</td> <td>06.12</td> <td></td> <td></td> <td></td> <td></td> </tr> <tr> <td>2.0 t</td> <td></td> <td>08.03</td> <td>06.12</td> <td></td> <td></td> <td></td> <td></td> </tr> <tr> <td>2.0 t BioPower</td> <td></td> <td>01.07</td> <td>06.12</td> <td></td> <td></td> <td></td> <td></td> </tr> <tr> <td>2.0 t BioPower</td> <td></td> <td>06.07</td> <td>06.12</td> <td></td> <td></td> <td></td> <td></td> </tr> <tr> <td>2.0 t BioPower</td> <td>147</td> <td>07.07</td> <td>06.12</td> <td></td> <td></td> <td></td> <td></td> </tr> <tr> <td>2.0 Turbo Performance</td> <td>185</td> <td>04.04</td> <td>06.12</td> <td></td> <td></td> <td></td> <td></td> </tr> <tr> <td>2.0 T</td> <td></td> <td>08.03</td> <td>06.12</td> <td>13.0460-7212.2</td> <td>607212</td> <td>+ 16" Rad/+ Stahlkolben ⁸⁾</td> <td>23738 20,1 +/WE ATE</td> </tr> <tr> <td>2.0 Turbo Performance</td> <td>185</td> <td>04.04</td> <td>06.12</td> <td>13.0460-7172.2</td> <td>607172</td> <td>+ 16" Rad/+ Kunststoffkolben ⁹⁾</td> <td>23402 20,1 +/WE ATE</td> </tr> <tr> <td></td> <td></td> <td></td> <td></td> <td>13.0470-7172.2</td> <td>LD7172</td> <td>+ 16" Rad/+ Kunststoffkolben ⁹⁾</td> <td>23402 20,1 +/WE ATE</td> </tr> <tr> <td>2.0 T</td> <td></td> <td>08.03</td> <td>12.08</td> <td>13.0460-7199.2</td> <td>607199</td> <td>+ 16"/16plus" Rad</td> <td>23404 20,6 +/WE ATE</td> </tr> <tr> <td>2.0 Turbo Performance</td> <td>185</td> <td>04.04</td> <td>12.08</td> <td></td> <td></td> <td></td> <td></td> </tr> <tr> <td>2.8 T</td> <td>184</td> <td>02.06</td> <td>12.08</td> <td></td> <td></td> <td></td> <td></td> </tr> <tr> <td>2.8 T</td> <td>221</td> <td>10.08</td> <td>12.08</td> <td></td> <td></td> <td></td> <td></td> </tr> <tr> <td>2.8 T Aero</td> <td>188</td> <td>07.07</td> <td>12.08</td> <td></td> <td></td> <td></td> <td></td> </tr> <tr> <td>2.8 T V6 Aero</td> <td></td> <td>06.08</td> <td>12.08</td> <td></td> <td></td> <td></td> <td></td> </tr> <tr> <td>2.0 T</td> <td></td> <td>01.09</td> <td>06.12</td> <td>13.0460-7204.2</td> <td>607204</td> <td>+ 17" Rad</td> <td>23912 18,8 + ATE</td> </tr> <tr> <td>2.0 Turbo Performance</td> <td>185</td> <td>01.09</td> <td>06.12</td> <td>13.0470-7204.2</td> <td>LD7204</td> <td>+ 17" Rad</td> <td>23912 18,8 + ATE</td> </tr> <tr> <td>2.8 T</td> <td>184</td> <td>01.09</td> <td>06.12</td> <td></td> <td></td> <td></td> <td></td> </tr> </table> </td> </tr> </table>	2.0 i	96	02.98	08.02	13.0460-7173.2	607173		23116 20,3 +/WK ATE	2.0 SE Turbo	147	02.98	08.02	24.8190-0718.2	620718	2	Warnkontakt L=720mm	2.0 T	113	10.98	08.02					2.0 T	136	02.98	08.02					2.0 T	151	10.99	08.02					2.0 Turbo	110	01.01	08.02					2.3 i	110	02.98	08.02					2.3 i	165	10.99	08.02					2.0 i	96	09.02	07.03	13.0460-7212.2	607212	f. Bremssattel m.Stahlkolben ³⁾	23738 20,1 +/WE ATE	2.0 SE Turbo	147	09.02	07.03	13.0460-7172.2	607172	f. Bremssattel m.Kunststoffkolben ⁴⁾	23402 20,1 +/WE ATE	2.0 T	113	09.02	07.03	13.0470-7172.2	LD7172	f. Bremssattel m.Kunststoffkolben ⁴⁾	23402 20,1 +/WE ATE	2.0 T	136	09.02	07.03					2.0 T	151	09.02	07.03					2.0 Turbo	110	09.02	07.03					2.3 i	110	09.02	07.03					2.3 i	165	09.02	07.03					2.0 i	96	02.98	07.03	24.0125-0119.1	425119		288 25,0 22,0 V L +S +B	2.0 SE Turbo	147	02.98	07.03	24.0325-0119.1	525119		288 25,0 22,0 V L +S +B PD	2.0 T	113	10.98	07.03					2.0 T	136	02.98	07.03					2.0 T	151	10.99	07.03					2.0 Turbo	110	01.01	07.03					2.3 i	110	02.98	07.03					2.0 i	96	02.98	08.02	13.0460-4040.2	604040		21050 15,8 ATE	2.0 SE Turbo	147	02.98	08.02	13.0460-0347.2	610347		Einbausatz	2.0 T	113	10.98	08.02					2.0 T	136	02.98	08.02					2.0 T	151	10.99	08.02					2.0 Turbo	110	01.01	08.02					2.3 i	110	02.98	08.02					2.3 i	165	10.99	08.02					2.0 i	96	09.02	07.03	13.0460-7194.2	607194	ersetzt Belag mit Federn ⁵⁾	23482 16,6 + ATE	2.0 SE Turbo	147	09.02	07.03	13.0470-7194.2	LD7194	ersetzt Belag mit Federn ⁵⁾	23482 16,6 + ATE	2.0 T	113	09.02	07.03					2.0 T	136	09.02	07.03					2.0 T	151	09.02	07.03					2.0 Turbo	110	09.02	07.03					2.3 i	110	09.02	07.03					2.3 i	165	09.02	07.03					2.0 i	96	02.98	07.03	24.0110-0226.1	410226		286 10,0 8,0 +S +B	2.0 SE Turbo	147	02.98	07.03	24.0310-0226.1	510226		286 10,0 8,0 +S +B PD	2.0 T	113	10.98	07.03					2.0 T	136	02.98	07.03					2.0 T	151	10.99	07.03					2.0 Turbo	110	01.01	07.03					2.3 i	110	02.98	07.03					2.0 i	96	02.98	07.03	03.0137-0172.2	650172		160 x 25	2.0 SE Turbo	147	02.98	07.03					2.0 T	113	10.98	07.03					2.0 T	136	02.98	07.03					2.0 T	151	10.99	07.03					2.0 Turbo	110	01.01	07.03					2.3 i	110	02.98	07.03					2.3 i	165	10.99	07.03					SAAB 9-3 Cabriolet (YS3F) (03-12)			<table border="1"> <tr> <td>1.8 t</td> <td>110</td> <td>08.03</td> <td>06.12</td> <td>13.0460-7212.2</td> <td>607212</td> <td>+ 15"/16" Rad/+ Stahlkolben ⁶⁾</td> <td>23738 20,1 +/WE ATE</td> </tr> <tr> <td>1.8 t BioPower</td> <td>110</td> <td>01.07</td> <td>06.12</td> <td>13.0460-7172.2</td> <td>607172</td> <td>+ 15"/16" Rad/+ Kunststoffkolben ⁷⁾</td> <td>23402 20,1 +/WE ATE</td> </tr> <tr> <td>1.8 t BioPower</td> <td>129</td> <td>07.07</td> <td>06.12</td> <td>13.0470-7172.2</td> <td>LD7172</td> <td>+ 15"/16" Rad/+ Kunststoffkolben ⁷⁾</td> <td>23402 20,1 +/WE ATE</td> </tr> <tr> <td>1.9 TiD</td> <td>110</td> <td>01.06</td> <td>06.12</td> <td></td> <td></td> <td></td> <td></td> </tr> <tr> <td>1.9 TTiD</td> <td></td> <td>07.07</td> <td>06.12</td> <td></td> <td></td> <td></td> <td></td> </tr> <tr> <td>2.0</td> <td>143</td> <td>04.06</td> <td>09.07</td> <td></td> <td></td> <td></td> <td></td> </tr> <tr> <td>2.0 T</td> <td></td> <td>08.03</td> <td>06.12</td> <td></td> <td></td> <td></td> <td></td> </tr> <tr> <td>2.0 t</td> <td></td> <td>08.03</td> <td>06.12</td> <td></td> <td></td> <td></td> <td></td> </tr> <tr> <td>2.0 t BioPower</td> <td></td> <td>01.07</td> <td>06.12</td> <td></td> <td></td> <td></td> <td></td> </tr> <tr> <td>2.0 t BioPower</td> <td></td> <td>06.07</td> <td>06.12</td> <td></td> <td></td> <td></td> <td></td> </tr> <tr> <td>2.0 t BioPower</td> <td>147</td> <td>07.07</td> <td>06.12</td> <td></td> <td></td> <td></td> <td></td> </tr> <tr> <td>2.0 Turbo Performance</td> <td>185</td> <td>04.04</td> <td>06.12</td> <td></td> <td></td> <td></td> <td></td> </tr> <tr> <td>2.0 T</td> <td></td> <td>08.03</td> <td>06.12</td> <td>13.0460-7212.2</td> <td>607212</td> <td>+ 16" Rad/+ Stahlkolben ⁸⁾</td> <td>23738 20,1 +/WE ATE</td> </tr> <tr> <td>2.0 Turbo Performance</td> <td>185</td> <td>04.04</td> <td>06.12</td> <td>13.0460-7172.2</td> <td>607172</td> <td>+ 16" Rad/+ Kunststoffkolben ⁹⁾</td> <td>23402 20,1 +/WE ATE</td> </tr> <tr> <td></td> <td></td> <td></td> <td></td> <td>13.0470-7172.2</td> <td>LD7172</td> <td>+ 16" Rad/+ Kunststoffkolben ⁹⁾</td> <td>23402 20,1 +/WE ATE</td> </tr> <tr> <td>2.0 T</td> <td></td> <td>08.03</td> <td>12.08</td> <td>13.0460-7199.2</td> <td>607199</td> <td>+ 16"/16plus" Rad</td> <td>23404 20,6 +/WE ATE</td> </tr> <tr> <td>2.0 Turbo Performance</td> <td>185</td> <td>04.04</td> <td>12.08</td> <td></td> <td></td> <td></td> <td></td> </tr> <tr> <td>2.8 T</td> <td>184</td> <td>02.06</td> <td>12.08</td> <td></td> <td></td> <td></td> <td></td> </tr> <tr> <td>2.8 T</td> <td>221</td> <td>10.08</td> <td>12.08</td> <td></td> <td></td> <td></td> <td></td> </tr> <tr> <td>2.8 T Aero</td> <td>188</td> <td>07.07</td> <td>12.08</td> <td></td> <td></td> <td></td> <td></td> </tr> <tr> <td>2.8 T V6 Aero</td> <td></td> <td>06.08</td> <td>12.08</td> <td></td> <td></td> <td></td> <td></td> </tr> <tr> <td>2.0 T</td> <td></td> <td>01.09</td> <td>06.12</td> <td>13.0460-7204.2</td> <td>607204</td> <td>+ 17" Rad</td> <td>23912 18,8 + ATE</td> </tr> <tr> <td>2.0 Turbo Performance</td> <td>185</td> <td>01.09</td> <td>06.12</td> <td>13.0470-7204.2</td> <td>LD7204</td> <td>+ 17" Rad</td> <td>23912 18,8 + ATE</td> </tr> <tr> <td>2.8 T</td> <td>184</td> <td>01.09</td> <td>06.12</td> <td></td> <td></td> <td></td> <td></td> </tr> </table>	1.8 t	110	08.03	06.12	13.0460-7212.2	607212	+ 15"/16" Rad/+ Stahlkolben ⁶⁾	23738 20,1 +/WE ATE	1.8 t BioPower	110	01.07	06.12	13.0460-7172.2	607172	+ 15"/16" Rad/+ Kunststoffkolben ⁷⁾	23402 20,1 +/WE ATE	1.8 t BioPower	129	07.07	06.12	13.0470-7172.2	LD7172	+ 15"/16" Rad/+ Kunststoffkolben ⁷⁾	23402 20,1 +/WE ATE	1.9 TiD	110	01.06	06.12					1.9 TTiD		07.07	06.12					2.0	143	04.06	09.07					2.0 T		08.03	06.12					2.0 t		08.03	06.12					2.0 t BioPower		01.07	06.12					2.0 t BioPower		06.07	06.12					2.0 t BioPower	147	07.07	06.12					2.0 Turbo Performance	185	04.04	06.12					2.0 T		08.03	06.12	13.0460-7212.2	607212	+ 16" Rad/+ Stahlkolben ⁸⁾	23738 20,1 +/WE ATE	2.0 Turbo Performance	185	04.04	06.12	13.0460-7172.2	607172	+ 16" Rad/+ Kunststoffkolben ⁹⁾	23402 20,1 +/WE ATE					13.0470-7172.2	LD7172	+ 16" Rad/+ Kunststoffkolben ⁹⁾	23402 20,1 +/WE ATE	2.0 T		08.03	12.08	13.0460-7199.2	607199	+ 16"/16plus" Rad	23404 20,6 +/WE ATE	2.0 Turbo Performance	185	04.04	12.08					2.8 T	184	02.06	12.08					2.8 T	221	10.08	12.08					2.8 T Aero	188	07.07	12.08					2.8 T V6 Aero		06.08	12.08					2.0 T		01.09	06.12	13.0460-7204.2	607204	+ 17" Rad	23912 18,8 + ATE	2.0 Turbo Performance	185	01.09	06.12	13.0470-7204.2	LD7204	+ 17" Rad	23912 18,8 + ATE	2.8 T	184	01.09	06.12				
2.0 i	96	02.98	08.02	13.0460-7173.2	607173		23116 20,3 +/WK ATE																																																																																																																																																																																																																																																																																																																																																																																																																																																																																																																																																																																																																																														
2.0 SE Turbo	147	02.98	08.02	24.8190-0718.2	620718	2	Warnkontakt L=720mm																																																																																																																																																																																																																																																																																																																																																																																																																																																																																																																																																																																																																																														
2.0 T	113	10.98	08.02																																																																																																																																																																																																																																																																																																																																																																																																																																																																																																																																																																																																																																																		
2.0 T	136	02.98	08.02																																																																																																																																																																																																																																																																																																																																																																																																																																																																																																																																																																																																																																																		
2.0 T	151	10.99	08.02																																																																																																																																																																																																																																																																																																																																																																																																																																																																																																																																																																																																																																																		
2.0 Turbo	110	01.01	08.02																																																																																																																																																																																																																																																																																																																																																																																																																																																																																																																																																																																																																																																		
2.3 i	110	02.98	08.02																																																																																																																																																																																																																																																																																																																																																																																																																																																																																																																																																																																																																																																		
2.3 i	165	10.99	08.02																																																																																																																																																																																																																																																																																																																																																																																																																																																																																																																																																																																																																																																		
2.0 i	96	09.02	07.03	13.0460-7212.2	607212	f. Bremssattel m.Stahlkolben ³⁾	23738 20,1 +/WE ATE																																																																																																																																																																																																																																																																																																																																																																																																																																																																																																																																																																																																																																														
2.0 SE Turbo	147	09.02	07.03	13.0460-7172.2	607172	f. Bremssattel m.Kunststoffkolben ⁴⁾	23402 20,1 +/WE ATE																																																																																																																																																																																																																																																																																																																																																																																																																																																																																																																																																																																																																																														
2.0 T	113	09.02	07.03	13.0470-7172.2	LD7172	f. Bremssattel m.Kunststoffkolben ⁴⁾	23402 20,1 +/WE ATE																																																																																																																																																																																																																																																																																																																																																																																																																																																																																																																																																																																																																																														
2.0 T	136	09.02	07.03																																																																																																																																																																																																																																																																																																																																																																																																																																																																																																																																																																																																																																																		
2.0 T	151	09.02	07.03																																																																																																																																																																																																																																																																																																																																																																																																																																																																																																																																																																																																																																																		
2.0 Turbo	110	09.02	07.03																																																																																																																																																																																																																																																																																																																																																																																																																																																																																																																																																																																																																																																		
2.3 i	110	09.02	07.03																																																																																																																																																																																																																																																																																																																																																																																																																																																																																																																																																																																																																																																		
2.3 i	165	09.02	07.03																																																																																																																																																																																																																																																																																																																																																																																																																																																																																																																																																																																																																																																		
2.0 i	96	02.98	07.03	24.0125-0119.1	425119		288 25,0 22,0 V L +S +B																																																																																																																																																																																																																																																																																																																																																																																																																																																																																																																																																																																																																																														
2.0 SE Turbo	147	02.98	07.03	24.0325-0119.1	525119		288 25,0 22,0 V L +S +B PD																																																																																																																																																																																																																																																																																																																																																																																																																																																																																																																																																																																																																																														
2.0 T	113	10.98	07.03																																																																																																																																																																																																																																																																																																																																																																																																																																																																																																																																																																																																																																																		
2.0 T	136	02.98	07.03																																																																																																																																																																																																																																																																																																																																																																																																																																																																																																																																																																																																																																																		
2.0 T	151	10.99	07.03																																																																																																																																																																																																																																																																																																																																																																																																																																																																																																																																																																																																																																																		
2.0 Turbo	110	01.01	07.03																																																																																																																																																																																																																																																																																																																																																																																																																																																																																																																																																																																																																																																		
2.3 i	110	02.98	07.03																																																																																																																																																																																																																																																																																																																																																																																																																																																																																																																																																																																																																																																		
2.0 i	96	02.98	08.02	13.0460-4040.2	604040		21050 15,8 ATE																																																																																																																																																																																																																																																																																																																																																																																																																																																																																																																																																																																																																																														
2.0 SE Turbo	147	02.98	08.02	13.0460-0347.2	610347		Einbausatz																																																																																																																																																																																																																																																																																																																																																																																																																																																																																																																																																																																																																																														
2.0 T	113	10.98	08.02																																																																																																																																																																																																																																																																																																																																																																																																																																																																																																																																																																																																																																																		
2.0 T	136	02.98	08.02																																																																																																																																																																																																																																																																																																																																																																																																																																																																																																																																																																																																																																																		
2.0 T	151	10.99	08.02																																																																																																																																																																																																																																																																																																																																																																																																																																																																																																																																																																																																																																																		
2.0 Turbo	110	01.01	08.02																																																																																																																																																																																																																																																																																																																																																																																																																																																																																																																																																																																																																																																		
2.3 i	110	02.98	08.02																																																																																																																																																																																																																																																																																																																																																																																																																																																																																																																																																																																																																																																		
2.3 i	165	10.99	08.02																																																																																																																																																																																																																																																																																																																																																																																																																																																																																																																																																																																																																																																		
2.0 i	96	09.02	07.03	13.0460-7194.2	607194	ersetzt Belag mit Federn ⁵⁾	23482 16,6 + ATE																																																																																																																																																																																																																																																																																																																																																																																																																																																																																																																																																																																																																																														
2.0 SE Turbo	147	09.02	07.03	13.0470-7194.2	LD7194	ersetzt Belag mit Federn ⁵⁾	23482 16,6 + ATE																																																																																																																																																																																																																																																																																																																																																																																																																																																																																																																																																																																																																																														
2.0 T	113	09.02	07.03																																																																																																																																																																																																																																																																																																																																																																																																																																																																																																																																																																																																																																																		
2.0 T	136	09.02	07.03																																																																																																																																																																																																																																																																																																																																																																																																																																																																																																																																																																																																																																																		
2.0 T	151	09.02	07.03																																																																																																																																																																																																																																																																																																																																																																																																																																																																																																																																																																																																																																																		
2.0 Turbo	110	09.02	07.03																																																																																																																																																																																																																																																																																																																																																																																																																																																																																																																																																																																																																																																		
2.3 i	110	09.02	07.03																																																																																																																																																																																																																																																																																																																																																																																																																																																																																																																																																																																																																																																		
2.3 i	165	09.02	07.03																																																																																																																																																																																																																																																																																																																																																																																																																																																																																																																																																																																																																																																		
2.0 i	96	02.98	07.03	24.0110-0226.1	410226		286 10,0 8,0 +S +B																																																																																																																																																																																																																																																																																																																																																																																																																																																																																																																																																																																																																																														
2.0 SE Turbo	147	02.98	07.03	24.0310-0226.1	510226		286 10,0 8,0 +S +B PD																																																																																																																																																																																																																																																																																																																																																																																																																																																																																																																																																																																																																																														
2.0 T	113	10.98	07.03																																																																																																																																																																																																																																																																																																																																																																																																																																																																																																																																																																																																																																																		
2.0 T	136	02.98	07.03																																																																																																																																																																																																																																																																																																																																																																																																																																																																																																																																																																																																																																																		
2.0 T	151	10.99	07.03																																																																																																																																																																																																																																																																																																																																																																																																																																																																																																																																																																																																																																																		
2.0 Turbo	110	01.01	07.03																																																																																																																																																																																																																																																																																																																																																																																																																																																																																																																																																																																																																																																		
2.3 i	110	02.98	07.03																																																																																																																																																																																																																																																																																																																																																																																																																																																																																																																																																																																																																																																		
2.0 i	96	02.98	07.03	03.0137-0172.2	650172		160 x 25																																																																																																																																																																																																																																																																																																																																																																																																																																																																																																																																																																																																																																														
2.0 SE Turbo	147	02.98	07.03																																																																																																																																																																																																																																																																																																																																																																																																																																																																																																																																																																																																																																																		
2.0 T	113	10.98	07.03																																																																																																																																																																																																																																																																																																																																																																																																																																																																																																																																																																																																																																																		
2.0 T	136	02.98	07.03																																																																																																																																																																																																																																																																																																																																																																																																																																																																																																																																																																																																																																																		
2.0 T	151	10.99	07.03																																																																																																																																																																																																																																																																																																																																																																																																																																																																																																																																																																																																																																																		
2.0 Turbo	110	01.01	07.03																																																																																																																																																																																																																																																																																																																																																																																																																																																																																																																																																																																																																																																		
2.3 i	110	02.98	07.03																																																																																																																																																																																																																																																																																																																																																																																																																																																																																																																																																																																																																																																		
2.3 i	165	10.99	07.03																																																																																																																																																																																																																																																																																																																																																																																																																																																																																																																																																																																																																																																		
SAAB 9-3 Cabriolet (YS3F) (03-12)																																																																																																																																																																																																																																																																																																																																																																																																																																																																																																																																																																																																																																																					
	<table border="1"> <tr> <td>1.8 t</td> <td>110</td> <td>08.03</td> <td>06.12</td> <td>13.0460-7212.2</td> <td>607212</td> <td>+ 15"/16" Rad/+ Stahlkolben ⁶⁾</td> <td>23738 20,1 +/WE ATE</td> </tr> <tr> <td>1.8 t BioPower</td> <td>110</td> <td>01.07</td> <td>06.12</td> <td>13.0460-7172.2</td> <td>607172</td> <td>+ 15"/16" Rad/+ Kunststoffkolben ⁷⁾</td> <td>23402 20,1 +/WE ATE</td> </tr> <tr> <td>1.8 t BioPower</td> <td>129</td> <td>07.07</td> <td>06.12</td> <td>13.0470-7172.2</td> <td>LD7172</td> <td>+ 15"/16" Rad/+ Kunststoffkolben ⁷⁾</td> <td>23402 20,1 +/WE ATE</td> </tr> <tr> <td>1.9 TiD</td> <td>110</td> <td>01.06</td> <td>06.12</td> <td></td> <td></td> <td></td> <td></td> </tr> <tr> <td>1.9 TTiD</td> <td></td> <td>07.07</td> <td>06.12</td> <td></td> <td></td> <td></td> <td></td> </tr> <tr> <td>2.0</td> <td>143</td> <td>04.06</td> <td>09.07</td> <td></td> <td></td> <td></td> <td></td> </tr> <tr> <td>2.0 T</td> <td></td> <td>08.03</td> <td>06.12</td> <td></td> <td></td> <td></td> <td></td> </tr> <tr> <td>2.0 t</td> <td></td> <td>08.03</td> <td>06.12</td> <td></td> <td></td> <td></td> <td></td> </tr> <tr> <td>2.0 t BioPower</td> <td></td> <td>01.07</td> <td>06.12</td> <td></td> <td></td> <td></td> <td></td> </tr> <tr> <td>2.0 t BioPower</td> <td></td> <td>06.07</td> <td>06.12</td> <td></td> <td></td> <td></td> <td></td> </tr> <tr> <td>2.0 t BioPower</td> <td>147</td> <td>07.07</td> <td>06.12</td> <td></td> <td></td> <td></td> <td></td> </tr> <tr> <td>2.0 Turbo Performance</td> <td>185</td> <td>04.04</td> <td>06.12</td> <td></td> <td></td> <td></td> <td></td> </tr> <tr> <td>2.0 T</td> <td></td> <td>08.03</td> <td>06.12</td> <td>13.0460-7212.2</td> <td>607212</td> <td>+ 16" Rad/+ Stahlkolben ⁸⁾</td> <td>23738 20,1 +/WE ATE</td> </tr> <tr> <td>2.0 Turbo Performance</td> <td>185</td> <td>04.04</td> <td>06.12</td> <td>13.0460-7172.2</td> <td>607172</td> <td>+ 16" Rad/+ Kunststoffkolben ⁹⁾</td> <td>23402 20,1 +/WE ATE</td> </tr> <tr> <td></td> <td></td> <td></td> <td></td> <td>13.0470-7172.2</td> <td>LD7172</td> <td>+ 16" Rad/+ Kunststoffkolben ⁹⁾</td> <td>23402 20,1 +/WE ATE</td> </tr> <tr> <td>2.0 T</td> <td></td> <td>08.03</td> <td>12.08</td> <td>13.0460-7199.2</td> <td>607199</td> <td>+ 16"/16plus" Rad</td> <td>23404 20,6 +/WE ATE</td> </tr> <tr> <td>2.0 Turbo Performance</td> <td>185</td> <td>04.04</td> <td>12.08</td> <td></td> <td></td> <td></td> <td></td> </tr> <tr> <td>2.8 T</td> <td>184</td> <td>02.06</td> <td>12.08</td> <td></td> <td></td> <td></td> <td></td> </tr> <tr> <td>2.8 T</td> <td>221</td> <td>10.08</td> <td>12.08</td> <td></td> <td></td> <td></td> <td></td> </tr> <tr> <td>2.8 T Aero</td> <td>188</td> <td>07.07</td> <td>12.08</td> <td></td> <td></td> <td></td> <td></td> </tr> <tr> <td>2.8 T V6 Aero</td> <td></td> <td>06.08</td> <td>12.08</td> <td></td> <td></td> <td></td> <td></td> </tr> <tr> <td>2.0 T</td> <td></td> <td>01.09</td> <td>06.12</td> <td>13.0460-7204.2</td> <td>607204</td> <td>+ 17" Rad</td> <td>23912 18,8 + ATE</td> </tr> <tr> <td>2.0 Turbo Performance</td> <td>185</td> <td>01.09</td> <td>06.12</td> <td>13.0470-7204.2</td> <td>LD7204</td> <td>+ 17" Rad</td> <td>23912 18,8 + ATE</td> </tr> <tr> <td>2.8 T</td> <td>184</td> <td>01.09</td> <td>06.12</td> <td></td> <td></td> <td></td> <td></td> </tr> </table>	1.8 t	110	08.03	06.12	13.0460-7212.2	607212	+ 15"/16" Rad/+ Stahlkolben ⁶⁾	23738 20,1 +/WE ATE	1.8 t BioPower	110	01.07	06.12	13.0460-7172.2	607172	+ 15"/16" Rad/+ Kunststoffkolben ⁷⁾	23402 20,1 +/WE ATE	1.8 t BioPower	129	07.07	06.12	13.0470-7172.2	LD7172	+ 15"/16" Rad/+ Kunststoffkolben ⁷⁾	23402 20,1 +/WE ATE	1.9 TiD	110	01.06	06.12					1.9 TTiD		07.07	06.12					2.0	143	04.06	09.07					2.0 T		08.03	06.12					2.0 t		08.03	06.12					2.0 t BioPower		01.07	06.12					2.0 t BioPower		06.07	06.12					2.0 t BioPower	147	07.07	06.12					2.0 Turbo Performance	185	04.04	06.12					2.0 T		08.03	06.12	13.0460-7212.2	607212	+ 16" Rad/+ Stahlkolben ⁸⁾	23738 20,1 +/WE ATE	2.0 Turbo Performance	185	04.04	06.12	13.0460-7172.2	607172	+ 16" Rad/+ Kunststoffkolben ⁹⁾	23402 20,1 +/WE ATE					13.0470-7172.2	LD7172	+ 16" Rad/+ Kunststoffkolben ⁹⁾	23402 20,1 +/WE ATE	2.0 T		08.03	12.08	13.0460-7199.2	607199	+ 16"/16plus" Rad	23404 20,6 +/WE ATE	2.0 Turbo Performance	185	04.04	12.08					2.8 T	184	02.06	12.08					2.8 T	221	10.08	12.08					2.8 T Aero	188	07.07	12.08					2.8 T V6 Aero		06.08	12.08					2.0 T		01.09	06.12	13.0460-7204.2	607204	+ 17" Rad	23912 18,8 + ATE	2.0 Turbo Performance	185	01.09	06.12	13.0470-7204.2	LD7204	+ 17" Rad	23912 18,8 + ATE	2.8 T	184	01.09	06.12																																																																																																																																																																																																																																																																																																																																																																																																																																																								
1.8 t	110	08.03	06.12	13.0460-7212.2	607212	+ 15"/16" Rad/+ Stahlkolben ⁶⁾	23738 20,1 +/WE ATE																																																																																																																																																																																																																																																																																																																																																																																																																																																																																																																																																																																																																																														
1.8 t BioPower	110	01.07	06.12	13.0460-7172.2	607172	+ 15"/16" Rad/+ Kunststoffkolben ⁷⁾	23402 20,1 +/WE ATE																																																																																																																																																																																																																																																																																																																																																																																																																																																																																																																																																																																																																																														
1.8 t BioPower	129	07.07	06.12	13.0470-7172.2	LD7172	+ 15"/16" Rad/+ Kunststoffkolben ⁷⁾	23402 20,1 +/WE ATE																																																																																																																																																																																																																																																																																																																																																																																																																																																																																																																																																																																																																																														
1.9 TiD	110	01.06	06.12																																																																																																																																																																																																																																																																																																																																																																																																																																																																																																																																																																																																																																																		
1.9 TTiD		07.07	06.12																																																																																																																																																																																																																																																																																																																																																																																																																																																																																																																																																																																																																																																		
2.0	143	04.06	09.07																																																																																																																																																																																																																																																																																																																																																																																																																																																																																																																																																																																																																																																		
2.0 T		08.03	06.12																																																																																																																																																																																																																																																																																																																																																																																																																																																																																																																																																																																																																																																		
2.0 t		08.03	06.12																																																																																																																																																																																																																																																																																																																																																																																																																																																																																																																																																																																																																																																		
2.0 t BioPower		01.07	06.12																																																																																																																																																																																																																																																																																																																																																																																																																																																																																																																																																																																																																																																		
2.0 t BioPower		06.07	06.12																																																																																																																																																																																																																																																																																																																																																																																																																																																																																																																																																																																																																																																		
2.0 t BioPower	147	07.07	06.12																																																																																																																																																																																																																																																																																																																																																																																																																																																																																																																																																																																																																																																		
2.0 Turbo Performance	185	04.04	06.12																																																																																																																																																																																																																																																																																																																																																																																																																																																																																																																																																																																																																																																		
2.0 T		08.03	06.12	13.0460-7212.2	607212	+ 16" Rad/+ Stahlkolben ⁸⁾	23738 20,1 +/WE ATE																																																																																																																																																																																																																																																																																																																																																																																																																																																																																																																																																																																																																																														
2.0 Turbo Performance	185	04.04	06.12	13.0460-7172.2	607172	+ 16" Rad/+ Kunststoffkolben ⁹⁾	23402 20,1 +/WE ATE																																																																																																																																																																																																																																																																																																																																																																																																																																																																																																																																																																																																																																														
				13.0470-7172.2	LD7172	+ 16" Rad/+ Kunststoffkolben ⁹⁾	23402 20,1 +/WE ATE																																																																																																																																																																																																																																																																																																																																																																																																																																																																																																																																																																																																																																														
2.0 T		08.03	12.08	13.0460-7199.2	607199	+ 16"/16plus" Rad	23404 20,6 +/WE ATE																																																																																																																																																																																																																																																																																																																																																																																																																																																																																																																																																																																																																																														
2.0 Turbo Performance	185	04.04	12.08																																																																																																																																																																																																																																																																																																																																																																																																																																																																																																																																																																																																																																																		
2.8 T	184	02.06	12.08																																																																																																																																																																																																																																																																																																																																																																																																																																																																																																																																																																																																																																																		
2.8 T	221	10.08	12.08																																																																																																																																																																																																																																																																																																																																																																																																																																																																																																																																																																																																																																																		
2.8 T Aero	188	07.07	12.08																																																																																																																																																																																																																																																																																																																																																																																																																																																																																																																																																																																																																																																		
2.8 T V6 Aero		06.08	12.08																																																																																																																																																																																																																																																																																																																																																																																																																																																																																																																																																																																																																																																		
2.0 T		01.09	06.12	13.0460-7204.2	607204	+ 17" Rad	23912 18,8 + ATE																																																																																																																																																																																																																																																																																																																																																																																																																																																																																																																																																																																																																																														
2.0 Turbo Performance	185	01.09	06.12	13.0470-7204.2	LD7204	+ 17" Rad	23912 18,8 + ATE																																																																																																																																																																																																																																																																																																																																																																																																																																																																																																																																																																																																																																														
2.8 T	184	01.09	06.12																																																																																																																																																																																																																																																																																																																																																																																																																																																																																																																																																																																																																																																		

¹⁾ + 15" wheel / + ruota 15" / + roue 15" / + rueda 15"

²⁾ + 16" wheel / + ruota 16" / + roue 16" / + rueda 16"

³⁾ for br.caliper +steel piston / per pinza fr. +pistone acciaio / pour étrier f. +piston en acier / para pinza fr. +pistón de acero

⁴⁾ for br.caliper +plastic piston / per pinza fr. +pistone plastica / pour étrier fr. +piston plastique / para pinza fr. +pistón plástico

⁵⁾ replaces pad with springs / sostituisce la guarnizione con molle / remplace la garniture avec ressorts / sustituye guarnición con resortes

⁶⁾ + 15"/16" wheel/+ steel piston / + ruota 15"/16" /+ pistone acciaio / + roue 15"/16" /+ piston acier / + rueda 15"/16" /+ pistón acero

⁷⁾ + 15"/16" wheel/+ plastic piston / + ruota 15"/16" /+ pistone plastica / + roue 15"/16" /+ piston plastique / + rueda 15"/16" /+ pistón plástico

⁸⁾ + 16" wheel/+ steel piston / + ruota 16" /+ pistone in acciaio / + roue 16" /+ piston en acier / + rueda 16" /+ pistón de acero

⁹⁾ + 16" wheel/+ plastic piston / + ruota 16" /+ pistone plastica / + roue 16" /+ piston plastique / + rueda 16" /+ pistón plástico



SAAB 9-3 Cabriolet (YS3F) (03-12)

	2.8 T 2.8 T Aero 2.8 T V6 Aero	221 188		01.09 01.09 01.09	06.12 06.12 06.12	13.0460-7204.2 13.0470-7204.2	607204 LD7204	+ 17" Rad ¹⁾ + 17" Rad ¹⁾	23912 18,8 + 23912 18,8 +	ATE ATE
	1.8 t 1.8 t BioPower 1.8 t BioPower 1.9 TiD 1.9 TTiD 2.0 2.0 T 2.0 t 2.0 t BioPower 2.0 t BioPower 2.0 t BioPower 2.0 t Linear 2.0 t Vector 2.0 Turbo Performance	110 110 129 110 143 147 129 129 185		08.03 01.07 07.07 01.06 07.07 04.06 08.03 08.03 01.07 06.07 07.07 08.03 08.03	06.12 06.12 06.12 06.12 06.12 09.07 06.12 06.12 06.12 06.12 06.12 06.12 06.12	24.0125-0141.1 24.0325-0141.1	425141 525141	+ 15" Rad ²⁾ + 15" Rad ²⁾	285 24,9 22,0 V L +S +B 285 24,9 22,0 V L +S +B PD	
	2.0 T 2.0 t Vector 2.0 Turbo Performance 2.8 T 2.8 T Aero 2.8 T V6 Aero	129 185 184 221 188		08.03 08.03 04.04 02.06 10.08 07.07 06.08	06.12 06.12 06.12 06.12 06.12 06.12	24.0128-0137.1 24.0328-0137.1 24.0128-0164.1	428137 528137 428164	+ 16" Rad ³⁾ + 16" Rad ³⁾ + 16" plus Rad ⁴⁾	302 28,0 25,0 V L +S +B 302 28,0 25,0 V L +S +B PD 314 28,0 25,0 V L +S +B	
	1.8 t 1.8 t BioPower 1.8 t BioPower 1.9 TiD 1.9 TTiD 2.0 2.0 T 2.0 t 2.0 t BioPower 2.0 t BioPower 2.0 t BioPower 2.0 Turbo Performance 2.8 T 2.8 T 2.8 T Aero 2.8 T V6 Aero	110 110 129 110 143 147 185 184 221 188		08.03 01.07 07.07 01.06 07.07 04.06 08.03 08.03 01.07 06.07 07.07 04.04 02.06 10.08 07.07 06.08	06.12 06.12 06.12 06.12 06.12 09.07 06.12 06.12 06.12 06.12 06.12 06.12 06.12 06.12 06.12	24.0130-0189.1	430189	+ 17" Rad ¹⁾	345 29,9 27,5 V L +B	
	1.8 t 1.8 t BioPower 1.8 t BioPower 1.9 TiD 1.9 TTiD 2.0 2.0 T 2.0 t 2.0 t BioPower 2.0 t BioPower 2.0 t BioPower 2.0 Turbo Performance 2.8 T 2.8 T 2.8 T Aero 2.8 T V6 Aero	110 110 129 110 143 147 185 184 221 188	76001222 76001222 76001222 76001222 76001222 76001222 76001222 76001222 76001222 76001222 76001222 76001222 76001222 76001222 76001222 76001222	08.03 01.07 07.07 01.06 07.07 04.06 08.03 08.03 01.07 06.07 07.07 04.04 02.06 10.08 07.07 06.08		13.0460-7194.2 13.0470-7194.2	607194 LD7194	ersetzt Belag mit Federn ⁵⁾ ersetzt Belag mit Federn ⁵⁾	23482 16,6 + 23482 16,6 +	ATE ATE
	1.8 t 1.8 t BioPower 1.8 t BioPower 1.9 TiD 1.9 TTiD 2.0 2.0 T 2.0 t 2.0 t BioPower 2.0 t BioPower 2.0 t BioPower 2.0 Turbo Performance 2.8 T 2.8 T 2.8 T Aero 2.8 T V6 Aero	110 110 129 110 143 147 185 184 221 188	76001223 76001223 76001223 76001223 76001223 76001223 76001223 76001223 76001223 76001223 76001223 76001223 76001223 76001223 76001223 76001223	06.12 06.12 06.12 06.12 09.07 06.12 06.12 06.12 06.12 06.12 06.12 06.12 06.12 06.12 06.12 06.12	13.0460-7195.2 13.0470-7195.2	607195 LD7195			23482 16,6 + 23482 16,6 +	ATE ATE
	1.8 t 2.0 t Linear 2.0 T 2.0 t Vector	110 129		08.03 08.03	08.05 08.05	24.0112-0157.1 24.0312-0157.1	412157 512157		278 11,9 10,0 +S +B 278 11,9 10,0 +S +B PD	
	2.0 T 2.0 t Vector	129		08.03 08.03	08.05 08.05	24.0120-0173.1 24.0320-0173.1	420173 520173		292 19,9 18,0 V +S +B 292 19,9 18,0 V +S +B PD	
	1.8 t 1.8 t BioPower 1.8 t BioPower 1.9 TiD 1.9 TTiD 2.0 2.0 T 2.0 t 2.0 t BioPower 2.0 t BioPower	110 110 129 110 143		09.05 01.07 07.07 01.06 07.07 04.06 09.05 09.05 01.07 06.07	06.12 06.12 06.12 06.12 06.12 09.07 06.12 06.12 06.12 06.12	24.0112-0157.1 24.0312-0157.1 24.0120-0173.1 24.0320-0173.1	412157 512157 420173 520173	+ 15" Rad ²⁾ + 15" Rad ²⁾ + 16" Rad ³⁾ + 16" Rad ³⁾	278 11,9 10,0 +S +B 278 11,9 10,0 +S +B PD 292 19,9 18,0 V +S +B 292 19,9 18,0 V +S +B PD	
















¹⁾ + 17" wheel / + ruota 17" / + roue 17" / + rueda 17"

²⁾ + 15" wheel / + ruota 15" / + roue 15" / + rueda 15"

³⁾ + 16" wheel / + ruota 16" / + roue 16" / + rueda 16"

⁴⁾ + 16" plus wheel / + ruota 16" plus / + roue 16" plus / + rueda 16" plus

⁵⁾ replaces pad with springs / sostituisce la guarnizione con molle / remplace la garniture avec ressorts / sustituye guarnición con resortes

								
SAAB 9-3 Cabriolet (YS3F) (03-12)								
	2.0 t BioPower	147	07.07	06.12	24.0112-0157.1	412157	+ 15" Rad ¹⁾	278 11,9 10,0 +S +B
	2.0 t Linear	129	09.05	06.12	24.0312-0157.1	512157	+ 15" Rad ¹⁾	278 11,9 10,0 +S +B PD
	2.0 t Vector	129	09.05	06.12	24.0120-0173.1	420173	+ 16" Rad ²⁾	292 19,9 18,0 V +S +B
	2.0 Turbo Performance	185	04.04	06.12	24.0320-0173.1	520173	+ 16" Rad ²⁾	292 19,9 18,0 V +S +B PD
	2.8 T	184	02.06	06.12				
	2.8 T	221	10.08	06.12				
	2.8 T Aero	188	07.07	06.12				
	2.8 T V6 Aero		06.08	06.12				
SAAB 9-3 X (09-12)								
	1.9 TTiD	96	01.10	06.12	13.0460-7212.2	607212	+ 15"/16" Rad/+ Stahlkolben ³⁾	23738 20,1 +/WE
	1.9 TTiD	132	03.09	06.12	13.0460-7172.2	607172	+ 15"/16" Rad/+ Kunststoffkolben ⁴⁾	23402 20,1 +/WE
	2.0 T BioPower XWD	120	01.11	06.12	13.0470-7172.2	LD7172	+ 15"/16" Rad/+ Kunststoffkolben ⁴⁾	23402 20,1 +/WE
	2.0 T BioPower XWD	154	03.09	06.12				
	2.0 T BioPower XWD	162	01.11	06.12				
	2.0 T XWD	154	03.09	06.12				
	1.9 TTiD	96	01.10	06.12	13.0460-7199.2	607199	+ 16" plus Rad ⁵⁾	23404 20,6 +/WE
	1.9 TTiD	132	03.09	06.12				
	2.0 T BioPower XWD	120	01.11	06.12				
	2.0 T BioPower XWD	154	03.09	06.12				
	2.0 T BioPower XWD	162	01.11	06.12				
	2.0 T XWD	154	03.09	06.12				
	1.9 TTiD	96	01.10	06.12	13.0460-7204.2	607204	+ 17" Rad ⁶⁾	23912 18,8 +
	1.9 TTiD	132	03.09	06.12	13.0470-7204.2	LD7204	+ 17" Rad ⁶⁾	23912 18,8 +
	2.0 T BioPower XWD	120	01.11	06.12				
	2.0 T BioPower XWD	154	03.09	06.12				
	2.0 T BioPower XWD	162	01.11	06.12				
	2.0 T XWD	154	03.09	06.12				
	1.9 TTiD	96	01.10	06.12	24.0125-0141.1	425141	+ 15" Rad ¹⁾	285 24,9 22,0 V L +S +B
	1.9 TTiD	132	03.09	06.12				
	2.0 T BioPower XWD	120	01.11	06.12				
	2.0 T BioPower XWD	154	03.09	06.12				
	2.0 T BioPower XWD	162	01.11	06.12				
	2.0 T XWD	154	03.09	06.12				
	1.9 TTiD	96	01.10	06.12	24.0128-0137.1	428137	+ 16" Rad ²⁾	302 28,0 25,0 V L +S +B
	1.9 TTiD	132	03.09	06.12				
	2.0 T BioPower XWD	120	01.11	06.12				
	2.0 T BioPower XWD	154	03.09	06.12				
	2.0 T BioPower XWD	162	01.11	06.12				
	2.0 T XWD	154	03.09	06.12				
	1.9 TTiD	96	01.10	06.12	24.0128-0164.1	428164	+ 16" plus Rad ⁵⁾	314 28,0 25,0 V L +S +B
	1.9 TTiD	132	03.09	06.12				
	2.0 T BioPower XWD	120	01.11	06.12				
	2.0 T BioPower XWD	154	03.09	06.12				
	2.0 T BioPower XWD	162	01.11	06.12				
	2.0 T XWD	154	03.09	06.12				
	1.9 TTiD	96	01.10	06.12	24.0130-0189.1	430189	+ 17" Rad ⁶⁾	345 29,9 27,5 V L +B
	1.9 TTiD	132	03.09	06.12				
	2.0 T BioPower XWD	120	01.11	06.12				
	2.0 T BioPower XWD	154	03.09	06.12				
	2.0 T BioPower XWD	162	01.11	06.12				
	2.0 T XWD	154	03.09	06.12				
	1.9 TTiD	96	01.10	06.12	13.0460-7195.2	607195		23482 16,6 +
	1.9 TTiD	132	03.09	06.12	13.0470-7195.2	LD7195		23482 16,6 +
	2.0 T BioPower XWD	120	01.11	06.12				
	2.0 T BioPower XWD	154	03.09	06.12				
	2.0 T BioPower XWD	162	01.11	06.12				
	2.0 T XWD	154	03.09	06.12				
	1.9 TTiD	96	01.10	06.12	24.0112-0157.1	412157	+ 15" Rad ¹⁾	278 11,9 10,0 +S +B
	1.9 TTiD	132	03.09	06.12				
	2.0 T BioPower XWD	120	01.11	06.12				
	2.0 T BioPower XWD	154	03.09	06.12				
	2.0 T BioPower XWD	162	01.11	06.12				
	2.0 T XWD	154	03.09	06.12				
	1.9 TTiD	96	01.10	06.12	24.0120-0173.1	420173	- 15" Rad ⁷⁾	292 19,9 18,0 V +S +B
	1.9 TTiD	132	03.09	06.12				
	2.0 T BioPower XWD	120	01.11	06.12				
	2.0 T BioPower XWD	154	03.09	06.12				
	2.0 T BioPower XWD	162	01.11	06.12				
	2.0 T XWD	154	03.09	06.12				
SAAB 9-5 Limousine (YS3E) (97-10)								
	1.9 TiD	110	01.06	02.10	13.0460-7173.2	607173	+ 16" Rad ²⁾	23116 20,3 +/WK
	2.0	136	07.00	02.10	13.0460-7091.2	607091		21829 20,3 +/WE
	2.0 t	110	09.97	02.10	24.8190-0718.2	620718		Warnkontakt L=720mm
	2.0 T	129	10.98	02.10				
	2.0 t BioPower	110	01.05	02.10				
	2.0 t BioPower	132	06.06	02.10				
	2.0 Turbo SE	141	10.98	07.00				
	2.2 TiD	88	03.02	02.10				
	2.3 t	125	09.97	02.10				
	2.3 T	134	04.08	02.10				
	2.3 t	136	01.01	02.10				
	2.3 T	162	07.03	02.10				
	2.3 T	188	04.08	02.10				
	2.3 T	191	11.05	02.10				

¹⁾ + 15" wheel / + ruota 15" / + roue 15" / + rueda 15"

²⁾ + 16" wheel / + ruota 16" / + roue 16" / + rueda 16"

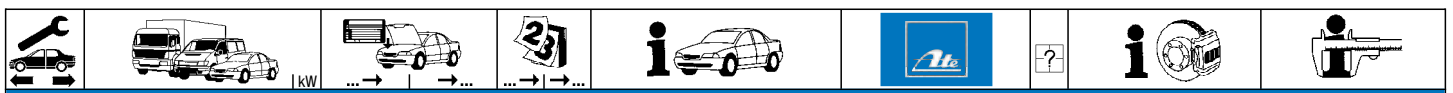
³⁾ + 15"/16" wheel/+ steel piston / + ruota 15"/16"/+ pistone acciaio / + roue 15"/16"/+ piston acier / + rueda 15"/16"/+ pistón acero

⁴⁾ + 15"/16" wheel/+ plastic piston / + ruota 15"/16"/+ pistone plastica / + roue 15"/16"/+ piston plastique / + rueda 15"/16"/+ pistón plástico

⁵⁾ + 16" plus wheel / + ruota 16" plus / + roue 16" plus / + rueda 16" plus

⁶⁾ + 17" wheel / + ruota 17" / + roue 17" / + rueda 17"

⁷⁾ - 15" wheel / - ruota 15" / - roue 15" / - rueda 15"





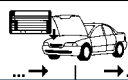











SAAB 9-5 Limousine (YS3E) (97-10)

	2.3 T Aero 2.3 T Aero 2.3 T Aero 2.3 t BioPower 2.3 t BioPower 2.3 t BioPower 3.0 t 3.0 TiD	169 184 225 136 152 154 147 130		01.00 09.01 04.03 01.07 11.06 01.07 01.98 07.01	09.01 02.10 03.04 02.10 02.10 02.10 02.10 02.10	13.0460-7173.2 13.0460-7091.2 24.8190-0718.2	607173 607091 620718	2	+ 16" Rad ¹⁾	23116 20,3 +WK 21829 20,3 +WE Warnkontakt L=720mm	ATE ATE
	1.9 TiD 2.0 2.0 t 2.0 T 2.0 t BioPower 2.0 t BioPower 2.0 Turbo SE 2.2 TiD 2.3 t 2.3 T 2.3 t 2.3 T 2.3 T 2.3 T 2.3 t BioPower 2.3 t BioPower 2.3 t BioPower	110 136 110 129 110 132 141 88 125 134 136 162 162 136 152 154		01.06 07.00 09.97 10.98 01.05 06.06 10.98 03.02 09.97 04.08 01.01 07.03 02.10 01.07 11.06 01.07	02.10 02.10 02.10 02.10 02.10 02.10 07.00 02.10 02.10 02.10 02.10 02.10 02.10 02.10 02.10 02.10 02.10	24.0125-0119.1 24.0325-0119.1	425119 525119		+ 15" Rad ²⁾ + 15" Rad ²⁾	288 25,0 22,0 V L +S +B 288 25,0 22,0 V L +S +B PD	
	2.3 T 2.3 T 2.3 T 2.3 T Aero 2.3 T Aero 3.0 t 3.0 TiD	162 188 191 169 184 147 130	43510122	07.03 04.08 11.05 10.99 09.01 04.03 01.98 07.01	02.10 02.10 02.10 09.01 02.10 03.04 02.10 02.10	24.0125-0142.1 24.0325-0142.1	425142 525142		+ 16" Rad ¹⁾ + 16" Rad ¹⁾	308 25,0 23,0 V L +S +B 308 25,0 23,0 V L +S +B PD	
	2.0 t 2.0 T 2.0 Turbo SE 2.3 t 3.0 t	110 129 141 125 147	X3025751 X3025751 X3025751 X3025751 X3025751	09.97 10.98 10.98 09.97 01.98		13.0460-4040.2 13.0460-0347.2	604040 610347			21050 15,8 Einbausatz	ATE
	1.9 TiD 2.0 2.0 t 2.0 T 2.0 t BioPower 2.0 t BioPower 2.0 Turbo SE 2.2 TiD 2.3 t 2.3 T 2.3 t 2.3 T 2.3 T 2.3 T 2.3 T Aero 2.3 T Aero 2.3 T Aero 2.3 t BioPower 2.3 t BioPower 2.3 t BioPower 3.0 t 3.0 TiD	110 136 110 129 110 132 141 88 125 134 136 162 188 191 169 184 225 136 152 154 147 130	X3025752 X3025752 X3025752 X3025752 X3025752	01.06 07.00 02.10 02.10 01.05 06.06 07.00 03.02 02.10 04.08 01.01 07.03 04.08 11.05 10.99 09.01 04.03 01.07 11.06 01.07 02.10 07.01	02.10 02.10 02.10 02.10 02.10 02.10 07.00 02.10 02.10 02.10 02.10 02.10 02.10 02.10 09.01 02.10 03.04 02.10 02.10 02.10 02.10 02.10	13.0460-3605.2 13.0470-3605.2	603605 LD3605			20180 17,3 +WE 20180 17,3 +WE	ATE ATE
	2.0 t 2.0 T 2.0 Turbo SE 2.3 t 3.0 t	110 129 141 125 147	X3025751 X3025751 X3025751 X3025751 X3025751	09.97 10.98 10.98 09.97 01.98		24.0110-0226.1 24.0310-0226.1	410226 510226			286 10,0 8,0 +S +B 286 10,0 8,0 +S +B PD	
	1.9 TiD 2.0 2.0 t 2.0 T 2.0 t BioPower 2.0 t BioPower 2.0 Turbo SE 2.2 TiD 2.3 t 2.3 T 2.3 t 2.3 T 2.3 T 2.3 T 2.3 T Aero 2.3 T Aero 2.3 T Aero 2.3 t BioPower 2.3 t BioPower 2.3 t BioPower 3.0 t 3.0 TiD	110 136 110 129 110 110 141 88 125 134 136 162 188 191 169 184 225 136 152 154 147 130	X3025752 X3025752 X3025752	01.06 07.00 02.10 02.10 01.05 06.06 07.00 03.02 02.10 04.08 01.01 07.03 10.99 09.01 04.03 01.07 11.06 01.07 02.10 07.01	02.10 02.10 02.10 02.10 02.10 02.10 02.10 02.10 02.10 02.10 02.10 02.10 02.10 02.10 09.01 12.01 02.10 02.10 02.10 12.01 12.01	24.0110-0274.1	410274			286 10,0 8,0 +S +B	
	2.3 T 2.3 T 2.3 T Aero	188 191 184		04.08 11.05 01.02	02.10 02.10 02.10	24.0120-0196.1	420196			300 20,0 18,0 V +S +B	

¹⁾ + 16" wheel / + ruota 16" / + roue 16" / + rueda 16"

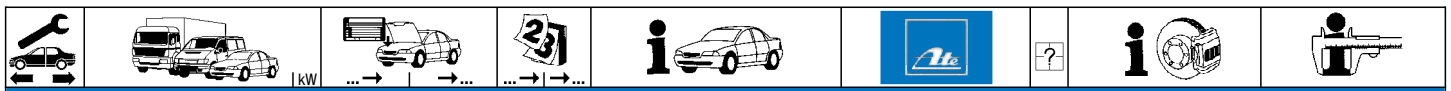
²⁾ + 15" wheel / + ruota 15" / + roue 15" / + rueda 15"



									
SAAB 9-5 Limousine (YS3E) (97-10)									
	2.3 T Aero 3.0 t 3.0 TiD	225 147 130		04.03 01.02 01.02	03.04 02.10 02.10	24.0120-0196.1	420196	300 20,0 18,0 V +S +B	
	1.9 TiD 2.0 2.0 t 2.0 T 2.0 t BioPower 2.0 t BioPower 2.0 Turbo SE 2.2 TiD 2.3 t 2.3 T 2.3 t 2.3 T 2.3 T 2.3 T 2.3 T Aero 2.3 T Aero 2.3 T Aero 2.3 t BioPower 2.3 t BioPower 2.3 t BioPower 3.0 t 3.0 TiD	110 136 110 129 110 132 141 88 125 134 136 162 188 191 169 184 225 136 152 154 147 130		01.06 07.00 09.97 10.98 01.05 06.06 10.98 03.02 09.97 04.08 01.01 07.03 04.08 11.05 10.99 09.01 04.03 01.07 11.06 01.07 01.98 07.01	02.10 02.10 02.10 02.10 02.10 02.10 07.00 02.10 02.10 02.10 02.10 02.10 02.10 02.10 09.01 02.10 03.04 02.10 02.10 02.10 02.10 02.10 02.10	03.0137-0172.2	650172	160 x 25	
SAAB 9-5 Kombi (YS3E) (98-10)									
	1.9 TiD 1.9 TiD 2.0 2.0 t 2.0 t 2.0 t BioPower 2.0 t BioPower 2.2 TiD 2.3 2.3 t 2.3 t 2.3 T 2.3 T 2.3 T 2.3 T 2.3 T Aero 2.3 T Aero 2.3 T Aero 2.3 t BioPower 2.3 t BioPower 2.3 t BioPower 3.0 t 3.0 TiD	110 129 136 110 110 110 88 224 125 136 162 188 191 169 184 225 136 152 154 147 130		01.06 01.07 07.00 10.98 10.98 06.06 01.06 03.02 06.03 10.98 01.02 07.03 04.08 01.06 10.99 09.01 09.01 04.03 01.07 11.06 01.07 10.98 07.01	02.10 02.10 07.01 02.10 02.10 02.10 02.10 08.05 02.10 02.10 02.10 02.10 02.10 09.01 02.10 03.04 02.10 02.10 02.10 02.10 02.10 02.10 02.10	13.0460-7173.2 13.0460-7091.2 24.8190-0718.2	607173 607091 620718	+ 16" Rad ¹⁾	23116 20,3 +/WK 21829 20,3 +/WE Warnkontakt L=720mm ATE ATE
	1.9 TiD 1.9 TiD 2.0 2.0 t 2.0 t 2.0 t BioPower 2.0 t BioPower 2.2 TiD 2.3 t 2.3 t 2.3 T 2.3 T 2.3 T 2.3 T 2.3 T Aero 2.3 T Aero 2.3 T Aero 2.3 t BioPower 2.3 t BioPower 2.3 t BioPower 3.0 t 3.0 TiD	110 129 136 110 110 110 88 125 136 162 188 191 169 184 225 136 152 154 147 130		01.06 01.07 07.00 10.98 10.98 06.06 01.06 03.02 10.98 01.01 07.03 07.03 02.10 01.07 11.06 01.07 10.98 07.01	02.10 02.10 07.01 02.10 02.10 02.10 02.10 02.10 02.10 02.10 02.10 02.10 02.10 02.10 09.01 02.10 03.04 02.10 02.10 02.10 02.10 02.10	24.0125-0119.1 24.0325-0119.1	425119 525119	+ 15" Rad ²⁾ + 15" Rad ²⁾	288 25,0 22,0 V L +S +B 288 25,0 22,0 V L +S +B PD
	2.0 2.0 t 2.0 t 2.3 2.3 t 2.3 T 2.3 T 2.3 T 2.3 T Aero 2.3 T Aero 2.3 T Aero 2.3 t BioPower 2.3 t BioPower 2.3 t BioPower 3.0 t 3.0 TiD	136 110 110 224 125 162 188 191 169 184 225 136 152 154 147 130	43510123	07.00 10.98 10.98 06.03 10.98 07.03 04.08 01.06 10.99 09.01 09.01 04.03 01.07 11.06 01.07 10.98 07.01	07.01 07.01 02.10 08.05 02.10 02.10 02.10 02.10 02.10 02.10 02.10 02.10 02.10 02.10 02.10 02.10	24.0125-0142.1 24.0325-0142.1	425142 525142	+ 16" Rad ¹⁾ + 16" Rad ¹⁾	308 25,0 23,0 V L +S +B 308 25,0 23,0 V L +S +B PD
	2.0 2.0 t 2.0 t 2.0 t BioPower 2.0 t BioPower 2.3 t	136 110 110 110 125	X3025751 X3025751 X3025751 X3025751 X3025751	07.00 10.98 10.98 06.06 01.06 10.98		13.0460-4040.2 13.0460-0347.2	604040 610347	21050 15,8 Einbausatz ATE	

¹⁾ + 16" wheel / + ruota 16" / + roue 16" / + rueda 16"
²⁾ + 15" wheel / + ruota 15" / + roue 15" / + rueda 15"

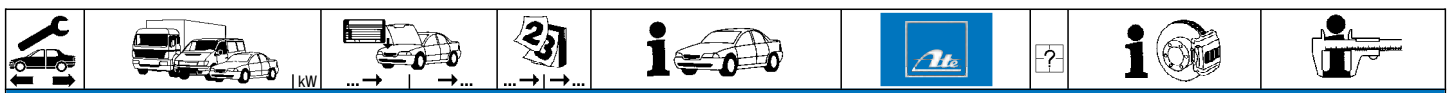




SAAB 9-5 Kombi (YS3E) (98-10)

	2.3 t BioPower	136	X3025751	01.07		13.0460-4040.2	604040		21050 15,8	ATE
	2.3 t BioPower	152	X3025751	11.06		13.0460-0347.2	610347		Einbausatz	
	2.3 t BioPower	154	X3025751	01.07						
	3.0 t	147	X3025751	10.98						
	1.9 TiD	110		01.06	02.10	13.0460-3605.2	603605		20180 17,3 +/WE	ATE
	1.9 TiD	129		01.07	02.10	13.0470-3605.2	LD3605		20180 17,3 +/WE	ATE
	2.0	136	X3025752		07.01					
	2.0 t		X3025752		02.10					
	2.0 t	110	X3025752		02.10					
	2.0 t BioPower		X3025752		02.10					
	2.0 t BioPower	110	X3025752		02.10					
	2.2 TiD	88		03.02	02.10					
	2.3	224		06.03	08.05					
	2.3 t	125	X3025752		02.10					
	2.3 t	136		01.01	02.10					
	2.3 T	162		07.03	02.10					
	2.3 T	188		04.08	02.10					
	2.3 T	191		01.06	02.10					
	2.3 T Aero	169		10.99	09.01					
	2.3 T Aero	184		09.01	02.10					
	2.3 T Aero	225		04.03	03.04					
	2.3 t BioPower	136	X3025752		02.10					
	2.3 t BioPower	152	X3025752		02.10					
	2.3 t BioPower	154	X3025752		02.10					
3.0 t	147	X3025752		02.10						
3.0 TiD	130		07.01	02.10						
	2.0	136	X3025751	07.00		24.0110-0226.1	410226		286 10,0 8,0 +S +B	
	2.0 t		X3025751	10.98		24.0310-0226.1	510226		286 10,0 8,0 +S +B PD	
	2.0 t	110	X3025751	10.98						
	2.0 t BioPower		X3025751	06.06						
	2.0 t BioPower	110	X3025751	01.06						
	2.3 t	125	X3025751	10.98						
	2.3 t BioPower	136	X3025751	01.07						
	2.3 t BioPower	152	X3025751	11.06						
	2.3 t BioPower	154	X3025751	01.07						
	3.0 t	147	X3025751	10.98						
	1.9 TiD	110		01.06	02.10	24.0110-0274.1	410274		286 10,0 8,0 +S +B	
	1.9 TiD	129		01.07	02.10					
	2.0	136	X3025752		07.01					
	2.0 t		X3025752		02.10					
	2.0 t	110	X3025752		02.10					
	2.0 t BioPower		X3025752		02.10					
	2.0 t BioPower	110	X3025752		02.10					
	2.2 TiD	88		03.02	02.10					
	2.3 t	125	X3025752		02.10					
	2.3 t	136		01.01	02.10					
	2.3 T	162		07.03	02.10					
	2.3 T Aero	169		10.99	09.01					
	2.3 T Aero	184		09.01	12.01					
	2.3 t BioPower	136	X3025752		02.10					
	2.3 t BioPower	152	X3025752		02.10					
	2.3 t BioPower	154	X3025752		02.10					
	3.0 t	147	X3025752		12.01					
3.0 TiD	130		07.01	12.01						
	2.3	224		06.03	08.05	24.0120-0196.1	420196		300 20,0 18,0 V +S +B	
	2.3 T	188		04.08	02.10					
	2.3 T	191		01.06	02.10					
	2.3 T Aero	184		01.02	02.10					
	2.3 T Aero	225		04.03	03.04					
	3.0 t	147		01.02	02.10					
	3.0 TiD	130		01.02	02.10					
	1.9 TiD	110		01.06	02.10	03.0137-0172.2	650172		160 x 25	
	1.9 TiD	129		01.07	02.10					
	2.0	136		07.00	07.01					
	2.0 t			10.98	02.10					
	2.0 t	110		10.98	02.10					
	2.0 t BioPower			06.06	02.10					
	2.0 t BioPower	110		01.06	02.10					
	2.2 TiD	88		03.02	02.10					
	2.3	224		06.03	08.05					
	2.3 t	125		10.98	02.10					
	2.3 t	136		01.02	02.10					
	2.3 T	162		07.03	02.10					
	2.3 T	188		04.08	02.10					
	2.3 T	191		01.06	02.10					
	2.3 T Aero	169		10.99	09.01					
	2.3 T Aero	184		09.01	02.10					
	2.3 T Aero	225		04.03	03.04					
2.3 t BioPower	136		01.07	02.10						
2.3 t BioPower	152		11.06	02.10						
2.3 t BioPower	154		01.07	02.10						
3.0 t	147		10.98	02.10						
3.0 TiD	130		07.01	02.10						





SAAB 9-5 II (10-12)

	1.6 T	132		03.10	06.12	13.0460-5611.2	605611	+ 16" Rad ¹⁾	24415 19,1 +/WK/Zub	MAN
	2.0 T	162		03.10	06.12					
	2.0 T BioPower	162		03.10	06.12					
	2.0 T BioPower XWD	162		03.10	06.12					
	2.0 T XWD	162		03.10	06.12					
	2.0 TiD	118		03.10	06.12					
	2.0 TTiD	140		03.10	06.12					
	2.0 TTiD XWD	140		03.10	06.12					
	2.8 T V6 XWD	221		03.10	06.12					
	1.6 T	132		03.10	06.12	13.0460-5612.2	605612	+ 17" Rad ²⁾	24412 19,0 +/WK/Zub	MAN
	2.0 T	162		03.10	06.12					
	2.0 T BioPower	162		03.10	06.12					
	2.0 T BioPower XWD	162		03.10	06.12					
	2.0 T XWD	162		03.10	06.12					
	2.0 TiD	118		03.10	06.12					
	2.0 TTiD	140		03.10	06.12					
	2.0 TTiD XWD	140		03.10	06.12					
	2.8 T V6 XWD	221		03.10	06.12					
	1.6 T	132		03.10	06.12	13.0460-2754.2	602754	+ 17+" Rad ³⁾	24418 17,0 +/WK/Zub	LUC
	2.0 T	162		03.10	06.12					
	2.0 T BioPower	162		03.10	06.12					
	2.0 T BioPower XWD	162		03.10	06.12					
	2.0 T XWD	162		03.10	06.12					
	2.0 TiD	118		03.10	06.12					
	2.0 TTiD	140		03.10	06.12					
	2.0 TTiD XWD	140		03.10	06.12					
	2.8 T V6 XWD	221		03.10	06.12					
	1.6 T	132		03.10	06.12	24.0130-0207.1	430207	+ 16" Rad ¹⁾	296 30,0 27,0 V L +S +B	
	2.0 T	162		03.10	06.12					
	2.0 T BioPower	162		03.10	06.12					
	2.0 T BioPower XWD	162		03.10	06.12					
	2.0 T XWD	162		03.10	06.12					
	2.0 TiD	118		03.10	06.12					
	2.0 TTiD	140		03.10	06.12					
	2.0 TTiD XWD	140		03.10	06.12					
	2.8 T V6 XWD	221		03.10	06.12					
	1.6 T	132		03.10	06.12	24.0130-0209.1	430209	+ 17" Rad ²⁾	321 30,0 27,0 V L +S +B	
	2.0 T	162		03.10	06.12					
	2.0 T BioPower	162		03.10	06.12					
	2.0 T BioPower XWD	162		03.10	06.12					
	2.0 T XWD	162		03.10	06.12					
	2.0 TiD	118		03.10	06.12					
	2.0 TTiD	140		03.10	06.12					
	2.0 TTiD XWD	140		03.10	06.12					
	2.8 T V6 XWD	221		03.10	06.12					
	1.6 T	132		03.10	06.12	24.0130-0208.1	430208	+ 17+" Rad ³⁾	337 30,0 27,0 V L +S +B	
	2.0 T	162		03.10	06.12					
	2.0 T BioPower	162		03.10	06.12					
	2.0 T BioPower XWD	162		03.10	06.12					
	2.0 T XWD	162		03.10	06.12					
	2.0 TiD	118		03.10	06.12					
	2.0 TTiD	140		03.10	06.12					
	2.0 TTiD XWD	140		03.10	06.12					
	2.8 T V6 XWD	221		03.10	06.12					
	1.6 T	132		03.10	06.12	24.0711-5349.3	360332	2 - staeendige Daempfungsteuerung ⁴⁾	Radsensor L=740	
	2.0 T	162		03.10	06.12					
	2.0 T BioPower	162		03.10	06.12					
	2.0 T BioPower XWD	162		03.10	06.12					
	2.0 T XWD	162		03.10	06.12					
	2.0 TiD	118		03.10	06.12					
	2.0 TTiD	140		03.10	06.12					
	2.0 TTiD XWD	140		03.10	06.12					
	2.8 T V6 XWD	221		03.10	06.12					
	1.6 T	132		03.10	06.12	13.0460-2755.2	602755	+ 16"/17" Rad ⁵⁾	24421 17,2 +/WK/Zub	LUC
	2.0 T	162		03.10	06.12					
	2.0 T BioPower	162		03.10	06.12					
	2.0 T BioPower XWD	162		03.10	06.12					
	2.0 T XWD	162		03.10	06.12					
	2.0 TiD	118		03.10	06.12					
	2.0 TTiD	140		03.10	06.12					
	2.0 TTiD XWD	140		03.10	06.12					
	2.8 T V6 XWD	221		03.10	06.12					
	1.6 T	132		03.10	06.12	24.0112-0187.1	412187	+ 16" Rad ¹⁾	292 12,0 10,5 +S +B	
	2.0 T	162		03.10	06.12					
	2.0 T BioPower	162		03.10	06.12					
	2.0 T BioPower XWD	162		03.10	06.12					
	2.0 T XWD	162		03.10	06.12					
	2.0 TiD	118		03.10	06.12					
	2.0 TTiD	140		03.10	06.12					
	2.0 TTiD XWD	140		03.10	06.12					
	2.8 T V6 XWD	221		03.10	06.12					
	1.6 T	132		03.10	06.12					
2.0 T	162		03.10	06.12						
2.0 T BioPower	162		03.10	06.12						
2.0 T BioPower XWD	162		03.10	06.12						
2.0 T XWD	162		03.10	06.12						

¹⁾ + 16" wheel / + ruota 16" / + roue 16" / + rueda 16"

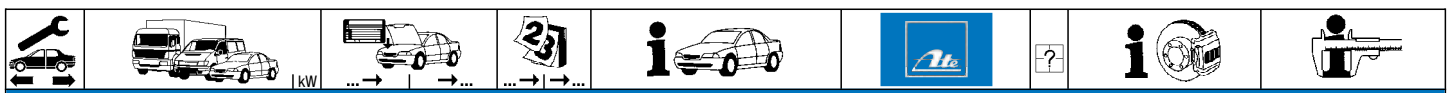
²⁾ + 17" wheel / + ruota 17" / + roue 17" / + rueda 17"

³⁾ + 17+" wheel / + ruota 17+" / + roue 17+" / + rueda 17+"

⁴⁾ - continuous damping control / - smorzam.a controllo continuo / - contr6le d'amortissem.continuo / - control amortiguaci6n continuo

⁵⁾ + 16"/17" wheel / + ruota 16"/17" / + roue 16"/17" / + ruedas 16"/17"





SAAB 9-5 II (10-12)

	2.0 TiD	118		03.10	06.12	24.0123-0114.1	423114	+ 17" Rad 1)	315 22,9 21,5 V +S +B
	2.0 TTiD	140		03.10	06.12				
	2.0 TTiD XWD	140		03.10	06.12				
	2.8 T V6 XWD	221		03.10	06.12				
	1.6 T	132		03.10	06.12	24.0711-5332.3	360327	2 - ständige Daempfungst./+HA 4-Lenker 2)	Radsensor L=766
	2.0 T	162		03.10	06.12				
	2.0 T BioPower	162		03.10	06.12				
	2.0 T BioPower XWD	162		03.10	06.12				
	2.0 T XWD	162		03.10	06.12				
	2.0 TiD	118		03.10	06.12				
	2.0 TTiD	140		03.10	06.12				
	2.0 TTiD XWD	140		03.10	06.12				

SAAB 900 (94-98)

	2.0 16V Turbo			09.93	08.96	13.0460-7080.2	607080		21411 17,5 +	ATE
	2.0 i			09.93	08.96					
	2.3 16V			09.93	08.96					
	2.5 V6			09.93	08.96					
	2.0 16V Turbo			09.96	03.98	13.0460-7091.2	607091	2	21829 20,3 +/WE	ATE
	2.0 i			09.96	03.98					
	2.3 16V			09.96	03.98					
	2.5 V6			09.96	03.98					
	2.0 16V Turbo			09.93	08.96	24.0124-0133.1	424133		284 24,0 21,0 V L	
	2.0 i			09.93	08.96					
	2.3 16V			09.93	08.96					
	2.5 V6			09.93	08.96					
	2.0 16V Turbo			09.96	03.98	24.0125-0119.1	425119		288 25,0 22,0 V L +S +B	ATE
	2.0 i			09.96	03.98					
	2.3 16V			09.96	03.98					
	2.5 V6			09.96	03.98					
	2.0 16V Turbo			09.93	08.96	13.0460-4043.2	604043		21140 15,0	ATE
	2.0 i			09.93	08.96					
	2.3 16V			09.93	08.96					
	2.5 V6			09.93	08.96					
	2.0 16V Turbo			09.96	03.98	13.0460-4040.2	604040		21050 15,8	ATE
	2.0 i			09.96	03.98					
	2.3 16V			09.96	03.98					
	2.5 V6			09.96	03.98					
	2.0 16V Turbo		V7004689	09.93		24.0110-0249.1	410249		260 10,0 8,0	
	2.0 16V Turbo		V2022961	09.93						
	2.0 i		V7004689	09.93						
	2.0 i		V2022961	09.93						
	2.3 16V		V7004689	09.93						
	2.3 16V		V2022961	09.93						
	2.5 V6		V7004689	09.93						
	2.5 V6		V2022961	09.93						
	2.0 16V Turbo	V2022962		03.98		24.0110-0226.1	410226		286 10,0 8,0 +S +B	ATE
	2.0 16V Turbo	V7004690		03.98						
	2.0 i	V2022962		03.98						
	2.0 i	V7004690		03.98						
	2.3 16V	V2022962		03.98						
	2.3 16V	V7004690		03.98						
	2.0 16V Turbo			09.93	03.98	03.0137-0172.2	650172		160 x 25	
	2.0 i			09.93	03.98					
	2.3 16V			09.93	03.98					
	2.5 V6			09.93	03.98					

SAAB 9000 (85-93)

	2.0 16V			09.84	08.89	13.0460-2811.2	602811		21068 17,0 /S	LUC
	2.0 16V Turbo			09.84	08.87					
	2.0 16V			09.89	08.93					
	2.3 16V Turbo			09.89	08.93					
	2.0 16V			09.89	08.93	13.0460-5703.2	605703		21154 19,5 +/WE	ATE
	2.0 16V Turbo			09.87	08.93					
	2.3 16V			09.89	08.93					
	2.3 16V Turbo			09.89	08.93					
	2.0 16V			09.84	08.89	24.0123-0101.1	423101		280 23,4 21,5 V	
	2.0 16V Turbo			09.84	08.87					
	2.0 16V			09.89	08.93					
	2.3 16V Turbo			09.89	08.93					
	2.0 16V			09.87	08.93	24.0125-0125.1	425125		280 25,0 23,0 V	
	2.0 16V Turbo			09.87	08.93					
	2.3 16V			09.89	08.93					
	2.3 16V Turbo			09.89	08.93					
	2.0 16V			08.86	08.89	24.0712-1308.3	360032		Radsensor L=1100	
	2.0 16V Turbo			08.86	08.89					
	2.0 16V			09.89	08.93					
	2.3 16V Turbo			09.89	08.93					
	2.0 16V			09.89	08.93	24.0711-1150.1	360007		Radsensor L=1100	
	2.0 16V Turbo			09.89	08.93					
	2.3 16V			09.89	08.93					
	2.3 16V Turbo			09.90	08.93					
	2.0 16V			09.84	08.93	13.0460-3306.2	603306		21089 15,0 +	ATE
	2.0 16V Turbo			09.84	08.93					
	2.3 16V			09.89	08.93					
	2.3 16V Turbo			09.89	08.93					

1) + 17" wheel / + ruota 17" / + roue 17" / + rueda 17"

2) - contin.damping contr./+4-link RA / - smorzam.contr.conti./P 4 bracci / - contr.d'amortiss.cont./EAR 4 bras / - contr.amortiguac.cont./ET cuatro brazos





SAAB 9000 (85-93)

	2.0 16V 2.0 16V Turbo 2.3 16V 2.3 16V Turbo			09.84 09.84 09.89 09.89	08.93 08.93 08.93 08.93		24.0109-0130.1	409130			258 9,0 7,5
	2.0 16V 2.0 16V Turbo			08.86 08.86	08.89 08.89		24.0712-1310.3 24.0712-1309.3	360034 360033			Radsensor L=1120 Radsensor L=1120

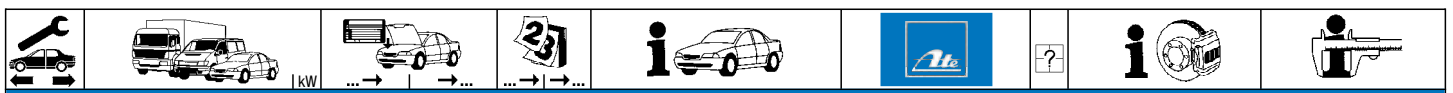
SAAB 9000 (94-98)

	2.0 16V 2.0 16V Turbo 2.3 16V 2.3 16V Turbo 3.0 V6			09.93 09.93 09.93 09.93 09.94	05.98 05.98 05.98 05.98 05.98		13.0460-5703.2	605703			21154 19,5 +/WE	ATE
	2.0 16V 2.0 16V Turbo 2.3 16V 2.3 16V Turbo 3.0 V6			09.93 09.93 09.93 09.93 09.94	05.98 05.98 05.98 05.98 05.98		24.0125-0125.1	425125			280 25,0 23,0 V	
	2.0 16V 2.0 16V Turbo 2.3 16V 2.3 16V Turbo 3.0 V6			09.93 09.93 09.93 09.93 09.94	12.95 12.95 12.95 12.95 12.95		24.0711-1150.1 24.0711-1151.1	360007 360008			Radsensor L=1100 Radsensor L=1150	
	2.0 16V 2.0 16V Turbo 2.3 16V 2.3 16V Turbo 3.0 V6			01.96 01.96 01.96 01.96 01.96	05.98 05.98 05.98 05.98 05.98		24.0751-1174.1 24.0751-1175.1	360049 360050			Radsensor L=1100 Radsensor L=1150	
	2.0 16V 2.0 16V Turbo 2.3 16V 2.3 16V Turbo 3.0 V6			09.93 09.93 09.93 09.93 09.94	05.98 05.98 05.98 05.98 05.98		13.0460-3306.2	603306			21089 15,0 +	ATE
	2.0 16V 2.0 16V Turbo 2.3 16V 2.3 16V Turbo 3.0 V6			09.93 09.93 09.93 09.93 09.94	05.98 05.98 05.98 05.98 05.98		24.0109-0130.1	409130			258 9,0 7,5	
	2.0 16V 2.0 16V Turbo 2.3 16V 2.3 16V Turbo 3.0 V6			01.96 01.96 01.96 01.96 01.96	05.98 05.98 05.98 05.98 05.98		24.0751-1176.1 24.0751-1177.1	360051 360052			Radsensor L=1120 Radsensor L=1120	

SEAT ALHAMBRA I (96-10)

	1.8 T 20V 1.9 TDI 1.9 TDI 2.0 i	110 66 81 85	7M-W-070000 7M-W-070000 7M-W-070000 7M-W-070000	05.98 03.96 10.97 03.96			13.0460-7076.2 13.0460-7143.2	607076 607143			21848 19,8 + 21849 19,8 +/WK	ATE ATE
	1.8 T 20V 1.9 TDI 1.9 TDI 1.9 TDI 2.0 i	110 66 81 85 85	7M-X-000001 7M-X-000001 7M-X-000001 7M-X-000001 7M-X-000001			05.00	13.0460-7143.2	607143			21849 19,8 +/WK	ATE
	1.9 TDI 1.9 TDI 1.9 TDI 2.0 i 2.0 TDI	66 85 96 85 103	7M-2-500001 7M-2-500001 7M-2-500001 7M-2-500001 7M-2-500001		08.10 08.10 11.02 08.10 08.10		13.0460-7154.2	607154			23418 19,4 +/WK	ATE
	1.8 T 20V 1.9 TDI 1.9 TDI 4motion 1.9 TDI 4motion 2.8 i V6 2.8 i V6 4motion	110 110 85 96 150 150	7M-2-500001 7M-2-500001 7M-2-500001 7M-2-500001 7M-2-500001 7M-2-500001		08.10 08.10 02.01 06.05 06.00 02.01		13.0460-7153.2	607153			23269 19,8 +/WK	ATE
	1.8 T 20V 1.9 TDI 1.9 TDI 1.9 TDI 2.0 i	110 66 81 85 85	7M-1-530756 7M-1-530756 7M-1-530756 7M-1-530756 7M-1-530756	05.98 03.96 10.97 06.00 03.96		05.00	24.0125-0114.1	425114			288 25,1 21,0 V L +S +B	
	1.9 TDI 1.9 TDI 1.9 TDI 2.0 i 2.0 TDI	66 85 96 85 103	7M-2-500001 7M-2-500001 7M-2-500001 7M-2-500001 7M-2-500001		08.10 08.10 11.02 08.10 08.10		24.0126-0115.1	426115			300 26,0 22,0 V L +B	
	1.8 T 20V 1.9 TDI 1.9 TDI 4motion 1.9 TDI 4motion 2.8 i V6 2.8 i V6 4motion	110 110 85 96 150 150	7M-2-500001 7M-2-500001 7M-2-500001 7M-2-500001 7M-2-500001 7M-2-500001		08.10 08.10 02.01 06.05 06.00 02.01		24.0126-0119.1	426119			313 25,9 22,0 V L +B	



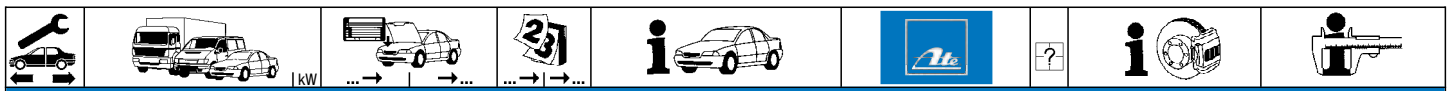


SEAT ALHAMBRA I (96-10)

	1.8 T 20V	110		05.98	05.00	24.0713-1101.3	360143	2		Radsensor L=464
	1.9 TDI	66		03.96	05.00					
	1.9 TDI	81		10.97	05.00					
	2.0 i	85		03.96	05.00					
	1.8 T 20V	110	7M-3-513710	06.00		24.0713-1128.3	360200		+ Leitung f. Warnkontakt 1)	Radsensor L=474
	1.9 TDI	66	7M-3-513710	06.00		24.0713-1127.3	360204			Radsensor L=474
	1.9 TDI	85	7M-3-513710	06.00						
	1.9 TDI	96	7M-3-513710	11.02						
	1.9 TDI 4motion	85	7M-3-513710	02.01						
	2.0 i	85	7M-3-513710	06.00						
	2.8 i V6	150	7M-3-513710	06.00		24.0713-1128.3	360200	2	+ Leitung f. Warnkontakt 1)	Radsensor L=474
	2.8 i V6 4motion	150	7M-3-513710	02.01						
	1.8 T 20V	110	7M-3-513711		08.10	24.0711-6114.3	360281	2	- Leitung f. Warnkontakt 2)	Radsensor L=479
	1.9 TDI	66	7M-3-513711		08.10	24.0711-6115.3	360282	2	+ Leitung f. Warnkontakt 1)	Radsensor L=479
	1.9 TDI	85	7M-3-513711		08.10					
	1.9 TDI	96	7M-3-513711		08.10					
	1.9 TDI	110		05.05	08.10					
	1.9 TDI 4motion	85	7M-3-513711		08.10					
	1.9 TDI 4motion	96		06.05	08.10					
	2.0 i	85	7M-3-513711		08.10					
	2.0 TDI	103		11.05	08.10					
	2.8 i V6	150	7M-3-513711		08.10					
	2.8 i V6 4motion	150	7M-3-513711		08.10					
	1.8 T 20V	110		05.98	05.00	13.0460-2819.2	602819			20961 17,2 /S
	1.9 TDI	66		03.96	05.00	13.0460-0072.2	610072			Einbausatz
	1.9 TDI	81		10.97	05.00					LUC
	2.0 i	85		03.96	05.00					LUC
	1.8 T 20V	110	7M-1-530756	06.00		13.0460-2859.2	602859			20961 17,2 +/WK/Zub/S
	1.9 TDI	66		06.00	08.10					LUC
	1.9 TDI	85		06.00	08.10					
1.9 TDI	96		11.02	08.10						
2.0 i	85		06.00	08.10						
2.0 TDI	103		11.05	08.10						
	1.8 T 20V	110	7M-2-500001		08.10	13.0460-2872.2	602872			23446 16,5 +/WK/Zub/S
	1.9 TDI	110		05.05	08.10	13.0460-0225.2	610225			Einbausatz
	1.9 TDI 4motion	85		02.01	08.10					
	1.9 TDI 4motion	96		06.05	08.10					
	2.8 i V6	150		06.00	08.10					
	2.8 i V6 4motion	150		02.01	08.10					
	1.8 T 20V	110	7M-1-530756	05.98		24.0110-0223.1	410223			268 10,0 8,0 +S +B
	1.9 TDI	66		03.96	08.10					
	1.9 TDI	81		10.97	05.00					
	1.9 TDI	85		06.00	08.10					
1.9 TDI	96		11.02	08.10						
2.0 i	85		03.96	08.10						
2.0 TDI	103		11.05	08.10						
	1.8 T 20V	110	7M-2-500001		08.10	24.0113-0194.1	413194			294 13,5 11,5 +B
	1.9 TDI	110		05.05	08.10					
	1.9 TDI 4motion	85		02.01	08.10					
	1.9 TDI 4motion	96		06.05	08.10					
	2.8 i V6	150		06.00	08.10					
	2.8 i V6 4motion	150		02.01	08.10					
	1.8 T 20V	110		05.98	05.00	24.0713-1102.3	360144	2		Radsensor L=1026
	1.9 TDI	66		03.96	05.00					
	1.9 TDI	81		10.97	05.00					
	2.0 i	85		03.96	05.00					
	1.8 T 20V	110	7M-3-513710	06.00		24.0713-1124.3	360201			Radsensor L=1026
	1.9 TDI	66	7M-3-513710	06.00		24.0713-1125.3	360202		+ Leitung f. Warnkontakt 1)	Radsensor L=1026
	1.9 TDI	85	7M-3-513710	06.00						
	1.9 TDI	96	7M-3-513710	11.02						
	1.9 TDI 4motion	85	7M-3-513710	02.01						
	2.0 i	85	7M-3-513710	06.00						
	2.8 i V6	150	7M-3-513710	06.00		24.0713-1126.3	360203	2	+ Leitung f. Warnkontakt 1)	Radsensor L=1026
	2.8 i V6 4motion	150	7M-3-513710	02.01						
	1.8 T 20V	110	7M-3-513711		05.05	24.0711-6111.3	360243	1	- Leitung f. Warnkontakt 2)	Radsensor L=1031
	1.9 TDI	66	7M-3-513711		05.05	24.0711-6113.3	360228	2	+ Leitung f. Warnkontakt 1)	Radsensor L=1031
1.9 TDI	85	7M-3-513711		05.05						
1.9 TDI	96	7M-3-513711		05.05						
1.9 TDI 4motion	85	7M-3-513711		05.05						
2.0 i	85	7M-3-513711		05.05						
2.8 i V6	150	7M-3-513711		05.05						
2.8 i V6 4motion	150	7M-3-513711		05.05						
	1.8 T 20V	110		06.05	08.10	24.0711-6111.3	360243	2	- Leitung f. Warnkontakt 2)	Radsensor L=1031
	1.9 TDI	66		06.05	08.10	24.0711-6113.3	360228	2	+ Leitung f. Warnkontakt 1)	Radsensor L=1031
	1.9 TDI	85		06.05	08.10					
	1.9 TDI	96		06.05	08.10					
	1.9 TDI	110		05.05	08.10					
	1.9 TDI 4motion	85		06.05	08.10					
	1.9 TDI 4motion	96		06.05	08.10					
	2.0 i	85		06.05	08.10					
	2.0 TDI	103		11.05	08.10					
	2.8 i V6	150		06.05	08.10					
2.8 i V6 4motion	150		06.05	08.10						

1) + cable f.br.pad wear indicat. / + cavo p.indic.usura guarn.fr. / + câbl.'ind.d'usur.garnit.fr. / + cabl.p.indica.desg. guarn.fr.

2) - cable f.br.pad wear indicat. / - cavo p.indic.usura guarn.fr. / - câbl.'ind.d'usur.garnit.fr. / - cabl.p.indica.desg. guarn.fr.



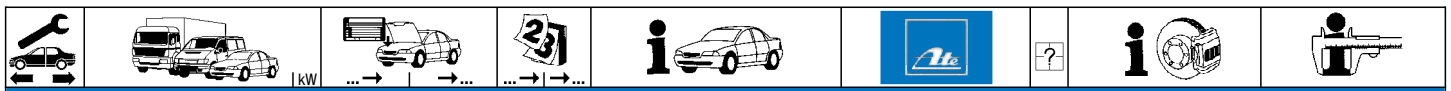
SEAT ALHAMBRA II (10-)

	1.4 TSI 1.8 TFSI 2.0 TDI 2.0 TDI 2.0 TDI 2.0 TDI 2.0 TDI 2.0 TDI 2.0 TDI 4motion 2.0 TSI	110 118 85 100 103 125 130 103 147	09.10 11.12 04.11 09.10 06.10 09.10 11.12 04.11 09.10	PR: 1LJ PR: 1LJ PR: 1LJ PR: 1LJ PR: 1LJ PR: 1LJ PR: 1LJ PR: 1LJ PR: 1LJ	13.0460-7242.2 13.0470-7242.2	607242 LD7242		24332 19,8 +/WK 24332 19,8 +/WK	ATE ATE
	1.4 TSI 1.8 TFSI 2.0 TDI 2.0 TDI 2.0 TDI 2.0 TDI 2.0 TDI 2.0 TDI 4motion 2.0 TSI	110 118 85 100 103 125 130 103 147	09.10 11.12 04.11 09.10 06.10 09.10 11.12 04.11 09.10	PR: 1LJ PR: 1LJ PR: 1LJ PR: 1LJ PR: 1LJ PR: 1LJ PR: 1LJ PR: 1LJ PR: 1LJ	24.0125-0158.1	425158		312 25,0 22,0 V L +S +B	
	1.4 TSI 1.8 TFSI 2.0 TDI 2.0 TDI 2.0 TDI 2.0 TDI 2.0 TDI 2.0 TDI 4motion 2.0 TSI	110 118 85 100 103 125 130 103 147	09.10 11.12 04.11 09.10 06.10 09.10 11.12 04.11 09.10	PR: 1LW PR: 1LW PR: 1LW PR: 1LW PR: 1LW PR: 1LW PR: 1LW PR: 1LW PR: 1LW	24.0130-0220.1	430220		314 30,0 27,0 V L +S +B	
	1.4 TSI 1.8 TFSI 2.0 TDI 2.0 TDI 2.0 TDI 2.0 TDI 2.0 TDI 2.0 TDI 4motion 2.0 TSI	110 118 85 100 103 125 130 103 147	09.10 11.12 04.11 09.10 06.10 09.10 11.12 04.11 09.10		24.0711-5271.3 24.0711-5272.3	360301 360302		Radsensor Radsensor	
	1.4 TSI 1.8 TFSI 2.0 TDI 2.0 TDI 2.0 TDI 2.0 TDI 2.0 TDI 2.0 TDI 4motion 2.0 TSI	110 118 85 100 103 125 130 103 147	09.10 11.12 04.11 09.10 06.10 09.10 11.12 04.11 09.10		13.0460-2749.2 13.0470-2749.2	602749 LD2749		24483 16,9 /Zub/S 24483 16,9 /Zub/S	LUC LUC
	1.4 TSI 1.8 TFSI 2.0 TDI 2.0 TDI 2.0 TDI 2.0 TDI 2.0 TDI 2.0 TDI 4motion 2.0 TSI	110 118 85 100 103 125 130 103 147	09.10 11.12 04.11 09.10 06.10 09.10 11.12 04.11 09.10		24.0112-0169.1	412169		282 12,0 10,0 +S +B	

SEAT ALTEA (5P1) (04-)

	1.2 TSI 1.4 i 16V 1.4 TSI 1.6 i 16V 1.6 LPG 1.6 TDI 1.8 TFSI 1.9 TDI 2.0 FSI 2.0 i 16V 2.0 TDI 2.0 TDI 2.0 TDI 2.0 TFSI	77 63 92 75 75 118 110 100 100 103 125 147	04.10 05.06 11.07 03.04 09.09 10.09 01.07 03.04 03.04 03.04 03.04 03.04 03.06 03.06	PR: 1ZF PR: 1ZF PR: 1ZF PR: 1ZF PR: 1ZF PR: 1ZF PR: 1ZF PR: 1ZF PR: 1ZF PR: 1ZF PR: 1ZF PR: 1ZF PR: 1ZF	13.0460-7117.2 13.0470-7117.2	607117 LD7117		23131 19,6 +/WK 23131 19,6 +/WK	VW VW
	1.2 TSI 1.4 i 16V 1.4 TSI 1.6 i 16V 1.6 LPG 1.6 TDI 1.8 TFSI 1.9 TDI 2.0 FSI 2.0 i 16V 2.0 TDI 2.0 TDI 2.0 TDI 2.0 TFSI	77 63 92 75 75 118 110 100 100 103 125 147	04.10 05.06 11.07 03.04 09.09 10.09 01.07 03.04 03.04 03.04 03.04 03.06 03.06	PR: 1ZA,1ZE,1LJ PR: 1ZA,1ZE,1LJ PR: 1ZA,1ZE,1LJ PR: 1ZA,1ZE,1LJ PR: 1ZA,1ZE,1LJ PR: 1ZA,1ZE,1LJ PR: 1ZA,1ZE,1LJ PR: 1ZA,1ZE,1LJ PR: 1ZA,1ZE,1LJ PR: 1ZA,1ZE,1LJ PR: 1ZA,1ZE,1LJ PR: 1ZA,1ZE,1LJ PR: 1ZA,1ZE,1LJ	13.0460-7184.2 13.0470-7184.2	607184 LD7184		23587 20,6 +/WK 23587 20,6 +/WK	ATE ATE






















































SEAT ALTEA (5P1) (04-)

	1.2 TSI	77	04.10	PR: 1ZF	24.0122-0210.1	422210		280 22,0 19,0 VL +S +B 280 22,0 19,0 VL +S +B PD
	1.4 i 16V	63	05.06	PR: 1ZF	24.0322-0210.1	522210		
	1.4 TSI	92	11.07	PR: 1ZF				
	1.6 i 16V	75	03.04	PR: 1ZF				
	1.6 LPG	75	09.09	PR: 1ZF				
	1.6 TDI	75	10.09	PR: 1ZF				
	1.8 TFSI	118	01.07	PR: 1ZF				
	1.9 TDI	110	03.04	PR: 1ZF				
	2.0 FSI	110	03.04	PR: 1ZF				
	2.0 i 16V	100	03.04	PR: 1ZF				
2.0 TDI	100	03.04	PR: 1ZF					
2.0 TDI	103	03.04	PR: 1ZF					
2.0 TDI	125	03.06	PR: 1ZF					
2.0 TFSI	147	03.06	PR: 1ZF					
	1.2 TSI	77	04.10	PR: 1ZE	24.0125-0145.1	425145		288 25,0 22,0 VL +S +B 288 25,0 22,0 VL +S +B PD
	1.4 i 16V	63	05.06	PR: 1ZE	24.0325-0145.1	525145		
	1.4 TSI	92	11.07	PR: 1ZE				
	1.6 i 16V	75	03.04	PR: 1ZE				
	1.6 LPG	75	09.09	PR: 1ZE				
	1.6 TDI	75	10.09	PR: 1ZE				
	1.8 TFSI	118	01.07	PR: 1ZE				
	1.9 TDI	110	03.04	PR: 1ZE				
	2.0 FSI	110	03.04	PR: 1ZE				
	2.0 i 16V	100	03.04	PR: 1ZE				
2.0 TDI	100	03.04	PR: 1ZE					
2.0 TDI	103	03.04	PR: 1ZE					
2.0 TDI	125	03.06	PR: 1ZE					
2.0 TFSI	147	03.06	PR: 1ZE					
	1.2 TSI	77	04.10	PR: 1LJ,1ZA	24.0125-0158.1	425158		312 25,0 22,0 VL +S +B 312 25,0 22,0 VL +S +B PD
	1.4 i 16V	63	05.06	PR: 1LJ,1ZA	24.0325-0158.1	525158		
	1.4 TSI	92	11.07	PR: 1LJ,1ZA				
	1.6 i 16V	75	03.04	PR: 1LJ,1ZA				
	1.6 LPG	75	09.09	PR: 1LJ,1ZA				
	1.6 TDI	75	10.09	PR: 1LJ,1ZA				
	1.8 TFSI	118	01.07	PR: 1LJ,1ZA				
	1.9 TDI	110	03.04	PR: 1LJ,1ZA				
	2.0 FSI	110	03.04	PR: 1LJ,1ZA				
	2.0 i 16V	100	03.04	PR: 1LJ,1ZA				
2.0 TDI	100	03.04	PR: 1LJ,1ZA					
2.0 TDI	103	03.04	PR: 1LJ,1ZA					
2.0 TDI	125	03.06	PR: 1LJ,1ZA					
2.0 TFSI	147	03.06	PR: 1LJ,1ZA					
	1.2 TSI	77	04.10		24.0711-5271.3	360301		Radsensor Radsensor
	1.4 i 16V	63	05.06		24.0711-5272.3	360302		
	1.4 TSI	92	11.07					
	1.6 i 16V	75	03.04					
	1.6 LPG	75	09.09					
	1.6 TDI	75	10.09					
	1.8 TFSI	118	01.07					
	1.9 TDI	110	03.04					
	2.0 FSI	110	03.04					
	2.0 i 16V	100	03.04					
2.0 TDI	100	03.04						
2.0 TDI	103	03.04						
2.0 TDI	125	03.06						
2.0 TFSI	147	03.06						
	1.2 TSI	77	04.10	PR: 1KD,1KQ,1KZ	13.0460-2820.2	602820		20961 17,2 /S LUC 20961 17,2 /S LUC
	1.4 i 16V	63	05.06	PR: 1KD,1KQ,1KZ	13.0470-2820.2	LD2820		
	1.4 TSI	92	11.07	PR: 1KD,1KQ,1KZ				
	1.6 i 16V	75	03.04	PR: 1KD,1KQ,1KZ				
	1.6 LPG	75	09.09	PR: 1KD,1KQ,1KZ				
	1.6 TDI	75	10.09	PR: 1KD,1KQ,1KZ				
	1.8 TFSI	118	01.07	PR: 1KD,1KQ,1KZ				
	1.9 TDI	110	03.04	PR: 1KD,1KQ,1KZ				
	2.0 FSI	110	03.04	PR: 1KD,1KQ,1KZ				
	2.0 i 16V	100	03.04	PR: 1KD,1KQ,1KZ				
2.0 TDI	100	03.04	PR: 1KD,1KQ,1KZ					
2.0 TDI	103	03.04	PR: 1KD,1KQ,1KZ					
2.0 TDI	125	03.06	PR: 1KD,1KQ,1KZ					
2.0 TFSI	147	03.06	PR: 1KD,1KQ,1KZ					
	1.2 TSI	77	04.10	PR: 1KD,1KQ,1KZ	13.0460-2880.2	602880		23914 17,1 /WE/Zub/S LUC 23914 17,1 /WE/Zub/S LUC
	1.4 i 16V	63	05.06	PR: 1KD,1KQ,1KZ	13.0470-2880.2	LD2880		
	1.4 TSI	92	11.07	PR: 1KD,1KQ,1KZ				
	1.6 i 16V	75	03.04	PR: 1KD,1KQ,1KZ				
	1.6 LPG	75	09.09	PR: 1KD,1KQ,1KZ				
	1.6 TDI	75	10.09	PR: 1KD,1KQ,1KZ				
	1.8 TFSI	118	01.07	PR: 1KD,1KQ,1KZ				
	1.9 TDI	110	03.04	PR: 1KD,1KQ,1KZ				
	2.0 FSI	110	03.04	PR: 1KD,1KQ,1KZ				
	2.0 i 16V	100	03.04	PR: 1KD,1KQ,1KZ				
2.0 TDI	100	03.04	PR: 1KD,1KQ,1KZ					
2.0 TDI	103	03.04	PR: 1KD,1KQ,1KZ					
2.0 TDI	125	03.06	PR: 1KD,1KQ,1KZ					
2.0 TFSI	147	03.06	PR: 1KD,1KQ,1KZ					
	1.2 TSI	77	04.10	PR: 1KS	13.0460-3858.2	603858		24563 17,7 /Zub/S BOS
	1.4 i 16V	63	05.06	PR: 1KS				
	1.4 TSI	92	11.07	PR: 1KS				



								
SEAT ALTEA (5P1) (04-)								
	1.6 i 16V 1.6 LPG 1.6 TDI 1.8 TFSI 1.9 TDI 2.0 FSI 2.0 i 16V 2.0 TDI 2.0 TDI 2.0 TDI 2.0 TFSI	75 75 118 110 100 100 103 125 147	03.04 09.09 10.09 01.07 03.04 03.04 03.04 03.04 03.04 03.06 03.06	PR: 1KS PR: 1KS PR: 1KS PR: 1KS PR: 1KS PR: 1KS PR: 1KS PR: 1KS PR: 1KS PR: 1KS PR: 1KS	13.0460-3858.2	603858		24563 17,7 /Zub/S BOS
	1.2 TSI 1.4 i 16V 1.4 TSI 1.6 i 16V 1.6 LPG 1.6 TDI 1.8 TFSI 1.9 TDI 2.0 FSI 2.0 i 16V 2.0 TDI 2.0 TDI 2.0 TDI 2.0 TDI 2.0 TFSI	77 63 92 75 75 118 110 100 100 103 103 125 147	04.10 05.06 11.07 03.04 09.09 10.09 01.07 03.04 03.04 03.04 03.04 03.04 03.06 03.06	PR: 1KD,1KQ PR: 1KD,1KQ PR: 1KD,1KQ PR: 1KD,1KQ PR: 1KD,1KQ PR: 1KD,1KQ PR: 1KD,1KQ PR: 1KD,1KQ PR: 1KD,1KQ PR: 1KD,1KQ PR: 1KD,1KQ PR: 1KD,1KQ PR: 1KD,1KQ PR: 1KD,1KQ	24.0110-0277.1 24.0310-0277.1	410277 510277		253 10,0 8,0 +S +B 253 10,0 8,0 +S +B PD
	1.2 TSI 1.4 i 16V 1.4 TSI 1.6 i 16V 1.6 LPG 1.6 TDI 1.8 TFSI 1.9 TDI 2.0 FSI 2.0 i 16V 2.0 TDI 2.0 TDI 2.0 TDI 2.0 TDI 2.0 TFSI	77 63 92 75 75 118 110 100 100 103 103 125 147	04.10 05.06 11.07 03.04 09.09 10.09 01.07 03.04 03.04 03.04 03.04 03.04 03.06 03.06	PR: 1KJ,1KZ PR: 1KJ,1KZ PR: 1KJ,1KZ PR: 1KJ,1KZ PR: 1KJ,1KZ PR: 1KJ,1KZ PR: 1KJ,1KZ PR: 1KJ,1KZ PR: 1KJ,1KZ PR: 1KJ,1KZ PR: 1KJ,1KZ PR: 1KJ,1KZ PR: 1KJ,1KZ PR: 1KJ,1KZ	24.0112-0169.1	412169		282 12,0 10,0 +S +B
	1.2 TSI 1.4 i 16V 1.4 TSI 1.6 i 16V 1.6 LPG 1.6 TDI 1.8 TFSI 1.9 TDI 2.0 FSI 2.0 i 16V 2.0 TDI 2.0 TDI 2.0 TDI 2.0 TDI 2.0 TFSI	77 63 92 75 75 118 110 100 100 103 103 125 147	04.10 05.06 11.07 03.04 09.09 10.09 01.07 03.04 03.04 03.04 03.04 03.04 03.06 03.06	PR: 1KS PR: 1KS PR: 1KS PR: 1KS PR: 1KS PR: 1KS PR: 1KS PR: 1KS PR: 1KS PR: 1KS PR: 1KS PR: 1KS PR: 1KS PR: 1KS	24.0110-0356.1	410356		272 9,7 8,0 +S +B
	1.2 TSI 1.4 i 16V 1.4 TSI 1.6 i 16V 1.6 LPG 1.6 TDI 1.8 TFSI 1.9 TDI 2.0 FSI 2.0 i 16V 2.0 TDI 2.0 TDI 2.0 TDI 2.0 TDI 2.0 TFSI	77 63 92 75 75 118 110 100 100 103 103 125 147	04.10 05.06 11.07 03.04 09.09 10.09 01.07 03.04 03.04 03.04 03.04 03.04 03.06 03.06		24.0711-6231.3 24.0711-6232.3	360305 360306	<input type="checkbox"/> <input type="checkbox"/>	Radsensor Radsensor
	1.2 TSI 1.4 i 16V 1.4 TSI 1.6 i 16V 1.6 LPG 1.6 TDI 1.8 TFSI 1.9 TDI 2.0 FSI 2.0 i 16V 2.0 TDI 2.0 TDI 2.0 TDI 2.0 TDI 2.0 TFSI	77 63 92 75 75 118 110 100 100 103 103 125 147	04.10 05.06 11.07 03.04 09.09 10.09 01.07 03.04 03.04 03.04 03.04 03.04 03.06 03.06	PR: 1X1 PR: 1X1 PR: 1X1 PR: 1X1 PR: 1X1 PR: 1X1 PR: 1X1 PR: 1X1 PR: 1X1 PR: 1X1 PR: 1X1 PR: 1X1 PR: 1X1 PR: 1X1	24.0711-5271.3 24.0711-5272.3	360301 360302	<input type="checkbox"/> <input type="checkbox"/>	Radsensor Radsensor

									
SEAT ALTEA XL (5P5) (06-)									
	1.2 TSI	77	04.10	PR: 1ZF	13.0460-7117.2	607117		23131 19,6 +/WK	VW
	1.4 i 16V	63	05.08	PR: 1ZF	13.0470-7117.2	LD7117		23131 19,6 +/WK	VW
	1.4 TSI	92	11.07	PR: 1ZF					
	1.6 i 16V	75	10.06	PR: 1ZF					
	1.6 LPG	75	09.09	PR: 1ZF					
	1.6 TDI		10.09	PR: 1ZF					
	1.8 TFSI	118	10.06	PR: 1ZF					
	1.9 TDI		10.06	PR: 1ZF					
	2.0 FSI	110	10.06	PR: 1ZF					
	2.0 TDI	125	10.06	PR: 1ZF					
2.0 TDI 4x4		06.07	PR: 1ZF						
2.0 TFSI 4x4		06.07	PR: 1ZF						
	1.2 TSI	77	04.10	PR: 1ZA,1ZE,1LJ	13.0460-7184.2	607184		23587 20,6 +/WK	ATE
	1.4 i 16V	63	05.08	PR: 1ZA,1ZE,1LJ	13.0470-7184.2	LD7184		23587 20,6 +/WK	ATE
	1.4 TSI	92	11.07	PR: 1ZA,1ZE,1LJ					
	1.6 i 16V	75	10.06	PR: 1ZA,1ZE,1LJ					
	1.6 LPG	75	09.09	PR: 1ZA,1ZE,1LJ					
	1.6 TDI		10.09	PR: 1ZA,1ZE,1LJ					
	1.8 TFSI	118	10.06	PR: 1ZA,1ZE,1LJ					
	1.9 TDI		10.06	PR: 1ZA,1ZE,1LJ					
	2.0 FSI	110	10.06	PR: 1ZA,1ZE,1LJ					
	2.0 TDI	125	10.06	PR: 1ZA,1ZE,1LJ					
2.0 TDI		10.06	PR: 1ZA,1ZE,1LJ						
2.0 TDI 4x4		06.07	PR: 1ZA,1ZE,1LJ						
2.0 TFSI 4x4		06.07	PR: 1ZA,1ZE,1LJ						
	1.2 TSI	77	04.10	PR: 1ZF	24.0122-0210.1	422210		280 22,0 19,0 V L +S +B	PD
	1.4 i 16V	63	05.08	PR: 1ZF	24.0322-0210.1	522210		280 22,0 19,0 V L +S +B	PD
	1.4 TSI	92	11.07	PR: 1ZF					
	1.6 i 16V	75	10.06	PR: 1ZF					
	1.6 LPG	75	09.09	PR: 1ZF					
	1.6 TDI		10.09	PR: 1ZF					
	1.8 TFSI	118	10.06	PR: 1ZF					
	1.9 TDI		10.06	PR: 1ZF					
	2.0 FSI	110	10.06	PR: 1ZF					
	2.0 TDI	125	10.06	PR: 1ZF					
2.0 TDI		10.06	PR: 1ZF						
2.0 TDI 4x4		06.07	PR: 1ZF						
2.0 TFSI 4x4		06.07	PR: 1ZF						
	1.2 TSI	77	04.10	PR: 1ZE	24.0125-0145.1	425145		288 25,0 22,0 V L +S +B	PD
	1.4 i 16V	63	05.08	PR: 1ZE	24.0325-0145.1	525145		288 25,0 22,0 V L +S +B	PD
	1.4 TSI	92	11.07	PR: 1ZE					
	1.6 i 16V	75	10.06	PR: 1ZE					
	1.6 LPG	75	09.09	PR: 1ZE					
	1.6 TDI		10.09	PR: 1ZE					
	1.8 TFSI	118	10.06	PR: 1ZE					
	1.9 TDI		10.06	PR: 1ZE					
	2.0 FSI	110	10.06	PR: 1ZE					
	2.0 TDI	125	10.06	PR: 1ZE					
2.0 TDI		10.06	PR: 1ZE						
2.0 TDI 4x4		06.07	PR: 1ZE						
2.0 TFSI 4x4		06.07	PR: 1ZE						
	1.2 TSI	77	04.10	PR: 1LJ,1ZA	24.0125-0158.1	425158		312 25,0 22,0 V L +S +B	PD
	1.4 i 16V	63	05.08	PR: 1LJ,1ZA	24.0325-0158.1	525158		312 25,0 22,0 V L +S +B	PD
	1.4 TSI	92	11.07	PR: 1LJ,1ZA					
	1.6 i 16V	75	10.06	PR: 1LJ,1ZA					
	1.6 LPG	75	09.09	PR: 1LJ,1ZA					
	1.6 TDI		10.09	PR: 1LJ,1ZA					
	1.8 TFSI	118	10.06	PR: 1LJ,1ZA					
	1.9 TDI		10.06	PR: 1LJ,1ZA					
	2.0 FSI	110	10.06	PR: 1LJ,1ZA					
	2.0 TDI	125	10.06	PR: 1LJ,1ZA					
2.0 TDI		10.06	PR: 1LJ,1ZA						
2.0 TDI 4x4		06.07	PR: 1LJ,1ZA						
2.0 TFSI 4x4		06.07	PR: 1LJ,1ZA						
	1.2 TSI	77	04.10		24.0711-5271.3	360301		Radsensor	
	1.4 i 16V	63	05.08		24.0711-5272.3	360302		Radsensor	
	1.4 TSI	92	11.07						
	1.6 i 16V	75	10.06						
	1.6 LPG	75	09.09						
	1.6 TDI		10.09						
	1.8 TFSI	118	10.06						
	1.9 TDI		10.06						
	2.0 FSI	110	10.06						
	2.0 TDI	125	10.06						
2.0 TDI		10.06							
2.0 TDI 4x4		06.07							
2.0 TFSI 4x4		06.07							
	1.2 TSI	77	04.10	PR: 1KD,1KQ,1KZ	13.0460-2820.2	602820		20961 17,2 /S	LUC
	1.4 i 16V	63	05.08	PR: 1KD,1KQ,1KZ	13.0470-2820.2	LD2820		20961 17,2 /S	LUC
	1.4 TSI	92	11.07	PR: 1KD,1KQ,1KZ					
	1.6 i 16V	75	10.06	PR: 1KD,1KQ,1KZ					
	1.6 LPG	75	09.09	PR: 1KD,1KQ,1KZ					
	1.6 TDI		10.09	PR: 1KD,1KQ,1KZ					
1.8 TFSI	118	10.06	PR: 1KD,1KQ,1KZ						
1.9 TDI		10.06	PR: 1KD,1KQ,1KZ						
2.0 FSI	110	10.06	PR: 1KD,1KQ,1KZ						

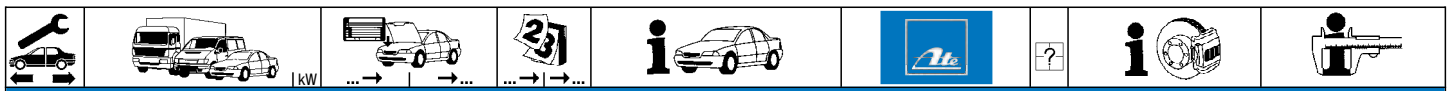
										
SEAT ALTEA XL (5P5) (06-)										
	2.0 TDI		10.06	PR: 1KD,1KQ,1KZ	13.0460-2820.2	602820		20961 17,2 /S	LUC	
	2.0 TDI	125	10.06	PR: 1KD,1KQ,1KZ	13.0470-2820.2	LD2820		20961 17,2 /S	LUC	
	2.0 TDI 4x4		06.07	PR: 1KD,1KQ,1KZ						
	2.0 TFSI 4x4		06.07	PR: 1KD,1KQ,1KZ						
	1.2 TSI	77	04.10	PR: 1KD,1KQ,1KZ	13.0460-2880.2	602880		23914 17,1 /WE/Zub/S	LUC	
	1.4 i 16V	63	05.08	PR: 1KD,1KQ,1KZ	13.0470-2880.2	LD2880		23914 17,1 /WE/Zub/S	LUC	
	1.4 TSI	92	11.07	PR: 1KD,1KQ,1KZ						
	1.6 i 16V	75	10.06	PR: 1KD,1KQ,1KZ						
	1.6 LPG	75	09.09	PR: 1KD,1KQ,1KZ						
	1.6 TDI		10.09	PR: 1KD,1KQ,1KZ						
	1.8 TFSI	118	10.06	PR: 1KD,1KQ,1KZ						
	1.9 TDI		10.06	PR: 1KD,1KQ,1KZ						
	2.0 FSI	110	10.06	PR: 1KD,1KQ,1KZ						
	2.0 TDI		10.06	PR: 1KD,1KQ,1KZ						
	2.0 TDI	125	10.06	PR: 1KD,1KQ,1KZ						
	2.0 TDI 4x4		06.07	PR: 1KD,1KQ,1KZ						
2.0 TFSI 4x4		06.07	PR: 1KD,1KQ,1KZ							
	1.2 TSI	77	04.10	PR: 1KS	13.0460-3858.2	603858		24563 17,7 /Zub/S	BOS	
	1.4 i 16V	63	05.08	PR: 1KS						
	1.4 TSI	92	11.07	PR: 1KS						
	1.6 i 16V	75	10.06	PR: 1KS						
	1.6 LPG	75	09.09	PR: 1KS						
	1.6 TDI		10.09	PR: 1KS						
	1.8 TFSI	118	10.06	PR: 1KS						
	1.9 TDI		10.06	PR: 1KS						
	2.0 FSI	110	10.06	PR: 1KS						
	2.0 TDI		10.06	PR: 1KS						
	2.0 TDI	125	10.06	PR: 1KS						
	2.0 TDI 4x4		06.07	PR: 1KS						
	2.0 TFSI 4x4		06.07	PR: 1KS						
		1.2 TSI	77	04.10	PR: 1KD,1KQ	24.0110-0277.1	410277		253 10,0 8,0 +S +B	
		1.4 i 16V	63	05.08	PR: 1KD,1KQ	24.0310-0277.1	510277		253 10,0 8,0 +S +B PD	
		1.4 TSI	92	11.07	PR: 1KD,1KQ					
1.6 i 16V		75	10.06	PR: 1KD,1KQ						
1.6 LPG		75	09.09	PR: 1KD,1KQ						
1.6 TDI			10.09	PR: 1KD,1KQ						
1.8 TFSI		118	10.06	PR: 1KD,1KQ						
1.9 TDI			10.06	PR: 1KD,1KQ						
2.0 FSI		110	10.06	PR: 1KD,1KQ						
2.0 TDI			10.06	PR: 1KD,1KQ						
2.0 TDI		125	10.06	PR: 1KD,1KQ						
2.0 TDI 4x4			06.07	PR: 1KD,1KQ						
2.0 TFSI 4x4			06.07	PR: 1KD,1KQ						
		1.2 TSI	77	04.10	PR: 1KJ,1KZ	24.0112-0169.1	412169		282 12,0 10,0 +S +B	
		1.4 i 16V	63	05.08	PR: 1KJ,1KZ					
		1.4 TSI	92	11.07	PR: 1KJ,1KZ					
	1.6 i 16V	75	10.06	PR: 1KJ,1KZ						
	1.6 LPG	75	09.09	PR: 1KJ,1KZ						
	1.6 TDI		10.09	PR: 1KJ,1KZ						
	1.8 TFSI	118	10.06	PR: 1KJ,1KZ						
	1.9 TDI		10.06	PR: 1KJ,1KZ						
	2.0 FSI	110	10.06	PR: 1KJ,1KZ						
	2.0 TDI		10.06	PR: 1KJ,1KZ						
	2.0 TDI	125	10.06	PR: 1KJ,1KZ						
	2.0 TDI 4x4		06.07	PR: 1KJ,1KZ						
	2.0 TFSI 4x4		06.07	PR: 1KJ,1KZ						
		1.2 TSI	77	04.10	PR: 1KS	24.0110-0356.1	410356		272 9,7 8,0 +S +B	
		1.4 i 16V	63	05.08	PR: 1KS					
		1.4 TSI	92	11.07	PR: 1KS					
1.6 i 16V		75	10.06	PR: 1KS						
1.6 LPG		75	09.09	PR: 1KS						
1.6 TDI			10.09	PR: 1KS						
1.8 TFSI		118	10.06	PR: 1KS						
1.9 TDI			10.06	PR: 1KS						
2.0 FSI		110	10.06	PR: 1KS						
2.0 TDI			10.06	PR: 1KS						
2.0 TDI		125	10.06	PR: 1KS						
2.0 TDI 4x4			06.07	PR: 1KS						
2.0 TFSI 4x4			06.07	PR: 1KS						
		1.2 TSI	77	04.10		24.0711-6231.3	360305		Radsensor	
		1.4 i 16V	63	05.08		24.0711-6232.3	360306		Radsensor	
1.4 TSI		92	11.07							
1.6 i 16V	75	10.06								
1.6 LPG	75	09.09								
1.6 TDI		10.09								
1.8 TFSI	118	10.06								
1.9 TDI		10.06								
2.0 FSI	110	10.06								
2.0 TDI		10.06								
2.0 TDI	125	10.06								
2.0 TDI 4x4		06.07			24.0711-5271.3	360301		Radsensor		
2.0 TFSI 4x4		06.07			24.0711-5272.3	360302		Radsensor		

SEAT AROSA (6H) (97-05)											
	1.0 i	37		05.97	04.05	13.0460-7100.2	607100			21866 17,2 +	VW
	1.4 i	44		05.97	04.05	13.0470-7100.2	LD7100			21866 17,2 +	ATE
	1.7 SDI	44		11.97	04.05						
	1.4 i 16V	74		10.99	04.05	13.0460-2821.2	602821			21945 16,0 /S	LUC
	1.4 TDI	55		10.99	04.05						
	1.0 i	37		05.97	04.05	24.0110-0232.1	410232			239 9,9 8,0 +S +B	
	1.0 i	37		05.97	04.05	24.0118-0106.1	418106			239 18,0 16,0 V L +S +B	
	1.4 i	44		05.97	04.05	24.0318-0106.1	518106			239 18,0 16,0 V L +S +B PD	
	1.7 SDI	44		11.97	04.05						
	1.4 i 16V	74		10.99	04.05	24.0120-0128.1	420128			256 20,0 18,0 V L +S +B	
	1.4 TDI	55		10.99	04.05	24.0320-0128.1	520128			256 20,0 18,0 V L +S +B PD	
	1.0 i	37		05.97	04.05	24.0711-1361.3	360022				
	1.4 i	44		05.97	04.05	24.0711-1362.3	360023			Radsensor	
	1.4 i 16V	74		10.99	04.05					Radsensor	
	1.4 TDI	55		10.99	04.05						
	1.7 SDI	44		11.97	04.05						
	1.4 i 16V	74		10.99	04.05	13.0460-2894.2	602894			20961 17,4 /Zub/S	LUC
						13.0470-2894.2	LD2894			20961 17,4 /Zub/S	LUC
						13.0460-0072.2	610072			Einbausatz	LUC
	1.4 i 16V	74		10.99	04.05	24.0109-0124.1	409124			232 9,0 7,0 +B	
	1.0 i	37		05.97	04.05	24.0741-1107.3	360042	2		Radsensor	
	1.4 i	44		05.97	04.05						
	1.4 i 16V	74		10.99	04.05						
	1.4 TDI	55		10.99	04.05						
	1.7 SDI	44		11.97	04.05						
	1.0 i	37	6H-X-090000	05.97		03.0137-0126.2	650126			180 x 31 HEB	
	1.4 i	44	6H-X-090000	05.97		03.0137-9008.2	669008			Einbausatz	
	1.4 TDI	55	6H-X-090000	10.99							
	1.7 SDI	44	6H-X-090000	11.97							
	1.0 i	37	6H-X-090001	04.05		03.0137-0268.2	650268			200 x 40 HEB	VW
	1.4 i	44	6H-X-090001	04.05		03.0137-9168.2	669168			Einbausatz	VW
	1.4 TDI	55	6H-X-090001	04.05							
	1.7 SDI	44	6H-X-090001	04.05							
	1.0 i	37	6H-X-090000	05.97		24.0218-0007.1	480003			180/181 x 38,5 - Lager	
	1.4 i	44	6H-X-090000	05.97		24.0218-0707.2	480211			180/181 x 38,5 + Lager	
	1.4 TDI	55	6H-X-090000	10.99							
	1.7 SDI	44	6H-X-090000	11.97							
	1.0 i	37	6H-X-090001	04.05		24.0220-0032.1	480130			200/201,5 x 50,5	
	1.4 i	44	6H-X-090001	04.05							
	1.4 TDI	55	6H-X-090001	04.05							
	1.7 SDI	44	6H-X-090001	04.05							
	1.0 i	37	6H-X-090000	05.97	- ABS	03.0520-0215.3	690215			15,87/180x31 TopKit	VW
	1.4 i	44	6H-X-090000	05.97	- ABS						
	1.4 TDI	55	6H-X-090000	10.99	- ABS						
	1.7 SDI	44	6H-X-090000	11.97	- ABS						
	1.0 i	37	6H-X-090000	05.97	+ ABS	03.0520-3917.3	693917			17,46/180x31 TopKit	VW
	1.4 i	44	6H-X-090000	05.97	+ ABS						
	1.4 TDI	55	6H-X-090000	10.99	+ ABS						
	1.7 SDI	44	6H-X-090000	11.97	+ ABS						
	1.0 i	37	6H-X-090001	04.05	- ABS	03.0520-0415.3	690415			15,87/200x40 TopKit	VW
	1.4 i	44	6H-X-090001	04.05	- ABS						
	1.4 TDI	55	6H-X-090001	04.05	- ABS						
	1.7 SDI	44	6H-X-090001	04.05	- ABS						
	1.0 i	37	6H-X-090001	04.05	+ ABS	03.0420-1517.3	681517			17,46/200x40 Kit	VW
	1.4 i	44	6H-X-090001	04.05	+ ABS	03.0520-1517.3	691517			17,46/200x40 TopKit	VW
	1.4 TDI	55	6H-X-090001	04.05	+ ABS						
	1.7 SDI	44	6H-X-090001	04.05	+ ABS						

SEAT CORDOBA I (93-99)

	1.4 i		6K-TR09920	11.93	- ABS	13.0460-7030.2	607030			20889 17,3 /Zub	VW
	1.4 i		6K-TR09921		- ABS	13.0460-7059.2	607059			20887 17,3 +/Zub	VW
	1.4 i		6K-TR046558	11.93	+ ABS	13.0460-7032.2	607032			20887 19,7 +/Zub	VW
	1.6 i		6K-TR046558	11.93	+ massive Scheiben ¹⁾						
	1.8 i	66	6K-TR046558	11.93	+ massive Scheiben ¹⁾						
	1.9 D		6K-TR046558	11.93	+ massive Scheiben ¹⁾						
	1.9 TD	55	6K-TR046558	11.93	+ massive Scheiben ¹⁾						
	1.4 i		6K-TR046559		12.96 + ABS	13.0460-7072.2	607072			21866 19,7 +	VW
	1.6 i		6K-TR046559		12.96 + massive Scheiben ¹⁾						
	1.8 i	66	6K-TR046559		12.96 + massive Scheiben ¹⁾						
	1.9 D		6K-TR046559		12.96 + massive Scheiben ¹⁾						
	1.9 SDI	47		09.95	12.96 + massive Scheiben ¹⁾						
	1.9 TD	55	6K-TR046559		12.96 + massive Scheiben ¹⁾						
	1.6 i			11.93	12.96 + belüftete Scheiben ²⁾	13.0460-7033.2	607033			20887 15,3 +/Zub	VW
	1.8 i	66		11.93	12.96 + belüftete Scheiben ²⁾						
	1.9 D			11.93	12.96 + belüftete Scheiben ²⁾						
	1.9 SDI	47		09.95	12.96 + belüftete Scheiben ²⁾						
	1.9 TD	55		11.93	12.96 + belüftete Scheiben ²⁾						
	1.8 i 16V	95		02.94	12.96	13.0460-2821.2	602821			21945 16,0 /S	LUC
	2.0 i	85		11.93	12.96						
	1.4 i			01.97	05.99 PR: 1LA	13.0460-7059.2	607059			20887 17,3 +/Zub	VW
	1.6 i			01.97	05.99 PR: 1LA						

¹⁾ + solid discs / + dischi massiccio / + disques massive / + disco macizo
²⁾ + ventilated discs / + dischi ventilati / + disques ventilés / + disco ventilado




















SEAT CORDOBA I (93-99)

	1.6 i 1.7 SDI 1.8 i 1.8 i 16V 1.9 D 1.9 SDI 1.9 TD 1.9 TDI 1.9 TDI 2.0 i	55 44 66 95 47 55 66 81 85		05.97 07.97 01.97 01.97 01.97 01.97 01.97 01.97 03.97 01.97	05.99 05.99 05.99 05.99 05.99 05.99 05.99 05.99 05.99 05.99	PR: 1LA PR: 1LA PR: 1LA PR: 1LA PR: 1LA PR: 1LA PR: 1LA PR: 1LA PR: 1LA PR: 1LA	13.0460-7059.2	607059		20887 17,3 +/Zub	VW
	1.4 i 1.6 i 1.6 i 1.7 SDI 1.8 i 1.8 i 16V 1.9 D 1.9 SDI 1.9 TD 1.9 TDI 1.9 TDI 2.0 i	 55 44 66 95 47 55 66 81 85		01.97 01.97 05.97 07.97 01.97 01.97 01.97 01.97 01.97 01.97 03.97 01.97	05.99 05.99 05.99 05.99 05.99 05.99 05.99 05.99 05.99 05.99 05.99 05.99	PR: 1LM PR: 1LM PR: 1LM PR: 1LM PR: 1LM PR: 1LM PR: 1LM PR: 1LM PR: 1LM PR: 1LM PR: 1LM PR: 1LM	13.0460-7072.2	607072		21866 19,7 +	VW
	1.4 i 1.6 i 1.6 i 1.7 SDI 1.8 i 1.8 i 16V 1.9 D 1.9 SDI 1.9 TD 1.9 TDI 1.9 TDI 2.0 i	 55 44 66 95 47 55 66 81 85		01.97 01.97 05.97 07.97 01.97 01.97 01.97 01.97 01.97 01.97 03.97 01.97	05.99 05.99 05.99 05.99 05.99 05.99 05.99 05.99 05.99 05.99 05.99 05.99	PR: 1LG PR: 1LG PR: 1LG PR: 1LG PR: 1LG PR: 1LG PR: 1LG PR: 1LG PR: 1LG PR: 1LG PR: 1LG PR: 1LG	13.0460-7101.2	607101		21866 15,3 +	VW
	1.4 i 1.6 i 1.6 i 1.7 SDI 1.8 i 1.8 i 16V 1.9 D 1.9 SDI 1.9 TD 1.9 TDI 1.9 TDI 2.0 i	 55 44 66 95 47 55 66 81 85		01.97 01.97 05.97 07.97 01.97 01.97 01.97 01.97 01.97 01.97 03.97 01.97	05.99 05.99 05.99 05.99 05.99 05.99 05.99 05.99 05.99 05.99 05.99 05.99	PR: 1LY,1ZK PR: 1LY,1ZK PR: 1LY,1ZK PR: 1LY,1ZK PR: 1LY,1ZK PR: 1LY,1ZK PR: 1LY,1ZK PR: 1LY,1ZK PR: 1LY,1ZK PR: 1LY,1ZK PR: 1LY,1ZK PR: 1LY,1ZK	13.0460-2821.2	602821		21945 16,0 /S	LUC
	1.4 i 1.6 i 1.6 i 1.7 SDI 1.8 i 1.8 i 16V 1.9 D 1.9 SDI 1.9 TD 1.9 TDI 1.9 TDI 2.0 i 2.0 i 16V	 55 44 66 95 47 55 66 81 85 110		01.97 01.97 05.97 07.97 01.97 01.97 01.97 01.97 01.97 01.97 03.97 01.97 07.96	05.99 05.99 05.99 05.99 05.99 05.99 05.99 05.99 05.99 05.99 05.99 05.99 05.99	PR: 1LV,1LW,1LD PR: 1LV,1LW,1LD PR: 1LV,1LW,1LD PR: 1LV,1LW,1LD PR: 1LV,1LW,1LD PR: 1LV,1LW,1LD PR: 1LV,1LW,1LD PR: 1LV,1LW,1LD PR: 1LV,1LW,1LD PR: 1LV,1LW,1LD PR: 1LV,1LW,1LD PR: 1LV,1LW,1LD PR: 1LV,1LW,1LD	13.0460-2958.2	602958		20168 19,3 /S	LUC
	1.4 i			11.93	12.96	- ABS	24.0110-0151.1 24.0310-0151.1	410151 510151		239 10,0 8,0 +S +B 239 10,0 8,0 +S +B PD	
	1.4 i 1.6 i 1.8 i 1.9 D 1.9 SDI 1.9 TD	 66 47 55		11.93 11.93 11.93 11.93 09.95 11.93	12.96 12.96 12.96 12.96 12.96 12.96	+ ABS + massive Scheiben ¹⁾ + massive Scheiben ¹⁾ + massive Scheiben ¹⁾ + massive Scheiben ¹⁾ + massive Scheiben ¹⁾	24.0112-0106.1 24.0312-0106.1	412106 512106		239 12,0 10,0 +S +B 239 12,0 10,0 +S +B PD	
	1.4 i 1.6 i 1.8 i 1.9 D 1.9 SDI 1.9 TD	 66 47 55		11.93 11.93 11.93 11.93 09.95 11.93	12.96 12.96 12.96 12.96 12.96 12.96	+ ABS + belüftete Scheiben ²⁾ + belüftete Scheiben ²⁾ + belüftete Scheiben ²⁾ + belüftete Scheiben ²⁾ + belüftete Scheiben ²⁾	24.0120-0123.1 24.0320-0123.1	420123 520123		239 20,0 18,0 V L +S +B 239 20,0 18,0 V L +S +B PD	
	1.8 i 16V 2.0 i	95 85		02.94 11.93	12.96 12.96		24.0120-0128.1 24.0320-0128.1	420128 520128		256 20,0 18,0 V L +S +B 256 20,0 18,0 V L +S +B PD	
	1.4 i 1.6 i 1.6 i 1.7 SDI 1.8 i 1.8 i 16V 1.9 D 1.9 SDI 1.9 TD 1.9 TDI 1.9 TDI	 55 44 66 95 47 55 66 81		01.97 01.97 05.97 07.97 01.97 01.97 01.97 01.97 01.97 01.97 03.97	05.99 05.99 05.99 05.99 05.99 05.99 05.99 05.99 05.99 05.99 05.99	PR: 1LA PR: 1LA PR: 1LA PR: 1LA PR: 1LA PR: 1LA PR: 1LA PR: 1LA PR: 1LA PR: 1LA PR: 1LA	24.0110-0151.1 24.0310-0151.1	410151 510151		239 10,0 8,0 +S +B 239 10,0 8,0 +S +B PD	









¹⁾ + solid discs / + dischi massiccio / + disques massive / + disco macizo
²⁾ + ventilated discs / + dischi ventilati / + disques ventilés / + disco ventilado



								
SEAT CORDOBA I (93-99)								
	2.0 i	85		01.97 05.99	PR: 1LA	24.0110-0151.1 410151 24.0310-0151.1 510151		239 10,0 8,0 +S +B 239 10,0 8,0 +S +B PD
	1.4 i			01.97 05.99	PR: 1LM	24.0112-0106.1 412106		239 12,0 10,0 +S +B
	1.6 i			01.97 05.99	PR: 1LM	24.0312-0106.1 512106		239 12,0 10,0 +S +B PD
	1.6 i	55		05.97 05.99	PR: 1LM			
	1.7 SDI	44		07.97 05.99	PR: 1LM			
	1.8 i	66		01.97 05.99	PR: 1LM			
	1.8 i 16V	95		01.97 05.99	PR: 1LM			
	1.9 D			01.97 05.99	PR: 1LM			
	1.9 SDI	47		01.97 05.99	PR: 1LM			
	1.9 TD	55		01.97 05.99	PR: 1LM			
	1.9 TDI	66		01.97 05.99	PR: 1LM			
	1.9 TDI	81		03.97 05.99	PR: 1LM			
	2.0 i	85		01.97 05.99	PR: 1LM			
	1.4 i			01.97 05.99	PR: 1LG	24.0120-0123.1 420123 24.0320-0123.1 520123		239 20,0 18,0 V L +S +B 239 20,0 18,0 V L +S +B PD
	1.6 i			01.97 05.99	PR: 1LG			
	1.6 i	55		05.97 05.99	PR: 1LG			
	1.7 SDI	44		07.97 05.99	PR: 1LG			
	1.8 i	66		01.97 05.99	PR: 1LG			
	1.8 i 16V	95		01.97 05.99	PR: 1LG			
	1.9 D			01.97 05.99	PR: 1LG			
	1.9 SDI	47		01.97 05.99	PR: 1LG			
	1.9 TD	55		01.97 05.99	PR: 1LG			
	1.9 TDI	66		01.97 05.99	PR: 1LG			
	1.9 TDI	81		03.97 05.99	PR: 1LG			
	2.0 i	85		01.97 05.99	PR: 1LG			
	1.4 i			01.97 05.99	PR: 1LY,1ZK	24.0120-0128.1 420128 24.0320-0128.1 520128		256 20,0 18,0 V L +S +B 256 20,0 18,0 V L +S +B PD
	1.6 i			01.97 05.99	PR: 1LY,1ZK			
	1.6 i	55		05.97 05.99	PR: 1LY,1ZK			
	1.7 SDI	44		07.97 05.99	PR: 1LY,1ZK			
	1.8 i	66		01.97 05.99	PR: 1LY,1ZK			
	1.8 i 16V	95		01.97 05.99	PR: 1LY,1ZK			
	1.9 D			01.97 05.99	PR: 1LY,1ZK			
	1.9 SDI	47		01.97 05.99	PR: 1LY,1ZK			
	1.9 TD	55		01.97 05.99	PR: 1LY,1ZK			
	1.9 TDI	66		01.97 05.99	PR: 1LY,1ZK			
	1.9 TDI	81		03.97 05.99	PR: 1LY,1ZK			
	2.0 i	85		01.97 05.99	PR: 1LY,1ZK			
	1.4 i			01.97 05.99	PR: 1LV,1LW,1LD	24.0122-0101.1 422101		280 22,0 20,0 V L +B
	1.6 i			01.97 05.99	PR: 1LV,1LW,1LD			
	1.6 i	55		05.97 05.99	PR: 1LV,1LW,1LD			
	1.7 SDI	44		07.97 05.99	PR: 1LV,1LW,1LD			
	1.8 i	66		01.97 05.99	PR: 1LV,1LW,1LD			
	1.8 i 16V	95		01.97 05.99	PR: 1LV,1LW,1LD			
	1.9 D			01.97 05.99	PR: 1LV,1LW,1LD			
	1.9 SDI	47		01.97 05.99	PR: 1LV,1LW,1LD			
	1.9 TD	55		01.97 05.99	PR: 1LV,1LW,1LD			
	1.9 TDI	66		01.97 05.99	PR: 1LV,1LW,1LD			
	1.9 TDI	81		03.97 05.99	PR: 1LV,1LW,1LD			
	2.0 i	85		01.97 05.99	PR: 1LV,1LW,1LD			
	2.0 i 16V	110		07.96 05.99				
	1.4 i			11.93 05.99		24.0711-1361.3 360022		Radsensor
	1.6 i			11.93 05.99		24.0711-1362.3 360023		Radsensor
	1.6 i	55		05.97 05.99				
	1.7 SDI	44		07.97 05.99				
	1.8 i	66		11.93 05.99				
	1.8 i 16V	95		02.94 05.99				
	1.9 D			11.93 05.99				
	1.9 SDI	47		09.95 05.99				
	1.9 TD	55		11.93 05.99				
	1.9 TDI	66		07.96 05.99				
	1.9 TDI	81		03.97 05.99				
	2.0 i	85		11.93 05.99				
	2.0 i 16V	110		07.96 05.99				
	1.8 i 16V	95	6K-X-289999	02.94		13.0460-2937.2 602937		20961 15,2 /Zub/S LUC
	1.9 TDI	81	6K-X-289999	03.97		13.0460-0419.2 610419		Einbausatz LUC
	2.0 i	85	6K-X-289999	11.93				
	2.0 i 16V	110	6K-X-289999	07.96		13.0460-2984.2 602984 13.0460-0072.2 610072		20961 17,2 /Zub/S LUC Einbausatz LUC
	1.8 i 16V	95	6K-X-290000		05.99	PR: 1KE,1KK,1KQ 13.0460-2894.2 602894		20961 17,4 /Zub/S LUC
	1.9 TDI	81	6K-X-290000		05.99	PR: 1KE,1KK,1KQ 13.0470-2894.2 LD2894		20961 17,4 /Zub/S LUC
	2.0 i	85	6K-X-290000		05.99	PR: 1KE,1KK,1KQ		
	2.0 i 16V	110	6K-X-290000		05.99	PR: 1KE,1KK,1KQ		
	1.8 i 16V	95	6K-X-289999	02.94		24.0110-0111.1 410111		226 10,0 8,0 +B
	1.9 TDI	81	6K-X-289999	03.97		24.0110-0275.2 410275	ohne Sensorring ¹⁾ mit Sensorring ²⁾	226 10,0 8,0
	2.0 i	85	6K-X-289999	11.93				
	2.0 i 16V	110	6K-X-289999	07.96				
	1.8 i 16V	95	6K-X-290000		05.99	PR: 1KE,1KK,1KQ 24.0109-0124.1 409124		232 9,0 7,0 +B
	1.9 TDI	81	6K-X-290000		05.99	PR: 1KE,1KK,1KQ		
	2.0 i	85	6K-X-290000		05.99	PR: 1KE,1KK,1KQ		
	2.0 i 16V	110	6K-X-290000		05.99	PR: 1KE,1KK,1KQ		
	1.4 i			11.93 05.99		24.0741-1108.3 360093	2 	Radsensor L=843
	1.6 i			11.93 05.99				
	1.6 i	55		05.97 05.99				
	1.7 SDI	44		07.97 05.99				
	1.8 i	66		11.93 05.99				

¹⁾ without sensor ring / senza sensori / sans secours ABS / sin anillo sensor ABS

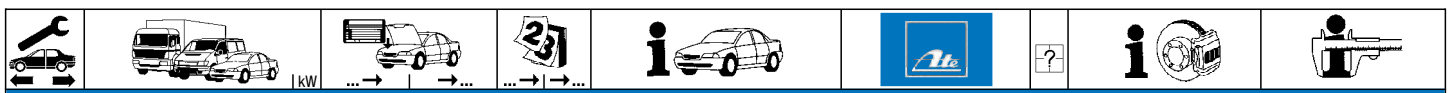
²⁾ with sensor ring / con sensori / avec secours ABS / con anillo sensor ABS

SEAT CORDOBA I (93-99)											
	1.8 i 16V 1.9 D 1.9 SDI 1.9 TD 1.9 TDI 1.9 TDI 2.0 i 2.0 i 16V	95 47 55 66 81 85 110		02.94 11.93 09.95 11.93 07.96 03.97 11.93 07.96	05.99 05.99 05.99 05.99 05.99 05.99 05.99 05.99		24.0741-1108.3	360093	2		Radsensor L=843
	1.4 i 1.6 i 1.4 i 1.6 i 1.8 i 1.9 D 1.9 SDI 1.9 TD 1.9 TDI 1.4 i 1.6 i 1.4 i 1.6 i 1.6 i 1.7 SDI 1.8 i 1.9 D 1.9 SDI 1.9 TD 1.9 TDI	 66 66 47 55 66		11.93 11.93 11.93 11.93 11.93 09.95 11.93 07.96	12.96 12.96 12.96 12.96 12.96 12.96 12.96 12.96 12.96 12.96 12.96 12.96 12.96 12.96 12.96 12.96 12.96 12.96 12.96 12.96 12.96	- ABS - ABS + ABS + ABS PR: 1KA PR: 1KA PR: 1KB,1KM PR: 1KB,1KM PR: 1KB,1KM PR: 1KB,1KM PR: 1KB,1KM PR: 1KB,1KM PR: 1KB,1KM PR: 1KB,1KM PR: 1KB,1KM PR: 1KB,1KM	03.0137-0126.2 03.0137-9008.2 03.0137-0268.2 03.0137-9168.2 03.0137-0126.2 03.0137-9008.2 03.0137-0268.2 03.0137-9168.2	650126 669008 650268 669168 650126 669008 650268 669168		180 x 31 HEB Einbausatz 200 x 40 HEB Einbausatz 180 x 31 HEB Einbausatz 200 x 40 HEB Einbausatz	 VW VW VW VW
	1.4 i 1.6 i 1.4 i 1.6 i 1.6 i 1.7 SDI 1.8 i 1.9 D 1.9 SDI 1.9 TD 1.9 TDI 1.4 i 1.6 i 1.6 i 1.7 SDI 1.8 i 1.9 D 1.9 SDI 1.9 TD 1.9 TDI	 66 66 44 66 66 47 55 66	6K-X-290000 6K-X-290000 6K-X-290000 6K-X-290000 6K-X-290000 6K-X-290000 6K-X-290000 6K-X-290000 6K-X-290000 6K-X-290000 6K-X-290000 6K-X-290001 6K-X-290001 6K-X-290001 6K-X-290001 6K-X-290001 6K-X-290001 6K-X-290001 6K-X-290001 6K-X-290001	11.93 11.93 11.93 07.97 11.93 11.93 09.95 11.93 07.96	+ ABS + ABS + ABS + ABS + ABS + ABS + ABS + ABS + ABS + ABS + ABS + ABS	24.0218-0007.1 24.0218-0707.2 24.0220-0018.1 24.0220-0718.2 24.0220-0032.1	480003 480211 480019 480209 480130			ohne Sensorring ¹⁾ ohne Sensorring ¹⁾	180/181 x 38,5 - Lager 180/181 x 38,5 + Lager 200/201,5 x 50,5 - Lager 200/201,5 x 50,5 + Lager 200/201,5 x 50,5
	1.4 i 1.6 i 1.4 i 1.6 i 1.6 i 1.7 SDI 1.8 i 1.9 D 1.9 SDI 1.9 TD 1.9 TDI	 55 44 66 66 47 55 66		11.93 11.93 11.93 11.93 11.93 07.97 11.93 11.93 09.95 11.93 07.96	- ABS - ABS + ABS + ABS - ABS - ABS + ABS + ABS	03.0420-0617.3 03.0520-3917.3 03.0420-1517.3 03.0520-1517.3	680617 693917 681517 691517		+ Rz GG ²⁾ + Rz ALU ³⁾	17,46/180x31 Kit 17,46/180x31 TopKit 17,46/200x40 Kit 17,46/200x40 TopKit	VW VW VW VW
SEAT CORDOBA II (6K2) (99-02)											
	1.0 1.4 i 1.4 i 16V 1.6 i 1.9 SDI 1.6 i 1.9 TDI 1.8 T 20V 1.9 TDI	37 44 55 74 66 115 81		06.99 06.99 06.99 06.99 06.99 06.99 06.99 07.00 06.99	09.02 09.02 09.02 09.02 09.02 09.02 09.02 09.02 09.02		13.0460-7101.2	607101		21866 15,3 +	VW
	1.0 1.4 i 1.4 i 16V 1.6 i 1.9 SDI 1.6 i 1.9 TDI 1.8 T 20V 1.9 TDI	37 44 55 74 66 115 81		06.99 06.99 06.99 06.99 06.99 06.99 06.99 07.00 06.99	09.02 09.02 09.02 09.02 09.02 09.02 09.02 09.02 09.02		24.0120-0123.1 24.0320-0123.1	420123 520123		239 20,0 18,0 V L +S +B 239 20,0 18,0 V L +S +B PD	
	1.0 1.4 i 1.4 i 16V 1.6 i 1.8 T 20V 1.9 TDI	37 44 55 115 81		06.99 06.99 06.99 06.99 07.00 06.99	09.02 09.02 09.02 09.02 09.02 09.02		24.0120-0128.1 24.0320-0128.1	420128 520128		256 20,0 18,0 V L +S +B 256 20,0 18,0 V L +S +B PD	
	1.0 1.4 i 1.4 i 16V 1.6 i 1.8 T 20V 1.9 SDI	37 44 55 115		06.99 06.99 06.99 06.99 07.00 06.99	09.02 09.02 09.02 09.02 09.02 09.02		24.0711-1361.3 24.0711-1362.3	360022 360023		Radsensor Radsensor	

¹⁾ without sensor ring / senza sensori / sans secours ABS / sin anillo sensor ABS

²⁾ + WC cast iron / + CR ghisa / + CR fonte grise / + CR fundición de gris

³⁾ + WC aluminium / + CR alluminio / + CR aluminium / + CR aluminio

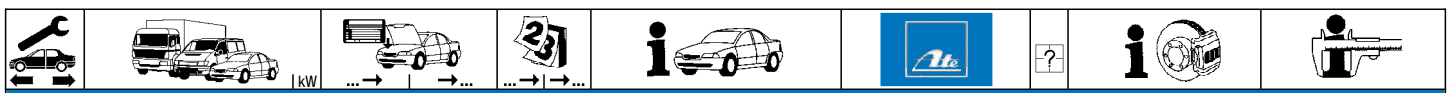


SEAT CORDOBA II (6K2) (99-02)

	1.9 TDI 1.9 TDI	66 81		06.99 06.99	09.02 09.02		24.0711-1361.3 24.0711-1362.3	360022 360023			Radsensor Radsensor
	1.8 T 20V 1.9 TDI	115 81		07.00 06.99	09.02 09.02		13.0460-2894.2 13.0470-2894.2 13.0460-0072.2	602894 LD2894 610072			20961 17,4 /Zub/S 20961 17,4 /Zub/S Einbausatz LUC LUC
	1.8 T 20V 1.9 TDI	115 81		07.00 06.99	09.02 09.02		24.0109-0124.1	409124			232 9,0 7,0 +B
	1.0 1.4 i 1.4 i 16V 1.6 i 1.8 T 20V 1.9 SDI 1.9 TDI 1.9 TDI	37 44 115 66 81		06.99 06.99 06.99 06.99 07.00 06.99 06.99 06.99	09.02 09.02 09.02 09.02 09.02 09.02 09.02 09.02		24.0741-1108.3	360093	2		Radsensor L=843
	1.0 1.4 i 1.4 i 16V 1.6 i 1.9 SDI 1.9 TDI	37 44 66		06.99 06.99 06.99 06.99 06.99 06.99	09.02 09.02 09.02 09.02 09.02 09.02		03.0137-0268.2 03.0137-9168.2	650268 669168			200 x 40 HEB Einbausatz VW VW
	1.0 1.4 i 1.4 i 16V 1.6 i 1.9 SDI 1.9 TDI	37 44 66		06.99 06.99 06.99 06.99 06.99 06.99	09.02 09.02 09.02 09.02 09.02 09.02		24.0220-0032.1	480130			200/201,5 x 50,5
	1.0 1.4 i 1.4 i 16V 1.6 i 1.9 SDI 1.9 TDI	37 44 55 66		06.99 06.99 06.99 06.99 06.99 06.99	09.02 09.02 09.02 09.02 09.02 09.02		03.0520-1517.3	691517			17,46/200x40 TopKit VW

SEAT CORDOBA III (6L2) (02-09)

	1.2 i 1.4 i 16V 1.4 i 16V 1.4 TDI 1.6 i 16V 1.9 SDI 1.9 TDI 1.9 TDI 2.0 i 16V	47 74 74 47 74 96 85		10.02 10.02 10.02 02.03 10.02 10.02 10.02 10.02	06.09 06.09 06.09 06.09 06.09 06.09 06.09 06.09	PR: 1LQ,1ZF PR: 1LQ,1ZF PR: 1LQ,1ZF PR: 1LQ,1ZF PR: 1LQ,1ZF PR: 1LQ,1ZF PR: 1LQ,1ZF PR: 1LQ,1ZF	13.0460-7111.2 13.0470-7111.2	607111 LD7111			23130 19,6 + 23130 19,6 + VW VW
	1.2 i 1.4 i 16V 1.4 i 16V 1.4 TDI 1.6 i 16V 1.9 SDI 1.9 TDI 1.9 TDI 2.0 i 16V	47 74 74 47 74 96 85		10.02 10.02 10.02 02.03 10.02 10.02 10.02 10.02	06.09 06.09 06.09 06.09 06.09 06.09 06.09 06.09	PR: 1LN,1ZH PR: 1LN,1ZH PR: 1LN,1ZH PR: 1LN,1ZH PR: 1LN,1ZH PR: 1LN,1ZH PR: 1LN,1ZH PR: 1LN,1ZH	13.0460-2883.2 13.0460-2884.2 13.0470-2884.2	602883 602884 LD2884			23581 18,8 /S 23843 18,8 +/WK/S 23843 18,8 +/WK/S LUC LUC LUC
	1.2 i 1.4 i 16V 1.4 i 16V 1.4 TDI 1.6 i 16V 1.9 SDI 1.9 TDI 1.9 TDI 2.0 i 16V	47 74 74 47 74 96 85		10.02 10.02 10.02 02.03 10.02 10.02 10.02 10.02	06.09 06.09 06.09 06.09 06.09 06.09 06.09 06.09	PR: 1LQ,1ZF PR: 1LQ,1ZF PR: 1LQ,1ZF PR: 1LQ,1ZF PR: 1LQ,1ZF PR: 1LQ,1ZF PR: 1LQ,1ZF PR: 1LQ,1ZF	24.0122-0151.1 24.0322-0151.1	422151 522151			256 22,0 19,0 V L +S +B 256 22,0 19,0 V L +S +B PD
	1.2 i 1.4 i 16V 1.4 i 16V 1.4 TDI 1.6 i 16V 1.9 SDI 1.9 TDI 1.9 TDI 2.0 i 16V	47 74 74 47 74 96 85		10.02 10.02 10.02 02.03 10.02 10.02 10.02 10.02	06.09 06.09 06.09 06.09 06.09 06.09 06.09 06.09	PR: 1LN,1ZH PR: 1LN,1ZH PR: 1LN,1ZH PR: 1LN,1ZH PR: 1LN,1ZH PR: 1LN,1ZH PR: 1LN,1ZH PR: 1LN,1ZH	24.0125-0113.1 24.0325-0113.1	425113 525113			288 25,0 22,0 V L +S +B 288 25,0 22,0 V L +S +B PD
	1.2 i 1.4 i 16V 1.4 i 16V 1.4 TDI 1.6 i 16V 1.9 SDI 1.9 TDI 1.9 TDI 2.0 i 16V	47 74 74 47 74 96 85		10.02 10.02 10.02 02.03 10.02 10.02 10.02 10.02	06.09 06.09 06.09 06.09 06.09 06.09 06.09 06.09		24.0711-5273.3 24.0711-5274.3	360303 360304			Radsensor Radsensor



SEAT CORDOBA III (6L2) (02-09)

	1.2 i	47		10.02	06.09	13.0460-2894.2	602894		20961 17,4 /Zub/S	LUC
	1.4 i 16V			10.02	06.09	13.0470-2894.2	LD2894		20961 17,4 /Zub/S	LUC
	1.4 i 16V	74		10.02	06.09	13.0460-2864.2	602864		20961 17,4 /S	LUC
	1.4 TDI			10.02	06.09	13.0460-2877.2	602877		23554 17,2 +/WK/S	LUC
	1.6 i 16V			02.03	06.09	13.0470-2877.2	LD2877		23554 17,2 +/WK/S	LUC
	1.9 SDI	47		10.02	06.09	13.0460-0072.2	610072		Einbausatz	LUC
	1.9 TDI	74		10.02	06.09					
	1.9 TDI	96		10.02	06.09					
	2.0 i 16V	85		10.02	06.09					
	1.2 i	47		10.02	06.09	24.0109-0123.1	409123		230 9,0 7,0 +S +B	
	1.4 i 16V			10.02	06.09	24.0309-0123.1	509123		230 9,0 7,0 +S +B PD	
	1.4 i 16V	74		10.02	06.09					
	1.4 TDI			10.02	06.09					
	1.6 i 16V			02.03	06.09					
	1.9 SDI	47		10.02	06.09					
	1.9 TDI	74		10.02	06.09					
	1.9 TDI	96		10.02	06.09					
	2.0 i 16V	85		10.02	06.09					
	1.2 i	47		10.02	06.09	24.0711-6233.3	360315		Radsensor	
	1.4 i 16V			10.02	06.09	24.0711-6234.3	360316		Radsensor	
	1.4 i 16V	74		10.02	06.09					
	1.4 TDI			10.02	06.09					
	1.6 i 16V			02.03	06.09					
	1.9 SDI	47		10.02	06.09					
	1.9 TDI	74		10.02	06.09					
	1.9 TDI	96		10.02	06.09					
	2.0 i 16V	85		10.02	06.09					
	1.2 i	47		10.02	06.09	03.0137-0268.2	650268		200 x 40 HEB	VW
	1.4 i 16V			10.02	06.09	03.0137-9168.2	669168		Einbausatz	VW
	1.4 i 16V	74		10.02	06.09					
	1.4 TDI			10.02	06.09					
	1.6 i 16V			02.03	06.09					
	1.9 SDI	47		10.02	06.09					
	1.9 TDI	74		10.02	06.09					
	1.9 TDI	96		10.02	06.09					
	2.0 i 16V	85		10.02	06.09					
	1.2 i	47		10.02	06.09	24.0220-0037.1	480161		200/201,5 x 50,5	
	1.4 i 16V			10.02	06.09					
	1.4 i 16V	74		10.02	06.09					
	1.4 TDI			10.02	06.09					
	1.6 i 16V			02.03	06.09					
	1.9 SDI	47		10.02	06.09					
	1.9 TDI	74		10.02	06.09					
	1.9 TDI	96		10.02	06.09					
	2.0 i 16V	85		10.02	06.09					

SEAT EXEO / ST (09-13)

	1.6	75		04.09	06.13	PR: 1LA	13.0460-7201.2	607201		23763 20,3 +/WK	ATE
	1.8 T	110		04.09	06.13	PR: 1LA	13.0470-7201.2	LD7201		23763 20,3 +/WK	ATE
	1.8 TSI	88		09.10	06.13	PR: 1LA					
	1.8 TSI	118		05.10	06.13	PR: 1LA					
	2.0 TDI	88		04.09	06.13	PR: 1LA					
	2.0 TDI	105		04.09	06.13	PR: 1LA					
	2.0 TDI	125		04.09	06.13	PR: 1LA					
	2.0 TFSI			04.09	06.13	PR: 1LA					
	2.0 TFSI			04.09	06.13	PR: 1LA					
	1.6	75		04.09	06.13	PR: 1LB,1LT	13.0460-7110.2	607110		23018 20,3 +/WK	ATE
	1.8 T	110		04.09	06.13	PR: 1LB,1LT	13.0470-7110.2	LD7110		23018 20,3 +/WK	ATE
	1.8 TSI	88		09.10	06.13	PR: 1LB,1LT					
	1.8 TSI	118		05.10	06.13	PR: 1LB,1LT					
	2.0 TDI	88		04.09	06.13	PR: 1LB,1LT					
	2.0 TDI	105		04.09	06.13	PR: 1LB,1LT					
	2.0 TDI	125		04.09	06.13	PR: 1LB,1LT					
	2.0 TFSI			04.09	06.13	PR: 1LB,1LT					
	2.0 TFSI			04.09	06.13	PR: 1LB,1LT					
	1.6	75		04.09	06.13	PR: 1LZ	13.0460-2837.2	602837		21945 19,6 +/WK/S	LUC
	1.8 T	110		04.09	06.13	PR: 1LZ	13.0470-2837.2	LD2837		21945 19,6 +/WK/S	LUC
	1.8 TSI	88		09.10	06.13	PR: 1LZ					
	1.8 TSI	118		05.10	06.13	PR: 1LZ					
	2.0 TDI	88		04.09	06.13	PR: 1LZ					
	2.0 TDI	105		04.09	06.13	PR: 1LZ					
	2.0 TDI	125		04.09	06.13	PR: 1LZ					
	2.0 TFSI			04.09	06.13	PR: 1LZ					
	2.0 TFSI			04.09	06.13	PR: 1LZ					
	1.6	75		04.09	06.13	PR: 1LA	24.0130-0113.1	430113		320 30,0 28,0 V L +B	
	1.8 T	110		04.09	06.13	PR: 1LA					
	1.8 TSI	88		09.10	06.13	PR: 1LA					
	1.8 TSI	118		05.10	06.13	PR: 1LA					
	2.0 TDI	88		04.09	06.13	PR: 1LA					
	2.0 TDI	105		04.09	06.13	PR: 1LA					
	2.0 TDI	125		04.09	06.13	PR: 1LA					
	2.0 TFSI			04.09	06.13	PR: 1LA					
	2.0 TFSI			04.09	06.13	PR: 1LA					
	1.6	75		04.09	06.13	PR: 1LB	24.0125-0105.1	425105		288 25,0 23,0 V L +B	
	1.8 T	110		04.09	06.13	PR: 1LB					
	1.8 TSI	88		09.10	06.13	PR: 1LB					
	1.8 TSI	118		05.10	06.13	PR: 1LB					
	2.0 TDI	88		04.09	06.13	PR: 1LB					
	2.0 TDI	105		04.09	06.13	PR: 1LB					
	2.0 TDI	125		04.09	06.13	PR: 1LB					
	2.0 TFSI			04.09	06.13	PR: 1LB					
	2.0 TFSI			04.09	06.13	PR: 1LB					







SEAT EXEO / ST (09-13)

	2.0 TFSI			04.09	06.13	PR: 1LB	24.0125-0105.1	425105		288 25,0 23,0 V L +B
	1.6	75		04.09	06.13	PR: 1LT	24.0125-0137.1	425137		312 25,0 23,0 V L +B
	1.8 T	110		04.09	06.13	PR: 1LT				
	1.8 TSI	88		09.10	06.13	PR: 1LT				
	1.8 TSI	118		05.10	06.13	PR: 1LT				
	2.0 TDI	88		04.09	06.13	PR: 1LT				
	2.0 TDI	105		04.09	06.13	PR: 1LT				
	2.0 TDI	125		04.09	06.13	PR: 1LT				
	2.0 TFSI			04.09	06.13	PR: 1LT				
	1.6	75		04.09	06.13	PR: 1LZ	24.0122-0152.1	422152		280 22,0 20,0 V L +B
	1.8 T	110		04.09	06.13	PR: 1LZ				
	1.8 TSI	88		09.10	06.13	PR: 1LZ				
	1.8 TSI	118		05.10	06.13	PR: 1LZ				
	2.0 TDI	88		04.09	06.13	PR: 1LZ				
	2.0 TDI	105		04.09	06.13	PR: 1LZ				
	2.0 TDI	125		04.09	06.13	PR: 1LZ				
	2.0 TFSI			04.09	06.13	PR: 1LZ				
	1.6	75		04.09	06.13	PR: 1KD,1KP	13.0460-2886.2	602886		20961 16,2 /S LUC
	1.8 T	110		04.09	06.13	PR: 1KD,1KP	13.0470-2886.2	LD2886		20961 16,2 /S LUC
	1.8 TSI	88		09.10	06.13	PR: 1KD,1KP				
	1.8 TSI	118		05.10	06.13	PR: 1KD,1KP				
	2.0 TDI	88		04.09	06.13	PR: 1KD,1KP				
	2.0 TDI	105		04.09	06.13	PR: 1KD,1KP				
	2.0 TDI	125		04.09	06.13	PR: 1KD,1KP				
	2.0 TFSI			04.09	06.13	PR: 1KD,1KP				
	1.6	75		04.09	06.13	PR: 1KW	13.0460-2880.2	602880		23914 17,1 /WE/Zub/S LUC
	1.8 T	110		04.09	06.13	PR: 1KW	13.0470-2880.2	LD2880		23914 17,1 /WE/Zub/S LUC
	1.8 TSI	88		09.10	06.13	PR: 1KW				
	1.8 TSI	118		05.10	06.13	PR: 1KW				
	2.0 TDI	88		04.09	06.13	PR: 1KW				
	2.0 TDI	105		04.09	06.13	PR: 1KW				
	2.0 TDI	125		04.09	06.13	PR: 1KW				
	2.0 TFSI			04.09	06.13	PR: 1KW				
	1.6	75		04.09	06.13	PR: 1KD	24.0110-0261.1	410261		245 10,0 8,0 +B
	1.8 T	110		04.09	06.13	PR: 1KD				
	1.8 TSI	88		09.10	06.13	PR: 1KD				
	1.8 TSI	118		05.10	06.13	PR: 1KD				
	2.0 TDI	88		04.09	06.13	PR: 1KD				
	2.0 TDI	105		04.09	06.13	PR: 1KD				
	2.0 TDI	125		04.09	06.13	PR: 1KD				
	2.0 TFSI			04.09	06.13	PR: 1KD				
	1.6	75		04.09	06.13	PR: 1KP	24.0112-0148.1	412148		255 12,0 10,0 +B
	1.8 T	110		04.09	06.13	PR: 1KP				
	1.8 TSI	88		09.10	06.13	PR: 1KP				
	1.8 TSI	118		05.10	06.13	PR: 1KP				
	2.0 TDI	88		04.09	06.13	PR: 1KP				
	2.0 TDI	105		04.09	06.13	PR: 1KP				
	2.0 TDI	125		04.09	06.13	PR: 1KP				
	2.0 TFSI			04.09	06.13	PR: 1KP				
	1.6	75		04.09	06.13	PR: 1KW	24.0112-0166.1	412166		288 12,0 10,0 +B
	1.8 T	110		04.09	06.13	PR: 1KW				
	1.8 TSI	88		09.10	06.13	PR: 1KW				
	1.8 TSI	118		05.10	06.13	PR: 1KW				
	2.0 TDI	88		04.09	06.13	PR: 1KW				
	2.0 TDI	105		04.09	06.13	PR: 1KW				
	2.0 TDI	125		04.09	06.13	PR: 1KW				
	2.0 TFSI			04.09	06.13	PR: 1KW				

SEAT IBIZA I (85-92)



















	0.9			11.86	01.93		13.0460-3939.2	603939		20775 18,0 /WE BDX
	1.2			05.85	01.93		13.0460-3940.2	603940		20775 18,0 /WK BDX
	1.5			05.85	01.93		13.0460-0410.2	610410		Einbausatz BDX
	1.5 i			04.88	01.93					
	1.7 D			05.85	01.93					
	1.7 i			01.92	01.93					
	0.9			11.86	01.93		24.0111-0130.1	411130		227 10,8 9,0 +B
	1.2			05.85	01.93					
	1.5	63		05.85	01.93					
	1.7 D			05.85	01.93					
	1.5 i	66		04.88	01.93		24.0111-0129.1	411129		251 11,0 9,5
	1.5 i	74		04.88	01.93		24.0120-0157.1	420157		251 20,0 18,0 V
	1.7 i			01.92	01.93					
	0.9			11.86	01.93		03.0137-0015.2	650015		185 x 31 AUT FI
	1.2			05.85	01.93		03.0137-9021.2	669021		Einbausatz FI
	1.5			05.85	01.93					
	1.5 i			04.88	01.93					
	1.7 D			05.85	01.93					
	1.7 i			01.92	01.93					
	0.9			11.86	01.93		24.0218-5001.1	480012		185/186,8 x 36,5
	1.2			05.85	01.93					
	1.5			05.85	01.93					
	1.5 i			04.88	01.93					
	1.7 D			05.85	01.93					
	1.7 i			01.92	01.93					

SEAT IBIZA I (85-92)		SEAT IBIZA II (93-99)					
	0.9 1.2 1.5 1.5 i 1.7 D 1.7 i		11.86 01.93 05.85 01.93 05.85 01.93 04.88 01.93 05.85 01.93 01.92 01.93	03.0420-0917.3 680917		17,46/185x31 Kit	FI
	1.0 i 1.3 i 1.4 i		02.93 12.96 - ABS 02.93 12.96 - ABS 09.93 12.96 - ABS	13.0460-7030.2 607030		20889 17,3 /Zub	VW
	1.0 i 1.3 i 1.4 i 1.6 i 1.8 i 1.9 D 1.9 TD	6K-ZR003620 6K-ZR003611 6K-ZR003513	02.93 12.96 + ABS 02.93 12.96 + ABS 09.93 12.96 + ABS 02.93 12.96	13.0460-7032.2 607032		20887 19,7 +/Zub	VW
	1.8 i 1.9 D 1.9 TD	6K-ZR003621 6K-ZR003612 6K-ZR003514	12.96 12.96 12.96	13.0460-7033.2 607033 13.0460-7101.2 607101		20887 15,3 +/Zub 21866 15,3 +	VW VW
	1.6 i 1.8 i 1.8 i 16V 2.0 i 2.0 i 16V Cupra 2		02.93 12.96 02.93 12.96 02.94 12.96 02.93 12.96 07.96 12.96	13.0460-2957.2 602957		20168 16,0 /S	LUC
	1.0 i 1.3 i 1.4 i 1.4 i 16V 1.6 i 1.7 SDI 1.8 i 1.8 i 16V 1.9 D 1.9 SDI 1.9 TD 1.9 TDI 1.9 TDI 2.0 i 2.0 i 16V Cupra 2	74 66 81	01.97 07.99 PR: 1LA 01.97 07.99 PR: 1LA 01.97 07.99 PR: 1LA 01.97 07.99 PR: 1LA 01.97 07.99 PR: 1LA 07.97 07.99 PR: 1LA 01.97 07.99 PR: 1LA 01.97 07.99 PR: 1LA 09.95 07.99 PR: 1LA 01.97 07.99 PR: 1LA 07.96 07.99 PR: 1LA 03.97 07.99 PR: 1LA 01.97 07.99 PR: 1LA 01.97 07.99 PR: 1LA	13.0460-7059.2 607059		20887 17,3 +/Zub	VW
	1.0 i 1.3 i 1.4 i 1.4 i 16V 1.6 i 1.7 SDI 1.8 i 1.8 i 16V 1.9 D 1.9 SDI 1.9 TD 1.9 TDI 1.9 TDI 2.0 i 2.0 i 16V Cupra 2	74 66 81	01.97 07.99 PR: 1LG 01.97 07.99 PR: 1LG 01.97 07.99 PR: 1LG 01.97 07.99 PR: 1LG 01.97 07.99 PR: 1LG 07.97 07.99 PR: 1LG 01.97 07.99 PR: 1LG 01.97 07.99 PR: 1LG 09.95 07.99 PR: 1LG 01.97 07.99 PR: 1LG 07.96 07.99 PR: 1LG 03.97 07.99 PR: 1LG 01.97 07.99 PR: 1LG 01.97 07.99 PR: 1LG	13.0460-7101.2 607101		21866 15,3 +	VW
	1.0 i 1.3 i 1.4 i 1.4 i 16V 1.6 i 1.7 SDI 1.8 i 1.8 i 16V 1.9 D 1.9 SDI 1.9 TD 1.9 TDI 1.9 TDI 2.0 i 2.0 i 16V Cupra 2	74 66 81	01.97 07.99 PR: 1LM 01.97 07.99 PR: 1LM 01.97 07.99 PR: 1LM 01.97 07.99 PR: 1LM 01.97 07.99 PR: 1LM 07.97 07.99 PR: 1LM 01.97 07.99 PR: 1LM 01.97 07.99 PR: 1LM 09.95 07.99 PR: 1LM 01.97 07.99 PR: 1LM 07.96 07.99 PR: 1LM 03.97 07.99 PR: 1LM 01.97 07.99 PR: 1LM 01.97 07.99 PR: 1LM	13.0460-7072.2 607072		21866 19,7 +	VW
	1.0 i 1.3 i 1.4 i 1.4 i 16V 1.6 i 1.7 SDI 1.8 i 1.8 i 16V 1.9 D 1.9 SDI 1.9 TD 1.9 TDI 1.9 TDI 2.0 i 2.0 i 16V Cupra 2	74 66 81	01.97 07.99 PR: 1LY,1ZK 01.97 07.99 PR: 1LY,1ZK 01.97 07.99 PR: 1LY,1ZK 01.97 07.99 PR: 1LY,1ZK 01.97 07.99 PR: 1LY,1ZK 07.97 07.99 PR: 1LY,1ZK 01.97 07.99 PR: 1LY,1ZK 01.97 07.99 PR: 1LY,1ZK 01.97 07.99 PR: 1LY,1ZK 09.95 07.99 PR: 1LY,1ZK 01.97 07.99 PR: 1LY,1ZK 07.96 07.99 PR: 1LY,1ZK 03.97 07.99 PR: 1LY,1ZK 01.97 07.99 PR: 1LY,1ZK 01.97 07.99 PR: 1LY,1ZK	13.0460-2821.2 602821		21945 16,0 /S	LUC

















SEAT IBIZA II (93-99)

	1.0 i	74		01.97	07.99	PR: 1LD,1LV,1LW	13.0460-2958.2	602958		20168 19,3/S	LUC
	1.3 i			01.97	07.99	PR: 1LD,1LV,1LW					
	1.4 i			01.97	07.99	PR: 1LD,1LV,1LW					
	1.4 i 16V			01.97	07.99	PR: 1LD,1LV,1LW					
	1.6 i			01.97	07.99	PR: 1LD,1LV,1LW					
	1.7 SDI			07.97	07.99	PR: 1LD,1LV,1LW					
	1.8 i			01.97	07.99	PR: 1LD,1LV,1LW					
	1.8 i 16V			01.97	07.99	PR: 1LD,1LV,1LW					
	1.9 D			01.97	07.99	PR: 1LD,1LV,1LW					
	1.9 SDI			09.95	07.99	PR: 1LD,1LV,1LW					
	1.9 TD			01.97	07.99	PR: 1LD,1LV,1LW					
	1.9 TDI			07.96	07.99	PR: 1LD,1LV,1LW					
	1.9 TDI			81	03.97	07.99					
2.0 i	01.97	07.99	PR: 1LD,1LV,1LW								
2.0 i 16V Cupra 2	01.97	07.99	PR: 1LD,1LV,1LW								
	1.0 i	74		02.93	07.99	PR: 1LA	24.0110-0151.1	410151		239 10,0 8,0 +S +B	239 10,0 8,0 +S +B PD
	1.3 i			02.93	07.99	PR: 1LA					
	1.4 i			09.93	07.99	PR: 1LA					
	1.4 i 16V			09.96	07.99	PR: 1LA					
	1.6 i			02.93	07.99	PR: 1LA					
	1.7 SDI			07.97	07.99	PR: 1LA					
	1.8 i			02.93	07.99	PR: 1LA					
	1.8 i 16V			02.94	07.99	PR: 1LA					
	1.9 D			02.93	07.99	PR: 1LA					
	1.9 SDI			09.95	07.99	PR: 1LA					
	1.9 TD			02.93	07.99	PR: 1LA					
	1.9 TDI			07.96	07.99	PR: 1LA					
	1.9 TDI			81	03.97	07.99					
2.0 i	02.93	07.99	PR: 1LA								
2.0 i 16V Cupra 2	07.96	07.99	PR: 1LA								
	1.0 i	74		02.93	07.99	PR: 1LG	24.0120-0123.1	420123		239 20,0 18,0 VL +S +B	239 20,0 18,0 VL +S +B PD
	1.3 i			02.93	07.99	PR: 1LG					
	1.4 i			09.93	07.99	PR: 1LG					
	1.4 i 16V			09.96	07.99	PR: 1LG					
	1.6 i			02.93	07.99	PR: 1LG					
	1.7 SDI			07.97	07.99	PR: 1LG					
	1.8 i			02.93	07.99	PR: 1LG					
	1.8 i 16V			02.94	07.99	PR: 1LG					
	1.9 D			02.93	07.99	PR: 1LG					
	1.9 SDI			09.95	07.99	PR: 1LG					
	1.9 TD			02.93	07.99	PR: 1LG					
	1.9 TDI			07.96	07.99	PR: 1LG					
	1.9 TDI			81	03.97	07.99					
2.0 i	02.93	07.99	PR: 1LG								
2.0 i 16V Cupra 2	07.96	07.99	PR: 1LG								
	1.0 i	74		01.97	07.99	PR: 1LM	24.0120-0123.1	420123		239 20,0 18,0 VL +S +B	239 20,0 18,0 VL +S +B PD
	1.3 i			01.97	07.99	PR: 1LM					
	1.4 i			01.97	07.99	PR: 1LM					
	1.4 i 16V			01.97	07.99	PR: 1LM					
	1.6 i			01.97	07.99	PR: 1LM					
	1.7 SDI			07.97	07.99	PR: 1LM					
	1.8 i			01.97	07.99	PR: 1LM					
	1.8 i 16V			01.97	07.99	PR: 1LM					
	1.9 D			01.97	07.99	PR: 1LM					
	1.9 SDI			09.95	07.99	PR: 1LM					
	1.9 TD			01.97	07.99	PR: 1LM					
	1.9 TDI			07.96	07.99	PR: 1LM					
	1.9 TDI			81	03.97	07.99					
2.0 i	01.97	07.99	PR: 1LM								
2.0 i 16V Cupra 2	01.97	07.99	PR: 1LM								
	1.0 i	74		01.97	07.99	PR: 1LY,1ZK	24.0120-0128.1	420128		256 20,0 18,0 VL +S +B	256 20,0 18,0 VL +S +B PD
	1.3 i			01.97	07.99	PR: 1LY,1ZK					
	1.4 i			01.97	07.99	PR: 1LY,1ZK					
	1.4 i 16V			01.97	07.99	PR: 1LY,1ZK					
	1.6 i			01.97	07.99	PR: 1LY,1ZK					
	1.7 SDI			07.97	07.99	PR: 1LY,1ZK					
	1.8 i			01.97	07.99	PR: 1LY,1ZK					
	1.8 i 16V			01.97	07.99	PR: 1LY,1ZK					
	1.9 D			01.97	07.99	PR: 1LY,1ZK					
	1.9 SDI			09.95	07.99	PR: 1LY,1ZK					
	1.9 TD			01.97	07.99	PR: 1LY,1ZK					
	1.9 TDI			07.96	07.99	PR: 1LY,1ZK					
	1.9 TDI			81	03.97	07.99					
2.0 i	01.97	07.99	PR: 1LY,1ZK								
2.0 i 16V Cupra 2	01.97	07.99	PR: 1LY,1ZK								
	1.0 i	74		01.97	07.99	PR: 1LD,1LV,1LW	24.0122-0101.1	422101		280 22,0 20,0 VL +B	
	1.3 i			01.97	07.99	PR: 1LD,1LV,1LW					
	1.4 i			01.97	07.99	PR: 1LD,1LV,1LW					
	1.4 i 16V			01.97	07.99	PR: 1LD,1LV,1LW					
	1.6 i			01.97	07.99	PR: 1LD,1LV,1LW					
	1.7 SDI			07.97	07.99	PR: 1LD,1LV,1LW					
	1.8 i			01.97	07.99	PR: 1LD,1LV,1LW					
	1.8 i 16V			01.97	07.99	PR: 1LD,1LV,1LW					
	1.9 D			01.97	07.99	PR: 1LD,1LV,1LW					
	1.9 SDI			09.95	07.99	PR: 1LD,1LV,1LW					
	1.9 TD			01.97	07.99	PR: 1LD,1LV,1LW					
	1.9 TDI			07.96	07.99	PR: 1LD,1LV,1LW					
	1.9 TDI			66	07.96	07.99					

									
SEAT IBIZA II (93-99)									
	1.9 TDI 2.0 i 2.0 i 16V Cupra 2	81		03.97 07.99 01.97 07.99 01.97 07.99	PR: 1LD,1LV,1LW PR: 1LD,1LV,1LW PR: 1LD,1LV,1LW	24.0122-0101.1	422101	280 22,0 20,0 V L +B	
	1.0 i 1.3 i 1.4 i 1.4 i 16V 1.6 i 1.7 SDI 1.8 i 1.8 i 16V 1.9 D 1.9 SDI 1.9 TD 1.9 TDI 1.9 TDI 2.0 i 2.0 i 16V Cupra 2	74		02.93 07.99 02.93 07.99 09.93 07.99 09.96 07.99 02.93 07.99 07.97 07.99 02.93 07.99 02.94 07.99 02.93 07.99 09.95 07.99 02.93 07.99 07.96 07.99 03.97 07.99 02.93 07.99 07.96 07.99		24.0711-1361.3 24.0711-1362.3	360022 360023	 	Radsensor Radsensor
	1.8 i 16V 1.9 TDI 2.0 i 2.0 i 16V Cupra 2	81		02.94 07.99 03.97 07.99 02.93 07.99 07.96 07.99		13.0460-2937.2 13.0460-0419.2	602937 610419	20961 15,2 /Zub/S Einbausatz	LUC LUC
	1.0 i 1.3 i 1.4 i 1.4 i 16V 1.6 i 1.7 SDI 1.8 i 1.8 i 16V 1.9 D 1.9 SDI 1.9 TD 1.9 TDI 1.9 TDI 2.0 i 2.0 i 16V Cupra 2	74		02.93 07.99 02.93 07.99 09.93 07.99 09.96 07.99 02.93 07.99 07.97 07.99 02.93 07.99 02.94 07.99 02.93 07.99 09.95 07.99 02.93 07.99 07.96 07.99 03.97 07.99 02.93 07.99 07.96 07.99	PR: 1KK PR: 1KK PR: 1KK PR: 1KK PR: 1KK PR: 1KK PR: 1KK PR: 1KK PR: 1KK PR: 1KK PR: 1KK PR: 1KK PR: 1KK PR: 1KK	13.0460-2984.2 13.0460-0072.2	602984 610072	20961 17,2 /Zub/S Einbausatz	LUC LUC
	1.0 i 1.3 i 1.4 i 1.4 i 16V 1.6 i 1.7 SDI 1.8 i 1.8 i 16V 1.9 D 1.9 SDI 1.9 TD 1.9 TDI 1.9 TDI 2.0 i 2.0 i 16V Cupra 2	66 81		02.93 07.99 02.93 07.99 09.93 07.99 09.96 07.99 02.93 07.99 07.97 07.99 02.93 07.99 02.94 07.99 02.93 07.99 09.95 07.99 02.93 07.99 07.96 07.99 03.97 07.99 02.93 07.99 07.96 07.99	PR: 1KK PR: 1KK PR: 1KK PR: 1KK PR: 1KK PR: 1KK PR: 1KK PR: 1KK PR: 1KK PR: 1KK PR: 1KK PR: 1KK PR: 1KK PR: 1KK	13.0460-2894.2 13.0470-2894.2	602894 LD2894	20961 17,4 /Zub/S 20961 17,4 /Zub/S	LUC LUC
	1.8 i 16V 1.9 TDI 2.0 i	81		02.94 07.99 03.97 07.99 02.93 07.99		24.0110-0111.1 24.0110-0275.2	410111 410275	ohne Sensorring ¹⁾ mit Sensorring ²⁾	226 10,0 8,0 +B 226 10,0 8,0
	1.0 i 1.3 i 1.4 i 1.4 i 16V 1.6 i 1.7 SDI 1.8 i 1.8 i 16V 1.9 D 1.9 SDI 1.9 TD 1.9 TDI 1.9 TDI 2.0 i 2.0 i 16V Cupra 2	74		02.93 07.99 02.93 07.99 09.93 07.99 09.96 07.99 02.93 07.99 07.97 07.99 02.93 07.99 02.94 07.99 02.93 07.99 09.95 07.99 02.93 07.99 07.96 07.99 03.97 07.99 02.93 07.99 07.96 07.99	PR: 1KK PR: 1KK PR: 1KK PR: 1KK PR: 1KK PR: 1KK PR: 1KK PR: 1KK PR: 1KK PR: 1KK PR: 1KK PR: 1KK PR: 1KK PR: 1KK	24.0109-0124.1	409124		232 9,0 7,0 +B
	1.0 i 1.3 i 1.4 i 1.4 i 16V 1.6 i 1.7 SDI 1.8 i 1.8 i 16V 1.9 D 1.9 SDI 1.9 TD 1.9 TDI 1.9 TDI 2.0 i 2.0 i 16V Cupra 2	74		02.93 07.99 02.93 07.99 09.93 07.99 09.96 07.99 02.93 07.99 07.97 07.99 02.93 07.99 02.94 07.99 02.93 07.99 09.95 07.99 02.93 07.99 07.96 07.99 03.97 07.99 02.93 07.99 07.96 07.99		24.0741-1108.3	360093	2 	Radsensor L=843
	1.0 i 1.3 i 1.4 i 1.4 i 16V 1.6 i	74		02.93 07.99 02.93 07.99 09.93 07.99 09.96 07.99 02.93 07.99	- ABS - ABS - ABS - ABS - ABS	03.0137-0126.2 03.0137-9008.2	650126 669008	180 x 31 HEB Einbausatz	
	1.0 i 1.3 i 1.4 i 1.4 i 16V 1.6 i 1.7 SDI 1.8 i 1.8 i 16V 1.9 D 1.9 SDI 1.9 TD	74		02.93 07.99 02.93 07.99 09.93 07.99 09.96 07.99 02.93 07.99 07.97 07.99 02.93 07.99 02.94 07.99 02.93 07.99 09.95 07.99 02.93 07.99	+ ABS + ABS + ABS + ABS + ABS	03.0137-0268.2 03.0137-9168.2	650268 669168	200 x 40 HEB Einbausatz	VW VW

¹⁾ without sensor ring / senza sensori / sans secours ABS / sin anillo sensor ABS

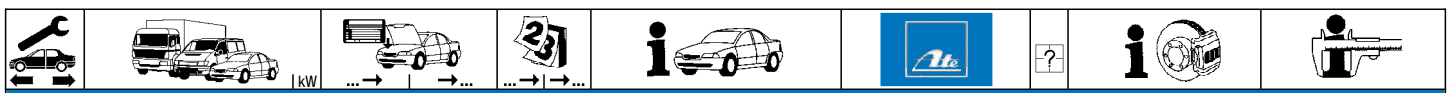
²⁾ with sensor ring / con sensori / avec secours ABS / con anillo sensor ABS

											
SEAT IBIZA II (93-99)											
	1.9 TDI	66		07.96	07.99	03.0137-0268.2 03.0137-9168.2	650268 669168	200 x 40 HEB Einbausatz	VW VW		
	1.0 i 1.3 i 1.4 i 1.4 i 16V 1.6 i	74		02.93 02.93 09.93 09.96 02.93	07.99 07.99 07.99 07.99 07.99	- ABS - ABS - ABS - ABS - ABS	24.0218-0007.1 24.0218-0707.2	480003 480211	180/181 x 38,5 - Lager 180/181 x 38,5 + Lager		
	1.0 i 1.3 i 1.4 i 1.4 i 16V 1.6 i 1.7 SDI 1.8 i 1.9 D 1.9 SDI 1.9 TD 1.9 TDI	74		02.93 02.93 09.93 09.96 02.93 07.97 02.93 02.93 09.95 02.93 07.96	07.99 07.99 07.99 07.99 07.99 07.99 07.99 07.99 07.99 07.99 07.99	+ ABS + ABS + ABS + ABS + ABS	24.0220-0018.1 24.0220-0718.2	480019 480209	ohne Sensorring ¹⁾ ohne Sensorring ¹⁾	200/201,5 x 50,5 - Lager 200/201,5 x 50,5 + Lager	
	1.0 i 1.3 i 1.4 i 1.4 i 16V 1.6 i	74		02.93 02.93 09.93 09.96 02.93	07.99 07.99 07.99 07.99 07.99	- ABS - ABS - ABS - ABS - ABS	03.0420-0617.3 03.0520-3917.3	680617 693917	+ Rz GG ²⁾ + Rz ALU ³⁾	17,46/180x31 Kit 17,46/180x31 TopKit	VW VW
	1.0 i 1.3 i 1.4 i 1.4 i 16V 1.6 i 1.7 SDI 1.8 i 1.9 D 1.9 SDI 1.9 TD 1.9 TDI	74		02.93 02.93 09.93 09.96 02.93 07.97 02.93 02.93 09.95 02.93 07.96	07.99 07.99 07.99 07.99 07.99 07.99 07.99 07.99 07.99 07.99 07.99	+ ABS + ABS + ABS + ABS + ABS	03.0420-1517.3 03.0520-1517.3	681517 691517		17,46/200x40 Kit 17,46/200x40 TopKit	VW VW
SEAT IBIZA III (6K1) (99-02)											
	1.0 i 1.4 i 1.4 i 16V 1.6 i 1.8 T 20V 1.9 SDI 1.9 TDI 1.9 TDI	44 115 66 81		08.99 08.99 08.99 07.00 08.99 08.99 08.99	01.02 01.02 01.02 01.02 01.02 01.02 01.02	PR: 1LG PR: 1LG PR: 1LG PR: 1LG PR: 1LG PR: 1LG PR: 1LG	13.0460-7101.2	607101	21866 15,3 +	VW	
	1.0 i 1.4 i 1.4 i 16V 1.6 i 1.8 T 20V 1.9 SDI 1.9 TDI 1.9 TDI	44 115 66 81		08.99 08.99 08.99 07.00 08.99 08.99 08.99	01.02 01.02 01.02 01.02 01.02 01.02 01.02	PR: 1ZK PR: 1LM,1ZK PR: 1ZK PR: 1ZK PR: 1LM,1ZK PR: 1ZK PR: 1ZK	13.0460-2821.2	602821	21945 16,0 /S	LUC	
	1.0 i 1.4 i 1.4 i 16V 1.6 i 1.8 T 20V 1.9 SDI 1.9 TDI 1.9 TDI	44 115 66 81		08.99 08.99 08.99 07.00 08.99 08.99 08.99	01.02 01.02 01.02 01.02 01.02 01.02 01.02	PR: 1LV,1LW PR: 1LV,1LW PR: 1LV,1LW PR: 1LV,1LW PR: 1LV,1LW PR: 1LV,1LW PR: 1LV,1LW	13.0460-2958.2	602958	20168 19,3 /S	LUC	
	1.8 i Cupra R	132		04.01	01.02			13.0460-4964.2	604964	21381 15,0	BRE
	1.0 i 1.4 i 1.4 i 16V 1.6 i 1.8 T 20V 1.9 SDI 1.9 TDI 1.9 TDI	44 115 66 81	6K-W-000 500 6K-W-000 500 6K-W-000 500 6K-W-000 500 6K-W-000 500 6K-W-000 500 6K-W-000 500	08.99 08.99 08.99 07.00 08.99 08.99 08.99		PR: 1LA PR: 1LA PR: 1LA PR: 1LA PR: 1LA PR: 1LA PR: 1LA	13.0460-7059.2	607059	- ABS	20887 17,3 +/Zub	VW
	1.4 i 1.9 SDI	44		08.99 08.99	01.02 01.02	PR: 1LM PR: 1LM	24.0112-0106.1 24.0312-0106.1	412106 512106		239 12,0 10,0 +S +B 239 12,0 10,0 +S +B PD	
	1.0 i 1.4 i 1.4 i 16V 1.6 i 1.8 T 20V 1.9 SDI 1.9 TDI 1.9 TDI	44 115 66 81		08.99 08.99 08.99 07.00 08.99 08.99 08.99	01.02 01.02 01.02 01.02 01.02 01.02 01.02	PR: 1LG PR: 1LG PR: 1LG PR: 1LG PR: 1LG PR: 1LG PR: 1LG	24.0120-0123.1 24.0320-0123.1	420123 520123		239 20,0 18,0 VL +S +B 239 20,0 18,0 VL +S +B PD	
	1.0 i 1.4 i 1.4 i 16V 1.6 i 1.8 T 20V	44 115		08.99 08.99 08.99 07.00	01.02 01.02 01.02 01.02	PR: 1ZK PR: 1ZK PR: 1ZK PR: 1ZK	24.0120-0128.1 24.0320-0128.1	420128 520128		256 20,0 18,0 VL +S +B 256 20,0 18,0 VL +S +B PD	

¹⁾ without sensor ring / senza sensori / sans secours ABS / sin anillo sensor ABS

²⁾ + WC cast iron / + CR ghisa / + CR fonte grise / + CR fundición de gris

³⁾ + WC aluminium / + CR alluminio / + CR aluminium / + CR aluminio
















SEAT IBIZA III (6K1) (99-02)


















	1.9 SDI 1.9 TDI 1.9 TDI	66 81		08.99 08.99 08.99	01.02 01.02 01.02	PR: 1ZK PR: 1ZK PR: 1ZK	24.0120-0128.1 24.0320-0128.1	420128 520128		256 20,0 18,0 VL +S +B 256 20,0 18,0 VL +S +B PD
	1.0 i 1.4 i 1.4 i 16V 1.6 i 1.8 T 20V 1.9 SDI 1.9 TDI 1.9 TDI	44 115 66 81		08.99 08.99 08.99 08.99 08.99 08.99 08.99	01.02 01.02 01.02 01.02 01.02 01.02 01.02	PR: 1LV,1LW PR: 1LV,1LW PR: 1LV,1LW PR: 1LV,1LW PR: 1LV,1LW PR: 1LV,1LW PR: 1LV,1LW	24.0122-0101.1	422101		280 22,0 20,0 VL +B
	1.0 i 1.4 i 1.4 i 16V 1.6 i 1.8 T 20V 1.9 SDI 1.9 TDI 1.9 TDI	44 115 66 81	6K-W-000 500 6K-W-000 500 6K-W-000 500 6K-W-000 500 6K-W-000 500 6K-W-000 500 6K-W-000 500	08.99 08.99 08.99 07.00 08.99 08.99 08.99	01.02 01.02 01.02 01.02 01.02 01.02 01.02	PR: 1LA PR: 1LA PR: 1LA PR: 1LA PR: 1LA PR: 1LA PR: 1LA	24.0110-0151.1 24.0310-0151.1	410151 510151	- ABS - ABS	239 10,0 8,0 +S +B 239 10,0 8,0 +S +B PD
	1.0 i 1.4 i 1.4 i 16V 1.6 i 1.8 i Cupra R 1.8 T 20V 1.9 SDI 1.9 TDI 1.9 TDI	44 132 115 66 81		08.99 08.99 08.99 08.99 04.01 07.00 08.99 08.99 08.99	01.02 01.02 01.02 01.02 01.02 01.02 01.02 01.02 01.02		24.0711-1361.3 24.0711-1362.3	360022 360023		Radsensor Radsensor
	1.0 i 1.4 i 1.4 i 16V 1.6 i 1.8 i Cupra R 1.8 T 20V 1.9 SDI 1.9 TDI 1.9 TDI	44 132 115 66 81		08.99 08.99 08.99 08.99 04.01 07.00 08.99 08.99 08.99	01.02 01.02 01.02 01.02 01.02 01.02 01.02 01.02 01.02	PR: 1KE,1KK,1KQ PR: 1KE,1KK,1KQ PR: 1KE,1KK,1KQ PR: 1KE,1KK,1KQ PR: 1KE,1KK,1KQ PR: 1KE,1KK,1KQ PR: 1KE,1KK,1KQ PR: 1KE,1KK,1KQ PR: 1KE,1KK,1KQ	13.0460-2894.2 13.0470-2894.2 13.0460-0072.2	602894 LD2894 610072		20961 17,4 /Zub/S 20961 17,4 /Zub/S Einbausatz LUC LUC LUC
	1.0 i 1.4 i 1.4 i 16V 1.6 i 1.8 i Cupra R 1.8 T 20V 1.9 SDI 1.9 TDI 1.9 TDI	44 132 115 66 81		08.99 08.99 08.99 08.99 04.01 07.00 08.99 08.99 08.99	01.02 01.02 01.02 01.02 01.02 01.02 01.02 01.02 01.02	PR: 1KE,1KK,1KQ PR: 1KE,1KK,1KQ PR: 1KE,1KK,1KQ PR: 1KE,1KK,1KQ PR: 1KE,1KK,1KQ PR: 1KE,1KK,1KQ PR: 1KE,1KK,1KQ PR: 1KE,1KK,1KQ PR: 1KE,1KK,1KQ	24.0109-0124.1	409124		232 9,0 7,0 +B
	1.0 i 1.4 i 1.4 i 16V 1.6 i 1.8 i Cupra R 1.8 T 20V 1.9 SDI 1.9 TDI 1.9 TDI	44 132 115 66 81		08.99 08.99 08.99 08.99 04.01 07.00 08.99 08.99 08.99	01.02 01.02 01.02 01.02 01.02 01.02 01.02 01.02 01.02		24.0741-1108.3	360093	2	Radsensor L=843
	1.0 i 1.4 i 1.4 i 16V 1.6 i 1.9 SDI 1.9 TDI	44 66		08.99 08.99 08.99 08.99 08.99	01.02 01.02 01.02 01.02 01.02		03.0137-0268.2 03.0137-9168.2	650268 669168		200 x 40 HEB Einbausatz VW VW
	1.0 i 1.4 i 1.4 i 16V 1.6 i 1.9 SDI 1.9 TDI	44 66		08.99 08.99 08.99 08.99 08.99	01.02 01.02 01.02 01.02 01.02		24.0220-0032.1	480130		200/201,5 x 50,5
	1.0 i 1.4 i 1.4 i 16V 1.6 i 1.9 SDI 1.9 TDI	44 55 55 59 66		08.99 08.99 08.99 08.99 08.99	01.02 01.02 01.02 01.02 01.02		03.0520-1517.3	691517		17,46/200x40 TopKit VW







SEAT IBIZA IV (6L1) (02-10)

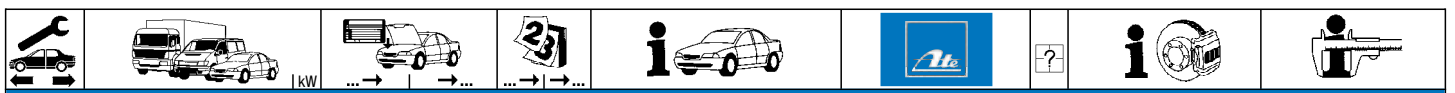
	1.2 1.2 i 1.2 i 12V 1.4 i 16V 1.4 i 16V 1.4 i 16V 1.4 TDI 1.4 TDI 1.4 TDI 1.6 i 16V 1.8 T FR	44 47 51 55 63 74 51 55 59 110		06.07 02.02 05.06 02.02 05.06 02.02 05.05 02.02 05.05 02.03 12.03	05.08 02.10 02.10 02.10 02.10 02.10 02.10 02.10 02.10 02.10 02.10	PR: 1LQ,1ZF PR: 1LQ,1ZF PR: 1LQ,1ZF PR: 1LQ,1ZF PR: 1LQ,1ZF PR: 1LQ,1ZF PR: 1LQ,1ZF PR: 1LQ,1ZF PR: 1LQ,1ZF PR: 1LQ,1ZF PR: 1LQ,1ZF	13.0460-7111.2 13.0470-7111.2	607111 LD7111		23130 19,6 + 23130 19,6 + VW VW
--	----------------------------------------------------------------------------------------------------------------------------	-----------------------------------------------------------	--	-------------------------------------------------------------------------------------------------	-------------------------------------------------------------------------------------------------	-------------------------------------------------------------------------------------------------------------------------------------------------------------------	----------------------------------	------------------	--	------------------------------------------



									
SEAT IBIZA IV (6L1) (02-10)									
	1.9 SDI	47	02.02	02.10	PR: 1LQ,1ZF	13.0460-7111.2	607111	23130 19,6 +	VW
	1.9 TDI	74	02.02	02.10	PR: 1LQ,1ZF	13.0470-7111.2	LD7111	23130 19,6 +	VW
	1.9 TDI	96	02.02	02.10	PR: 1LQ,1ZF				
	1.9 TDI Cupra R	110	01.04	02.10	PR: 1LQ,1ZF				
	1.9 TDI Cupra R	118	03.04	02.08	PR: 1LQ,1ZF				
	2.0	85	04.02	02.10	PR: 1LQ,1ZF				
	1.2	44	06.07	05.08	PR: 1LN,1ZH	13.0460-2883.2	602883	23581 18,8 /S	LUC
	1.2 i	47	02.02	02.10	PR: 1LN,1ZH	13.0460-2884.2	602884	23843 18,8 +/WK/S	LUC
	1.2 i 12V	51	05.06	02.10	PR: 1LN,1ZH	13.0470-2884.2	LD2884	23843 18,8 +/WK/S	LUC
	1.4 i 16V	55	02.02	02.10	PR: 1LN,1ZH				
1.4 i 16V	63	05.06	02.10	PR: 1LN,1ZH					
1.4 i 16V	74	02.02	02.10	PR: 1LN,1ZH					
1.4 TDI	51	05.05	02.10	PR: 1LN,1ZH					
1.4 TDI	55	02.02	02.10	PR: 1LN,1ZH					
1.4 TDI	59	05.05	02.10	PR: 1LN,1ZH					
1.6 i 16V		02.03	02.10	PR: 1LN,1ZH					
1.8 T FR	110	12.03	02.10	PR: 1LN,1ZH					
1.9 SDI	47	02.02	02.10	PR: 1LN,1ZH					
1.9 TDI	74	02.02	02.10	PR: 1LN,1ZH					
1.9 TDI	96	02.02	02.10	PR: 1LN,1ZH					
1.9 TDI Cupra R	110	01.04	02.10	PR: 1LN,1ZH					
1.9 TDI Cupra R	118	03.04	02.08	PR: 1LN,1ZH					
2.0	85	04.02	02.10	PR: 1LN,1ZH					
1.8 T Cupra R	132	01.04	02.10		13.0460-7081.2	607081	21911 20,3 +	ATE	
					13.0470-7081.2	LD7081	21911 20,3 +	ATE	
	1.2	44	06.07	05.08	PR: 1LQ,1ZF	24.0122-0151.1	422151	256 22,0 19,0 V L +S +B	
	1.2 i	47	02.02	02.10	PR: 1LQ,1ZF	24.0322-0151.1	522151	256 22,0 19,0 V L +S +B PD	
	1.2 i 12V	51	05.06	02.10	PR: 1LQ,1ZF				
	1.4 i 16V	55	02.02	02.10	PR: 1LQ,1ZF				
	1.4 i 16V	63	05.06	02.10	PR: 1LQ,1ZF				
	1.4 i 16V	74	02.02	02.10	PR: 1LQ,1ZF				
	1.4 TDI	51	05.05	02.10	PR: 1LQ,1ZF				
	1.4 TDI	55	02.02	02.10	PR: 1LQ,1ZF				
	1.4 TDI	59	05.05	02.10	PR: 1LQ,1ZF				
	1.6 i 16V		02.03	02.10	PR: 1LQ,1ZF				
1.8 T FR	110	12.03	02.10	PR: 1LQ,1ZF					
1.9 SDI	47	02.02	02.10	PR: 1LQ,1ZF					
1.9 TDI	74	02.02	02.10	PR: 1LQ,1ZF					
1.9 TDI	96	02.02	02.10	PR: 1LQ,1ZF					
1.9 TDI Cupra R	110	01.04	02.10	PR: 1LQ,1ZF					
1.9 TDI Cupra R	118	03.04	02.08	PR: 1LQ,1ZF					
2.0	85	04.02	02.10	PR: 1LQ,1ZF					
1.8 T Cupra R	132	01.04	02.10		24.0125-0113.1	425113	288 25,0 22,0 V L +S +B		
					24.0325-0113.1	525113	288 25,0 22,0 V L +S +B PD		
	1.2	44	06.07	05.08		24.0711-5273.3	360303	Radsensor	
	1.2 i	47	02.02	02.10		24.0711-5274.3	360304	Radsensor	
	1.2 i 12V	51	05.06	02.10					
	1.4 i 16V	55	02.02	02.10					
	1.4 i 16V	63	05.06	02.10					
	1.4 i 16V	74	02.02	02.10					
	1.4 TDI	51	05.05	02.10					
	1.4 TDI	55	02.02	02.10					
	1.4 TDI	59	05.05	02.10					
	1.6 i 16V		02.03	02.10					
1.8 T Cupra R	132	01.04	02.10						
1.8 T FR	110	12.03	02.10						
1.9 SDI	47	02.02	02.10						
1.9 TDI	74	02.02	02.10						
1.9 TDI	96	02.02	02.10						
1.9 TDI Cupra R	110	01.04	02.10						
1.9 TDI Cupra R	118	03.04	02.08						
2.0	85	04.02	02.10						
	1.2	44	06.07	05.08		13.0460-2894.2	602894	20961 17,4 /Zub/S	LUC
	1.2 i	47	02.02	02.10		13.0470-2894.2	LD2894	20961 17,4 /Zub/S	LUC
	1.2 i 12V	51	05.06	02.10		13.0460-2864.2	602864	20961 17,4 /S	LUC
	1.4 i 16V	55	02.02	02.10		13.0460-2877.2	602877	23554 17,2 +/WK/S	LUC
	1.4 i 16V	63	05.06	02.10		13.0470-2877.2	LD2877	23554 17,2 +/WK/S	LUC
	1.4 i 16V	74	02.02	02.10		13.0460-0072.2	610072	Einbausatz	LUC
	1.4 TDI	51	05.05	02.10					
	1.4 TDI	55	02.02	02.10					
	↓								

	 kW							
SEAT IBIZA IV (6L1) (02-10)								
	1.4 TDI 59 1.6 i 16V 1.8 T Cupra R 132 1.8 T FR 110 1.9 SDI 47 1.9 TDI 74 1.9 TDI 96 1.9 TDI Cupra R 110 1.9 TDI Cupra R 118 2.0 85		05.05 02.10 02.03 02.10 01.04 02.10 12.03 02.10 02.02 02.10 02.02 02.10 02.02 02.10 01.04 02.10 03.04 02.08 04.02 02.10		13.0460-2894.2 602894 13.0470-2894.2 LD2894 13.0460-2864.2 602864 13.0460-2877.2 602877 13.0470-2877.2 LD2877 13.0460-0072.2 610072			20961 17,4 /Zub/S LUC 20961 17,4 /Zub/S LUC 20961 17,4 /S LUC 23554 17,2 +/WK/S LUC 23554 17,2 +/WK/S LUC Einbausatz LUC
	1.2 44 1.2 i 47 1.2 i 12V 51 1.4 i 16V 55 1.4 i 16V 63 1.4 i 16V 74 1.4 TDI 51 1.4 TDI 55 1.4 TDI 59 1.6 i 16V 1.8 T Cupra R 132 1.8 T FR 110 1.9 SDI 47 1.9 TDI 74 1.9 TDI 96 1.9 TDI Cupra R 110 1.9 TDI Cupra R 118 2.0 85		06.07 05.08 02.02 02.10 05.06 02.10 02.02 02.10 05.06 02.10 02.02 02.10 05.05 02.10 02.02 02.10 05.05 02.10 02.03 02.10 01.04 02.10 12.03 02.10 02.02 02.10 02.02 02.10 01.04 02.10 03.04 02.08 04.02 02.10		24.0109-0123.1 409123 24.0309-0123.1 509123			230 9,0 7,0 +S +B 230 9,0 7,0 +S +B PD
	1.2 44 1.2 i 47 1.2 i 12V 51 1.4 i 16V 55 1.4 i 16V 63 1.4 i 16V 74 1.4 TDI 51 1.4 TDI 55 1.4 TDI 59 1.6 i 16V 1.8 T Cupra R 132 1.8 T FR 110 1.9 SDI 47 1.9 TDI 74 1.9 TDI 96 1.9 TDI Cupra R 110 1.9 TDI Cupra R 118 2.0 85		06.07 05.08 02.02 02.10 05.06 02.10 02.02 02.10 05.06 02.10 02.02 02.10 05.05 02.10 02.02 02.10 05.05 02.10 02.03 02.10 01.04 02.10 12.03 02.10 02.02 02.10 02.02 02.10 01.04 02.10 03.04 02.08 04.02 02.10		24.0711-6233.3 360315 24.0711-6234.3 360316	 		Radsensor Radsensor
	1.2 44 1.2 i 47 1.2 i 12V 51 1.4 i 16V 55 1.4 i 16V 63 1.4 i 16V 74 1.4 TDI 51 1.4 TDI 55 1.4 TDI 59 1.6 i 16V 1.9 SDI 47 1.9 TDI 74 1.9 TDI 96 1.9 TDI Cupra R 110 1.9 TDI Cupra R 118 2.0 85		06.07 05.08 02.02 02.10 05.06 02.10 02.02 02.10 05.06 02.10 02.02 02.10 05.05 02.10 02.02 02.10 05.05 02.10 02.03 02.10 01.04 02.10 12.03 02.10 02.02 02.10 02.02 02.10 01.04 02.10 03.04 02.08 04.02 02.10		03.0137-0268.2 650268 03.0137-9168.2 669168			200 x 40 HEB VW Einbausatz VW
	1.2 44 1.2 i 47 1.2 i 12V 51 1.4 i 16V 55 1.4 i 16V 63 1.4 i 16V 74 1.4 TDI 51 1.4 TDI 55 1.4 TDI 59 1.6 i 16V 1.9 SDI 47 1.9 TDI 74 1.9 TDI 96 1.9 TDI Cupra R 110 1.9 TDI Cupra R 118 2.0 85		06.07 05.08 02.02 02.10 05.06 02.10 02.02 02.10 05.06 02.10 02.02 02.10 05.05 02.10 02.02 02.10 05.05 02.10 02.03 02.10 01.04 02.10 12.03 02.10 02.02 02.10 02.02 02.10 01.04 02.10 03.04 02.08 04.02 02.10		24.0220-0037.1 480161			200/201,5 x 50,5
SEAT IBIZA V / ST / SPORTCOUPE (08-)								
	1.2 44 1.2 51 1.2 TDI 55 1.2 TSI 63 1.2 TSI 77 1.4 i 16V 63 1.4 TDI 59		07.09 07.08 04.10 08.12 09.10 07.08 07.08	PR: 1LQ,1LR,1ZG PR: 1LQ,1LR,1ZG PR: 1LQ,1LR,1ZG PR: 1LQ,1LR,1ZG PR: 1LQ,1LR,1ZG PR: 1LQ,1LR,1ZG PR: 1LQ,1LR,1ZG	13.0460-7111.2 607111 13.0470-7111.2 LD7111			23130 19,6 + VW 23130 19,6 + VW

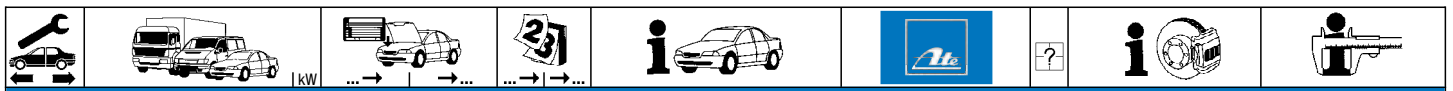
SEAT IBIZA V / ST / SPORTCOUPE (08-)										
	1.4 TSI FR	110	06.09	PR: 1LQ,1LR,1ZG	13.0460-7111.2	607111			23130 19,6 +	VW
	1.6 i 16V	77	07.08	PR: 1LQ,1LR,1ZG	13.0470-7111.2	LD7111			23130 19,6 +	VW
	1.6 LPG	60	05.11	PR: 1LQ,1LR,1ZG						
	1.6 TDI	66	06.09	PR: 1LQ,1LR,1ZG						
	1.6 TDI	77	06.09	PR: 1LQ,1LR,1ZG						
	1.9 TDI	66	07.08	PR: 1LQ,1LR,1ZG						
	1.9 TDI	77	07.08	PR: 1LQ,1LR,1ZG						
	2.0	85	10.08	PR: 1LQ,1LR,1ZG						
	2.0 TDI	105	01.10	PR: 1LQ,1LR,1ZG						
		1.2	44	07.09	PR: 1LN,1ZH	13.0460-7184.2	607184			23587 20,6 +/WK
	1.2	51	07.08	PR: 1LN,1ZH	13.0470-7184.2	LD7184			23587 20,6 +/WK	ATE
	1.2 TDI	55	04.10	PR: 1LN,1ZH						
	1.2 TSI	63	08.12	PR: 1LN,1ZH						
	1.2 TSI	77	09.10	PR: 1LN,1ZH						
	1.4 i 16V	63	07.08	PR: 1LN,1ZH						
	1.4 TDI	59	07.08	PR: 1LN,1ZH						
	1.4 TSI FR	110	06.09	PR: 1LN,1ZH						
	1.6 i 16V	77	07.08	PR: 1LN,1ZH						
	1.6 LPG	60	05.11	PR: 1LN,1ZH						
	1.6 TDI	66	06.09	PR: 1LN,1ZH						
	1.6 TDI	77	06.09	PR: 1LN,1ZH						
	1.9 TDI	66	07.08	PR: 1LN,1ZH						
	1.9 TDI	77	07.08	PR: 1LN,1ZH						
	2.0	85	10.08	PR: 1LN,1ZH						
	2.0 TDI	105	01.10	PR: 1LN,1ZH						
	1.2	44	07.09	PR: 1LQ,1LR,1ZG	24.0122-0151.1	422151			256 22,0 19,0 V L +S +B	
	1.2	51	07.08	PR: 1LQ,1LR,1ZG	24.0322-0151.1	522151			256 22,0 19,0 V L +S +B PD	
	1.2 TDI	55	04.10	PR: 1LQ,1LR,1ZG						
	1.2 TSI	63	08.12	PR: 1LQ,1LR,1ZG						
	1.2 TSI	77	09.10	PR: 1LQ,1LR,1ZG						
	1.4 i 16V	63	07.08	PR: 1LQ,1LR,1ZG						
	1.4 TDI	59	07.08	PR: 1LQ,1LR,1ZG						
	1.4 TSI FR	110	06.09	PR: 1LQ,1LR,1ZG						
	1.6 i 16V	77	07.08	PR: 1LQ,1LR,1ZG						
	1.6 LPG	60	05.11	PR: 1LQ,1LR,1ZG						
	1.6 TDI	66	06.09	PR: 1LQ,1LR,1ZG						
	1.6 TDI	77	06.09	PR: 1LQ,1LR,1ZG						
	1.9 TDI	66	07.08	PR: 1LQ,1LR,1ZG						
	1.9 TDI	77	07.08	PR: 1LQ,1LR,1ZG						
	2.0	85	10.08	PR: 1LQ,1LR,1ZG						
	2.0 TDI	105	01.10	PR: 1LQ,1LR,1ZG						
	1.2	44	07.09	PR: 1LN,1ZH	24.0125-0113.1	425113			288 25,0 22,0 V L +S +B	
	1.2	51	07.08	PR: 1LN,1ZH	24.0325-0113.1	525113			288 25,0 22,0 V L +S +B PD	
	1.2 TDI	55	04.10	PR: 1LN,1ZH						
	1.2 TSI	63	08.12	PR: 1LN,1ZH						
	1.2 TSI	77	09.10	PR: 1LN,1ZH						
	1.4 i 16V	63	07.08	PR: 1LN,1ZH						
	1.4 TDI	59	07.08	PR: 1LN,1ZH						
	1.4 TSI FR	110	06.09	PR: 1LN,1ZH						
	1.6 i 16V	77	07.08	PR: 1LN,1ZH						
	1.6 LPG	60	05.11	PR: 1LN,1ZH						
	1.6 TDI	66	06.09	PR: 1LN,1ZH						
	1.6 TDI	77	06.09	PR: 1LN,1ZH						
	1.9 TDI	66	07.08	PR: 1LN,1ZH						
	1.9 TDI	77	07.08	PR: 1LN,1ZH						
	2.0	85	10.08	PR: 1LN,1ZH						
	2.0 TDI	105	01.10	PR: 1LN,1ZH						
	1.4 TSI Cupra	132	06.09	PR: 1LV	24.0125-0123.1	425123			310 25,0 22,0 V L +B	
					24.0325-0123.1	525123			310 25,0 22,0 V L +B PD	
	1.2	44	07.09		24.0711-5273.3	360303			Radsensor	
	1.2	51	07.08		24.0711-5274.3	360304			Radsensor	
	1.2 TDI	55	04.10							
	1.2 TSI	63	08.12							
	1.2 TSI	77	09.10							
	1.4 i 16V	63	07.08							
	1.4 TDI	59	07.08							
	1.4 TSI Cupra	132	06.09							
	1.4 TSI FR	110	06.09							
	1.6 i 16V	77	07.08							
	1.6 LPG	60	05.11							
	1.6 TDI	66	06.09							
	1.6 TDI	77	06.09							
	1.9 TDI	66	07.08							
	1.9 TDI	77	07.08							
	2.0	85	10.08							
	2.0 TDI	105	01.10							
	1.2	44	07.09	PR: 1KK,1KT	13.0460-2894.2	602894			20961 17,4 /Zub/S	LUC
	1.2	51	07.08	PR: 1KK,1KT	13.0470-2894.2	LD2894			20961 17,4 /Zub/S	LUC
	1.2 TDI	55	04.10	PR: 1KK,1KT	13.0460-0072.2	610072			Einbausatz	LUC
	1.2 TSI	63	08.12	PR: 1KK,1KT						
	1.2 TSI	77	09.10	PR: 1KK,1KT						
	1.4 i 16V	63	07.08	PR: 1KK,1KT						
	1.4 TDI	59	07.08	PR: 1KK,1KT						
	1.4 TSI Cupra	132	06.09	PR: 1KK,1KT						
	1.4 TSI FR	110	06.09	PR: 1KK,1KT						
	1.6 i 16V	77	07.08	PR: 1KK,1KT						
	1.6 LPG	60	05.11	PR: 1KK,1KT						



SEAT IBIZA V / ST / SPORTCOUPE (08-)

	1.6 TDI	66		06.09	PR: 1KK,1KT	13.0460-2894.2	602894		20961 17,4 /Zub/S 20961 17,4 /Zub/S Einbausatz	LUC LUC LUC
	1.6 TDI	77		06.09	PR: 1KK,1KT	13.0470-2894.2	LD2894			
	1.9 TDI	66		07.08	PR: 1KK,1KT	13.0460-0072.2	610072			
	1.9 TDI	77		07.08	PR: 1KK,1KT					
	2.0	85		10.08	PR: 1KK,1KT					
	2.0 TDI	105		01.10	PR: 1KK,1KT					
	1.4 TSI FR	110		06.09	PR: 1KD,1KS	13.0460-2864.2	602864			
1.4 TSI Cupra	132		06.09	PR: 1KP	13.0460-2820.2	602820		20961 17,2 /S	LUC	
						13.0470-2820.2	LD2820		20961 17,2 /S	LUC
	1.2	44		07.09	PR: 1KK,1KT	24.0109-0123.1	409123		230 9,0 7,0 +S +B 230 9,0 7,0 +S +B PD	
	1.2	51		07.08	PR: 1KK,1KT	24.0309-0123.1	509123			
	1.2 TDI	55		04.10	PR: 1KK,1KT					
	1.2 TSI	63		08.12	PR: 1KK,1KT					
	1.2 TSI	77		09.10	PR: 1KK,1KT					
	1.4 i 16V	63		07.08	PR: 1KK,1KT					
	1.4 TDI	59		07.08	PR: 1KK,1KT					
	1.4 TSI Cupra	132		06.09	PR: 1KP					
	1.4 TSI FR	110		06.09	PR: 1KD,1KS					
	1.6 i 16V	77		07.08	PR: 1KK,1KT					
	1.6 LPG	60		05.11	PR: 1KK,1KT					
	1.6 TDI	66		06.09	PR: 1KK,1KT					
	1.6 TDI	77		06.09	PR: 1KK,1KT					
	1.9 TDI	66		07.08	PR: 1KK,1KT					
	1.9 TDI	77		07.08	PR: 1KK,1KT					
2.0	85		07.08	PR: 1KK,1KT						
2.0 TDI	105		01.10	PR: 1KK,1KT						
	1.2	44		07.09		24.0711-6233.3	360315		Radsensor Radsensor	
	1.2	51		07.08		24.0711-6234.3	360316			
	1.2 TDI	55		04.10						
	1.2 TSI	63		08.12						
	1.2 TSI	77		09.10						
	1.4 i 16V	63		07.08						
	1.4 TDI	59		07.08						
	1.4 TSI Cupra	132		06.09						
	1.4 TSI FR	110		06.09						
	1.6 i 16V	77		07.08						
	1.6 LPG	60		05.11						
	1.6 TDI	66		06.09						
	1.6 TDI	77		06.09						
	1.9 TDI	66		07.08						
	1.9 TDI	77		07.08						
2.0	85		10.08							
2.0 TDI	105		01.10							
	1.2	44		07.09	PR: 1KM	03.0137-0268.2	650268		200 x 40 HEB Einbausatz	VW VW
	1.2	51		07.08	PR: 1KM	03.0137-9168.2	669168			
	1.2 TDI	55		04.10	PR: 1KM					
	1.2 TSI	63		08.12	PR: 1KM					
	1.2 TSI	77		09.10	PR: 1KM					
	1.4 i 16V	63		07.08	PR: 1KM					
	1.4 TDI	59		07.08	PR: 1KM					
	1.6 i 16V	77		07.08	PR: 1KM					
	1.6 LPG	60		05.11	PR: 1KM					
	1.9 TDI	66		07.08	PR: 1KM					
1.9 TDI	77		07.08	PR: 1KM						
	1.2	44		07.09	PR: 1KM	24.0220-0037.1	480161		200/201,5 x 50,5	
	1.2	51		07.08	PR: 1KM					
	1.2 TDI	55		04.10	PR: 1KM					
	1.2 TSI	63		08.12	PR: 1KM					
	1.2 TSI	77		09.10	PR: 1KM					
	1.4 i 16V	63		07.08	PR: 1KM					
	1.4 TDI	59		07.08	PR: 1KM					
	1.6 i 16V	77		07.08	PR: 1KM					
	1.6 LPG	60		05.11	PR: 1KM					
	1.9 TDI	66		07.08	PR: 1KM					
1.9 TDI	77		07.08	PR: 1KM						
	1.2	44		07.09	PR: 1KM	03.0520-4817.3	694817		17,46/200x40 TopKit	VW
	1.2	51		07.08	PR: 1KM					
	1.2 TDI	55		04.10	PR: 1KM					
	1.2 TSI	63		08.12	PR: 1KM					
	1.2 TSI	77		09.10	PR: 1KM					
	1.4 i 16V	63		07.08	PR: 1KM					
	1.4 TDI	59		07.08	PR: 1KM					
	1.6 i 16V	77		07.08	PR: 1KM					
	1.6 LPG	60		05.11	PR: 1KM					
	1.9 TDI	66		07.08	PR: 1KM					
1.9 TDI	77		07.08	PR: 1KM						
SEAT INCA (6K9) (96-03)										
	1.4 i	44	9K-T-011100	11.95		13.0460-2958.2	602958		20168 19,3 /S	LUC
	1.4 i 16V	55		04.00	08.03					
	1.6 i	55	9K-T-011100	11.95						
	1.9 D	47	9K-T-011100	11.95						
	1.9 SDI / TDI		9K-T-011100	11.95						
1.4 i	44	9K-T-011101		08.03		13.0460-2821.2	602821		21945 16,0 /S	LUC
1.4 i 16V	55			04.00	08.03					
1.6 i	55	9K-T-011101		08.03						





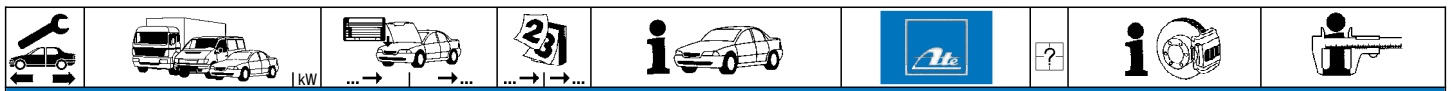
SEAT INCA (6K9) (96-03)

	1.7 SDI 1.9 D 1.9 SDI / TDI	42 47 9K-T-011101		09.96 08.03 08.03		13.0460-2821.2 602821			21945 16,0 /S	LUC
	1.4 i 1.4 i 16V 1.6 i 1.9 D 1.9 SDI / TDI	44 55 55 47	9K-T-011100 9K-T-011100 9K-T-011100 9K-T-011100	11.95 04.00 11.95 11.95	08.03 08.03	24.0113-0178.1 24.0313-0178.1	413178 513178		256 12,9 11,0 +S +B 256 12,9 11,0 +S +B PD	
	1.4 i 1.4 i 16V 1.6 i 1.7 SDI 1.9 D 1.9 SDI / TDI	44 55 42 47	9K-T-011101 9K-T-011101 9K-T-011101 9K-T-011101	09.96 08.03 08.03 08.03	08.03 08.03	24.0120-0128.1 24.0320-0128.1	420128 520128		256 20,0 18,0 V L +S +B 256 20,0 18,0 V L +S +B PD	
	1.4 i 1.4 i 16V 1.6 i 1.7 SDI 1.9 D 1.9 SDI / TDI	44 55 55 42 47		11.95 04.00 11.95 09.96 11.95	08.03 08.03 08.03 08.03	24.0711-1361.3 24.0711-1362.3	360022 360023	<input type="checkbox"/> <input type="checkbox"/>	Radsensor Radsensor	
	1.4 i 1.4 i 16V 1.6 i 1.7 SDI 1.9 D 1.9 SDI / TDI	44 55 55 42 47	9K-X-023407 9K-X-023407 9K-X-023407 9K-X-023407 9K-X-023407	11.95 04.00 11.95 09.96 11.95	08.03 08.03	03.0137-0264.2 03.0137-9164.2	650264 669164		230 x 40 HEB Einbausatz	VW
	1.4 i 1.4 i 16V 1.6 i 1.7 SDI 1.9 D 1.9 SDI / TDI	44 55 55 42 47	9K-X-023408 9K-X-023408 9K-X-023408 9K-X-023408 9K-X-023408	04.00 08.03 08.03 08.03 08.03	08.03 08.03	03.0137-0357.2 03.0137-9149.2	650357 669149		230 x 32 HEB Einbausatz	
	1.4 i 1.4 i 16V 1.6 i 1.7 SDI 1.9 D 1.9 SDI / TDI	44 55 55 42 47	9K-X-023407 9K-X-023407 9K-X-023407 9K-X-023407 9K-X-023407	11.95 04.00 11.95 09.96 11.95	08.03 08.03 08.03 08.03 08.03	24.0223-0015.1	480073	- ABS - ABS - ABS - ABS - ABS	230/231 x 51	
	1.4 i 1.4 i 16V 1.6 i 1.7 SDI 1.9 D 1.9 SDI / TDI	44 55 55 42 47	9K-X-023407 9K-X-023407 9K-X-023407 9K-X-023407 9K-X-023407	11.95 04.00 11.95 09.96 11.95	08.03 08.03 08.03 08.03 08.03	24.0223-0019.1	480176	+ ABS + ABS + ABS + ABS + ABS	230/231 x 51	
	1.4 i 1.4 i 16V 1.6 i 1.7 SDI 1.9 D 1.9 SDI / TDI	44 55 55 42 47	9K-X-023408 9K-X-023408 9K-X-023408 9K-X-023408 9K-X-023408	04.00 08.03 08.03 08.03 08.03	08.03 08.03 08.03 08.03 08.03	24.0223-0020.1	480177		230/231,5 x 39	
	1.4 i 1.4 i 16V 1.6 i 1.7 SDI 1.9 D 1.9 SDI / TDI	44 55 55 42 47	9K-X-023407 9K-X-023407 9K-X-023407 9K-X-023407 9K-X-023407	11.95 04.00 11.95 09.96 11.95	08.03 08.03	03.0520-6120.3	696120		20,64/230x40 TopKit	VW
	1.4 i 1.4 i 16V 1.6 i 1.7 SDI 1.9 D 1.9 SDI / TDI	44 55 55 42 47	9K-X-023408 9K-X-023408 9K-X-023408 9K-X-023408 9K-X-023408	04.00 08.03 08.03 08.03 08.03	08.03 08.03 08.03 08.03 08.03	03.0520-6920.3	696920		20,64/230x32 TopKit	VW

SEAT LEON I (1M1) (99-05)

	1.4 i 16V 1.6 i 16V 1.8 20V T 1.8 20V T 4x4 1.8 i 20V 1.8 T 4x4 1.9 SDI 1.9 TDI 1.9 TDI 1.9 TDI 1.9 TDI 1.9 TDI 1.9 TDI Syncro 2.3 VR5 2.8	132 132 154 50		11.99 11.99 11.99 11.99 05.02 11.99 11.99 11.99 05.03 02.01 05.02 09.00 05.02	07.05 07.05 07.05 07.05 07.05 07.05 07.05 07.05 07.05 07.05 07.05 07.05 07.05 07.05	PR: 1LQ PR: 1LQ PR: 1LQ PR: 1LQ PR: 1LQ PR: 1LQ PR: 1LQ PR: 1LQ PR: 1LQ PR: 1LQ PR: 1LQ PR: 1LQ PR: 1LQ PR: 1LQ	13.0460-7111.2 13.0470-7111.2	607111 LD7111	23130 19,6 + 23130 19,6 +	VW VW
	1.4 i 16V 1.6 i 16V 1.8 20V T 1.8 20V T 4x4 1.8 i 20V 1.8 T 4x4 1.9 SDI 1.9 TDI 1.9 TDI	132 132 92 154 50		11.99 11.99 11.99 11.99 05.02 11.99 11.99 11.99 11.99	07.05 07.05 07.05 07.05 07.05 07.05 07.05 07.05 07.05	PR: 1LS PR: 1LS PR: 1LS PR: 1LS PR: 1LS PR: 1LS PR: 1LS PR: 1LS PR: 1LS	13.0460-7117.2 13.0470-7117.2	607117 LD7117	23131 19,6 +/WK 23131 19,6 +/WK	VW VW





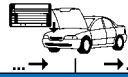




























SEAT LEON I (1M1) (99-05)

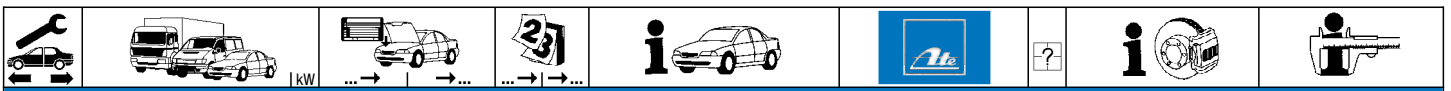
	1.9 TDI	96	05.03	07.05	PR: 1LS	13.0460-7117.2	607117		23131 19,6 +/WK	VW
	1.9 TDI	110	02.01	07.05	PR: 1LS	13.0470-7117.2	LD7117		23131 19,6 +/WK	VW
	1.9 TDI Syncro	110	05.02	07.05	PR: 1LS					
	2.3 VR5	110	09.00	07.05	PR: 1LS					
	2.8	150	05.02	07.05	PR: 1LS					
	1.8 T Cupra R	154	05.02	07.05		13.0460-4801.2	604801	+ 18" Rad 1)	21381 15,0 +/WK	BRE
	1.8 T Cupra R	165	07.03	07.05						
	2.8 i Cupra 4x4	150	02.01	07.05						
	1.4 i 16V		11.99	07.05	PR: 1LE	13.0460-7081.2	607081		21911 20,3 +	ATE
	1.6 i 16V		11.99	07.05	PR: 1LE	13.0470-7081.2	LD7081		21911 20,3 +	ATE
1.8 20V T	132	11.99	07.05	PR: 1LE						
1.8 20V T 4x4	132	11.99	07.05	PR: 1LE						
1.8 i 20V	92	11.99	07.05	PR: 1LE						
1.9 SDI	50	11.99	07.05	PR: 1LE						
1.9 TDI		11.99	07.05	PR: 1LE						
1.9 TDI		11.99	07.05	PR: 1LE						
1.9 TDI	96	05.03	07.05	PR: 1LE						
1.9 TDI	110	02.01	07.05	PR: 1LE						
1.9 TDI Syncro	110	05.02	07.05	PR: 1LE						
2.3 VR5	110	09.00	07.05	PR: 1LE						
2.8	150	05.02	07.05	PR: 1LE						
1.4 i 16V		11.99	07.05	PR: 1LJ,1ZQ	13.0460-7122.2	607122		23392 20,3 +/WK	ATE	
1.6 i 16V		11.99	07.05	PR: 1LJ,1ZQ	13.0470-7122.2	LD7122		23392 20,3 +/WK	ATE	
1.8 20V T	132	11.99	07.05	PR: 1LJ,1ZQ						
1.8 20V T 4x4	132	11.99	07.05	PR: 1LJ,1ZQ						
1.8 i 20V	92	11.99	07.05	PR: 1LJ,1ZQ						
1.8 T Cupra R	154	05.02	07.05	PR: 1LT						
1.8 T Cupra R	165	07.03	07.05	PR: 1LT						
1.9 SDI	50	11.99	07.05	PR: 1LJ,1ZQ						
1.9 TDI		11.99	07.05	PR: 1LJ,1ZQ						
1.9 TDI		11.99	07.05	PR: 1LJ,1ZQ						
1.9 TDI	96	05.03	07.05	PR: 1LJ,1ZQ						
1.9 TDI	110	02.01	07.05	PR: 1LJ,1ZQ						
1.9 TDI Syncro	110	05.02	07.05	PR: 1LJ,1ZQ						
2.3 VR5	110	09.00	07.05	PR: 1LJ,1ZQ						
2.8	150	05.02	07.05	PR: 1LJ,1ZQ						
2.8 i Cupra 4x4	150	02.01	07.05	PR: 1LT						
	1.4 i 16V		11.99	07.05	PR: 1LR,1LS	24.0122-0150.1	422150		280 22,0 19,0 V L +S +B	
	1.6 i 16V		11.99	07.05	PR: 1LR,1LS	24.0322-0150.1	522150		280 22,0 19,0 V L +S +B PD	
	1.8 20V T	132	11.99	07.05	PR: 1LR,1LS					
	1.8 20V T 4x4	132	11.99	07.05	PR: 1LR,1LS					
	1.8 i 20V	92	11.99	07.05	PR: 1LR,1LS					
	1.8 T 4x4	154	05.02	07.05	PR: 1LR,1LS					
	1.9 SDI	50	11.99	07.05	PR: 1LR,1LS					
	1.9 TDI		11.99	07.05	PR: 1LR,1LS					
	1.9 TDI		11.99	07.05	PR: 1LR,1LS					
	1.9 TDI	96	05.03	07.05	PR: 1LR,1LS					
1.9 TDI	110	02.01	07.05	PR: 1LR,1LS						
1.9 TDI Syncro	110	05.02	07.05	PR: 1LR,1LS						
2.3 VR5	110	09.00	07.05	PR: 1LR,1LS						
2.8	150	05.02	07.05	PR: 1LR,1LS						
1.4 i 16V		11.99	07.05	PR: 1LQ	24.0122-0151.1	422151		256 22,0 19,0 V L +S +B		
1.6 i 16V		11.99	07.05	PR: 1LQ	24.0322-0151.1	522151		256 22,0 19,0 V L +S +B PD		
1.8 20V T	132	11.99	07.05	PR: 1LQ						
1.8 20V T 4x4	132	11.99	07.05	PR: 1LQ						
1.8 i 20V	92	11.99	07.05	PR: 1LQ						
1.8 T 4x4	154	05.02	07.05	PR: 1LQ						
1.9 SDI	50	11.99	07.05	PR: 1LQ						
1.9 TDI		11.99	07.05	PR: 1LQ						
1.9 TDI		11.99	07.05	PR: 1LQ						
1.9 TDI	96	05.03	07.05	PR: 1LQ						
1.9 TDI	110	02.01	07.05	PR: 1LQ						
1.9 TDI Syncro	110	05.02	07.05	PR: 1LQ						
2.3 VR5	110	09.00	07.05	PR: 1LQ						
2.8	150	05.02	07.05	PR: 1LQ						
1.4 i 16V		11.99	07.05	PR: 1LE	24.0125-0113.1	425113		288 25,0 22,0 V L +S +B		
1.6 i 16V		11.99	07.05	PR: 1LE	24.0325-0113.1	525113		288 25,0 22,0 V L +S +B PD		
1.8 20V T	132	11.99	07.05	PR: 1LE						
1.8 20V T 4x4	132	11.99	07.05	PR: 1LE						
1.8 i 20V	92	11.99	07.05	PR: 1LE						
1.8 T 4x4	154	05.02	07.05	PR: 1LE						
1.9 SDI	50	11.99	07.05	PR: 1LE						
1.9 TDI		11.99	07.05	PR: 1LE						
1.9 TDI		11.99	07.05	PR: 1LE						
1.9 TDI	96	05.03	07.05	PR: 1LE						
1.9 TDI	110	02.01	07.05	PR: 1LE						
1.9 TDI Syncro	110	05.02	07.05	PR: 1LE						
2.3 VR5	110	09.00	07.05	PR: 1LE						
2.8	150	05.02	07.05	PR: 1LE						
1.4 i 16V		11.99	07.05	PR: 1LJ,1ZQ	24.0125-0123.1	425123		310 25,0 22,0 V L +B		
1.6 i 16V		11.99	07.05	PR: 1LJ,1ZQ	24.0325-0123.1	525123		310 25,0 22,0 V L +B PD		
1.8 20V T	132	11.99	07.05	PR: 1LJ,1ZQ						
1.8 20V T 4x4	132	11.99	07.05	PR: 1LJ,1ZQ						
1.8 i 20V	92	11.99	07.05	PR: 1LJ,1ZQ						
1.8 T 4x4	154	05.02	07.05	PR: 1LJ,1ZQ						
1.8 T Cupra R	154	05.02	07.05	PR: 1LT						

1) + 18" wheel / + ruota 18" / + roue 18" / + rueda 18"



								
SEAT LEON I (1M1) (99-05)								
	1.8 T Cupra R 165 1.9 SDI 50 1.9 TDI 1.9 TDI 96 1.9 TDI 110 1.9 TDI Syncro 110 2.3 VR5 110 2.8 150 2.8 i Cupra 4x4 150		07.03 07.05 PR: 1LT 11.99 07.05 PR: 1LJ,1ZQ 11.99 07.05 PR: 1LJ,1ZQ 11.99 07.05 PR: 1LJ,1ZQ 05.03 07.05 PR: 1LJ,1ZQ 02.01 07.05 PR: 1LJ,1ZQ 05.02 07.05 PR: 1LJ,1ZQ 09.00 07.05 PR: 1LJ,1ZQ 05.02 07.05 PR: 1LJ,1ZQ 02.01 07.05 PR: 1LT		24.0125-0123.1 425123 24.0325-0123.1 525123			310 25,0 22,0 V L +B 310 25,0 22,0 V L +B PD
	1.4 i 16V 1.6 i 16V 1.8 20V T 132 1.8 20V T 4x4 132 1.8 i 20V 92 1.8 T 4x4 154 1.8 T Cupra R 154 1.8 T Cupra R 165 1.9 SDI 50 1.9 TDI 1.9 TDI 96 1.9 TDI 110 1.9 TDI Syncro 110 2.3 VR5 110 2.8 150 2.8 i Cupra 4x4 150		11.99 07.05 11.99 07.05 11.99 07.05 11.99 07.05 05.02 07.05 05.02 07.05 07.03 07.05 11.99 07.05 11.99 07.05 11.99 07.05 05.03 07.05 02.01 07.05 05.02 07.05 09.00 07.05 05.02 07.05 02.01 07.05		24.0711-1361.3 360022 24.0711-1362.3 360023		 	Radsensor Radsensor
	1.4 i 16V 1.6 i 16V 1.8 20V T 132 1.8 20V T 4x4 132 1.8 i 20V 92 1.8 T 4x4 154 1.9 SDI 50 1.9 TDI 1.9 TDI 96 1.9 TDI 110 1.9 TDI Syncro 110 2.3 VR5 110 2.8 150		11.99 07.05 PR: 1KK,1KP,1KQ 11.99 07.05 PR: 1KK,1KP,1KQ 11.99 07.05 PR: 1KK,1KP,1KQ 11.99 07.05 PR: 1KK,1KP,1KQ 05.02 07.05 PR: 1KK,1KP,1KQ 11.99 07.05 PR: 1KK,1KP,1KQ 11.99 07.05 PR: 1KK,1KP,1KQ 11.99 07.05 PR: 1KK,1KP,1KQ 05.03 07.05 PR: 1KK,1KP,1KQ 02.01 07.05 PR: 1KK,1KP,1KQ 05.02 07.05 PR: 1KK,1KP,1KQ 09.00 07.05 PR: 1KK,1KP,1KQ 05.02 07.05 PR: 1KK,1KP,1KQ		13.0460-2894.2 602894 13.0470-2894.2 LD2894 13.0460-0072.2 610072		20961 17,4 /Zub/S LUC 20961 17,4 /Zub/S LUC Einbausatz LUC	
	1.4 i 16V 1.6 i 16V 1.8 20V T 132 1.8 20V T 4x4 132 1.8 i 20V 92 1.8 T 4x4 154 1.8 T Cupra R 154 1.8 T Cupra R 165 1.9 SDI 50 1.9 TDI 1.9 TDI 96 1.9 TDI 110 1.9 TDI Syncro 110 2.3 VR5 110 2.8 150 2.8 i Cupra 4x4 150		11.99 07.05 PR: 1KY,2EE 11.99 07.05 PR: 1KY,2EE 11.99 07.05 PR: 1KY,2EE 11.99 07.05 PR: 1KY,2EE 05.02 07.05 PR: 1KY,2EE 05.02 07.05 PR: 1KY,2EM 07.03 07.05 PR: 1KY,2EM 11.99 07.05 PR: 1KY,2EE 11.99 07.05 PR: 1KY,2EE 05.03 07.05 PR: 1KY,2EE 02.01 07.05 PR: 1KY,2EE 05.02 07.05 PR: 1KY,2EE 09.00 07.05 PR: 1KY,2EE 05.02 07.05 PR: 1KY,2EE 02.01 07.05 PR: 1KY,2EM		13.0460-2886.2 602886 13.0470-2886.2 LD2886 13.0460-0072.2 610072		20961 16,2 /S LUC 20961 16,2 /S LUC Einbausatz LUC	
	1.4 i 16V 1.6 i 16V 1.8 20V T 132 1.8 20V T 4x4 132 1.8 i 20V 92 1.8 T 4x4 154 1.8 T Cupra R 154 1.8 T Cupra R 165 1.9 SDI 50 1.9 TDI 1.9 TDI 96 1.9 TDI 110 1.9 TDI Syncro 110 2.3 VR5 110 2.8 150 2.8 i Cupra 4x4 150		11.99 07.05 PR: 1KY,2EE 11.99 07.05 PR: 1KY,2EE 11.99 07.05 PR: 1KY,2EE 11.99 07.05 PR: 1KY,2EE 05.02 07.05 PR: 1KY,2EE 05.02 07.05 PR: 1KY,2EM 07.03 07.05 PR: 1KY,2EM 11.99 07.05 PR: 1KY,2EE 11.99 07.05 PR: 1KY,2EE 11.99 07.05 PR: 1KY,2EE 05.03 07.05 PR: 1KY,2EE 02.01 07.05 PR: 1KY,2EE 05.02 07.05 PR: 1KY,2EE 09.00 07.05 PR: 1KY,2EE 05.02 07.05 PR: 1KY,2EE 02.01 07.05 PR: 1KY,2EM		24.0122-0163.1 422163 24.0322-0163.1 522163		256 22,0 20,0 V L +B 256 22,0 20,0 V L +B PD	
	1.4 i 16V 1.6 i 16V 1.8 20V T 132 1.8 20V T 4x4 132 1.8 i 20V 92 1.8 T 4x4 154 1.9 SDI 50 1.9 TDI 1.9 TDI 96 1.9 TDI 110 1.9 TDI Syncro 110		11.99 07.05 PR: 1KK,1KP,1KQ 11.99 07.05 PR: 1KK,1KP,1KQ 11.99 07.05 PR: 1KK,1KP,1KQ 11.99 07.05 PR: 1KK,1KP,1KQ 05.02 07.05 PR: 1KK,1KP,1KQ 11.99 07.05 PR: 1KK,1KP,1KQ 11.99 07.05 PR: 1KK,1KP,1KQ 05.03 07.05 PR: 1KK,1KP,1KQ 02.01 07.05 PR: 1KK,1KP,1KQ 05.02 07.05 PR: 1KK,1KP,1KQ		24.0109-0123.1 409123 24.0309-0123.1 509123		230 9,0 7,0 +S +B 230 9,0 7,0 +S +B PD	

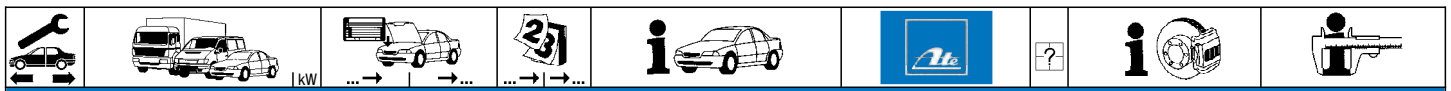
																		
SEAT LEON I (1M1) (99-05)																		
	2.3 VR5 2.8	110 150		09.00 05.02	07.05 07.05	PR: 1KK,1KP,1KQ PR: 1KK,1KP,1KQ		24.0109-0123.1 24.0309-0123.1	409123 509123								230 9,0 7,0 +S +B 230 9,0 7,0 +S +B PD	
	1.4 i 16V 1.6 i 16V 1.8 20V T 1.8 20V T 4x4 1.8 i 20V 1.8 T 4x4 1.8 T Cupra R 1.8 T Cupra R 1.9 SDI 1.9 TDI 1.9 TDI 1.9 TDI 1.9 TDI 1.9 TDI Syncro 2.3 VR5 2.8 2.8 i Cupra 4x4			11.99 11.99 11.99 11.99 11.99 05.02 05.02 07.03 11.99 11.99 11.99 05.03 02.01 05.02 09.00 05.02 02.01	07.05 07.05 07.05 07.05 07.05 07.05 07.05 07.05 07.05 07.05 07.05 07.05 07.05 07.05 07.05 07.05 07.05			24.0741-1107.3	360042	2							Radsensor	
SEAT LEON II (1P1) (05-12)																		
	1.2 TSI 1.4 i 16V 1.4 i 16V 1.4 TSI 1.6 i 1.6 i 16V 1.6 LPG 1.6 TDI 1.6 TDI Ecomotive 1.8 T 20V 1.8 T 20V 1.8 TSI 1.9 TDI 1.9 TDI 1.9 TDI 2.0 FSI 2.0 i 16V 2.0 TDI 2.0 TDI 2.0 TFSI 2.0 TFSI 2.0 TFSI	77 55 63 92 75 77 75 66 77 132 165 118 81 110 110 100 125 136 155		02.10 08.05 06.06 11.07 08.05 08.05 12.09 11.10 02.10 08.05 08.05 06.07 08.05 08.05 08.05 08.05 08.05 11.06 08.05 09.05	10.12 10.12 10.12 10.12 10.12 10.12 10.12 10.12 10.12 10.12 10.12 10.12 10.12 10.12 10.12 10.12 10.12 10.12 10.12 10.12 10.12	PR: 1ZF,1ZM PR: 1ZF,1ZM PR: 1ZF,1ZM PR: 1ZF,1ZM PR: 1ZF,1ZM PR: 1ZF,1ZM PR: 1ZF,1ZM PR: 1ZF,1ZM PR: 1ZF,1ZM PR: 1ZF,1ZM PR: 1ZF,1ZM PR: 1ZF,1ZM PR: 1ZF,1ZM PR: 1ZF,1ZM PR: 1ZF,1ZM PR: 1ZF,1ZM PR: 1ZF,1ZM PR: 1ZF,1ZM PR: 1ZF,1ZM PR: 1ZF,1ZM		13.0460-7117.2 13.0470-7117.2	607117 LD7117								23131 19,6 +/WK 23131 19,6 +/WK	VW VW
	1.2 TSI 1.4 i 16V 1.4 i 16V 1.4 TSI 1.6 i 1.6 i 16V 1.6 LPG 1.6 TDI 1.6 TDI Ecomotive 1.8 T 20V 1.8 T 20V 1.8 TSI 1.9 TDI 1.9 TDI 1.9 TDI 2.0 FSI 2.0 i 16V 2.0 TDI 2.0 TDI 2.0 TFSI 2.0 TFSI 2.0 TFSI	77 55 63 92 75 77 75 66 77 132 165 118 81 110 110 100 125 136 155		02.10 08.05 06.06 11.07 08.05 08.05 12.09 11.10 02.10 08.05 08.05 06.07 08.05 08.05 08.05 08.05 11.06 08.05 09.05	10.12 10.12 10.12 10.12 10.12 10.12 10.12 10.12 10.12 10.12 10.12 10.12 10.12 10.12 10.12 10.12 10.12 10.12 10.12 10.12 10.12	PR: 1ZE,1LJ PR: 1ZE,1LJ PR: 1ZE,1LJ PR: 1ZE,1LJ PR: 1ZE,1LJ PR: 1ZE,1LJ PR: 1ZE,1LJ PR: 1ZE,1LJ PR: 1ZE,1LJ PR: 1ZE,1LJ PR: 1ZE,1LJ PR: 1ZE,1LJ PR: 1ZE,1LJ PR: 1ZE,1LJ PR: 1ZE,1LJ PR: 1ZE,1LJ PR: 1ZE,1LJ PR: 1ZE,1LJ PR: 1ZE,1LJ PR: 1ZE,1LJ		13.0460-7184.2 13.0470-7184.2	607184 LD7184								23587 20,6 +/WK 23587 20,6 +/WK	ATE ATE
	1.2 TSI 1.4 i 16V 1.4 i 16V 1.4 TSI 1.6 i 1.6 i 16V 1.6 LPG 1.6 TDI 1.6 TDI Ecomotive 1.8 T 20V 1.8 T 20V 1.8 TSI 1.9 TDI 1.9 TDI 1.9 TDI 2.0 FSI 2.0 i 16V 2.0 TDI 2.0 TDI 2.0 TFSI 2.0 TFSI 2.0 TFSI	77 55 63 92 75 77 75 66 77 132 165 118 81 110 110 100 125 136 155		02.10 08.05 06.06 11.07 08.05 08.05 12.09 11.10 02.10 08.05 08.05 06.07 08.05 08.05 08.05 08.05 11.06 08.05 09.05	10.12 10.12 10.12 10.12 10.12 10.12 10.12 10.12 10.12 10.12 10.12 10.12 10.12 10.12 10.12 10.12 10.12 10.12 10.12 10.12 10.12	PR: 1LU PR: 1LU PR: 1LU PR: 1LU PR: 1LU PR: 1LU PR: 1LU PR: 1LU PR: 1LU PR: 1LU PR: 1LU PR: 1LU PR: 1LU PR: 1LU PR: 1LU PR: 1LU PR: 1LU PR: 1LU PR: 1LU PR: 1LU		13.0460-7200.2 13.0470-7200.2	607200 LD7200								23801 20,3 +/WK 23801 20,3 +/WK	ATE ATE



SEAT LEON II (1P1) (05-12)

	2.0 TFSI	155		09.05	10.12	PR: 1LU	13.0460-7200.2	607200		23801 20,3 +/WK	ATE
							13.0470-7200.2	LD7200		23801 20,3 +/WK	ATE
	1.2 TSI	77		02.10	10.12	PR: 1LB	13.0460-7227.2	607227		23801 20,3 +/WK	ATE
	1.4 i 16V	55		08.05	10.12	PR: 1LB	13.0470-7227.2	LD7227		23801 20,4 +/WK	ATE
	1.4 i 16V	63		06.06	10.12	PR: 1LB					
	1.4 TSI	92		11.07	10.12	PR: 1LB					
	1.6 i	75		08.05	10.12	PR: 1LB					
	1.6 i 16V	77		08.05	10.12	PR: 1LB					
	1.6 LPG	75		12.09	10.12	PR: 1LB					
	1.6 TDI	66		11.10	10.12	PR: 1LB					
	1.6 TDI Ecomotive	77		02.10	10.12	PR: 1LB					
	1.8 T 20V	132		08.05	10.12	PR: 1LB					
	1.8 T 20V	165		08.05	10.12	PR: 1LB					
	1.8 TSI	118		06.07	10.12	PR: 1LB					
	1.9 TDI			08.05	10.12	PR: 1LB					
	1.9 TDI	81		08.05	10.12	PR: 1LB					
	1.9 TDI	110		08.05	10.12	PR: 1LB					
	1.9 TDI	110		08.05	10.12	PR: 1LB					
	2.0 FSI	110		08.05	10.12	PR: 1LB					
	2.0 i 16V	100		08.05	10.12	PR: 1LB					
	2.0 TDI			08.05	10.12	PR: 1LB					
	2.0 TDI	125		02.06	10.12	PR: 1LB					
	2.0 TFSI			11.06	10.12	PR: 1LB					
	2.0 TFSI	136		08.05	10.12	PR: 1LB					
	2.0 TFSI	155		09.05	10.12	PR: 1LB					
	1.2 TSI	77		02.10	10.12	PR: 1ZF,1ZM	24.0122-0210.1	422210		280 22,0 19,0 V L +S +B	
	1.4 i 16V	55		08.05	10.12	PR: 1ZF,1ZM	24.0322-0210.1	522210		280 22,0 19,0 V L +S +B PD	
	1.4 i 16V	63		06.06	10.12	PR: 1ZF,1ZM					
	1.4 TSI	92		11.07	10.12	PR: 1ZF,1ZM					
	1.6 i	75		08.05	10.12	PR: 1ZF,1ZM					
	1.6 i 16V	77		08.05	10.12	PR: 1ZF,1ZM					
	1.6 LPG	75		12.09	10.12	PR: 1ZF,1ZM					
	1.6 TDI	66		11.10	10.12	PR: 1ZF,1ZM					
	1.6 TDI Ecomotive	77		02.10	10.12	PR: 1ZF,1ZM					
	1.8 T 20V	132		08.05	10.12	PR: 1ZF,1ZM					
	1.8 T 20V	165		08.05	10.12	PR: 1ZF,1ZM					
	1.8 TSI	118		06.07	10.12	PR: 1ZF,1ZM					
	1.9 TDI			08.05	10.12	PR: 1ZF,1ZM					
	1.9 TDI	81		08.05	10.12	PR: 1ZF,1ZM					
	1.9 TDI	110		08.05	10.12	PR: 1ZF,1ZM					
	1.9 TDI	110		08.05	10.12	PR: 1ZF,1ZM					
	2.0 FSI	110		08.05	10.12	PR: 1ZF,1ZM					
	2.0 i 16V	100		08.05	10.12	PR: 1ZF,1ZM					
	2.0 TDI			08.05	10.12	PR: 1ZF,1ZM					
	2.0 TDI	125		02.06	10.12	PR: 1ZF,1ZM					
	2.0 TFSI			11.06	10.12	PR: 1ZF,1ZM					
	2.0 TFSI	136		08.05	10.12	PR: 1ZF,1ZM					
	2.0 TFSI	155		09.05	10.12	PR: 1ZF,1ZM					
	1.2 TSI	77		02.10	10.12	PR: 1ZE	24.0125-0145.1	425145		288 25,0 22,0 V L +S +B	
	1.4 i 16V	55		08.05	10.12	PR: 1ZE	24.0325-0145.1	525145		288 25,0 22,0 V L +S +B PD	
	1.4 i 16V	63		06.06	10.12	PR: 1ZE					
	1.4 TSI	92		11.07	10.12	PR: 1ZE					
	1.6 i	75		08.05	10.12	PR: 1ZE					
	1.6 i 16V	77		08.05	10.12	PR: 1ZE					
	1.6 LPG	75		12.09	10.12	PR: 1ZE					
	1.6 TDI	66		11.10	10.12	PR: 1ZE					
	1.6 TDI Ecomotive	77		02.10	10.12	PR: 1ZE					
	1.8 T 20V	132		08.05	10.12	PR: 1ZE					
	1.8 T 20V	165		08.05	10.12	PR: 1ZE					
	1.8 TSI	118		06.07	10.12	PR: 1ZE					
	1.9 TDI			08.05	10.12	PR: 1ZE					
	1.9 TDI	81		08.05	10.12	PR: 1ZE					
	1.9 TDI	110		08.05	10.12	PR: 1ZE					
	1.9 TDI	110		08.05	10.12	PR: 1ZE					
	2.0 FSI	110		08.05	10.12	PR: 1ZE					
	2.0 i 16V	100		08.05	10.12	PR: 1ZE					
	2.0 TDI			08.05	10.12	PR: 1ZE					
	2.0 TDI	125		02.06	10.12	PR: 1ZE					
	2.0 TFSI			11.06	10.12	PR: 1ZE					
	2.0 TFSI	136		08.05	10.12	PR: 1ZE					
	2.0 TFSI	155		09.05	10.12	PR: 1ZE					
	1.2 TSI	77		02.10	10.12	PR: 1LJ	24.0125-0158.1	425158		312 25,0 22,0 V L +S +B	
	1.4 i 16V	55		08.05	10.12	PR: 1LJ	24.0325-0158.1	525158		312 25,0 22,0 V L +S +B PD	
	1.4 i 16V	63		06.06	10.12	PR: 1LJ					
	1.4 TSI	92		11.07	10.12	PR: 1LJ					
	1.6 i	75		08.05	10.12	PR: 1LJ					
	1.6 i 16V	77		08.05	10.12	PR: 1LJ					
	1.6 LPG	75		12.09	10.12	PR: 1LJ					
	1.6 TDI	66		11.10	10.12	PR: 1LJ					
	1.6 TDI Ecomotive	77		02.10	10.12	PR: 1LJ					
	1.8 T 20V	132		08.05	10.12	PR: 1LJ					
	1.8 T 20V	165		08.05	10.12	PR: 1LJ					
	1.8 TSI	118		06.07	10.12	PR: 1LJ					
	1.9 TDI			08.05	10.12	PR: 1LJ					
	1.9 TDI	81		08.05	10.12	PR: 1LJ					
	1.9 TDI	110		08.05	10.12	PR: 1LJ					
	1.9 TDI	110		08.05	10.12	PR: 1LJ					
	2.0 FSI	110		08.05	10.12	PR: 1LJ					
	2.0 i 16V	100		08.05	10.12	PR: 1LJ					
	2.0 TDI			08.05	10.12	PR: 1LJ					
	2.0 TDI	125		02.06	10.12	PR: 1LJ					

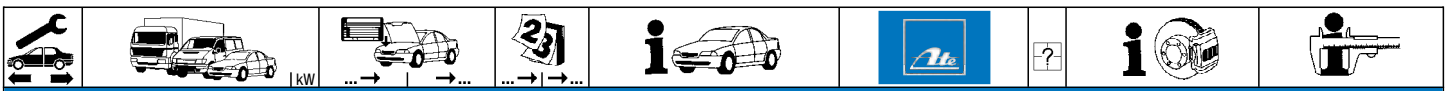




SEAT LEON II (1P1) (05-12)



















	2.0 TFSI	136	11.06	10.12	PR: 1LJ	24.0125-0158.1	425158		312 25,0 22,0 V L +S +B
	2.0 TFSI	136	08.05	10.12	PR: 1LJ	24.0325-0158.1	525158		312 25,0 22,0 V L +S +B PD
	2.0 TFSI	155	09.05	10.12	PR: 1LJ				
	1.2 TSI	77	02.10	10.12	PR: 1LB,1LU	24.0130-0115.1	430115		345 30,0 27,0 V L +B
	1.4 i 16V	55	08.05	10.12	PR: 1LB,1LU	24.0330-0115.1	530115		345 30,0 27,0 V L +B PD
	1.4 i 16V	63	06.06	10.12	PR: 1LB,1LU				
	1.4 TSI	92	11.07	10.12	PR: 1LB,1LU				
	1.6 i	75	08.05	10.12	PR: 1LB,1LU				
	1.6 i 16V	77	08.05	10.12	PR: 1LB,1LU				
	1.6 LPG	75	12.09	10.12	PR: 1LB,1LU				
	1.6 TDI	66	11.10	10.12	PR: 1LB,1LU				
	1.6 TDI Ecomotive	77	02.10	10.12	PR: 1LB,1LU				
	1.8 T 20V	132	08.05	10.12	PR: 1LB,1LU				
	1.8 T 20V	165	08.05	10.12	PR: 1LB,1LU				
	1.8 TSI	118	06.07	10.12	PR: 1LB,1LU				
	1.9 TDI	81	08.05	10.12	PR: 1LB,1LU				
	1.9 TDI	110	08.05	10.12	PR: 1LB,1LU				
	2.0 FSI	110	08.05	10.12	PR: 1LB,1LU				
	2.0 i 16V	100	08.05	10.12	PR: 1LB,1LU				
	2.0 TDI	125	02.06	10.12	PR: 1LB,1LU				
2.0 TFSI	136	11.06	10.12	PR: 1LB,1LU					
2.0 TFSI	136	08.05	10.12	PR: 1LB,1LU					
2.0 TFSI	155	09.05	10.12	PR: 1LB,1LU					
	1.2 TSI	77	02.10	10.12		24.0711-5271.3	360301		Radsensor
	1.4 i 16V	55	08.05	10.12		24.0711-5272.3	360302		Radsensor
	1.4 i 16V	63	06.06	10.12					
	1.4 TSI	92	11.07	10.12					
	1.6 i	75	08.05	10.12					
	1.6 i 16V	77	08.05	10.12					
	1.6 LPG	75	12.09	10.12					
	1.6 TDI	66	11.10	10.12					
	1.6 TDI Ecomotive	77	02.10	10.12					
	1.8 T 20V	132	08.05	10.12					
	1.8 T 20V	165	08.05	10.12					
	1.8 TSI	118	06.07	10.12					
	1.9 TDI	81	08.05	10.12					
	1.9 TDI	110	08.05	10.12					
	2.0 FSI	110	08.05	10.12					
	2.0 i 16V	100	08.05	10.12					
	2.0 TDI	125	02.06	10.12					
	2.0 TFSI	136	11.06	10.12					
	2.0 TFSI	136	08.05	10.12					
	2.0 TFSI	155	09.05	10.12					
	1.2 TSI	77	02.10	10.12	PR: 1KD	13.0460-2820.2	602820		20961 17,2 /S LUC
	1.4 i 16V	55	08.05	10.12	PR: 1KD	13.0470-2820.2	LD2820		20961 17,2 /S LUC
	1.4 i 16V	63	06.06	10.12	PR: 1KD				
	1.4 TSI	92	11.07	10.12	PR: 1KD				
	1.6 i	75	08.05	10.12	PR: 1KD				
	1.6 i 16V	77	08.05	10.12	PR: 1KD				
	1.6 LPG	75	12.09	10.12	PR: 1KD				
	1.6 LPG	75	11.06	10.12	PR: 1KD				
	1.6 TDI	66	11.10	10.12	PR: 1KD				
	1.6 TDI Ecomotive	77	02.10	10.12	PR: 1KD				
	1.8 T 20V	132	08.05	10.12	PR: 1KD				
	1.8 T 20V	165	08.05	10.12	PR: 1KD				
	1.8 TSI	118	06.07	10.12	PR: 1KD				
	1.9 TDI	81	08.05	10.12	PR: 1KD				
	1.9 TDI	110	08.05	10.12	PR: 1KD				
	2.0 FSI	110	08.05	10.12	PR: 1KD				
	2.0 i 16V	100	08.05	10.12	PR: 1KD				
	2.0 TDI	125	02.06	10.12	PR: 1KD				
	2.0 TFSI	136	08.05	10.12	PR: 1KD				
	2.0 TFSI	155	09.05	10.12	PR: 1KD				
	1.2 TSI	77	02.10	10.12	PR: 1KY,1KZ	13.0460-2880.2	602880		23914 17,1 /WE/Zub/S LUC
	1.4 i 16V	55	08.05	10.12	PR: 1KY,1KZ	13.0470-2880.2	LD2880		23914 17,1 /WE/Zub/S LUC
	1.4 i 16V	63	06.06	10.12	PR: 1KY,1KZ				
	1.4 TSI	92	11.07	10.12	PR: 1KY,1KZ				
	1.6 i	75	08.05	10.12	PR: 1KY,1KZ				
	1.6 i 16V	77	08.05	10.12	PR: 1KY,1KZ				
	1.6 LPG	75	12.09	10.12	PR: 1KY,1KZ				
	1.6 TDI	66	11.10	10.12	PR: 1KY,1KZ				
	1.6 TDI Ecomotive	77	02.10	10.12	PR: 1KY,1KZ				
	1.8 T 20V	132	08.05	10.12	PR: 1KY,1KZ				
	1.8 T 20V	165	08.05	10.12	PR: 1KY,1KZ				
	1.8 TSI	118	06.07	10.12	PR: 1KY,1KZ				
	1.9 TDI	81	08.05	10.12	PR: 1KY,1KZ				
	1.9 TDI	110	08.05	10.12	PR: 1KY,1KZ				
	2.0 FSI	110	08.05	10.12	PR: 1KY,1KZ				
	2.0 i 16V	100	08.05	10.12	PR: 1KY,1KZ				
	2.0 TDI	125	02.06	10.12	PR: 1KY,1KZ				
	2.0 TFSI	136	08.05	10.12	PR: 1KY,1KZ				
	2.0 TFSI	155	09.05	10.12	PR: 1KY,1KZ				






































SEAT LEON II (1P1) (05-12)

	2.0 TDI	125	02.06	10.12	PR: 1KY,1KZ	13.0460-2880.2	602880		23914 17,1 /WE/Zub/S	LUC
	2.0 TFSI		11.06	10.12	PR: 1KY,1KZ	13.0470-2880.2	LD2880		23914 17,1 /WE/Zub/S	LUC
	2.0 TFSI	136	08.05	10.12	PR: 1KY,1KZ					
	2.0 TFSI	155	09.05	10.12	PR: 1KY,1KZ					
	1.2 TSI	77	02.10	10.12	PR: 1KS,1KT	13.0460-3858.2	603858		24563 17,7 /Zub/S	BOS
	1.4 i 16V	55	08.05	10.12	PR: 1KS,1KT					
	1.4 i 16V	63	06.06	10.12	PR: 1KS,1KT					
	1.4 TSI	92	11.07	10.12	PR: 1KS,1KT					
	1.6 i	75	08.05	10.12	PR: 1KS,1KT					
	1.6 i 16V	77	08.05	10.12	PR: 1KS,1KT					
	1.6 LPG	75	12.09	10.12	PR: 1KS,1KT					
	1.6 TDI	66	11.10	10.12	PR: 1KS,1KT					
	1.6 TDI Ecomotive	77	02.10	10.12	PR: 1KS,1KT					
	1.8 T 20V	132	08.05	10.12	PR: 1KS,1KT					
	1.8 T 20V	165	08.05	10.12	PR: 1KS,1KT					
1.8 TSI	118	06.07	10.12	PR: 1KS,1KT						
1.9 TDI		08.05	10.12	PR: 1KS,1KT						
1.9 TDI	81	08.05	10.12	PR: 1KS,1KT						
1.9 TDI	110	08.05	10.12	PR: 1KS,1KT						
2.0 FSI	110	08.05	10.12	PR: 1KS,1KT						
2.0 i 16V	100	08.05	10.12	PR: 1KS,1KT						
2.0 TDI		08.05	10.12	PR: 1KS,1KT						
2.0 TDI	125	02.06	10.12	PR: 1KS,1KT						
2.0 TFSI		11.06	10.12	PR: 1KS,1KT						
2.0 TFSI	136	08.05	10.12	PR: 1KS,1KT						
2.0 TFSI	155	09.05	10.12	PR: 1KS,1KT						
	1.2 TSI	77	02.10	10.12	PR: 1KD	24.0110-0277.1	410277		253 10,0 8,0 +S +B	
	1.4 i 16V	55	08.05	10.12	PR: 1KD	24.0310-0277.1	510277		253 10,0 8,0 +S +B PD	
	1.4 i 16V	63	06.06	10.12	PR: 1KD					
	1.4 TSI	92	11.07	10.12	PR: 1KD					
	1.6 i	75	08.05	10.12	PR: 1KD					
	1.6 i 16V	77	08.05	10.12	PR: 1KD					
	1.6 LPG	75	12.09	10.12	PR: 1KD					
	1.6 TDI	66	11.10	10.12	PR: 1KD					
	1.6 TDI Ecomotive	77	02.10	10.12	PR: 1KD					
	1.8 T 20V	132	08.05	10.12	PR: 1KD					
	1.8 T 20V	165	08.05	10.12	PR: 1KD					
	1.8 TSI	118	06.07	10.12	PR: 1KD					
	1.9 TDI		08.05	10.12	PR: 1KD					
	1.9 TDI	81	08.05	10.12	PR: 1KD					
	1.9 TDI	110	08.05	10.12	PR: 1KD					
2.0 FSI	110	08.05	10.12	PR: 1KD						
2.0 i 16V	100	08.05	10.12	PR: 1KD						
2.0 TDI		08.05	10.12	PR: 1KD						
2.0 TDI	125	02.06	10.12	PR: 1KD						
2.0 TFSI		11.06	10.12	PR: 1KD						
2.0 TFSI	136	08.05	10.12	PR: 1KD						
2.0 TFSI	155	09.05	10.12	PR: 1KD						
	1.2 TSI	77	02.10	10.12	PR: 1KY,1KZ	24.0112-0169.1	412169		282 12,0 10,0 +S +B	
	1.4 i 16V	55	08.05	10.12	PR: 1KY,1KZ					
	1.4 i 16V	63	06.06	10.12	PR: 1KY,1KZ					
	1.4 TSI	92	11.07	10.12	PR: 1KY,1KZ					
	1.6 i	75	08.05	10.12	PR: 1KY,1KZ					
	1.6 i 16V	77	08.05	10.12	PR: 1KY,1KZ					
	1.6 LPG	75	12.09	10.12	PR: 1KY,1KZ					
	1.6 TDI	66	11.10	10.12	PR: 1KY,1KZ					
	1.6 TDI Ecomotive	77	02.10	10.12	PR: 1KY,1KZ					
	1.8 T 20V	132	08.05	10.12	PR: 1KY,1KZ					
	1.8 T 20V	165	08.05	10.12	PR: 1KY,1KZ					
	1.8 TSI	118	06.07	10.12	PR: 1KY,1KZ					
	1.9 TDI		08.05	10.12	PR: 1KY,1KZ					
	1.9 TDI	81	08.05	10.12	PR: 1KY,1KZ					
	1.9 TDI	110	08.05	10.12	PR: 1KY,1KZ					
2.0 FSI	110	08.05	10.12	PR: 1KY,1KZ						
2.0 i 16V	100	08.05	10.12	PR: 1KY,1KZ						
2.0 TDI		08.05	10.12	PR: 1KY,1KZ						
2.0 TDI	125	02.06	10.12	PR: 1KY,1KZ						
2.0 TFSI		11.06	10.12	PR: 1KY,1KZ						
2.0 TFSI	136	08.05	10.12	PR: 1KY,1KZ						
2.0 TFSI	155	09.05	10.12	PR: 1KY,1KZ						
	1.2 TSI	77	02.10	10.12	PR: 1KS,1KT	24.0110-0356.1	410356		272 9,7 8,0 +S +B	
	1.4 i 16V	55	08.05	10.12	PR: 1KS,1KT					
	1.4 i 16V	63	06.06	10.12	PR: 1KS,1KT					
	1.4 TSI	92	11.07	10.12	PR: 1KS,1KT					
	1.6 i	75	08.05	10.12	PR: 1KS,1KT					
	1.6 i 16V	77	08.05	10.12	PR: 1KS,1KT					
	1.6 LPG	75	12.09	10.12	PR: 1KS,1KT					
	1.6 TDI	66	11.10	10.12	PR: 1KS,1KT					
	1.6 TDI Ecomotive	77	02.10	10.12	PR: 1KS,1KT					
	1.8 T 20V	132	08.05	10.12	PR: 1KS,1KT					
	1.8 T 20V	165	08.05	10.12	PR: 1KS,1KT					
	1.8 TSI	118	06.07	10.12	PR: 1KS,1KT					
	1.9 TDI		08.05	10.12	PR: 1KS,1KT					
	1.9 TDI	81	08.05	10.12	PR: 1KS,1KT					
	1.9 TDI	110	08.05	10.12	PR: 1KS,1KT					
2.0 FSI	110	08.05	10.12	PR: 1KS,1KT						
2.0 i 16V	100	08.05	10.12	PR: 1KS,1KT						

	 kW							
SEAT LEON II (1P1) (05-12)								
	2.0 TDI 125		08.05	10.12 PR: 1KS,1KT	24.0110-0356.1	410356		272 9,7 8,0 +S +B
	2.0 TDI 136		02.06	10.12 PR: 1KS,1KT				
	2.0 TFSI 136		11.06	10.12 PR: 1KS,1KT				
	2.0 TFSI 155		08.05	10.12 PR: 1KS,1KT				
	2.0 TFSI 155		09.05	10.12 PR: 1KS,1KT				
	1.2 TSI 77		02.10	10.12	24.0711-6231.3	360305		Radsensor
	1.4 i 16V 55		08.05	10.12	24.0711-6232.3	360306		Radsensor
	1.4 i 16V 63		06.06	10.12				
	1.4 TSI 92		11.07	10.12				
	1.6 i 75		08.05	10.12				
	1.6 i 16V 77		08.05	10.12				
	1.6 LPG 75		12.09	10.12				
	1.6 TDI 66		11.10	10.12				
	1.6 TDI Ecomotive 77		02.10	10.12				
	1.8 T 20V 132		08.05	10.12				
	1.8 T 20V 165		08.05	10.12				
	1.8 TSI 118		06.07	10.12				
	1.9 TDI 81		08.05	10.12				
	1.9 TDI 110		08.05	10.12				
	1.9 TDI 110		08.05	10.12				
	2.0 FSI 110		08.05	10.12				
	2.0 i 16V 100		08.05	10.12				
	2.0 TDI 125		08.05	10.12				
	2.0 TDI 125		02.06	10.12				
	2.0 TFSI 136		11.06	10.12				
	2.0 TFSI 136		08.05	10.12				
	2.0 TFSI 155		09.05	10.12				
SEAT LEON III (5F) / SC / ST (12-)								
	1.2 TSI 63		09.12	PR: 1ZA	24.0125-0158.1	425158		312 25,0 22,0 V L +S +B
	1.2 TSI 77		09.12	PR: 1ZA				
	1.4 TSI 90		09.12	PR: 1ZA				
	1.4 TSI 103		09.12	PR: 1ZA				
	1.6 TDI 66		09.12	PR: 1ZA				
	1.6 TDI 77		09.12	PR: 1ZA				
	1.6 TDI 81		09.13	PR: 1ZA				
	1.8 TFSI 132		09.12	PR: 1ZA				
	2.0 TDI 81		05.13	PR: 1ZA				
	2.0 TDI 105		05.13	PR: 1ZA				
	2.0 TDI 110		09.12	PR: 1ZA				
	2.0 TDI 135		09.12	PR: 1ZA				
	1.2 TSI 63		09.12	PR: 1ZE	24.0125-0145.1	425145		288 25,0 22,0 V L +S +B
	1.2 TSI 77		09.12	PR: 1ZE				
	1.4 TSI 90		09.12	PR: 1ZE				
	1.4 TSI 103		09.12	PR: 1ZE				
	1.6 TDI 66		09.12	PR: 1ZE				
	1.6 TDI 77		09.12	PR: 1ZE				
	1.6 TDI 81		09.13	PR: 1ZE				
	1.8 TFSI 132		09.12	PR: 1ZE				
	2.0 TDI 81		05.13	PR: 1ZE				
	2.0 TDI 105		05.13	PR: 1ZE				
	2.0 TDI 110		09.12	PR: 1ZE				
	2.0 TDI 135		09.12	PR: 1ZE				
	1.2 TSI 63		09.12		24.0711-5273.3	360303		Radsensor
	1.2 TSI 77		09.12		24.0711-5274.3	360304		Radsensor
	1.4 TSI 90		09.12					
	1.4 TSI 103		09.12					
	1.6 TDI 66		09.12					
	1.6 TDI 77		09.12					
	1.6 TDI 81		09.13					
	1.8 TFSI 132		09.12					
	2.0 TDI 81		05.13					
	2.0 TDI 105		05.13					
	2.0 TDI 110		09.12					
	2.0 TDI 135		09.12					
	1.2 TSI 63		09.12	PR: 1KD	24.0110-0277.1	410277		253 10,0 8,0 +S +B
	1.2 TSI 77		09.12	PR: 1KD				
	1.4 TSI 90		09.12	PR: 1KD				
	1.4 TSI 103		09.12	PR: 1KD				
	1.6 TDI 66		09.12	PR: 1KD				
	1.6 TDI 77		09.12	PR: 1KD				
	1.6 TDI 81		09.13	PR: 1KD				
	1.8 TFSI 132		09.12	PR: 1KD				
	2.0 TDI 81		05.13	PR: 1KD				
	2.0 TDI 105		05.13	PR: 1KD				
	2.0 TDI 110		09.12	PR: 1KD				
	2.0 TDI 135		09.12	PR: 1KD				
	1.2 TSI 63		09.12	PR: 1KS	24.0110-0356.1	410356		272 9,7 8,0 +S +B
	1.2 TSI 77		09.12	PR: 1KS				
	1.4 TSI 90		09.12	PR: 1KS				
	1.4 TSI 103		09.12	PR: 1KS				
	1.6 TDI 66		09.12	PR: 1KS				
	1.6 TDI 77		09.12	PR: 1KS				
	1.6 TDI 81		09.13	PR: 1KS				
	1.8 TFSI 132		09.12	PR: 1KS				
	2.0 TDI 81		05.13	PR: 1KS				
	2.0 TDI 105		05.13	PR: 1KS				

								
SEAT LEON III (5F) / SC / ST (12-)								
	2.0 TDI 2.0 TDI	110 135		09.12 09.12	PR: 1KS PR: 1KS	24.0110-0356.1	410356	272 9,7 8,0 +S +B
	1.2 TSI 1.2 TSI 1.4 TSI 1.4 TSI 1.6 TDI 1.6 TDI 1.6 TDI 1.8 TFSI 2.0 TDI 2.0 TDI 2.0 TDI 2.0 TDI	63 77 90 103 66 77 81 132 81 105 110 135		09.12 09.12 09.12 09.12 09.12 09.12 09.13 09.12 05.13 05.13 09.12 09.12		24.0711-6230.3	360310	2  Radsensor
SEAT MALAGA (85-92)								
	1.2 1.5 1.5 i 1.7 D			09.85 09.85 09.87 09.85	12.92 12.92 12.92 12.92	13.0460-3939.2 13.0460-3940.2 13.0460-0410.2	603939 603940 610410	20775 18,0 /WE 20775 18,0 /WK Einbausatz BDX BDX
	1.2 1.5 1.7 D	63		09.85 09.85 09.85	12.92 12.92 12.92	24.0111-0130.1	411130	227 10,8 9,0 +B
	1.5 i	66		09.87	12.92	24.0111-0129.1	411129	251 11,0 9,5
	1.5 i	74		02.88	12.89	24.0120-0157.1	420157	251 20,0 18,0 V
	1.2 1.5 1.5 i 1.7 D			09.85 09.85 09.87 09.85	12.92 12.92 12.92 12.92	03.0137-0015.2 03.0137-9021.2	650015 669021	185 x 31 AUT Einbausatz FI FI
	1.2 1.5 1.5 i 1.7 D			09.85 09.85 09.87 09.85	12.92 12.92 12.92 12.92	24.0218-5001.1	480012	185/186,8 x 36,5
	1.2 1.5 1.5 i 1.7 D			09.85 09.85 09.87 09.85	12.92 12.92 12.92 12.92	03.0420-0917.3	680917	17,46/185x31 Kit FI
SEAT MARBELLA (87-98)								
	0.8 0.9			01.87 01.87	12.92 10.98	13.0460-3939.2 13.0460-0410.2	603939 610410	20775 18,0 /WE Einbausatz BDX BDX
	0.8 0.9			01.87 01.87	12.92 10.98	24.0111-0130.1	411130	227 10,8 9,0 +B
	0.8 0.9			01.87 01.87	12.92 10.98	03.0137-0015.2 03.0137-9021.2	650015 669021	185 x 31 AUT Einbausatz FI FI
	0.8 0.9			01.87 01.87	12.92 10.98	24.0218-5001.1	480012	185/186,8 x 36,5
SEAT Mii (12-)								
	1.0 1.0 1.0 EcoFuel	44 55 50		05.12 05.12 11.12		13.0460-7111.2 13.0470-7111.2	607111 LD7111	23130 19,6 + 23130 19,6 + VW VW
	1.0 1.0 1.0 EcoFuel	44 55 50		05.12 05.12 11.12		24.0711-5273.3 24.0711-5274.3	360303 360304	  Radsensor Radsensor
	1.0 1.0 1.0 EcoFuel	44 55 50		05.12 05.12 11.12		24.0711-6233.3 24.0711-6234.3	360315 360316	  Radsensor Radsensor
	1.0 1.0 1.0 EcoFuel	44 55 50		05.12 05.12 11.12		03.0137-0268.2 03.0137-9168.2	650268 669168	200 x 40 HEB Einbausatz VW VW
	1.0 1.0 1.0 EcoFuel	44 55 50		05.12 05.12 11.12		03.0520-4817.3	694817	17,46/200x40 TopKit VW
SEAT TERRA (87-96)								
	0.9 1.3 D 1.4 D			03.87 03.90 01.90	12.96 12.96 12.96	13.0460-3939.2 13.0460-0410.2	603939 610410	20775 18,0 /WE Einbausatz BDX BDX
	0.9 1.3 D 1.4 D			03.87 03.90 01.90	12.96 12.96 12.96	24.0111-0130.1	411130	227 10,8 9,0 +B
	0.9 1.3 D 1.4 D			03.87 03.90 01.90	12.96 12.96 12.96	03.0137-0015.2 03.0137-9021.2	650015 669021	185 x 31 AUT Einbausatz FI FI



SEAT TOLEDO I (1L) (91-98)

	1.6 i			09.91	08.96		13.0460-7032.2	607032		20887 19,7 +/Zub	VW
	1.8 i			09.91	08.96						
	1.9 D			09.91	08.96						
	1.9 TD	55		09.91	08.96						
	1.8 i 16V			09.91	03.94		13.0460-2821.2	602821		21945 16,0 /S	LUC
	1.9 TDI		1L-TR017000		08.96						
	2.0 i	85		09.91	08.96						
	1.9 TDI			04.95			13.0460-2958.2	602958		20168 19,3 /S	LUC
	2.0 i 16V	110		03.94	08.96						
	1.6 i			09.96	09.98	PR: 1LK,1LM	13.0460-7072.2	607072		21866 19,7 +	VW
1.8 i			09.96	09.98	PR: 1LK,1LM						
1.9 D			09.96	09.98	PR: 1LK,1LM						
1.9 TD	55		09.96	09.98	PR: 1LK,1LM						
1.9 TDI			09.96	09.98	PR: 1LK,1LM						
2.0 i	85		09.96	09.98	PR: 1LK,1LM						
2.0 i 16V	110		09.96	09.98	PR: 1LK,1LM						
1.6 i			09.96	09.98	PR: 1LG	13.0460-7101.2	607101		21866 15,3 +	VW	
1.8 i			09.96	09.98	PR: 1LG						
1.9 D			09.96	09.98	PR: 1LG						
1.9 TD	55		09.96	09.98	PR: 1LG						
1.9 TDI			09.96	09.98	PR: 1LG						
2.0 i	85		09.96	09.98	PR: 1LG						
2.0 i 16V	110		09.96	09.98	PR: 1LG						
1.6 i			09.96	09.98	PR: 1LD,1LV	13.0460-2958.2	602958		20168 19,3 /S	LUC	
1.8 i			09.96	09.98	PR: 1LD,1LV						
1.9 D			09.96	09.98	PR: 1LD,1LV						
1.9 TD	55		09.96	09.98	PR: 1LD,1LV						
1.9 TDI			09.96	09.98	PR: 1LD,1LV						
2.0 i	85		09.96	09.98	PR: 1LD,1LV						
2.0 i 16V	110		09.96	09.98	PR: 1LD,1LV						
1.6 i			09.96	09.98	PR: 1LY,1ZK	13.0460-2821.2	602821		21945 16,0 /S	LUC	
1.8 i			09.96	09.98	PR: 1LY,1ZK						
1.9 D			09.96	09.98	PR: 1LY,1ZK						
1.9 TD	55		09.96	09.98	PR: 1LY,1ZK						
1.9 TDI			09.96	09.98	PR: 1LY,1ZK						
2.0 i	85		09.96	09.98	PR: 1LY,1ZK						
2.0 i 16V	110		09.96	09.98	PR: 1LY,1ZK						
	1.6 i			09.91	08.96		24.0112-0106.1	412106		239 12,0 10,0 +S +B	
	1.8 i			09.91	08.96		24.0312-0106.1	512106		239 12,0 10,0 +S +B PD	
	1.9 D			09.91	08.96						
	1.9 TD	55		09.91	08.96						
	1.9 TDI		1L-TR016999	04.95			24.0113-0178.1	413178		256 12,9 11,0 +S +B	
							24.0313-0178.1	513178		256 12,9 11,0 +S +B PD	
	1.8 i			09.91	08.96		24.0120-0128.1	420128		256 20,0 18,0 V L +S +B	
	1.8 i 16V		1L-TR017000	09.91	03.94		24.0320-0128.1	520128		256 20,0 18,0 V L +S +B PD	
	1.9 TDI				08.96						
	2.0 i	85		09.91	08.96						
2.0 i 16V	110		03.94	08.96		24.0122-0100.1	422100		280 22,0 20,0 V L +B		
						24.0322-0100.1	522100		280 22,0 20,0 V L +B PD		
1.6 i			09.96	09.98	PR: 1LK,1LM	24.0112-0106.1	412106		239 12,0 10,0 +S +B		
1.8 i			09.96	09.98	PR: 1LK,1LM	24.0312-0106.1	512106		239 12,0 10,0 +S +B PD		
1.9 D			09.96	09.98	PR: 1LK,1LM						
1.9 TD	55		09.96	09.98	PR: 1LK,1LM						
1.9 TDI			09.96	09.98	PR: 1LK,1LM						
2.0 i	85		09.96	09.98	PR: 1LK,1LM						
2.0 i 16V	110		09.96	09.98	PR: 1LK,1LM						
1.6 i			09.96	09.98	PR: 1LG	24.0120-0123.1	420123		239 20,0 18,0 V L +S +B		
1.8 i			09.96	09.98	PR: 1LG	24.0320-0123.1	520123		239 20,0 18,0 V L +S +B PD		
1.9 D			09.96	09.98	PR: 1LG						
1.9 TD	55		09.96	09.98	PR: 1LG						
1.9 TDI			09.96	09.98	PR: 1LG						
2.0 i	85		09.96	09.98	PR: 1LG						
2.0 i 16V	110		09.96	09.98	PR: 1LG						
1.6 i			09.96	09.98	PR: 1LD	24.0122-0100.1	422100		280 22,0 20,0 V L +B		
1.8 i			09.96	09.98	PR: 1LD	24.0322-0100.1	522100		280 22,0 20,0 V L +B PD		
1.9 D			09.96	09.98	PR: 1LD						
1.9 TD	55		09.96	09.98	PR: 1LD						
1.9 TDI			09.96	09.98	PR: 1LD						
2.0 i	85		09.96	09.98	PR: 1LD						
2.0 i 16V	110		09.96	09.98	PR: 1LD						
1.6 i			09.96	09.98	PR: 1LY,1ZK	24.0120-0128.1	420128		256 20,0 18,0 V L +S +B		
1.8 i			09.96	09.98	PR: 1LY,1ZK	24.0320-0128.1	520128		256 20,0 18,0 V L +S +B PD		
1.9 D			09.96	09.98	PR: 1LY,1ZK						
1.9 TD	55		09.96	09.98	PR: 1LY,1ZK						
1.9 TDI			09.96	09.98	PR: 1LY,1ZK						
2.0 i	85		09.96	09.98	PR: 1LY,1ZK						
2.0 i 16V	110		09.96	09.98	PR: 1LY,1ZK						
	1.6 i			09.91	09.98		24.0711-1361.3	360022		Radsensor	
	1.8 i			09.91	09.98		24.0711-1362.3	360023		Radsensor	
	1.8 i 16V			09.91	09.98						
	1.9 D			09.91	09.98						
	1.9 TD	55		09.91	09.98						
	1.9 TDI			04.95	09.98						
	2.0 i	85		09.91	09.98						
2.0 i 16V	110		03.94	09.98							





SEAT TOLEDO I (1L) (91-98)

	1.8 i 16V 2.0 i	85	1L-ZD328000	09.91 09.91	03.94	13.0460-2937.2 13.0460-0419.2	602937 610419		20961 15,2 /Zub/S Einbausatz	LUC LUC
	1.9 TDI 2.0 i 2.0 i 16V	85 110	1L-ZD328001	04.95 03.94	08.96 08.96	13.0460-2984.2 13.0460-0072.2	602984 610072		20961 17,2 /Zub/S Einbausatz	LUC LUC
	1.6 i 1.8 i 1.9 D 1.9 TD 1.9 TDI 2.0 i 2.0 i 16V	55 85 110		09.96 09.96 09.96 09.96 09.96 09.96 09.96	09.98 09.98 09.98 09.98 09.98 09.98 09.98	PR: 1KD,1KK PR: 1KD,1KK PR: 1KD,1KK PR: 1KD,1KK PR: 1KD,1KK PR: 1KD,1KK	13.0460-2984.2 13.0460-0072.2	602984 610072	20961 17,2 /Zub/S Einbausatz	LUC LUC
	1.8 i 16V 1.9 TDI 2.0 i	85		09.91 11.95 09.91	03.94 08.96 08.96	24.0110-0111.1 24.0110-0275.2	410111 410275	ohne Sensorring ¹⁾ mit Sensorring ²⁾	226 10,0 8,0 +B 226 10,0 8,0	
	2.0 i 16V	110		03.94	08.96	24.0110-0203.1 24.0110-0276.2	410203 410276	mit Sensorring ²⁾	226 10,0 8,0 226 10,0 8,0	
	1.6 i 1.8 i 1.9 D 1.9 TD 1.9 TDI 2.0 i 2.0 i 16V	55 85 110		09.96 09.96 09.96 09.96 09.96 09.96 09.96	09.98 09.98 09.98 09.98 09.98 09.98 09.98	PR: 1KK PR: 1KK PR: 1KK PR: 1KK PR: 1KK PR: 1KK	24.0110-0203.1 24.0110-0276.2	410203 410276	226 10,0 8,0 226 10,0 8,0	
	1.6 i 1.8 i 1.9 D 1.9 TD 1.9 TDI 2.0 i 2.0 i 16V	55 85 110		09.96 09.96 09.96 09.96 09.96 09.96 09.96	09.98 09.98 09.98 09.98 09.98 09.98 09.98	PR: 1KD PR: 1KD PR: 1KD PR: 1KD PR: 1KD PR: 1KD	24.0110-0111.1 24.0110-0275.2	410111 410275	226 10,0 8,0 +B 226 10,0 8,0	
	1.6 i 1.8 i 1.8 i 16V 1.9 D 1.9 TD 1.9 TDI 2.0 i 2.0 i 16V	55 85 110	1L-ZR054453 1L-ZR054453 1L-ZR054453 1L-ZR054453 1L-ZR054453 1L-ZR054453 1L-ZR054453 1L-ZR054453	09.91 09.91 09.91 09.91 04.95 09.91 03.94		24.0721-1925.1	360039	2	Radsensor L=1220	
	1.6 i 1.8 i 1.8 i 16V 1.9 D 1.9 TD 1.9 TDI 2.0 i 2.0 i 16V	55 85 110	1L-TR000001 1L-TR000001 1L-TR000001 1L-TR000001 1L-TR000001 1L-TR000001 1L-TR000001 1L-TR000001	09.98 09.98 03.94 09.98 09.98 09.98 09.98 09.98		24.0721-1957.3	360293	2	Radsensor L=1198	
	1.6 i		1L-ZD310000	09.91		03.0137-0126.2 03.0137-9008.2	650126 669008		180 x 31 HEB Einbausatz	
	1.6 i 1.8 i 1.9 D 1.9 TD 1.9 TDI	55	1L-ZD310001	09.98 09.91 09.91 09.91 04.95	09.98 09.98 09.98 09.98 09.98	03.0137-0268.2 03.0137-9168.2	650268 669168		200 x 40 HEB Einbausatz	VW VW
	1.6 i		1L-ZD310000	09.91		24.0218-0007.1 24.0218-0707.2	480003 480211		180/181 x 38,5 - Lager 180/181 x 38,5 + Lager	
	1.6 i 1.8 i 1.9 D 1.9 TD 1.9 TDI	55	1L-ZD310001	09.98 09.91 09.91 09.91 04.95	09.98 09.98 09.98 09.98 09.98	24.0220-0018.1 24.0220-0718.2	480019 480209	ohne Sensorring ¹⁾ ohne Sensorring ¹⁾	200/201,5 x 50,5 - Lager 200/201,5 x 50,5 + Lager	
	1.6 i		1L-ZD310000	09.91		03.0420-0617.3 03.0520-3917.3	680617 693917	+ Rz GG ³⁾ + Rz ALU ⁴⁾	17,46/180x31 Kit 17,46/180x31 TopKit	VW VW
	1.6 i 1.8 i 1.9 D 1.9 TD 1.9 TDI	55	1L-ZD310001	09.98 09.91 09.91 09.91 04.95	09.98 09.98 09.98 09.98 09.98	03.0420-1517.3 03.0520-1517.3	681517 691517		17,46/200x40 Kit 17,46/200x40 TopKit	VW VW

SEAT TOLEDO II (1M2) (98-04)

	1.4 i 16V 1.6 i 1.8 4x4 1.8 i 20V 1.8 i 20VT 1.9 SDI 1.9 TDI 1.9 TDI 1.9 TDI 1.9 TDI 2.3 i V5 2.8 2.8 4x4	55 132 50 66 81 96 110 150 150		07.99 10.98 05.01 10.98 05.01 11.99 10.98 10.98 05.03 10.00 10.98 10.00 05.02	09.04 09.04 09.04 09.04 09.04 09.04 09.04 09.04 09.04 09.04 09.04 09.04 09.04	PR: 1LQ PR: 1LQ PR: 1LQ PR: 1LQ PR: 1LQ PR: 1LQ PR: 1LQ PR: 1LQ PR: 1LQ PR: 1LQ PR: 1LQ PR: 1LQ	13.0460-7111.2 13.0470-7111.2	607111 LD7111		23130 19,6 + 23130 19,6 +	VW VW
	1.4 i 16V 1.6 i	55		07.99 10.98	09.04 09.04	PR: 1LR,1LS PR: 1LR,1LS	13.0460-7117.2 13.0470-7117.2	607117 LD7117		23131 19,6 +/WK 23131 19,6 +/WK	VW VW

¹⁾ without sensor ring / senza sensori / sans secours ABS / sin anillo sensor ABS

²⁾ with sensor ring / con sensori / avec secours ABS / con anillo sensor ABS

³⁾ + WC cast iron / + CR ghisa / + CR fontgrise / + CR fundición de gris


















⁴⁾ + WC aluminium / + CR alluminio / + CR aluminium / + CR aluminio






























SEAT TOLEDO II (1M2) (98-04)

	1.8 4x4 1.8 i 20V 1.8 i 20VT 1.9 SDI 1.9 TDI 1.9 TDI 1.9 TDI 1.9 TDI 2.3 i V5 2.8 2.8 4x4	132 50 66 81 96 110 150 150		05.01 10.98 05.01 11.99 10.98 10.98 05.03 10.00 10.98 10.00 05.02	09.04 09.04 09.04 09.04 09.04 09.04 09.04 09.04 09.04 09.04 09.04	PR: 1LR,1LS PR: 1LR,1LS PR: 1LR,1LS PR: 1LR,1LS PR: 1LR,1LS PR: 1LR,1LS PR: 1LR,1LS PR: 1LR,1LS PR: 1LR,1LS PR: 1LR,1LS PR: 1LR,1LS	13.0460-7117.2 13.0470-7117.2	607117 LD7117		23131 19,6 +/WK 23131 19,6 +/WK	VW VW
	1.4 i 16V 1.6 i 1.8 4x4 1.8 i 20V 1.8 i 20VT 1.9 SDI 1.9 TDI 1.9 TDI 1.9 TDI 1.9 TDI 2.3 i V5 2.8 2.8 4x4	55 132 50 66 81 96 110 150 150	X-800 000 X-800 000 X-800 000 X-800 000 X-800 000 X-800 000 X-800 000 X-800 000 X-800 000 X-800 000 X-800 000 X-800 000	07.99 10.98 05.01 10.98 05.01 11.99 10.98 10.98 05.03 10.00 10.98 10.00 05.02	09.04 09.04 09.04 09.04 09.04 09.04 09.04 09.04 09.04 09.04 09.04 09.04	PR: 1LN,1LE,1ZE,1ZH PR: 1LN,1LE,1ZE,1ZH PR: 1LN,1LE,1ZE,1ZH PR: 1LN,1LE,1ZE,1ZH PR: 1LN,1LE,1ZE,1ZH PR: 1LN,1LE,1ZE,1ZH PR: 1LN,1LE,1ZE,1ZH PR: 1LN,1LE,1ZE,1ZH PR: 1LN,1LE,1ZE,1ZH PR: 1LN,1LE,1ZE,1ZH PR: 1LN,1LE,1ZE,1ZH PR: 1LN,1LE,1ZE,1ZH	13.0460-7081.2 13.0470-7081.2	607081 LD7081	21911 20,3 + 21911 20,3 +	ATE ATE	
	1.4 i 16V 1.6 i 1.8 4x4 1.8 i 20V 1.8 i 20VT 1.9 SDI 1.9 TDI 1.9 TDI 1.9 TDI 1.9 TDI 2.3 i V5 2.8 2.8 4x4	55 132 50 66 81 96 110 150 150	Y-000 001 Y-000 001 Y-000 001 Y-000 001 Y-000 001 Y-000 001 Y-000 001 Y-000 001 Y-000 001 Y-000 001 Y-000 001 Y-000 001	09.04 09.04 09.04 09.04 09.04 09.04 09.04 09.04 09.04 09.04 09.04 09.04	09.04 09.04 09.04 09.04 09.04 09.04 09.04 09.04 09.04 09.04 09.04 09.04	PR: 1LN,1LE,1ZE,1ZH PR: 1LN,1LE,1ZE,1ZH PR: 1LN,1LE,1ZE,1ZH PR: 1LN,1LE,1ZE,1ZH PR: 1LN,1LE,1ZE,1ZH PR: 1LN,1LE,1ZE,1ZH PR: 1LN,1LE,1ZE,1ZH PR: 1LN,1LE,1ZE,1ZH PR: 1LN,1LE,1ZE,1ZH PR: 1LN,1LE,1ZE,1ZH PR: 1LN,1LE,1ZE,1ZH PR: 1LN,1LE,1ZE,1ZH	13.0460-7122.2 13.0470-7122.2	607122 LD7122	23392 20,3 +/WK 23392 20,3 +/WK	ATE ATE	
	1.4 i 16V 1.6 i 1.8 4x4 1.8 i 20V 1.8 i 20VT 1.9 SDI 1.9 TDI 1.9 TDI 1.9 TDI 1.9 TDI 2.3 i V5 2.8 2.8 4x4	55 132 50 66 81 96 110 150 150		07.99 10.98 05.01 10.98 05.01 11.99 04.99 10.98 05.03 10.00 10.98 10.00 05.02	09.04 09.04 09.04 09.04 09.04 09.04 09.04 09.04 09.04 09.04 09.04 09.04	PR: 1LJ,1ZQ PR: 1LJ,1ZQ PR: 1LJ,1ZQ PR: 1LJ,1ZQ PR: 1LJ,1ZQ PR: 1LJ,1ZQ PR: 1LJ,1ZQ PR: 1LJ,1ZQ PR: 1LJ,1ZQ PR: 1LJ,1ZQ PR: 1LJ,1ZQ PR: 1LJ,1ZQ	13.0460-7122.2 13.0470-7122.2	607122 LD7122	23392 20,3 +/WK 23392 20,3 +/WK	ATE ATE	
	1.4 i 16V 1.6 i 1.8 4x4 1.8 i 20V 1.8 i 20VT 1.9 SDI 1.9 TDI 1.9 TDI 1.9 TDI 1.9 TDI 2.3 i V5 2.8 2.8 4x4	55 132 50 66 81 96 110 150 150		07.99 10.98 05.01 10.98 05.01 11.99 10.98 10.98 05.03 10.00 10.98 10.00 05.02	09.04 09.04 09.04 09.04 09.04 09.04 09.04 09.04 09.04 09.04 09.04 09.04	PR: 1LQ PR: 1LQ PR: 1LQ PR: 1LQ PR: 1LQ PR: 1LQ PR: 1LQ PR: 1LQ PR: 1LQ PR: 1LQ PR: 1LQ PR: 1LQ	24.0122-0151.1 24.0322-0151.1	422151 522151	256 22,0 19,0 VL +S +B 256 22,0 19,0 VL +S +B PD		
	1.4 i 16V 1.6 i 1.8 4x4 1.8 i 20V 1.8 i 20VT 1.9 SDI 1.9 TDI 1.9 TDI 1.9 TDI 1.9 TDI 2.3 i V5 2.8 2.8 4x4	55 132 50 66 81 96 110 150 150		07.99 10.98 05.01 10.98 05.01 11.99 10.98 10.98 05.03 10.00 10.98 10.00 05.02	09.04 09.04 09.04 09.04 09.04 09.04 09.04 09.04 09.04 09.04 09.04 09.04	PR: 1LR,1LS PR: 1LR,1LS PR: 1LR,1LS PR: 1LR,1LS PR: 1LR,1LS PR: 1LR,1LS PR: 1LR,1LS PR: 1LR,1LS PR: 1LR,1LS PR: 1LR,1LS PR: 1LR,1LS PR: 1LR,1LS	24.0122-0150.1	422150	280 22,0 19,0 VL +S +B		
	1.4 i 16V 1.6 i 1.8 4x4 1.8 i 20V 1.8 i 20VT 1.9 SDI 1.9 TDI 1.9 TDI 1.9 TDI 1.9 TDI 2.3 i V5	55 132 50 66 81 96 110		07.99 10.98 05.01 10.98 05.01 11.99 04.99 10.98 05.03 10.00 10.98	09.04 09.04 09.04 09.04 09.04 09.04 09.04 09.04 09.04 09.04 09.04	PR: 1LJ,1ZQ PR: 1LJ,1ZQ PR: 1LJ,1ZQ PR: 1LJ,1ZQ PR: 1LJ,1ZQ PR: 1LJ,1ZQ PR: 1LJ,1ZQ PR: 1LJ,1ZQ PR: 1LJ,1ZQ PR: 1LJ,1ZQ PR: 1LJ,1ZQ	24.0125-0123.1	425123	310 25,0 22,0 VL +B		



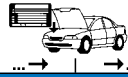































									
SEAT TOLEDO II (1M2) (98-04)									
	2.8 2.8 4x4	150 150		10.00 05.02	09.04 09.04	PR: 1LJ,1ZQ PR: 1LJ,1ZQ	24.0125-0123.1 425123		310 25,0 22,0 V L +B
	1.4 i 16V 1.6 i 1.8 4x4 1.8 i 20V 1.8 i 20VT 1.9 SDI 1.9 TDI 1.9 TDI 1.9 TDI 1.9 TDI 2.3 i V5 2.8 2.8 4x4	55 132 50 66 81 96 110 150 150		07.99 10.98 05.01 10.98 05.01 11.99 04.99 10.98 05.03 10.00 10.98 10.00	09.04 09.04 09.04 09.04 09.04 09.04 09.04 09.04 09.04 09.04 09.04 09.04	PR: 1LN,1LE,1ZE,1ZH PR: 1LN,1LE,1ZE,1ZH PR: 1LN,1LE,1ZE,1ZH PR: 1LN,1LE,1ZE,1ZH PR: 1LN,1LE,1ZE,1ZH PR: 1LN,1LE,1ZE,1ZH PR: 1LN,1LE,1ZE,1ZH PR: 1LN,1LE,1ZE,1ZH PR: 1LN,1LE,1ZE,1ZH PR: 1LN,1LE,1ZE,1ZH PR: 1LN,1LE,1ZE,1ZH PR: 1LN,1LE,1ZE,1ZH	24.0125-0113.1 425113		288 25,0 22,0 V L +S +B
	1.4 i 16V 1.6 i 1.8 4x4 1.8 i 20V 1.8 i 20VT 1.9 SDI 1.9 TDI 1.9 TDI 1.9 TDI 1.9 TDI 2.3 i V5 2.8 2.8 4x4	55 132 50 66 81 96 110 150 150		07.99 10.98 05.01 10.98 05.01 11.99 10.98 10.98 05.03 10.00 10.98 05.02	09.04 09.04 09.04 09.04 09.04 09.04 09.04 09.04 09.04 09.04 09.04 09.04		24.0711-1361.3 360022 24.0711-1362.3 360023	 	Radsensor Radsensor
	1.4 i 16V 1.6 i 1.8 4x4 1.8 i 20V 1.8 i 20VT 1.9 SDI 1.9 TDI 1.9 TDI 1.9 TDI 1.9 TDI 2.3 i V5 2.8 2.8 4x4	55 132 50 66 81 96 110 150 150		07.99 10.98 05.01 10.98 05.01 11.99 10.98 10.98 05.03 10.00 10.98 10.00 05.02	09.04 09.04 09.04 09.04 09.04 09.04 09.04 09.04 09.04 09.04 09.04 09.04 09.04	PR: 1KK,1KP,1KQ PR: 1KK,1KP,1KQ PR: 1KK,1KP,1KQ PR: 1KK,1KP,1KQ PR: 1KK,1KP,1KQ PR: 1KK,1KP,1KQ PR: 1KK,1KP,1KQ PR: 1KK,1KP,1KQ PR: 1KK,1KP,1KQ PR: 1KK,1KP,1KQ PR: 1KK,1KP,1KQ PR: 1KK,1KP,1KQ	13.0460-2894.2 602894 13.0470-2894.2 LD2894 13.0460-0072.2 610072		20961 17,4 /Zub/S LUC 20961 17,4 /Zub/S LUC Einbausatz LUC
	1.4 i 16V 1.6 i 1.8 4x4 1.8 i 20V 1.8 i 20VT 1.9 SDI 1.9 TDI 1.9 TDI 1.9 TDI 1.9 TDI 2.3 i V5 2.8 2.8 4x4	55 132 50 66 81 96 110 150 150		07.99 10.98 05.01 10.98 05.01 11.99 10.98 10.98 05.03 10.00 10.98 10.00 05.02	09.04 09.04 09.04 09.04 09.04 09.04 09.04 09.04 09.04 09.04 09.04 09.04 09.04	PR: 1KY,2EE PR: 1KY,2EE PR: 1KY,2EE PR: 1KY,2EE PR: 1KY,2EE PR: 1KY,2EE PR: 1KY,2EE PR: 1KY,2EE PR: 1KY,2EE PR: 1KY,2EE PR: 1KY,2EE PR: 1KY,2EE	13.0460-2886.2 602886 13.0470-2886.2 LD2886 13.0460-0072.2 610072		20961 16,2 /S LUC 20961 16,2 /S LUC Einbausatz LUC
	1.4 i 16V 1.6 i 1.8 4x4 1.8 i 20V 1.8 i 20VT 1.9 SDI 1.9 TDI 1.9 TDI 1.9 TDI 1.9 TDI 2.3 i V5 2.8 2.8 4x4	55 132 50 66 81 96 110 150 150		07.99 10.98 05.01 10.98 05.01 11.99 10.98 10.98 05.03 10.00 10.98 10.00 05.02	09.04 09.04 09.04 09.04 09.04 09.04 09.04 09.04 09.04 09.04 09.04 09.04 09.04	PR: 1KK,1KP,1KQ PR: 1KK,1KP,1KQ PR: 1KK,1KP,1KQ PR: 1KK,1KP,1KQ PR: 1KK,1KP,1KQ PR: 1KK,1KP,1KQ PR: 1KK,1KP,1KQ PR: 1KK,1KP,1KQ PR: 1KK,1KP,1KQ PR: 1KK,1KP,1KQ PR: 1KK,1KP,1KQ PR: 1KK,1KP,1KQ	24.0109-0123.1 409123 24.0309-0123.1 509123		230 9,0 7,0 +S +B 230 9,0 7,0 +S +B PD
	1.4 i 16V 1.6 i 1.8 4x4 1.8 i 20V 1.8 i 20VT 1.9 SDI 1.9 TDI 1.9 TDI 1.9 TDI 1.9 TDI 2.3 i V5 2.8 2.8 4x4	55 132 50 66 81 96 110 150 150		07.99 10.98 05.01 10.98 05.01 11.99 10.98 10.98 05.03 10.00 10.98 10.00 05.02	09.04 09.04 09.04 09.04 09.04 09.04 09.04 09.04 09.04 09.04 09.04 09.04 09.04	PR: 1KY,2EE PR: 1KY,2EE PR: 1KY,2EE PR: 1KY,2EE PR: 1KY,2EE PR: 1KY,2EE PR: 1KY,2EE PR: 1KY,2EE PR: 1KY,2EE PR: 1KY,2EE PR: 1KY,2EE PR: 1KY,2EE	24.0122-0163.1 422163		256 22,0 20,0 V L +B
	1.4 i 16V 1.6 i 1.8 4x4 1.8 i 20V 1.8 i 20VT 1.9 SDI	55 132 50		07.99 10.98 05.01 10.98 05.01 11.99	09.04 09.04 09.04 09.04 09.04 09.04		24.0741-1107.3 360042	2 	Radsensor










SEAT TOLEDO II (1M2) (98-04)																																																																																																																																																																																																																																																																																																																																																																																																																																																																																																																																																																																																																																																																																																																						
	<table border="1"> <tr><td>1.9 TDI</td><td>66</td><td>10.98</td><td>09.04</td><td>24.0741-1107.3</td><td>360042</td><td>2</td><td>Radsensor</td></tr> <tr><td>1.9 TDI</td><td>81</td><td>10.98</td><td>09.04</td><td></td><td></td><td></td><td></td></tr> <tr><td>1.9 TDI</td><td>96</td><td>05.03</td><td>09.04</td><td></td><td></td><td></td><td></td></tr> <tr><td>1.9 TDI</td><td>110</td><td>10.00</td><td>09.04</td><td></td><td></td><td></td><td></td></tr> <tr><td>2.3 i V5</td><td></td><td>10.98</td><td>09.04</td><td></td><td></td><td></td><td></td></tr> <tr><td>2.8</td><td>150</td><td>10.00</td><td>09.04</td><td></td><td></td><td></td><td></td></tr> <tr><td>2.8 4x4</td><td>150</td><td>05.02</td><td>09.04</td><td></td><td></td><td></td><td></td></tr> </table>	1.9 TDI	66	10.98	09.04	24.0741-1107.3	360042	2	Radsensor	1.9 TDI	81	10.98	09.04					1.9 TDI	96	05.03	09.04					1.9 TDI	110	10.00	09.04					2.3 i V5		10.98	09.04					2.8	150	10.00	09.04					2.8 4x4	150	05.02	09.04																																																																																																																																																																																																																																																																																																																																																																																																																																																																																																																																																																																																																																																																	
1.9 TDI	66	10.98	09.04	24.0741-1107.3	360042	2	Radsensor																																																																																																																																																																																																																																																																																																																																																																																																																																																																																																																																																																																																																																																																																																															
1.9 TDI	81	10.98	09.04																																																																																																																																																																																																																																																																																																																																																																																																																																																																																																																																																																																																																																																																																																																			
1.9 TDI	96	05.03	09.04																																																																																																																																																																																																																																																																																																																																																																																																																																																																																																																																																																																																																																																																																																																			
1.9 TDI	110	10.00	09.04																																																																																																																																																																																																																																																																																																																																																																																																																																																																																																																																																																																																																																																																																																																			
2.3 i V5		10.98	09.04																																																																																																																																																																																																																																																																																																																																																																																																																																																																																																																																																																																																																																																																																																																			
2.8	150	10.00	09.04																																																																																																																																																																																																																																																																																																																																																																																																																																																																																																																																																																																																																																																																																																																			
2.8 4x4	150	05.02	09.04																																																																																																																																																																																																																																																																																																																																																																																																																																																																																																																																																																																																																																																																																																																			
SEAT TOLEDO III (5P2) (05-09)																																																																																																																																																																																																																																																																																																																																																																																																																																																																																																																																																																																																																																																																																																																						
	<table border="1"> <tr><td>1.6 i 16V</td><td>75</td><td>10.04</td><td>03.09</td><td>PR: 1ZF</td><td>13.0460-7117.2</td><td>607117</td><td>23131 19,6 +/WK</td><td>VW</td></tr> <tr><td>1.8 TFSI</td><td>118</td><td>01.07</td><td>03.09</td><td>PR: 1ZF</td><td>13.0470-7117.2</td><td>LD7117</td><td>23131 19,6 +/WK</td><td>VW</td></tr> <tr><td>1.9 TDI</td><td>77</td><td>10.04</td><td>03.09</td><td>PR: 1ZF</td><td></td><td></td><td></td><td></td></tr> <tr><td>2.0 FSI</td><td>110</td><td>10.04</td><td>03.09</td><td>PR: 1ZF</td><td></td><td></td><td></td><td></td></tr> <tr><td>2.0 i 16V</td><td>100</td><td>10.04</td><td>03.09</td><td>PR: 1ZF</td><td></td><td></td><td></td><td></td></tr> <tr><td>2.0 TDI</td><td></td><td>10.04</td><td>03.09</td><td>PR: 1ZF</td><td></td><td></td><td></td><td></td></tr> <tr><td>2.0 TDI</td><td>125</td><td>01.06</td><td>03.09</td><td>PR: 1ZF</td><td></td><td></td><td></td><td></td></tr> <tr><td>2.0 TFSI</td><td>147</td><td>11.05</td><td>03.09</td><td>PR: 1ZF</td><td></td><td></td><td></td><td></td></tr> <tr><td>1.6 i 16V</td><td>75</td><td>10.04</td><td>03.09</td><td>PR: 1ZE</td><td>13.0460-7184.2</td><td>607184</td><td>23587 20,6 +/WK</td><td>ATE</td></tr> <tr><td>1.8 TFSI</td><td>118</td><td>01.07</td><td>03.09</td><td>PR: 1ZE</td><td>13.0470-7184.2</td><td>LD7184</td><td>23587 20,6 +/WK</td><td>ATE</td></tr> <tr><td>1.9 TDI</td><td>77</td><td>10.04</td><td>03.09</td><td>PR: 1ZE</td><td></td><td></td><td></td><td></td></tr> <tr><td>2.0 FSI</td><td>110</td><td>10.04</td><td>03.09</td><td>PR: 1ZE</td><td></td><td></td><td></td><td></td></tr> <tr><td>2.0 i 16V</td><td>100</td><td>10.04</td><td>03.09</td><td>PR: 1ZE</td><td></td><td></td><td></td><td></td></tr> <tr><td>2.0 TDI</td><td></td><td>10.04</td><td>03.09</td><td>PR: 1ZE</td><td></td><td></td><td></td><td></td></tr> <tr><td>2.0 TDI</td><td>125</td><td>01.06</td><td>03.09</td><td>PR: 1ZE</td><td></td><td></td><td></td><td></td></tr> <tr><td>2.0 TFSI</td><td>147</td><td>11.05</td><td>03.09</td><td>PR: 1ZE</td><td></td><td></td><td></td><td></td></tr> <tr><td>1.6 i 16V</td><td>75</td><td>10.04</td><td>03.09</td><td>PR: 1ZF</td><td>24.0122-0210.1</td><td>422210</td><td>280 22,0 19,0 V L +S +B</td><td></td></tr> <tr><td>1.8 TFSI</td><td>118</td><td>01.07</td><td>03.09</td><td>PR: 1ZF</td><td>24.0322-0210.1</td><td>522210</td><td>280 22,0 19,0 V L +S +B PD</td><td></td></tr> <tr><td>1.9 TDI</td><td>77</td><td>10.04</td><td>03.09</td><td>PR: 1ZF</td><td></td><td></td><td></td><td></td></tr> <tr><td>2.0 FSI</td><td>110</td><td>10.04</td><td>03.09</td><td>PR: 1ZF</td><td></td><td></td><td></td><td></td></tr> <tr><td>2.0 i 16V</td><td>100</td><td>10.04</td><td>03.09</td><td>PR: 1ZF</td><td></td><td></td><td></td><td></td></tr> <tr><td>2.0 TDI</td><td></td><td>10.04</td><td>03.09</td><td>PR: 1ZF</td><td></td><td></td><td></td><td></td></tr> <tr><td>2.0 TDI</td><td>125</td><td>01.06</td><td>03.09</td><td>PR: 1ZF</td><td></td><td></td><td></td><td></td></tr> <tr><td>2.0 TFSI</td><td>147</td><td>11.05</td><td>03.09</td><td>PR: 1ZF</td><td></td><td></td><td></td><td></td></tr> <tr><td>1.6 i 16V</td><td>75</td><td>10.04</td><td>03.09</td><td>PR: 1ZE</td><td>24.0125-0145.1</td><td>425145</td><td>288 25,0 22,0 V L +S +B</td><td></td></tr> <tr><td>1.8 TFSI</td><td>118</td><td>01.07</td><td>03.09</td><td>PR: 1ZE</td><td>24.0325-0145.1</td><td>525145</td><td>288 25,0 22,0 V L +S +B PD</td><td></td></tr> <tr><td>1.9 TDI</td><td>77</td><td>10.04</td><td>03.09</td><td>PR: 1ZE</td><td></td><td></td><td></td><td></td></tr> <tr><td>2.0 FSI</td><td>110</td><td>10.04</td><td>03.09</td><td>PR: 1ZE</td><td></td><td></td><td></td><td></td></tr> <tr><td>2.0 i 16V</td><td>100</td><td>10.04</td><td>03.09</td><td>PR: 1ZE</td><td></td><td></td><td></td><td></td></tr> <tr><td>2.0 TDI</td><td></td><td>10.04</td><td>03.09</td><td>PR: 1ZE</td><td></td><td></td><td></td><td></td></tr> <tr><td>2.0 TDI</td><td>125</td><td>01.06</td><td>03.09</td><td>PR: 1ZE</td><td></td><td></td><td></td><td></td></tr> <tr><td>2.0 TFSI</td><td>147</td><td>11.05</td><td>03.09</td><td>PR: 1ZE</td><td></td><td></td><td></td><td></td></tr> <tr><td>1.6 i 16V</td><td>75</td><td>10.04</td><td>03.09</td><td></td><td>24.0711-5271.3</td><td>360301</td><td>Radsensor</td><td></td></tr> <tr><td>1.8 TFSI</td><td>118</td><td>01.07</td><td>03.09</td><td></td><td>24.0711-5272.3</td><td>360302</td><td>Radsensor</td><td></td></tr> <tr><td>1.9 TDI</td><td>77</td><td>10.04</td><td>03.09</td><td></td><td></td><td></td><td></td><td></td></tr> <tr><td>2.0 FSI</td><td>110</td><td>10.04</td><td>03.09</td><td></td><td></td><td></td><td></td><td></td></tr> <tr><td>2.0 i 16V</td><td>100</td><td>10.04</td><td>03.09</td><td></td><td></td><td></td><td></td><td></td></tr> <tr><td>2.0 TDI</td><td></td><td>10.04</td><td>03.09</td><td></td><td></td><td></td><td></td><td></td></tr> <tr><td>2.0 TDI</td><td>125</td><td>01.06</td><td>03.09</td><td></td><td></td><td></td><td></td><td></td></tr> <tr><td>2.0 TFSI</td><td>147</td><td>11.05</td><td>03.09</td><td></td><td></td><td></td><td></td><td></td></tr> <tr><td>1.6 i 16V</td><td>75</td><td>10.04</td><td>03.09</td><td>PR: 1KD</td><td>13.0460-2820.2</td><td>602820</td><td>20961 17,2 /S</td><td>LUC</td></tr> <tr><td>1.8 TFSI</td><td>118</td><td>01.07</td><td>03.09</td><td>PR: 1KD</td><td>13.0470-2820.2</td><td>LD2820</td><td>20961 17,2 /S</td><td>LUC</td></tr> <tr><td>1.9 TDI</td><td>77</td><td>10.04</td><td>03.09</td><td>PR: 1KD</td><td></td><td></td><td></td><td></td></tr> <tr><td>2.0 FSI</td><td>110</td><td>10.04</td><td>03.09</td><td>PR: 1KD</td><td></td><td></td><td></td><td></td></tr> <tr><td>2.0 i 16V</td><td>100</td><td>10.04</td><td>03.09</td><td>PR: 1KD</td><td></td><td></td><td></td><td></td></tr> <tr><td>2.0 TDI</td><td></td><td>10.04</td><td>03.09</td><td>PR: 1KD</td><td></td><td></td><td></td><td></td></tr> <tr><td>2.0 TDI</td><td>125</td><td>01.06</td><td>03.09</td><td>PR: 1KD</td><td></td><td></td><td></td><td></td></tr> <tr><td>2.0 TFSI</td><td>147</td><td>11.05</td><td>03.09</td><td>PR: 1KD</td><td></td><td></td><td></td><td></td></tr> <tr><td>1.6 i 16V</td><td>75</td><td>10.04</td><td>03.09</td><td>PR: 1KF,1KJ,1KZ</td><td>13.0460-2880.2</td><td>602880</td><td>23914 17,1 /WE/Zub/S</td><td>LUC</td></tr> <tr><td>1.8 TFSI</td><td>118</td><td>01.07</td><td>03.09</td><td>PR: 1KF,1KJ,1KZ</td><td>13.0470-2880.2</td><td>LD2880</td><td>23914 17,1 /WE/Zub/S</td><td>LUC</td></tr> <tr><td>1.9 TDI</td><td>77</td><td>10.04</td><td>03.09</td><td>PR: 1KF,1KJ,1KZ</td><td>13.0460-0259.2</td><td>610259</td><td>Einbausatz</td><td></td></tr> <tr><td>2.0 FSI</td><td>110</td><td>10.04</td><td>03.09</td><td>PR: 1KF,1KJ,1KZ</td><td></td><td></td><td></td><td></td></tr> <tr><td>2.0 i 16V</td><td>100</td><td>10.04</td><td>03.09</td><td>PR: 1KF,1KJ,1KZ</td><td></td><td></td><td></td><td></td></tr> <tr><td>2.0 TDI</td><td></td><td>10.04</td><td>03.09</td><td>PR: 1KF,1KJ,1KZ</td><td></td><td></td><td></td><td></td></tr> <tr><td>2.0 TDI</td><td>125</td><td>01.06</td><td>03.09</td><td>PR: 1KF,1KJ,1KZ</td><td></td><td></td><td></td><td></td></tr> <tr><td>2.0 TFSI</td><td>147</td><td>11.05</td><td>03.09</td><td>PR: 1KF,1KJ,1KZ</td><td></td><td></td><td></td><td></td></tr> <tr><td>1.6 i 16V</td><td>75</td><td>10.04</td><td>03.09</td><td>PR: 1KD</td><td>24.0110-0277.1</td><td>410277</td><td>253 10,0 8,0 +S +B</td><td></td></tr> <tr><td>1.8 TFSI</td><td>118</td><td>01.07</td><td>03.09</td><td>PR: 1KD</td><td>24.0310-0277.1</td><td>510277</td><td>253 10,0 8,0 +S +B PD</td><td></td></tr> <tr><td>1.9 TDI</td><td>77</td><td>10.04</td><td>03.09</td><td>PR: 1KD</td><td></td><td></td><td></td><td></td></tr> <tr><td>2.0 FSI</td><td>110</td><td>10.04</td><td>03.09</td><td>PR: 1KD</td><td></td><td></td><td></td><td></td></tr> <tr><td>2.0 i 16V</td><td>100</td><td>10.04</td><td>03.09</td><td>PR: 1KD</td><td></td><td></td><td></td><td></td></tr> <tr><td>2.0 TDI</td><td></td><td>10.04</td><td>03.09</td><td>PR: 1KD</td><td></td><td></td><td></td><td></td></tr> <tr><td>2.0 TDI</td><td>125</td><td>01.06</td><td>03.09</td><td>PR: 1KD</td><td></td><td></td><td></td><td></td></tr> <tr><td>2.0 TFSI</td><td>147</td><td>11.05</td><td>03.09</td><td>PR: 1KD</td><td></td><td></td><td></td><td></td></tr> <tr><td>1.6 i 16V</td><td>75</td><td>10.04</td><td>03.09</td><td>PR: 1KJ,1KZ</td><td>24.0112-0169.1</td><td>412169</td><td>282 12,0 10,0 +S +B</td><td></td></tr> <tr><td>1.8 TFSI</td><td>118</td><td>01.07</td><td>03.09</td><td>PR: 1KJ,1KZ</td><td></td><td></td><td></td><td></td></tr> <tr><td>1.9 TDI</td><td>77</td><td>10.04</td><td>03.09</td><td>PR: 1KJ,1KZ</td><td></td><td></td><td></td><td></td></tr> <tr><td>2.0 FSI</td><td>110</td><td>10.04</td><td>03.09</td><td>PR: 1KJ,1KZ</td><td></td><td></td><td></td><td></td></tr> <tr><td>2.0 i 16V</td><td>100</td><td>10.04</td><td>03.09</td><td>PR: 1KJ,1KZ</td><td></td><td></td><td></td><td></td></tr> <tr><td>2.0 TDI</td><td></td><td>10.04</td><td>03.09</td><td>PR: 1KJ,1KZ</td><td></td><td></td><td></td><td></td></tr> <tr><td>2.0 TDI</td><td>125</td><td>01.06</td><td>03.09</td><td>PR: 1KJ,1KZ</td><td></td><td></td><td></td><td></td></tr> <tr><td>2.0 TFSI</td><td>147</td><td>11.05</td><td>03.09</td><td>PR: 1KJ,1KZ</td><td></td><td></td><td></td><td></td></tr> <tr><td>1.6 i 16V</td><td>75</td><td>10.04</td><td>03.09</td><td>PR: 1KF</td><td>24.0112-0158.1</td><td>412158</td><td>256 12,0 10,0 +B</td><td></td></tr> <tr><td>1.8 TFSI</td><td>118</td><td>01.07</td><td>03.09</td><td>PR: 1KF</td><td></td><td></td><td></td><td></td></tr> <tr><td>1.9 TDI</td><td>77</td><td>10.04</td><td>03.09</td><td>PR: 1KF</td><td></td><td></td><td></td><td></td></tr> <tr><td>2.0 FSI</td><td>110</td><td>10.04</td><td>03.09</td><td>PR: 1KF</td><td></td><td></td><td></td><td></td></tr> <tr><td>2.0 i 16V</td><td>100</td><td>10.04</td><td>03.09</td><td>PR: 1KF</td><td></td><td></td><td></td><td></td></tr> </table>	1.6 i 16V	75	10.04	03.09	PR: 1ZF	13.0460-7117.2	607117	23131 19,6 +/WK	VW	1.8 TFSI	118	01.07	03.09	PR: 1ZF	13.0470-7117.2	LD7117	23131 19,6 +/WK	VW	1.9 TDI	77	10.04	03.09	PR: 1ZF					2.0 FSI	110	10.04	03.09	PR: 1ZF					2.0 i 16V	100	10.04	03.09	PR: 1ZF					2.0 TDI		10.04	03.09	PR: 1ZF					2.0 TDI	125	01.06	03.09	PR: 1ZF					2.0 TFSI	147	11.05	03.09	PR: 1ZF					1.6 i 16V	75	10.04	03.09	PR: 1ZE	13.0460-7184.2	607184	23587 20,6 +/WK	ATE	1.8 TFSI	118	01.07	03.09	PR: 1ZE	13.0470-7184.2	LD7184	23587 20,6 +/WK	ATE	1.9 TDI	77	10.04	03.09	PR: 1ZE					2.0 FSI	110	10.04	03.09	PR: 1ZE					2.0 i 16V	100	10.04	03.09	PR: 1ZE					2.0 TDI		10.04	03.09	PR: 1ZE					2.0 TDI	125	01.06	03.09	PR: 1ZE					2.0 TFSI	147	11.05	03.09	PR: 1ZE					1.6 i 16V	75	10.04	03.09	PR: 1ZF	24.0122-0210.1	422210	280 22,0 19,0 V L +S +B		1.8 TFSI	118	01.07	03.09	PR: 1ZF	24.0322-0210.1	522210	280 22,0 19,0 V L +S +B PD		1.9 TDI	77	10.04	03.09	PR: 1ZF					2.0 FSI	110	10.04	03.09	PR: 1ZF					2.0 i 16V	100	10.04	03.09	PR: 1ZF					2.0 TDI		10.04	03.09	PR: 1ZF					2.0 TDI	125	01.06	03.09	PR: 1ZF					2.0 TFSI	147	11.05	03.09	PR: 1ZF					1.6 i 16V	75	10.04	03.09	PR: 1ZE	24.0125-0145.1	425145	288 25,0 22,0 V L +S +B		1.8 TFSI	118	01.07	03.09	PR: 1ZE	24.0325-0145.1	525145	288 25,0 22,0 V L +S +B PD		1.9 TDI	77	10.04	03.09	PR: 1ZE					2.0 FSI	110	10.04	03.09	PR: 1ZE					2.0 i 16V	100	10.04	03.09	PR: 1ZE					2.0 TDI		10.04	03.09	PR: 1ZE					2.0 TDI	125	01.06	03.09	PR: 1ZE					2.0 TFSI	147	11.05	03.09	PR: 1ZE					1.6 i 16V	75	10.04	03.09		24.0711-5271.3	360301	Radsensor		1.8 TFSI	118	01.07	03.09		24.0711-5272.3	360302	Radsensor		1.9 TDI	77	10.04	03.09						2.0 FSI	110	10.04	03.09						2.0 i 16V	100	10.04	03.09						2.0 TDI		10.04	03.09						2.0 TDI	125	01.06	03.09						2.0 TFSI	147	11.05	03.09						1.6 i 16V	75	10.04	03.09	PR: 1KD	13.0460-2820.2	602820	20961 17,2 /S	LUC	1.8 TFSI	118	01.07	03.09	PR: 1KD	13.0470-2820.2	LD2820	20961 17,2 /S	LUC	1.9 TDI	77	10.04	03.09	PR: 1KD					2.0 FSI	110	10.04	03.09	PR: 1KD					2.0 i 16V	100	10.04	03.09	PR: 1KD					2.0 TDI		10.04	03.09	PR: 1KD					2.0 TDI	125	01.06	03.09	PR: 1KD					2.0 TFSI	147	11.05	03.09	PR: 1KD					1.6 i 16V	75	10.04	03.09	PR: 1KF,1KJ,1KZ	13.0460-2880.2	602880	23914 17,1 /WE/Zub/S	LUC	1.8 TFSI	118	01.07	03.09	PR: 1KF,1KJ,1KZ	13.0470-2880.2	LD2880	23914 17,1 /WE/Zub/S	LUC	1.9 TDI	77	10.04	03.09	PR: 1KF,1KJ,1KZ	13.0460-0259.2	610259	Einbausatz		2.0 FSI	110	10.04	03.09	PR: 1KF,1KJ,1KZ					2.0 i 16V	100	10.04	03.09	PR: 1KF,1KJ,1KZ					2.0 TDI		10.04	03.09	PR: 1KF,1KJ,1KZ					2.0 TDI	125	01.06	03.09	PR: 1KF,1KJ,1KZ					2.0 TFSI	147	11.05	03.09	PR: 1KF,1KJ,1KZ					1.6 i 16V	75	10.04	03.09	PR: 1KD	24.0110-0277.1	410277	253 10,0 8,0 +S +B		1.8 TFSI	118	01.07	03.09	PR: 1KD	24.0310-0277.1	510277	253 10,0 8,0 +S +B PD		1.9 TDI	77	10.04	03.09	PR: 1KD					2.0 FSI	110	10.04	03.09	PR: 1KD					2.0 i 16V	100	10.04	03.09	PR: 1KD					2.0 TDI		10.04	03.09	PR: 1KD					2.0 TDI	125	01.06	03.09	PR: 1KD					2.0 TFSI	147	11.05	03.09	PR: 1KD					1.6 i 16V	75	10.04	03.09	PR: 1KJ,1KZ	24.0112-0169.1	412169	282 12,0 10,0 +S +B		1.8 TFSI	118	01.07	03.09	PR: 1KJ,1KZ					1.9 TDI	77	10.04	03.09	PR: 1KJ,1KZ					2.0 FSI	110	10.04	03.09	PR: 1KJ,1KZ					2.0 i 16V	100	10.04	03.09	PR: 1KJ,1KZ					2.0 TDI		10.04	03.09	PR: 1KJ,1KZ					2.0 TDI	125	01.06	03.09	PR: 1KJ,1KZ					2.0 TFSI	147	11.05	03.09	PR: 1KJ,1KZ					1.6 i 16V	75	10.04	03.09	PR: 1KF	24.0112-0158.1	412158	256 12,0 10,0 +B		1.8 TFSI	118	01.07	03.09	PR: 1KF					1.9 TDI	77	10.04	03.09	PR: 1KF					2.0 FSI	110	10.04	03.09	PR: 1KF					2.0 i 16V	100	10.04	03.09	PR: 1KF				
1.6 i 16V	75	10.04	03.09	PR: 1ZF	13.0460-7117.2	607117	23131 19,6 +/WK	VW																																																																																																																																																																																																																																																																																																																																																																																																																																																																																																																																																																																																																																																																																																														
1.8 TFSI	118	01.07	03.09	PR: 1ZF	13.0470-7117.2	LD7117	23131 19,6 +/WK	VW																																																																																																																																																																																																																																																																																																																																																																																																																																																																																																																																																																																																																																																																																																														
1.9 TDI	77	10.04	03.09	PR: 1ZF																																																																																																																																																																																																																																																																																																																																																																																																																																																																																																																																																																																																																																																																																																																		
2.0 FSI	110	10.04	03.09	PR: 1ZF																																																																																																																																																																																																																																																																																																																																																																																																																																																																																																																																																																																																																																																																																																																		
2.0 i 16V	100	10.04	03.09	PR: 1ZF																																																																																																																																																																																																																																																																																																																																																																																																																																																																																																																																																																																																																																																																																																																		
2.0 TDI		10.04	03.09	PR: 1ZF																																																																																																																																																																																																																																																																																																																																																																																																																																																																																																																																																																																																																																																																																																																		
2.0 TDI	125	01.06	03.09	PR: 1ZF																																																																																																																																																																																																																																																																																																																																																																																																																																																																																																																																																																																																																																																																																																																		
2.0 TFSI	147	11.05	03.09	PR: 1ZF																																																																																																																																																																																																																																																																																																																																																																																																																																																																																																																																																																																																																																																																																																																		
1.6 i 16V	75	10.04	03.09	PR: 1ZE	13.0460-7184.2	607184	23587 20,6 +/WK	ATE																																																																																																																																																																																																																																																																																																																																																																																																																																																																																																																																																																																																																																																																																																														
1.8 TFSI	118	01.07	03.09	PR: 1ZE	13.0470-7184.2	LD7184	23587 20,6 +/WK	ATE																																																																																																																																																																																																																																																																																																																																																																																																																																																																																																																																																																																																																																																																																																														
1.9 TDI	77	10.04	03.09	PR: 1ZE																																																																																																																																																																																																																																																																																																																																																																																																																																																																																																																																																																																																																																																																																																																		
2.0 FSI	110	10.04	03.09	PR: 1ZE																																																																																																																																																																																																																																																																																																																																																																																																																																																																																																																																																																																																																																																																																																																		
2.0 i 16V	100	10.04	03.09	PR: 1ZE																																																																																																																																																																																																																																																																																																																																																																																																																																																																																																																																																																																																																																																																																																																		
2.0 TDI		10.04	03.09	PR: 1ZE																																																																																																																																																																																																																																																																																																																																																																																																																																																																																																																																																																																																																																																																																																																		
2.0 TDI	125	01.06	03.09	PR: 1ZE																																																																																																																																																																																																																																																																																																																																																																																																																																																																																																																																																																																																																																																																																																																		
2.0 TFSI	147	11.05	03.09	PR: 1ZE																																																																																																																																																																																																																																																																																																																																																																																																																																																																																																																																																																																																																																																																																																																		
1.6 i 16V	75	10.04	03.09	PR: 1ZF	24.0122-0210.1	422210	280 22,0 19,0 V L +S +B																																																																																																																																																																																																																																																																																																																																																																																																																																																																																																																																																																																																																																																																																																															
1.8 TFSI	118	01.07	03.09	PR: 1ZF	24.0322-0210.1	522210	280 22,0 19,0 V L +S +B PD																																																																																																																																																																																																																																																																																																																																																																																																																																																																																																																																																																																																																																																																																																															
1.9 TDI	77	10.04	03.09	PR: 1ZF																																																																																																																																																																																																																																																																																																																																																																																																																																																																																																																																																																																																																																																																																																																		
2.0 FSI	110	10.04	03.09	PR: 1ZF																																																																																																																																																																																																																																																																																																																																																																																																																																																																																																																																																																																																																																																																																																																		
2.0 i 16V	100	10.04	03.09	PR: 1ZF																																																																																																																																																																																																																																																																																																																																																																																																																																																																																																																																																																																																																																																																																																																		
2.0 TDI		10.04	03.09	PR: 1ZF																																																																																																																																																																																																																																																																																																																																																																																																																																																																																																																																																																																																																																																																																																																		
2.0 TDI	125	01.06	03.09	PR: 1ZF																																																																																																																																																																																																																																																																																																																																																																																																																																																																																																																																																																																																																																																																																																																		
2.0 TFSI	147	11.05	03.09	PR: 1ZF																																																																																																																																																																																																																																																																																																																																																																																																																																																																																																																																																																																																																																																																																																																		
1.6 i 16V	75	10.04	03.09	PR: 1ZE	24.0125-0145.1	425145	288 25,0 22,0 V L +S +B																																																																																																																																																																																																																																																																																																																																																																																																																																																																																																																																																																																																																																																																																																															
1.8 TFSI	118	01.07	03.09	PR: 1ZE	24.0325-0145.1	525145	288 25,0 22,0 V L +S +B PD																																																																																																																																																																																																																																																																																																																																																																																																																																																																																																																																																																																																																																																																																																															
1.9 TDI	77	10.04	03.09	PR: 1ZE																																																																																																																																																																																																																																																																																																																																																																																																																																																																																																																																																																																																																																																																																																																		
2.0 FSI	110	10.04	03.09	PR: 1ZE																																																																																																																																																																																																																																																																																																																																																																																																																																																																																																																																																																																																																																																																																																																		
2.0 i 16V	100	10.04	03.09	PR: 1ZE																																																																																																																																																																																																																																																																																																																																																																																																																																																																																																																																																																																																																																																																																																																		
2.0 TDI		10.04	03.09	PR: 1ZE																																																																																																																																																																																																																																																																																																																																																																																																																																																																																																																																																																																																																																																																																																																		
2.0 TDI	125	01.06	03.09	PR: 1ZE																																																																																																																																																																																																																																																																																																																																																																																																																																																																																																																																																																																																																																																																																																																		
2.0 TFSI	147	11.05	03.09	PR: 1ZE																																																																																																																																																																																																																																																																																																																																																																																																																																																																																																																																																																																																																																																																																																																		
1.6 i 16V	75	10.04	03.09		24.0711-5271.3	360301	Radsensor																																																																																																																																																																																																																																																																																																																																																																																																																																																																																																																																																																																																																																																																																																															
1.8 TFSI	118	01.07	03.09		24.0711-5272.3	360302	Radsensor																																																																																																																																																																																																																																																																																																																																																																																																																																																																																																																																																																																																																																																																																																															
1.9 TDI	77	10.04	03.09																																																																																																																																																																																																																																																																																																																																																																																																																																																																																																																																																																																																																																																																																																																			
2.0 FSI	110	10.04	03.09																																																																																																																																																																																																																																																																																																																																																																																																																																																																																																																																																																																																																																																																																																																			
2.0 i 16V	100	10.04	03.09																																																																																																																																																																																																																																																																																																																																																																																																																																																																																																																																																																																																																																																																																																																			
2.0 TDI		10.04	03.09																																																																																																																																																																																																																																																																																																																																																																																																																																																																																																																																																																																																																																																																																																																			
2.0 TDI	125	01.06	03.09																																																																																																																																																																																																																																																																																																																																																																																																																																																																																																																																																																																																																																																																																																																			
2.0 TFSI	147	11.05	03.09																																																																																																																																																																																																																																																																																																																																																																																																																																																																																																																																																																																																																																																																																																																			
1.6 i 16V	75	10.04	03.09	PR: 1KD	13.0460-2820.2	602820	20961 17,2 /S	LUC																																																																																																																																																																																																																																																																																																																																																																																																																																																																																																																																																																																																																																																																																																														
1.8 TFSI	118	01.07	03.09	PR: 1KD	13.0470-2820.2	LD2820	20961 17,2 /S	LUC																																																																																																																																																																																																																																																																																																																																																																																																																																																																																																																																																																																																																																																																																																														
1.9 TDI	77	10.04	03.09	PR: 1KD																																																																																																																																																																																																																																																																																																																																																																																																																																																																																																																																																																																																																																																																																																																		
2.0 FSI	110	10.04	03.09	PR: 1KD																																																																																																																																																																																																																																																																																																																																																																																																																																																																																																																																																																																																																																																																																																																		
2.0 i 16V	100	10.04	03.09	PR: 1KD																																																																																																																																																																																																																																																																																																																																																																																																																																																																																																																																																																																																																																																																																																																		
2.0 TDI		10.04	03.09	PR: 1KD																																																																																																																																																																																																																																																																																																																																																																																																																																																																																																																																																																																																																																																																																																																		
2.0 TDI	125	01.06	03.09	PR: 1KD																																																																																																																																																																																																																																																																																																																																																																																																																																																																																																																																																																																																																																																																																																																		
2.0 TFSI	147	11.05	03.09	PR: 1KD																																																																																																																																																																																																																																																																																																																																																																																																																																																																																																																																																																																																																																																																																																																		
1.6 i 16V	75	10.04	03.09	PR: 1KF,1KJ,1KZ	13.0460-2880.2	602880	23914 17,1 /WE/Zub/S	LUC																																																																																																																																																																																																																																																																																																																																																																																																																																																																																																																																																																																																																																																																																																														
1.8 TFSI	118	01.07	03.09	PR: 1KF,1KJ,1KZ	13.0470-2880.2	LD2880	23914 17,1 /WE/Zub/S	LUC																																																																																																																																																																																																																																																																																																																																																																																																																																																																																																																																																																																																																																																																																																														
1.9 TDI	77	10.04	03.09	PR: 1KF,1KJ,1KZ	13.0460-0259.2	610259	Einbausatz																																																																																																																																																																																																																																																																																																																																																																																																																																																																																																																																																																																																																																																																																																															
2.0 FSI	110	10.04	03.09	PR: 1KF,1KJ,1KZ																																																																																																																																																																																																																																																																																																																																																																																																																																																																																																																																																																																																																																																																																																																		
2.0 i 16V	100	10.04	03.09	PR: 1KF,1KJ,1KZ																																																																																																																																																																																																																																																																																																																																																																																																																																																																																																																																																																																																																																																																																																																		
2.0 TDI		10.04	03.09	PR: 1KF,1KJ,1KZ																																																																																																																																																																																																																																																																																																																																																																																																																																																																																																																																																																																																																																																																																																																		
2.0 TDI	125	01.06	03.09	PR: 1KF,1KJ,1KZ																																																																																																																																																																																																																																																																																																																																																																																																																																																																																																																																																																																																																																																																																																																		
2.0 TFSI	147	11.05	03.09	PR: 1KF,1KJ,1KZ																																																																																																																																																																																																																																																																																																																																																																																																																																																																																																																																																																																																																																																																																																																		
1.6 i 16V	75	10.04	03.09	PR: 1KD	24.0110-0277.1	410277	253 10,0 8,0 +S +B																																																																																																																																																																																																																																																																																																																																																																																																																																																																																																																																																																																																																																																																																																															
1.8 TFSI	118	01.07	03.09	PR: 1KD	24.0310-0277.1	510277	253 10,0 8,0 +S +B PD																																																																																																																																																																																																																																																																																																																																																																																																																																																																																																																																																																																																																																																																																																															
1.9 TDI	77	10.04	03.09	PR: 1KD																																																																																																																																																																																																																																																																																																																																																																																																																																																																																																																																																																																																																																																																																																																		
2.0 FSI	110	10.04	03.09	PR: 1KD																																																																																																																																																																																																																																																																																																																																																																																																																																																																																																																																																																																																																																																																																																																		
2.0 i 16V	100	10.04	03.09	PR: 1KD																																																																																																																																																																																																																																																																																																																																																																																																																																																																																																																																																																																																																																																																																																																		
2.0 TDI		10.04	03.09	PR: 1KD																																																																																																																																																																																																																																																																																																																																																																																																																																																																																																																																																																																																																																																																																																																		
2.0 TDI	125	01.06	03.09	PR: 1KD																																																																																																																																																																																																																																																																																																																																																																																																																																																																																																																																																																																																																																																																																																																		
2.0 TFSI	147	11.05	03.09	PR: 1KD																																																																																																																																																																																																																																																																																																																																																																																																																																																																																																																																																																																																																																																																																																																		
1.6 i 16V	75	10.04	03.09	PR: 1KJ,1KZ	24.0112-0169.1	412169	282 12,0 10,0 +S +B																																																																																																																																																																																																																																																																																																																																																																																																																																																																																																																																																																																																																																																																																																															
1.8 TFSI	118	01.07	03.09	PR: 1KJ,1KZ																																																																																																																																																																																																																																																																																																																																																																																																																																																																																																																																																																																																																																																																																																																		
1.9 TDI	77	10.04	03.09	PR: 1KJ,1KZ																																																																																																																																																																																																																																																																																																																																																																																																																																																																																																																																																																																																																																																																																																																		
2.0 FSI	110	10.04	03.09	PR: 1KJ,1KZ																																																																																																																																																																																																																																																																																																																																																																																																																																																																																																																																																																																																																																																																																																																		
2.0 i 16V	100	10.04	03.09	PR: 1KJ,1KZ																																																																																																																																																																																																																																																																																																																																																																																																																																																																																																																																																																																																																																																																																																																		
2.0 TDI		10.04	03.09	PR: 1KJ,1KZ																																																																																																																																																																																																																																																																																																																																																																																																																																																																																																																																																																																																																																																																																																																		
2.0 TDI	125	01.06	03.09	PR: 1KJ,1KZ																																																																																																																																																																																																																																																																																																																																																																																																																																																																																																																																																																																																																																																																																																																		
2.0 TFSI	147	11.05	03.09	PR: 1KJ,1KZ																																																																																																																																																																																																																																																																																																																																																																																																																																																																																																																																																																																																																																																																																																																		
1.6 i 16V	75	10.04	03.09	PR: 1KF	24.0112-0158.1	412158	256 12,0 10,0 +B																																																																																																																																																																																																																																																																																																																																																																																																																																																																																																																																																																																																																																																																																																															
1.8 TFSI	118	01.07	03.09	PR: 1KF																																																																																																																																																																																																																																																																																																																																																																																																																																																																																																																																																																																																																																																																																																																		
1.9 TDI	77	10.04	03.09	PR: 1KF																																																																																																																																																																																																																																																																																																																																																																																																																																																																																																																																																																																																																																																																																																																		
2.0 FSI	110	10.04	03.09	PR: 1KF																																																																																																																																																																																																																																																																																																																																																																																																																																																																																																																																																																																																																																																																																																																		
2.0 i 16V	100	10.04	03.09	PR: 1KF																																																																																																																																																																																																																																																																																																																																																																																																																																																																																																																																																																																																																																																																																																																		














										
SEAT TOLEDO III (5P2) (05-09)										
	2.0 TDI 2.0 TDI 2.0 TFSI	125 125 147		10.04 01.06 11.05	03.09 03.09 03.09	PR: 1KF PR: 1KF PR: 1KF	24.0112-0158.1	412158	256 12,0 10,0 +B	
	1.6 i 16V 1.8 TFSI 1.9 TDI 2.0 FSI 2.0 i 16V 2.0 TDI 2.0 TDI 2.0 TFSI	75 118 77 110 100 125 125 147		10.04 01.07 10.04 10.04 10.04 10.04 01.06 11.05	03.09 03.09 03.09 03.09 03.09 03.09 03.09 03.09		24.0711-6231.3 24.0711-6232.3	360305 360306	Radsensor Radsensor	
SEAT TOLEDO IV (KG3) (12-)										
	1.2 1.2 TSI 1.2 TSI 1.4 TSI 1.6 1.6 TDI	55 63 77 90 77 77		07.12 07.12 07.12 07.12 07.13 07.12		PR: 1ZG PR: 1ZG PR: 1ZG PR: 1ZG PR: 1ZG PR: 1ZG	13.0460-7111.2 13.0470-7111.2	607111 LD7111	23130 19,6 + 23130 19,6 +	VW VW
	1.2 1.2 TSI 1.2 TSI 1.4 TSI 1.6 1.6 TDI	55 63 77 90 77 77		07.12 07.12 07.12 07.12 07.13 07.12		+ 15" Rad ¹⁾ + 15" Rad ¹⁾ + 15" Rad ¹⁾ + 15" Rad ¹⁾ + 15" Rad ¹⁾ + 15" Rad ¹⁾	13.0460-7184.2 13.0470-7184.2	607184 LD7184	23587 20,6 +/WK 23587 20,6 +/WK	ATE ATE
	1.2 1.2 TSI 1.2 TSI 1.4 TSI 1.6 1.6 TDI	55 63 77 90 77 77		07.12 07.12 07.12 07.12 07.13 07.12		PR: 1ZG PR: 1ZG PR: 1ZG PR: 1ZG PR: 1ZG PR: 1ZG	24.0122-0151.1	422151	256 22,0 19,0 V L +S +B	
	1.2 1.2 TSI 1.2 TSI 1.4 TSI 1.6 1.6 TDI	55 63 77 90 77 77		07.12 07.12 07.12 07.12 07.13 07.12		+ 15" Rad ¹⁾ + 15" Rad ¹⁾ + 15" Rad ¹⁾ + 15" Rad ¹⁾ + 15" Rad ¹⁾ + 15" Rad ¹⁾	24.0125-0113.1	425113	288 25,0 22,0 V L +S +B	
	1.2 1.2 TSI 1.2 TSI 1.4 TSI 1.6 1.6 TDI	55 63 77 90 77 77		07.12 07.12 07.12 07.12 07.13 07.12			24.0711-5273.3 24.0711-5274.3	360303 360304	Radsensor Radsensor	
	1.2 1.2 TSI 1.2 TSI 1.4 TSI 1.6 1.6 TDI	55 63 77 90 77 77		07.12 07.12 07.12 07.12 07.13 07.12			13.0460-2894.2 13.0470-2894.2	602894 LD2894	20961 17,4 /Zub/S 20961 17,4 /Zub/S	LUC LUC
	1.2 1.2 TSI 1.2 TSI 1.4 TSI 1.6 1.6 TDI	55 63 77 90 77 77		07.12 07.12 07.12 07.12 07.13 07.12			24.0109-0123.1	409123	230 9,0 7,0 +S +B	
	1.2 1.2 TSI 1.2 TSI 1.4 TSI 1.6 1.6 TDI	55 63 77 90 77 77		07.12 07.12 07.12 07.12 07.13 07.12			24.0711-6233.3 24.0711-6234.3	360315 360316	Radsensor Radsensor	
SKODA CITIGO (12-)										
	1.0 1.0 1.0 CNG	44 55 50		05.12 05.12 11.12			13.0460-7111.2 13.0470-7111.2	607111 LD7111	23130 19,6 + 23130 19,6 +	VW VW
	1.0 1.0 1.0 CNG	44 55 50		05.12 05.12 11.12			24.0711-5273.3 24.0711-5274.3	360303 360304	Radsensor Radsensor	
	1.0 1.0 1.0 CNG	44 55 50		05.12 05.12 11.12			24.0711-6233.3 24.0711-6234.3	360315 360316	Radsensor Radsensor	
	1.0 1.0 1.0 CNG	44 55 50		05.12 05.12 11.12			03.0137-0268.2 03.0137-9168.2	650268 669168	200 x 40 HEB Einbausatz	VW VW
	1.0 1.0 1.0 CNG	44 55 50		05.12 05.12 11.12			03.0520-4817.3	694817	17,46/200x40 TopKit	VW
SKODA FABIA I (6Y) (99-07)										
	1.0 i 1.2 i 1.4 i 1.4 i 16V 1.4 TDI			02.00 08.02 02.00 10.99 04.03	08.02 12.07 12.07 12.07 12.07	PR: 1LB,1LM PR: 1LB,1LM PR: 1LB,1LM PR: 1LB,1LM PR: 1LB,1LM	13.0460-7100.2 13.0470-7100.2 13.0460-7164.2	607100 LD7100 607164	21866 17,2 + 21866 17,2 + 21868 17,2 +/WK	VW ATE VW

¹⁾ + 15" wheel / + ruota 15" / + roue 15" / + rueda 15"


































									
SKODA FABIA I (6Y) (99-07)									
	1.9 SDI	47	12.99	12.07	PR: 1LB,1LM	13.0460-7100.2	607100	21866 17,2 +	VW
	1.9 TDI	74	02.00	12.07	PR: 1LB,1LM	13.0470-7100.2	LD7100	21866 17,2 +	ATE
	2.0 i	85	12.99	12.07	PR: 1LB,1LM	13.0460-7164.2	607164	21868 17,2 +/WK	VW
	RS 1.9 TDI	96	09.03	12.07	PR: 1LB,1LM				
	1.0 i		02.00	08.02	PR: 1LQ,1LR	13.0460-7111.2	607111	23130 19,6 +	VW
	1.2 i		08.02	12.07	PR: 1LQ,1LR	13.0470-7111.2	LD7111	23130 19,6 +	VW
	1.4 i		02.00	12.07	PR: 1LQ,1LR	13.0460-7117.2	607117	23131 19,6 +/WK	VW
	1.4 i 16V		10.99	12.07	PR: 1LQ,1LR	13.0470-7117.2	LD7117	23131 19,6 +/WK	VW
	1.4 TDI		04.03	12.07	PR: 1LQ,1LR				
	1.9 SDI	47	12.99	12.07	PR: 1LQ,1LR				
1.9 TDI	74	02.00	12.07	PR: 1LQ,1LR					
2.0 i	85	12.99	12.07	PR: 1LQ,1LR					
RS 1.9 TDI	96	09.03	12.07	PR: 1LQ,1LR					
	1.0 i		02.00	08.02	PR: 1LN,1LP	13.0460-2883.2	602883	23581 18,8 /S	LUC
	1.2 i		08.02	12.07	PR: 1LN,1LP	13.0460-2884.2	602884	23843 18,8 +/WK/S	LUC
	1.4 i		02.00	12.07	PR: 1LN,1LP	13.0470-2884.2	LD2884	23843 18,8 +/WK/S	LUC
	1.4 i 16V		10.99	12.07	PR: 1LN,1LP				
	1.4 TDI		04.03	12.07	PR: 1LN,1LP				
	1.9 SDI	47	12.99	12.07	PR: 1LN,1LP				
	1.9 TDI	74	02.00	12.07	PR: 1LN,1LP				
	2.0 i	85	12.99	12.07	PR: 1LN,1LP				
	RS 1.9 TDI	96	09.03	12.07	PR: 1LN,1LP				
		1.0 i		02.00	08.02	PR: 1LB,1LM	24.0118-0137.1	418137	239 18,0 16,0 V L +S +B
1.2 i			08.02	12.07	PR: 1LB,1LM	24.0318-0137.1	518137	239 18,0 16,0 V L +S +B PD	
1.4 i			02.00	12.07	PR: 1LB,1LM				
1.4 i 16V			10.99	12.07	PR: 1LB,1LM				
1.4 TDI			04.03	12.07	PR: 1LB,1LM				
1.9 SDI		47	12.99	12.07	PR: 1LB,1LM				
1.9 TDI		74	02.00	12.07	PR: 1LB,1LM				
2.0 i		85	12.99	12.07	PR: 1LB,1LM				
RS 1.9 TDI		96	09.03	12.07	PR: 1LB,1LM				
		1.0 i		02.00	08.02	PR: 1LQ,1LR	24.0122-0151.1	422151	256 22,0 19,0 V L +S +B
	1.2 i		08.02	12.07	PR: 1LQ,1LR	24.0322-0151.1	522151	256 22,0 19,0 V L +S +B PD	
	1.4 i		02.00	12.07	PR: 1LQ,1LR				
	1.4 i 16V		10.99	12.07	PR: 1LQ,1LR				
	1.4 TDI		04.03	12.07	PR: 1LQ,1LR				
	1.9 SDI	47	12.99	12.07	PR: 1LQ,1LR				
	1.9 TDI	74	02.00	12.07	PR: 1LQ,1LR				
	2.0 i	85	12.99	12.07	PR: 1LQ,1LR				
	RS 1.9 TDI	96	09.03	12.07	PR: 1LQ,1LR				
		1.0 i		02.00	08.02	PR: 1LN,1LP	24.0125-0113.1	425113	288 25,0 22,0 V L +S +B
1.2 i			08.02	12.07	PR: 1LN,1LP	24.0325-0113.1	525113	288 25,0 22,0 V L +S +B PD	
1.4 i			02.00	12.07	PR: 1LN,1LP				
1.4 i 16V			10.99	12.07	PR: 1LN,1LP				
1.4 TDI			04.03	12.07	PR: 1LN,1LP				
1.9 SDI		47	12.99	12.07	PR: 1LN,1LP				
1.9 TDI		74	02.00	12.07	PR: 1LN,1LP				
2.0 i		85	12.99	12.07	PR: 1LN,1LP				
RS 1.9 TDI		96	09.03	12.07	PR: 1LN,1LP				
		1.0 i		02.00	08.02		24.0711-5273.3	360303	Radsensor
	1.2 i		08.02	12.07		24.0711-5274.3	360304	Radsensor	
	1.4 i		02.00	12.07					
	1.4 i 16V		10.99	12.07					
	1.4 TDI		04.03	12.07					
	1.9 SDI	47	12.99	12.07					
	1.9 TDI	74	02.00	12.07					
	2.0 i	85	12.99	12.07					
	RS 1.9 TDI	96	09.03	12.07					
		1.4 i 16V		10.99	12.07	PR: 1KK,1KP	13.0460-2894.2	602894	20961 17,4 /Zub/S
1.4 TDI			04.03	12.07	PR: 1KK,1KP	13.0470-2894.2	LD2894	20961 17,4 /Zub/S	LUC
1.9 TDI		74	02.00	12.07	PR: 1KK,1KP				
2.0 i		85	12.99	12.07	PR: 1KK,1KP				
RS 1.9 TDI		96	09.03	12.07	PR: 1KK,1KP				
	1.4 i 16V		10.99	12.07	PR: 1KK,1KP	24.0109-0123.1	409123	230 9,0 7,0 +S +B	
	1.4 TDI		04.03	12.07	PR: 1KK,1KP	24.0309-0123.1	509123	230 9,0 7,0 +S +B PD	
	1.9 TDI	74	02.00	12.07	PR: 1KK,1KP				
	2.0 i	85	12.99	12.07	PR: 1KK,1KP				
	RS 1.9 TDI	96	09.03	12.07	PR: 1KK,1KP				
	1.0 i		02.00	08.02		24.0711-6233.3	360315	Radsensor	
	1.2 i		08.02	12.07		24.0711-6234.3	360316	Radsensor	
	1.4 i		02.00	12.07					
	1.4 i 16V		10.99	12.07					
	1.4 TDI		04.03	12.07					
1.9 SDI	47	12.99	12.07						
1.9 TDI	74	02.00	12.07						
2.0 i	85	12.99	12.07						
RS 1.9 TDI	96	09.03	12.07						
	1.0 i		02.00	08.02		03.0137-0268.2	650268	200 x 40 HEB	VW
	1.2 i		08.02	12.07		03.0137-9168.2	669168	Einbausatz	VW
	1.4 i		02.00	12.07					
	1.4 i 16V		10.99	12.07					
	1.4 TDI		04.03	12.07					
1.9 SDI	47	12.99	12.07						

									
SKODA FABIA I (6Y) (99-07)									
	1.0 i 1.2 i 1.4 i 1.4 i 16V 1.4 TDI 1.9 SDI	47	02.00 08.02 02.00 10.99 04.03 12.99	08.02 12.07 12.07 12.07 12.07 12.07		24.0220-0037.1	480161	200/201,5 x 50,5	
	1.0 i 1.2 i 1.4 i 1.4 i 16V 1.4 TDI 1.9 SDI	47	02.00 08.02 02.00 10.99 04.03 12.99	08.02 12.07 12.07 12.07 12.07 12.07		03.0420-4219.3 03.0520-4219.3	684219 694219	19,05/200x40 Kit 19,05/200x40 TopKit	VW VW
SKODA FABIA II (5J) (07-)									
	1.2 1.2 1.2 TDI 1.2 TSI 1.2 TSI 1.4 i 16V 1.4 TDI 1.4 TDI 1.4 TDI 1.4 TSI RS 1.6 i 16V 1.6 TDI 1.6 TDI 1.6 TDI 1.9 TDI	44 51 55 63 77 63 51 59 132 77 55 66 77 77	03.07 03.07 05.10 03.10 03.10 03.07 03.07 03.07 03.07 05.10 03.07 04.10 03.10 03.10 03.07	PR: 1LB,1LM PR: 1LB,1LM PR: 1LB,1LM PR: 1LB,1LM PR: 1LB,1LM PR: 1LB,1LM PR: 1LB,1LM PR: 1LB,1LM PR: 1LB,1LM PR: 1LB,1LM PR: 1LB,1LM PR: 1LB,1LM PR: 1LB,1LM PR: 1LB,1LM PR: 1LB,1LM		13.0460-7100.2 13.0470-7100.2 13.0460-7164.2	607100 LD7100 607164	21866 17,2 + 21866 17,2 + 21868 17,2 +/WK	VW ATE VW
	1.2 1.2 1.2 TDI 1.2 TSI 1.2 TSI 1.4 i 16V 1.4 TDI 1.4 TDI 1.4 TDI 1.4 TSI RS 1.6 i 16V 1.6 TDI 1.6 TDI 1.6 TDI 1.9 TDI	44 51 55 63 77 63 51 59 132 77 55 66 77 77	03.07 03.07 05.10 03.10 03.10 03.07 03.07 03.07 03.07 05.10 03.07 04.10 03.10 03.10 03.07	PR: 1LQ,1LR,1ZG PR: 1LQ,1LR,1ZG PR: 1LQ,1LR,1ZG PR: 1LQ,1LR,1ZG PR: 1LQ,1LR,1ZG PR: 1LQ,1LR,1ZG PR: 1LQ,1LR,1ZG PR: 1LQ,1LR,1ZG PR: 1LQ,1LR,1ZG PR: 1LQ,1LR,1ZG PR: 1LQ,1LR,1ZG PR: 1LQ,1LR,1ZG PR: 1LQ,1LR,1ZG PR: 1LQ,1LR,1ZG PR: 1LQ,1LR,1ZG		13.0460-7111.2 13.0470-7111.2 13.0460-7117.2 13.0470-7117.2	607111 LD7111 607117 LD7117	23130 19,6 + 23130 19,6 + 23131 19,6 +/WK 23131 19,6 +/WK	VW VW VW VW
	1.2 1.2 1.2 TDI 1.2 TSI 1.2 TSI 1.4 i 16V 1.4 TDI 1.4 TDI 1.4 TDI 1.4 TSI RS 1.6 i 16V 1.6 TDI 1.6 TDI 1.6 TDI 1.9 TDI	44 51 55 63 77 63 51 59 132 77 55 66 77 77	03.07 03.07 05.10 03.10 03.10 03.07 03.07 03.07 03.07 05.10 03.07 04.10 03.10 03.10 03.07	PR: 1LN,1ZH PR: 1LN,1ZH PR: 1LN,1ZH PR: 1LN,1ZH PR: 1LN,1ZH PR: 1LN,1ZH PR: 1LN,1ZH PR: 1LN,1ZH PR: 1LN,1ZH PR: 1LN,1ZH PR: 1LN,1ZH PR: 1LN,1ZH PR: 1LN,1ZH PR: 1LN,1ZH PR: 1LN,1ZH		13.0460-2883.2 13.0460-2884.2 13.0470-2884.2	602883 602884 LD2884	23581 18,8 /S 23843 18,8 +/WK/S 23843 18,8 +/WK/S	LUC LUC LUC
	1.2 1.2 1.2 TDI 1.2 TSI 1.2 TSI 1.4 i 16V 1.4 TDI 1.4 TDI 1.4 TDI 1.4 TSI RS 1.6 i 16V 1.6 TDI 1.6 TDI 1.6 TDI 1.9 TDI	44 51 55 63 77 63 51 59 132 77 55 66 77 77	03.07 03.07 05.10 03.10 03.10 03.07 03.07 03.07 03.07 05.10 03.07 04.10 03.10 03.10 03.07	PR: 1LB,1LM PR: 1LB,1LM PR: 1LB,1LM PR: 1LB,1LM PR: 1LB,1LM PR: 1LB,1LM PR: 1LB,1LM PR: 1LB,1LM PR: 1LB,1LM PR: 1LB,1LM PR: 1LB,1LM PR: 1LB,1LM PR: 1LB,1LM PR: 1LB,1LM PR: 1LB,1LM		24.0118-0137.1 24.0318-0137.1	418137 518137	239 18,0 16,0 V L +S +B 239 18,0 16,0 V L +S +B PD	
	1.2 1.2 1.2 TDI 1.2 TSI 1.2 TSI 1.4 i 16V 1.4 TDI 1.4 TDI 1.4 TDI 1.4 TSI RS 1.6 i 16V 1.6 TDI 1.6 TDI 1.6 TDI 1.9 TDI	44 51 55 63 77 63 51 59 132 77 55 66 77 77	03.07 03.07 05.10 03.10 03.10 03.07 03.07 03.07 03.07 05.10 03.07 04.10 03.10 03.10 03.07	PR: 1LQ,1LR,1ZG PR: 1LQ,1LR,1ZG PR: 1LQ,1LR,1ZG PR: 1LQ,1LR,1ZG PR: 1LQ,1LR,1ZG PR: 1LQ,1LR,1ZG PR: 1LQ,1LR,1ZG PR: 1LQ,1LR,1ZG PR: 1LQ,1LR,1ZG PR: 1LQ,1LR,1ZG PR: 1LQ,1LR,1ZG PR: 1LQ,1LR,1ZG PR: 1LQ,1LR,1ZG PR: 1LQ,1LR,1ZG PR: 1LQ,1LR,1ZG		24.0122-0151.1 24.0322-0151.1	422151 522151	256 22,0 19,0 V L +S +B 256 22,0 19,0 V L +S +B PD	
	1.2 1.2 1.2 TDI	44 51 55	03.07 03.07 05.10	PR: 1LN,1ZH PR: 1LN,1ZH PR: 1LN,1ZH		24.0125-0113.1 24.0325-0113.1	425113 525113	288 25,0 22,0 V L +S +B 288 25,0 22,0 V L +S +B PD	

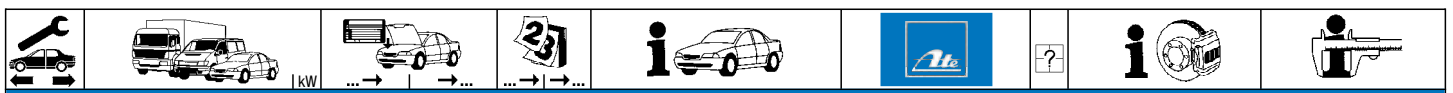
SKODA FABIA II (5J) (07-)										
	1.2 TSI 1.2 TSI 1.4 i 16V 1.4 TDI 1.4 TDI 1.4 TSI RS 1.6 i 16V 1.6 TDI 1.6 TDI 1.6 TDI 1.9 TDI	63 77 63 51 59 132 77 55 66 77 77		03.10 03.10 03.07 03.07 03.07 05.10 03.07 04.10 03.10 03.10 03.07	PR: 1LN,1ZH PR: 1LN,1ZH PR: 1LN,1ZH PR: 1LN,1ZH PR: 1LN,1ZH PR: 1LN,1ZH PR: 1LN,1ZH PR: 1LN,1ZH PR: 1LN,1ZH PR: 1LN,1ZH PR: 1LN,1ZH	24.0125-0113.1 24.0325-0113.1	425113 525113		288 25,0 22,0 VL +S +B 288 25,0 22,0 VL +S +B PD	
	1.2 1.2 1.2 TDI 1.2 TDI 1.2 TSI 1.2 TSI 1.4 i 16V 1.4 TDI 1.4 TDI 1.4 TDI 1.4 TSI RS 1.6 i 16V 1.6 TDI 1.6 TDI 1.6 TDI 1.9 TDI	44 51 55 63 77 63 51 59 132 77 55 66 77 77		03.07 03.07 05.10 03.10 03.10 03.07 03.07 03.07 05.10 03.07 04.10 03.10 03.10 03.07		24.0711-5273.3 24.0711-5274.3	360303 360304	 	Radsensor Radsensor	
	1.2 1.2 1.2 TDI 1.2 TSI 1.2 TSI 1.4 i 16V 1.4 TDI 1.4 TDI 1.4 TDI 1.4 TSI RS 1.6 i 16V 1.6 TDI 1.6 TDI 1.6 TDI 1.9 TDI	44 51 55 63 77 63 51 59 132 77 55 66 77 77		03.07 03.07 05.10 03.10 03.10 03.07 03.07 03.07 05.10 03.07 04.10 03.10 03.10 03.07	PR: 1KK PR: 1KK PR: 1KK PR: 1KK PR: 1KK PR: 1KK PR: 1KK PR: 1KK PR: 1KK PR: 1KK PR: 1KK PR: 1KK PR: 1KK PR: 1KK	13.0460-2894.2 13.0470-2894.2	602894 LD2894		20961 17,4 /Zub/S 20961 17,4 /Zub/S	LUC LUC
	1.2 1.2 1.2 TDI 1.2 TSI 1.2 TSI 1.4 i 16V 1.4 TDI 1.4 TDI 1.4 TDI 1.4 TSI RS 1.6 i 16V 1.6 TDI 1.6 TDI 1.6 TDI 1.9 TDI	44 51 55 63 77 63 51 59 132 77 55 66 77 77		03.07 03.07 05.10 03.10 03.10 03.07 03.07 03.07 05.10 03.07 04.10 03.10 03.10 03.07	PR: 1KT,1KV PR: 1KT,1KV PR: 1KT,1KV PR: 1KT,1KV PR: 1KT,1KV PR: 1KT,1KV PR: 1KT,1KV PR: 1KT,1KV PR: 1KT,1KV PR: 1KT,1KV PR: 1KT,1KV PR: 1KT,1KV PR: 1KT,1KV PR: 1KT,1KV	13.0460-2820.2 13.0470-2820.2	602820 LD2820		20961 17,2 /S 20961 17,2 /S	LUC LUC
	1.2 1.2 1.4 i 16V 1.4 TDI 1.4 TDI 1.6 i 16V 1.9 TDI	44 51 63 51 59 77 77		03.07 03.07 03.07 03.07 03.07 03.07 03.07	05.09 PR: 1KK 05.09 PR: 1KK 05.09 PR: 1KK 05.09 PR: 1KK 05.09 PR: 1KK 05.09 PR: 1KK	24.0109-0123.1	409123		230 9,0 7,0 +S +B	
	1.2 1.2 1.2 TDI 1.2 TSI 1.2 TSI 1.4 i 16V 1.4 TDI 1.4 TDI 1.4 TDI 1.4 TSI RS 1.6 i 16V 1.6 TDI 1.6 TDI 1.6 TDI 1.9 TDI	44 51 55 63 77 63 51 59 132 77 55 66 77 77		06.09 06.09 05.10 03.10 03.10 06.09 06.09 06.09 06.09 05.10 06.09 04.10 03.10 03.10 06.09	PR: 1KT,1KV,2EJ PR: 1KT,1KV,2EJ PR: 1KT,1KV,2EJ PR: 1KT,1KV,2EJ PR: 1KT,1KV,2EJ PR: 1KT,1KV,2EJ PR: 1KT,1KV,2EJ PR: 1KT,1KV,2EJ PR: 1KT,1KV,2EJ PR: 1KT,1KV,2EJ PR: 1KT,1KV,2EJ PR: 1KT,1KV,2EJ PR: 1KT,1KV,2EJ PR: 1KT,1KV,2EJ PR: 1KT,1KV,2EJ	24.0109-0123.1	409123		230 9,0 7,0 +S +B	
	1.2 1.2 1.2 TDI 1.2 TSI 1.2 TSI 1.4 i 16V 1.4 TDI 1.4 TDI 1.4 TSI RS 1.6 i 16V 1.6 TDI 1.6 TDI 1.6 TDI	44 51 55 63 77 63 51 59 132 77 55 66 77		03.07 03.07 05.10 03.10 03.10 03.07 03.07 03.07 05.10 03.07 04.10 03.10 03.10		24.0711-6233.3 24.0711-6234.3	360315 360316	 	Radsensor Radsensor	

SKODA FABIA II (5J) (07-)										
	1.9 TDI	77		03.07		24.0711-6233.3	360315			Radsensor
						24.0711-6234.3	360316			Radsensor
	1.2	44		03.07		03.0137-0268.2	650268			200 x 40 HEB
	1.2	51		03.07		03.0137-9168.2	669168			Einbausatz
	1.2 TDI	55		05.10						
	1.2 TSI	63		03.10						
	1.2 TSI	77		03.10						
	1.4 i 16V	63		03.07						
	1.4 TDI	51		03.07						
	1.4 TDI	59		03.07						
	1.6 i 16V	77		03.07						
	1.6 TDI	55		04.10						
	1.6 TDI	66		03.10						
	1.6 TDI	77		03.10						
	1.9 TDI	77		03.07						
	1.2	44		03.07		24.0220-0037.1	480161			200/201,5 x 50,5
	1.2	51		03.07						
	1.2 TDI	55		05.10						
	1.2 TSI	63		03.10						
	1.2 TSI	77		03.10						
	1.4 i 16V	63		03.07						
	1.4 TDI	51		03.07						
	1.4 TDI	59		03.07						
	1.6 i 16V	77		03.07						
	1.6 TDI	55		04.10						
	1.6 TDI	66		03.10						
	1.6 TDI	77		03.10						
	1.9 TDI	77		03.07						
	1.2	44		03.07		03.0420-4219.3	684219			19,05/200x40 Kit
	1.2	51		03.07		03.0520-4219.3	694219			19,05/200x40 TopKit
	1.2 TDI	55		05.10						
	1.2 TSI	63		03.10						
	1.2 TSI	77		03.10						
	1.4 i 16V	63		03.07						
	1.4 TDI	51		03.07						
	1.4 TDI	59		03.07						
	1.6 i 16V	77		03.07						
	1.6 TDI	55		04.10						
	1.6 TDI	66		03.10						
	1.6 TDI	77		03.10						
	1.9 TDI	77		03.07						
SKODA FAVORIT (781) (87-95)										
	135			08.87	12.95	13.0460-2964.2	602964			20861 17,5 /S
	136			08.87	12.95					LUC
	135			08.87	12.92	24.0113-0169.1	413169			236 12,8 11,4
	136			08.87	12.92					
	135			01.93	03.94	24.0113-0193.1	413193			236 12,8 11,4
	136			01.93	03.94					
	135			04.94	12.95	24.0113-0182.1	413182			236 12,8 11,4 +B
	136			04.94	12.95					
	135			08.87	12.92	03.0137-0233.2	650233			200 x 32
	136			08.87	12.92	03.0137-9133.2	669133			Einbausatz
	135			01.93	12.95	03.0137-0268.2	650268			200 x 40 HEB
	136			01.93	12.95	03.0137-9168.2	669168			Einbausatz
	135			01.93	12.95	24.0220-0018.1	480019		ohne Sensorring ¹⁾	200/201,5 x 50,5 - Lager
	136			01.93	12.95	24.0220-0718.2	480209		ohne Sensorring ¹⁾	200/201,5 x 50,5 + Lager
	135			01.93	12.95	03.0520-5319.3	695319			19,05/200x40 TopKit
	136			01.93	12.95					
SKODA FELICIA I (791/795) (95-97)										
	1.3 (135)			10.94	02.98	13.0460-2964.2	602964			20861 17,5 /S
	1.3 i (136)	50		10.94	02.98					LUC
	1.6 i			08.95	02.98					
	1.9 D			10.96	02.98					
	1.3 (135)			10.94	02.98	24.0113-0182.1	413182			236 12,8 11,4 +B
	1.3 i (136)	50		10.94	02.98					
	1.6 i			08.95	02.98					
	1.9 D			10.96	02.98					
	1.3 (135)			10.94	02.98	24.0711-1347.3	360263	2		Radsensor L=840
	1.3 i (136)	50		10.94	02.98					
	1.6 i			08.95	02.98					
	1.9 D			10.96	02.98					
	1.3 (135)			10.94	02.98	03.0137-0268.2	650268			200 x 40 HEB
	1.3 i (136)	50		10.94	02.98	03.0137-9168.2	669168			Einbausatz
	1.6 i			08.95	02.98					
	1.9 D			10.96	02.98					

¹⁾ without sensor ring / senza sensori / sans secours ABS / sin anillo sensor ABS

									
SKODA FELICIA I (791/795) (95-97)									
	1.3 (135) 1.3 i (136) 1.6 i 1.9 D	50		10.94 02.98 10.94 02.98 08.95 02.98 10.96 02.98		24.0220-0018.1 480019 24.0220-0718.2 480209		ohne Sensorring ¹⁾ ohne Sensorring ¹⁾	200/201,5 x 50,5 - Lager 200/201,5 x 50,5 + Lager
	1.3 (135) Lim. 1.3 i (136) Lim. 1.6 i Lim.	50		10.94 02.98 10.94 02.98 08.95 02.98		03.0520-5319.3 695319			19,05/200x40 TopKit
	1.3 (135) Kombi 1.3 i (136) Kombi 1.6 i Kombi 1.9 D Kombi	50		10.94 02.98 10.94 02.98 08.95 02.98 10.96 02.98		03.0520-7022.3 697022			22,20/200x40 TopKit VW
SKODA FELICIA II (6U) (98-01)									
	1.3 i 1.6 i 1.9 D			03.98 08.01 03.98 08.01 03.98 08.01		13.0460-2964.2 602964			20861 17,5 /S LUC
	1.3 i 1.6 i 1.9 D			03.98 08.01 03.98 08.01 03.98 08.01		24.0113-0182.1 413182			236 12,8 11,4 +B
	1.3 i 1.6 i 1.9 D			03.98 08.01 03.98 08.01 03.98 08.01		24.0711-1347.3 360263	2 		Radsensor L=840
	1.3 i 1.6 i 1.9 D			03.98 08.01 03.98 08.01 03.98 08.01		03.0137-0268.2 650268 03.0137-9168.2 669168			200 x 40 HEB VW Einbausatz VW
	1.3 i 1.6 i 1.9 D			03.98 08.01 03.98 08.01 03.98 08.01		24.0220-0018.1 480019 24.0220-0718.2 480209		ohne Sensorring ¹⁾ ohne Sensorring ¹⁾	200/201,5 x 50,5 - Lager 200/201,5 x 50,5 + Lager
	1.3 i 1.6 i 1.9 D			03.98 08.01 03.98 08.01 03.98 08.01	- ABS - ABS - ABS	03.0520-7022.3 697022			22,20/200x40 TopKit VW
	1.3 i 1.6 i 1.9 D			03.98 08.01 03.98 08.01 03.98 08.01	+ ABS + ABS + ABS	03.0520-5319.3 695319			19,05/200x40 TopKit
SKODA FELICIA PICK-UP (797) (97-00)									
	1.3 1.3 1.6 1.9 D	40 50 55 47		06.97 12.00 06.97 12.00 06.97 12.99 06.97 12.00		13.0460-2964.2 602964			20861 17,5 /S LUC
	1.3 1.3 1.6 1.9 D	40 50 55 47		06.97 12.00 06.97 12.00 06.97 12.99 06.97 12.00		24.0113-0182.1 413182			236 12,8 11,4 +B
	1.3 1.3 1.6 1.9 D	40 50 55 47		06.97 12.00 06.97 12.00 06.97 12.99 06.97 12.00		24.0711-1347.3 360263	2 		Radsensor L=840
	1.3 1.3 1.6 1.9 D	40 50 55 47		06.97 12.00 06.97 12.00 06.97 12.99 06.97 12.00		24.0741-1107.3 360042	2 		Radsensor
	1.3 1.3 1.6 1.9 D	40 50 55 47		06.97 12.00 06.97 12.00 06.97 12.99 06.97 12.00		03.0137-0268.2 650268 03.0137-9168.2 669168			200 x 40 HEB VW Einbausatz VW
	1.3 1.3 1.6 1.9 D	40 50 55 47		06.97 12.00 06.97 12.00 06.97 12.99 06.97 12.00		24.0220-0018.1 480019 24.0220-0718.2 480209		ohne Sensorring ¹⁾ ohne Sensorring ¹⁾	200/201,5 x 50,5 - Lager 200/201,5 x 50,5 + Lager
	1.3 1.3 1.6 1.9 D	40 50 55 47		06.97 12.00 06.97 12.00 06.97 12.99 06.97 12.00	- ABS - ABS - ABS - ABS	03.0520-7022.3 697022			22,20/200x40 TopKit VW
	1.3 1.3 1.6 1.9 D	40 50 55 47		06.97 12.00 06.97 12.00 06.97 12.99 06.97 12.00	+ ABS + ABS + ABS + ABS	03.0520-5319.3 695319			19,05/200x40 TopKit
SKODA FORMAN (785) (91-95)									
	1.3 1.3 i			09.91 12.95 02.94 12.95		13.0460-2964.2 602964			20861 17,5 /S LUC
	1.3 1.3 1.3 i			09.91 12.92 01.93 12.95 04.94 12.95		24.0113-0169.1 413169 24.0113-0193.1 413193 24.0113-0182.1 413182			236 12,8 11,4 236 12,8 11,4 236 12,8 11,4 +B
	1.3 1.3 1.3 i			09.91 12.92 01.93 12.95 02.94 12.95		03.0137-0233.2 650233 03.0137-9133.2 669133 03.0137-0268.2 650268 03.0137-9168.2 669168			200 x 32 Einbausatz 200 x 40 HEB VW Einbausatz VW

¹⁾ without sensor ring / senza sensori / sans secours ABS / sin anillo sensor ABS



SKODA FORMAN (785) (91-95)


















	1.3 1.3 i			01.93 02.94	12.95 12.95		24.0220-0018.1 24.0220-0718.2	480019 480209	ohne Sensorring ¹⁾ ohne Sensorring ¹⁾	200/201,5 x 50,5 - Lager 200/201,5 x 50,5 + Lager
	1.3 1.3 i			01.93 02.94	12.95 12.95		03.0520-5319.3	695319		19,05/200x40 TopKit








SKODA OCTAVIA I (1U) (97-10)













	1.4 i 1.6 i 1.8 i 20V 1.8 i 20V Turbo 1.9 SDI 1.9 TDI 1.9 TDI 2.0 i		1U-X-415000 1U-X-415000 1U-X-415000 1U-X-415000 1U-X-415000 1U-X-415000 1U-X-415000 1U-X-415000	04.99 10.96 10.96 03.98 05.97 10.96 08.97 04.99	PR: 1LQ,1LR,1LS,12M PR: 1LQ,1LR,1LS,12M PR: 1LQ,1LR,1LS,12M PR: 1LQ,1LR,1LS,12M PR: 1LQ,1LR,1LS,12M PR: 1LQ,1LR,1LS,12M PR: 1LQ,1LR,1LS,12M PR: 1LQ,1LR,1LS,12M		13.0460-7111.2 13.0470-7111.2	607111 LD7111		23130 19,6 + 23130 19,6 +	VW VW
	1.4 i 1.6 i 1.8 i 20V 1.8 i 20V Turbo 1.8 i 20V Turbo 4x4 1.9 SDI 1.9 TDI 1.9 TDI 1.9 TDI 1.9 TDI 4x4 2.0 i 2.0 i 4x4 2.0 i 4x4		1U-Y-000001 1U-Y-000001 1U-Y-000001 1U-Y-000001 1U-Y-000001 1U-Y-000001 1U-Y-000001 1U-Y-000001 1U-Y-000001 1U-Y-000001 1U-Y-000001 1U-Y-000001 1U-Y-000001	06.10 06.10 06.10 06.10 06.10 06.10 06.10 06.10 06.10 06.10 06.10 06.10 06.10	PR: 1LQ,1LR,1LS,12M PR: 1LQ,1LR,1LS,12M PR: 1LQ,1LR,1LS,12M PR: 1LQ,1LR,1LS,12M PR: 1LQ,1LR,1LS,12M PR: 1LQ,1LR,1LS,12M PR: 1LQ,1LR,1LS,12M PR: 1LQ,1LR,1LS,12M PR: 1LQ,1LR,1LS,12M PR: 1LQ,1LR,1LS,12M PR: 1LQ,1LR,1LS,12M PR: 1LQ,1LR,1LS,12M PR: 1LQ,1LR,1LS,12M		13.0460-7117.2 13.0470-7117.2	607117 LD7117		23131 19,6 +/WK 23131 19,6 +/WK	VW VW
	1.4 i 1.6 i 1.8 i 20V 1.8 i 20V Turbo 1.8 i 20V Turbo 4x4 1.9 SDI 1.9 TDI 1.9 TDI 1.9 TDI 1.9 TDI 4x4 2.0 i 2.0 i 4x4 2.0 i 4x4 RS 1.8 T 20V			04.99 10.96 10.96 03.98 05.01 05.97 10.96 08.00 08.97 01.03 11.99 04.99 05.01 01.00 05.01	PR: 1LN,1LE,1ZD,1ZE,1ZH PR: 1LN,1LE,1ZD,1ZE,1ZH PR: 1LN,1LE,1ZD,1ZE,1ZH PR: 1LN,1LE,1ZD,1ZE,1ZH PR: 1LN,1LE,1ZD,1ZE,1ZH PR: 1LN,1LE,1ZD,1ZE,1ZH PR: 1LN,1LE,1ZD,1ZE,1ZH PR: 1LN,1LE,1ZD,1ZE,1ZH PR: 1LN,1LE,1ZD,1ZE,1ZH PR: 1LN,1LE,1ZD,1ZE,1ZH PR: 1LN,1LE,1ZD,1ZE,1ZH PR: 1LN,1LE,1ZD,1ZE,1ZH PR: 1LN,1LE,1ZD,1ZE,1ZH PR: 1LN,1LE,1ZD,1ZE,1ZH PR: 1ZN		13.0460-7081.2 13.0470-7081.2 13.0460-7122.2 13.0470-7122.2	607081 LD7081 607122 LD7122		21911 20,3 + 21911 20,3 + 23392 20,3 +/WK 23392 20,3 +/WK	ATE ATE ATE ATE
	1.4 i 1.6 i 1.8 i 20V 1.8 i 20V Turbo 1.8 i 20V Turbo 4x4 1.9 SDI 1.9 TDI 1.9 TDI 1.9 TDI 1.9 TDI 4x4 2.0 i 2.0 i 4x4 2.0 i 4x4			04.99 10.96 10.96 03.98 05.01 05.97 10.96 08.00 08.97 01.03 11.99 04.99 05.01 01.00	PR: 1LQ PR: 1LQ PR: 1LQ PR: 1LQ PR: 1LQ PR: 1LQ PR: 1LQ PR: 1LQ PR: 1LQ PR: 1LQ PR: 1LQ PR: 1LQ PR: 1LQ		24.0122-0151.1 24.0322-0151.1	422151 522151		256 22,0 19,0 V L +S +B 256 22,0 19,0 V L +S +B PD	
	1.4 i 1.6 i 1.8 i 20V 1.8 i 20V Turbo 1.8 i 20V Turbo 4x4 1.9 SDI 1.9 TDI 1.9 TDI 1.9 TDI 1.9 TDI 4x4 2.0 i 2.0 i 4x4 2.0 i 4x4			04.99 10.96 10.96 03.98 05.01 05.97 10.96 08.00 08.97 01.03 11.99 04.99 05.01 01.00	PR: 1LR,1LS,12M PR: 1LR,1LS,12M PR: 1LR,1LS,12M PR: 1LR,1LS,12M PR: 1LR,1LS,12M PR: 1LR,1LS,12M PR: 1LR,1LS,12M PR: 1LR,1LS,12M PR: 1LR,1LS,12M PR: 1LR,1LS,12M PR: 1LR,1LS,12M PR: 1LR,1LS,12M PR: 1LR,1LS,12M		24.0122-0150.1 24.0322-0150.1	422150 522150		280 22,0 19,0 V L +S +B 280 22,0 19,0 V L +S +B PD	
	1.4 i 1.6 i 1.8 i 20V 1.8 i 20V Turbo 1.8 i 20V Turbo 4x4 1.9 SDI 1.9 TDI 1.9 TDI 1.9 TDI 1.9 TDI 4x4 2.0 i 2.0 i 4x4 2.0 i 4x4			04.99 10.96 10.96 03.98 05.01 05.97 10.96 08.00 08.97 01.03 11.99 04.99 05.01 01.00	PR: 1LE,1LN,1ZE,1ZH PR: 1LE,1LN,1ZE,1ZH PR: 1LE,1LN,1ZE,1ZH PR: 1LE,1LN,1ZE,1ZH PR: 1LE,1LN,1ZE,1ZH PR: 1LE,1LN,1ZE,1ZH PR: 1LE,1LN,1ZE,1ZH PR: 1LE,1LN,1ZE,1ZH PR: 1LE,1LN,1ZE,1ZH PR: 1LE,1LN,1ZE,1ZH PR: 1LE,1LN,1ZE,1ZH PR: 1LE,1LN,1ZE,1ZH PR: 1LE,1LN,1ZE,1ZH		24.0125-0113.1 24.0325-0113.1	425113 525113		288 25,0 22,0 V L +S +B 288 25,0 22,0 V L +S +B PD	

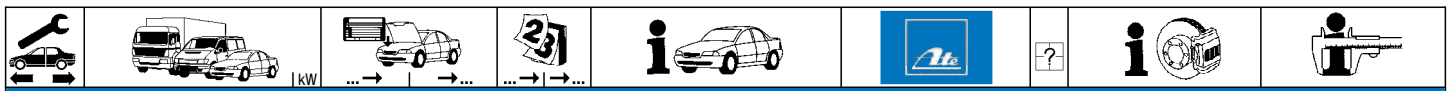
¹⁾ without sensor ring / senza sensori / sans secours ABS / sin anillo sensor ABS



										
SKODA OCTAVIA I (1U) (97-10)										
	2.0 i 4x4	88		01.00	06.10	PR: 1LE,1LN,1ZE,1ZH	24.0125-0113.1 425113 24.0325-0113.1 525113	288 25,0 22,0 V L +S +B 288 25,0 22,0 V L +S +B PD		
	RS 1.8 T 20V	132		05.01	06.10	PR: 1ZN	24.0125-0123.1 425123 24.0325-0123.1 525123	310 25,0 22,0 V L +B 310 25,0 22,0 V L +B PD		
	1.4 i			04.99	06.10		24.0711-1361.3 360022	Radsensor Radsensor		
	1.6 i			10.96	06.10		24.0711-1362.3 360023			
	1.8 i 20V	92		10.96	06.10					
	1.8 i 20V Turbo	110		03.98	06.10					
	1.8 i 20V Turbo 4x4	110		05.01	06.10					
	1.9 SDI			05.97	06.10					
	1.9 TDI	66		10.96	06.10					
	1.9 TDI	74		08.00	06.10					
	1.9 TDI	81		08.97	06.10					
	1.9 TDI	96		01.03	06.10					
	1.9 TDI 4x4			11.99	06.10					
	2.0 i			04.99	06.10					
	2.0 i 4x4	85		05.01	06.10					
	2.0 i 4x4	88		01.00	06.10					
	RS 1.8 T 20V	132		05.01	06.10					
	1.6 i			10.96	06.10	PR: 1KK,1KS,1KP	13.0460-2894.2 602894	20961 17,4 /Zub/S LUC 20961 17,4 /Zub/S LUC Einbausatz LUC		
	1.8 i 20V	92		10.96	06.10	PR: 1KK,1KS,1KP	13.0470-2894.2 LD2894			
	1.8 i 20V Turbo	110		03.98	06.10	PR: 1KK,1KS,1KP	13.0460-0072.2 610072			
	1.8 i 20V Turbo 4x4	110		05.01	06.10	PR: 1KE				
	1.9 SDI			05.97	06.10	PR: 1KK,1KS,1KP				
	1.9 TDI	66		08.97	06.10	PR: 1KK,1KS,1KP				
	1.9 TDI	74		08.00	06.10	PR: 1KK,1KS,1KP				
	1.9 TDI	81		08.97	06.10	PR: 1KK,1KS,1KP				
	1.9 TDI	96		01.03	06.10	PR: 1KK,1KS,1KP				
	1.9 TDI 4x4			11.99	06.10	PR: 1KE				
	2.0 i			04.99	06.10	PR: 1KK,1KS,1KP				
	2.0 i 4x4	85		05.01	06.10	PR: 1KE				
	2.0 i 4x4	88		01.00	06.10	PR: 1KE				
	RS 1.8 T 20V	132		01.03	06.10	PR: 2ED	13.0460-2886.2 602886 13.0470-2886.2 LD2886			
	1.8 i 20V	92	1U-W-129 999	10.96		PR: 1KK,1KS	24.0109-0123.1 409123	230 9,0 7,0 +S +B		
	1.8 i 20V Turbo	110	1U-W-129 999	03.98		PR: 1KK,1KS				
	1.9 SDI		1U-W-129 999	05.97		PR: 1KK,1KS				
	1.9 TDI	81	1U-W-129 999	08.97		PR: 1KK,1KS				
	1.6 i			10.96	06.10	PR: 1KP			24.0109-0123.1 409123	230 9,0 7,0 +S +B 230 9,0 7,0 +S +B PD
	1.8 i 20V	92	1U-W-130 000		06.10	PR: 1KP			24.0309-0123.1 509123	
	1.8 i 20V Turbo	110	1U-W-130 000		06.10	PR: 1KP				
	1.9 SDI		1U-W-130 000		06.10	PR: 1KP				
	1.9 TDI	66	1U-W-130 000		06.10	PR: 1KP				
	1.9 TDI	74		08.00	06.10	PR: 1KP				
	1.9 TDI	81		08.97	06.10	PR: 1KP				
	1.9 TDI	96		01.03	06.10	PR: 1KP				
	2.0 i			04.99	06.10	PR: 1KP				
	1.8 i 20V Turbo 4x4	110		05.01	06.10	PR: 1KE			24.0109-0133.1 409133	
	1.9 TDI 4x4			11.99	06.10	PR: 1KE	24.0309-0133.1 509133			
	2.0 i 4x4	85		05.01	06.10	PR: 1KE				
	2.0 i 4x4	88		01.00	06.10	PR: 1KE				
	RS 1.8 T 20V	132		01.03	06.10	PR: 2ED	24.0122-0163.1 422163 24.0322-0163.1 522163			
	1.4 i			04.99	06.10		24.0741-1107.3 360042	2 Radsensor		
	1.6 i			10.96	06.10					
	1.8 i 20V	92		10.96	06.10					
	1.8 i 20V Turbo	110		03.98	06.10					
	1.9 SDI			05.97	06.10					
	1.9 TDI	66		10.96	06.10					
	1.9 TDI	74		08.00	06.10					
	1.9 TDI	81		08.97	06.10					
	1.9 TDI	96		01.03	06.10					
	2.0 i			04.99	06.10					
	RS 1.8 T 20V	132		05.01	06.10					
	1.8 i 20V Turbo 4x4	110		05.01	06.10		24.0711-1365.3 360172			
	1.9 TDI 4x4			11.99	06.10					
	2.0 i 4x4	85		05.01	06.10					
	2.0 i 4x4	88		01.00	06.10					
	1.4 i			04.99	06.10	PR: 1KN,1KG	03.0137-0357.2 650357	230 x 32 HEB Einbausatz		
	1.6 i			10.96	06.10	PR: 1KN,1KG	03.0137-9149.2 669149			
	1.9 SDI			05.97	06.10	PR: 1KN,1KG				
	1.9 TDI	66		10.96	06.10	PR: 1KN,1KG				
	1.4 i			04.99	06.10	PR: 1KN,1KG	24.0223-0016.1 480111	230/231,5 x 39		
	1.6 i			10.96	06.10	PR: 1KN,1KG				
	1.9 SDI			05.97	06.10	PR: 1KN,1KG				
	1.9 TDI	66		10.96	06.10	PR: 1KN,1KG				
	1.4 i			04.99	06.10	PR: 1KG	03.0520-6920.3 696920	20,64/230x32 TopKit VW		
	1.6 i			10.96	06.10	PR: 1KG				
	1.9 SDI			05.97	06.10	PR: 1KG				
	1.9 TDI	66		10.96	06.10	PR: 1KG				
	1.4 i			04.99	06.10	PR: 1KN	03.0520-5419.3 695419	19,05/230x32 TopKit		
	1.6 i			10.96	06.10	PR: 1KN				
	1.9 SDI			05.97	06.10	PR: 1KN				
	1.9 TDI	66		10.96	06.10	PR: 1KN				

SKODA OCTAVIA II (1Z) (04-13)											
	1.2 TSI	77		02.10	01.13	PR: 1ZF,1ZM,1ZC	13.0460-7117.2	607117		23131 19,6 +/WK	VW
	1.4 i 16V			06.04	01.13	PR: 1ZF,1ZM,1ZC	13.0470-7117.2	LD7117		23131 19,6 +/WK	VW
	1.4 TSI	90		11.08	01.13	PR: 1ZF,1ZM,1ZC					
	1.6	75		09.09	01.13	PR: 1ZF,1ZM,1ZC					
	1.6 FSI	85		06.04	01.13	PR: 1ZF,1ZM,1ZC					
	1.6 i 16V	75		06.04	01.13	PR: 1ZF,1ZM,1ZC					
	1.6 TDI	77		06.09	01.13	PR: 1ZF,1ZM,1ZC					
	1.6 TDI 4x4	77		06.09	01.13	PR: 1ZF,1ZM,1ZC					
	1.8 TSI			06.07	01.13	PR: 1ZF,1ZM,1ZC					
	1.8 TSI 4x4			11.08	01.13	PR: 1ZF,1ZM,1ZC					
	1.9 TDI	77		06.04	01.13	PR: 1ZF,1ZM,1ZC					
	1.9 TDI 4x4	77		11.04	01.13	PR: 1ZF,1ZM,1ZC					
	2.0 FSI	110		11.04	01.13	PR: 1ZF,1ZM,1ZC					
	2.0 FSI 4x4	110		11.04	01.13	PR: 1ZF,1ZM,1ZC					
	2.0 TDI	81		03.10	01.13	PR: 1ZF,1ZM,1ZC					
	2.0 TDI	100		06.04	01.13	PR: 1ZF,1ZM,1ZC					
	2.0 TDI	103		06.04	01.13	PR: 1ZF,1ZM,1ZC					
	2.0 TDi 4x4	81		05.11	01.13	PR: 1ZF,1ZM,1ZC					
	2.0 TDI 4x4	103		07.06	01.13	PR: 1ZF,1ZM,1ZC					
		1.2 TSI	77		02.10	01.13	PR: 1ZE	13.0460-7184.2	607184		23587 20,6 +/WK
1.4 i 16V				06.04	01.13	PR: 1ZE	13.0470-7184.2	LD7184		23587 20,6 +/WK	ATE
1.4 TSI		90		11.08	01.13	PR: 1ZE					
1.6		75		09.09	01.13	PR: 1ZE					
1.6 FSI		85		06.04	01.13	PR: 1ZE					
1.6 i 16V		75		06.04	01.13	PR: 1ZE					
1.6 TDI		77		06.09	01.13	PR: 1ZE					
1.6 TDI 4x4		77		06.09	01.13	PR: 1ZE					
1.8 TSI				06.07	01.13	PR: 1ZE					
1.8 TSI 4x4				11.08	01.13	PR: 1ZE					
1.9 TDI		77		06.04	01.13	PR: 1ZE					
1.9 TDI 4x4		77		11.04	01.13	PR: 1ZE					
2.0 FSI		110		11.04	01.13	PR: 1ZE					
2.0 FSI 4x4		110		11.04	01.13	PR: 1ZE					
2.0 RS		147		10.05	01.13	PR: 1LL,1LP,1ZB					
2.0 TDI		81		03.10	01.13	PR: 1ZE					
2.0 TDI		100		06.04	01.13	PR: 1ZE					
2.0 TDI		103		06.04	01.13	PR: 1ZE					
2.0 TDi 4x4		81		05.11	01.13	PR: 1ZE					
2.0 TDI 4x4		103		07.06	01.13	PR: 1ZE					
2.0 TDI RS	125		04.06	01.13	PR: 1LL,1LP,1ZB						
	1.2 TSI	77		02.10	01.13	PR: 1ZF,1ZM	24.0122-0210.1	422210		280 22,0 19,0 V L +S +B	
	1.4 i 16V			06.04	01.13	PR: 1ZF,1ZM	24.0322-0210.1	522210		280 22,0 19,0 V L +S +B PD	
	1.4 TSI	90		11.08	01.13	PR: 1ZF,1ZM					
	1.6	75		09.09	01.13	PR: 1ZF,1ZM					
	1.6 FSI	85		06.04	01.13	PR: 1ZF,1ZM					
	1.6 i 16V	75		06.04	01.13	PR: 1ZF,1ZM					
	1.6 TDI	77		06.09	01.13	PR: 1ZF,1ZM					
	1.6 TDI 4x4	77		06.09	01.13	PR: 1ZF,1ZM					
	1.8 TSI			06.07	01.13	PR: 1ZF,1ZM					
	1.8 TSI 4x4			11.08	01.13	PR: 1ZF,1ZM					
	1.9 TDI	77		06.04	01.13	PR: 1ZF,1ZM					
	1.9 TDI 4x4	77		11.04	01.13	PR: 1ZF,1ZM					
	2.0 FSI	110		11.04	01.13	PR: 1ZF,1ZM					
	2.0 FSI 4x4	110		11.04	01.13	PR: 1ZF,1ZM					
	2.0 TDI	81		03.10	01.13	PR: 1ZF,1ZM					
	2.0 TDI	100		06.04	01.13	PR: 1ZF,1ZM					
	2.0 TDI	103		06.04	01.13	PR: 1ZF,1ZM					
	2.0 TDi 4x4	81		05.11	01.13	PR: 1ZF,1ZM					
	2.0 TDI 4x4	103		07.06	01.13	PR: 1ZF,1ZM					
		2.0 RS	147		10.05	01.13	PR: 1LL,1LP,1ZB	24.0125-0158.1	425158		312 25,0 22,0 V L +S +B
2.0 TDI RS		125		04.06	01.13	PR: 1LL,1LP,1ZB	24.0325-0158.1	525158		312 25,0 22,0 V L +S +B PD	
	1.2 TSI	77		02.10	01.13		24.0711-5271.3	360301		Radsensor	
	1.4 i 16V			06.04	01.13		24.0711-5272.3	360302		Radsensor	
	1.4 TSI	90		11.08	01.13						
	1.6	75		09.09	01.13						
	1.6 FSI	85		06.04	01.13						
	1.6 i 16V	75		06.04	01.13						
1.6 TDI	77		06.09	01.13							

									
SKODA OCTAVIA II (1Z) (04-13)									
	1.6 TDI 4x4 1.8 TSI 1.8 TSI 4x4 1.9 TDI 1.9 TDI 4x4 2.0 FSI 2.0 FSI 4x4 2.0 RS 2.0 TDI 2.0 TDI 2.0 TDI 2.0 TDI 4x4 2.0 TDI 4x4 2.0 TDI RS	77 77 77 110 110 147 81 100 103 81 103 125	06.09 06.07 11.08 06.04 11.04 11.04 10.05 03.10 06.04 06.04 05.11 07.06 04.06	01.13 01.13 01.13 01.13 01.13 01.13 01.13 01.13 01.13 01.13 01.13 01.13 01.13		24.0711-5271.3 24.0711-5272.3	360301 360302	Radsensor Radsensor	
	1.2 TSI 1.4 i 16V 1.4 TSI 1.6 1.6 FSI 1.6 i 16V 1.6 TDI 1.8 TSI 1.9 TDI 2.0 FSI 2.0 TDI 2.0 TDI 2.0 TDI 2.0 TDI 4x4	77 90 90 75 85 75 77 77 110 81 100 103 81	02.10 06.04 11.08 09.09 06.04 06.04 06.09 06.07 06.04 11.04 03.10 06.04 06.04 05.11	01.13 01.13 01.13 01.13 01.13 01.13 01.13 01.13 01.13 01.13 01.13 01.13 01.13 01.13	PR: 1KD PR: 1KD PR: 1KD PR: 1KD PR: 1KD PR: 1KD PR: 1KD PR: 1KD PR: 1KD PR: 1KD PR: 1KD PR: 1KD PR: 1KD	13.0460-2820.2 13.0470-2820.2	602820 LD2820	20961 17,2 /S 20961 17,2 /S	LUC LUC
	1.2 TSI 1.4 i 16V 1.4 TSI 1.6 1.6 FSI 1.6 i 16V 1.6 TDI 1.6 TDI 4x4 1.8 TSI 1.8 TSI 4x4 1.9 TDI 1.9 TDI 4x4 2.0 FSI 2.0 FSI 4x4 2.0 TDI 2.0 TDI 2.0 TDI 2.0 TDI 4x4 2.0 TDI 4x4	77 90 90 75 85 75 77 77 77 110 110 81 100 103 81 103	02.10 06.04 11.08 09.09 06.04 06.04 06.09 06.09 06.07 11.08 06.04 11.04 11.04 11.04 03.10 06.04 06.04 05.11 06.06	01.13 01.13 01.13 01.13 01.13 01.13 01.13 01.13 01.13 01.13 01.13 01.13 01.13 01.13 01.13 01.13 01.13 01.13 01.13	PR: 1KS,1KT PR: 1KS,1KT PR: 1KS,1KT PR: 1KS,1KT PR: 1KS,1KT PR: 1KS,1KT PR: 1KS,1KT PR: 1KS,1KT PR: 1KS,1KT PR: 1KS,1KT PR: 1KS,1KT PR: 1KS,1KT PR: 1KS,1KT PR: 1KS,1KT PR: 1KS,1KT PR: 1KS,1KT PR: 1KS,1KT PR: 1KS,1KT	13.0460-3858.2	603858	24563 17,7 /Zub/S	BOS
	1.2 TSI 1.4 i 16V 1.4 TSI 1.6 1.6 FSI 1.6 i 16V 1.6 TDI 1.6 TDI 4x4 1.8 TSI 1.8 TSI 4x4 1.9 TDI 1.9 TDI 4x4 2.0 FSI 2.0 FSI 4x4 2.0 RS 2.0 TDI 2.0 TDI 2.0 TDI 2.0 TDI 4x4 2.0 TDI 4x4	77 90 90 75 85 75 77 77 77 110 110 147 81 100 103 81 103 125	02.10 06.04 11.08 09.09 06.04 06.04 06.09 06.09 06.07 11.08 06.04 11.04 11.04 11.04 10.05 03.10 06.04 06.04 07.06 04.06	01.13 01.13 01.13 01.13 01.13 01.13 01.13 01.13 01.13 01.13 01.13 01.13 01.13 01.13 01.13 01.13 01.13 01.13 01.13 01.13	PR: 1KF PR: 1KF PR: 1KF PR: 1KF PR: 1KF PR: 1KF PR: 1KF PR: 1KF PR: 1KF PR: 1KF PR: 1KF PR: 1KF PR: 1KF PR: 1KF PR: 1KP PR: 1KF PR: 1KF PR: 1KF PR: 1KP	13.0460-2880.2 13.0470-2880.2	602880 LD2880	23914 17,1 /WE/Zub/S 23914 17,1 /WE/Zub/S	LUC LUC
	1.2 TSI 1.4 i 16V 1.4 TSI 1.6 1.6 FSI 1.6 i 16V 1.6 TDI 1.8 TSI 1.9 TDI 1.9 TDI 4x4 2.0 FSI 2.0 FSI 4x4 2.0 RS 2.0 TDI 2.0 TDI 2.0 TDI 2.0 TDI 4x4 2.0 TDI 4x4	77 90 90 75 85 75 77 77 110 110 147 81 100 103 81	02.10 06.04 11.08 09.09 06.04 06.04 06.09 06.07 06.04 11.04 11.04 11.04 10.05 03.10 06.04 06.04 05.11	01.13 01.13 01.13 01.13 01.13 01.13 01.13 01.13 01.13 01.13 01.13 01.13 01.13 01.13 01.13 01.13 01.13 01.13 01.13	PR: 1KD PR: 1KD PR: 1KD PR: 1KD PR: 1KD PR: 1KD PR: 1KD PR: 1KD PR: 1KD PR: 1KD PR: 1KD PR: 1KD PR: 1KD PR: 1KD PR: 1KD PR: 1KD PR: 1KD PR: 1KD	24.0110-0277.1 24.0310-0277.1	410277 510277	253 10,0 8,0 +S +B 253 10,0 8,0 +S +B PD	
	1.2 TSI 1.4 i 16V 1.4 TSI 1.6 1.6 FSI	77 90 90 75 85	02.10 06.04 11.08 09.09 06.04	01.13 01.13 01.13 01.13 01.13	PR: 1KS,1KT PR: 1KS,1KT PR: 1KS,1KT PR: 1KS,1KT PR: 1KS,1KT	24.0110-0356.1	410356	272 9,7 8,0 +S +B	




















SKODA OCTAVIA II (1Z) (04-13)

	1.6 i 16V	75	06.04	01.13	PR: 1KS,1KT	24.0110-0356.1	410356		272 9,7 8,0 +S +B
	1.6 TDI	77	06.09	01.13	PR: 1KS,1KT				
	1.6 TDI 4x4	77	06.09	01.13	PR: 1KS,1KT				
	1.8 TSI		06.07	01.13	PR: 1KS,1KT				
	1.8 TSI 4x4		11.08	01.13	PR: 1KS,1KT				
	1.9 TDI	77	06.04	01.13	PR: 1KS,1KT				
	1.9 TDI 4x4	77	11.04	01.13	PR: 1KS,1KT				
	2.0 FSI	110	11.04	01.13	PR: 1KS,1KT				
	2.0 FSI 4x4	110	11.04	01.13	PR: 1KS,1KT				
	2.0 TDI	81	03.10	01.13	PR: 1KS,1KT				
	2.0 TDI	100	06.04	01.13	PR: 1KS,1KT				
	2.0 TDI	103	06.04	01.13	PR: 1KS,1KT				
	2.0 TDi 4x4	81	05.11	01.13	PR: 1KS,1KT				
	2.0 TDI 4x4	103	07.06	01.13	PR: 1KS,1KT				
	1.2 TSI	77	02.10	01.13	PR: 1KF	24.0112-0158.1	412158		256 12,0 10,0 +B 256 12,0 10,0 +B PD
	1.4 i 16V		06.04	01.13	PR: 1KF				
	1.4 TSI	90	11.08	01.13	PR: 1KF				
	1.6	75	09.09	01.13	PR: 1KF				
	1.6 FSI	85	06.04	01.13	PR: 1KF				
	1.6 i 16V	75	06.04	01.13	PR: 1KF				
	1.6 TDI	77	06.09	01.13	PR: 1KF				
	1.6 TDI 4x4	77	06.09	01.13	PR: 1KF				
	1.8 TSI		06.07	01.13	PR: 1KF				
	1.8 TSI 4x4		11.08	01.13	PR: 1KF				
	1.9 TDI	77	06.04	01.13	PR: 1KF				
	1.9 TDI 4x4	77	11.04	01.13	PR: 1KF				
	2.0 FSI	110	11.04	01.13	PR: 1KF				
	2.0 FSI 4x4	110	11.04	01.13	PR: 1KF				
	2.0 TDI	81	03.10	01.13	PR: 1KF				
	2.0 TDI	100	06.04	01.13	PR: 1KF				
	2.0 TDI	103	06.04	01.13	PR: 1KF				
	2.0 TDi 4x4	81	05.11	01.13	PR: 1KF				
2.0 TDI 4x4	103	07.06	01.13	PR: 1KF					
	2.0 RS	147	10.05	01.13	PR: 1KP	24.0112-0169.1	412169		282 12,0 10,0 +S +B
	2.0 TDI RS	125	04.06	01.13	PR: 1KP				
	1.2 TSI	77	02.10	01.13		24.0711-6231.3	360305		Radsensor Radsensor
	1.4 i 16V		06.04	01.13					
	1.4 TSI	90	11.08	01.13					
	1.6	75	09.09	01.13					
	1.6 FSI	85	06.04	01.13					
	1.6 i 16V	75	06.04	01.13					
	1.6 TDI	77	06.09	01.13					
	1.8 TSI		06.07	01.13					
	1.9 TDI	77	06.04	01.13					
	2.0 FSI	110	11.04	01.13					
	2.0 RS	147	10.05	01.13					
	2.0 TDI	81	03.10	01.13					
	2.0 TDI	100	06.04	01.13					
	2.0 TDI	103	06.04	01.13					
2.0 TDI RS	125	04.06	01.13						
	1.6 TDI 4x4	77	06.09	01.13		24.0711-5271.3	360301		Radsensor Radsensor
	1.8 TSI 4x4		11.08	01.13					
	1.9 TDI 4x4	77	11.04	01.13					
	2.0 FSI 4x4	110	11.04	01.13					
	2.0 TDi 4x4	81	05.11	01.13					
2.0 TDI 4x4	103	07.06	01.13						






















SKODA OCTAVIA III (5E) (13-)

	1.2 TSI	63	02.13		PR: 1ZE	24.0125-0145.1	425145		288 25,0 22,0 VL +S +B
	1.2 TSI	77	02.13		PR: 1ZE				
	1.4 TSI	103	11.12		PR: 1ZE				
	1.6 TDI	66	02.13		PR: 1ZE				
	1.6 TDI	77	02.13		PR: 1ZE				
	1.6 TDI	81	02.13		PR: 1ZE				
	1.6 TDI 4x4	77	11.12		PR: 1ZE				
	1.8 TSI	132	11.12		PR: 1ZE				
	1.8 TSI 4x4	132	11.12		PR: 1ZE				
	2.0 TDI	105	11.12		PR: 1ZE				
	2.0 TDI	110	02.13		PR: 1ZE				
	2.0 TDI	135	05.13		PR: 1ZE				
	2.0 TDI 4x4	110	11.12		PR: 1ZE				
	2.0 TSI RS	162	05.13		PR: 1ZE				
	1.2 TSI	63	02.13		PR: 1ZA,1ZB	24.0125-0158.1	425158		312 25,0 22,0 VL +S +B
	1.2 TSI	77	02.13		PR: 1ZA,1ZB				
	1.4 TSI	103	11.12		PR: 1ZA,1ZB				
	1.6 TDI	66	02.13		PR: 1ZA,1ZB				
	1.6 TDI	77	02.13		PR: 1ZA,1ZB				
	1.6 TDI	81	02.13		PR: 1ZA,1ZB				
	1.6 TDI 4x4	77	11.12		PR: 1ZA,1ZB				
	1.8 TSI	132	11.12		PR: 1ZA,1ZB				
	1.8 TSI 4x4	132	11.12		PR: 1ZA,1ZB				
	2.0 TDI	105	11.12		PR: 1ZA,1ZB				
	2.0 TDI	110	02.13		PR: 1ZA,1ZB				
	2.0 TDI	135	05.13		PR: 1ZA,1ZB				
	2.0 TDI 4x4	110	11.12		PR: 1ZA,1ZB				
	2.0 TSI RS	162	05.13		PR: 1ZA,1ZB				
















									
SKODA OCTAVIA III (5E) (13-)									
	1.2 TSI 63 1.2 TSI 77 1.4 TSI 103 1.6 TDI 66 1.6 TDI 77 1.6 TDI 81 1.6 TDI 4x4 77 1.8 TSI 132 1.8 TSI 4x4 132 2.0 TDI 105 2.0 TDI 110 2.0 TDI 135 2.0 TDI 4x4 110 2.0 TSI RS 162	02.13 02.13 11.12 02.13 02.13 02.13 11.12 11.12 11.12 11.12 02.13 05.13 11.12 05.13	PR: 1LG PR: 1LG PR: 1LG PR: 1LG PR: 1LG PR: 1LG PR: 1LG PR: 1LG PR: 1LG PR: 1LG PR: 1LG PR: 1LG PR: 1LG PR: 1LG	24.0130-0225.1 430225					340 30,0 27,0 VL +S +B
	1.2 TSI 63 1.2 TSI 77 1.4 TSI 103 1.6 TDI 66 1.6 TDI 77 1.6 TDI 81 1.6 TDI 4x4 77 1.8 TSI 132 1.8 TSI 4x4 132 2.0 TDI 105 2.0 TDI 110 2.0 TDI 135 2.0 TDI 4x4 110 2.0 TSI RS 162	02.13 02.13 11.12 02.13 02.13 02.13 11.12 11.12 11.12 11.12 02.13 05.13 11.12 05.13		24.0711-5273.3 360303 24.0711-5274.3 360304		 		Radsensor Radsensor	
	1.2 TSI 63 1.2 TSI 77 1.4 TSI 103 1.6 TDI 66 1.6 TDI 77 1.6 TDI 81 1.6 TDI 4x4 77 1.8 TSI 132 1.8 TSI 4x4 132 2.0 TDI 105 2.0 TDI 110 2.0 TDI 135 2.0 TDI 4x4 110 2.0 TSI RS 162	02.13 02.13 11.12 02.13 02.13 02.13 11.12 11.12 11.12 11.12 02.13 05.13 11.12 05.13	PR: 1KD PR: 1KD PR: 1KD PR: 1KD PR: 1KD PR: 1KD PR: 1KD PR: 1KD PR: 1KD PR: 1KD PR: 1KD PR: 1KD PR: 1KD	24.0110-0277.1 410277				253 10,0 8,0 +S +B	
	1.2 TSI 63 1.2 TSI 77 1.4 TSI 103 1.6 TDI 66 1.6 TDI 77 1.6 TDI 81 1.6 TDI 4x4 77 1.8 TSI 132 1.8 TSI 4x4 132 2.0 TDI 105 2.0 TDI 110 2.0 TDI 135 2.0 TDI 4x4 110 2.0 TSI RS 162	02.13 02.13 11.12 02.13 02.13 02.13 11.12 11.12 11.12 11.12 02.13 05.13 11.12 05.13	PR: 1KS,1KT PR: 1KS,1KT PR: 1KS,1KT PR: 1KS,1KT PR: 1KS,1KT PR: 1KS,1KT PR: 1KS,1KT PR: 1KS,1KT PR: 1KS,1KT PR: 1KS,1KT PR: 1KS,1KT PR: 1KS,1KT PR: 1KS,1KT	24.0110-0356.1 410356				272 9,7 8,0 +S +B	
	1.2 TSI 63 1.2 TSI 77 1.4 TSI 103 1.6 TDI 66 1.6 TDI 77 1.6 TDI 81 1.6 TDI 4x4 77 1.8 TSI 132 1.8 TSI 4x4 132 2.0 TDI 105 2.0 TDI 110 2.0 TDI 135 2.0 TDI 4x4 110 2.0 TSI RS 162	02.13 02.13 11.12 02.13 02.13 02.13 11.12 11.12 11.12 11.12 02.13 05.13 11.12 05.13		24.0711-6230.3 360310		 - Geschwindigkeitsregelanlage ¹⁾		Radsensor	
	1.2 TSI 63 1.2 TSI 77 1.4 TSI 103 1.6 TDI 66 1.6 TDI 77 1.6 TDI 81 1.6 TDI 4x4 77 1.8 TSI 132 1.8 TSI 4x4 132 2.0 TDI 105 2.0 TDI 110 2.0 TDI 135 2.0 TDI 4x4 110 2.0 TSI RS 162	02.13 02.13 11.12 02.13 02.13 02.13 11.12 11.12 11.12 11.12 02.13 05.13 11.12 05.13		24.0711-6230.3 360310		 - Parkassistent ²⁾		Radsensor	

¹⁾ - speed control system / - impianto variatore di velocità / - régulateur de vitesse / - sistema de regulación de velocidad

²⁾ - parking assistant / - assistente di parcheggio / - assistance au stationnement / - asistente de aparcamiento

										
SKODA PICK-UP (93-95)										
	1.3			12.92	12.95		13.0460-2964.2	602964	20861 17,5 /S	LUC
	1.3			04.94	12.95		24.0113-0182.1	413182	236 12,8 11,4 +B	
	1.3			12.92	12.95		03.0137-0268.2	650268	200 x 40 HEB	VW
							03.0137-9168.2	669168	Einbausatz	VW
	1.3			12.92	12.95		24.0220-0018.1	480019	200/201,5 x 50,5 - Lager	
							24.0220-0718.2	480209	200/201,5 x 50,5 + Lager	
	1.3			12.92	12.95		03.0520-7022.3	697022		VW
									22,20/200x40 TopKit	VW
SKODA RAPID / RAPID Spaceback (12-)										
	1.2	55		10.12	PR: 12G		13.0460-7111.2	607111	23130 19,6 +	VW
	1.2 TSI	63		10.12	PR: 12G		13.0470-7111.2	LD7111	23130 19,6 +	VW
	1.2 TSI	77		10.12	PR: 12G					
	1.4 TSI	90		10.12	PR: 12G					
	1.6	77		07.13	PR: 12G					
	1.6 TDI	66		08.13	PR: 12G					
	1.6 TDI	77		10.12	PR: 12G					
	1.2	55		10.12	PR: 12C		13.0460-7184.2	607184	23587 20,6 +/WK	ATE
	1.2 TSI	63		10.12	PR: 12C		13.0470-7184.2	LD7184	23587 20,6 +/WK	ATE
	1.2 TSI	77		10.12	PR: 12C					
	1.4 TSI	90		10.12	PR: 12C					
	1.6	77		07.13	PR: 12C					
	1.6 TDI	66		08.13	PR: 12C					
	1.6 TDI	77		10.12	PR: 12C					
	1.2	55		10.12	PR: 12G		24.0122-0151.1	422151	256 22,0 19,0 V L +S +B	
	1.2 TSI	63		10.12	PR: 12G					
	1.2 TSI	77		10.12	PR: 12G					
	1.4 TSI	90		10.12	PR: 12G					
	1.6	77		07.13	PR: 12G					
	1.6 TDI	66		08.13	PR: 12G					
	1.6 TDI	77		10.12	PR: 12G					
	1.2	55		10.12	PR: 12C		24.0125-0113.1	425113	288 25,0 22,0 V L +S +B	
	1.2 TSI	63		10.12	PR: 12C					
	1.2 TSI	77		10.12	PR: 12C					
	1.4 TSI	90		10.12	PR: 12C					
	1.6	77		07.13	PR: 12C					
	1.6 TDI	66		08.13	PR: 12C					
	1.6 TDI	77		10.12	PR: 12C					
	1.2	55		10.12			24.0711-5273.3	360303	Radsensor	
	1.2 TSI	63		10.12			24.0711-5274.3	360304	Radsensor	
	1.2 TSI	77		10.12						
	1.4 TSI	90		10.12						
	1.6	77		07.13						
	1.6 TDI	66		08.13						
	1.6 TDI	77		10.12						
	1.2	55		10.12	PR: 1KT		13.0460-2820.2	602820	20961 17,2 /S	LUC
	1.2 TSI	63		10.12	PR: 1KT		13.0470-2820.2	LD2820	20961 17,2 /S	LUC
	1.2 TSI	77		10.12	PR: 1KT					
	1.4 TSI	90		10.12	PR: 1KT					
	1.6	77		07.13	PR: 1KT					
	1.6 TDI	66		08.13	PR: 1KT					
	1.6 TDI	77		10.12	PR: 1KT					
	1.2	55		10.12	PR: 1KT		24.0109-0123.1	409123	230 9,0 7,0 +S +B	
	1.2 TSI	63		10.12	PR: 1KT					
	1.2 TSI	77		10.12	PR: 1KT					
	1.4 TSI	90		10.12	PR: 1KT					
	1.6	77		07.13	PR: 1KT					
	1.6 TDI	66		08.13	PR: 1KT					
	1.6 TDI	77		10.12	PR: 1KT					
	1.2	55		10.12			24.0711-6233.3	360315	Radsensor	
	1.2 TSI	63		10.12			24.0711-6234.3	360316	Radsensor	
	1.2 TSI	77		10.12						
	1.4 TSI	90		10.12						
	1.6	77		07.13						
	1.6 TDI	66		08.13						
	1.6 TDI	77		10.12						
SKODA ROOMSTER (5J) (06-)										
	1.0 i	53		07.06	PR: 1LQ,1LR,1ZG		13.0460-7111.2	607111	23130 19,6 +	VW
	1.2			07.06	PR: 1LQ,1LR,1ZG		13.0470-7111.2	LD7111	23130 19,6 +	VW
	1.2 TDI	55		03.10	PR: 1LQ,1LR,1ZG		13.0460-7117.2	607117	23131 19,6 +/WK	VW
	1.2 TSI	63		03.10	PR: 1LQ,1LR,1ZG		13.0470-7117.2	LD7117	23131 19,6 +/WK	VW
	1.2 TSI	77		03.10	PR: 1LQ,1LR,1ZG					
	1.4	63		07.06	PR: 1LQ,1LR,1ZG					
	1.4 TDI	51		07.06	PR: 1LQ,1LR,1ZG					
	1.4 TDI	59		07.06	PR: 1LQ,1LR,1ZG					
	1.6	77		07.06	PR: 1LQ,1LR,1ZG					
	1.6 TDI	66		03.10	PR: 1LQ,1LR,1ZG					

1) without sensor ring / senza sensori / sans secours ABS / sin anillo sensor ABS

									
SKODA ROOMSTER (5J) (06-)									
	1.6 TDI	77	03.10	PR: 1LQ,1LR,1ZG	13.0460-7111.2	607111		23130 19,6 +	VW
	1.9 TDI		07.06	PR: 1LQ,1LR,1ZG	13.0470-7111.2	LD7111		23130 19,6 +	VW
	1.0 i	53	07.06	PR: 1LN	13.0460-2883.2	602883		23581 18,8 /S	LUC
	1.2		07.06	PR: 1LN	13.0460-2884.2	602884		23843 18,8 +/WK/S	LUC
	1.2 TDI	55	03.10	PR: 1LN	13.0470-2884.2	LD2884		23843 18,8 +/WK/S	LUC
	1.2 TSI	63	03.10	PR: 1LN					
	1.2 TSI	77	03.10	PR: 1LN					
	1.4	63	07.06	PR: 1LN					
	1.4 TDI	51	07.06	PR: 1LN					
	1.4 TDI	59	07.06	PR: 1LN					
	1.6	77	07.06	PR: 1LN					
	1.6 TDI	66	03.10	PR: 1LN					
	1.6 TDI	77	03.10	PR: 1LN					
	1.9 TDI		07.06	PR: 1LN					
	1.0 i	53	07.06	PR: 1ZC	13.0460-7184.2	607184		23587 20,6 +/WK	ATE
	1.2		07.06	PR: 1ZC	13.0470-7184.2	LD7184		23587 20,6 +/WK	ATE
	1.2 TDI	55	03.10	PR: 1ZC					
	1.2 TSI	63	03.10	PR: 1ZC					
	1.2 TSI	77	03.10	PR: 1ZC					
	1.4	63	07.06	PR: 1ZC					
	1.4 TDI	51	07.06	PR: 1ZC					
1.4 TDI	59	07.06	PR: 1ZC						
1.6	77	07.06	PR: 1ZC						
1.6 TDI	66	03.10	PR: 1ZC						
1.6 TDI	77	03.10	PR: 1ZC						
1.9 TDI		07.06	PR: 1ZC						
	1.0 i	53	07.06	PR: 1LQ,1LR,1ZG	24.0122-0151.1	422151		256 22,0 19,0 V L +S +B	
	1.2		07.06	PR: 1LQ,1LR,1ZG	24.0322-0151.1	522151		256 22,0 19,0 V L +S +B PD	
	1.2 TDI	55	03.10	PR: 1LQ,1LR,1ZG					
	1.2 TSI	63	03.10	PR: 1LQ,1LR,1ZG					
	1.2 TSI	77	03.10	PR: 1LQ,1LR,1ZG					
	1.4	63	07.06	PR: 1LQ,1LR,1ZG					
	1.4 TDI	51	07.06	PR: 1LQ,1LR,1ZG					
	1.4 TDI	59	07.06	PR: 1LQ,1LR,1ZG					
	1.6	77	07.06	PR: 1LQ,1LR,1ZG					
	1.6 TDI	66	03.10	PR: 1LQ,1LR,1ZG					
	1.6 TDI	77	03.10	PR: 1LQ,1LR,1ZG					
	1.9 TDI		07.06	PR: 1LQ,1LR,1ZG					
	1.0 i	53	07.06	PR: 1LN,1ZC	24.0125-0113.1	425113		288 25,0 22,0 V L +S +B	
	1.2		07.06	PR: 1LN,1ZC	24.0325-0113.1	525113		288 25,0 22,0 V L +S +B PD	
	1.2 TDI	55	03.10	PR: 1LN,1ZC					
	1.2 TSI	63	03.10	PR: 1LN,1ZC					
	1.2 TSI	77	03.10	PR: 1LN,1ZC					
	1.4	63	07.06	PR: 1LN,1ZC					
	1.4 TDI	51	07.06	PR: 1LN,1ZC					
1.4 TDI	59	07.06	PR: 1LN,1ZC						
1.6	77	07.06	PR: 1LN,1ZC						
1.6 TDI	66	03.10	PR: 1LN,1ZC						
1.6 TDI	77	03.10	PR: 1LN,1ZC						
1.9 TDI		07.06	PR: 1LN,1ZC						
	1.0 i	53	07.06		24.0711-5273.3	360303		Radsensor	
	1.2		07.06		24.0711-5274.3	360304		Radsensor	
	1.2 TDI	55	03.10						
	1.2 TSI	63	03.10						
	1.2 TSI	77	03.10						
	1.4	63	07.06						
	1.4 TDI	51	07.06						
	1.4 TDI	59	07.06						
	1.6	77	07.06						
	1.6 TDI	66	03.10						
	1.6 TDI	77	03.10						
	1.9 TDI		07.06						
	1.0 i	53	07.06	PR: 1KK	13.0460-2894.2	602894		20961 17,4 /Zub/S	LUC
	1.2		07.06	PR: 1KK	13.0470-2894.2	LD2894		20961 17,4 /Zub/S	LUC
	1.2 TDI	55	03.10	PR: 1KK					
	1.2 TSI	63	03.10	PR: 1KK					
	1.2 TSI	77	03.10	PR: 1KK					
	1.4	63	07.06	PR: 1KK					
	1.4 TDI	51	07.06	PR: 1KK					
1.4 TDI	59	07.06	PR: 1KK						
1.6	77	07.06	PR: 1KK						
1.6 TDI	66	03.10	PR: 1KK						
1.6 TDI	77	03.10	PR: 1KK						
1.9 TDI		07.06	PR: 1KK						
1.0 i	53	07.06	PR: 1KT	13.0460-2820.2	602820		20961 17,2 /S	LUC	
1.2		07.06	PR: 1KT	13.0470-2820.2	LD2820		20961 17,2 /S	LUC	
1.2 TDI	55	03.10	PR: 1KT						
1.2 TSI	63	03.10	PR: 1KT						
1.2 TSI	77	03.10	PR: 1KT						
1.4	63	07.06	PR: 1KT						
1.4 TDI	51	07.06	PR: 1KT						
1.4 TDI	59	07.06	PR: 1KT						
1.6	77	07.06	PR: 1KT						
1.6 TDI	66	03.10	PR: 1KT						



SKODA ROOMSTER (5J) (06-)



















	1.6 TDI 1.9 TDI	77		03.10 07.06	PR: 1KT PR: 1KT	13.0460-2820.2 13.0470-2820.2	602820 LD2820		20961 17,2 /S 20961 17,2 /S	LUC LUC
	1.0 i 1.2 1.2 TDI 1.2 TSI 1.2 TSI 1.4 1.4 TDI 1.4 TDI 1.6 1.6 TDI 1.6 TDI 1.9 TDI	53 55 63 77 63 51 59 77 66 77		07.06 07.06 03.10 03.10 03.10 07.06 07.06 07.06 07.06 03.10 03.10 07.06	PR: 1KK PR: 1KK PR: 1KK PR: 1KK PR: 1KK PR: 1KK PR: 1KK PR: 1KK PR: 1KK PR: 1KK PR: 1KK PR: 1KK	24.0109-0123.1 24.0309-0123.1	409123 509123		230 9,0 7,0 +S +B 230 9,0 7,0 +S +B PD	
	1.0 i 1.2 1.2 TDI 1.2 TSI 1.2 TSI 1.4 1.4 TDI 1.4 TDI 1.6 1.6 TDI 1.6 TDI 1.9 TDI	53 55 63 77 63 51 59 77 66 77		07.06 07.06 03.10 03.10 03.10 07.06 07.06 07.06 07.06 03.10 03.10 07.06	PR: 1KT PR: 1KT PR: 1KT PR: 1KT PR: 1KT PR: 1KT PR: 1KT PR: 1KT PR: 1KT PR: 1KT PR: 1KT PR: 1KT	24.0109-0123.1 24.0309-0123.1	409123 509123		230 9,0 7,0 +S +B 230 9,0 7,0 +S +B PD	
	1.0 i 1.2 1.2 TDI 1.2 TSI 1.2 TSI 1.4 1.4 TDI 1.4 TDI 1.6 1.6 TDI 1.6 TDI 1.9 TDI	53 55 63 77 63 51 59 77 66 77		07.06 07.06 03.10 03.10 03.10 07.06 07.06 07.06 07.06 03.10 03.10 07.06	PR: 1KC PR: 1KC PR: 1KC PR: 1KC PR: 1KC PR: 1KC PR: 1KC PR: 1KC PR: 1KC PR: 1KC PR: 1KC PR: 1KC	03.0137-0357.2 03.0137-9149.2	650357 669149		230 x 32 HEB Einbausatz	
	1.0 i 1.2 1.2 TDI 1.2 TSI 1.2 TSI 1.4 1.4 TDI 1.4 TDI 1.6 1.6 TDI 1.6 TDI 1.9 TDI	53 55 63 77 63 51 59 77 66 77		07.06 07.06 03.10 03.10 03.10 07.06 07.06 07.06 07.06 03.10 03.10 07.06	PR: 1KC PR: 1KC PR: 1KC PR: 1KC PR: 1KC PR: 1KC PR: 1KC PR: 1KC PR: 1KC PR: 1KC PR: 1KC PR: 1KC	24.0223-0016.1	480111		230/231,5 x 39	
	1.0 i 1.2 1.2 TDI 1.2 TSI 1.2 TSI 1.4 1.4 TDI 1.4 TDI 1.6 1.6 TDI 1.6 TDI 1.9 TDI	53 55 63 77 63 51 59 77 66 77		07.06 07.06 03.10 03.10 03.10 07.06 07.06 07.06 07.06 03.10 03.10 07.06	PR: 1KC PR: 1KC PR: 1KC PR: 1KC PR: 1KC PR: 1KC PR: 1KC PR: 1KC PR: 1KC PR: 1KC PR: 1KC PR: 1KC	03.0520-5419.3	695419		19,05/230x32 TopKit	


























SKODA SUPERB I (02-08)

	1.8 i 20V Turbo 1.9 TDI 1.9 TDI 1.9 TDI 1.9 TDI 2.0 i 2.0 TDI 2.5 TDI 2.5 TDI 2.8 i V6	110 74 77 85 96 85 103 114 120 142		12.01 08.02 10.05 01.07 12.01 12.01 10.05 12.01 06.03 12.01	02.08 12.07 12.07 12.07 12.07 02.08 12.07 12.07 12.07 12.07	13.0460-7110.2 13.0470-7110.2	607110 LD7110		23018 20,3 +WK 23018 20,3 +WK	ATE ATE
	1.8 i 20V Turbo 1.9 TDI 1.9 TDI 2.0 i	110 74 96 85	3U-39046708 3U-39046708 3U-39046708 3U-39046708	12.01 08.02 12.01 12.01		24.0125-0105.1 24.0325-0105.1	425105 525105		288 25,0 23,0 V L +B 288 25,0 23,0 V L +B PD	
	1.8 i 20V Turbo 1.9 TDI 1.9 TDI 1.9 TDI 2.0 i	110 74 77 96 85	3U-39046709 3U-69101369 3U-69101369 3U-69101369 3U-39046709 3U-69101369	12.01 10.05		24.0125-0171.1 24.0325-0171.1	425171 525171		288 25,0 23,0 V L +B 288 25,0 23,0 V L +B PD	
	1.8 i 20V Turbo 1.9 TDI	110 74	3U-69101370 3U-69101370	02.08 12.07		24.0125-0145.1 24.0325-0145.1	425145 525145		288 25,0 22,0 V L +S +B 288 25,0 22,0 V L +S +B PD	



SKODA SUPERB I (02-08)											
	1.9 TDI	77	3U-69101370		12.07		24.0125-0145.1	425145			288 25,0 22,0 V L +S +B
	1.9 TDI	85			12.07		24.0325-0145.1	525145			288 25,0 22,0 V L +S +B PD
	1.9 TDI	96	3U-69101370		12.07						
	2.0 i	85	3U-69101370		02.08						
	2.0 TDI	103	3U-39043704	10.05			24.0125-0137.1	425137			312 25,0 23,0 V L +B
	2.5 TDI	114	3U-39043704	12.01			24.0325-0137.1	525137			312 25,0 23,0 V L +B PD
	2.5 TDI	120	3U-39043704	06.03							
	2.8 i V6	142	3U-39043704	12.01			24.0125-0137.1	425137			312 25,0 23,0 V L +B
	2.0 TDI	103	3U-39043705	3U-69100010			24.0125-0172.1	425172			312 25,0 23,0 V L +B
	2.5 TDI	114	3U-39043705	3U-69100010			24.0325-0172.1	525172			312 25,0 23,0 V L +B PD
2.5 TDI	120	3U-39043705	3U-69100010								
2.8 i V6	142	3U-39043705	3U-69100010			24.0125-0172.1	425172			312 25,0 23,0 V L +B	
2.0 TDI	103	3U-69100011			12.07	24.0125-0158.1	425158			312 25,0 22,0 V L +S +B	
2.5 TDI	114	3U-69100011			12.07	24.0325-0158.1	525158			312 25,0 22,0 V L +S +B PD	
2.5 TDI	120	3U-69100011			12.07						
2.8 i V6	142	3U-69100011			12.07						
	1.8 i 20V Turbo	110			12.01	02.08	13.0460-2820.2	602820			20961 17,2 /S LUC
	1.9 TDI	74			08.02	12.07	13.0470-2820.2	LD2820			20961 17,2 /S LUC
	1.9 TDI	77			10.05	12.07					
	1.9 TDI	85			01.07	12.07					
	1.9 TDI	96			12.01	12.07					
	2.0 i	85			12.01	02.08					
	2.0 TDI	103			10.05	12.07					
	2.5 TDI	114			12.01	12.07					
	2.5 TDI	120			06.03	12.07					
	2.8 i V6	142			12.01	12.07					
	1.8 i 20V Turbo	110			12.01	02.08	24.0110-0201.1	410201			245 10,0 8,0 +B
	1.9 TDI	74			08.02	12.07	24.0310-0201.1	510201			245 10,0 8,0 +B PD
	1.9 TDI	77			10.05	12.07					
	1.9 TDI	85			01.07	12.07					
	1.9 TDI	96			12.01	12.07					
	2.0 i	85			12.01	02.08					
	2.0 TDI	103			10.05	12.07					
	2.5 TDI	114			12.01	12.07					
	2.5 TDI	120			06.03	12.07					
	2.8 i V6	142			12.01	12.07					
SKODA SUPERB II (08-)											
	1.4 TSI	92			08.08		PR: 1ZE,1LJ,1ZA	13.0460-7184.2	607184		23587 20,6 +WK ATE
	1.4 TSI	103			08.08		PR: 1ZE,1LJ,1ZA	13.0470-7184.2	LD7184		23587 20,6 +WK ATE
	1.6 i 16V	77			08.08		PR: 1ZE,1LJ,1ZA				
	1.6 TDI	77			09.10		PR: 1ZE,1LJ,1ZA				
	1.8 TFSI				08.08		PR: 1ZE,1LJ,1ZA				
	1.8 TFSI 4x4				10.08		PR: 1ZE,1LJ,1ZA				
	1.9 TDI	77			08.08		PR: 1ZE,1LJ,1ZA				
	2.0 TDI	103			08.08		PR: 1ZE,1LJ,1ZA				
	2.0 TDI	125			08.08		PR: 1ZE,1LJ,1ZA				
	2.0 TDI 4x4				10.08		PR: 1ZE,1LJ,1ZA				
	2.0 TSI	147			05.10		PR: 1ZE,1LJ,1ZA				
	3.6 FSI V6 4x4	191			11.08		PR: 1ZE,1LJ,1ZA				
	1.4 TSI	92			08.08		PR: 1LK	13.0460-7200.2	607200		23801 20,3 +WK ATE
	1.4 TSI	103			08.08		PR: 1LK	13.0470-7200.2	LD7200		23801 20,3 +WK ATE
	1.6 i 16V	77			08.08		PR: 1LK				
1.6 TDI	77			09.10		PR: 1LK					
1.8 TFSI				08.08		PR: 1LK					
1.8 TFSI 4x4				10.08		PR: 1LK					
1.9 TDI	77			08.08		PR: 1LK					
2.0 TDI	103			08.08		PR: 1LK					
2.0 TDI	125			08.08		PR: 1LK					
2.0 TDI 4x4				10.08		PR: 1LK					
2.0 TSI	147			05.10		PR: 1LK					
3.6 FSI V6 4x4	191			11.08		PR: 1LK					
	1.4 TSI	92			08.08		PR: 1ZE	24.0125-0145.1	425145		288 25,0 22,0 V L +S +B
	1.4 TSI	103			08.08		PR: 1ZE	24.0325-0145.1	525145		288 25,0 22,0 V L +S +B PD
	1.6 i 16V	77			08.08		PR: 1ZE				
	1.6 TDI	77			09.10		PR: 1ZE				
	1.8 TFSI				08.08		PR: 1ZE				
	1.8 TFSI 4x4				10.08		PR: 1ZE				
	1.9 TDI	77			08.08		PR: 1ZE				
	2.0 TDI	103			08.08		PR: 1ZE				
	2.0 TDI	125			08.08		PR: 1ZE				
	2.0 TDI 4x4				10.08		PR: 1ZE				
	2.0 TSI	147			05.10		PR: 1ZE				
	3.6 FSI V6 4x4	191			11.08		PR: 1ZE				
	1.4 TSI	92			08.08		PR: 1LJ,1ZA	24.0125-0158.1	425158		312 25,0 22,0 V L +S +B
	1.4 TSI	103			08.08		PR: 1LJ,1ZA	24.0325-0158.1	525158		312 25,0 22,0 V L +S +B PD
	1.6 i 16V	77			08.08		PR: 1LJ,1ZA				
1.6 TDI	77			09.10		PR: 1LJ,1ZA					
1.8 TFSI				08.08		PR: 1LJ,1ZA					
1.8 TFSI 4x4				10.08		PR: 1LJ,1ZA					
1.9 TDI	77			08.08		PR: 1LJ,1ZA					
2.0 TDI	103			08.08		PR: 1LJ,1ZA					
2.0 TDI	125			08.08		PR: 1LJ,1ZA					
2.0 TDI 4x4				10.08		PR: 1LJ,1ZA					
2.0 TSI	147			05.10		PR: 1LJ,1ZA					
3.6 FSI V6 4x4	191			11.08		PR: 1LJ,1ZA					

								
SKODA SUPERB II (08-)								
	1.4 TSI	92	08.08	PR: 1LK	24.0130-0115.1	430115		345 30,0 27,0 VL +B
	1.4 TSI	103	08.08	PR: 1LK	24.0330-0115.1	530115		345 30,0 27,0 VL +B PD
	1.6 i 16V	77	08.08	PR: 1LK				
	1.6 TDI	77	09.10	PR: 1LK				
	1.8 TFSI		08.08	PR: 1LK				
	1.8 TFSI 4x4		10.08	PR: 1LK				
	1.9 TDI	77	08.08	PR: 1LK				
	2.0 TDI	103	08.08	PR: 1LK				
	2.0 TDI	125	08.08	PR: 1LK				
	2.0 TDI 4x4		10.08	PR: 1LK				
2.0 TSI	147	05.10	PR: 1LK					
3.6 FSI V6 4x4	191	11.08	PR: 1LK					
	1.4 TSI	92	08.08		24.0711-5271.3	360301		Radsensor
	1.4 TSI	103	08.08		24.0711-5272.3	360302		Radsensor
	1.6 i 16V	77	08.08					
	1.6 TDI	77	09.10					
	1.8 TFSI		08.08					
	1.8 TFSI 4x4		10.08					
	1.9 TDI	77	08.08					
	2.0 TDI	103	08.08					
	2.0 TDI	125	08.08					
	2.0 TDI 4x4		10.08					
2.0 TSI	147	05.10						
3.6 FSI V6 4x4	191	10.08						
	1.4 TSI	92	08.08	PR: 1KF,1KJ	13.0460-2880.2	602880		23914 17,1 /WE/Zub/S LUC
	1.4 TSI	103	08.08	PR: 1KF,1KJ	13.0470-2880.2	LD2880		23914 17,1 /WE/Zub/S LUC
	1.6 i 16V	77	08.08	PR: 1KF,1KJ				
	1.6 TDI	77	09.10	PR: 1KF,1KJ				
	1.8 TFSI		08.08	PR: 1KF,1KJ				
	1.9 TDI	77	08.08	PR: 1KF,1KJ				
	2.0 TDI	103	08.08	PR: 1KF,1KJ				
	2.0 TDI	125	08.08	PR: 1KF,1KJ				
	2.0 TDI 4x4		10.08	PR: 1KF,1KJ				
	2.0 TSI	147	05.10	PR: 1KF,1KJ				
	1.4 TSI	92	08.08	PR: 1KS	13.0460-3858.2	603858		24563 17,7 /Zub/S BOS
	1.4 TSI	103	08.08	PR: 1KS				
	1.6 i 16V	77	08.08	PR: 1KS				
	1.6 TDI	77	09.10	PR: 1KS				
	1.8 TFSI		08.08	PR: 1KS				
	1.8 TFSI 4x4		10.08	PR: 1KS				
	1.9 TDI	77	08.08	PR: 1KS				
	2.0 TDI	103	08.08	PR: 1KS				
	2.0 TDI	125	08.08	PR: 1KS				
	2.0 TDI 4x4		10.08	PR: 1KS				
2.0 TSI	147	05.10	PR: 1KS					
3.6 FSI V6 4x4	191	10.08	PR: 1KS					
	1.8 TFSI 4x4		10.08	PR: 2EA	13.0460-2880.2	602880		23914 17,1 /WE/Zub/S LUC
	2.0 TDI 4x4		10.08	PR: 2EA	13.0470-2880.2	LD2880		23914 17,1 /WE/Zub/S LUC
	3.6 FSI V6 4x4	191	11.08	PR: 2EA				
	1.4 TSI	92	08.08	PR: 1KF	24.0112-0158.1	412158		256 12,0 10,0 +B
	1.4 TSI	103	08.08	PR: 1KF	24.0312-0158.1	512158		256 12,0 10,0 +B PD
	1.6 i 16V	77	08.08	PR: 1KF				
	1.6 TDI	77	09.10	PR: 1KF				
	1.8 TFSI		08.08	PR: 1KF				
	1.9 TDI	77	08.08	PR: 1KF				
	2.0 TDI	103	08.08	PR: 1KF				
	2.0 TDI	125	08.08	PR: 1KF				
	2.0 TDI 4x4		10.08	PR: 1KF				
	2.0 TSI	147	05.10	PR: 1KF				
	1.4 TSI	92	08.08	PR: 1KJ	24.0112-0169.1	412169		282 12,0 10,0 +S +B
	1.4 TSI	103	08.08	PR: 1KJ				
	1.6 i 16V	77	08.08	PR: 1KJ				
	1.6 TDI	77	09.10	PR: 1KJ				
	1.8 TFSI		08.08	PR: 1KJ				
	1.9 TDI	77	08.08	PR: 1KJ				
	2.0 TDI	103	08.08	PR: 1KJ				
	2.0 TDI	125	08.08	PR: 1KJ				
	2.0 TDI 4x4		10.08	PR: 1KJ				
	2.0 TSI	147	05.10	PR: 1KJ				
	1.4 TSI	92	08.08	PR: 1KS	24.0110-0356.1	410356		272 9,7 8,0 +S +B
	1.4 TSI	103	08.08	PR: 1KS				
	1.6 i 16V	77	08.08	PR: 1KS				
	1.6 TDI	77	09.10	PR: 1KS				
	1.8 TFSI		08.08	PR: 1KS				
	1.8 TFSI 4x4		10.08	PR: 1KS				
	1.9 TDI	77	08.08	PR: 1KS				
	2.0 TDI	103	08.08	PR: 1KS				
	2.0 TDI	125	08.08	PR: 1KS				
	2.0 TDI 4x4		10.08	PR: 1KS				
2.0 TSI	147	05.10	PR: 1KS					
3.6 FSI V6 4x4	191	11.08	PR: 1KS					
	1.8 TFSI 4x4		10.08	PR: 2EA	24.0122-0219.1	422219		310 22,0 20,0 VL +B
	2.0 TDI 4x4		10.08	PR: 2EA				
	3.6 FSI V6 4x4	191	11.08	PR: 2EA				
	1.4 TSI	92	08.08		24.0711-6231.3	360305		Radsensor
	1.4 TSI	103	08.08		24.0711-6232.3	360306		Radsensor
	1.6 i 16V	77	08.08					
	1.6 TDI	77	09.10					
	1.8 TFSI		08.08					

								
SKODA SUPERB II (08-)								
	1.9 TDI	77	08.08		24.0711-6231.3	360305		Radsensor
	2.0 TDI	103	08.08		24.0711-6232.3	360306		
	2.0 TDI	125	08.08					
	2.0 TSI	147	05.10					
	1.8 TFSI 4x4		10.08		24.0711-5271.3	360301		Radsensor
	2.0 TDI 4x4		10.08		24.0711-5272.3	360302		Radsensor
	3.6 FSI V6 4x4	191	11.08					
SKODA SUPERB Kombi (09-)								
	1.4 TSI	92	11.09	PR: 1LK	13.0460-7200.2	607200		23801 20,3 +/WK 23801 20,3 +/WK
	1.6 TDI	77	09.10	PR: 1LK	13.0470-7200.2	LD7200		
	1.8 TSI		11.09	PR: 1LK				
	1.8 TSI 4x4		11.09	PR: 1LK				
	1.9 TDI	77	10.09	PR: 1LK				
	2.0 TDI	103	11.09	PR: 1LK				
	2.0 TDI	125	11.09	PR: 1LK				
	2.0 TDI 4x4	125	11.09	PR: 1LK				
	2.0 TSI	147	05.10	PR: 1LK				
	3.6 V6 4x4	191	11.09	PR: 1LK				
	1.4 TSI	92	11.09	PR: 1LJ,1ZA,1ZE	13.0460-7184.2	607184		23587 20,6 +/WK 23587 20,6 +/WK
	1.6 TDI	77	09.10	PR: 1LJ,1ZA,1ZE	13.0470-7184.2	LD7184		
	1.8 TSI		11.09	PR: 1LJ,1ZA,1ZE				
	1.8 TSI 4x4		11.09	PR: 1LJ,1ZA,1ZE				
	1.9 TDI	77	10.09	PR: 1LJ,1ZA,1ZE				
	2.0 TDI	103	11.09	PR: 1LJ,1ZA,1ZE				
	2.0 TDI	125	11.09	PR: 1LJ,1ZA,1ZE				
	2.0 TDI 4x4	125	11.09	PR: 1LJ,1ZA,1ZE				
	2.0 TSI	147	05.10	PR: 1LJ,1ZA,1ZE				
	3.6 V6 4x4	191	11.09	PR: 1LJ,1ZA,1ZE				
	1.4 TSI	92	11.09	PR: 1LK	24.0130-0115.1	430115		345 30,0 27,0 VL +B 345 30,0 27,0 VL +B PD
	1.6 TDI	77	09.10	PR: 1LK	24.0330-0115.1	530115		
	1.8 TSI		11.09	PR: 1LK				
	1.8 TSI 4x4		11.09	PR: 1LK				
	1.9 TDI	77	10.09	PR: 1LK				
	2.0 TDI	103	11.09	PR: 1LK				
	2.0 TDI	125	11.09	PR: 1LK				
	2.0 TDI 4x4	125	11.09	PR: 1LK				
	2.0 TSI	147	05.10	PR: 1LK				
	3.6 V6 4x4	191	11.09	PR: 1LK				
	1.4 TSI	92	11.09	PR: 1ZE	24.0125-0145.1	425145		288 25,0 22,0 VL +S +B
	1.6 TDI	77	09.10	PR: 1ZE				
	1.8 TSI		11.09	PR: 1ZE				
	1.8 TSI 4x4		11.09	PR: 1ZE				
	1.9 TDI	77	10.09	PR: 1ZE				
	2.0 TDI	103	11.09	PR: 1ZE				
	2.0 TDI	125	11.09	PR: 1ZE				
	2.0 TDI 4x4	125	11.09	PR: 1ZE				
	2.0 TSI	147	05.10	PR: 1ZE				
	3.6 V6 4x4	191	11.09	PR: 1ZE				
	1.4 TSI	92	11.09	PR: 1LJ,1ZA	24.0125-0158.1	425158		312 25,0 22,0 VL +S +B 312 25,0 22,0 VL +S +B PD
	1.6 TDI	77	09.10	PR: 1LJ,1ZA	24.0325-0158.1	525158		
	1.8 TSI		11.09	PR: 1LJ,1ZA				
	1.8 TSI 4x4		11.09	PR: 1LJ,1ZA				
	1.9 TDI	77	10.09	PR: 1LJ,1ZA				
	2.0 TDI	103	11.09	PR: 1LJ,1ZA				
	2.0 TDI	125	11.09	PR: 1LJ,1ZA				
	2.0 TDI 4x4	125	11.09	PR: 1LJ,1ZA				
	2.0 TSI	147	05.10	PR: 1LJ,1ZA				
	3.6 V6 4x4	191	11.09	PR: 1LJ,1ZA				
	1.4 TSI	92	11.09		24.0711-5271.3	360301		Radsensor
	1.6 TDI	77	09.10		24.0711-5272.3	360302		
	1.8 TSI		11.09					
	1.8 TSI 4x4		11.09					
	1.9 TDI	77	10.09					
	2.0 TDI	103	11.09					
	2.0 TDI	125	11.09					
	2.0 TDI 4x4	125	11.09					
	2.0 TSI	147	05.10					
	3.6 V6 4x4	191	11.09					
	1.4 TSI	92	11.09	PR: 1KF,1KJ	13.0460-2880.2	602880		23914 17,1 /WE/Zub/S 23914 17,1 /WE/Zub/S
	1.6 TDI	77	09.10	PR: 1KF,1KJ	13.0470-2880.2	LD2880		
	1.8 TSI		11.09	PR: 1KF,1KJ				
	1.9 TDI	77	10.09	PR: 1KF,1KJ				
	2.0 TDI	103	11.09	PR: 1KF,1KJ				
	2.0 TDI	125	11.09	PR: 1KF,1KJ				
	2.0 TDI 4x4	125	11.09	PR: 1KF,1KJ				
	2.0 TSI	147	05.10	PR: 1KF,1KJ				
	3.6 V6 4x4	191	11.09	PR: 1KF,1KJ				
		1.4 TSI	92	11.09	PR: 1KS	13.0460-3858.2	603858	
1.6 TDI		77	09.10	PR: 1KS				
1.8 TSI			11.09	PR: 1KS				
1.8 TSI 4x4			11.09	PR: 1KS				
1.9 TDI		77	10.09	PR: 1KS				
2.0 TDI		103	11.09	PR: 1KS				
2.0 TDI		125	11.09	PR: 1KS				
2.0 TDI 4x4		125	11.09	PR: 1KS				
2.0 TSI		147	05.10	PR: 1KS				
3.6 V6 4x4		191	11.09	PR: 1KS				











































SKODA SUPERB Kombi (09-)


























	1.8 TSI 4x4	125	11.09	PR: 2EA	13.0460-2880.2	602880		23914 17,1 /WE/Zub/S 23914 17,1 /WE/Zub/S	LUC LUC
	2.0 TDI 4x4		11.09	PR: 2EA	13.0470-2880.2	LD2880			
	3.6 V6 4x4	191	11.09	PR: 2EA					
	1.4 TSI	92	11.09	PR: 1KF	24.0112-0158.1	412158		256 12,0 10,0 +B	
	1.6 TDI	77	09.10	PR: 1KF					
	1.8 TSI		11.09	PR: 1KF					
	1.9 TDI	77	10.09	PR: 1KF					
	2.0 TDI	103	11.09	PR: 1KF					
	2.0 TDI	125	11.09	PR: 1KF					
	2.0 TSI	147	05.10	PR: 1KF					
	1.4 TSI	92	11.09	PR: 1KJ	24.0112-0169.1	412169		282 12,0 10,0 +S +B	
	1.6 TDI	77	09.10	PR: 1KJ					
	1.8 TSI		11.09	PR: 1KJ					
	1.9 TDI	77	10.09	PR: 1KJ					
	2.0 TDI	103	11.09	PR: 1KJ					
	2.0 TDI	125	11.09	PR: 1KJ					
	2.0 TSI	147	05.10	PR: 1KJ					
	1.4 TSI	92	11.09	PR: 1KS	24.0110-0356.1	410356		272 9,7 8,0 +S +B	
	1.6 TDI	77	09.10	PR: 1KS					
	1.8 TSI		11.09	PR: 1KS					
	1.8 TSI 4x4		11.09	PR: 1KS					
	1.9 TDI	77	10.09	PR: 1KS					
	2.0 TDI	103	11.09	PR: 1KS					
	2.0 TDI	125	11.09	PR: 1KS					
	2.0 TDI 4x4	125	11.09	PR: 1KS					
	2.0 TSI	147	05.10	PR: 1KS					
	3.6 V6 4x4	191	11.09	PR: 1KS					
	1.8 TSI 4x4	125	11.09	PR: 2EA	24.0122-0219.1	422219		310 22,0 20,0 V L +B	
	2.0 TDI 4x4		11.09	PR: 2EA					
	3.6 V6 4x4	191	11.09	PR: 2EA					
	1.4 TSI	92	11.09		24.0711-6231.3	360305		Radsensor	
	1.6 TDI	77	09.10						
	1.8 TSI		11.09						
	1.9 TDI	77	10.09						
	2.0 TDI	103	11.09						
	2.0 TDI	125	11.09						
	2.0 TSI	147	05.10						
	1.8 TSI 4x4	125	11.09		24.0711-5271.3	360301		Radsensor	
	2.0 TDI 4x4		11.09						
	3.6 V6 4x4	191	11.09						

















SKODA YETI (09-)






























	1.2 TSI	77	09.09	PR: 1ZF	13.0460-7117.2	607117		23131 19,6 +/WK 23131 19,6 +/WK	VW VW
	1.4 TSI	90	06.10	PR: 1ZF					
	1.6 TDI	77	11.10	PR: 1ZF					
	1.8 TSI 4x4	118	05.09	PR: 1ZF					
	2.0 TDI	81	11.09	PR: 1ZF					
	2.0 TDI 4x4	81	11.09	PR: 1ZF					
	2.0 TDI 4x4	103	05.09	PR: 1ZF					
	1.2 TSI	77	09.09	PR: 1ZA,1ZE	13.0460-7184.2	607184		23587 20,6 +/WK 23587 20,6 +/WK	ATE ATE
	1.4 TSI	90	06.10	PR: 1ZA,1ZE					
	1.6 TDI	77	11.10	PR: 1ZA,1ZE					
	1.8 TSI 4x4	118	05.09	PR: 1ZA,1ZE					
	2.0 TDI	81	11.09	PR: 1ZA,1ZE					
	2.0 TDI 4x4	81	11.09	PR: 1ZA,1ZE					
	2.0 TDI 4x4	103	05.09	PR: 1ZA,1ZE					
	1.2 TSI	77	09.09	PR: 1ZF	24.0122-0210.1	422210		280 22,0 19,0 V L +S +B 280 22,0 19,0 V L +S +B PD	
	1.4 TSI	90	06.10	PR: 1ZF					
	1.6 TDI	77	11.10	PR: 1ZF					
	1.8 TSI 4x4	118	05.09	PR: 1ZF					
	2.0 TDI	81	11.09	PR: 1ZF					
	2.0 TDI 4x4	81	11.09	PR: 1ZF					
	2.0 TDI 4x4	103	05.09	PR: 1ZF					
	1.2 TSI	77	09.09	PR: 1ZE	24.0125-0145.1	425145		288 25,0 22,0 V L +S +B 288 25,0 22,0 V L +S +B PD	
	1.4 TSI	90	06.10	PR: 1ZE					
	1.6 TDI	77	11.10	PR: 1ZE					
	1.8 TSI 4x4	118	05.09	PR: 1ZE					
	2.0 TDI	81	11.09	PR: 1ZE					
	2.0 TDI 4x4	81	11.09	PR: 1ZE					
	2.0 TDI 4x4	103	05.09	PR: 1ZE					
	1.2 TSI	77	09.09	PR: 1ZA	24.0125-0158.1	425158		312 25,0 22,0 V L +S +B 312 25,0 22,0 V L +S +B PD	
	1.4 TSI	90	06.10	PR: 1ZA					
	1.6 TDI	77	11.10	PR: 1ZA					
	1.8 TSI 4x4	118	05.09	PR: 1ZA					
	2.0 TDI	81	11.09	PR: 1ZA					
	2.0 TDI 4x4	81	11.09	PR: 1ZA					
	2.0 TDI 4x4	103	05.09	PR: 1ZA					

									
SKODA YETI (09-)									
	1.2 TSI 1.4 TSI 1.6 TDI 1.8 TSI 4x4 2.0 TDI 2.0 TDI 4x4 2.0 TDI 4x4 2.0 TDI 4x4	77 90 77 118 81 81 103 125	09.09 06.10 11.10 05.09 11.09 11.09 05.09 11.09		24.0711-5271.3 24.0711-5272.3	360301 360302	 	Radsensor Radsensor	
	1.2 TSI 1.4 TSI 1.6 TDI 2.0 TDI 1.2 TSI 1.4 TSI 1.6 TDI 1.8 TSI 4x4 2.0 TDI 2.0 TDI 4x4 2.0 TDI 4x4 2.0 TDI 4x4	77 90 77 81 77 90 77 118 81 81 103 125	09.09 06.10 11.10 11.09 09.09 06.10 11.10 05.09 11.09 11.09 05.09 11.09	PR: 1KD PR: 1KJ PR: 1KJ PR: 1KJ PR: 1KJ PR: 1KJ PR: 1KJ PR: 1KJ	13.0460-2820.2 13.0470-2820.2	602820 LD2820 602880 LD2880		20961 17,2 /S 20961 17,2 /S 23914 17,1 /WE/Zub/S 23914 17,1 /WE/Zub/S	LUC LUC LUC LUC
	1.2 TSI 1.4 TSI 1.6 TDI 1.8 TSI 4x4 2.0 TDI 2.0 TDI 4x4 2.0 TDI 4x4 2.0 TDI 4x4	77 90 77 118 81 81 103 125	11.09 06.10 11.10 11.09 11.09 11.09 11.09 11.09	PR: 1KS PR: 1KS PR: 1KS PR: 1KS PR: 1KS PR: 1KS PR: 1KS PR: 1KS	13.0460-3858.2	603858		24563 17,7 /Zub/S	BOS
	1.2 TSI 1.4 TSI 1.6 TDI 2.0 TDI 1.2 TSI 1.4 TSI 1.6 TDI 1.8 TSI 4x4 2.0 TDI 2.0 TDI 4x4 2.0 TDI 4x4 2.0 TDI 4x4	77 90 77 81 77 90 77 118 81 81 103 125	09.09 06.10 11.10 11.09 09.09 06.10 11.10 05.09 11.09 11.09 05.09 11.09	PR: 1KD PR: 1KD PR: 1KD PR: 1KD PR: 1KJ PR: 1KJ PR: 1KJ PR: 1KJ PR: 1KJ PR: 1KJ PR: 1KJ PR: 1KJ	24.0110-0277.1	410277		253 10,0 8,0 +S +B	
	1.2 TSI 1.4 TSI 1.6 TDI 1.8 TSI 4x4 2.0 TDI 2.0 TDI 4x4 2.0 TDI 4x4 2.0 TDI 4x4	77 90 77 118 81 81 103 125	11.09 06.10 11.10 11.09 11.09 11.09 11.09 11.09	PR: 1KS PR: 1KS PR: 1KS PR: 1KS PR: 1KS PR: 1KS PR: 1KS PR: 1KS	24.0110-0356.1	410356		272 9,7 8,0 +S +B	
	1.2 TSI 1.4 TSI 1.6 TDI 2.0 TDI 1.8 TSI 4x4 2.0 TDI 4x4 2.0 TDI 4x4 2.0 TDI 4x4	77 90 77 81 118 81 103 125	09.09 06.10 11.10 11.09 05.09 11.09 05.09 11.09	PR: 1X0 PR: 1X0 PR: 1X0 PR: 1X0 PR: 1X1 PR: 1X1 PR: 1X1 PR: 1X1	24.0711-6231.3 24.0711-6232.3	360305 360306	 	Radsensor Radsensor	
	1.8 TSI 4x4 2.0 TDI 4x4 2.0 TDI 4x4 2.0 TDI 4x4	118 81 103 125	05.09 11.09 05.09 11.09	PR: 1X1 PR: 1X1 PR: 1X1 PR: 1X1	24.0711-5271.3 24.0711-5272.3	360301 360302	 	Radsensor Radsensor	
SMART CABRIO (BM450) (00-03)									
	0.6 0.6 0.6 0.7 0.7 0.8 CDI	40 45 52 45 55 30	03.00 01.01 06.02 01.03 01.03 03.01	01.04 01.04 01.04 01.04 01.04 01.04	13.0460-3979.2	603979		21999 15,8 +/WK	BOS
	0.6 0.6 0.6 0.7 0.7 0.8 CDI	40 45 52 45 55 30	03.00 01.01 06.02 01.03 01.03 03.01	01.04 01.04 01.04 01.04 01.04 01.04	24.0109-0136.1	409136		280 9,0 8,0 L +B	
	0.6 0.6 0.6 0.7 0.7 0.8 CDI	40 45 52 45 55 30	03.00 01.01 06.02 01.03 01.03 03.01	01.04 01.04 01.04 01.04 01.04 01.04	03.0137-0393.2 03.0137-9274.2	650393 669274		203 x 32 HEB Einbausatz	BOS BOS
	0.6 0.6 0.6 0.7 0.7 0.8 CDI	40 45 52 45 55 30	03.00 01.01 06.02 01.03 01.03 03.01	01.04 01.04 01.04 01.04 01.04 01.04	24.0220-3027.1	480168		203/204,5 x 38,5	

SMART CABRIO (BM450) (00-03)					
	0.6 40 0.6 45 0.6 52 0.7 45 0.7 55 0.8 CDI 30	03.00 01.04 01.01 01.04 06.02 01.04 01.03 01.04 01.03 01.04 03.01 01.04	03.0520-6522.3 696522		22,20/203x32 TopKit BOS
SMART CITY COUPE (BM450) (98-04)					
	0.6 33 0.6 40 0.6 45 0.6 52 0.7 37 0.7 45 0.7 55 0.8 CDI 30	07.98 01.04 07.98 01.04 01.01 01.04 06.02 01.04 01.03 01.04 01.03 01.04 01.03 01.04 11.99 01.04	13.0460-3979.2 603979		21999 15,8 +/WK BOS
	0.6 33 0.6 40 0.6 45 0.6 52 0.7 37 0.7 45 0.7 55 0.8 CDI 30	07.98 01.04 07.98 01.04 01.01 01.04 06.02 01.04 01.03 01.04 01.03 01.04 01.03 01.04 11.99 01.04	24.0109-0136.1 409136		280 9,0 8,0 L +B
	0.6 33 0.6 40 0.6 45 0.6 52 0.7 37 0.7 45 0.7 55 0.8 CDI 30	07.98 01.04 07.98 01.04 01.01 01.04 06.02 01.04 01.03 01.04 01.03 01.04 01.03 01.04 11.99 01.04	03.0137-0393.2 650393 03.0137-9274.2 669274		203 x 32 HEB BOS Einbausatz BOS
	0.6 33 0.6 40 0.6 45 0.6 52 0.7 37 0.7 45 0.7 55 0.8 CDI 30	07.98 01.04 07.98 01.04 01.01 01.04 06.02 01.04 01.03 01.04 01.03 01.04 01.03 01.04 11.99 01.04	24.0220-3027.1 480168		203/204,5 x 38,5
	0.6 33 0.6 40 0.6 45 0.6 52 0.7 37 0.7 45 0.7 55 0.8 CDI 30	07.98 01.04 07.98 01.04 01.01 01.04 06.02 01.04 01.03 01.04 01.03 01.04 01.03 01.04 11.99 01.04	03.0520-6522.3 696522		22,20/203x32 TopKit BOS
SMART CROSSBLADE (BM450) (02-04)					
	0.6 52	06.02 01.04	13.0460-3979.2 603979		21999 15,8 +/WK BOS
	0.6 52	06.02 01.04 - (D)	24.0109-0136.1 409136		280 9,0 8,0 L +B
	0.6 52	06.02 01.04	03.0137-0393.2 650393 03.0137-9274.2 669274	- ESP - ESP	203 x 32 HEB BOS Einbausatz BOS
	0.6 52	06.02 01.04 - (D)	24.0220-3027.1 480168		203/204,5 x 38,5
	0.6 52	06.02 01.04	03.0520-6522.3 696522	- ESP	22,20/203x32 TopKit BOS
SMART FORFOUR (BM454) (04-06)					
	1.1 70 1.3 80 1.5 80 1.5 90 1.5 CDI 50 1.5 CDI 70 1.5 BRABUS 130	03.04 12.06 03.04 12.06 03.04 12.06 11.04 12.06 08.04 12.06 08.04 12.06 02.05 12.06	13.0460-2896.2 602896		21920 16,6 /WK/Zub/S LUC
	1.1 70 1.3 80 1.5 80 1.5 90 1.5 CDI 50 1.5 CDI 70	03.04 12.06 03.04 12.06 03.04 12.06 11.04 12.06 08.04 12.06 08.04 12.06	13.0460-2853.2 602853 24.0124-0192.1 424192		21983 17,2 /WK/Zub/S LUC 256 24,0 21,5 V +B
	1.1 70 1.3 80 1.5 80 1.5 90 1.5 BRABUS 130	03.04 12.06 03.04 12.06 03.04 12.06 11.04 12.06 02.05 12.06	13.0460-2897.2 602897		21861 15,2 /WK/S LUC

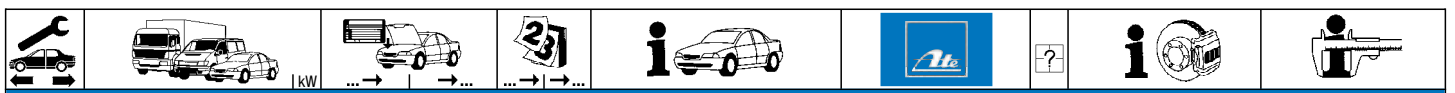
								
SMART FORFOUR (BM454) (04-06)								
	1.5 CDI 1.5 CDI	50 70		08.04 08.04	12.06 12.06		13.0460-2897.2 602897	21861 15,2 /WK/S LUC
	1.1 1.3 1.5 1.5 1.5 BRABUS 1.5 CDI 1.5 CDI	70 80 90 130 50 70		03.04 03.04 03.04 11.04 02.05 08.04 08.04	12.06 12.06 12.06 12.06 12.06 12.06 12.06		24.0110-0304.1 410304	250 10,0 8,0 +B
	1.1 1.3 1.5 1.5 CDI	70 90 50		03.04 03.04 11.04 08.04	12.06 12.06 12.06 12.06		03.0137-0477.2 650477	203 x 38 HEB
	1.1 1.3 1.5 1.5 CDI	70 90 50		03.04 03.04 11.04 08.04	12.06 12.06 12.06 12.06		03.0520-7319.3 697319	19,05/203x38 TopKit
SMART FORTWO CABRIO (BM450) (04-07)								
	0.7 0.7 BRABUS 0.8 CDI	45 55 30		01.04 01.04 01.04	04.07 04.07 04.07		13.0460-3979.2 603979	21999 15,8 +/WK BOS
	0.7 0.7 BRABUS 0.8 CDI	45 55 30		01.04 01.04 01.04	04.07 04.07 04.07		24.0109-0136.1 409136	280 9,0 8,0 L +B
	0.7 0.7 BRABUS 0.8 CDI	45 55 30		01.04 01.04 01.04	04.07 04.07 04.07		03.0137-0393.2 650393 03.0137-9274.2 669274	203 x 32 HEB BOS Einbausatz BOS
	0.7 0.7 BRABUS 0.8 CDI	45 55 30		01.04 01.04 01.04	04.07 04.07 04.07		24.0220-3027.1 480168	203/204,5 x 38,5
	0.7 0.7 BRABUS 0.8 CDI	45 55 30		01.04 01.04 01.04	04.07 04.07 04.07		03.0520-6522.3 696522	22,20/203x32 TopKit BOS
SMART FORTWO COUPE (BM450) (04-07)								
	0.7 0.7 0.7 BRABUS 0.8 CDI	37 45 55 30		01.04 01.04 01.04 01.04	04.07 04.07 04.07 04.07		13.0460-3979.2 603979	21999 15,8 +/WK BOS
	0.7 0.7 0.7 BRABUS 0.8 CDI	37 45 55 30		01.04 01.04 01.04 01.04	04.07 04.07 04.07 04.07		24.0109-0136.1 409136	280 9,0 8,0 L +B
	0.7 0.7 0.7 BRABUS 0.8 CDI	37 45 55 30		01.04 01.04 01.04 01.04	04.07 04.07 04.07 04.07		03.0137-0393.2 650393 03.0137-9274.2 669274	203 x 32 HEB BOS Einbausatz BOS
	0.7 0.7 0.7 BRABUS 0.8 CDI	37 45 55 30		01.04 01.04 01.04 01.04	04.07 04.07 04.07 04.07		24.0220-3027.1 480168	203/204,5 x 38,5
	0.7 0.7 0.7 BRABUS 0.8 CDI	37 45 55 30		01.04 01.04 01.04 01.04	04.07 04.07 04.07 04.07		03.0520-6522.3 696522	22,20/203x32 TopKit BOS
SMART FORTWO CABRIO (BM451) (07-)								
	0.8 CDI 0.8 CDi 1.0 1.0 BRABUS 1.0 BRABUS 1.0 MHD Hybrid 1.0 Turbo Electric Drive Electric Drive Electric Drive Electric Drive Electric Drive BRABUS	33 40 52 88 71 62 20 30 35 55 60		04.07 08.09 04.07 07.07 04.12 10.07 04.07 12.10 11.09 12.11 04.12 01.13			13.0460-3979.2 603979	21999 15,8 +/WK BOS
	0.8 CDI 0.8 CDi 1.0 1.0 BRABUS 1.0 BRABUS 1.0 MHD Hybrid 1.0 Turbo Electric Drive Electric Drive Electric Drive Electric Drive Electric Drive BRABUS	33 40 52 88 71 62 20 30 35 55 60		04.07 08.09 04.07 07.07 04.12 10.07 04.07 12.10 11.09 12.11 04.12 01.13			24.0110-0331.1 410331	280 9,6 8,0 L +B

									
SMART FORTWO CABRIO (BM451) (07-)									
	0.8 CDI	33		04.07		03.0137-0487.2	650487		203 x 32 HEB
	0.8 CDi	40		08.09					
	1.0	52		04.07					
	1.0 BRABUS			07.07					
	1.0 BRABUS	88		04.12					
	1.0 MHD Hybrid	71		10.07					
	1.0 Turbo	62		04.07					
	Electric Drive	20		12.10					
	Electric Drive	30		11.09					
	Electric Drive	35		12.11					
	Electric Drive	55		04.12					
Electric Drive BRABUS	60		01.13						
	0.8 CDI	33		04.07		24.0220-3027.1	480168		203/204,5 x 38,5
	0.8 CDi	40		08.09					
	1.0	52		04.07					
	1.0 BRABUS			07.07					
	1.0 BRABUS	88		04.12					
	1.0 MHD Hybrid	71		10.07					
	1.0 Turbo	62		04.07					
	Electric Drive	20		12.10					
	Electric Drive	30		11.09					
	Electric Drive	35		12.11					
	Electric Drive	55		04.12					
Electric Drive BRABUS	60		01.13						
SMART FORTWO COUPE (BM451) (07-)									
	0.8 CDI	33		04.07		13.0460-3979.2	603979		21999 15,8 +/-WK BOS
	0.8 CDi	40		08.09					
	1.0	45		04.07					
	1.0	52		04.07					
	1.0	88		01.10					
	1.0 BRABUS	72		07.07					
	1.0 MHD Hybrid	71		10.07					
	1.0 Turbo			04.07					
	Electric Drive	20		12.10					
	Electric Drive	30		11.09					
	Electric Drive	35		12.11					
Electric Drive	55		04.12						
Electric Drive BRABUS	60		01.13						
	0.8 CDI	33		04.07		24.0110-0331.1	410331		280 9,6 8,0 L +B
	0.8 CDi	40		08.09					
	1.0	45		04.07					
	1.0	52		04.07					
	1.0	88		01.10					
	1.0 BRABUS	72		07.07					
	1.0 MHD Hybrid	71		10.07					
	1.0 Turbo			04.07					
	Electric Drive	20		12.10					
	Electric Drive	30		11.09					
	Electric Drive	35		12.11					
Electric Drive	55		04.12						
Electric Drive BRABUS	60		01.13						
	0.8 CDI	33		04.07		03.0137-0487.2	650487		203 x 32 HEB
	0.8 CDi	40		08.09					
	1.0	45		04.07					
	1.0	52		04.07					
	1.0	88		01.10					
	1.0 BRABUS	72		07.07					
	1.0 MHD Hybrid	71		10.07					
	1.0 Turbo			04.07					
	Electric Drive	20		12.10					
	Electric Drive	30		11.09					
	Electric Drive	35		12.11					
Electric Drive	55		04.12						
Electric Drive BRABUS	60		01.13						
	0.8 CDI	33		04.07		24.0220-3027.1	480168		203/204,5 x 38,5
	0.8 CDi	40		08.09					
	1.0	45		04.07					
	1.0	52		04.07					
	1.0	88		01.10					
	1.0 BRABUS	72		07.07					
	1.0 MHD Hybrid	71		10.07					
	1.0 Turbo			04.07					
	Electric Drive	20		12.10					
	Electric Drive	30		11.09					
	Electric Drive	35		12.11					
Electric Drive	55		04.12						
Electric Drive BRABUS	60		01.13						
SMART ROADSTER (BM452) (03-05)									
	0.7	45		04.03	12.05	13.0460-3979.2	603979		21999 15,8 +/-WK BOS
	0.7	60		04.03	12.05				
	0.7 BRABUS	74		03.04	12.05				

								
SMART ROADSTER (BM452) (03-05)								
	0.7 0.7 0.7 BRABUS	45 60 74	04.03 04.03 03.04	12.05 12.05 12.05	24.0109-0136.1	409136		280 9,0 8,0 L +B
	0.7 0.7 0.7 BRABUS	45 60 74	04.03 04.03 03.04	12.05 12.05 12.05	03.0137-0393.2 03.0137-9274.2	650393 669274		203 x 32 HEB Einbausatz BOS BOS
	0.7 0.7 0.7 BRABUS	45 60 74	04.03 04.03 03.04	12.05 12.05 12.05	24.0220-3027.1	480168		203/204,5 x 38,5
SMART ROADSTER COUPE (BM452) (03-05)								
	0.7 0.7 0.7 BRABUS	45 60 74	04.05 04.03 03.04	12.05 12.05 12.05	13.0460-3979.2	603979		21999 15,8 +/WK BOS
	0.7 0.7 0.7 BRABUS	45 60 74	04.05 04.03 03.04	12.05 12.05 12.05	24.0109-0136.1	409136		280 9,0 8,0 L +B
	0.7 0.7 0.7 BRABUS	45 60 74	04.05 04.03 03.04	12.05 12.05 12.05	03.0137-0393.2 03.0137-9274.2	650393 669274		203 x 32 HEB Einbausatz BOS BOS
	0.7 0.7 0.7 BRABUS	45 60 74	04.05 04.03 03.04	12.05 12.05 12.05	24.0220-3027.1	480168		203/204,5 x 38,5
SSANG YONG ACTYON SPORTS Pick-up (07-)								
	2.0 Xdi 4WD	104	04.07	- ABS	24.0220-3020.2 24.0220-3720.2	480131 480210	ohne Sensorring ¹⁾ ohne Sensorring ¹⁾	203/204,3 x 44,5 - Lager 203/204,3 x 44,5 + Lager
SSANG YONG KORANDO (96-99)								
	2.3 (KJ) 2.3 D (KJ) 2.9 D (KJ) 2.9 TD (KJ) 3.2 (KJ)		05.97 12.96 12.96 04.98 12.96	01.99 01.99 01.99 01.99 01.99	24.0110-0352.1	410352		299 10,4 8,5 L +B
SSANG YONG REXTON I (02-06)								
	2.3 i 16V 2.7 Xdi 2.7 Xdi 2.9 TDiC 3.2 i V6	110 120 121 88 162	05.02 08.04 03.05 04.02 04.02	08.06 08.06 08.06 08.06 08.06	13.0460-5623.2	605623		23673 15,9 +/WK MAN
	2.3 i 16V 2.7 Xdi 2.7 Xdi 2.9 TDiC 3.2 i V6	110 120 121 88 162	05.02 08.04 03.05 04.02 04.02	02.06 02.06 02.06 02.06 02.06	24.0110-0352.1	410352		299 10,4 8,5 L +B
SUBARU BRZ Coupe (Z10) (12-)								
	2.0 16V 2.0 16V	147 147	06.12 06.12		24.0124-0145.1 24.0124-0196.1	424145 424196	Low-Type ²⁾ High-Type	277 24,0 22,0 V +B 294 24,0 22,0 V +B
	2.0 16V	147	06.12		24.0110-0366.1	410366	Low-Type ²⁾	286 10,0 8,5 +B
SUBARU FORESTER (97-02)								
	2.0 2.0 2.0 S Turbo	90 92 125	08.97 07.98 07.98	09.02 09.02 04.01	13.0460-5851.2	605851		23558 17,2 /WK AKE
	2.0 2.0 2.0 S Turbo	90 92 125	08.97 07.98 07.98	09.02 09.02 04.01	24.0124-0145.1	424145		277 24,0 22,0 V +B
	2.0 S Turbo	125	07.98	04.01	24.0110-0237.1	410237		266 10,0 8,5
	2.0 2.0	90 92	08.97 07.98	09.02 09.02	03.0137-0302.2 03.0137-9192.2	650302 669192		229 x 37 Einbausatz
	2.0 2.0	90 92	08.97 07.98	09.02 09.02	24.0222-8023.1	480094	- ABS - ABS	229/230 x 43,5
	2.0 S Turbo	125	07.98	04.01	03.0137-3010.2	653010		170 x 32
SUBARU FORESTER (02-08)								
	2.0 2.0 S Turbo 2.0 X 2.5 Allrad 2.5 AWD 2.5 RX AWD 2.5 Turbo	92 130 116 121 112 115 155	09.02 09.02 09.05 07.05 06.02 11.02 12.03	05.08 05.08 05.08 05.08 05.05 08.05 05.08	13.0460-5787.2	605787		23865 17,6 +/WK/Zub TOK

¹⁾ without sensor ring / senza sensori / sans secours ABS / sin anillo sensor ABS

²⁾ Low Type / Tipo Low / Type Low / Tipo Low




SUBARU FORESTER (02-08)																		
	2.5 XT	169		09.05	05.08		13.0460-5787.2	605787		23865 17,6 +/WK/Zub TOK								
	2.0	92		09.02	05.08		24.0124-0145.1	424145		277 24,0 22,0 V +B								
	2.0 X	116		09.05	05.08													
	2.0 S Turbo	130		09.02	05.08													
	2.5 Allrad	121		07.05	05.08													
	2.5 AWD	112		06.02	05.05													
	2.5 RX AWD	115		11.02	08.05													
	2.5 Turbo	155		12.03	05.08													
2.5 XT	169		09.05	05.08														
	2.0 S Turbo	130		09.02	05.08		24.0110-0237.1	410237		266 10,0 8,5								
	2.5 Allrad	121		07.05	05.08													
	2.5 AWD	112		06.02	05.05													
	2.5 RX AWD	115		11.02	08.05													
	2.5 Turbo	155		12.03	05.08													
	2.5 XT	169		09.05	05.08													
	2.0	92		09.02	05.08		03.0137-0302.2	650302		229 x 37 Einbausatz								
	2.0 X	116		09.05	05.08													
	2.0	92		09.02	05.08		24.0222-8023.1	480094		229/230 x 43,5								
	2.0 X	116		09.05	05.08													
	2.0 S Turbo	130		09.02	08.05		03.0137-3010.2	653010		170 x 32								
SUBARU FORESTER (08-)																		
	2.0 i 16V	110		01.08	03.10		13.0460-5787.2	605787		23865 17,6 +/WK/Zub TOK								
	2.0 TD	108		09.08	03.10													
	2.5 i 16V	126		01.09														
	2.0 i 16V	110		01.08			24.0124-0145.1	424145		277 24,0 22,0 V +B								
	2.0 i 16V	110		01.10														
	2.0 TD	108		09.08														
	2.5 i 16V	126		01.09														
	2.5 i 16V	169		06.08			24.0110-0366.1	410366		286 10,0 8,5 +B								
	2.0 i 16V	110		01.08														
	2.0 i 16V	110		01.10														
	2.0 TD	108		09.08														
	2.5 i 16V	126		01.09														
	2.5 i 16V	169		06.08			03.0137-3015.2	653015		199 x 30 Einbausatz								
	2.0 i 16V	110		01.08														
	2.0 i 16V	110		01.10														
	2.0 TD	108		09.08														
	2.5 i 16V	126		01.09														
2.5 i 16V	169		06.08			03.0137-9307.2	669307											
SUBARU FORESTER (13-)																		
	2.0 D	108		03.13		- Kollisionswarnsystem (PCS) ¹⁾	24.0124-0196.1	424196		294 24,0 22,0 V +B								
	2.0 X	110		03.13														
	2.0 D	108		03.13		+ Kollisionswarnsystem (PCS) ²⁾	24.0130-0204.1	430204		316 30,0 28,0 V +B								
	2.0 XT	177		03.13														
SUBARU IMPREZA Limousine (93-00)																		
	1.6 (GC3)			01.93	08.96		13.0460-5978.2	605978		21495 17,0 +/WK								
	1.6 4WD (GC4)			01.93	12.00													
	1.8 (GC5)			01.93	06.96													
	1.8 4WD (GC6)			01.93	06.96													
	2.0 (GC7)			08.96	12.00													
	2.0 4WD (GC8)			09.94	08.96													
	2.0 4WD (GC8)			09.96	12.00													
	2.0 Turbo 4WD (GC8)	155		08.96	12.00													
2.0 Turbo 4WD (GC8)	160		06.98	12.00														
	2.0 Turbo 4WD (GC8)	155		08.96	12.00		13.0460-5895.2	605895		23780 16,7 /WK/Zub								
	2.0 Turbo 4WD (GC8)	160		06.98	12.00													
	1.6 (GC3)			01.93	12.00						13.0460-5851.2	605851		23558 17,2 /WK AKE				
	1.6 4WD (GC4)			01.93	12.00													
	1.8 (GC5)			01.93	06.96													
	1.8 4WD (GC6)			01.93	06.96													
	2.0 4WD (GC8)			09.94	08.96													
	1.6 (GC3)			01.93	12.00										24.0118-0125.1	418125		- ABS
	1.6 4WD (GC4)			01.93	12.00													
	1.8 (GC5)			01.93	06.96													
1.8 4WD (GC6)			01.93	06.96														
2.0 4WD (GC8)			09.94	08.96														
1.6 (GC3)			01.93	12.00		24.0124-0141.1	424141		+ ABS									
1.6 4WD (GC4)			01.93	12.00														
1.8 (GC5)			01.93	06.96														
1.8 4WD (GC6)			01.93	06.96														
2.0 (GC7)			08.96	12.00														
2.0 4WD (GC8)			09.96	12.00														
2.0 Turbo 4WD (GC8)	155		12.93	07.96														
2.0 Turbo 4WD (GC8)	160		06.98	12.00														
2.0 Turbo 4WD (GC8)	160		06.98	12.00														
	2.0 Turbo 4WD (GC8)	155		12.93	12.00						13.0460-5850.2	605850		21703 15,0 +/WK SUM				
	1.6 (GC3)			01.93	12.00													
	1.6 4WD (GC4)			01.93	12.00													
	1.8 (GC5)			01.93	06.96													
	1.8 4WD (GC6)			01.93	06.96													
	2.0 (GC7)			08.96	12.00													
	2.0 4WD (GC8)			09.94	12.00													
	2.0 Turbo 4WD (GC8)	155		12.93	12.00													

¹⁾ - collision warning system (PCS) / - sistema anti-collosione (PCS) / - système anticollision (PCS) / - sistema anticollisi3n (PCS)
²⁾ + collision warning system (PCS) / + sistema anti-collosione (PCS) / + syst3me anticollision (PCS) / + sistema anticollisi3n (PCS)



SUBARU IMPREZA Limousine (93-00)										
	1.6 (GC3) 1.6 4WD (GC4) 1.8 (GC5) 1.8 4WD (GC6) 2.0 (GC7) 2.0 4WD (GC8) 2.0 Turbo 4WD (GC8)	155	01.93 01.93 01.93 01.93 08.96 09.94 12.93	12.00 12.00 06.96 06.96 12.00 12.00 07.98		24.0110-0237.1	410237		266 10,0 8,5	
	1.6 (GC3) 1.6 4WD (GC4) 1.8 (GC5) 1.8 4WD (GC6) 2.0 (GC7) 2.0 4WD (GC8)		01.93 01.93 01.93 01.93 08.96 09.94	12.00 12.00 06.96 06.96 12.00 12.00		03.0137-0302.2 03.0137-9192.2	650302 669192		229 x 37 Einbausatz	
	1.6 (GC3) 1.6 4WD (GC4) 1.8 (GC5) 1.8 4WD (GC6) 2.0 (GC7) 2.0 4WD (GC8)		01.93 01.93 01.93 01.93 08.96 09.94	12.00 12.00 06.96 06.96 12.00 12.00	- ABS - ABS - ABS - ABS - ABS - ABS	24.0222-8023.1	480094		229/230 x 43,5	
	1.6 (GC3) 1.6 4WD (GC4) 1.8 (GC5) 1.8 4WD (GC6) 2.0 (GC7) 2.0 4WD (GC8) 2.0 Turbo 4WD (GC8) 2.0 Turbo 4WD (GC8)	155 160	01.93 01.93 01.93 01.93 08.96 09.94 12.93 06.98	12.00 12.00 06.96 06.96 12.00 12.00 12.00 12.00		03.0137-3010.2	653010		170 x 32	
SUBARU IMPREZA Limousine (00-05)										
	1.6 TS (GD) 1.6 TS (GD) 2.0 GX (GD) 2.5 RSi (GD) 2.0 GX (GD) 2.0 WRX Turbo (GD) 2.0 WRX Turbo (GD) 2.0 WRX STi (GD)	70 70 92 130 92 160 165 195	12.00 12.00 12.00 03.01 11.02 12.00 12.02 11.02	09.05 09.05 10.02 09.05 09.05 09.05 09.05 09.05	- Europa 1) + Europa 2)	13.0460-5895.2 13.0460-5851.2 13.0460-5787.2 13.0460-5640.2 13.0460-4973.2	605895 605851 605787 605640 604973		23780 16,7 /WK/Zub 23558 17,2 /WK 23865 17,6 +/WK/Zub 21854 15,0 +/WK 23325 16,0 +/WK	AKE TOK BRE
	1.6 TS (GD) 2.0 GX (GD) 2.5 RSi (GD) 2.0 WRX Turbo (GD)	70 92 130 160	12.00 12.00 03.01 12.00	09.05 09.05 09.05 06.01	- Europa 1)	24.0124-0141.1 24.0124-0145.1 24.0124-0196.1	424141 424145 424196		260 24,0 22,0 V +B 277 24,0 22,0 V +B 294 24,0 22,0 V +B	
	2.0 GX (GD) 2.5 RSi (GD)	92 130	12.00 03.01	09.05 09.05		24.0110-0237.1	410237		266 10,0 8,5	
	1.6 TS (GD)	70	12.00	09.05	- Europa 1)	03.0137-0302.2 03.0137-9192.2	650302 669192		229 x 37 Einbausatz	
	1.6 TS (GD)	70	12.00	09.05	- Europa 1)	24.0222-8023.1	480094	- ABS	229/230 x 43,5	
	2.0 GX (GD) 2.0 WRX Turbo (GD) 2.0 WRX Turbo (GD) 2.5 RSi (GD)	92 160 165 130	12.00 12.00 12.02 03.01	09.05 09.05 09.05 09.05		03.0137-3010.2	653010		170 x 32	
SUBARU IMPREZA Limousine (05-07)										
	1.5 i 16V 2.0 R 2.5 WRX Turbo 2.0 WRX STi	77 118 169 206	10.05 10.05 10.05 10.05	08.07 08.07 08.07 08.07		13.0460-5793.2 13.0460-5640.2 13.0460-4973.2	605793 605640 604973		24372 17,3 /WK/Zub 21854 15,0 +/WK 23325 16,0 +/WK	AKE BRE
	1.5 i 16V 2.0 R 2.0 WRX STi 2.5 WRX Turbo	77 118 206 169	10.05 10.05 10.05 10.05	08.07 08.07 08.07 08.07		24.0124-0141.1 24.0124-0145.1 24.0130-0203.1 24.0124-0196.1	424141 424145 430203 424196		260 24,0 22,0 V +B 277 24,0 22,0 V +B 326 30,0 28,0 V +B 294 24,0 22,0 V +B	
	2.0 R 2.0 WRX STi	118 206	10.05 10.05	08.07 08.07		13.0460-5628.2 13.0460-4974.2	605628 604974		24331 13,8 /WK/Zub 21580 14,6 +/WK	BRE
	2.0 R 2.5 WRX Turbo	118 169	10.05 10.05	08.07 08.07		24.0110-0237.1 24.0118-0725.1	410237 418725		266 10,0 8,5 290 18,0 16,0 V +B	
	1.5 i 16V	77	10.05	08.07		03.0137-0302.2 03.0137-9192.2	650302 669192		229 x 37 Einbausatz	
	2.0 R	118	10.05	08.07		03.0137-3010.2	653010		170 x 32	

1) - Europa / - Europa / - Europa / - Europa
2) + Europa / + Europa / + Europa / + Europa



SUBARU IMPREZA Kombi (93-00)

	1.6 (GF3)		01.93	08.96	13.0460-5978.2	605978		21495	17,0 +/WK	
	1.6 4WD (GF4)		01.93	08.96						
	1.8 (GF5)		01.93	06.96						
	1.6 (GF3)		09.96	12.00	13.0460-5895.2	605895		23780	16,7 /WK/Zub	
	1.6 4WD (GF4)		09.96	12.00						
	2.0 4WD (GF8)		09.96	12.00						
	2.0 Turbo 4WD (GF8)		08.96	12.00	13.0460-5851.2	605851		23558	17,2 /WK AKE	
		1.6 (GF3)		01.93	12.00	24.0118-0125.1	418125	- ABS	242	18,0 16,0 V
		1.6 4WD (GF4)		01.93	12.00					
1.8 (GF5)			01.93	06.96						
1.8 4WD (GF6)			01.93	06.96						
2.0 4WD (GF8)			08.95	08.96						
	1.6 (GF3)		01.93	12.00	24.0124-0141.1	424141	+ ABS	260	24,0 22,0 V +B	
	1.6 4WD (GF4)		01.93	12.00						
	1.8 (GF5)		01.93	06.96						
	1.8 4WD (GF6)		01.93	06.96						
	2.0 4WD (GF8)		09.96	12.00						
	2.0 Turbo 4WD (GF8)		12.93	07.96	24.0124-0145.1	424145		277	24,0 22,0 V +B	
		1.6 (GF3)		01.93	12.00	13.0460-5850.2	605850		21703	15,0 +/WK SUM
		1.6 4WD (GF4)		01.93	12.00					
		1.8 (GF5)		01.93	06.96					
		1.8 4WD (GF6)		01.93	06.96					
2.0 4WD (GF8)			08.95	12.00						
	2.0 Turbo 4WD (GF8)		12.93	12.00						
		1.6 (GF3)		01.93	12.00	24.0110-0237.1	410237		266	10,0 8,5
		1.6 4WD (GF4)		01.93	12.00					
		1.8 (GF5)		01.93	06.96					
		1.8 4WD (GF6)		01.93	06.96					
2.0 4WD (GF8)			08.95	12.00						
	2.0 Turbo 4WD (GF8)		12.93	07.98						
		1.6 (GF3)		01.93	12.00	03.0137-0302.2	650302		229 x 37	Einbausatz
		1.6 4WD (GF4)		01.93	12.00	03.0137-9192.2	669192			
		1.8 (GF5)		01.93	06.96					
		1.8 4WD (GF6)		01.93	06.96					
2.0 4WD (GF8)			08.95	12.00						
	1.6 (GF3)		01.93	12.00	24.0222-8023.1	480094	- ABS	229/230	x 43,5	
	1.6 4WD (GF4)		01.93	12.00			- ABS			
	1.8 (GF5)		01.93	06.96			- ABS			
	1.8 4WD (GF6)		01.93	06.96			- ABS			
	2.0 4WD (GF8)		08.95	12.00			- ABS			
	1.6 (GF3)		01.93	12.00	03.0137-3010.2	653010		170	x 32	
	1.6 4WD (GF4)		01.93	12.00						
	1.8 (GF5)		01.93	06.96						
	1.8 4WD (GF6)		01.93	06.96						
	2.0 4WD (GF8)		08.95	12.00						
	2.0 Turbo 4WD (GF8)		12.93	12.00						





























SUBARU IMPREZA Kombi (00-05)


































	1.6 TS (GG)	70	12.00	09.05	- Europa ¹⁾	13.0460-5895.2	605895		23780	16,7 /WK/Zub	
	1.6 TS (GG)	70	12.00	09.05	+ Europa ²⁾	13.0460-5851.2	605851		23558	17,2 /WK AKE	
	2.0 GX (GG)	92	12.00	10.02							
	2.0 GX (GG)	92	11.02	09.05		13.0460-5787.2	605787		23865	17,6 +/WK/Zub TOK	
	2.0 Turbo (GG)	160	12.00	09.05		13.0460-5640.2	605640		21854	15,0 +/WK	
	2.0 WRX Turbo (GG)	165	10.02	09.05							
		1.6 TS (GG)	70	12.00	09.05	- Europa ¹⁾	24.0124-0141.1	424141		260	24,0 22,0 V +B
		2.0 GX (GG)	92	12.00	09.05		24.0124-0145.1	424145		277	24,0 22,0 V +B
2.0 Turbo (GG)		160	12.00	06.01		24.0124-0196.1	424196		294	24,0 22,0 V +B	
	2.0 GX (GG)	92	11.02	09.05		13.0460-5628.2	605628		24331	13,8 /WK/Zub	
		2.0 GX (GG)	92	12.00	09.05		24.0110-0237.1	410237		266	10,0 8,5
		1.6 TS (GG)	70	12.00	09.05	- Europa ¹⁾	03.0137-0302.2	650302		229 x 37	Einbausatz
						03.0137-9192.2	669192				
	1.6 TS (GG)	70	12.00	09.05	- Europa ¹⁾	24.0222-8023.1	480094	- ABS	229/230	x 43,5	
	2.0 GX (GG)	92	12.00	09.05		03.0137-3010.2	653010		170	x 32	
	2.0 WRX Turbo (GG)	165	10.02	09.05							

SUBARU IMPREZA Kombi (05-07)

























	1.5 i 16V	77	10.05	08.07		13.0460-5793.2	605793		24372	17,3 /WK/Zub AKE
	2.0 R	118	10.05	08.07		13.0460-5640.2	605640		21854	15,0 +/WK
	2.5 WRX Turbo	169	10.05	08.07						
	2.0 WRX STi	206	10.05	08.07		13.0460-4973.2	604973		23325	16,0 +/WK BRE



























¹⁾ - Europe / - Europa / - Europe / - Europa
²⁾ + Europe / + Europa / + Europe / + Europa





























									
SUBARU IMPREZA Kombi (05-07)									
	1.5 i 16V	77		10.05	08.07		24.0124-0141.1	424141	260 24,0 22,0 V +B
	2.0 R	118		10.05	08.07		24.0124-0145.1	424145	277 24,0 22,0 V +B
	2.0 WRX STI	206		10.05	08.07		24.0130-0203.1	430203	326 30,0 28,0 V +B
	2.5 WRX Turbo	169		10.05	08.07		24.0124-0196.1	424196	294 24,0 22,0 V +B
	2.0 R	118		10.05	08.07		13.0460-5628.2	605628	24331 13,8 /WK/Zub
	2.0 WRX STI	206		10.05	08.07		13.0460-4974.2	604974	21580 14,6 +/WK BRE
	2.0 R	118		10.05	08.07		24.0110-0237.1	410237	266 10,0 8,5
	2.5 WRX Turbo	169		10.05	08.07		24.0118-0725.1	418725	290 18,0 16,0 V +B
	1.5 i 16V	77		10.05	08.07		03.0137-0302.2	650302	229 x 37 Einbausatz
							03.0137-9192.2	669192	
	2.0 R	118		10.05	08.07		03.0137-3010.2	653010	170 x 32
SUBARU IMPREZA (08-)									
	1.5 16V	79		02.08			13.0460-5787.2	605787	23865 17,6 +/WK/Zub TOK
	1.5 16V Allrad	79		02.08					
	2.0 16V	110		02.08					
	2.0 16V Allrad	110		02.08					
	2.0 D Allrad	110		01.09					
	1.5 16V	79		02.08		- ESP	24.0124-0141.1	424141	260 24,0 22,0 V +B
	1.5 16V Allrad	79		02.08		- ESP			
	1.5 16V	79		02.08		+ ESP	24.0124-0145.1	424145	277 24,0 22,0 V +B
	1.5 16V Allrad	79		02.08		+ ESP			
	2.0 16V	110		02.08					
	2.0 16V Allrad	110		02.08					
2.0 D Allrad	110		01.09			24.0124-0196.1	424196	294 24,0 22,0 V +B	
	2.5 16V Allrad	169		02.08					
	2.5 16V	221		02.08			24.0130-0203.1	430203	326 30,0 28,0 V +B
	2.5 16V Allrad	221		02.08					
	2.0 16V	110		02.08			24.0110-0366.1	410366	286 10,0 8,5 +B
	2.0 16V Allrad	110		02.08					
	2.0 D Allrad	110		01.09					
	2.5 16V Allrad	169		02.08					
	2.0 16V	110		02.08			03.0137-3015.2	653015	199 x 30 Einbausatz
	2.0 16V Allrad	110		02.08			03.0137-9307.2	669307	
	2.0 D Allrad	110		01.09					
	2.5 16V	221		02.08					
	2.5 16V Allrad	169		02.08					
2.5 16V Allrad	221		02.08						
SUBARU IMPREZA (GP) (12-)									
	1.6 16V	84		06.12			24.0124-0145.1	424145	277 24,0 22,0 V +B
	1.6 16V AWD	84		06.12					
SUBARU JUSTY (3-türig) (84-95)									
	1.0 (KA5)			09.84	12.88		13.0460-5963.2	605963	20958 16,0 AKE
	1.0 4WD (KA6)			09.84	12.88				
	1.0 (KA5)			09.84	09.95		24.0118-0115.1	418115	212 18,0 15,5 V
	1.0 4WD (KA6)			09.84	11.94				
	1.2 (KA7)			01.89	09.95		24.0118-0116.1	418116	240 18,0 15,5 V
	1.2 4WD (KA8)			01.89	12.94				
	1.0 (KA5)			09.84	09.95		03.0137-0222.2	650222	180 x 31 Einbausatz
	1.0 4WD (KA6)			09.84	11.94		03.0137-9127.2	669127	
	1.2 (KA7)			01.89	09.95				
	1.2 4WD (KA8)			01.89	12.94				
	1.0 4WD (KA6)			09.84	11.94		24.0218-0029.2	480101	180/182 x 41
	1.2 4WD (KA8)			01.89	12.94				
SUBARU JUSTY (5-türig) (84-95)									
	1.0 (KD5)			09.84	12.88		13.0460-5963.2	605963	20958 16,0 AKE
	1.0 4WD (KD6)			09.84	12.88				
	1.0 (KD5)			09.84	09.95		24.0118-0115.1	418115	212 18,0 15,5 V
	1.0 4WD (KD6)			09.84	11.94				
	1.2 (KD7)			01.89	09.95		24.0118-0116.1	418116	240 18,0 15,5 V
	1.2 4WD (KD8)			01.89	12.94				
	1.0 (KD5)			09.84	09.95		03.0137-0222.2	650222	180 x 31 Einbausatz
	1.0 4WD (KD6)			09.84	11.94		03.0137-9127.2	669127	
	1.2 (KD7)			01.89	09.95				
	1.2 4WD (KD8)			01.89	12.94				
	1.0 4WD (KD6)			09.84	11.94		24.0218-0029.2	480101	180/182 x 41
	1.2 4WD (KD8)			01.89	12.94				

									
SUBARU JUSTY (95-03)									
	1.3 4x4	50		10.95	06.98	13.0460-5985.2	605985	21333 15,0 +/WK	TOK
	1.3 4x4	50		07.98	09.00	13.0460-5837.2	605837	23296 14,5 +/WK	BOS
	1.3 4x4	63		10.00	11.03				
	1.3 4x4	50		10.95	09.00	24.0117-0103.1	417103	231 17,0 15,0 V +B	
	1.3 4x4	63		10.00	11.03				
	1.3 4x4	50		10.95	06.98	03.0137-0315.2	650315	200 x 32	
	1.3 4x4	50		07.98	09.00	03.0137-9271.2	669271	Einbausatz	
	1.3 4x4	63		10.00	11.03	03.0137-0500.2	650500	200 x 32 HEB	BOS
	1.3 4x4	50		10.95	09.00	24.0220-0040.1	480166	200/202 x 40	
	1.3 4x4	63		10.00	11.03				
SUBARU JUSTY (G3X) (03-07)									
	1.3 i 16V	66		09.03	08.07	13.0460-3995.2	603995	23605 15,7 +/WK/Zub/SBOS	
	1.3 i 16V 4WD	69		09.03	08.07				
	1.5 i 16V 4WD	73		09.03	08.07				
	1.3 i 16V	66		09.03	08.07	24.0117-0106.1	417106	253 17,0 15,0 V +B	
	1.3 i 16V 4WD	69		09.03	08.07				
	1.5 i 16V 4WD	73		09.03	08.07				
	1.3 i 16V	66		09.03	08.07	03.0137-0465.2	650465	200 x 29 HEB	
	1.3 i 16V 4WD	69		09.03	08.07	03.0137-9300.2	669300	Einbausatz	
	1.5 i 16V 4WD	73		09.03	08.07				
	1.3 i 16V	66		09.03	08.07	03.0520-1415.3	691415	15,87/200x29 TopKit	
	1.3 i 16V 4WD	69		09.03	08.07				
	1.5 i 16V 4WD	73		09.03	08.07				
SUBARU JUSTY (07-)									
	1.0 i 12V (AL276)	51		09.07		+ 14" Rad/ + Schaltgetriebe	13.0460-5794.2	605794	24283 15,5 +/WK/Zub/S
	1.0 i 12V (AL276)	51		09.07		+ 14" Rad/ + Automatikgetriebe	13.0460-5887.2	605887	23507 15,2 +/WK
	1.3 AWD	67		03.08		+ 	13.0460-5613.2	605613	23507 15,0 +/WK/Zub
	1.0 i 12V (AL276)	51		09.07		+ 13" Rad ¹⁾	24.0116-0130.1	416130	234 16,0 15,0 V +B
	1.0 i 12V (AL276)	51		09.07		+ 14" Rad/ + Schaltgetriebe	24.0122-0263.1	422263	254 22,0 20,0 V +B
	1.0 i 12V (AL276)	51		09.07		+ 14" Rad/ + Automatikgetriebe	24.0117-0107.1	417107	246 17,0 16,0 V +B
	1.3 AWD	67		03.08		+ 			
	1.0 i 12V (AL276)	51		09.07			03.0137-0489.2	650489	180 x 28
SUBARU LEGACY (89-93)									
	1.8 4WD (BJ3)			01.89	12.93	24.0124-0141.1	424141	260 24,0 22,0 V +B	
	2.0 4WD (BC5)			01.89	12.93				
	2.0 4WD (BF5)			01.89	12.93				
	2.2 4WD	100		01.89	12.93				
	2.0 i Turbo			06.91	12.93	24.0124-0145.1	424145	277 24,0 22,0 V +B	
	2.2 i Turbo			06.91	12.93				
	1.8 4WD (BJ3)			01.89	12.93	03.0137-0302.2	650302	229 x 37	
	2.0 4WD (BC5)			01.89	12.93	03.0137-9192.2	669192	Einbausatz	
	2.0 4WD (BF5)			01.89	12.93				
SUBARU LEGACY Limousine (94-99)									
	2.0 (BD4)			01.94	01.96	13.0460-5978.2	605978	21495 17,0 +/WK	
	2.0 4WD (BD5)			01.94	01.96				
	2.2 (BD6)			01.94	01.96				
	2.2 4WD (BD7)			01.94	01.96				
	1.8 (BD2)			01.96	03.99	13.0460-5895.2	605895	23780 16,7 /WK/Zub	
	2.0 (BD4)			02.96	03.99				
	2.0 4WD (BD5)			02.96	03.99				
	2.2 (BD6)			02.96	03.99				
	2.2 4WD (BD7)			02.96	03.99				
	2.5 4WD (BD9)			06.96	03.99	13.0460-5851.2	605851	23558 17,2 /WK	AKE
	1.8 (BD2)			01.96	03.99	24.0124-0141.1	424141	260 24,0 22,0 V +B	
	2.0 (BD4)			01.94	03.99				
	2.0 4WD (BD5)			01.94	03.99				
	2.2 (BD6)			01.94	03.99				
	2.2 4WD (BD7)			01.94	03.99				
	2.5 4WD (BD9)			06.96	03.99	24.0124-0145.1	424145	277 24,0 22,0 V +B	
	1.8 (BD2)			01.96	03.99	13.0460-5850.2	605850	21703 15,0 +/WK	SUM
	2.0 (BD4)			01.94	03.99				
	2.0 4WD (BD5)			01.94	03.99				
	2.2 (BD6)			01.94	03.99				
	2.2 4WD (BD7)			01.94	03.99				
	2.5 4WD (BD9)			06.96	03.99				
	1.8 (BD2)			01.96	03.99	24.0110-0237.1	410237	266 10,0 8,5	
	2.0 (BD4)			01.94	03.99				
	2.0 4WD (BD5)			01.94	03.99				
	2.2 (BD6)			01.94	03.99				
	2.2 4WD (BD7)			01.94	03.99				
	2.5 4WD (BD9)			06.96	03.99				
























¹⁾ + 13" wheel / + ruota 13" / + roue 13" / + rueda 13"

								
SUBARU LEGACY Limousine (94-99)								
	1.8 (BD2)		01.96	03.99	03.0137-0302.2	650302		229 x 37
	2.0 (BD4)		01.94	03.99	03.0137-9192.2	669192		Einbausatz
	2.0 4WD (BD5)		01.94	03.99				
	2.2 (BD6)		01.94	03.99				
	2.2 4WD (BD7)		01.94	03.99				
	1.8 (BD2)		01.96	03.99	24.0222-8023.1	480094		229/230 x 43,5
	2.0 (BD4)		01.94	03.99				
	2.0 4WD (BD5)		01.94	03.99				
	2.2 (BD6)		01.94	03.99				
	2.2 4WD (BD7)		01.94	03.99				
	1.8 (BD2)		01.96	03.99	03.0137-3010.2	653010		170 x 32
	2.0 (BD4)		01.94	03.99				
	2.0 4WD (BD5)		01.94	03.99				
	2.2 (BD6)		01.94	03.99				
	2.2 4WD (BD7)		01.94	03.99				
	2.5 4WD (BD9)		06.96	03.99				
SUBARU LEGACY Kombi (94-98)								
	2.0 (BG4)		01.94	01.96	13.0460-5978.2	605978		21495 17,0 +/WK
	2.0 4WD (BG5)		01.94	01.96				
	2.2 (BG6)		01.94	01.96				
	2.2 4WD (BG7)		01.94	01.96				
	2.0 (BG4)		02.96	11.98	13.0460-5895.2	605895		23780 16,7 /WK/Zub
	2.0 4WD (BG5)		02.96	11.98				
	2.2 (BG6)		02.96	11.98				
	2.2 4WD (BG7)		02.96	11.98				
	2.5 4WD (BG9)		06.96	11.98	13.0460-5851.2	605851		23558 17,2 /WK AKE
	2.0 (BG4)		01.94	11.98	24.0124-0141.1	424141		260 24,0 22,0 V +B
	2.0 4WD (BG5)		01.94	11.98				
	2.2 (BG6)		01.94	11.98				
	2.2 4WD (BG7)		01.94	11.98				
	2.5 4WD (BG9)		06.96	11.98	24.0124-0145.1	424145		277 24,0 22,0 V +B
	2.0 (BG4)		01.94	11.98	13.0460-5850.2	605850		21703 15,0 +/WK SUM
	2.0 4WD (BG5)		01.94	11.98				
	2.2 (BG6)		01.94	11.98				
	2.2 4WD (BG7)		01.94	11.98				
	2.5 4WD (BG9)		06.96	11.98				
	2.0 (BG4)		01.94	11.98	24.0110-0237.1	410237		266 10,0 8,5
	2.0 4WD (BG5)		01.94	11.98				
	2.2 (BG6)		01.94	11.98				
	2.2 4WD (BG7)		01.94	11.98				
	2.5 4WD (BG9)		06.96	11.98				
	2.0 (BG4)		01.94	11.98	03.0137-0302.2	650302		229 x 37
	2.0 4WD (BG5)		01.94	11.98	03.0137-9192.2	669192		Einbausatz
	2.2 (BG6)		01.94	11.98				
	2.2 4WD (BG7)		01.94	11.98				
	2.0 (BG4)		01.94	11.98	24.0222-8023.1	480094		229/230 x 43,5
	2.0 4WD (BG5)		01.94	11.98				
	2.2 (BG6)		01.94	11.98				
	2.2 4WD (BG7)		01.94	11.98				
	2.0 (BG4)		01.94	11.98	03.0137-3010.2	653010		170 x 32
	2.0 4WD (BG5)		01.94	11.98				
	2.2 (BG6)		01.94	11.98				
	2.2 4WD (BG7)		01.94	11.98				
	2.5 4WD (BG9)		06.96	11.98				
SUBARU LEGACY (99-03)								
	2.0 i 16V (BE/BH5A)	92	04.99	07.00	13.0460-5895.2	605895		23780 16,7 /WK/Zub
	2.0 i 16V (BE/BH5A)	92	08.00	08.03	13.0460-5851.2	605851		23558 17,2 /WK AKE
	2.5 i 16V (BE/BH9A)	115	10.98	08.03				
	2.0 i 16V (BE/BH5A)	92	04.99	07.00	24.0124-0141.1	424141		260 24,0 22,0 V +B
	2.0 i 16V (BE/BH5A)	92	08.00	08.03	24.0124-0145.1	424145		277 24,0 22,0 V +B
	2.5 i 16V (BE/BH9A)	115	10.98	08.03				
	2.0 i 16V (BE/BH5A)	92	08.00	08.03	03.0137-3010.2	653010		170 x 32
	2.5 i 16V (BE/BH9A)	115	08.00	08.03				
SUBARU LEGACY (03-09)								
	2.0 i 16V	101	09.03	10.05	13.0460-5787.2	605787		23865 17,6 +/WK/Zub TOK
	2.0 TD	110	02.08	04.09				
	2.0 Turbo R AWD	121	06.05	04.09				
	2.5 i 16V	127	09.07	04.09				
	2.0 R	110	09.07	04.09	13.0460-5797.2	605797		24222 16,9 +/WK/Zub AKE
	2.0 Turbo HP AWD	132	06.05	04.09				
	2.0 Turbo HP AWD	140	06.05	04.09				
	2.0 Turbo R AWD	121	06.05	04.09				
	2.5 i 16V	121	09.03	04.09				
	3.0 V6	180	09.03	06.09				
	2.0 i 16V	101	09.03	10.05	24.0124-0145.1	424145		277 24,0 22,0 V +B
	2.5 i 16V	121	09.03	04.09				
	2.5 i 16V	127	09.07	04.09				
	2.0 R	110	09.07	04.09	24.0130-0204.1	430204		316 30,0 28,0 V +B
	2.0 Turbo HP AWD	132	06.05	04.09				
	2.0 Turbo HP AWD	140	06.05	04.09				
↓								

									
SUBARU LEGACY (03-09)									
	2.0 Turbo R AWD	121		06.05	04.09	24.0130-0204.1	430204		316 30,0 28,0 V +B
	3.0 V6	180		09.03	06.09				
	2.0 TD	110		02.08	04.09	24.0124-0196.1	424196		294 24,0 22,0 V +B
	2.0 i 16V	101		09.03	10.05	24.0110-0728.1	410728		274 10,0 8,5 +B
	2.0 TD	110		02.08	04.09				
	2.5 i 16V	121		09.03	04.09				
	2.5 i 16V	127		09.07	04.09				
	2.0 R	110		09.07	04.09	24.0118-0725.1	418725		290 18,0 16,0 V +B
	2.0 Turbo HP AWD	132		06.05	04.09				
	2.0 Turbo HP AWD	140		06.05	04.09				
	2.0 Turbo R AWD	121		06.05	04.09				
	3.0 V6	180		09.03	06.09				
	2.0 i 16V	101		09.03	10.05	03.0137-3010.2	653010		170 x 32
	2.0 R	110		09.07	04.09				
SUBARU LECACY (09-)									
	2.0 16V 4x4	118		09.09		13.0460-5787.2	605787		23865 17,6 +/WK/Zub TOK
	2.0 TD 4x4	110		09.09					
	2.0 16V 4x4	110		09.09		13.0460-5793.2	605793		24372 17,3 /WK/Zub AKE
	2.5 16V 4x4	123		09.09					
	2.5 16V 4x4	125		09.09					
	3.6 V6 4x4	191		09.09		13.0460-5797.2	605797		24222 16,9 +/WK/Zub AKE
	2.0 TD 4x4	110		09.09		24.0124-0196.1	424196		294 24,0 22,0 V +B
	2.0 16V 4x4	110		09.09		24.0124-0145.1	424145		277 24,0 22,0 V +B
	2.0 16V 4x4	118		09.09					
	2.5 16V 4x4	123		09.09					
	2.5 16V 4x4	125		09.09					
	2.5 Turbo 4x4	195		09.09		24.0130-0204.1	430204		316 30,0 28,0 V +B
	3.6 V6 4x4	191		09.09					
	2.0 16V 4x4	110		09.09		24.0110-0366.1	410366		286 10,0 8,5 +B
	2.0 16V 4x4	118		09.09					
	2.0 TD 4x4	110		09.09					
	2.5 16V 4x4	123		09.09					
	2.5 16V 4x4	125		09.09					
	3.6 V6 4x4	191		09.09					
	2.0 16V 4x4	110		09.09		03.0137-3015.2	653015		199 x 30
	2.0 16V 4x4	118		09.09					
	2.0 TD 4x4	110		09.09					
	2.5 16V 4x4	123		09.09					
	2.5 16V 4x4	125		09.09					
	2.5 Turbo 4x4	195		09.09					
3.6 V6 4x4	191		09.09						
SUBARU LIBERO E10/E12 (87-93)									
	1.0 (KJ5)			01.87	04.93	13.0460-5963.2	605963		20958 16,0 AKE
	1.0 4WD (KJ6)			01.87	04.93				
	1.2 4WD (KJ8)			01.87	04.93				
	1.0 (KJ5)			01.87	04.93	24.0118-0115.1	418115		212 18,0 15,5 V
	1.0 4WD (KJ6)			01.87	04.93				
	1.2 4WD (KJ8)			01.87	04.93				
SUBARU OUTBACK (00-03)									
	2.5	115		10.00	10.03	13.0460-5851.2	605851		23558 17,2 /WK AKE
	3.0 H6	154		10.00	10.03				
	2.5	115		10.00	10.03	24.0124-0196.1	424196		294 24,0 22,0 V +B
	3.0 H6	154		10.00	10.03				
SUBARU OUTBACK (03-09)									
	2.0 16V 4x4	101		09.03	01.05	13.0460-5787.2	605787		23865 17,6 +/WK/Zub TOK
	2.0 TD 4x4	110		09.08	04.09				
	2.5 16V 4x4	121		11.03	04.09				
	2.5 16V 4x4	127		09.08	06.09				
	3.0 V6 4x4	180		11.03	06.09	13.0460-5797.2	605797		24222 16,9 +/WK/Zub AKE
	2.0 16V 4x4	101		09.03	10.05	24.0124-0145.1	424145		277 24,0 22,0 V +B
	2.0 TD 4x4	110		09.08	04.09	24.0124-0196.1	424196		294 24,0 22,0 V +B
	2.5 16V 4x4	121		11.03	04.09				
	2.5 16V 4x4	127		09.08	06.09				
	3.0 V6 4x4	180		11.03	06.09	24.0130-0204.1	430204		316 30,0 28,0 V +B
	2.0 16V 4x4	101		09.03	10.05	24.0110-0728.1	410728		274 10,0 8,5 +B
	2.0 TD 4x4	110		09.08	04.09				
	2.5 16V 4x4	127		09.08	06.09				
	2.5 16V 4x4	121		11.03	04.09	24.0118-0725.1	418725		290 18,0 16,0 V +B
3.0 V6 4x4	180		11.03	06.09					
SUBARU OUTBACK (09-)									
	2.0 TD 4x4	110		09.09		13.0460-5787.2	605787		23865 17,6 +/WK/Zub TOK
	2.5 16V 4x4	123		09.09		13.0460-5793.2	605793		24372 17,3 /WK/Zub AKE
	2.5 16V 4x4	125		09.09					
	3.6 R 4x4	191		09.09		13.0460-5797.2	605797		24222 16,9 +/WK/Zub AKE

























								
SUBARU OUTBACK (09-)								
	2.0 TD 4x4	110		09.09		24.0124-0196.1	424196	294 24,0 22,0 V +B
	2.5 16V 4x4	123		09.09		24.0124-0145.1	424145	277 24,0 22,0 V +B
	2.5 16V 4x4	125		09.09				
	3.6 R 4x4	191		09.09		24.0130-0204.1	430204	316 30,0 28,0 V +B
	2.0 TD 4x4	110		09.09		24.0110-0366.1	410366	286 10,0 8,5 +B
	2.5 16V 4x4	123		09.09				
	2.5 16V 4x4	125		09.09				
	3.6 R 4x4	191		09.09				
	2.0 TD 4x4	110		09.09		03.0137-3015.2	653015	199 x 30
	2.5 16V 4x4	123		09.09				
	2.5 16V 4x4	125		09.09				
	3.6 R 4x4	191		09.09				
SUBARU TREZIA (11-)								
	1.3 16V	73		03.11		13.0460-5767.2	605767	24336 17,5 AKE
	1.4 D	66		03.11				
	1.3 16V	73		03.11		24.0122-0276.1	422276	275 22,0 19,0 V +B
	1.4 D	66		03.11				
	1.3 16V	73		03.11		13.0460-5769.2	605769	24610 15,0 +WK
	1.4 D	66		03.11				
	1.3 16V	73		03.11		24.0109-0163.1	409163	259 9,0 7,5 +B
	1.4 D	66		03.11				
SUBARU TRIBECA (B9) (05-)								
	3.0 H6	180		10.06	11.07	13.0460-5797.2	605797	24222 16,9 +WK/Zub AKE
	3.0 H6	184		01.05	09.06			
	3.6 i V6	190		12.07				
SUBARU XV (12-)								
	1.6 i 16V	84		03.12		24.0124-0196.1	424196	294 24,0 22,0 V +B
	2.0 D	108		03.12				
	2.0 i 16V	110		03.12				
SUZUKI ALTO (93-02)								
	0.8	29		11.93	06.96	13.0460-5916.2	605916	20731 15,3 AKE
	1.0	39		09.94	06.02	13.0460-5985.2	605985	21333 15,0 +WK TOK
	1.0 16V	43		01.00	06.02			
	1.3 16V	63		02.99	09.00	13.0460-5839.2	605839	23795 15,0 +WK AIS
	1.6 16V	71		02.99	09.00			
	0.8	29		11.93	06.96	24.0110-0136.1	410136	215 10,0 8,0
	1.0	39		09.94	06.02	24.0117-0103.1	417103	231 17,0 15,0 V +B
	1.0 16V	43		01.00	06.02			
	1.3 16V	63		10.98	09.00	24.0120-0163.1	420163	235 20,0 18,0 V
	1.6 16V	71		10.98	09.00			
	0.8	29		11.93	06.96	03.0137-0222.2	650222	180 x 31
	1.0	39		09.94	06.02	03.0137-9127.2	669127	Einbausatz
	1.0 16V	43		01.00	06.02	03.0137-0470.2	650470	180 x 31
	1.3 16V	63		10.98	09.00	03.0137-9127.2	669127	Einbausatz
	1.6 16V	71		10.98	09.00	03.0137-0315.2	650315	200 x 32
	1.0	39		09.94	06.02	24.0218-0047.1	480194	180/182 x 40
	1.0 16V	43		01.00	06.02			
	1.3 16V	63		10.98	09.00	24.0220-0044.1	480192	200/202 x 40
	1.6 16V	71		10.98	09.00			
SUZUKI ALTO (02-08)								
	1.1 i 16V (RF410)	46		06.02	12.08	13.0460-5621.2	605621	24423 14,6 /Zub
	1.1 i 16V (RF410)	46		06.02	12.08	24.0117-0105.1	417105	231 17,0 15,0 V +B
	1.1 i 16V (RF410)	46		06.02	12.08	03.0137-0425.2	650425	180 x 26
						03.0137-9127.2	669127	Einbausatz
	1.1 i 16V (RF410)	46		06.02	12.08	24.0218-0047.1	480194	180/182 x 40
								ohne Sensorring ¹⁾
SUZUKI ALTO (09-)								
	1.0 i 12V (AMF310)	50		01.09		13.0460-5887.2	605887	23507 15,2 +WK
	1.0 i 12V (AMF310)	50		01.09		24.0120-0225.1	420225	231 20,0 18,0 V L +B
	1.0 i 12V (AMF310)	50		01.09		03.0137-0503.2	650503	180 x 26

¹⁾ without sensor ring / senza sensori / sans secours ABS / sin anillo sensor ABS

									
SUZUKI BALENO (95-02)									
	1.3	52		09.96	01.99	13.0460-5838.2	605838	23400 15,5 +/WK Einbausatz	AIS
	1.3 i 16V	63		07.95	01.97	13.0460-0265.2	610265		
	1.6 i 16V	72		07.95	01.97				
	1.6 i 16V 4x4	72		07.95	01.97				
	1.8 i 16V GT	89		03.96	01.97				
	1.3	52		02.99	05.02	13.0460-5839.2	605839	23795 15,0 +/WK	AIS
	1.3 i 16V	63		02.97	05.02				
	1.6 i 16V	72		02.97	05.02				
	1.6 i 16V 4x4	72		02.97	05.02				
	1.8 i 16V GT	89		02.97	05.02				
	1.3	52		09.96	05.02	24.0120-0163.1	420163	235 20,0 18,0 V	
	1.3 i 16V	63		07.95	05.02				
	1.6 i 16V	72		07.95	05.02				
	1.6 i 16V 4x4	72		07.95	05.02				
	1.8 i 16V GT	89		03.96	05.02	24.0120-0197.1	420197	246 20,0 18,0 V	
	1.9 TD	55		04.98	05.02				
	1.8 i 16V GT	89		03.96	05.02	13.0460-5972.2	605972	21559 11,5	
	1.9 TD	55		04.98	05.02				
	1.3	52		09.96	05.02	03.0137-0315.2	650315	200 x 32 Einbausatz	
	1.3 i 16V	63		07.95	05.02	03.0137-9271.2	669271		
	1.6 i 16V	72		07.95	05.02				
	1.6 i 16V 4x4	72		07.95	05.02				
	1.3	52		09.96	05.02	24.0220-0044.1	480192	200/202 x 40	
	1.3 i 16V	63		07.95	05.02				
	1.6 i 16V	72		07.95	05.02				
	1.6 i 16V 4x4	72		07.95	05.02				
SUZUKI CAPPUCINO (92-95)									
	0.7 i 12V	47		02.92	08.95	13.0460-5985.2	605985	21333 15,0 +/WK	TOK
	0.7 i 12V	47		02.92	08.95	24.0117-0103.1	417103	231 17,0 15,0 V +B	
SUZUKI CARRY (99-04)									
	1.3	58		03.99	09.04	03.0137-0287.2	650287	220 x 36 Einbausatz	
	1.3 4x4	56		02.99	09.04	03.0137-9190.2	669190		
	1.3 i 16V	58		03.00	09.04				
SUZUKI GRAND VITARA (98-05)									
	1.6 i 16V	69		03.98	11.04	13.0460-5864.2	605864	21907 15,5 +/WK	
	1.6 i 16V 4x4	73		02.00	09.02				
	2.0 i 16V	94		03.98	11.04 + Cabrio 1)				
	2.0 i 16V	94		03.98	11.04 + Kastenwagen 2)	13.0460-5857.2	605857		
	2.0 i 16V	97		08.98	12.00				
	2.0 i 16V 4x4	103		04.98	08.05				
	2.0 TD	64		03.98	09.05				
	2.0 TDi	80		07.01	09.05				
	2.5 i V6	106		04.98	09.00				
	2.5 i V6	116		04.01	09.05				
	1.6 i 16V	69		03.98	11.04	24.0117-0109.1	417109	287 17,0 15,0 V	
	1.6 i 16V 4x4	73		02.00	09.02				
	2.0 i 16V	94		03.98	11.04 + Cabrio 1)				
	2.0 i 16V	94		03.98	11.04 + Kastenwagen 2)	24.0122-0200.1	422200		
	2.0 i 16V	97		08.98	12.00				
	2.0 i 16V 4x4	103		04.98	08.05				
	2.0 TD	64		03.98	09.05				
	2.0 TDi	80		07.01	09.05				
	2.5 i V6	106		04.98	09.00				
	2.5 i V6	116		04.01	09.05				
	1.6 i 16V	69		03.98	11.04	03.0137-0433.2	650433	220 x 42 Einbausatz	
	1.6 i 16V 4x4	73		02.00	09.02	03.0137-9289.2	669289		
	2.0 i 16V	94		03.98	11.04 + Cabrio 1)				
	2.0 i 16V	94		03.98	11.04 + Kastenwagen 2)				
	2.0 i 16V	97		08.98	12.00				
	2.0 i 16V 4x4	103		04.98	08.05				
	2.0 TD	64		03.98	09.05				
	2.0 TDi	80		07.01	09.05				
	2.5 i V6	106		04.98	09.00				
	2.5 i V6	116		04.01	09.05				
SUZUKI GRAND VITARA (05-)									
	1.6 i 16V	78		04.05		13.0460-5609.2	605609	24346 16,4 /WK/Zub	
	1.6 i 16V 4x4	73		09.05					
	1.6 i 16V 4x4	78		04.05					
	1.9 DDiS	95		10.05	08.08				
	1.9 DDiS 4x4	95		10.05					












1) + Convertible / + Cabriolet / + Décapotable / + Cabriolé

2) + Van / + Furgone / + Fourgonnette / + Furgón

								
SUZUKI GRAND VITARA (05-)								
	2.0 VVTi 4x4 2.7 VVTi 4x4 2.7 VVTi 4x4	103 135 136		10.05 01.07 10.05	08.08		13.0460-5609.2 605609	24346 16,4 /WK/Zub
	1.6 i 16V 1.6 i 16V 4x4 1.6 i 16V 4x4 1.9 DDiS 1.9 DDiS 4x4 2.0 VVTi 4x4 2.4 4x4 2.4 4x4 2.7 VVTi 4x4 2.7 VVTi 4x4 3.2 4x4 3.2 4x4	78 73 78 95 95 103 122 124 135 136 165 171		04.05 09.05 04.05 10.05 10.05 10.05 01.09 01.09 01.07 10.05 01.09 01.09	08.08		24.0125-0190.1 425190	295 25,0 23,0 V +B
	1.6 i 16V 1.9 DDiS 1.9 DDiS 4x4 2.0 VVTi 4x4 2.7 VVTi 4x4 2.7 VVTi 4x4	78 95 95 103 135 136		04.05 10.05 10.05 10.05 01.07 10.05	08.08		03.0137-0433.2 650433 03.0137-9289.2 669289	220 x 42 Einbausatz
SUZUKI IGNIS I (00-03)								
	1.3 i 16V 1.3 i 16V 4x4 1.3 Sport	61 61 61		10.00 10.00 10.00	08.03 08.03 08.03		13.0460-5887.2 605887	23507 15,2 +/WK
	1.3 i 16V 1.3 i 16V 4x4 1.3 Sport	61 61 61		10.00 10.00 10.00	08.03 08.03 08.03		24.0117-0108.1 417108	257 17,0 15,0 V +B
	1.3 Sport	61		10.00	08.03		13.0460-5856.2 605856	24039 14,4 +/WK
	1.3 i 16V 1.3 i 16V 4x4	61 61		10.00 10.00	08.03 08.03		03.0137-0425.2 650425 03.0137-9127.2 669127	180 x 26 Einbausatz
SUZUKI IGNIS II (03-)								
	1.3 DDiS 1.3 i 16V 1.3 i 16V 4x4 1.5 i 16V 1.5 i 16V 4x4 1.5 Sport	51 69 69 73 73 80		09.03 09.03 09.03 09.03 09.03 12.03			13.0460-3995.2 603995 13.0460-5887.2 605887	23605 15,7 +/WK/Zub/SBOS 23507 15,2 +/WK
	1.3 DDiS 1.3 i 16V 1.3 i 16V 4x4 1.5 i 16V 1.5 i 16V 4x4 1.5 Sport	51 69 69 73 73 80		09.03 09.03 09.03 09.03 09.03 12.03			24.0117-0106.1 417106 24.0117-0108.1 417108	253 17,0 15,0 V +B 257 17,0 15,0 V +B
	1.5 Sport	80		12.03		+ Sportfahrwerk ¹⁾	13.0460-5856.2 605856	24039 14,4 +/WK
	1.3 i 16V 1.3 i 16V 4x4 1.5 Sport	69 69 80		09.03 09.03 12.03		- Sportfahrwerk ²⁾	03.0137-0425.2 650425 03.0137-9127.2 669127	180 x 26 Einbausatz
	1.3 DDiS 1.5 i 16V 1.5 i 16V 4x4	51 73 73		09.03 09.03 09.03			03.0137-0465.2 650465 03.0137-9300.2 669300	200 x 29 HEB Einbausatz
	1.3 DDiS	51		09.03			03.0520-1415.3 691415	15,87/200x29 TopKit
SUZUKI JIMNY (98-)								
	1.3 4x4 1.3 4x4 1.3 i 16V 1.3 i 16V 1.3 i 16V 4x4 1.3 i 16V 4x4 1.3 i 16V 4x4 1.5 DDiS 4x4 1.5 DDiS 4x4	63 65 59 60 59 60 63 48 63		09.98 09.00 09.98 02.01 09.98 02.01 08.05 12.03 08.05	08.00 08.02		13.0460-5966.2 605966 13.0460-5864.2 605864	21142 15,0 SUM 21907 15,5 +/WK
	1.3 4x4 1.3 4x4 1.3 i 16V 1.3 i 16V 1.3 i 16V 4x4 1.3 i 16V 4x4 1.3 i 16V 4x4 1.5 DDiS 4x4 1.5 DDiS 4x4	63 65 59 60 59 60 63 48 63	00203804 00203804 00203804 00203804 00203804 00203804 00203804 00201861 00201861	09.98 09.00 09.98 02.01 09.98 02.01 08.05 12.03 08.05			24.0110-0242.1 410242 24.0117-0104.1 417104	290 10,0 8,0 +B 287 17,0 15,0 V

¹⁾ + sports suspension / + sospensione sportiva / + châssis de sport / + suspensión deportiva

²⁾ - sports suspension / - sospensione sportiva / - châssis de sport / - suspensión deportiva

SUZUKI JIMNY (98-)													
	1.3 4x4	63		09.98	08.00			03.0137-0287.2	650287				220 x 36
	1.3 4x4	65		09.00	08.02			03.0137-9128.2	669128				Einbausatz
	1.3 i 16V	59		09.98									
	1.3 i 16V	60		02.01									
	1.3 i 16V 4x4	59		09.98									
	1.3 i 16V 4x4	60		02.01									
	1.3 i 16V 4x4	63		08.05									
	1.5 DDiS 4x4	48		12.03									
	1.5 DDiS 4x4	63		08.05									
SUZUKI KIZASHI (10-)													
	2.4 16V	131		10.10				24.0126-0172.1	426172				300 26,0 24,0 V +B
	2.4 16V	134		10.10									
	2.4 16V	138		04.12									
	2.4 16V 4x4	131		10.10									
	2.4 16V 4x4	138		04.12									
	2.4 16V	131		10.10				24.0112-0195.1	412195				278 12,0 11,0 +B
	2.4 16V	134		10.10									
	2.4 16V	138		04.12									
	2.4 16V 4x4	131		10.10									
	2.4 16V 4x4	138		04.12									
SUZUKI LIANA (01-07)													
	1.3 i 16V	66		07.01	12.07			13.0460-5888.2	605888				23817 16,6 +/WK
	1.4 DDiS	66		04.04	12.07			13.0460-5774.2	605774				24830 16,1 +/WK
	1.6 i 16V	76		07.01	12.07								
	1.6 i 16V	78		04.02	12.07								
	1.6 i 16V	79		01.05	12.07								
	1.6 i 16V 4WD	76		07.01	12.07								
	1.6 i 16V 4WD	78		04.02	12.07								
	1.6 i 16V 4WD	79		01.05	12.07								
	1.3 i 16V	66		07.01	12.07			24.0120-0197.1	420197				246 20,0 18,0 V
	1.4 DDiS	66		04.04	12.07								
	1.6 i 16V	76		07.01	12.07								
	1.6 i 16V	78		04.02	12.07								
	1.6 i 16V	79		01.05	12.07								
	1.6 i 16V 4WD	76		07.01	12.07								
	1.6 i 16V 4WD	78		04.02	12.07								
	1.6 i 16V 4WD	79		01.05	12.07								
	1.3 i 16V	66		07.01	12.07			03.0137-0315.2	650315				200 x 32
	1.4 DDiS	66		04.04	12.07			03.0137-9271.2	669271				Einbausatz
	1.6 i 16V	76		07.01	12.07								
	1.6 i 16V	78		04.02	12.07								
	1.6 i 16V	79		01.05	12.07								
	1.6 i 16V 4WD	76		07.01	12.07								
	1.6 i 16V 4WD	78		04.02	12.07								
	1.6 i 16V 4WD	79		01.05	12.07								
	1.3 i 16V	66		07.01	12.07			24.0220-0044.1	480192				200/202 x 40
	1.4 DDiS	66		04.04	12.07								
	1.6 i 16V	76		07.01	12.07								
	1.6 i 16V	78		04.02	12.07								
	1.6 i 16V	79		01.05	12.07								
	1.6 i 16V 4WD	76		07.01	12.07								
	1.6 i 16V 4WD	78		04.02	12.07								
	1.6 i 16V 4WD	79		01.05	12.07								
SUZUKI SAMURAI (98-)													
	1.3 i 4x4 (SJ413)	59		09.00	12.07			13.0460-5966.2	605966				21142 15,0 SUM
	1.9 D (SJ419)	46		09.00				13.0460-5720.2	605720				20708 14,5 /S LUC
	1.9 TD (SJ419)	46		11.98	08.00								
	1.9 TD (SJ419)	47		11.98	08.00								
	1.3 i 4x4 (SJ413)	51		11.98	08.00			24.0110-0192.1	410192				290 10,0 9,0
	1.3 i 4x4 (SJ413)	59		09.00	12.07								
	1.3 i 4x4 (SJ413)	59		01.08				24.0110-0242.1	410242				290 10,0 8,0 +B
	1.9 D (SJ419)	46		09.00									
	1.9 TD (SJ419)	46		11.98	08.00								
	1.9 TD (SJ419)	47		11.98	08.00								
SUZUKI SPLASH (08-)													
	1.0 i 12V	48		01.08				13.0460-5700.2	605700				23973 17,0 +/WK/S LUC
	1.0 i 12V	50		06.11									
	1.2 16V	63		01.08									
	1.2 VVT	66		06.11									
	1.2 VVT	67		08.12									
	1.2 VVT	69		09.10									
	1.3 CDTi	55		01.08									
	1.0 i 12V	48		01.08				24.0120-0211.1	420211				252 20,0 18,0 V +S +B
	1.0 i 12V	50		06.11									
	1.2 16V	63		01.08									
	1.2 VVT	66		06.11									
	1.2 VVT	67		08.12									
	1.2 VVT	69		09.10									
	1.3 CDTi	55		01.08									



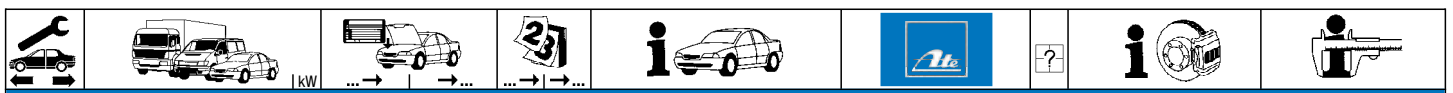
SUZUKI SPLASH (08-)										
	1.0 i 12V	48		01.08		03.0137-0466.2	650466		200 x 32 HEB	BOS
	1.0 i 12V	50		06.11		03.0137-9287.2	669287		Einbausatz	BOS
	1.2 16V	63		01.08						
	1.2 VVT	66		06.11						
	1.2 VVT	67		08.12						
	1.2 VVT	69		09.10						
	1.3 CDTi	55		01.08						
	1.0 i 12V	48		01.08		03.0520-6919.3	696919		19,05/200x32 TopKit	BOS
	1.0 i 12V	50		06.11						
	1.2 16V	63		01.08						
	1.2 VVT	66		06.11						
	1.2 VVT	67		08.12						
	1.2 VVT	69		09.10						
	1.3 CDTi	55		01.08						

SUZUKI SWIFT II (89-96)										
	1.0 i (SF310)		320339	08.92		13.0460-5985.2	605985		21333 15,0 +/WK	TOK
	1.3 (SF413)		320339	04.89						
	1.3 4WD (SF413)		320339	04.89						
	1.3 i 16V GTi (SF413)		320339	08.92						
	1.0 i (SF310)	320340		10.96		13.0460-5837.2	605837		23296 14,5 +/WK	BOS
	1.3 (SF413)	320340		10.96						
	1.3 4WD (SF413)	320340		10.96						
	1.3 i 16V GTi (SF413)	320340		10.96						
	1.3 i 16V GTi (SF413)			04.89	07.92	24.0119-0110.1	419110		250 18,5 16,5 V	
	1.6 i 16V (SF416)			06.89	10.96					
	1.0 i (SF310)			08.91	10.96	24.0117-0103.1	417103		231 17,0 15,0 V +B	
	1.3 (SF413)			04.89	10.96					
	1.3 4WD (SF413)			04.89	10.96					
	1.3 i 16V GTi (SF413)			08.92	10.96					
	1.0 i (SF310)			08.92	10.96	- ABS/ + 3 türig ¹⁾	03.0137-0414.2	650414	180 x 27	
	1.0 i (SF310)			08.92	10.96	- ABS/ + 5 türig ²⁾				
	1.3 (SF413)			04.89	10.96	- ABS/ + 3 türig ¹⁾				
	1.3 (SF413)			04.89	10.96	- ABS/ + 5 türig ²⁾				
	1.3 4WD (SF413)			08.92	10.96	- ABS/ + 3 türig ¹⁾				
	1.3 4WD (SF413)			08.92	10.96	- ABS/ + 5 türig ²⁾				
	1.3 i 16V GTi (SF413)			08.92	10.96	- ABS/ + 3 türig ¹⁾				
	1.3 i 16V GTi (SF413)			08.92	10.96	- ABS/ + 5 türig ²⁾				
	1.0 i (SF310)	320339		08.92	10.96	+ ABS/ + 4 türig ³⁾	03.0137-0315.2	650315	200 x 32	
	1.3 (SF413)	320339		04.89	10.96	+ ABS/ + 4 türig ³⁾	03.0137-9271.2	669271	Einbausatz	
1.3 4WD (SF413)	320339		04.89	10.96	+ ABS/ + 4 türig ³⁾					
1.3 i 16V GTi (SF413)	320339		08.92	10.96	+ ABS/ + 4 türig ³⁾					
1.6 i 16V (SF416)			08.92	10.96						
1.0 i (SF310)	320340			10.96	+ ABS/ + 4 türig ³⁾	03.0137-0500.2	650500	200 x 32 HEB	BOS	
1.3 (SF413)	320340			10.96	+ ABS/ + 4 türig ³⁾					
1.3 4WD (SF413)	320340			10.96	+ ABS/ + 4 türig ³⁾					
1.3 i 16V GTi (SF413)	320340			10.96	+ ABS/ + 4 türig ³⁾					
	1.0 i (SF310)			08.92	10.96	- ABS/ + 3 türig ¹⁾	24.0218-0042.1	480164	180/182 x 36	
	1.0 i (SF310)			08.92	10.96	- ABS/ + 5 türig ²⁾				
	1.3 (SF413)			04.89	10.96	- ABS/ + 3 türig ¹⁾				
	1.3 (SF413)			04.89	10.96	- ABS/ + 5 türig ²⁾				
	1.3 i 16V GTi (SF413)			08.92	10.96	- ABS				
	1.0 i (SF310)			08.92	10.96	+ ABS/ + 3 türig ⁴⁾	24.0220-0040.1	480166	200/202 x 40	
	1.0 i (SF310)			08.92	10.96	+ ABS/ + 4 türig ³⁾				
	1.0 i (SF310)			08.92	10.96	+ ABS/ + 5 türig ⁵⁾				
	1.3 (SF413)			08.92	10.96	+ ABS/ + 3 türig ⁴⁾				
	1.3 (SF413)			04.89	10.96	+ ABS/ + 4 türig ³⁾				
	1.3 (SF413)			08.92	10.96	+ ABS/ + 5 türig ⁵⁾				
	1.3 4WD (SF413)			04.89	10.96	+ ABS				
1.3 i 16V GTi (SF413)			08.92	10.96	+ ABS					
1.6 i 16V (SF416)			08.92	10.96						

SUZUKI SWIFT II (96-04)										
	1.0 i (SF310)	39		11.96	12.04	- ABS	13.0460-5763.2	605763	21730 14,0 +/WK/Zub	
	1.3 i (SF413)	50		11.96	05.01					
	1.3 i (SF413)	63		06.01	12.04					
	1.0 i (SF310)	39		11.96	12.04	+ ABS	13.0460-5985.2	605985	21333 15,0 +/WK	TOK
	1.3 i 4WD (SF413)	50		11.96	05.01					
	1.3 i 4WD (SF413)	63		06.01	12.04					
	1.0 i (SF310)	39		11.96	12.04	- ABS	24.0112-0173.1	412173	232 12,0 9,5 +B	
	1.3 i (SF413)	50		11.96	05.01					
	1.3 i (SF413)	63		06.01	12.04					
	1.0 i (SF310)	39		11.96	12.04	+ ABS	24.0117-0103.1	417103	231 17,0 15,0 V +B	
	1.3 i 4WD (SF413)	50		11.96	05.01					
	1.3 i 4WD (SF413)	63		06.01	12.04					
	1.3 GTi (SF413)	74		11.96	05.01		24.0119-0110.1	419110	250 18,5 16,5 V	
	1.0 i (SF310)	39		11.96	12.04		03.0137-0414.2	650414	180 x 27	
	1.3 i (SF413)	50		11.96	05.01	+ 2 türig ⁶⁾				
	1.3 i (SF413)	50		11.96	05.01	+ 3 türig ⁷⁾				
	1.3 i (SF413)	50		11.96	05.01	+ 5 türig ⁸⁾				
	1.3 i (SF413)	63		06.01	12.04	+ 2 türig ⁶⁾				
	1.3 i (SF413)	63		06.01	12.04	+ 3 türig ⁷⁾				
1.3 i (SF413)	63		06.01	12.04	+ 5 türig ⁸⁾					
	1.3 i (SF413)	50		11.96	05.01	+ 4 türig ⁹⁾	03.0137-0315.2	650315	200 x 32	
	1.3 i (SF413)	63		06.01	12.04	+ 4 türig ⁹⁾	03.0137-9271.2	669271	Einbausatz	

¹⁾ - ABS/ + 3 door / - ABS/ + 3 porte / - ABS/ + 3 portes / - ABS/ + 3 puertas
²⁾ - ABS/ + 5 door / - ABS/ + 5 porte / - ABS/ + 5 portes / - ABS/ + 5 puertas
³⁾ + ABS/ + 4 door / + ABS/ + 4 porte / + ABS/ + 4 portes / + ABS/ + 4 puertas
⁴⁾ + ABS/ + 3 door / + ABS/ + 3 porte / + ABS/ + 3 portes / + ABS/ + 3 puertas
⁵⁾ + ABS/ + 5 door / + ABS/ + 5 porte / + ABS/ + 5 portes / + ABS/ + 5 puertas
⁶⁾ + 2 door / + 2 porte / + 2 portes / + 2 puertas
⁷⁾ + 3 door / + 3 porte / + 3 portes / + 3 puertas
⁸⁾ + 5 door / + 5 porte / + 5 portes / + 5 puertas
⁹⁾ + 4 door / + 4 porte / + 4 portes / + 4 puertas




























SUZUKI SWIFT II (96-04)										
	1.3 i 4WD (SF413)	50		11.96	05.01		03.0137-0315.2	650315		200 x 32
	1.3 i 4WD (SF413)	63		06.01	12.04		03.0137-9271.2	669271		Einbausatz
	1.0 i (SF310)	39		11.96	12.04		24.0218-0042.1	480164		180/182 x 36
	1.3 i (SF413)	50		11.96	05.01	+ 2 türg 1)				
	1.3 i (SF413)	50		11.96	05.01	+ 3 türg 2)				
	1.3 i (SF413)	50		11.96	05.01	+ 5 türg 3)				
	1.3 i (SF413)	63		06.01	12.04	+ 2 türg 1)				
	1.3 i (SF413)	63		06.01	12.04	+ 3 türg 2)				
	1.3 i (SF413)	63		06.01	12.04	+ 5 türg 3)				
	1.3 i (SF413)	50		11.96	05.01	+ 4 türg 4)	24.0220-0040.1	480166		200/202 x 40
	1.3 i (SF413)	63		06.01	12.04	+ 4 türg 4)				
	1.3 i 4WD (SF413)	50		11.96	05.01					
	1.3 i 4WD (SF413)	63		06.01	12.04					

SUZUKI SWIFT III (05-10)										
	1.3 16V	68		02.05	09.10		13.0460-5700.2	605700		23973 17,0 +/-WK/S LUC
	1.3 16V 4x4	66		01.06	09.10					
	1.3 16V 4x4	68		02.05	09.10					
	1.3 DDiS	51		08.05	09.07					
	1.3 DDiS	55		08.05	09.10					
	1.5 16V 4x4	74		02.05	09.10					
	1.5 VVTi	75		02.05	09.10					
	1.6 VVTi	92		05.06	09.10					
	1.3 16V	68		02.05	09.10		24.0120-0211.1	420211		252 20,0 18,0 V +S +B
	1.3 16V 4x4	66		01.06	09.10					
	1.3 16V 4x4	68		02.05	09.10					
	1.3 DDiS	51		08.05	09.07					
	1.3 DDiS	55		08.05	09.10					
	1.5 16V 4x4	74		02.05	09.10					
	1.5 VVTi	75		02.05	09.10					
	1.6 VVTi	92		05.06	09.10		13.0460-5929.2	605929		21719 15,0 +/-WK AKE
	1.6 VVTi	92		05.06	09.10		24.0109-0160.1	409160		278 9,0 8,0 +B
	1.3 16V	68		02.05	09.10		03.0137-0466.2	650466	Herst.Land (H) 5)	200 x 32 HEB BOS
	1.3 16V 4x4	66		01.06	09.10		03.0137-9287.2	669287		Einbausatz BOS
	1.3 16V 4x4	68		02.05	09.10					
	1.3 DDiS	51		08.05	09.07					
	1.3 DDiS	55		08.05	09.10					
	1.5 16V 4x4	74		02.05	09.10					
	1.5 VVTi	75		02.05	09.10					
	1.3 16V 4x4	66		01.06	09.10		03.0137-0315.2	650315	Herst.Land (D) 6)	200 x 32
	1.3 16V 4x4	68		02.05	09.10					
	1.5 16V 4x4	74		02.05	09.10					
	1.3 16V 4x4	66		01.06	09.10		24.0220-0044.1	480192	Herst.Land (D) 6)	200/202 x 40
	1.3 16V 4x4	68		02.05	09.10					
	1.5 16V 4x4	74		02.05	09.10					
	1.3 16V	68		02.05	09.10		03.0520-6919.3	696919		19,05/200x32 TopKit BOS
	1.3 16V 4x4	66		01.06	09.10					
	1.3 16V 4x4	68		02.05	09.10					
	1.3 DDiS	51		08.05	09.07					
	1.3 DDiS	55		08.05	09.10					
	1.5 16V 4x4	74		02.05	09.10					
	1.5 VVTi	75		02.05	09.10					

SUZUKI SX4 (06-)										
	1.5 i 16V	73		06.06		Herst.Land (H) 5)	13.0460-2715.2	602715		24391 16,6 +/-WK/Zub/S LUC
	1.5 VVT	82		07.10		Herst.Land (H) 5)				
	1.6 DDiS	66		04.07						
	1.6 i 16V	88		10.07		Herst.Land (H) 5)				
	1.6 i 16V 4x4	88		07.09		Herst.Land (H) 5)				
	1.6 VVT	79		06.06		Herst.Land (H) 5)				
	1.6 VVT 4x4	79		06.06		Herst.Land (H) 5)				
	1.9 DDiS	88		06.06						
	1.9 DDiS 4x4	88		06.06						
	2.0 DDiS	99		07.09						
	2.0 DDiS 4x4	99		07.09						
	1.5 i 16V	73		06.06		Herst.Land (D) 6)	13.0460-5716.2	605716		21561 17,0 +/-WK/Zub
	1.5 VVT	82		07.10		Herst.Land (D) 6)				
	1.6 i 16V	88		10.07		Herst.Land (D) 6)				
	1.6 i 16V 4x4	88		07.09		Herst.Land (D) 6)				
	1.6 VVT	79		06.06		Herst.Land (D) 6)				
	1.6 VVT 4x4	79		06.06		Herst.Land (D) 6)				
	2.0 i 16V	107		06.06						
	2.0 i 16V 4x4	107		06.06						
	1.5 i 16V	73		06.06			24.0122-0252.1	422252		280 22,0 20,0 V +B
	1.5 VVT	82		07.10						
	1.6 DDiS	66		04.07						
	1.6 i 16V	88		10.07						
	1.6 i 16V 4x4	88		07.09						
	1.6 VVT	79		06.06						
	1.6 VVT 4x4	79		06.06						
	1.9 DDiS	88		06.06						






























1) + 2 door / + 2 porte / + 2 portes / + 2 puertas
 2) + 3 door / + 3 porte / + 3 portes / + 3 puertas
 3) + 5 door / + 5 porte / + 5 portes / + 5 puertas
 4) + 4 door / + 4 porte / + 4 portes / + 4 puertas
 5) country of manufacture (H) / paese del costruttore (H) / pays du constructeur (H) / pais del fabricante (H)
 6) country of manufacture (D) / paese del costruttore (D) / pays du constructeur (D) / pais del fabricante (D)



								
SUZUKI SX4 (06-)								
	1.9 DDiS 4x4 2.0 DDiS 2.0 DDiS 4x4 2.0 i 16V 2.0 i 16V 4x4	88 99 99 107 107		06.06 07.09 07.09 06.06 06.06		24.0122-0252.1 422252		280 22,0 20,0 V +B
	1.5 i 16V 1.5 VVT 1.6 DDiS 1.6 i 16V 1.6 i 16V 4x4 1.6 VVT 1.6 VVT 4x4 1.9 DDiS 1.9 DDiS 4x4 2.0 DDiS 2.0 DDiS 4x4 2.0 i 16V 2.0 i 16V 4x4	73 82 66 88 88 79 79 88 88 99 99 107 107		06.06 07.10 04.07 10.07 07.09 06.06 06.06 06.06 06.06 07.09 07.09 06.06 06.06		13.0460-5929.2 605929	+ ABS	21719 15,0 +/WK AKE
	1.5 i 16V 1.5 VVT 1.6 DDiS 1.6 i 16V 1.6 i 16V 4x4 1.6 VVT 1.6 VVT 4x4 1.9 DDiS 1.9 DDiS 4x4 2.0 DDiS 2.0 DDiS 4x4	73 82 66 88 88 79 79 88 88 99 99		06.06 07.10 04.07 10.07 07.09 06.06 06.06 06.06 06.06 07.09 07.09		24.0109-0167.1 409167	+ ABS	278 9,0 8,0 +B
	1.5 i 16V 1.5 VVT 1.6 DDiS 1.6 i 16V 1.6 i 16V 4x4 1.6 VVT 1.6 VVT 4x4 1.9 DDiS 1.9 DDiS 4x4 2.0 DDiS 2.0 DDiS 4x4	73 82 66 88 88 79 79 88 88 99 99		06.06 07.10 04.07 10.07 07.09 06.06 06.06 06.06 06.06 07.09 07.09	Herst.Land (H) ¹⁾ Herst.Land (H) ¹⁾ Herst.Land (H) ¹⁾ Herst.Land (H) ¹⁾ Herst.Land (H) ¹⁾ Herst.Land (H) ¹⁾	03.0137-0490.2 650490 03.0137-9287.2 669287	- ABS - ABS	220 x 35 HEB Einbausatz BOS BOS
SUZUKI VITARA (89-98)								
	1.6 1.6 Cabrio			01.89 01.89	01.95 01.95	13.0460-5967.2 13.0460-2997.2 13.0460-0449.2	605967 602997 610449	21500 15,0 +/WK 20708 15,8 /S Einbausatz AKE LUC AKE
	2.0 i V6	100		12.94	03.98	13.0460-5857.2	605857	23314 15,0 +/WK SUM
	1.6 1.6 Cabrio			01.89 01.89	01.95 01.95	24.0110-0242.1	410242	290 10,0 8,0 +B
	1.6 i 16V			02.91	12.94	24.0117-0104.1	417104	287 17,0 15,0 V
	1.6 1.6 Cabrio		160000 140000	01.89 01.89		03.0137-0224.2	650224	220 x 36
	1.6 1.6 Cabrio	160001 140001		01.95 01.95		03.0137-0286.2	650286	220 x 36
SUZUKI WAGON R+ (98-00)								
	1.0 i 16V 1.2 i 16V 1.2 i 16V 4WD	48 51 51		02.98 02.98 02.98	04.00 04.00 04.00	13.0460-5836.2	605836	23662 15,0 /Zub
	1.0 i 16V 1.2 i 16V 1.2 i 16V 4WD	48 51 51		02.98 02.98 02.98	04.00 04.00 04.00	24.0117-0105.1	417105	231 17,0 15,0 V +B
	1.0 i 16V 1.2 i 16V 1.2 i 16V 4WD	48 51 51		02.98 02.98 02.98	04.00 04.00 04.00	03.0137-0387.2 03.0137-9264.2	650387 669264	180 x 26 Einbausatz
	1.0 i 16V 1.2 i 16V	48 51		02.98 02.98	04.00 04.00	24.0218-0046.1	480184	ohne Sensorring ²⁾ 180/182 x 41
SUZUKI WAGON R+ (00-08)								
	1.0 i 12V 1.0 XT Plus	39 74		07.03 08.00	08.05 07.01	13.0460-5836.2	605836	23662 15,0 /Zub
	1.0 i 12V 1.2 i 16V 1.3 DDiS 1.3 i 16V 1.3 i 16V 1.3 i 16V 1.3 i 16V 1.3 i 16V 4WD 1.3 i 16V 4WD	44 59 51 56 65 69 56 69		06.04 06.04 09.03 05.00 08.01 09.03 10.01 09.03	04.08 04.08 04.08 08.03 04.08 04.08 08.03 04.08	13.0460-3995.2	603995	23605 15,7 +/WK/Zub/SBOS
	1.0 i 12V 1.0 XT Plus	39 74		07.03 08.00	08.05 07.01	24.0117-0105.1	417105	231 17,0 15,0 V +B
	1.3 i 16V 1.3 i 16V 4WD	56 56		05.00 10.01	08.03 08.03	24.0112-0153.1	412153	247 12,0 10,5 +B
	1.0 i 12V 1.2 i 16V	44 59		06.04 06.04	04.08 04.08	24.0117-0106.1	417106	253 17,0 15,0 V +B

¹⁾ country of manufacture (H) / paese del costruttore (H) / pays du constructeur (H) / país del fabricante (H)

²⁾ without sensor ring / senza sensori / sans secours ABS / sin anillo sensor ABS

								
SUZUKI WAGON R+ (00-08)								
	1.3 DDiS 1.3 i 16V 1.3 i 16V 1.3 i 16V 4WD	51 65 69 69		09.03 08.01 09.03 09.03	04.08 04.08 04.08 04.08	24.0117-0106.1	417106	253 17,0 15,0 V +B
	1.0 i 12V 1.0 XT Plus 1.3 i 16V 1.3 i 16V 4WD	39 74 56 56		07.03 08.00 05.00 10.01	08.05 07.01 08.03 08.03	03.0137-0387.2 03.0137-9264.2	650387 669264	180 x 26 Einbausatz 180 x 26
	1.0 i 12V 1.2 i 16V 1.3 DDiS 1.3 i 16V 1.3 i 16V 1.3 i 16V 4WD	44 59 51 65 69 69		06.04 06.04 09.03 08.01 09.03 09.03	04.08 04.08 04.08 04.08 04.08 04.08	03.0137-0465.2 03.0137-9300.2	650465 669300	200 x 29 HEB Einbausatz
	1.0 i 12V 1.0 XT Plus 1.3 i 16V	39 74 56		07.03 08.00 05.00	08.05 07.01 08.03	24.0218-0046.1 24.0218-0039.1	480184 480160	180/182 x 41 ohne Sensorring ¹⁾ 180/182 x 34,5
	1.0 i 12V 1.2 i 16V 1.3 DDiS 1.3 i 16V 1.3 i 16V 1.3 i 16V 4WD	44 59 51 65 69 69		06.04 06.04 09.03 08.01 09.03 09.03	04.08 04.08 04.08 04.08 04.08 04.08	24.0220-0045.1	480189	200/202 x 38
	1.0 i 12V 1.2 i 16V 1.3 DDiS 1.3 i 16V	44 59 51 65		06.04 06.04 09.03 08.01	04.08 04.08 04.08 04.08	03.0520-1415.3	691415	15,87/200x29 TopKit
SUZUKI X-90 (95-97)								
	1.6 i 16V 1.6 i 16V 4x4	71 71		09.95 09.95	10.97 10.97	13.0460-5967.2	605967	21500 15,0 +/WK AKE
	1.6 i 16V 1.6 i 16V 4x4	71 71		09.95 09.95	10.97 10.97	24.0110-0242.1	410242	290 10,0 8,0 +B
TOYOTA 4-RUNNER (88-96)								
	2.4 TD (LN130) 3.0 (VZN130)			08.88 08.88	03.96 11.95	13.0460-5992.2	605992	21679 15,0 +/WK
	2.4 TD (LN130) 3.0 (VZN130)			08.88 08.88	03.96 11.95	24.0120-0168.1	420168	289 20,0 18,0 V
	3.0 i V6 (VZN130) 3.0 TD (KZN130)	105 92		07.90 10.93	11.95 03.96	24.0125-0135.1	425135	291 25,0 23,0 V
	2.4 TD (LN130) 3.0 (VZN130)			08.88 08.88	03.96 11.95	03.0137-0308.2	650308	295 x 51
	2.4 TD (LN130) 3.0 (VZN130)			08.88 08.88	03.96 11.95	24.0229-5004.1	480312	295/297 x 67
TOYOTA 4-RUNNER (96-99)								
	2.7 i 16V (N180/185) 3.4 i V6 (N180/185)	112 136		11.95 11.95	06.99 - 16" Rad ²⁾ 06.99 - 16" Rad ²⁾	24.0122-0253.1	422253	297 22,0 20,0 V
	2.7 i 16V (N180/185) 3.4 i V6 (N180/185)	112 136		11.95 11.95	06.99 + 16" Rad ³⁾ 06.99 + 16" Rad ³⁾	24.0122-0185.1	422185	319 22,0 20,0 V
	2.7 i 16V (N180/185) 3.4 i V6 (N180/185)	112 136		11.95 11.95	06.99 06.99	03.0137-0308.2	650308	295 x 51
TOYOTA AURIS (06-12)								
	1.33 Dual-VVTi 1.4 D-4D 1.4 VVTi 1.6 16V 1.6 VVTi 1.8 16V 1.8 VVTi 1.8 Hybrid	74 66 71 97 91 108 100 73		05.09 03.07 03.07 05.09 03.07 02.09 10.06 09.10	09.12 09.12 09.12 09.12 09.12 09.12 09.12 09.12	13.0460-5602.2	605602	24122 19,0 +/WK/Zub
	1.4 VVTi 1.6 16V 1.6 VVTi	71 97 91		03.07 05.09 03.07	09.12 09.12 09.12	13.0460-5766.2 13.0460-5767.2	605766 605767	24337 17,5 24336 17,5 AKE
	2.0 D-4D 2.2 D-4D	93 130		03.07 03.07	09.12 09.12	13.0460-5603.2	605603	24204 19,2 +/WK/Zub
	1.4 VVTi 1.6 16V 1.6 VVTi 1.33 Dual-VVTi 1.4 D-4D 1.4 VVTi 1.6 16V 1.6 VVTi 1.8 16V	71 97 91 74 66 71 97 91 108		03.07 05.09 03.07 05.09 03.07 03.07 05.09 03.07 02.09	09.12 09.12 09.12 09.12 09.12 09.12 09.12 09.12 09.12	24.0122-0256.1 24.0126-0148.1	422256 426148	275 22,0 19,0 V +B 273 26,0 23,0 V +B

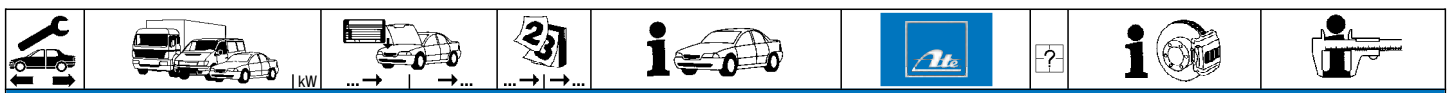
¹⁾ without sensor ring / senza sensori / sans secours ABS / sin anillo sensor ABS

²⁾ - 16" wheel / - ruota 16" / - roue 16" / - rueda 16"

³⁾ + 16" wheel / + ruota 16" / + roue 16" / + rueda 16"

⁴⁾ country of manufacture  / paese del costruttore  / pays du constructeur  / país del fabricante 

⁵⁾ country of manufacture  / paese del costruttore  / pays du constructeur  / país del fabricante 



TOYOTA AURIS (06-12)										
	1.8 VVTi	100		10.06	09.12		24.0126-0148.1	426148		273 26,0 23,0 V +B
	1.8 Hybrid	73		09.10	09.12		24.0128-0159.1	428159		296 28,0 25,0 V +B
	2.0 D-4D	93		03.07	09.12		24.0126-0156.1	426156		295 26,0 23,0 V +B
	2.2 D-4D	130		03.07	09.12					
	1.4 VVTi	71		03.07	09.12	Herst.Land Ⓟ ¹⁾	13.0460-5769.2	605769		24610 15,0 +/WK
	1.6 16V	97		05.09	09.12	Herst.Land Ⓟ ¹⁾				
	1.6 VVTi	91		03.07	09.12	Herst.Land Ⓟ ¹⁾				
	1.8 Hybrid	73		09.10	09.12					
	1.33 Dual-VVTi	74		05.09	09.12		13.0460-5604.2	605604		24664 15,2 +/WK/Zub
	1.4 D-4D	66		03.07	09.12					
	1.4 VVTi	71		03.07	09.12	Herst.Land Ⓞ ²⁾				
	1.6 16V	97		05.09	09.12	Herst.Land Ⓞ ²⁾				
	1.6 VVTi	91		03.07	09.12	Herst.Land Ⓞ ²⁾				
	1.8 16V	108		02.09	09.12					
	1.8 VVTi	100		10.06	09.12					
	2.0 D-4D	93		03.07	09.12					
	2.2 D-4D	130		03.07	09.12					
	1.4 VVTi	71		03.07	09.12	Herst.Land Ⓟ ¹⁾	24.0109-0155.1	409155		259 9,0 7,5 +B
	1.6 16V	97		05.09	09.12	Herst.Land Ⓟ ¹⁾				
	1.6 VVTi	91		03.07	09.12	Herst.Land Ⓟ ¹⁾				
	1.8 Hybrid	73		09.10	09.12					
	1.33 Dual-VVTi	74		05.09	09.12		24.0110-0337.1	410337		270 9,9 8,0 +B
	1.4 D-4D	66		03.07	09.12					
	1.4 VVTi	71		03.07	09.12	Herst.Land Ⓞ ²⁾				
	1.6 16V	97		05.09	09.12	Herst.Land Ⓞ ²⁾				
	1.6 VVTi	91		03.07	09.12	Herst.Land Ⓞ ²⁾				
	1.8 16V	108		02.09	09.12					
	1.8 VVTi	100		10.06	09.12					
	2.0 D-4D	93		03.07	09.12					
	2.2 D-4D	130		03.07	09.12					
TOYOTA AURIS (12-)										
	1.8 Hybrid	73		10.12		+ Panorama-Sonnendach ³⁾	13.0460-5766.2	605766		24337 17,5
	2.0 D-4D	91		10.12			13.0460-5603.2	605603		24204 19,2 +/WK/Zub
	2.0 D-4D	91		10.12			24.0126-0156.1	426156		295 26,0 23,0 V +B
	1.3 VVTi	73		10.12			13.0460-5604.2	605604		24664 15,2 +/WK/Zub
	1.4 D-4D	66		10.12						
	1.6 VVTi	97		10.12		Modelcode ZRE 181				
	1.3 VVTi	73		10.12			24.0110-0337.1	410337		270 9,9 8,0 +B
	1.4 D-4D	66		10.12						
	1.6 VVTi	97		10.12						
	1.8 Hybrid	73		10.12						
	2.0 D-4D	91		10.12						
TOYOTA AVENSIS (97-03)										
	1.6 i 16V (AT220)			09.97	09.00	+ HA-Trommelbremse ⁴⁾	13.0460-5809.2	605809		21975 18,2 +/WK ATE
	1.8 i 16V (AT221)			09.97	09.00	+ HA-Trommelbremse ⁴⁾				
	2.0 D4-D (CDT221)			10.99	02.03	+ HA-Trommelbremse ⁴⁾				
	2.0 i 16V (ST220)			09.97	09.00	+ HA-Trommelbremse ⁴⁾				
	2.0 TD (CT220)			09.97	02.03	+ HA-Trommelbremse ⁴⁾				
	1.6 VVTi (ZZT220)			10.00	06.01	+ HA-Scheibenbremse ⁵⁾	13.0460-5845.2	605845		21961 15,5 /WK AKE
	1.8 VVTi (ZZT221)			10.00	06.01	+ HA-Scheibenbremse ⁵⁾				
	2.0 D4-D (CDT221)			10.99	06.01	+ HA-Scheibenbremse ⁵⁾				
	2.0 i 16V (ST220)			10.00	06.01	+ HA-Scheibenbremse ⁵⁾				
	2.0 TD (CT220)			09.97	06.01	+ HA-Scheibenbremse ⁵⁾				
2.0 VVTi (AZT220)			10.00	06.01	+ HA-Scheibenbremse ⁵⁾					
	1.6 VVTi (ZZT220)			07.01	02.03	+ HA-Scheibenbremse ⁵⁾	13.0460-5844.2	605844		23996 17,5 +/WK ATE
	1.8 VVTi (ZZT221)			07.01	02.03	+ HA-Scheibenbremse ⁵⁾				
	2.0 D4-D (CDT221)			07.01	02.03	+ HA-Scheibenbremse ⁵⁾				
	2.0 i 16V (ST220)			07.01	02.03	+ HA-Scheibenbremse ⁵⁾				
	2.0 TD (CT220)			07.01	02.03	+ HA-Scheibenbremse ⁵⁾				
	2.0 VVTi (AZT220)			07.01	02.03	+ HA-Scheibenbremse ⁵⁾				
	1.6 i 16V (AT220)			09.97	09.00	+ HA-Trommelbremse ⁴⁾	24.0125-0140.1	425140		260 25,0 23,0 V +B
	1.8 i 16V (AT221)			09.97	09.00	+ HA-Trommelbremse ⁴⁾				
	2.0 D4-D (CDT221)			10.99	02.03	+ HA-Trommelbremse ⁴⁾				
	2.0 i 16V (ST220)			09.97	09.00	+ HA-Trommelbremse ⁴⁾				
2.0 TD (CT220)			09.97	02.03	+ HA-Trommelbremse ⁴⁾					
	1.6 VVTi (ZZT220)			10.00	06.01	+ HA-Scheibenbremse ⁵⁾	24.0128-0183.1	428183		275 28,0 26,0 V +B
	1.8 VVTi (ZZT221)			10.00	06.01	+ HA-Scheibenbremse ⁵⁾				
	2.0 D4-D (CDT221)			10.99	06.01	+ HA-Scheibenbremse ⁵⁾				
	2.0 i 16V (ST220)			10.00	06.01	+ HA-Scheibenbremse ⁵⁾				
	2.0 TD (CT220)			09.97	06.01	+ HA-Scheibenbremse ⁵⁾				
	2.0 VVTi (AZT220)			10.00	06.01	+ HA-Scheibenbremse ⁵⁾				
	1.6 VVTi (ZZT220)			07.01	02.03	+ HA-Scheibenbremse ⁵⁾	24.0125-0156.1	425156		276 25,0 23,0 V +B
	1.8 VVTi (ZZT221)			07.01	02.03	+ HA-Scheibenbremse ⁵⁾				
	2.0 D4-D (CDT221)			07.01	02.03	+ HA-Scheibenbremse ⁵⁾				
	2.0 i 16V (ST220)			07.01	02.03	+ HA-Scheibenbremse ⁵⁾				
	2.0 TD (CT220)			07.01	02.03	+ HA-Scheibenbremse ⁵⁾				
	2.0 VVTi (AZT220)			07.01	02.03	+ HA-Scheibenbremse ⁵⁾				

¹⁾ country of manufacture Ⓟ / paese del costruttore Ⓟ / pays du constructeur Ⓟ / país del fabricante Ⓟ
²⁾ country of manufacture Ⓞ / paese del costruttore Ⓞ / pays du constructeur Ⓞ / país del fabricante Ⓞ
³⁾ + panoramic sunroof / + tetto panoramico / + toit panoramique / + techo panorámico
⁴⁾ + RA drum brake / + P freno a tamburo / + frein à tambour essieu AR / + ET-tambores de freno
⁵⁾ + RA disc brake / + P disco freno / + frein à disque essieu AR / + ET-disco de freno
































TOYOTA AVENSIS (97-03)















	1.6 VVTi (ZZT220)		10.00	06.01	13.0460-5840.2	605840		21833	15,0 +/WK	AKE
	1.8 VVTi (ZZT221)		10.00	06.01						
	2.0 D4-D (CDT221)		10.99	06.01						
	2.0 i 16V (ST220)		10.00	06.01						
	2.0 TD (CT220)		09.97	06.01						
	2.0 VVTi (AZT220)		10.00	06.01						
	1.6 VVTi (ZZT220)		07.01	02.03	13.0460-5869.2	605869		24013	14,9 +/WK	LUC
	1.8 VVTi (ZZT221)		07.01	02.03						
	2.0 D4-D (CDT221)		07.01	02.03						
	2.0 i 16V (ST220)		07.01	02.03						
	2.0 TD (CT220)		07.01	02.03						
	2.0 VVTi (AZT220)		07.01	02.03						
	1.6 VVTi (ZZT220)		10.00	06.01	24.0110-0305.1	410305		288	10,0 8,5 +B	
	1.8 VVTi (ZZT221)		10.00	06.01						
	2.0 D4-D (CDT221)		10.99	06.01						
	2.0 i 16V (ST220)		10.00	06.01						
	2.0 TD (CT220)		09.97	06.01						
	2.0 VVTi (AZT220)		10.00	06.01						
	1.6 VVTi (ZZT220)		07.01	02.03	24.0110-0284.1	410284		271	10,0 9,0 +B	
	1.8 VVTi (ZZT221)		07.01	02.03						
	2.0 D4-D (CDT221)		07.01	02.03						
	2.0 i 16V (ST220)		07.01	02.03						
	2.0 TD (CT220)		07.01	02.03						
	2.0 VVTi (AZT220)		07.01	02.03						
	1.6 i 16V (AT220)		09.97	09.00	03.0137-0365.2	650365		229 x 37	HEB	Einbausatz
	1.8 i 16V (AT221)		09.97	09.00						
	2.0 D4-D (CDT221)		10.99	02.03						
	2.0 i 16V (ST220)		09.97	09.00						
	2.0 TD (CT220)		09.97	02.03						
	1.6 i 16V (AT220)		09.97	09.00	24.0222-8031.1	480152		229/229,6	x 58	
	1.8 i 16V (AT221)		09.97	09.00						
	2.0 D4-D (CDT221)		10.99	02.03						
	2.0 i 16V (ST220)		09.97	09.00						
	2.0 TD (CT220)		09.97	02.03						
	1.6 i 16V (AT220)		09.97	09.00	03.0520-8420.3	698420		20,64/229x37	TopKit	LUC
	1.8 i 16V (AT221)		09.97	09.00						
	2.0 D4-D (CDT221)		10.99	02.03						
	2.0 i 16V (ST220)		09.97	09.00						
	2.0 TD (CT220)		09.97	02.03						
	1.6 VVTi (ZZT220)		10.00	02.03	03.0137-0402.2	650402		170	x 40	
	1.8 VVTi (ZZT221)		10.00	02.03						
	2.0 D4-D (CDT221)		10.99	02.03						
	2.0 i 16V (ST220)		10.00	02.03						
	2.0 TD (CT220)		09.97	02.03						
	2.0 VVTi (AZT220)		10.00	02.03						

TOYOTA AVENSIS (03-09)

	1.6 i 16V	81	04.03	12.07	13.0460-5813.2	605813		23768	19,3 +/WK	BOS
	1.8 i 16V	95	04.03	12.07						
	2.0 D-4D	85	04.03	04.06						
	2.0 D-4D	93	03.06	12.07						
	2.0 i 16V	108	04.03	12.07						
	2.2 D-4D	110	10.05	12.07						
	2.2 D-CAT	130	07.05	12.07						
	2.4 i 16V	120	10.03	12.07						
2.4 i 16V	125	09.03	12.07							
	1.6 i 16V	81	04.03	01.09	24.0126-0139.1	426139		277	26,0 24,0 V +B	
	1.8 i 16V	95	04.03	01.09						
	2.0 D-4D	85	04.03	04.06						
	2.0 D-4D	93	03.06	01.09						
	2.0 i 16V	108	04.03	01.09						
	2.4 i 16V	120	10.03	01.09						
	2.4 i 16V	125	09.03	01.09						
	2.2 D-4D	110	10.05	01.09						
2.2 D-CAT	130	07.05	01.09							
	1.6 i 16V	81	04.03	01.09	13.0460-5814.2	605814		23620	16,4 +/WK	BOS
	1.8 i 16V	95	04.03	01.09						
	2.0 D-4D	85	04.03	04.06						
	2.0 D-4D	93	03.06	01.09						
	2.0 i 16V	108	04.03	01.09						
	2.2 D-4D	110	10.05	01.09						
	2.2 D-CAT	130	07.05	01.09						
	2.4 i 16V	120	10.03	01.09						
2.4 i 16V	125	09.03	01.09							
	1.6 i 16V	81	04.03	01.09	24.0110-0311.1	410311		280	10,0 9,0 +B	
	1.8 i 16V	95	04.03	01.09						
	2.0 D-4D	85	04.03	04.06						
	2.0 D-4D	93	03.06	01.09						
	2.0 i 16V	108	04.03	01.09						
	2.4 i 16V	120	10.03	01.09						
	2.4 i 16V	125	09.03	01.09						
	2.2 D-4D	110	10.05	01.09						
2.2 D-CAT	130	07.05	01.09							



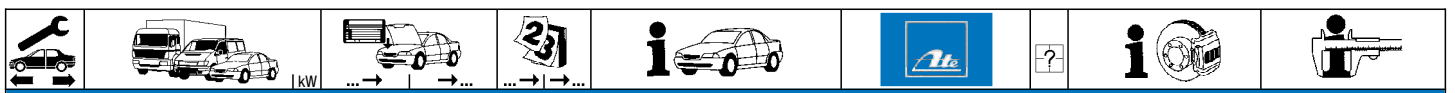
																				
TOYOTA AVENSIS (03-09)																				
	1.6 i 16V	81		04.03	01.09			03.0137-0459.2	650459								172 x 32			
	1.8 i 16V	95		04.03	01.09			03.0137-9294.2	669294								Einbausatz			
	2.0 D-4D	85		04.03	04.06															
	2.0 D-4D	93		03.06	01.09															
	2.0 i 16V	108		04.03	01.09															
	2.2 D-4D	110		10.05	01.09															
	2.2 D-CAT	130		07.05	01.09															
	2.4 i 16V	120		10.03	01.09															
	2.4 i 16V	125		09.03	01.09															
TOYOTA AVENSIS (09-)																				
	1.6 i 16V	97		02.09				13.0460-5603.2	605603								24204	19,2 +/WK/Zub		
	1.8 i 16V	108		02.09																
	2.0 D-4D	91		11.11																
	2.0 D-4D	93		02.09																
	2.0 i 16V	112		02.09																
	1.6 i 16V	97		02.09				24.0126-0156.1	426156									295 26,0 23,0 V +B		
	1.8 i 16V	108		02.09																
	2.0 D-4D	91		11.11																
	2.0 D-4D	93		02.09																
	2.0 i 16V	112		02.09																
	2.2 D-4D	110		02.09				24.0126-0160.1	426160									320 26,0 23,0 V +B		
	2.2 D-4D	130		02.09																
	1.6 i 16V	97		02.09				13.0460-3853.2	603853									24885	16,8 +/WK/Zub BOS	
	1.8 i 16V	108		02.09																
	2.0 D-4D	91		11.11																
	2.0 D-4D	93		02.09																
	2.0 i 16V	112		02.09																
	2.2 D-4D	110		02.09																
	2.2 D-4D	130		02.09																
	1.6 i 16V	97		02.09				24.0111-0169.1	411169										290 11,0 9,0 +B	
	1.8 i 16V	108		02.09																
	2.0 D-4D	91		11.11																
	2.0 D-4D	93		02.09																
	2.0 i 16V	112		02.09																
	2.2 D-4D	110		02.09																
	2.2 D-4D	130		02.09																
TOYOTA AVENSIS VERSO (01-05)																				
	2.0 D4-D (CLM20)	85		08.01	07.05			13.0460-5846.2	605846									23836	17,0 AKE	
	2.0 VVTi (ACM20)	110		08.01	07.05															
	2.0 D4-D (CLM20)	85		08.01	07.05			24.0128-0115.1	428115										275 28,0 26,0 V +B	
	2.0 VVTi (ACM20)	110		08.01	07.05															
	2.0 D4-D (CLM20)	85		08.01	07.05			13.0460-5847.2	605847										23646	16,5 +/WK SUM
	2.0 VVTi (ACM20)	110		08.01	07.05															
	2.0 D4-D (CLM20)	85		08.01	07.05			24.0112-0164.1	412164										291 12,0 10,5	
	2.0 VVTi (ACM20)	110		08.01	07.05															
	2.0 D4-D (CLM20)	85		08.01	07.05			03.0137-0400.2	650400										190 x 45	
	2.0 VVTi (ACM20)	110		08.01	07.05			03.0137-9272.2	669272										Einbausatz	
TOYOTA AYGO (05-)																				
	1.0 i 12V	50		07.05				13.0460-3829.2	603829										23959	17,0 /Zub/S BOS
	1.0 i 12V GPL	50		07.05																
	1.4 HDi	40		07.05	08.10															
	1.0 i 12V	50		07.05				24.0120-0180.1	420180										247 20,0 18,0 V +S +B	
	1.0 i 12V GPL	50		07.05																
	1.4 HDi	40		07.05	08.10															
	1.0 i 12V	50		07.05				03.0137-0466.2	650466										200 x 32 HEB BOS	
	1.0 i 12V GPL	50		07.05				03.0137-9287.2	669287										Einbausatz BOS	
	1.4 HDi	40		07.05	08.10															
	1.0 i 12V	50		07.05				24.0220-0046.1	480193										200/201 x 44	
	1.0 i 12V GPL	50		07.05																
	1.4 HDi	40		07.05	08.10															
	1.0 i 12V	50		07.05				03.0520-4117.3	694117										17,46/200x32 TopKit BOS	
	1.0 i 12V GPL	50		07.05																
	1.4 HDi	40		07.05	08.10															
TOYOTA CAMRY (91-96)																				
	2.2 i (SXV10)			06.91	07.93			24.0128-0114.1	428114										255 28,0 26,0 V	
	2.2 i (SXV10)			08.93	08.96			24.0128-0115.1	428115										275 28,0 26,0 V +B	
	3.0 i V6 (VCV10)			06.91	08.96															
	2.2 i (SXV10)			06.91	08.96 + ABS			13.0460-5835.2	605835										20076	15,5 +/WK AKE
	3.0 i V6 (VCV10)			06.91	08.96															
	2.2 i (SXV10)			06.91	08.96 + ABS			24.0110-0700.1	410700										269 10,0 9,0	

								
TOYOTA CAMRY (91-96)								
	2.2 i (SXV10)		06.91	08.96	- ABS	03.0137-0318.2	650318	229 x 41
TOYOTA CAMRY (96-01)								
	2.2 i 16V (SXV20) 3.0 i V6 (MCV20)		08.96	11.01		24.0128-0115.1	428115	275 28,0 26,0 V +B
	2.2 i 16V (SXV20) 3.0 i V6 (MCV20)		08.96	07.99		13.0460-5835.2	605835	20076 15,5 +/WK AKE
	2.2 i 16V (SXV20) 3.0 i V6 (MCV20)		08.96	11.01	+ 14" Rad ¹⁾	24.0110-0700.1	410700	269 10,0 9,0
	2.2 i 16V (SXV20) 3.0 i V6 (MCV20)		08.96	11.01		03.0137-0402.2	650402	170 x 40
TOYOTA CAMRY (01-05)								
	2.0 VVTi (ACV31) 110 2.4 VVTi (ACV30) 112 3.0 i V6 (MCV30) 137		12.01	12.05		13.0460-5743.2	605743	23928 17,3
	2.0 VVTi (ACV31) \neq 110 2.4 VVTi (ACV30) \neq 112 3.0 i V6 (MCV30) \neq 137		12.01	12.05		24.0128-0190.1	428190	296 28,0 26,0 V
	2.0 VVTi (ACV31) \neq 110 2.4 VVTi (ACV30) \neq 112 3.0 i V6 (MCV30) \neq 137		12.01	12.05		24.0128-0212.1	428212	296 28,0 26,0 V
	2.0 VVTi (ACV31) 110 2.4 VVTi (ACV30) 112 3.0 i V6 (MCV30) 137		12.01	12.05		13.0460-5738.2	605738	23702 15,1 /Zub
	2.0 VVTi (ACV31) 110 2.4 VVTi (ACV30) 112 3.0 i V6 (MCV30) 137		12.01	12.05		03.0137-0402.2	650402	170 x 40
TOYOTA CAMRY (06-)								
	2.4 VVTi (ACV40) 116 2.4 VVTi (ACV40) 123 2.4 VVTi Hybrid 105 3.5 VVTi (GSV40) 197		01.06	01.06		13.0460-5764.2	605764	24350 17,3 /Zub AKE
	2.4 VVTi (ACV40) 116 2.4 VVTi (ACV40) 123 2.4 VVTi Hybrid 105 3.5 VVTi (GSV40) 197		01.06	01.06		24.0128-0159.1	428159	296 28,0 25,0 V +B
	2.4 VVTi (ACV40) 116 2.4 VVTi (ACV40) 123 2.4 VVTi Hybrid 105 3.5 VVTi (GSV40) 197		01.06	01.06		13.0460-5765.2	605765	24338 15,5 AKE
	2.4 VVTi (ACV40) 116 2.4 VVTi (ACV40) 123 2.4 VVTi Hybrid 105 3.5 VVTi (GSV40) 197		01.06	01.06		03.0137-0402.2	650402	170 x 40
TOYOTA CAMRY (11-)								
	2.5 VVTi (ASV50) 133 2.5 VVTi (ASV50) 135 3.5 VVTi (GSV50) 204		01.12	01.12		24.0128-0159.1	428159	Herst.Land \odot ²⁾ 296 28,0 25,0 V +B
TOYOTA CARINA II (87-92)								
	1.6 (AT171) 2.0 (ST171) 2.0 D (CT170)		12.87	01.92	+ 13" Rad ³⁾	13.0460-5976.2	605976	20870 15,0 AKE
	1.6 (AT171) 2.0 (ST171)		12.87	01.92	+ 14" Rad ¹⁾	13.0460-0325.2	610325	Einbausatz AKE
	1.6 (AT171) 2.0 (ST171) 2.0 D (CT170)		12.87	01.92	+ 14" Rad ¹⁾	13.0460-0333.2	610333	Einbausatz SUM
	1.6 (AT171) 2.0 (ST171) 2.0 D (CT170)		12.87	01.92	+ 13" Rad ³⁾	24.0122-0153.1	422153	238 22,0 21,0 V
	1.6 (AT171) 2.0 (ST171)		12.87	01.92	+ 14" Rad ¹⁾	24.0122-0154.1	422154	255 22,0 21,0 V
	2.0 (ST171)		12.87	01.92		24.0110-0241.1	410241	269 10,0 9,0
	1.6 (AT171) 2.0 (ST171) 2.0 D (CT170)		12.87	01.92		03.0137-0313.2	650313	200 x 37
	1.6 (AT171) 2.0 (ST171) 2.0 D (CT170)		12.87	01.92	+ 13" Rad ³⁾	03.0137-9114.2	669114	Einbausatz
	1.6 (AT171) 2.0 (ST171) 2.0 D (CT170)		12.87	01.92	+ 13" Rad ³⁾	24.0220-0024.1	480085	200/201 x 55

¹⁾ + 14" wheel / + ruota 14" / + roue 14" / + rueda 14"

²⁾ country of manufacture \odot / paese del costruttore \odot / pays du constructeur \odot / pais del fabricante \odot

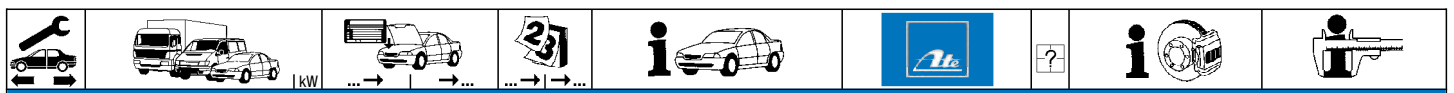
³⁾ + 13" wheel / + ruota 13" / + roue 13" / + rueda 13"



TOYOTA CARINA E (92-97)											
	1.6 i (AT190) 1.8 i (AT191) 2.0 D (CT190) 2.0 i (ST191)			02.92 02.92 02.92 02.92	09.97 09.97 09.97 09.97		13.0460-5951.2 13.0460-0441.2	605951 610441		21601 17,5 +/WK Einbausatz	SUM SUM
	1.6 i (AT190) 2.0 D (CT190) 1.8 i (AT191) 2.0 i (ST191)			02.92 02.92 02.92 02.92	09.97 09.97 09.97 09.97		24.0125-0124.1 24.0128-0113.1 24.0128-0116.1	425124 428113 428116		255 24,9 24,0 V +B 255 28,0 26,0 V 255 28,0 26,0 V	
	2.0 GTi (ST191)			02.92	02.94		13.0460-5835.2	605835		20076 15,5 +/WK	AKE
	1.6 i (AT190) 1.8 i (AT191) 2.0 D (CT190) 2.0 i (ST191)			02.92 02.92 02.92 02.92	12.95 12.95 12.95 12.95	+ Hosei Bremse ¹⁾ + Hosei Bremse ¹⁾ + Hosei Bremse ¹⁾ + Hosei Bremse ¹⁾	03.0137-0313.2 03.0137-9114.2	650313 669114		200 x 37 Einbausatz	
	1.6 i (AT190) 1.8 i (AT191) 2.0 D (CT190) 2.0 i (ST191)			01.96 01.96 01.96 01.96	09.97 09.97 09.97 09.97		03.0137-0375.2 03.0137-9301.2	650375 669301	für LUCAS-System ²⁾	200 x 37 HEB Einbausatz	LUC LUC
	1.6 i (AT190) 1.8 i (AT191) 2.0 D (CT190) 2.0 i (ST191)			02.92 02.92 02.92 02.92	09.97 09.97 09.97 09.97		24.0220-0022.1	480083		200/201 x 55	
	2.0 GTi (ST191)			03.94	09.97		03.0137-0402.2	650402		170 x 40	
TOYOTA CELICA (89-93)											
	1.6 i (AT180)	77		10.89	11.93		13.0460-5976.2 13.0460-0325.2	605976 610325		20870 15,0 Einbausatz	AKE AKE
	2.0 i (ST182) 2.0 Turbo 4x4 (ST185)	115		10.89 10.89	11.93 11.93		13.0460-0333.2	610333		Einbausatz	SUM
	1.6 i (AT180) 2.0 i (ST182) 2.0 Turbo 4x4 (ST185)	77 115		08.91 10.89	11.93 11.93		24.0122-0178.1	422178		255 22,0 20,0 V	
	2.0 i (ST182)	115		10.89	11.93		24.0125-0144.1 24.0110-0241.1	425144 410241		277 25,0 23,0 V 269 10,0 9,0	
	1.6 i (AT180)	77		10.89	11.93		03.0137-0313.2 03.0137-9114.2	650313 669114		200 x 37 Einbausatz	
	1.6 i (AT180)	77		10.89	07.91		24.0220-0024.1	480085		200/201 x 55	
TOYOTA CELICA (93-99)											
	1.8 i (AT200)			11.93	11.99		13.0460-5951.2 13.0460-0441.2	605951 610441		21601 17,5 +/WK Einbausatz	SUM SUM
	1.8 i (AT200)			11.93	11.99		24.0125-0124.1	425124		255 24,9 24,0 V +B	
	1.8 i (AT200) 2.0 i 16V (ST202)			11.93 11.93	11.99 11.99		13.0460-5835.2	605835		20076 15,5 +/WK	AKE
	1.8 i (AT200) 2.0 i 16V (ST202)			11.93 11.93	11.99 11.99		24.0110-0350.1 24.0109-0148.1	410350 409148		269 10,0 9,0 +B 269 9,0 8,0	
	1.8 i (AT200) 2.0 i 16V (ST202) 2.0 Turbo 4x4 (ST205)			11.93 11.93 02.94	11.99 11.99 11.99		03.0137-0402.2	650402		170 x 40	
TOYOTA CELICA (99-05)											
	1.8 VVTi (ZZT230) 1.8 VVTi TS (ZZT231) 1.8 VVTi (ZZT230) 1.8 VVTi TS (ZZT231)	105 141 105 141		11.99 11.99 08.02 08.02	07.02 07.02 09.05 09.05		13.0460-5810.2 13.0460-5817.2 13.0460-5817.2	605810 605817 605817		23510 16,5 +/WK 23526 17,5 /WE 23526 17,5 /WE	AKE AKE AKE
	1.8 VVTi (ZZT230) 1.8 VVTi (ZZT230) 1.8 VVTi TS (ZZT231)	105 105 141		11.99 08.02 11.99	07.02 09.05 09.05		24.0125-0124.1 24.0125-0700.1	425124 425700		255 24,9 24,0 V +B 275 25,0 23,0 V	
	1.8 VVTi (ZZT230) 1.8 VVTi TS (ZZT231)	105 141		11.99 11.99	09.05 09.05		13.0460-5812.2 13.0460-0136.2	605812 610136		23521 14,0 +/WK Einbausatz	SUM SUM
	1.8 VVTi (ZZT230) 1.8 VVTi TS (ZZT231)	105 141		11.99 11.99	09.05 09.05		24.0109-0711.1	409711		269 9,0 7,5 +B	
	1.8 VVTi (ZZT230) 1.8 VVTi TS (ZZT231)	105 141		11.99 11.99	09.05 09.05		03.0137-0459.2 03.0137-9294.2	650459 669294		172 x 32 Einbausatz	

¹⁾ + Hosei brake / + freno Hosei / + freins Hosei / + freno de Hosei
²⁾ for LUCAS system / per sistema LUCAS / pour système LUCAS / para sistema LUCAS






TOYOTA COROLLA (87-92)										
	1.3 (EE90) 1.6 (AE92) 1.6 4WD (AE95) 1.8 D (CE90)		05.87 05.87 05.87 05.87	05.92 05.92 05.92 05.92		13.0460-5976.2 13.0460-0325.2	605976 610325		20870 15,0 Einbausatz	AKE AKE
	1.3 (EE90) 1.3 (EE90) 1.6 (AE92) 1.6 4WD (AE95) 1.8 D (CE90) 1.6 GTi (AE92)		05.87 05.87 05.87 05.87 05.87 05.87	08.89 05.92 05.92 05.92 05.92 05.92		24.0112-0140.1 24.0118-0110.1 24.0122-0188.1	412140 418110 422188		238 12,0 11,0 238 18,0 17,0 V 258 22,0 21,0 V	
	1.6 GTi (AE92) 1.6 GTi (AE92)		05.87 05.87	05.92 05.92	- ABS + ABS	24.0109-0128.1 24.0109-0128.1	409128 409128		242 9,0 8,0 242 9,0 8,0	
	1.3 (EE90) 1.6 (AE92) 1.8 D (CE90)		05.87 05.87 05.87	05.92 05.92 05.92	+ Limousine ¹⁾ + Limousine ¹⁾ + Limousine ¹⁾	03.0137-0221.2 03.0137-9114.2	650221 669114		200 x 37/30 Einbausatz	
	1.3 (EE90) 1.6 (AE92) 1.8 D (CE90)		05.87 05.87 05.87	05.92 05.92 05.92	+ Kombiwagen ²⁾ + Kombiwagen ²⁾ + Kombiwagen ²⁾	03.0137-0313.2 03.0137-9114.2	650313 669114		200 x 37 Einbausatz	
	1.3 (EE90) 1.6 (AE92) 1.8 D (CE90)		05.87 05.87 05.87	05.92 05.92 05.92		24.0220-0024.1	480085		200/201 x 55	

TOYOTA COROLLA (92-97)										
	1.3 16V (EE101) 1.6 (AE101) 1.8 (AE102) 1.8 (AE103) 2.0 D (CE100)		05.92 05.92 05.92 05.95 05.92	04.97 04.97 05.95 04.97 04.97	+ Europa ³⁾ + Europa ³⁾ + Europa ³⁾ + Europa/ + Kombiwagen ⁴⁾ + Europa/ - GUS-Staaten ⁵⁾	13.0460-5951.2 13.0460-0441.2	605951 610441		21601 17,5 +/-WK Einbausatz	SUM SUM
	1.3 (EE100) 1.3 (EE105) 1.3 16V (EE101) 1.5 (AE100) 1.5 (EE104) 1.5 (EE108) 1.6 (AE101) 1.6 GT APEX (AE101) 1.8 (AE102) 2.0 D (CE100)		05.92 05.92 05.92 05.92 05.92 05.92 05.92 05.92 05.92 05.92	05.95 04.97 04.97 04.97 04.97 04.97 04.97 05.95 05.95 04.97	- Europa ⁶⁾ - Europa ⁶⁾ - Europa ⁶⁾ - Europa ⁶⁾ - Europa ⁶⁾ - Europa ⁶⁾ - Europa ⁶⁾ - Europa/ + Coupe ⁷⁾ - Europa ⁶⁾ - Europa/ + GUS-Staaten ⁸⁾	13.0460-5976.2 13.0460-0325.2	605976 610325		20870 15,0 Einbausatz	AKE AKE
	1.3 (EE100) 1.3 16V (EE101) 1.6 (AE101) 1.8 (AE102) 1.8 (AE103) 2.0 D (CE100)		05.92 05.92 05.92 05.92 05.95 05.92	05.95 04.97 04.97 05.95 04.97 04.97	+ Europa ³⁾ + Europa ³⁾ + Europa ³⁾ + Europa ³⁾ + Europa/ + Kombiwagen ⁴⁾ + Europa/ - GUS-Staaten ⁵⁾	24.0118-0110.1 24.0122-0158.1	418110 422158		238 18,0 17,0 V 255 22,0 20,0 V +B	
	1.6 GT APEX (AE101) 1.8 (AE102)		05.92 05.92	05.95 05.95	+ Coupe ⁹⁾ + Europa ³⁾	24.0109-0159.1	409159		266 9,0 8,0 +B	
	1.3 (EE100) 1.3 16V (EE101) 1.6 (AE101) 2.0 D (CE100)		05.92 05.92 05.92 05.92	05.95 04.97 04.97 04.97	+ Europa ³⁾ + Europa ³⁾ + Europa ³⁾ + Europa ³⁾	03.0137-0221.2 03.0137-9114.2	650221 669114		200 x 37/30 Einbausatz	
	1.3 (EE100) 1.3 (EE105) 1.3 16V (EE101) 1.5 (AE100) 1.5 (EE104) 1.5 (EE108) 1.6 (AE101) 1.8 (AE102) 1.8 (AE103) 2.0 D (CE100)		05.92 05.92 05.92 05.92 05.92 05.92 05.92 05.92 05.95 05.92	05.95 04.97 04.97 04.97 04.97 04.97 04.97 04.97 04.97 04.97	- Europa ⁶⁾ - Europa ⁶⁾ - Europa ⁶⁾ - Europa ⁶⁾ - Europa ⁶⁾ - Europa ⁶⁾ - Europa ⁶⁾ - Europa ⁶⁾ - Europa/ + Kombiwagen ¹⁰⁾ - Europa ⁶⁾	03.0137-0313.2 03.0137-9114.2	650313 669114		200 x 37 Einbausatz	
	1.3 (EE100) 1.3 16V (EE101) 1.6 (AE101) 2.0 D (CE100)		05.92 05.92 05.92 05.92	05.95 04.97 04.97 04.97	+ Europa ³⁾ + Europa ³⁾ + Europa ³⁾ + Europa ³⁾	24.0220-0023.1	480084		200/201 x 55	
	1.3 (EE100) 1.3 16V (EE101) 1.5 (AE100) 1.6 (AE101) 1.8 (AE102) 2.0 D (CE100)		05.92 05.92 05.92 05.92 05.92 05.92	05.95 04.97 04.97 04.97 05.95 04.97	- Europa ⁶⁾ - Europa ⁶⁾ - Europa ⁶⁾ - Europa ⁶⁾ - Europa ⁶⁾ - Europa ⁶⁾	24.0220-0023.1	480084		200/201 x 55	

TOYOTA COROLLA (97-02)										
	1.4 i (EE111) 1.4 i 16V (ZZE111) 1.6 i (AE111) 1.6 i 16V (ZZE112)	63 71 81 81	05.97 02.00 05.97 02.00	01.00 12.01 01.00 12.01	+ Schlechtwegeausführung ¹¹⁾ + Schlechtwegeausführung ¹¹⁾ + Schlechtwegeausführung ¹¹⁾ + Schlechtwegeausführung ¹¹⁾	13.0460-5976.2	605976		20870 15,0	AKE
	1.4 i (EE111) 1.4 i 16V (ZZE111) 1.6 i (AE111) 1.6 i 16V (ZZE112) 1.8 i 16V AWD (AE115) 1.9 D (WZE110)	63 71 81 81 81 51	05.97 02.00 05.97 02.00 05.97 02.00	01.00 12.01 01.00 12.01 12.01 12.01	- Schlechtwegeausführung ¹²⁾ - Schlechtwegeausführung ¹²⁾ - Schlechtwegeausführung ¹²⁾ - Schlechtwegeausführung ¹²⁾ + Kombiwagen ²⁾	13.0460-5951.2 13.0460-0074.2	605951 610074		21601 17,5 +/-WK Einbausatz	SUM

¹⁾ + Saloon / + Berlina / + Berline / + Berlina
²⁾ + Estate / + Station Wagon / + Break / + Break
³⁾ + Europe / + Europa / + Europe / + Europe
⁴⁾ + Europe/ + Estate / + Europa/ + Station Wagon / + Europe/ + Break / + Europa/ + Break
⁵⁾ + Europe/ - GUS States / + Europa/ - Stati del GUS / + Europe/ - Etats de la CEI / + Europa/ - estados del GUS
⁶⁾ - Europe / - Europa / - Europe / - Europa
⁷⁾ - Europe/ + Coupe / - Europa/ + Coupé / - Europe/ + Coupé / - Europa/ + Coupé
⁸⁾ - Europe/ + GUS-States / - Europa/ + Stati del GUS / - Europe/ + Etats de la CEI / - Europa/ + estados del GUS
⁹⁾ + Coupe / + Coupé / + Coupé / + Coupé
¹⁰⁾ - Europe/ + Estate / - Europa/ + Station Wagon / - Europe/ + Break / - Europa/ + Break
¹¹⁾ + rough road construction / + versione per percorsi accidentati / + version pour mauvaise route / + versión 4x4
¹²⁾ - rough road construction / - versione per percorsi accidentati / - version pour mauvaise route / - versión 4x4



TOYOTA COROLLA (97-02)

	2.0 D (CE110) 2.0 D-4D (CDE110)	53 66		05.97 09.00	01.00 12.01		13.0460-5951.2 13.0460-0074.2	605951 610074			21601 17,5 +/WK Einbausatz	SUM
	1.4 i (EE111) 1.4 i 16V (ZZE111) 1.6 i (AE111) 1.6 i 16V (ZZE112) 1.8 i 16V AWD (AE115) 1.9 D (WZE110) 2.0 D (CE110) 2.0 D-4D (CDE110)	63 71 81 81 81 51 53 66		05.97 02.00 05.97 02.00 05.97 02.00 05.97 09.00	01.00 12.01 01.00 12.01 12.01 12.01 01.00 12.01	- Schlechtwegeausführung ¹⁾ - Schlechtwegeausführung ¹⁾ - Schlechtwegeausführung ¹⁾ - Schlechtwegeausführung ¹⁾ + Kombiwagen ²⁾	24.0122-0158.1	422158			255 22,0 20,0 V +B	
	1.4 i (EE111) 1.4 i 16V (ZZE111) 1.6 i (AE111) 1.6 i 16V (ZZE112) 1.9 D (WZE110) 2.0 D (CE110) 2.0 D-4D (CDE110)	63 71 81 81 51 53 66		08.98 10.99 08.98 10.99 10.99 08.98 10.99	09.99 12.01 09.99 12.01 12.01 09.99 12.01	Herst.Land ³⁾ Herst.Land ³⁾ Herst.Land ³⁾	13.0460-5835.2	605835			20076 15,5 +/WK	AKE
	1.4 i 16V (ZZE111) 1.6 i 16V (ZZE112) 1.9 D (WZE110)	71 81 51		10.99 10.99 10.99	12.01 12.01 12.01	Herst.Land ⁴⁾ Herst.Land ⁴⁾ Herst.Land ⁴⁾	13.0460-5840.2	605840			21833 15,0 +/WK	AKE
	1.4 i (EE111) 1.4 i 16V (ZZE111) 1.6 i (AE111) 1.6 i 16V (ZZE112) 1.9 D (WZE110) 2.0 D (CE110) 2.0 D-4D (CDE110)	63 71 81 81 51 53 66		08.98 02.00 08.98 02.00 02.00 08.98 09.00	01.00 12.01 01.00 12.01 12.01 01.00 12.01	Herst.Land ³⁾ Herst.Land ³⁾ Herst.Land ³⁾	24.0109-0159.1	409159			266 9,0 8,0 +B	
	1.4 i (EE111) 1.4 i 16V (ZZE111) 1.6 i (AE111) 1.6 i 16V (ZZE112) 1.8 i 16V AWD (AE115) 1.9 D (WZE110) 2.0 D (CE110)	63 71 81 81 81 51 53		05.97 02.00 05.97 02.00 05.97 02.00 05.97	01.00 12.01 01.00 12.01 12.01 12.01 01.00	+ Kombiwagen ²⁾	03.0137-0313.2 03.0137-9114.2	650313 669114			200 x 37 Einbausatz	
	1.4 i (EE111) 1.4 i 16V (ZZE111) 1.6 i (AE111) 1.6 i 16V (ZZE112) 1.8 i 16V AWD (AE115) 1.9 D (WZE110) 2.0 D (CE110)	63 71 81 81 81 51 53		05.97 02.00 05.97 02.00 05.97 02.00 05.97	01.00 12.01 01.00 12.01 12.01 12.01 01.00	+ Kombiwagen ²⁾	03.0137-0375.2 03.0137-9301.2	650375 669301	Herst.Land ⁴⁾	200 x 37 HEB Einbausatz	LUC LUC	
	1.4 i (EE111) 1.4 i 16V (ZZE111) 1.6 i (AE111) 1.6 i 16V (ZZE112) 1.9 D (WZE110) 2.0 D (CE110)	63 71 81 81 51 53		05.97 02.00 05.97 02.00 02.00 05.97	01.00 12.01 01.00 12.01 12.01 01.00		24.0220-0023.1	480084			200/201 x 55	

TOYOTA COROLLA (02-04)

	1.4 VVTi (ZZE120) 1.6 VVTi (ZZE121) 2.0 D-4D (CDE120)	71 81 66		01.02 01.02 01.02	05.04 05.04 05.04		13.0460-5810.2 13.0460-5817.2	605810 605817	Herst.Land ³⁾ Herst.Land ³⁾		23510 16,5 +/WK 23526 17,5 /WK	AKE AKE
	1.4 VVTi (ZZE120) 1.6 VVTi (ZZE121) 1.8 VVTLi TS (ZZE123) 2.0 D-4D (CDE120) 2.0 D-4D (CDE120) 2.0 D-4D (CDE120)	71 81 141 66 81 85		02.02 08.02 01.02 08.02 01.02 05.03	05.04 05.04 05.04 05.04 05.04 05.04		13.0460-5815.2 13.0460-0138.2	605815 610138	Herst.Land ⁴⁾ Herst.Land ⁴⁾		23766 17,8 +/WK Einbausatz	LUC LUC
	1.4 VVTi (ZZE120) 1.6 VVTi (ZZE121) 2.0 D-4D (CDE120)	71 81 66		01.02 01.02 01.02	05.04 05.04 05.04		24.0125-0155.1	425155			255 25,0 23,0 V +B	
	1.8 VVTLi TS (ZZE123) 2.0 D-4D (CDE120) 2.0 D-4D (CDE120) 2.0 D-4D (CDE120)	141 66 81 85		01.02 08.02 01.02 05.03	05.04 05.04 05.04 05.04		24.0125-0168.1 24.0125-0157.1	425168 425157	Herst.Land ³⁾ Herst.Land ⁴⁾		275 25,0 23,0 V +B 275 25,0 23,0 V +B	
	1.4 VVTi (ZZE120) 1.6 VVTi (ZZE121) 2.0 D-4D (CDE120)	71 81 66		01.02 01.02 01.02	05.04 05.04 05.04		13.0460-5812.2 13.0460-0136.2	605812 610136	Herst.Land ³⁾ Herst.Land ³⁾		23521 14,0 +/WK Einbausatz	SUM SUM
	1.4 VVTi (ZZE120) 1.6 VVTi (ZZE121) 1.8 VVTLi TS (ZZE123) 2.0 D-4D (CDE120) 2.0 D-4D (CDE120) 2.0 D-4D (CDE120)	71 81 141 66 81 85		02.02 08.02 01.02 08.02 01.02 05.03	05.04 05.04 05.04 05.04 05.04 05.04		13.0460-5819.2	605819	Herst.Land ⁴⁾		23816 16,0 /WK	LUC
	1.4 VVTi (ZZE120) 1.6 VVTi (ZZE121) 2.0 D-4D (CDE120)	71 81 66		01.02 01.02 01.02	05.04 05.04 05.04		24.0109-0139.1	409139	Herst.Land ³⁾		269 9,0 8,0 +B	
	1.4 VVTi (ZZE120) 1.6 VVTi (ZZE121)	71 81		02.02 08.02	05.04 05.04		24.0109-0138.1	409138	Herst.Land ⁴⁾		258 9,0 8,0 +B	
	1.8 VVTLi TS (ZZE123) 2.0 D-4D (CDE120) 2.0 D-4D (CDE120) 2.0 D-4D (CDE120)	141 66 81 85		01.02 08.02 01.02 05.03	05.04 05.04 05.04 05.04		24.0109-0140.1	409140	Herst.Land ⁴⁾		279 9,0 8,0 +B	

























¹⁾ - rough road construction / - versione per percorsi accidentati / - version pour mauvaise route / - versión 4x4

²⁾ + Estate / + Station Wagon / + Break / + Break























³⁾ country of manufacture ³⁾ / paese del costruttore ³⁾ / pays du constructeur ³⁾ / país del fabricante ³⁾




⁴⁾ country of manufacture ⁴⁾ / paese del costruttore ⁴⁾ / pays du constructeur ⁴⁾ / país del fabricante ⁴⁾
































													
TOYOTA COROLLA (02-04)													
	1.4 VVTi (ZZE120)	71		01.02	05.04	03.0137-0459.2	650459	Herst.Land ¹⁾	172 x 32 Einbausatz				
	1.6 VVTi (ZZE121)	81		01.02	05.04					03.0137-9294.2	669294		
	2.0 D-4D (CDE120)	66		01.02	05.04								
	1.4 VVTi (ZZE120)	71		02.02	05.04	03.0137-0464.2	650464	Herst.Land ²⁾	172 x 22 HEB				
	1.6 VVTi (ZZE121)	81		08.02	05.04								
	1.8 VVTi TS (ZZE123)	141		01.02	05.04								
	2.0 D-4D (CDE120)	66		08.02	05.04								
2.0 D-4D (CDE120)	81		01.02	05.04									
2.0 D-4D (CDE120)	85		05.03	05.04									
TOYOTA COROLLA (04-06)													
	1.4 D-4D (NDE120)	66		06.04	10.06	13.0460-5815.2	605815		23766 17,8 +/-WK Einbausatz	LUC LUC			
	1.4 VVTi (ZZE120)	71		06.04	10.06						13.0460-0138.2	610138	
	1.6 VVTi (ZZE121)	81		06.04	10.06								
	1.8 VVTi (ZZE123)	141		06.04	10.06								
	2.0 D-4D (CDE120)	85		06.04	10.06								
	1.4 VVTi (ZZE120)	71		06.04	10.06	24.0125-0155.1	425155		255 25,0 23,0 V +B				
	1.6 VVTi (ZZE121)	81		06.04	10.06								
	1.8 VVTi (ZZE123)	141		06.04	10.06								
	2.0 D-4D (CDE120)	85		06.04	10.06								
	1.4 D-4D (NDE120)	66		06.04	10.06	13.0460-5819.2	605819		23816 16,0 /WK	LUC			
	1.4 VVTi (ZZE120)	71		06.04	10.06								
	1.6 VVTi (ZZE121)	81		06.04	10.06								
	1.8 VVTi (ZZE123)	141		06.04	10.06								
	2.0 D-4D (CDE120)	85		06.04	10.06								
	1.4 VVTi (ZZE120)	71		06.04	10.06	24.0109-0138.1	409138		258 9,0 8,0 +B				
	1.6 VVTi (ZZE121)	81		06.04	10.06								
	1.8 VVTi (ZZE123)	141		06.04	10.06								
	1.4 D-4D (NDE120)	66		06.04	10.06	24.0109-0140.1	409140		279 9,0 8,0 +B				
	2.0 D-4D (CDE120)	85		06.04	10.06								
	1.4 D-4D (NDE120)	66		06.04	10.06	03.0137-0464.2	650464		172 x 22 HEB				
	1.4 VVTi (ZZE120)	71		06.04	10.06								
	1.6 VVTi (ZZE121)	81		06.04	10.06								
	1.8 VVTi (ZZE123)	141		06.04	10.06								
	2.0 D-4D (CDE120)	85		06.04	10.06								
TOYOTA COROLLA (06-)													
	1.4 D-4D (NDE150)	66		01.09		13.0460-5602.2	605602		24122 19,0 +/-WK/Zub				
	1.33 16V (NRE150)	74		10.08						13.0460-5767.2	605767	24336 17,5	AKE
	1.4 VVTi (ZZE150)	71		11.06	12.08								
	1.6 VVTi (ZRE151)	91		11.06	12.08								
	1.6 VVTi (ZRE151)	97		01.09									
	2.0 D-4D (ADE150)	93		01.07									
	1.4 D-4D (NDE150)	66		01.09		13.0460-5603.2	605603		24204 19,2 +/-WK/Zub				
	1.33 16V (NRE150)	74		10.08						24.0126-0148.1	426148	273 26,0 23,0 V +B	
	1.4 VVTi (ZZE150)	71		11.06	12.08								
	1.6 VVTi (ZRE151)	91		11.06	12.08								
	1.6 VVTi (ZRE151)	97		01.09									
	2.0 D-4D (ADE150)	93		01.07									
	1.33 16V (NRE150)	74		10.08		13.0460-5769.2	605769		24610 15,0 +/-WK				
	1.4 VVTi (ZZE150)	71		11.06	12.08								
	1.6 VVTi (ZRE151)	91		11.06	12.08								
	1.6 VVTi (ZRE151)	97		01.09									
	1.4 D-4D (NDE150)	66		01.09						13.0460-5604.2	605604	24664 15,2 +/-WK/Zub	
	2.0 D-4D (ADE150)	93		01.07									
	1.33 16V (NRE150)	74		10.08		24.0109-0155.1	409155		259 9,0 7,5 +B				
	1.4 VVTi (ZZE150)	71		11.06	12.08								
	1.6 VVTi (ZRE151)	91		11.06	12.08								
	1.6 VVTi (ZRE151)	97		01.09									
	1.4 D-4D (NDE150)	66		01.09						24.0110-0337.1	410337	270 9,9 8,0 +B	
2.0 D-4D (ADE150)	93		01.07										
TOYOTA COROLLA VERSO (02-04)													
	1.4 VVTi (ZZE120)	71		01.02	05.04	13.0460-5810.2	605810		23510 16,5 +/-WK	AKE			
	1.6 VVTi (ZZE121)	81		01.02	05.04								
	1.8 VVTi (ZZE122)	99		01.02	05.04								
	2.0 D-4D (CDE120)	66		01.02	05.04								
	1.4 VVTi (ZZE120)	71		01.02	05.04	24.0125-0155.1	425155		255 25,0 23,0 V +B				
	1.6 VVTi (ZZE121)	81		01.02	05.04								
	1.8 VVTi (ZZE122)	99		01.02	05.04								
	1.4 VVTi (ZZE120)	71		01.02	05.04	13.0460-5812.2	605812		23521 14,0 +/-WK	SUM SUM			
	1.6 VVTi (ZZE121)	81		01.02	05.04						13.0460-0136.2	610136	
	1.8 VVTi (ZZE122)	99		01.02	05.04								
	2.0 D-4D (CDE120)	66		01.02	05.04								
	1.4 VVTi (ZZE120)	71		01.02	05.04	24.0109-0139.1	409139		269 9,0 8,0 +B				
	1.6 VVTi (ZZE121)	81		01.02	05.04								
	1.8 VVTi (ZZE122)	99		01.02	05.04								
	2.0 D-4D (CDE120)	66		01.02	05.04								

¹⁾ country of manufacture ¹⁾ / paese del costruttore ¹⁾ / pays du constructeur ¹⁾ / país del fabricante ¹⁾
²⁾ country of manufacture ²⁾ / paese del costruttore ²⁾ / pays du constructeur ²⁾ / país del fabricante ²⁾

								
TOYOTA COROLLA VERSO (02-04)								
	1.4 VVTi (ZZE120)	71		01.02	05.04			
	1.6 VVTi (ZZE121)	81		01.02	05.04	03.0137-0459.2	650459	172 x 32
	1.8 VVTi (ZZE122)	99		01.02	05.04	03.0137-9294.2	669294	Einbausatz
	2.0 D-4D (CDE120)	66		01.02	05.04			
TOYOTA COROLLA VERSO (04-09)								
	1.6 VVTi (ZNR10)	81		05.04	03.09	13.0460-5813.2	605813	23768 19,3 +/WK
	1.8 VVTi (ZNR11)	95		05.04	03.09	13.0460-0454.2	610454	Einbausatz
	2.0 D-4D (CUR10)	85		05.04	03.09			
	2.2 D-4D (AUR10)	100		09.05	03.09			
	2.2 D-4D (AUR10)	130		09.05	03.09			
	1.6 VVTi (ZNR10)	81		05.04	03.09	24.0126-0138.1	426138	295 26,0 24,0 V +B
	1.8 VVTi (ZNR11)	95		05.04	03.09			
	2.0 D-4D (CUR10)	85		05.04	03.09			
	2.2 D-4D (AUR10)	100		09.05	03.09			
	2.2 D-4D (AUR10)	130		09.05	03.09			
	1.6 VVTi (ZNR10)	81		05.04	03.09	13.0460-5814.2	605814	23620 16,4 +/WK
	1.8 VVTi (ZNR11)	95		05.04	03.09	13.0460-0256.2	610256	Einbausatz
	2.0 D-4D (CUR10)	85		05.04	03.09			
	2.2 D-4D (AUR10)	100		09.05	03.09			
	2.2 D-4D (AUR10)	130		09.05	03.09			
	1.6 VVTi (ZNR10)	81		05.04	03.09	24.0110-0320.1	410320	290 10,0 8,5 +B
	1.8 VVTi (ZNR11)	95		05.04	03.09			
	2.0 D-4D (CUR10)	85		05.04	03.09			
	2.2 D-4D (AUR10)	100		09.05	03.09			
	2.2 D-4D (AUR10)	130		09.05	03.09			
	1.6 VVTi (ZNR10)	81		05.04	03.09	03.0137-3020.2	653020	180 x 32 HEB
	1.8 VVTi (ZNR11)	95		05.04	03.09			
	2.0 D-4D (CUR10)	85		05.04	03.09			
	2.2 D-4D (AUR10)	100		09.05	03.09			
	2.2 D-4D (AUR10)	130		09.05	03.09			
TOYOTA DYNA 100/150 (01-)								
	2.5 D4d (150)	75		08.01	08.06	03.0137-0481.2	650481	260 x 87
	3.0 D4d (100/150)	80		09.06				
TOYOTA FJ CRUISER (11-)								
	4.0 VVTi (GSJ10)	178		01.11		13.0460-5747.2	605747	24024 17,0 +/WK
	4.0 VVTi 4WD (GSJ15)	178		01.11				
	4.0 VVTi (GSJ10)	178		01.11		13.0460-5744.2	605744	21947 15,4
	4.0 VVTi 4WD (GSJ15)	178		01.11				
	4.0 VVTi (GSJ10)	178		01.11		03.0137-3007.2	653007	209 x 45
	4.0 VVTi 4WD (GSJ15)	178		01.11				
TOYOTA HIACE (95-06)								
	2.0 (KLH12)	74		08.95	04.98 - ABS	13.0460-5722.2	605722	21468 15,5
	2.4 (RCH12/22)	85		08.95	04.98 - ABS			
	2.4 4WD (RCH18/28)	85		08.95	04.98 - ABS			
	2.4 D (LXH12/18)	55		08.95	08.01 - ABS			
	2.4 TD (LXH12/22)	66		08.95	08.01 - ABS			
	2.4 TD 4WD (LXH18/28)	66		08.95	08.01 - ABS			
	2.5 D-4D (KLH1/2)	65		11.01	08.06 - ABS			
	2.5 D-4D (KLH1/2)	75		11.01	08.06 - ABS			
	2.7 (RCH13/23)	105		04.98	06.06 - ABS			
	2.7 4WD (RCH19/29)	105		04.98	06.06 - ABS			
	3.0 D (RCH13)	65		08.01	10.03 - ABS			
	2.4 D (LXH12/18)	55		07.99	08.01 + ABS	13.0460-5722.2	605722	21468 15,5
	2.4 TD (LXH12/22)	66		07.99	08.01 + ABS			
	2.5 D-4D (KLH1/2)	65		11.01	08.06 + ABS			
	2.5 D-4D (KLH1/2)	75		11.01	08.06 + ABS			
	2.7 (RCH13/23)	105		07.99	06.06 + ABS			
	3.0 D (RCH13)	65		08.01	10.03 + ABS			
	2.0 (KLH12)	74		08.95	04.98	24.0128-0189.1	428189	285 28,0 26,0 V
	2.4 (RCH12/22)	85		08.95	04.98			
	2.4 D (LXH12/18)	55		08.95	08.01			
	2.4 TD (LXH12/22)	66		08.95	08.01			
	2.5 D-4D (KLH1/2)	65		11.01	08.06			
	2.5 D-4D (KLH1/2)	75		11.01	08.06			
	2.7 (RCH13/23)	105		04.98	06.06			
	3.0 D (RCH13)	65		08.01	10.03			
	2.0 (KLH12)	74		08.95	04.98	03.0137-0468.2	650468	270 x 55
	2.4 (RCH12/22)	85		08.95	04.98			
	2.4 4WD (RCH18/28)	85		08.95	04.98			
	2.4 D (LXH12/18)	55		08.95	08.01			
	2.4 TD (LXH12/22)	66		08.95	08.01			
	2.4 TD 4WD (LXH18/28)	66		08.95	08.01			
	2.5 D-4D (KLH1/2)	65		11.01	08.06			
	2.5 D-4D (KLH1/2)	75		11.01	08.06			
	2.7 (RCH13/23)	105		04.98	06.06			
	2.7 4WD (RCH19/29)	105		04.98	06.06			
	3.0 D (RCH13)	65		08.01	10.03			

								
TOYOTA HIACE (95-06)								
	2.0 (KLH12) 2.4 (RCH12/22) 2.4 D (LXH12/18) 2.4 TD (LXH12/22) 2.7 (RCH13/23) 3.0 D (RCH13)	74 85 55 66 105 65		08.95 08.95 08.95 08.95 04.98 08.01	04.98 04.98 08.01 08.01 06.06 10.03	24.0227-0004.1	480303	270/272 x 66,5
TOYOTA HIACE (06-)								
	2.5 D-4D 2.5 D-4D 2.5 D-4D 4x4	70 86 86		09.06 09.06 09.06		13.0460-5722.2	605722	21468 15,5
	2.5 D-4D 2.5 D-4D	70 86		09.06 09.06		24.0128-0189.1	428189	285 28,0 26,0 V
	2.5 D-4D 2.5 D-4D 2.5 D-4D 4x4	70 86 86		09.06 09.06 09.06		03.0137-0468.2	650468	270 x 55
	2.5 D-4D 2.5 D-4D	70 86		09.06 09.06		24.0227-0004.1	480303	270/272 x 66,5
TOYOTA HILUX (88-97)								
	1.8 (YN85/90) 2.4 D (LN85/90) 2.4 D 4WD (LN85/90)			08.88 08.88 01.94	07.97 07.97 07.97	13.0460-5938.2	605938	21158 15,5 AKE
	2.0 4WD (YN106) 2.0 4WD (YN110) 2.4 D 4WD (LN105/110) 2.4 i 4WD (RN106/110)			08.88 08.88 08.88 08.88	07.97 07.97 07.97 07.97	13.0460-5992.2	605992	21679 15,0 +WK
	1.8 (YN85/90) 2.0 4WD (YN106) 2.4 D (LN85/90) 2.4 D 4WD (LN85/90)			08.88 08.88 08.88 01.94	07.97 07.97 07.97 07.97	24.0125-0118.1	425118	257 25,0 23,0 V
	2.0 4WD (YN110) 2.4 D 4WD (LN105/110) 2.4 i 4WD (RN106/110)			08.88 08.88 08.88	07.97 07.97 07.97	24.0120-0168.1	420168	289 20,0 18,0 V
	1.8 (YN85/90) 2.4 D (LN85/90)			08.88 08.88	07.97 07.97	03.0137-0226.2	650226	254 x 58
	2.0 4WD (YN106) 2.0 4WD (YN110) 2.4 D (LN85/90) 2.4 D 4WD (LN105/110) 2.4 D 4WD (LN85/90) 2.4 i 4WD (RN106/110)			08.88 08.88 08.88 08.88 01.94 08.88	07.97 07.97 07.97 07.97 07.97 07.97	03.0137-0308.2	650308	295 x 51
	2.0 4WD (YN110) 2.4 D 4WD (LN85/90) 2.4 i 4WD (RN106/110)			08.88 01.94 08.88	07.97 07.97 07.97	24.0229-5004.1	480312	295/297 x 67
TOYOTA HILUX (97-05)								
	2.4 D 2.5 D-4D	55 65		08.97 11.01	01.02 07.05	13.0460-5892.2	605892	21689 15,5
	2.4 i 4WD 2.4 i 4WD 2.4 TD 4WD 2.5 D-4D 4WD	88 103 66 75		08.97 08.97 08.97 11.01	07.01 07.01 01.02 07.05	13.0460-5992.2	605992	21679 15,0 +WK
	2.4 D 2.5 D-4D	55 65		08.97 11.01	01.02 07.05	24.0125-0118.1	425118	257 25,0 23,0 V
	2.4 i 4WD 2.4 i 4WD 2.4 TD 4WD 2.5 D-4D 4WD	88 103 66 75		08.97 08.97 08.97 11.01	07.01 07.01 01.02 07.05	24.0120-0168.1	420168	289 20,0 18,0 V
	2.4 i 4WD 2.4 i 4WD 2.4 TD 4WD 2.5 D-4D 4WD	88 103 66 75		08.97 08.97 08.97 11.01	07.01 07.01 01.02 07.05	03.0137-0308.2	650308	295 x 51
	2.4 D 2.5 D-4D	55 65		08.99 11.01	01.02 07.05	24.0225-4018.1	480197	254/256 x 62
	2.4 i 4WD 2.4 i 4WD 2.4 TD 4WD 2.5 D-4D 4WD	88 103 66 75		08.97 08.97 08.97 11.01	07.01 07.01 01.02 07.05	24.0229-5004.1	480312	295/297 x 67
TOYOTA HILUX (05-)								
	2.5 D-4D (KUN15) 2.5 D-4D (KUN15)	75 88		06.06 12.07		13.0460-5616.2	605616	+ kurzer Radstand ¹⁾ 24567 16,0
	2.5 D-4D (KUN15) 2.5 D-4D (KUN15)	75 88		06.06 12.07		24.0128-0249.1	428249	258 28,0 26,0 V +B
	2.5 D-4D (KUN15) 2.5 D-4D (KUN15)	75 88		06.06 12.07		03.0137-0483.2	650483	254 x 51
	2.5 D-4D 4x4 (KUN25) 2.5 D-4D 4x4 (KUN25) 2.5 D-4D 4x4 (KUN25)	75 88 106		08.05 12.07 12.07		03.0137-0485.2	650485	295 x 62





























¹⁾ + short wheel base / + passo lungo / + empattement court / + distancia corta entre ejes

































								
TOYOTA HILUX (05-)								
	3.0 D-4D 4x4 (KUN26)	126		12.07		03.0137-0485.2	650485	295 x 62
	2.5 D-4D 4x4 (KUN25)	75		08.05		24.0229-5003.1	480306	295/297 x 67
	2.5 D-4D 4x4 (KUN25)	88		12.07				
	2.5 D-4D 4x4 (KUN25)	106		12.07				
	3.0 D-4D 4x4 (KUN26)	126		12.07				
TOYOTA IQ (09-)								
	1.0 i 12V	50		01.09		13.0460-5810.2	605810	23510 16,5 +/WK AKE
	1.33	69		01.09				
	1.33	72		01.09				
	1.4 D-4D	66		01.09				
	1.0 i 12V	50		01.09		24.0120-0219.1	420219	255 20,0 18,0 V +B
	1.33	69		01.09				
	1.33	72		01.09				
	1.4 D-4D	66		01.09				
	1.0 i 12V	50		01.09	+ ABS	13.0460-5769.2	605769	24610 15,0 +/WK
	1.33	69		01.09	+ ABS			
	1.33	72		01.09	+ ABS			
	1.4 D-4D	66		01.09	+ ABS			
	1.0 i 12V	50		01.09	+ ABS	24.0109-0156.1	409156	259 9,0 7,5 +B
	1.33	69		01.09	+ ABS			
	1.33	72		01.09	+ ABS			
	1.4 D-4D	66		01.09	+ ABS			
TOYOTA LAND CRUISER 70-75 (90-96)								
	2.4 (RJ70/73)			01.90	12.96 + HA-Scheibenbremse ¹⁾	13.0460-5992.2	605992	21679 15,0 +/WK
	2.4 TD (LJ70/73)			01.90	05.96 + HA-Scheibenbremse ¹⁾			
	3.4 D (BJ73)			01.90	12.96			
	3.5 D (PZJ70)			01.90	12.96			
	3.5 D (PZJ73)			01.90	12.96			
	3.5 D (PZJ75)			01.90	12.96			
	4.2 TD (HZJ70/73)			01.90	12.96			
	2.4 (RJ70/73)			01.90	12.96 + HA-Trommelbremse ²⁾	13.0460-5893.2	605893	21777 14,7 +/WK
	2.4 TD (LJ70/73)			01.90	05.96 + HA-Trommelbremse ²⁾			
	2.4 (RJ70/73)			01.90	12.96 + HA-Scheibenbremse ¹⁾	24.0120-0153.1	420153	302 20,0 19,0 V
	2.4 TD (LJ70/73)			01.90	05.96 + HA-Scheibenbremse ¹⁾			
	3.4 D (BJ73)			01.90	12.96			
	3.5 D (PZJ70)			01.90	12.96			
	3.5 D (PZJ73)			01.90	12.96			
	3.5 D (PZJ75)			01.90	12.96			
	4.2 TD (HZJ70/73)			01.90	12.96			
	2.4 (RJ70/73)			01.90	12.96 + HA-Trommelbremse ²⁾	24.0113-0105.1	413105	302 12,5 11,5
	2.4 TD (LJ70/73)			01.90	05.96 + HA-Trommelbremse ²⁾			
	2.4 (RJ70/73)			01.90	12.96	13.0460-5744.2	605744	21947 15,4
	2.4 TD (LJ70/73)			01.90	05.96			
	4.2 TD (HZJ70/73)			01.90	12.96			
	2.4 (RJ70/73)			01.90	04.93	03.0137-0193.2	650193	254 x 52
	2.4 TD (LJ70/73)			01.90	04.93	03.0137-9115.2	669115	Einbausatz
	2.4 (RJ70/73)			05.93	12.96	03.0137-0308.2	650308	295 x 51
	2.4 TD (LJ70/73)			05.93	05.96			
	3.4 D (BJ73)			01.90	12.96	24.0229-5002.1	480156	295/297 x 69
	3.5 D (PZJ70)			01.90	12.96 + HA voll schwimmend gelagert ³⁾			
	3.5 D (PZJ73)			01.90	12.96 + HA voll schwimmend gelagert ³⁾			
	3.5 D (PZJ75)			01.90	12.96 + HA voll schwimmend gelagert ³⁾			
	4.2 TD (HZJ70/73)			01.90	12.96 + HA voll schwimmend gelagert ³⁾			
TOYOTA LAND CRUISER STATION WAGON 80 (90-97)								
	4.0 i (FJ80)			01.90	08.92	13.0460-5745.2	605745	21775 15,0 +/WK SUM
	4.2 D (HZJ80)			01.90	12.97			
	4.2 TD (HDJ80)			01.90	12.97			
	4.5 i 24V (FZJ80)			08.92	12.97			
	4.5 i 24V (FZJ80)			08.92	12.97	24.0132-0111.1	432111	311 32,0 30,0 V
	4.0 i (FJ80)			01.90	08.92	13.0460-5744.2	605744	21947 15,4
	4.2 D (HZJ80)			01.90	12.97			
	4.2 TD (HDJ80)			01.90	12.97			
	4.5 i 24V (FZJ80)			08.92	12.97			
TOYOTA LAND CRUISER 90-95 (96-02)								
	3.0 D-4D (KDJ90/95)	120		08.00	08.02	13.0460-5992.2	605992	21679 15,0 +/WK
	3.0 TD (KZJ90/95)	92		04.96	07.00			
	3.4 i 24V (VZJ90/95)	131		04.96	08.02			
	3.0 D-4D (KDJ90/95)	120		08.00	08.02	24.0122-0185.1	422185	319 22,0 20,0 V
	3.0 TD (KZJ90/95)	92		04.96	07.00			
	3.4 i 24V (VZJ90/95)	131		04.96	08.02			
	3.0 D-4D (KDJ90/95)	120		08.00	08.02	13.0460-5744.2	605744	21947 15,4
	3.0 TD (KZJ90/95)	92		04.96	07.00			
	3.4 i 24V (VZJ90/95)	131		04.96	08.02			

































¹⁾ + RA disc brake / + P disco freno / + frein à disque essieu AR / + ET-disco de freno























²⁾ + RA drum brake / + P freno a tamburo / + frein à tambour essieu AR / + ET-tambores de freno


























³⁾ + RA fully floating mounting / + P supporto flottante / + essieu AR flottant / + eje trasero flotante

								
TOYOTA LAND CRUISER 90-95 (96-02)								
	3.0 D-4D (KD.J90/95) 3.0 TD (KZ.J90/95) 3.4 i 24V (VZ.J90/95)	120 92 131		08.00 04.96 04.96	08.02 07.00 08.02	24.0118-0709.1	418709	312 18,0 16,0 V +B
	3.0 D-4D (KD.J90/95) 3.0 TD (KZ.J90/95) 3.4 i 24V (VZ.J90/95)	120 92 131		08.00 04.96 04.96	08.02 07.00 08.02	03.0137-3007.2	653007	209 x 45
TOYOTA LAND CRUISER 100 (98-08)								
	4.2 TDi (HD.J100) 4.7 V8 (UZ.J100) 4.7 V8 (UZ.J100)	150 173 175		11.01 11.01 05.02	07.08 04.02 07.08	13.0460-5746.2	605746	23524 17,4 +/WK SUM
	4.2 TDi (HD.J100) 4.7 V8 (UZ.J100) 4.7 V8 (UZ.J100)	150 173 175		01.98 01.98 05.02	07.08 04.02 07.08	24.0132-0148.1	432148	313 32,0 30,0 V +B
	4.2 TDi (HD.J100) 4.7 V8 (UZ.J100) 4.7 V8 (UZ.J100)	150 173 175		01.98 01.98 05.02	07.08 04.02 07.08	13.0460-5749.2	605749	23539 17,3
	4.2 TDi (HD.J100) 4.7 V8 (UZ.J100) 4.7 V8 (UZ.J100)	150 173 175		01.98 01.98 05.02	07.08 04.02 07.08	24.0118-0143.1	418143	329 18,0 16,0 V +B
	4.2 TDi (HD.J100) 4.7 V8 (UZ.J100) 4.7 V8 (UZ.J100)	150 173 175		01.98 01.98 05.02	07.08 04.02 07.08	03.0137-3008.2	653008	230 x 45
TOYOTA LAND CRUISER 120 (03-)								
	3.0 D-4D 3.0 D-4D 3.0 D-4D 4.0 VVTi	120 122 127 183		01.03 01.05 11.06 01.03		13.0460-5747.2	605747	24024 17,0 +/WK
	3.0 D-4D 3.0 D-4D 3.0 D-4D 4.0 VVTi	120 122 127 183		01.03 01.05 11.06 01.03	10.06	24.0128-0194.1	428194	338 28,0 26,0 V +B
	3.0 D-4D 3.0 D-4D 3.0 D-4D 4.0 VVTi	120 122 127 183		01.03 01.05 11.06 01.03	10.06	13.0460-5744.2	605744	21947 15,4
	3.0 D-4D 3.0 D-4D 3.0 D-4D 4.0 VVTi	120 122 127 183		01.03 01.05 11.06 01.03	10.06	24.0118-0709.1	418709	312 18,0 16,0 V +B
	3.0 D-4D 3.0 D-4D 3.0 D-4D 4.0 VVTi	120 122 127 183		01.03 01.05 11.06 01.03	10.06	03.0137-3007.2	653007	209 x 45
TOYOTA LAND CRUISER 150 (10-)								
	2.7 4WD 3.0 D-4D 3.0 D-4D 4.0 V6 Dual VVTi 4.0 V6 VVTi 4.6 V8 4WD	120 127 140 205 207 227		01.10 03.10 01.10 01.10 01.10 09.10		13.0460-5747.2	605747	24024 17,0 +/WK
	2.7 4WD 3.0 D-4D 3.0 D-4D 4.0 V6 Dual VVTi 4.0 V6 VVTi	120 127 140 205 207		01.10 03.10 01.10 01.10 01.10		13.0460-5744.2	605744	21947 15,4
	2.7 4WD 3.0 D-4D 3.0 D-4D 4.0 V6 Dual VVTi 4.0 V6 VVTi	120 127 140 205 207		01.10 03.10 01.10 01.10 01.10		03.0137-3007.2	653007	209 x 45
TOYOTA LAND CRUISER 200 (07-)								
	4.5 D (VD.J200) 4.5 D (VD.J200) 4.7 V8 (UZ.J200) 4.7 V8 (UZ.J200)	151 210 198 212		08.07 01.08 08.07 01.08		13.0460-5618.2	605618	24386 17,9 +/WK/Zub
	4.5 D (VD.J200) 4.5 D (VD.J200) 4.7 V8 (UZ.J200) 4.7 V8 (UZ.J200)	151 210 198 212		08.07 01.08 08.07 01.08		13.0460-5619.2	605619	24653 17,3 /Zub
TOYOTA MR2 (89-00)								
	2.0 i 16V 2.0 i 16V 2.0 i 16V (SW20)	125 129 115		12.89 12.89 12.89	11.91 11.91 11.91	24.0125-0129.1	425129	258 25,0 24,0 V
TOYOTA MR2 (00-05)								
	1.8 VVTi (ZZW30)	103		04.00	09.05	13.0460-5810.2	605810	23510 16,5 +/WK AKE

								
TOYOTA MR2 (00-05)								
	1.8 VVTi (ZZW30)	103		04.00	09.05		24.0120-0175.1 420175 24.0320-0175.1 520175	255 20,0 18,0 V +B 255 20,0 18,0 V +B PD
TOYOTA PASEO (91-95)								
	1.5 i 16V (EL44)	85		04.91	07.95		13.0460-5976.2 605976 13.0460-0325.2 610325	20870 15,0 Einbausatz AKE AKE
	1.5 i 16V (EL44)	85		04.91	07.95		03.0137-0257.2 650257 03.0137-9114.2 669114	180 x 28 Einbausatz
TOYOTA PASEO (95-99)								
	1.5 i 16V (EL54)	66		08.95	12.99		13.0460-5976.2 605976	20870 15,0 AKE
	1.5 i 16V (EL54)	66		08.95	12.99		03.0137-0257.2 650257 03.0137-9080.2 669080	180 x 28 Einbausatz
TOYOTA PICNIC (96-01)								
	2.0 i 16V (SXM10) 2.2 TD (CXM10)	66		09.96 09.97	12.01 04.01		13.0460-5951.2 605951 13.0460-0441.2 610441	21601 17,5 +/WK Einbausatz SUM SUM
	2.0 i 16V (SXM10) 2.2 TD (CXM10)	66		09.96 09.97	12.01 04.01		24.0128-0114.1 428114	255 28,0 26,0 V
	2.0 i 16V (SXM10) 2.2 TD (CXM10)	66		09.96 09.97	12.01 04.01		03.0137-0398.2 650398	229 x 42
TOYOTA PREVIA (90-00)								
	2.4 i (TCR10) 2.4 i (TCR20) 2.4 i 4x4 (TCR11) 2.4 i 4x4 (TCR21)	97 110 97 110		05.90 05.90 05.90 05.90	08.00 08.00 08.00 08.00	- ABS - ABS - ABS - ABS	13.0460-5968.2 605968 13.0460-0450.2 610450	21780 15,5 +/WK Einbausatz
	2.4 i (TCR10) 2.4 i (TCR20) 2.4 i 4x4 (TCR11) 2.4 i 4x4 (TCR21)	97 110 97 110		05.90 05.90 05.90 05.90	08.00 08.00 08.00 08.00	- ABS - ABS - ABS - ABS	24.0125-0116.1 425116 24.0122-0183.1 422183	255 25,0 23,0 V 279 22,0 20,0 V
	2.4 i (TCR10) 2.4 i (TCR20) 2.4 i 4x4 (TCR11) 2.4 i 4x4 (TCR21)	97 110 97 110		10.90 05.90 05.90 05.90	08.00 08.00 08.00 08.00	+ ABS + ABS + ABS + ABS	24.0125-0126.1 425126	271 25,0 23,0 V
	2.4 i (TCR10) 2.4 i (TCR20) 2.4 i 4x4 (TCR11) 2.4 i 4x4 (TCR21)	97 110 97 110		05.90 05.90 05.90 05.90	08.00 08.00 08.00 08.00	+ ABS + ABS + ABS + ABS	13.0460-5862.2 605862 13.0460-0325.2 610325	21688 15,3 Einbausatz AKE
	2.4 i (TCR10) 2.4 i (TCR20) 2.4 i 4x4 (TCR11) 2.4 i 4x4 (TCR21)	97 110 97 110		05.90 05.90 05.90 05.90	08.00 08.00 08.00 08.00	+ ABS + ABS + ABS + ABS	24.0118-0119.1 418119	291 18,0 17,0 V
	2.4 i (TCR10) 2.4 i (TCR20) 2.4 i 4x4 (TCR11) 2.4 i 4x4 (TCR21)	97 110 97 110		05.90 05.90 05.90 05.90	05.94 05.94 08.00 08.00	- ABS - ABS - ABS - ABS	03.0137-9203.2 669203 03.0137-0193.2 650193	Einbausatz 254 x 52
	2.4 i (TCR10) 2.4 i (TCR20)	97 110		05.90 05.90	08.00 08.00	- ABS - ABS	24.0225-4010.1 480126	254/256 x 63
	2.4 i (TCR10) 2.4 i (TCR20) 2.4 i 4x4 (TCR11) 2.4 i 4x4 (TCR21)	97 110 97 110		05.90 05.90 05.90 05.90	08.00 08.00 08.00 08.00	+ ABS + ABS + ABS + ABS	03.0137-0400.2 650400 03.0137-9272.2 669272	190 x 45 Einbausatz
TOYOTA PREVIA (00-05)								
	2.0 D-4D (CLR30) 2.4 VVTi (ACR30)	85 115		03.01 08.00	03.03 03.03		13.0460-5891.2 605891	23513 17,0 AKE
	2.0 D-4D (CLR30) 2.4 VVTi (ACR30)	85 115		04.03 04.03	12.05 12.05		13.0460-5894.2 605894	23759 17,0
	2.0 D-4D (CLR30) 2.4 VVTi (ACR30)	85 115		03.01 08.00	03.03 03.03		24.0128-0115.1 428115	275 28,0 26,0 V +B
	2.0 D-4D (CLR30) 2.4 VVTi (ACR30)	85 115		04.03 04.03	12.05 12.05		24.0128-0190.1 428190	296 28,0 26,0 V
	2.0 D-4D (CLR30) 2.4 VVTi (ACR30)	85 115		03.01 08.00	12.05 12.05		13.0460-5847.2 605847	23646 16,5 +/WK SUM
	2.0 D-4D (CLR30) 2.4 VVTi (ACR30)	85 115		03.01 08.00	12.05 12.05		24.0112-0164.1 412164	291 12,0 10,5
	2.0 D-4D (CLR30) 2.4 VVTi (ACR30)	85 115		03.01 08.00	12.05 12.05		03.0137-0400.2 650400 03.0137-9272.2 669272	190 x 45 Einbausatz

								
TOYOTA PREVIA (05-)								
	2.4 i 16V (ACR50) 2.4 i 16V 4x4 (ACR50) 3.5 i V6 (GSR50) 3.5 i V6 4x4 (GSR50)	125 125 206 206		10.05 10.05 11.06 11.06		13.0460-5614.2	605614	24601 18,0
	2.4 i 16V (ACR50) 2.4 i 16V 4x4 (ACR50) 3.5 i V6 (GSR50) 3.5 i V6 4x4 (GSR50)	125 125 206 206		10.05 10.05 11.06 11.06		24.0128-0232.1	428232	296 28,0 25,0 V +B
	2.4 i 16V (ACR50) 2.4 i 16V 4x4 (ACR50) 3.5 i V6 (GSR50) 3.5 i V6 4x4 (GSR50)	125 125 206 206		10.05 10.05 11.06 11.06		13.0460-5814.2	605814	23620 16,4 +/WK BOS
	2.4 i 16V (ACR50) 2.4 i 16V 4x4 (ACR50) 3.5 i V6 (GSR50) 3.5 i V6 4x4 (GSR50)	125 125 206 206		10.05 10.05 11.06 11.06		24.0110-0346.1	410346	298 10,0 8,5 +B
TOYOTA PRIUS (00-03)								
	1.5 i 16V (NHW11)	53		05.00 07.03		13.0460-5810.2	605810	23510 16,5 +/WK AKE
	1.5 i 16V (NHW11)	53		05.00 07.03		24.0125-0155.1	425155	255 25,0 23,0 V +B
	1.5 i 16V (NHW11)	53		05.00 07.03		13.0460-5812.2 13.0460-0136.2	605812 610136	23521 14,0 +/WK SUM Einbausatz SUM
	1.5 i 16V (NHW11)	53		05.00 07.03		24.0109-0139.1	409139	269 9,0 8,0 +B
	1.5 i 16V (NHW11)	53		05.00 07.03		03.0137-0459.2 03.0137-9294.2	650459 669294	172 x 32 Einbausatz
TOYOTA PRIUS (03-09)								
	1.5 VVTi (NHW20)	57		08.03 03.09		13.0460-5810.2	605810	23510 16,5 +/WK AKE
	1.5 VVTi (NHW20)	57		08.03 03.09		24.0122-0258.1	422258	255 22,0 20,0 V
	1.5 VVTi (NHW20)	57		08.03 03.09		13.0460-5812.2 13.0460-0136.2	605812 610136	23521 14,0 +/WK SUM Einbausatz SUM
	1.5 VVTi (NHW20)	57		08.03 03.09		24.0109-0711.1	409711	269 9,0 7,5 +B
	1.5 VVTi (NHW20)	57		08.03 03.09		03.0137-0459.2 03.0137-9294.2	650459 669294	172 x 32 Einbausatz
TOYOTA PRIUS (09-12)								
	1.8 Hybrid (ZVW30)	73		01.09 03.12		13.0460-5617.2	605617	24451 15,6 /Zub
	1.8 Hybrid (ZVW30)	73		01.09 03.12		24.0125-0196.1	425196	255 25,0 22,0 V +B
	1.8 Hybrid (ZVW30)	73		01.09 03.12		13.0460-5769.2	605769	24610 15,0 +/WK
	1.8 Hybrid (ZVW30)	73		01.09 03.12		24.0109-0163.1	409163	259 9,0 7,5 +B
TOYOTA PRIUS PLUS (12-)								
	1.8 Hybrid (ZVW40)	73		03.12		13.0460-5766.2	605766	24337 17,5
	1.8 Hybrid (ZVW40)	73		03.12		24.0128-0159.1	428159	296 28,0 25,0 V +B
TOYOTA RAV4 I (94-00)								
	2.0 i 16V (SXA10) 2.0 i 16V (SXA10/11)	94 95		12.97 06.00 04.94 06.00		13.0460-5951.2 13.0460-0441.2	605951 610441	21601 17,5 +/WK SUM Einbausatz SUM
	2.0 i 16V (SXA10) 2.0 i 16V (SXA10/11)	94 95		12.97 06.00 04.94 06.00		24.0118-0129.1	418129	302 18,0 16,0 V +B
	2.0 i 16V (SXA10) 2.0 i 16V (SXA10/11)	94 95		12.97 06.00 04.94 06.00		03.0137-0318.2	650318	229 x 41






















									
TOYOTA RAV4 I (94-00)									
	2.0 i 16V (SXA10) 2.0 i 16V (SXA10/11)	94 95		12.97 04.94	06.00 06.00		24.0222-8008.1	480304	229/230,6 x 49
TOYOTA RAV4 II (00-05)									
	1.8 VVTi 2.0 D-4D 4WD 2.0 VVTi 4WD 2.4 VVTi 4x4	92 85 110 112		02.01 09.01 06.00 08.03	10.05 10.05 10.05 10.05		13.0460-5848.2	605848	23585 17,4 + AKE
	1.8 VVTi 2.0 D-4D 4WD 2.0 VVTi 4WD 2.4 VVTi 4x4	92 85 110 112		02.01 09.01 06.00 08.03	10.05 10.05 10.05 10.05		24.0125-0143.1	425143	275 25,0 23,0 V +B
	1.8 VVTi 2.0 D-4D 4WD 2.0 VVTi 4WD	92 85 110		02.01 09.01 06.00	10.05 + ABS 10.05 + ABS 10.05 + ABS		13.0460-5849.2	605849	23656 14,0 +/WK AKE
	1.8 VVTi 2.0 D-4D 4WD 2.0 VVTi 4WD 2.4 VVTi 4x4	92 85 110 112		02.01 09.01 06.00 08.03	10.05 + ABS 10.05 + ABS 10.05 + ABS 10.05 + ABS		24.0109-0152.1	409152	303 9,0 8,0 +B
	1.8 VVTi 2.0 D-4D 4WD 2.0 VVTi 4WD	92 85 110		02.01 09.01 06.00	07.02 - ABS 07.02 - ABS 07.02 - ABS		03.0137-0318.2	650318	229 x 41
	1.8 VVTi 2.0 D-4D 4WD 2.0 VVTi 4WD 2.4 VVTi 4x4	92 85 110 112		08.02 08.02 08.02 08.03	10.05 - ABS 10.05 - ABS 10.05 - ABS 10.05 - ABS		03.0137-0448.2	650448	228 x 42
	1.8 VVTi 2.0 D-4D 4WD 2.0 VVTi 4WD 2.4 VVTi 4x4	92 85 110 112		02.01 09.01 06.00 08.03	10.05 - ABS 10.05 - ABS 10.05 - ABS 10.05 - ABS		24.0222-8008.1	480304	229/230,6 x 49
	1.8 VVTi 2.0 D-4D 4WD 2.0 VVTi 4WD 2.4 VVTi 4x4	92 85 110 112		02.01 09.01 06.00 08.03	10.05 + ABS 10.05 + ABS 10.05 + ABS 10.05 + ABS		03.0137-0400.2 03.0137-9272.2	650400 669272	190 x 45 Einbausatz
TOYOTA RAV4 III (05-)									
	2.0 16V 2.0 16V 4WD 2.0 VVT-i 2.0 VVT-i 2.0 VVT-i 4WD 2.0 VVT-i 4WD 2.2 D-4D 2.2 D-4D 4WD 2.2 D-4D 4WD 2.2 D-4D 4WD 2.2 D-CAT 4WD 2.4 VVT-i 2.4 VVT-i 4WD 3.5 VVT-i 4WD 3.5 VVT-i 4WD	116 116 109 112 109 112 110 100 110 110 130 125 125 201 206		12.08 12.08 03.09 03.09 03.09 03.06 12.08 03.06 12.08 03.06 11.05 11.05 11.05 08.07			13.0460-5766.2	605766	24337 17,5
	2.0 16V 2.0 16V 4WD 2.0 VVT-i 2.0 VVT-i 2.0 VVT-i 4WD 2.0 VVT-i 4WD 2.2 D-4D 2.2 D-4D 4WD 2.2 D-4D 4WD 2.2 D-CAT 4WD 2.4 VVT-i 2.4 VVT-i 4WD 3.5 VVT-i 4WD 3.5 VVT-i 4WD	116 116 109 112 109 112 110 100 110 130 125 125 201 206		12.08 12.08 03.09 03.09 03.09 03.06 12.08 03.06 12.08 03.06 11.05 11.05 11.05 08.07			24.0128-0159.1	428159	296 28,0 25,0 V +B
	2.0 16V 2.0 16V 4WD 2.0 VVT-i 2.0 VVT-i 2.0 VVT-i 4WD 2.0 VVT-i 4WD 2.2 D-4D 2.2 D-4D 4WD 2.2 D-4D 4WD 2.2 D-CAT 4WD 2.4 VVT-i 2.4 VVT-i 4WD 3.5 VVT-i 4WD 3.5 VVT-i 4WD	116 116 109 112 109 112 110 100 110 130 125 125 201 206		12.08 12.08 03.09 03.09 03.09 03.06 12.08 03.06 12.08 03.06 11.05 11.05 11.05 08.07			13.0460-5765.2	605765	24338 15,5 AKE
	2.0 16V 2.0 16V 4WD 2.0 VVT-i 2.0 VVT-i 2.0 VVT-i 4WD 2.0 VVT-i 4WD	116 116 109 112 109 112		12.08 12.08 03.09 03.09 03.09 03.06			24.0112-0714.1	412714	281 12,0 10,5 +B

								
TOYOTA RAV4 III (05-)								
	2.2 D-4D 2.2 D-4D 4WD 2.2 D-4D 4WD 2.2 D-CAT 4WD 2.4 VVT-i 2.4 VVT-i 4WD 3.5 VVT-i 4WD 3.5 VVT-i 4WD	110 100 110 130 125 125 201 206	12.08 03.06 12.08 03.06 11.05 11.05 11.05 08.07		24.0112-0714.1	412714		281 12,0 10,5 +B
	2.0 16V 2.0 16V 4WD 2.0 VVT-i 2.0 VVT-i 2.0 VVT-i 4WD 2.0 VVT-i 4WD 2.2 D-4D 2.2 D-4D 4WD 2.2 D-4D 4WD 2.2 D-CAT 4WD 2.4 VVT-i 2.4 VVT-i 4WD 3.5 VVT-i 4WD 3.5 VVT-i 4WD	116 116 109 112 109 112 110 100 110 130 125 125 201 206	12.08 12.08 03.09 03.09 03.09 03.06 12.08 03.06 12.08 03.06 11.05 11.05 11.05 08.07		03.0137-3012.2	653012		172 x 32
TOYOTA RAV4 IV (12-)								
	2.0 VVT-i 2.0 VVT-i 4WD 2.5 VVT-i 4WD	107 111 132	12.12 12.12 12.12		13.0460-5766.2	605766		24337 17,5
	2.0 VVT-i 2.0 VVT-i 4WD 2.5 VVT-i 4WD	107 111 132	12.12 12.12 12.12	+ 16" Rad ¹⁾ + 16" Rad ¹⁾ + 16" Rad ¹⁾	24.0128-0159.1	428159		296 28,0 25,0 V +B
	2.0 D4-D 2.0 VVT-i 2.0 VVT-i 4WD 2.2 D4-D 4WD 2.5 VVT-i 4WD	91 107 111 110 132	12.12 12.12 12.12 12.12 12.12		13.0460-5765.2	605765		24338 15,5 AKE
	2.0 D4-D 2.0 VVT-i 2.0 VVT-i 4WD 2.2 D4-D 4WD 2.5 VVT-i 4WD	91 107 111 110 132	12.12 12.12 12.12 12.12 12.12		24.0112-0714.1	412714		281 12,0 10,5 +B
TOYOTA STARLET (89-96)								
	1.0 (EP80) 1.3 (EP81) 1.5 D (NP80)	40 55 40	12.89 03.96 - ABS 12.89 03.96 - ABS 12.89 03.96		13.0460-5969.2	605969		21948 13,5 + SUM
	1.0 (EP80) 1.3 (EP81) 1.0 (EP80) 1.3 (EP81)	40 55 40 55	12.89 11.90 + ABS 12.89 11.90 + ABS 01.92 03.96 + ABS 01.92 03.96 + ABS		13.0460-5976.2 13.0460-0325.2 24.0118-0124.1	605976 610325 418124		20870 15,0 AKE Einbausatz AKE 238 18,0 17,0 V +B
	1.0 (EP80) 1.3 (EP81) 1.5 D (NP80)	40 55 40	12.89 03.96 12.89 03.96 12.89 03.96		03.0137-0257.2 03.0137-9080.2	650257 669080		180 x 28 Einbausatz
TOYOTA STARLET (96-99)								
	1.3 i 16V (EP91) 1.3 i 16V (EP91)	55 55	01.96 04.96 05.96 07.99		13.0460-5969.2 13.0460-5976.2	605969 605976		21948 13,5 + SUM 20870 15,0 AKE
	1.3 i 16V (EP91)	55	05.96 07.99		24.0118-0124.1	418124		238 18,0 17,0 V +B
	1.3 i 16V (EP91)	55	01.96 07.99		03.0137-0257.2 03.0137-9080.2	650257 669080		180 x 28 Einbausatz
TOYOTA SUPRA (86-93)								
	3.0 i 24V (MA70) 3.0 i Turbo (MA70)	150	01.86 04.93 08.87 04.93		24.0118-0119.1	418119		291 18,0 17,0 V
TOYOTA SUPRA (93-98)								
	3.0 i 24V (JZA80) 3.0 i Turbo (JZA80)	243	05.93 08.98 - Europa ²⁾ 05.93 08.98 + Europa ³⁾		03.0137-0400.2	650400		190 x 45
TOYOTA URBAN CRUISER (09-)								
	1.33 16V 1.33 16V 1.4 D-4D 1.4 D-4D 4x4	73 74 66 66	04.10 04.09 04.09 04.09		13.0460-5767.2	605767		24336 17,5 AKE
	1.33 16V 1.33 16V 1.4 D-4D 1.4 D-4D 4x4	73 74 66 66	04.10 04.09 04.09 04.09		24.0122-0276.1	422276		275 22,0 19,0 V +B

¹⁾ + 16" wheel / + ruota 16" / + roue 16" / + rueda 16"

²⁾ - Europe / - Europa / - Europe / - Europa

³⁾ + Europe / + Europa / + Europe / + Europa

        											
TOYOTA URBAN CRUISER (09-)											
	1.33 16V	73		04.10	11.11		13.0460-5769.2	605769			24610 15,0 +WK
	1.33 16V	74		04.09							
	1.4 D-4D	66		04.09							
	1.4 D-4D 4x4	66		04.09							
	1.33 16V	73		04.10			24.0109-0170.1	409170			259 9,0 7,5 +B
	1.33 16V	74		04.09							
	1.4 D-4D	66		04.09							
	1.4 D-4D 4x4	66		04.09							
TOYOTA VERSO (09-)											
	1.6 16V	81		02.09			13.0460-5603.2	605603			24204 19,2 +WK/Zub
	1.6 16V	97		02.09							
	1.8 16V	95		02.09							
	1.8 16V	108		02.09							
	2.0 D-4D	93		02.09							
	1.6 16V	81		02.09			24.0126-0156.1	426156			295 26,0 23,0 V +B
	1.6 16V	97		02.09							
	1.8 16V	95		02.09							
	1.8 16V	108		02.09							
	2.0 D-4D	93		02.09							
	2.2 D-4D	100		02.09			24.0126-0160.1	426160			320 26,0 23,0 V +B
2.2 D-4D	110		02.09								
2.2 D-CAT	130		02.09								
	1.6 16V	81		02.09			13.0460-3854.2	603854			24926 16,5 +WK/Zub BOS
	1.6 16V	97		02.09							
	1.8 16V	95		02.09							
	1.8 16V	108		02.09							
	2.0 D-4D	93		02.09							
	2.2 D-4D	100		02.09							
	2.2 D-4D	110		02.09							
	2.2 D-CAT	130		02.09							
	1.6 16V	81		02.09			24.0111-0168.1	411168			297 11,0 9,0 +B
	1.6 16V	97		02.09							
	1.8 16V	95		02.09							
	1.8 16V	108		02.09							
	2.0 D-4D	93		02.09							
	2.2 D-4D	100		02.09							
	2.2 D-4D	110		02.09							
	2.2 D-CAT	130		02.09							
TOYOTA VERSO S (10-)											
	1.33	70		11.10			13.0460-5767.2	605767			24336 17,5 AKE
	1.33	73		11.10							
	1.4 D4-D	66		11.10							
	1.33	70		11.10			24.0122-0276.1	422276			275 22,0 19,0 V +B
	1.33	73		11.10							
	1.4 D4-D	66		11.10							
	1.33	70		11.10			13.0460-5769.2	605769			24610 15,0 +WK
	1.33	73		11.10							
	1.4 D4-D	66		11.10							
	1.33	70		11.10			24.0109-0163.1	409163			259 9,0 7,5 +B
	1.33	73		11.10							
	1.4 D4-D	66		11.10							
TOYOTA YARIS (99-05)											
	1.0 i 16V	50		03.99	07.99	+ HA-Trommelbremse 1)	13.0460-5811.2	605811			23348 16,5 +WK
	1.3 i 16V	63		09.99	10.04	+ HA-Trommelbremse 1)					
	1.4 D-4D	55		12.01	03.03	+ HA-Trommelbremse 1)					
	1.0 i 16V	48		04.03	08.05	+ HA-Trommelbremse 1)	13.0460-5800.2	605800			23340 17,0 +WK BOS
	1.0 i 16V	50		08.99	03.03	+ HA-Trommelbremse 1)					
	1.3 i 16V	64		04.02	08.05	+ HA-Trommelbremse 1)					
	1.4 D-4D	55		04.03	08.05	+ HA-Trommelbremse 1)					
	1.0 i 16V	48		04.03	08.05	+ HA-Scheibenbremse 2)	13.0460-5810.2	605810			23510 16,5 +WK AKE
	1.0 i 16V	50		08.99	03.03	+ HA-Scheibenbremse 2)					
	1.3 i 16V	63		09.99	10.04	+ HA-Scheibenbremse 2)					
1.3 i 16V	64		04.02	03.03	+ HA-Scheibenbremse 2)						
1.4 D-4D	55		12.01	08.05	+ HA-Scheibenbremse 2)						
1.5 VVTi Sport	77		01.03	08.05	+ HA-Scheibenbremse 2)						
1.5 VVTi Sport	78		04.01	03.03	+ HA-Scheibenbremse 2)						
1.5 VVTi Turbo Sport	110		04.03	10.04	+ HA-Scheibenbremse 2)						
	1.0 i 16V	48		04.03	08.05	+ HA-Trommelbremse 1)	24.0118-0131.1	418131			235 17,9 16,0 V +B
	1.0 i 16V	50		03.99	07.99	+ HA-Trommelbremse 1)					
	1.3 i 16V	63		09.99	10.04	+ HA-Trommelbremse 1)					
	1.3 i 16V	64		04.02	08.05	+ HA-Trommelbremse 1)					
	1.4 D-4D	55		12.01	08.05	+ HA-Trommelbremse 1)					
	1.0 i 16V	48		04.03	08.05	+ HA-Scheibenbremse 2)	24.0120-0175.1	420175			255 20,0 18,0 V +B
	1.0 i 16V	50		08.99	03.03	+ HA-Scheibenbremse 2)	24.0320-0175.1	520175			255 20,0 18,0 V +B PD
	1.3 i 16V	63		09.99	10.04	+ HA-Scheibenbremse 2)					
1.3 i 16V	64		04.02	08.05	+ HA-Scheibenbremse 2)						
1.4 D-4D	55		12.01	08.05	+ HA-Scheibenbremse 2)						
1.5 VVTi Sport	77		01.03	08.05	+ HA-Scheibenbremse 2)						
1.5 VVTi Sport	78		04.01	03.03	+ HA-Scheibenbremse 2)						
1.5 VVTi Turbo Sport	110		04.03	10.04	+ HA-Scheibenbremse 2)						

1) + RA drum brake / + P freno a tamburo / + frein à tambour essieu AR / + ET-tambores de freno

2) + RA disc brake / + P disco freno / + frein à disque essieu AR / + ET-disco de freno



TOYOTA YARIS (99-05)

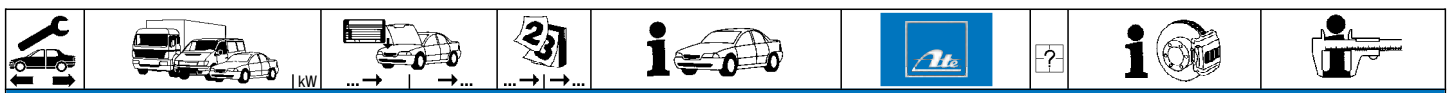
	1.0 i 16V 1.0 i 16V 1.3 i 16V 1.3 i 16V 1.4 D-4D 1.5 VVTi Sport 1.5 VVTi Sport 1.5 VVTi Turbo Sport	48 50 63 64 55 77 78 110		04.03 03.99 09.99 04.02 12.01 01.03 04.01 04.03	08.05 + ABS 03.03 + ABS 10.04 + ABS 08.05 + ABS 08.05 + ABS 08.05 03.03 10.04	13.0460-5812.2 13.0460-0136.2	605812 610136		23521 14,0 +/-WK Einbausatz	SUM SUM
	1.0 i 16V 1.0 i 16V 1.3 i 16V 1.3 i 16V 1.4 D-4D 1.5 VVTi Sport 1.5 VVTi Sport 1.5 VVTi Turbo Sport	48 50 63 64 55 77 78 110		04.03 03.99 09.99 04.02 12.01 01.03 04.01 04.03	08.05 + ABS 03.03 + ABS 10.04 + ABS 08.05 + ABS 08.05 + ABS 08.05 03.03 10.04	24.0109-0139.1	409139		269 9,0 8,0 +B	
	1.0 i 16V 1.3 i 16V 1.4 D-4D	50 63 55		03.99 09.99 12.01	03.03 - ABS 10.04 - ABS 08.05 - ABS	03.0137-0364.2 03.0137-9236.2	650364 669236	Herst.Land ☺ ¹⁾	200 x 32 Einbausatz	
	1.0 i 16V 1.0 i 16V 1.3 i 16V 1.4 D-4D	48 50 64 55		04.03 03.99 04.02 12.01	08.05 - ABS 03.03 - ABS 08.05 - ABS 08.05 - ABS	03.0137-0466.2 03.0137-9287.2	650466 669287	Herst.Land ☺ ²⁾	200 x 32 HEB Einbausatz	BOS BOS
	1.0 i 16V 1.3 i 16V 1.4 D-4D	50 63 55		03.99 09.99 12.01	03.03 - ABS 10.04 - ABS 08.05 - ABS	24.0220-0041.1	480167	Herst.Land ☺ ¹⁾	200/201 x 42	
	1.0 i 16V 1.0 i 16V 1.3 i 16V 1.4 D-4D	48 50 64 55		04.03 03.99 04.02 12.01	08.05 - ABS 03.03 - ABS 08.05 - ABS 08.05 - ABS	24.0220-0047.1	480199	Herst.Land ☺ ²⁾	200/201 x 41	
	1.0 i 16V 1.3 i 16V 1.4 D-4D	50 63 55		03.99 09.99 12.01	03.03 - ABS 10.04 - ABS 08.05 - ABS	03.0520-4317.3	694317	Herst.Land ☺ ¹⁾	17,46/200x32 TopKit	
	1.0 i 16V 1.0 i 16V 1.3 i 16V 1.4 D-4D	48 50 64 55		04.03 03.99 04.02 12.01	08.05 - ABS 03.03 - ABS 08.05 - ABS 08.05 - ABS	03.0520-6519.3	696519	Herst.Land ☺ ²⁾	19,05/200x32 TopKit	BOS
	1.0 i 16V 1.0 i 16V 1.3 i 16V 1.3 i 16V 1.5 VVTi Sport 1.5 VVTi Sport 1.5 VVTi Turbo Sport	48 50 63 64 77 78 110		04.03 03.99 09.99 04.02 01.03 04.01 04.03	08.05 + ABS 03.03 + ABS 10.04 + ABS 08.05 + ABS 08.05 03.03 10.04	03.0137-0459.2 03.0137-9294.2	650459 669294		172 x 32 Einbausatz	

TOYOTA YARIS (06-)

	1.0 GPL 1.0 VVT-i 1.8 VVT-i	51 51 98		01.06 01.06 01.07	+ ABS + ABS	13.0460-5768.2	605768	Herst.Land ☺ ¹⁾	24347 17,5	AKE
	1.0 GPL 1.0 VVT-i 1.3 VVT-i 1.3 VVT-i 1.33 VVT-i 1.4 D-4D	51 51 63 64 74 66		01.06 01.06 01.06 01.06 03.09 01.06		13.0460-7213.2	607213	Herst.Land ☺ ²⁾	24022 17,8 +/-WK	ATE
	1.0 GPL 1.0 VVT-i	51 51		01.06 01.06	- ABS - ABS	24.0122-0246.1	422246	Herst.Land ☺ ¹⁾	255 22,0 19,0 V +B	
	1.0 GPL 1.0 VVT-i 1.8 VVT-i	51 51 98		01.06 01.06 01.07	+ ABS + ABS	24.0122-0254.1	422254	Herst.Land ☺ ¹⁾	275 22,0 19,0 V +B	
	1.0 GPL 1.0 VVT-i 1.3 VVT-i 1.3 VVT-i 1.33 VVT-i 1.4 D-4D	51 51 63 64 74 66		01.06 01.06 01.06 01.06 03.09 01.06		24.0122-0240.1	422240	Herst.Land ☺ ²⁾	258 22,0 20,0 V +B	
	1.0 GPL 1.0 VVT-i 1.3 VVT-i 1.4 D-4D	51 51 64 66		01.06 01.06 01.06 01.06		24.0710-5002.3 24.0710-5001.3	360314 360313		Radsensor Radsensor	
	1.0 GPL 1.0 VVT-i 1.8 VVT-i	51 51 98		01.06 01.06 01.07	+ ABS + ABS	13.0460-5769.2	605769	Herst.Land ☺ ¹⁾	24610 15,0 +/-WK	
	1.0 GPL 1.0 VVT-i 1.3 VVT-i 1.3 VVT-i 1.33 VVT-i 1.4 D-4D	51 51 63 64 74 66		01.06 01.06 01.06 01.06 03.09 01.06	+ ABS + ABS + ABS + ABS + ABS + ABS	13.0460-7214.2	607214	Herst.Land ☺ ²⁾	24574 15,0 +/-WK	ATE
	1.0 GPL 1.0 VVT-i 1.8 VVT-i	51 51 98		01.06 01.06 01.07	+ ABS + ABS	24.0109-0156.1	409156	Herst.Land ☺ ¹⁾	259 9,0 7,5 +B	
	1.0 GPL 1.0 VVT-i 1.3 VVT-i	51 51 63		01.06 01.06 01.06	+ ABS + ABS + ABS	24.0109-0142.1	409142	Herst.Land ☺ ²⁾	278 9,0 7,0 +B	

1) country of manufacture ☺ / paese del costruttore ☺ / pays du constructeur ☺ / país del fabricante ☺
2) country of manufacture ☺ / paese del costruttore ☺ / pays du constructeur ☺ / país del fabricante ☺





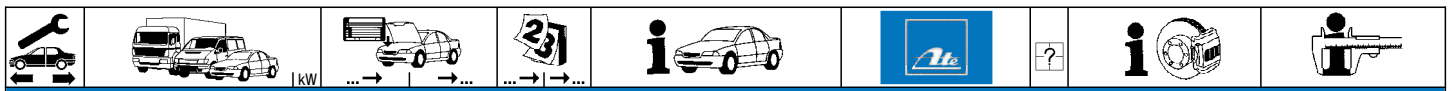
TOYOTA YARIS (06-)									
	1.3 VVT-i 1.33 VVT-i 1.4 D-4D	64 74 66		01.06 03.09 01.06	+ ABS + ABS + ABS	24.0109-0142.1	409142	Herst.Land (F) 1)	278 9,0 7,0 +B
	1.0 GPL 1.0 VVT-i 1.3 VVT-i 1.4 D-4D	51 51 64 66		01.06 01.06 01.06 01.06		24.0711-6169.3	360283	2	Radsensor
	1.0 GPL 1.0 VVT-i 1.3 VVT-i 1.3 VVT-i 1.33 VVT-i 1.4 D-4D	51 51 63 64 74 66		01.06 01.06 01.06 01.06 03.09 01.06	- ABS - ABS - ABS - ABS - ABS - ABS	03.0137-0502.2 03.0137-9280.2	650502 669280	Herst.Land (F) 1) Herst.Land (F) 1)	203 x 38 HEB Einbausatz
	1.0 GPL 1.0 VVT-i 1.3 VVT-i 1.3 VVT-i 1.33 VVT-i 1.4 D-4D	51 51 63 64 74 66		01.06 01.06 01.06 01.06 03.09 01.06	- ABS - ABS - ABS - ABS - ABS - ABS	03.0520-8920.3	698920	Herst.Land (F) 1)	20,64/203x38 TopKit AP

TOYOTA YARIS (11-)									
	1.0 VVTi 1.3 VVTi 1.3 VVTi 1.3 VVTi 1.3 VVTi 4WD 1.4 D-4D	51 63 70 73 70 66		09.11 01.11 09.11 09.11 09.11 09.11	Herst.Land (F) 1) Herst.Land (F) 1) Herst.Land (F) 1) Herst.Land (F) 1) Herst.Land (F) 1) Herst.Land (F) 1)	13.0460-7213.2	607213		24022 17,8 +/WK ATE
	1.3 VVTi 1.3 VVTi 1.3 VVTi 1.3 VVTi 4WD	63 70 73 70		01.11 09.11 09.11 09.11	Herst.Land (J) 2) Herst.Land (J) 2) Herst.Land (J) 2) Herst.Land (J) 2)	13.0460-5768.2	605768		24347 17,5 AKE
	1.0 VVTi 1.3 VVTi 1.3 VVTi 1.3 VVTi 1.3 VVTi 4WD 1.4 D-4D	51 63 70 73 70 66		09.11 01.11 09.11 09.11 09.11 09.11	Herst.Land (F) 1) Herst.Land (F) 1) Herst.Land (F) 1) Herst.Land (F) 1) Herst.Land (F) 1) Herst.Land (F) 1)	24.0122-0240.1	422240		258 22,0 20,0 V +B
	1.0 VVTi 1.3 VVTi 1.3 VVTi 1.3 VVTi 1.3 VVTi 4WD 1.5 Hybrid	51 63 70 73 70 55		09.11 01.11 09.11 09.11 09.11 03.12	Herst.Land (J) 2) Herst.Land (J) 2) Herst.Land (J) 2) Herst.Land (J) 2) Herst.Land (J) 2) Herst.Land (J) 2)	24.0122-0246.1 24.0122-0254.1	422246 422254		255 22,0 19,0 V +B 275 22,0 19,0 V +B
	1.0 VVTi 1.3 VVTi 1.3 VVTi 1.3 VVTi 1.3 VVTi 4WD 1.4 D-4D 1.5 Hybrid	51 63 70 73 70 66 55		09.11 01.11 09.11 09.11 09.11 09.11 03.12	Herst.Land (F) 1) Herst.Land (F) 1) Herst.Land (F) 1) Herst.Land (F) 1) Herst.Land (F) 1) Herst.Land (F) 1) Herst.Land (F) 1)	13.0460-7214.2	607214	+ ESP	24574 15,0 +/WK ATE
	1.0 VVTi 1.3 VVTi 1.3 VVTi 1.3 VVTi 1.3 VVTi 4WD 1.4 D-4D 1.5 Hybrid	51 63 70 73 70 66 55		09.11 01.11 09.11 09.11 09.11 09.11 03.12	Herst.Land (F) 1) Herst.Land (F) 1) Herst.Land (F) 1) Herst.Land (F) 1) Herst.Land (F) 1) Herst.Land (F) 1) Herst.Land (F) 1)	24.0109-0142.1	409142	+ ESP	278 9,0 7,0 +B
	1.0 VVTi 1.3 VVTi 1.3 VVTi 1.3 VVTi 1.3 VVTi 4WD 1.4 D-4D	51 63 70 73 70 66		09.11 01.11 09.11 09.11 09.11 09.11	Herst.Land (F) 1) Herst.Land (F) 1) Herst.Land (F) 1) Herst.Land (F) 1) Herst.Land (F) 1) Herst.Land (F) 1)	03.0137-0502.2 03.0137-9280.2	650502 669280	- ESP - ESP	203 x 38 HEB Einbausatz

TOYOTA YARIS VERSO (99-05)									
	1.3 i 16V 1.3 i 16V 1.4 D-4D 1.5 VVTi 1.5 VVTi Sport	62 63 55 77 78		01.03 11.99 12.01 05.03 03.00	09.05 03.03 09.05 09.05 03.03	13.0460-5800.2 13.0460-5810.2	605800 605810		23340 17,0 +/WK BOS 23510 16,5 +/WK AKE
	1.3 i 16V 1.3 i 16V 1.4 D-4D 1.5 VVTi 1.5 VVTi Sport	62 63 55 77 78		01.03 11.99 12.01 05.03 03.00	09.05 03.03 09.05 09.05 03.03	24.0120-0175.1 24.0320-0175.1	420175 520175		255 20,0 18,0 V +B 255 20,0 18,0 V +B PD
	1.3 i 16V 1.3 i 16V 1.4 D-4D 1.5 VVTi 1.5 VVTi Sport	62 63 55 77 78		01.03 11.99 12.01 05.03 03.00	09.05 + ABS 03.03 + ABS 09.05 + ABS 09.05 + ABS 03.03 + ABS	13.0460-5812.2 13.0460-0136.2	605812 610136		23521 14,0 +/WK SUM Einbausatz SUM
	1.3 i 16V 1.3 i 16V 1.4 D-4D 1.5 VVTi 1.5 VVTi Sport	62 63 55 77 78		01.03 11.99 12.01 05.03 03.00	09.05 + ABS 03.03 + ABS 09.05 + ABS 09.05 + ABS 03.03 + ABS	24.0109-0139.1	409139		269 9,0 8,0 +B

1) country of manufacture (F) / paese del costruttore (F) / pays du constructeur (F) / país del fabricante (F)
 2) country of manufacture (J) / paese del costruttore (J) / pays du constructeur (J) / país del fabricante (J)





TOYOTA YARIS VERSO (99-05)

	1.3 i 16V 1.3 i 16V 1.4 D-4D 1.5 VVTi 1.5 VVTi Sport	62 63 55 77 78	01.03 11.99 12.01 05.03 03.00	09.05 03.03 09.05 09.05 03.03	- ABS - ABS - ABS - ABS - ABS	03.0137-0364.2 03.0137-9236.2	650364 669236		200 x 32 Einbausatz
	1.3 i 16V 1.3 i 16V 1.4 D-4D 1.5 VVTi 1.5 VVTi Sport	62 63 55 77 78	01.03 11.99 12.01 05.03 03.00	09.05 03.03 09.05 09.05 03.03	- ABS - ABS - ABS - ABS - ABS	24.0220-0041.1	480167		200/201 x 42
	1.3 i 16V 1.3 i 16V	62 63	01.03 11.99	09.05 03.03	- ABS/ + Automatikgetriebe 1) - ABS/ + Automatikgetriebe 1)	03.0520-4317.3	694317		17,46/200x32 TopKit
	1.3 i 16V 1.3 i 16V 1.4 D-4D 1.5 VVTi 1.5 VVTi Sport	62 63 55 77 78	01.03 11.99 12.01 05.03 03.00	09.05 03.03 09.05 09.05 03.03	- ABS/ + Schaltgetriebe 2) - ABS/ + Schaltgetriebe 2) - ABS - ABS - ABS	03.0520-7119.3	697119		19,05/200x32 TopKit
	1.3 i 16V 1.3 i 16V 1.4 D-4D 1.5 VVTi 1.5 VVTi Sport	62 63 55 77 78	01.03 11.99 12.01 05.03 03.00	09.05 03.03 09.05 09.05 03.03	+ ABS + ABS + ABS + ABS + ABS	03.0137-0459.2 03.0137-9294.2	650459 669294		172 x 32 Einbausatz

VOLKSWAGEN AMAROK (10-)













	2.0 BiTDI 2.0 BiTDI 4motion 2.0 TDI 2.0 TDI 2.0 TDI 4motion 2.0 TDI 4motion 2.0 TDI 4motion 2.0 TSI	120 120 90 103 90 103 132 118	09.10 09.10 09.10 07.12 09.10 06.12 11.11 12.10			13.0460-3860.2	603860		24484 18,8 /WEZub/S BOS
	2.0 BiTDI 2.0 BiTDI 4motion 2.0 TDI 2.0 TDI 2.0 TDI 4motion 2.0 TDI 4motion 2.0 TDI 4motion 2.0 TSI	120 120 90 103 90 103 132 118	09.10 09.10 09.10 07.12 09.10 06.12 11.11 12.10			24.0128-0251.1	428251		303 28,0 26,0 V L +B
	2.0 BiTDI 2.0 BiTDI 4motion 2.0 TDI 2.0 TDI 2.0 TDI 4motion 2.0 TDI 4motion 2.0 TDI 4motion 2.0 TSI	120 120 90 103 90 103 132 118	09.10 09.10 09.10 07.12 09.10 06.12 11.11 12.10			24.0711-5271.3 24.0711-5272.3	360301 360302		Radsensor Radsensor

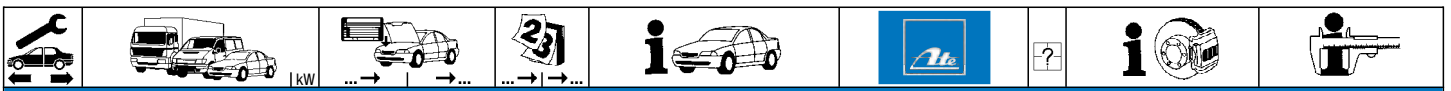
VOLKSWAGEN BORA (98-04)

	1.4 16V 1.6 1.8 1.8 4motion 1.9 SDI 1.9 TDI 1.9 TDI 1.9 TDI 1.9 TDI 4motion 1.9 TDI 4motion 2.0 2.3 V5 2.3 V5 4motion		1J-X-800000 1J-X-800000 1J-X-800000 1J-X-800000 1J-X-800000 1J-X-800000 1J-X-800000 1J-X-800000 1J-X-800000 1J-X-800000 1J-X-800000 1J-X-800000 1J-X-800000	09.98 09.98 09.98 02.99 09.98 09.98 02.99 02.99 02.99 02.99 09.98 09.98	PR: 1LR,1LS,1LQ,1ZM PR: 1LR,1LS,1LQ,1ZM PR: 1LR,1LS,1LQ,1ZM PR: 1LR,1LS,1LQ,1ZM PR: 1LR,1LS,1LQ,1ZM PR: 1LR,1LS,1LQ,1ZM PR: 1LR,1LS,1LQ,1ZM PR: 1LR,1LS,1LQ,1ZM PR: 1LR,1LS,1LQ,1ZM PR: 1LR,1LS,1LQ,1ZM PR: 1LR,1LS,1LQ,1ZM PR: 1LR,1LS,1LQ,1ZM PR: 1LR,1LS,1LQ,1ZM	13.0460-7111.2 13.0470-7111.2	607111 LD7111		23130 19,6 + 23130 19,6 +	VW VW
	1.4 16V 1.6 1.6 16V 1.6 FSI 1.8 1.8 4motion 1.8 T 1.8 T 1.9 SDI 1.9 TDI 1.9 TDI 1.9 TDI 1.9 TDI 1.9 TDI 1.9 TDI 1.9 TDI 1.9 TDI 4motion 1.9 TDI 4motion 1.9 TDI 4motion 1.9 TDI 4motion 2.0 2.0 4motion 2.3 V5		1J-Y-000001 1J-Y-000001 92 92 110 110 110 1J-Y-000001 1J-Y-000001 1J-Y-000001 81 85 96 110 66 85 96 110 66 85 85 1J-Y-000001	12.04 12.04 12.04 12.04 12.04 09.00 05.02 12.04 06.01 09.00 06.01 06.01 10.00 06.01 06.01 06.01 09.00 06.01 04.01 10.00 04.00	PR: 1LS,1LQ,1ZP,1ZM PR: 1LS,1LQ,1ZP,1ZM PR: 1LS,1LQ,1ZP,1ZM PR: 1LS,1LQ,1ZP,1ZM PR: 1LS,1LQ,1ZP,1ZM PR: 1LS,1LQ,1ZP,1ZM PR: 1LS,1LQ,1ZP,1ZM PR: 1LS,1LQ,1ZP,1ZM PR: 1LS,1LQ,1ZP,1ZM PR: 1LS,1LQ,1ZP,1ZM PR: 1LS,1LQ,1ZP,1ZM PR: 1LS,1LQ,1ZP,1ZM PR: 1LS,1LQ,1ZP,1ZM PR: 1LS,1LQ,1ZP,1ZM PR: 1LS,1LQ,1ZP,1ZM PR: 1LS,1LQ,1ZP,1ZM PR: 1LS,1LQ,1ZP,1ZM PR: 1LS,1LQ,1ZP,1ZM PR: 1LS,1LQ,1ZP,1ZM PR: 1LS,1LQ,1ZP,1ZM PR: 1LS,1LQ,1ZP,1ZM	13.0460-7117.2 13.0470-7117.2	607117 LD7117		23131 19,6 +/WK 23131 19,6 +/WK	VW VW

1) - ABS/ + autom.transmission / - ABS/ + scatola cambio autom. / - ABS/ + transmission automatique / - ABS/ + cambio automático
2) - ABS/ + manual transmission / - ABS/+ scatola camb.velocità / - ABS/ + transmission mécanique / - ABS/ + cambio de velocidad



		 kW													
VOLKSWAGEN BORA (98-04)															
	2.3 V5 4motion	150	1J-Y-000001		12.04	PR: 1LS,1LQ,1ZP,1ZM		13.0460-7117.2	607117			23131	19,6 +WK		VW
	2.8 V6 4motion				12.04	PR: 1LS,1LQ,1ZP,1ZM		13.0470-7117.2	LD7117			23131	19,6 +WK		VW
	1.4 16V				09.98	PR: 1LN,1ZD,1ZE,1ZH		13.0460-7122.2	607122			23392	20,3 +WK		ATE
	1.6				09.98	PR: 1LN,1ZD,1ZE,1ZH		13.0470-7122.2	LD7122			23392	20,3 +WK		ATE
	1.6 16V				02.00	PR: 1LN,1ZD,1ZE,1ZH									
	1.6 FSI				01.02	PR: 1LN,1ZD,1ZE,1ZH									
	1.8	92			09.98	PR: 1LN,1ZD,1ZE,1ZH									
	1.8 4motion	92			02.99	PR: 1LN,1ZD,1ZE,1ZH									
	1.8 T	110			09.00	PR: 1LN,1ZD,1ZE,1ZH									
	1.8 T	132			05.02	PR: 1LN,1ZD,1ZE,1ZH									
	1.9 SDI				09.98	PR: 1LN,1ZD,1ZE,1ZH									
	1.9 TDI	66			09.98	PR: 1LN,1ZD,1ZE,1ZH									
	1.9 TDI	74			09.00	PR: 1LN,1ZD,1ZE,1ZH									
	1.9 TDI	81			09.98	PR: 1LN,1ZD,1ZE,1ZH									
	1.9 TDI	85			02.99	PR: 1LN,1ZD,1ZE,1ZH									
	1.9 TDI	96			04.01	PR: 1LN,1ZD,1ZE,1ZH									
	1.9 TDI	110			10.00	PR: 1LN,1ZD,1ZE,1ZH									
	1.9 TDI 4motion	66			02.99	PR: 1LN,1ZD,1ZE,1ZH									
	1.9 TDI 4motion	74			09.00	PR: 1LN,1ZD,1ZE,1ZH									
	1.9 TDI 4motion	85			02.99	PR: 1LN,1ZD,1ZE,1ZH									
1.9 TDI 4motion	96			04.01	PR: 1LN,1ZD,1ZE,1ZH										
1.9 TDI 4motion	110			10.00	PR: 1LN,1ZD,1ZE,1ZH										
2.0	85			09.98	PR: 1LN,1ZD,1ZE,1ZH										
2.0 4motion	85			04.00	PR: 1LN,1ZD,1ZE,1ZH										
2.3 V5				09.98	PR: 1LN,1ZD,1ZE,1ZH										
2.3 V5 4motion				02.99	PR: 1LN,1ZD,1ZE,1ZH										
2.8 V6 4motion	150			05.99	PR: 1LN,1ZD,1ZE,1ZH										
	1.4 16V				09.98	PR: 1LR,1LS,1ZP,1ZM		24.0122-0150.1	422150			280 22,0	19,0 V L +S +B		
	1.6				09.98	PR: 1LR,1LS,1ZP,1ZM		24.0322-0150.1	522150			280 22,0	19,0 V L +S +B PD		
	1.6 16V				02.00	PR: 1LR,1LS,1ZP,1ZM									
	1.6 FSI				01.02	PR: 1LR,1LS,1ZP,1ZM									
	1.8	92			09.98	PR: 1LR,1LS,1ZP,1ZM									
	1.8 4motion	92			02.99	PR: 1LR,1LS,1ZP,1ZM									
	1.8 T	110			09.00	PR: 1LR,1LS,1ZP,1ZM									
	1.8 T	132			05.02	PR: 1LR,1LS,1ZP,1ZM									
	1.9 SDI				09.98	PR: 1LR,1LS,1ZP,1ZM									
	1.9 TDI	66			09.98	PR: 1LR,1LS,1ZP,1ZM									
	1.9 TDI	74			09.00	PR: 1LR,1LS,1ZP,1ZM									
	1.9 TDI	81			09.98	PR: 1LR,1LS,1ZP,1ZM									
	1.9 TDI	85			02.99	PR: 1LR,1LS,1ZP,1ZM									
	1.9 TDI	96			04.01	PR: 1LR,1LS,1ZP,1ZM									
	1.9 TDI	110			10.00	PR: 1LR,1LS,1ZP,1ZM									
	1.9 TDI 4motion	66			02.99	PR: 1LR,1LS,1ZP,1ZM									
	1.9 TDI 4motion	74			09.00	PR: 1LR,1LS,1ZP,1ZM									
	1.9 TDI 4motion	85			02.99	PR: 1LR,1LS,1ZP,1ZM									
	1.9 TDI 4motion	96			04.01	PR: 1LR,1LS,1ZP,1ZM									
	1.9 TDI 4motion	110			10.00	PR: 1LR,1LS,1ZP,1ZM									
2.0	85			09.98	PR: 1LR,1LS,1ZP,1ZM										
2.0 4motion	85			04.00	PR: 1LR,1LS,1ZP,1ZM										
2.3 V5				09.98	PR: 1LR,1LS,1ZP,1ZM										
2.3 V5 4motion				02.99	PR: 1LR,1LS,1ZP,1ZM										
2.8 V6 4motion	150			05.99	PR: 1LR,1LS,1ZP,1ZM										
	1.4 16V				09.98	PR: 1LQ		24.0125-0113.1	425113			256 22,0	19,0 V L +S +B		
	1.6				09.98	PR: 1LQ		24.0322-0151.1	522151			256 22,0	19,0 V L +S +B PD		
	1.6 16V				02.00	PR: 1LQ									
	1.6 FSI				01.02	PR: 1LQ									
	1.8	92			09.98	PR: 1LQ									
	1.8 4motion	92			02.99	PR: 1LQ									
	1.8 T	110			09.00	PR: 1LQ									
	1.8 T	132			05.02	PR: 1LQ									
	1.9 SDI				09.98	PR: 1LQ									
	1.9 TDI	66			09.98	PR: 1LQ									
	1.9 TDI	74			09.00	PR: 1LQ									
	1.9 TDI	81			09.98	PR: 1LQ									
	1.9 TDI	85			02.99	PR: 1LQ									
	1.9 TDI	96			04.01	PR: 1LQ									
	1.9 TDI	110			10.00	PR: 1LQ									
	1.9 TDI 4motion	66			02.99	PR: 1LQ									
	1.9 TDI 4motion	74			09.00	PR: 1LQ									
	1.9 TDI 4motion	85			02.99	PR: 1LQ									
	1.9 TDI 4motion	96			04.01	PR: 1LQ									
	1.9 TDI 4motion	110			10.00	PR: 1LQ									
2.0	85			09.98	PR: 1LQ										
2.0 4motion	85			04.00	PR: 1LQ										
2.3 V5				09.98	PR: 1LQ										
2.3 V5 4motion				02.99	PR: 1LQ										
2.8 V6 4motion	150			05.99	PR: 1LQ										
	1.4 16V				09.98	PR: 1LN,1ZD,1ZE,1ZH		24.0125-0113.1	425113			288 25,0	22,0 V L +S +B		
	1.6				09.98	PR: 1LN,1ZD,1ZE,1ZH		24.0325-0113.1	525113			288 25,0	22,0 V L +S +B PD		
	1.6 16V				02.00	PR: 1LN,1ZD,1ZE,1ZH									
	1.6 FSI				01.02	PR: 1LN,1ZD,1ZE,1ZH									
	1.8	92			09.98	PR: 1LN,1ZD,1ZE,1ZH									
	1.8 4motion	92			02.99	PR: 1LN,1ZD,1ZE,1ZH									
	1.8 T	110			09.00	PR: 1LN,1ZD,1ZE,1ZH									
	1.8 T	132			05.02	PR: 1LN,1ZD,1ZE,1ZH									
	1.9 SDI				09.98	PR: 1LN,1ZD,1ZE,1ZH									
	1.9 TDI	66			09.98	PR: 1LN,1ZD,1ZE,1ZH									



VOLKSWAGEN BORA (98-04)

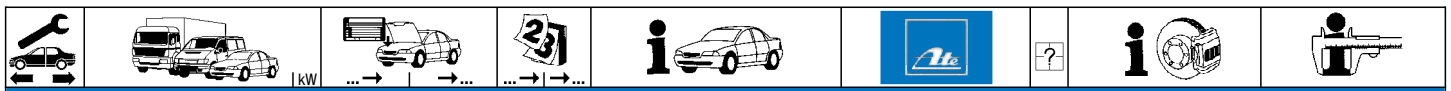
	1.9 TDI	74	09.00	12.04	PR: 1LN,1ZD,1ZE,1ZH	24.0125-0113.1	425113		288 25,0 22,0 V L +S +B 288 25,0 22,0 V L +S +B PD			
	1.9 TDI	81	09.98	06.01	PR: 1LN,1ZD,1ZE,1ZH	24.0325-0113.1	525113					
	1.9 TDI	85	02.99	06.01	PR: 1LN,1ZD,1ZE,1ZH							
	1.9 TDI	96	04.01	12.04	PR: 1LN,1ZD,1ZE,1ZH							
	1.9 TDI	110	10.00	12.04	PR: 1LN,1ZD,1ZE,1ZH							
	1.9 TDI 4motion	66	02.99	06.01	PR: 1LN,1ZD,1ZE,1ZH							
	1.9 TDI 4motion	74	09.00	12.04	PR: 1LN,1ZD,1ZE,1ZH							
	1.9 TDI 4motion	85	02.99	06.01	PR: 1LN,1ZD,1ZE,1ZH							
	1.9 TDI 4motion	96	04.01	12.04	PR: 1LN,1ZD,1ZE,1ZH							
	1.9 TDI 4motion	110	10.00	12.04	PR: 1LN,1ZD,1ZE,1ZH							
	2.0	85	09.98	12.04	PR: 1LN,1ZD,1ZE,1ZH							
	2.0 4motion	85	04.00	12.04	PR: 1LN,1ZD,1ZE,1ZH							
	2.3 V5		09.98	12.04	PR: 1LN,1ZD,1ZE,1ZH							
	2.3 V5 4motion		02.99	12.04	PR: 1LN,1ZD,1ZE,1ZH							
	2.8 V6 4motion	150	05.99	12.04	PR: 1LN,1ZD,1ZE,1ZH							
		1.4 16V		09.98	12.04	PR: 1LJ,1ZQ	24.0125-0123.1			425123		310 25,0 22,0 V L +B 310 25,0 22,0 V L +B PD
		1.6		09.98	12.04	PR: 1LJ,1ZQ	24.0325-0123.1			525123		
1.6 16V			02.00	12.04	PR: 1LJ,1ZQ							
1.6 FSI			01.02	12.04	PR: 1LJ,1ZQ							
1.8		92	09.98	12.04	PR: 1LJ,1ZQ							
1.8 4motion		92	02.99	12.04	PR: 1LJ,1ZQ							
1.8 T		110	09.00	12.04	PR: 1LJ,1ZQ							
1.8 T		132	05.02	12.04	PR: 1LJ,1ZQ							
1.9 SDI			09.98	12.04	PR: 1LJ,1ZQ							
1.9 TDI		66	09.98	06.01	PR: 1LJ,1ZQ							
1.9 TDI		74	09.00	12.04	PR: 1LJ,1ZQ							
1.9 TDI		81	09.98	06.01	PR: 1LJ,1ZQ							
1.9 TDI		85	02.99	06.01	PR: 1LJ,1ZQ							
1.9 TDI		96	04.01	12.04	PR: 1LJ,1ZQ							
1.9 TDI		110	10.00	12.04	PR: 1LJ,1ZQ							
1.9 TDI 4motion		66	02.99	06.01	PR: 1LJ,1ZQ							
1.9 TDI 4motion		74	09.00	12.04	PR: 1LJ,1ZQ							
1.9 TDI 4motion		85	02.99	06.01	PR: 1LJ,1ZQ							
1.9 TDI 4motion		96	04.01	12.04	PR: 1LJ,1ZQ							
1.9 TDI 4motion		110	10.00	12.04	PR: 1LJ,1ZQ							
2.0		85	09.98	12.04	PR: 1LJ,1ZQ							
2.0 4motion		85	04.00	12.04	PR: 1LJ,1ZQ							
2.3 V5			09.98	12.04	PR: 1LJ,1ZQ							
2.3 V5 4motion		02.99	12.04	PR: 1LJ,1ZQ								
2.8 V6 4motion	150	05.99	12.04	PR: 1LJ,1ZQ								
	1.4 16V		09.98	12.04		24.0711-1361.3	360022		Radsensor Radsensor			
	1.6		09.98	12.04		24.0711-1362.3	360023					
	1.6 16V		02.00	12.04								
	1.6 FSI		01.02	12.04								
	1.8	92	09.98	12.04								
	1.8 4motion	92	02.99	12.04								
	1.8 T	110	09.00	12.04								
	1.8 T	132	05.02	12.04								
	1.9 SDI		09.98	12.04								
	1.9 TDI	66	09.98	06.01								
	1.9 TDI	74	09.00	12.04								
	1.9 TDI	81	09.98	06.01								
	1.9 TDI	85	02.99	06.01								
	1.9 TDI	96	04.01	12.04								
	1.9 TDI	110	10.00	12.04								
	1.9 TDI 4motion	66	02.99	06.01								
	1.9 TDI 4motion	74	09.00	12.04								
1.9 TDI 4motion	85	02.99	06.01									
1.9 TDI 4motion	96	04.01	12.04									
1.9 TDI 4motion	110	10.00	12.04									
2.0	85	09.98	12.04									
2.0 4motion	85	04.00	12.04									
2.3 V5		09.98	12.04									
2.3 V5 4motion		02.99	12.04									
2.8 V6 4motion	150	05.99	12.04									
	1.4 16V		09.98	12.04	PR: 1KE,1KP,1KT	13.0460-2894.2	602894		20961 17,4 /Zub/S LUC 20961 17,4 /Zub/S LUC			
	1.6		09.98	12.04	PR: 1KE,1KP,1KT	13.0470-2894.2	LD2894					
	1.6 16V		02.00	12.04	PR: 1KE,1KP,1KT							
	1.6 FSI		01.02	12.04	PR: 1KE,1KP,1KT							
	1.8	92	09.98	12.04	PR: 1KE,1KP,1KT							
	1.8 4motion	92	02.99	12.04	PR: 1KE,1KP,1KT							
	1.8 T	110	09.00	12.04	PR: 1KE,1KP,1KT							
	1.8 T	132	05.02	12.04	PR: 1KE,1KP,1KT							
	1.9 SDI		09.98	12.04	PR: 1KE,1KP,1KT							
	1.9 TDI	66	09.98	06.01	PR: 1KE,1KP,1KT							
	1.9 TDI	74	09.00	12.04	PR: 1KE,1KP,1KT							
	1.9 TDI	81	09.98	06.01	PR: 1KE,1KP,1KT							
	1.9 TDI	85	02.99	06.01	PR: 1KE,1KP,1KT							
	1.9 TDI	96	04.01	12.04	PR: 1KE,1KP,1KT							
	1.9 TDI	110	10.00	12.04	PR: 1KE,1KP,1KT							
	1.9 TDI 4motion	66	02.99	06.01	PR: 1KE,1KP,1KT							
	1.9 TDI 4motion	74	09.00	12.04	PR: 1KE,1KP,1KT							
1.9 TDI 4motion	85	02.99	06.01	PR: 1KE,1KP,1KT								
1.9 TDI 4motion	96	04.01	12.04	PR: 1KE,1KP,1KT								
1.9 TDI 4motion	110	10.00	12.04	PR: 1KE,1KP,1KT								
2.0	85	09.98	12.04	PR: 1KE,1KP,1KT								
2.0 4motion	85	04.00	12.04	PR: 1KE,1KP,1KT								



VOLKSWAGEN BORA (98-04)

	2.3 V5		09.98	12.04	PR: 1KE,1KP,1KT	13.0460-2894.2	602894		20961 17,4 /Zub/S	LUC
	2.3 V5 4motion		02.99	12.04	PR: 1KE,1KP,1KT	13.0470-2894.2	LD2894		20961 17,4 /Zub/S	LUC
	2.8 V6 4motion	150	05.99	12.04	PR: 1KE,1KP,1KT					
	1.4 16V		09.98	12.04	PR: 1KY	13.0460-2886.2	602886		20961 16,2 /S	LUC
	1.6		09.98	12.04	PR: 1KY	13.0470-2886.2	LD2886		20961 16,2 /S	LUC
	1.6 16V		02.00	12.04	PR: 1KY					
	1.6 FSI		01.02	12.04	PR: 1KY					
	1.8	92	09.98	12.04	PR: 1KY					
	1.8 4motion	92	02.99	12.04	PR: 1KY					
	1.8 T	110	09.00	12.04	PR: 1KY					
	1.8 T	132	05.02	12.04	PR: 1KY					
	1.9 SDI		09.98	12.04	PR: 1KY					
	1.9 TDI	66	09.98	06.01	PR: 1KY					
	1.9 TDI	74	09.00	12.04	PR: 1KY					
	1.9 TDI	81	09.98	06.01	PR: 1KY					
	1.9 TDI	85	02.99	06.01	PR: 1KY					
	1.9 TDI	96	04.01	12.04	PR: 1KY					
	1.9 TDI	110	10.00	12.04	PR: 1KY					
	1.9 TDI 4motion	66	02.99	06.01	PR: 1KY					
	1.9 TDI 4motion	74	09.00	12.04	PR: 1KY					
	1.9 TDI 4motion	85	02.99	06.01	PR: 1KY					
	1.9 TDI 4motion	96	04.01	12.04	PR: 1KY					
	1.9 TDI 4motion	110	10.00	12.04	PR: 1KY					
	2.0	85	09.98	12.04	PR: 1KY					
	2.0 4motion	85	04.00	12.04	PR: 1KY					
	2.3 V5		09.98	12.04	PR: 1KY					
	2.3 V5 4motion		02.99	12.04	PR: 1KY					
	2.8 V6 4motion	150	05.99	12.04	PR: 1KY					
	1.4 16V		09.98	12.04	PR: 1KU,2EE	13.0460-2820.2	602820		20961 17,2 /S	LUC
	1.6		09.98	12.04	PR: 1KU,2EE	13.0470-2820.2	LD2820		20961 17,2 /S	LUC
	1.6 16V		02.00	12.04	PR: 1KU,2EE					
	1.6 FSI		01.02	12.04	PR: 1KU,2EE					
	1.8	92	09.98	12.04	PR: 1KU,2EE					
	1.8 4motion	92	02.99	12.04	PR: 1KU,2EE					
	1.8 T	110	09.00	12.04	PR: 1KU,2EE					
	1.8 T	132	05.02	12.04	PR: 1KU,2EE					
	1.9 SDI		09.98	12.04	PR: 1KU,2EE					
	1.9 TDI	66	09.98	06.01	PR: 1KU,2EE					
	1.9 TDI	74	09.00	12.04	PR: 1KU,2EE					
	1.9 TDI	81	09.98	06.01	PR: 1KU,2EE					
	1.9 TDI	85	02.99	06.01	PR: 1KU,2EE					
	1.9 TDI	96	04.01	12.04	PR: 1KU,2EE					
	1.9 TDI	110	10.00	12.04	PR: 1KU,2EE					
	1.9 TDI 4motion	66	02.99	06.01	PR: 1KU,2EE					
	1.9 TDI 4motion	74	09.00	12.04	PR: 1KU,2EE					
	1.9 TDI 4motion	85	02.99	06.01	PR: 1KU,2EE					
	1.9 TDI 4motion	96	04.01	12.04	PR: 1KU,2EE					
	1.9 TDI 4motion	110	10.00	12.04	PR: 1KU,2EE					
	2.0	85	09.98	12.04	PR: 1KU,2EE					
	2.0 4motion	85	04.00	12.04	PR: 1KU,2EE					
	2.3 V5		09.98	12.04	PR: 1KU,2EE					
	2.3 V5 4motion		02.99	12.04	PR: 1KU,2EE					
	2.8 V6 4motion	150	05.99	12.04	PR: 1KU,2EE					
	1.4 16V		09.98	12.04	PR: 1KP,1KT	24.0109-0123.1	409123		230 9,0 7,0 +S +B	
	1.6		09.98	12.04	PR: 1KP,1KT	24.0309-0123.1	509123		230 9,0 7,0 +S +B PD	
	1.6 16V		02.00	12.04	PR: 1KP,1KT					
	1.6 FSI		01.02	12.04	PR: 1KP,1KT					
	1.8	92	09.98	12.04	PR: 1KP,1KT					
	1.8 4motion	92	02.99	12.04	PR: 1KP,1KT					
	1.8 T	110	09.00	12.04	PR: 1KP,1KT					
	1.8 T	132	05.02	12.04	PR: 1KP,1KT					
	1.9 SDI		09.98	12.04	PR: 1KP,1KT					
	1.9 TDI	66	09.98	06.01	PR: 1KP,1KT					
	1.9 TDI	74	09.00	12.04	PR: 1KP,1KT					
	1.9 TDI	81	09.98	06.01	PR: 1KP,1KT					
	1.9 TDI	85	02.99	06.01	PR: 1KP,1KT					
	1.9 TDI	96	04.01	12.04	PR: 1KP,1KT					
	1.9 TDI	110	10.00	12.04	PR: 1KP,1KT					
	1.9 TDI 4motion	66	02.99	06.01	PR: 1KP,1KT					
	1.9 TDI 4motion	74	09.00	12.04	PR: 1KP,1KT					
	1.9 TDI 4motion	85	02.99	06.01	PR: 1KP,1KT					
	1.9 TDI 4motion	96	04.01	12.04	PR: 1KP,1KT					
	1.9 TDI 4motion	110	10.00	12.04	PR: 1KP,1KT					
	2.0	85	09.98	12.04	PR: 1KP,1KT					
	2.0 4motion	85	04.00	12.04	PR: 1KP,1KT					
	2.3 V5		09.98	12.04	PR: 1KP,1KT					
	2.3 V5 4motion		02.99	12.04	PR: 1KP,1KT					
	2.8 V6 4motion	150	05.99	12.04	PR: 1KP,1KT					
	1.4 16V		09.98	12.04	PR: 1KE	24.0109-0133.1	409133		239 8,9 7,0 +S +B	
	1.6		09.98	12.04	PR: 1KE	24.0309-0133.1	509133		239 8,9 7,0 +S +B PD	
	1.6 16V		02.00	12.04	PR: 1KE					
	1.6 FSI		01.02	12.04	PR: 1KE					
	1.8	92	09.98	12.04	PR: 1KE					
	1.8 4motion	92	02.99	12.04	PR: 1KE					
	1.8 T	110	09.00	12.04	PR: 1KE					
	1.8 T	132	05.02	12.04	PR: 1KE					
	1.9 SDI		09.98	12.04	PR: 1KE					



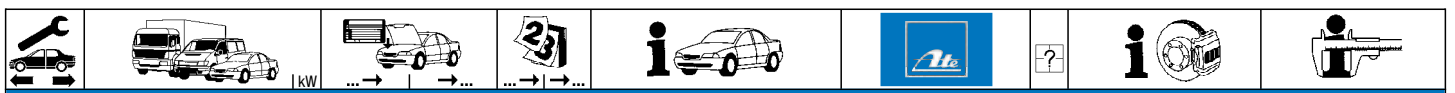


VOLKSWAGEN BORA (98-04)

	1.9 TDI	66		09.98	06.01	PR: 1KE	24.0109-0133.1	409133			239 8,9 7,0 +S +B
	1.9 TDI	74		09.00	12.04	PR: 1KE	24.0309-0133.1	509133			239 8,9 7,0 +S +B PD
	1.9 TDI	81		09.98	06.01	PR: 1KE					
	1.9 TDI	85		02.99	06.01	PR: 1KE					
	1.9 TDI	96		04.01	12.04	PR: 1KE					
	1.9 TDI	110		10.00	12.04	PR: 1KE					
	1.9 TDI 4motion	66		02.99	06.01	PR: 1KE					
	1.9 TDI 4motion	74		09.00	12.04	PR: 1KE					
	1.9 TDI 4motion	85		02.99	06.01	PR: 1KE					
	1.9 TDI 4motion	96		04.01	12.04	PR: 1KE					
	1.9 TDI 4motion	110		10.00	12.04	PR: 1KE					
	2.0	85		09.98	12.04	PR: 1KE					
	2.0 4motion	85		04.00	12.04	PR: 1KE					
	2.3 V5			09.98	12.04	PR: 1KE					
	2.3 V5 4motion			02.99	12.04	PR: 1KE					
2.8 V6 4motion	150		05.99	12.04	PR: 1KE						
	1.4 16V			09.98	12.04	PR: 1KU,1KY,2EE	24.0122-0163.1	422163			256 22,0 20,0 V L +B
	1.6			09.98	12.04	PR: 1KU,1KY,2EE	24.0322-0163.1	522163			256 22,0 20,0 V L +B PD
	1.6 16V			02.00	12.04	PR: 1KU,1KY,2EE					
	1.6 FSI			01.02	12.04	PR: 1KU,1KY,2EE					
	1.8	92		09.98	12.04	PR: 1KU,1KY,2EE					
	1.8 4motion	92		02.99	12.04	PR: 1KU,1KY,2EE					
	1.8 T	110		09.00	12.04	PR: 1KU,1KY,2EE					
	1.8 T	132		05.02	12.04	PR: 1KU,1KY,2EE					
	1.9 SDI			09.98	12.04	PR: 1KU,1KY,2EE					
	1.9 TDI	66		09.98	06.01	PR: 1KU,1KY,2EE					
	1.9 TDI	74		09.00	12.04	PR: 1KU,1KY,2EE					
	1.9 TDI	81		09.98	06.01	PR: 1KU,1KY,2EE					
	1.9 TDI	85		02.99	06.01	PR: 1KU,1KY,2EE					
	1.9 TDI	96		04.01	12.04	PR: 1KU,1KY,2EE					
	1.9 TDI	110		10.00	12.04	PR: 1KU,1KY,2EE					
	1.9 TDI 4motion	66		02.99	06.01	PR: 1KU,1KY,2EE					
	1.9 TDI 4motion	74		09.00	12.04	PR: 1KU,1KY,2EE					
	1.9 TDI 4motion	85		02.99	06.01	PR: 1KU,1KY,2EE					
	1.9 TDI 4motion	96		04.01	12.04	PR: 1KU,1KY,2EE					
	1.9 TDI 4motion	110		10.00	12.04	PR: 1KU,1KY,2EE					
	2.0	85		09.98	12.04	PR: 1KU,1KY,2EE					
	2.0 4motion	85		04.00	12.04	PR: 1KU,1KY,2EE					
	2.3 V5			09.98	12.04	PR: 1KU,1KY,2EE					
2.3 V5 4motion			02.99	12.04	PR: 1KU,1KY,2EE						
2.8 V6 4motion	150		05.99	12.04	PR: 1KU,1KY,2EE						
	1.4 16V			09.98	12.04		24.0741-1107.3	360042	2		Radsensor
	1.6			09.98	12.04						
	1.6 16V			02.00	12.04						
	1.6 FSI			01.02	12.04						
	1.8	92		09.98	12.04						
	1.8 T	110		09.00	12.04						
	1.8 T	132		05.02	12.04						
	1.9 SDI			09.98	12.04						
	1.9 TDI	66		09.98	06.01						
	1.9 TDI	74		09.00	12.04						
	1.9 TDI	81		09.98	06.01						
	1.9 TDI	85		02.99	06.01						
	1.9 TDI	96		04.01	12.04						
	1.9 TDI	110		10.00	12.04						
	2.0	85		09.98	12.04						
2.3 V5			09.98	12.04							
	1.8 4motion	92		02.99	12.04		24.0711-1365.3	360172	2		Radsensor L=226
	1.9 TDI 4motion	66		02.99	06.01						
	1.9 TDI 4motion	74		09.00	12.04						
	1.9 TDI 4motion	85		02.99	06.01						
	1.9 TDI 4motion	96		04.01	12.04						
	1.9 TDI 4motion	110		10.00	12.04						
	2.0 4motion	85		04.00	12.04						
	2.3 V5 4motion			02.99	12.04						
2.8 V6 4motion	150		05.99	12.04							

VOLKSWAGEN CADDY II (96-03)

	1.4		9K-T-514500	11.95			13.0460-2958.2	602958			20168 19,3 /S	LUC
	1.6		9K-T-514500	11.95								
	1.9 D		9K-T-514500	11.95								
	1.9 SDI		9K-T-514500	11.95								
	1.4		9K-T-514501		06.03		13.0460-2821.2	602821			21945 16,0 /S	LUC
	1.6		9K-T-514501		06.03							
	1.7 SDI			07.96	06.03							
	1.9 D		9K-T-514501		06.03							
	1.9 SDI		9K-T-514501		06.03							
	1.4		9K-T-514500	11.95			24.0113-0178.1	413178			256 12,9 11,0 +S +B	
	1.6		9K-T-514500	11.95			24.0313-0178.1	513178			256 12,9 11,0 +S +B PD	
	1.9 D		9K-T-514500	11.95								
	1.9 SDI		9K-T-514500	11.95								
	1.4		9K-T-514501		06.03		24.0120-0128.1	420128			256 20,0 18,0 V L +S +B	
1.6		9K-T-514501		06.03		24.0320-0128.1	520128			256 20,0 18,0 V L +S +B PD		
	1.7 SDI			07.96	06.03							
	1.9 D		9K-T-514501		06.03							
	1.9 SDI		9K-T-514501		06.03							


















VOLKSWAGEN CADDY II (96-03)

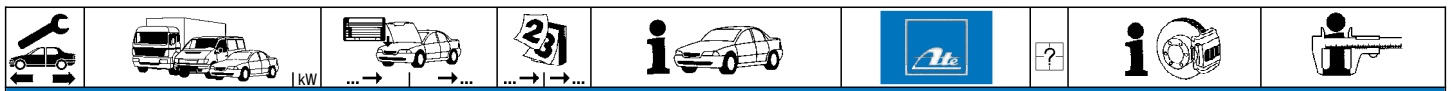
	1.9 TDI			09.96	06.03		24.0120-0128.1	420128		256 20,0 VL +S +B	
							24.0320-0128.1	520128		256 20,0 VL +S +B PD	
	1.4			11.95	06.03		24.0711-1361.3	360022		Radsensor	
	1.6			11.95	06.03		24.0711-1362.3	360023		Radsensor	
	1.7 SDI			07.96	06.03						
	1.9 D			11.95	06.03						
	1.9 SDI			11.95	06.03						
	1.9 TDI			09.96	06.03						
	1.4			11.95	06.03		24.0721-1953.3	360155	2	Radsensor L=1835	
	1.6			11.95	06.03						
	1.7 SDI			07.96	06.03						
	1.9 D			11.95	06.03						
	1.9 SDI			11.95	06.03						
	1.9 TDI			09.96	06.03						
	1.4		9K-Y-500747	11.95			03.0137-0264.2	650264		230 x 40 HEB	VW
	1.6		9K-Y-500747	11.95			03.0137-9164.2	669164		Einbausatz	
	1.7 SDI		9K-Y-500747	07.96							
	1.9 D		9K-Y-500747	11.95							
	1.9 SDI		9K-Y-500747	11.95							
	1.9 TDI		9K-Y-500747	09.96							
	1.4	9K-Y-500748			06.03		03.0137-0357.2	650357		230 x 32 HEB	
	1.6	9K-Y-500748			06.03		03.0137-9149.2	669149		Einbausatz	
	1.7 SDI	9K-Y-500748			06.03						
	1.9 D	9K-Y-500748			06.03						
	1.9 SDI	9K-Y-500748			06.03						
	1.9 TDI	9K-Y-500748			06.03						
	1.4		9K-Y-500747	11.95		- ABS	24.0223-0015.1	480073		230/231 x 51	
	1.6		9K-Y-500747	11.95		- ABS					
	1.7 SDI		9K-Y-500747	07.96		- ABS					
	1.9 D		9K-Y-500747	11.95		- ABS					
	1.9 SDI		9K-Y-500747	11.95		- ABS					
	1.9 TDI		9K-Y-500747	09.96		- ABS					
	1.4		9K-Y-500747	11.95		+ ABS	24.0223-0019.1	480176		230/231 x 51	
	1.6		9K-Y-500747	11.95		+ ABS					
	1.7 SDI		9K-Y-500747	07.96		+ ABS					
	1.9 D		9K-Y-500747	11.95		+ ABS					
	1.9 SDI		9K-Y-500747	11.95		+ ABS					
	1.9 TDI		9K-Y-500747	09.96		+ ABS					
	1.4	9K-Y-500748			06.03		24.0223-0020.1	480177		230/231,5 x 39	
	1.6	9K-Y-500748			06.03						
	1.7 SDI	9K-Y-500748			06.03						
	1.9 D	9K-Y-500748			06.03						
	1.9 SDI	9K-Y-500748			06.03						
	1.9 TDI	9K-Y-500748			06.03						
	1.4		9K-Y-500747	11.95			03.0520-6120.3	696120		20,64/230x40 TopKit	VW
	1.6		9K-Y-500747	11.95							
	1.7 SDI		9K-Y-500747	07.96							
	1.9 D		9K-Y-500747	11.95							
	1.9 SDI		9K-Y-500747	11.95							
	1.9 TDI		9K-Y-500747	09.96							
	1.4	9K-Y-500748			06.03		03.0520-6920.3	696920		20,64/230x32 TopKit	VW
	1.6	9K-Y-500748			06.03						
	1.7 SDI	9K-Y-500748			06.03						
	1.9 D	9K-Y-500748			06.03						
	1.9 SDI	9K-Y-500748			06.03						
	1.9 TDI	9K-Y-500748			06.03						

VOLKSWAGEN CADDY III (04-)

	1.2 TSI			09.10		PR: 1ZF,1ZM	13.0460-7117.2	607117		23131 19,6 +/WK	VW
	1.4	55		02.04		PR: 1ZF,1ZM	13.0470-7117.2	LD7117		23131 19,6 +/WK	VW
	1.4 16V	59		05.06		PR: 1ZF,1ZM					
	1.6			04.04		PR: 1ZF,1ZM					
	1.6 TDI			08.10		PR: 1ZF,1ZM					
	1.9 TDI	55		09.05		PR: 1ZF,1ZM					
	1.9 TDI	77		02.04		PR: 1ZF,1ZM					
	1.9 TDI 4motion	77		05.08		PR: 1ZF,1ZM					
	2.0 Eco Fuel	80		04.06		PR: 1ZF,1ZM					
	2.0 SDI	51		02.04		PR: 1ZF,1ZM					
	2.0 TDI	81		10.10		PR: 1ZF,1ZM					
	2.0 TDI	103		09.07		PR: 1ZF,1ZM					
	2.0 TDI	125		05.12		PR: 1ZF,1ZM					
	2.0 TDI 4motion	81		10.10		PR: 1ZF,1ZM					
	1.2 TSI			09.10		PR: 1ZE,1LJ,1ZA	13.0460-7184.2	607184		23587 20,6 +/WK	ATE
	1.4	55		02.04		PR: 1ZE,1LJ,1ZA	13.0470-7184.2	LD7184		23587 20,6 +/WK	ATE
	1.4 16V	59		05.06		PR: 1ZE,1LJ,1ZA					
	1.6			04.04		PR: 1ZE,1LJ,1ZA					
	1.6 TDI			08.10		PR: 1ZE,1LJ,1ZA					
	1.9 TDI	55		09.05		PR: 1ZE,1LJ,1ZA					
	1.9 TDI	77		02.04		PR: 1ZE,1LJ,1ZA					
	1.9 TDI 4motion	77		05.08		PR: 1ZE,1LJ,1ZA					
	2.0 Eco Fuel	80		04.06		PR: 1ZE,1LJ,1ZA					
	2.0 SDI	51		02.04		PR: 1ZE,1LJ,1ZA					
	2.0 TDI	81		10.10		PR: 1ZE,1LJ,1ZA					
	2.0 TDI	103		09.07		PR: 1ZE,1LJ,1ZA					
	2.0 TDI	125		05.12		PR: 1ZE,1LJ,1ZA					



								
VOLKSWAGEN CADDY III (04-)								
	2.0 TDI 4motion	81		10.10	PR: 1ZE,1LJ,1ZA	13.0460-7184.2 607184 13.0470-7184.2 LD7184		23587 20,6 +WK ATE 23587 20,6 +WK ATE
	1.2 TSI			09.10	PR: 1ZF,1ZM	24.0122-0210.1 422210		280 22,0 19,0 V L +S +B
	1.4	55		02.04	PR: 1ZF,1ZM	24.0322-0210.1 522210		280 22,0 19,0 V L +S +B PD
	1.4 16V	59		05.06	PR: 1ZF,1ZM			
	1.6			04.04	PR: 1ZF,1ZM			
	1.6 TDI			08.10	PR: 1ZF,1ZM			
	1.9 TDI	55		09.05	PR: 1ZF,1ZM			
	1.9 TDI	77		02.04	PR: 1ZF,1ZM			
	1.9 TDI 4motion	77		05.08	PR: 1ZF,1ZM			
	2.0 Eco Fuel	80		04.06	PR: 1ZF,1ZM			
	2.0 SDI	51		02.04	PR: 1ZF,1ZM			
	2.0 TDI	81		10.10	PR: 1ZF,1ZM			
	2.0 TDI	103		09.07	PR: 1ZF,1ZM			
	2.0 TDI	125		05.12	PR: 1ZF,1ZM			
	2.0 TDI 4motion	81		10.10	PR: 1ZF,1ZM			
	1.2 TSI			09.10	PR: 1ZE	24.0125-0145.1 425145		288 25,0 22,0 V L +S +B
	1.4	55		02.04	PR: 1ZE	24.0325-0145.1 525145		288 25,0 22,0 V L +S +B PD
	1.4 16V	59		05.06	PR: 1ZE			
	1.6			04.04	PR: 1ZE			
	1.6 TDI			08.10	PR: 1ZE			
	1.9 TDI	55		09.05	PR: 1ZE			
	1.9 TDI	77		02.04	PR: 1ZE			
	1.9 TDI 4motion	77		05.08	PR: 1ZE			
	2.0 Eco Fuel	80		04.06	PR: 1ZE			
	2.0 SDI	51		02.04	PR: 1ZE			
	2.0 TDI	81		10.10	PR: 1ZE			
	2.0 TDI	103		09.07	PR: 1ZE			
	2.0 TDI	125		05.12	PR: 1ZE			
	2.0 TDI 4motion	81		10.10	PR: 1ZE			
	1.2 TSI			09.10	PR: 1LJ,1ZA	24.0125-0158.1 425158		312 25,0 22,0 V L +S +B
	1.4	55		02.04	PR: 1LJ,1ZA	24.0325-0158.1 525158		312 25,0 22,0 V L +S +B PD
	1.4 16V	59		05.06	PR: 1LJ,1ZA			
	1.6			04.04	PR: 1LJ,1ZA			
	1.6 TDI			08.10	PR: 1LJ,1ZA			
	1.9 TDI	55		09.05	PR: 1LJ,1ZA			
	1.9 TDI	77		02.04	PR: 1LJ,1ZA			
	1.9 TDI 4motion	77		05.08	PR: 1LJ,1ZA			
	2.0 Eco Fuel	80		04.06	PR: 1LJ,1ZA			
	2.0 SDI	51		02.04	PR: 1LJ,1ZA			
	2.0 TDI	81		10.10	PR: 1LJ,1ZA			
	2.0 TDI	103		09.07	PR: 1LJ,1ZA			
	2.0 TDI	125		05.12	PR: 1LJ,1ZA			
	2.0 TDI 4motion	81		10.10	PR: 1LJ,1ZA			
	1.2 TSI			09.10		24.0711-5271.3 360301		Radsensor
	1.4	55		02.04		24.0711-5272.3 360302		Radsensor
	1.4 16V	59		05.06				
	1.6			04.04				
	1.6 TDI			08.10				
	1.9 TDI	55		09.05				
	1.9 TDI	77		02.04				
	1.9 TDI 4motion	77		05.08				
	2.0 Eco Fuel	80		04.06				
	2.0 SDI	51		02.04				
	2.0 TDI	81		10.10				
	2.0 TDI	103		09.07				
	2.0 TDI	125		05.12				
	2.0 TDI 4motion	81		10.10				
	1.4	55		02.04	11.07	13.0460-2880.2 602880		23914 17,1 /WE/Zub/S LUC
	1.4 16V	59		05.06	11.07	13.0470-2880.2 LD2880		23914 17,1 /WE/Zub/S LUC
	1.6			04.04	11.07	13.0460-0259.2 610259		Einbausatz
	1.9 TDI	55		09.05	11.07			
	1.9 TDI	77		02.04	11.07			
	2.0 Eco Fuel	80		04.06	11.07			
	2.0 SDI	51		02.04	11.07			
	2.0 TDI	103		09.07	11.07			
	1.2 TSI			09.10		13.0460-2820.2 602820		20961 17,2 /S LUC
	1.4	55		12.07		13.0470-2820.2 LD2820		20961 17,2 /S LUC
	1.4 16V	59		12.07		13.0460-0259.2 610259		Einbausatz
	1.6			12.07				
	1.6 TDI			08.10				
	1.9 TDI	55		12.07				
	1.9 TDI	77		12.07				
	1.9 TDI 4motion	77		05.08				
	2.0 Eco Fuel	80		12.07				
	2.0 SDI	51		12.07				
	2.0 TDI	81		10.10				
	2.0 TDI	103		12.07				
	2.0 TDI	125		05.12				
	2.0 TDI 4motion	81		10.10				
	1.2 TSI		2K-B-200 000	09.10		13.0460-2880.2 602880		23914 17,1 /WE/Zub/S LUC
	1.4	55	2K-B-200 000	12.07		13.0470-2880.2 LD2880		23914 17,1 /WE/Zub/S LUC
	1.4 16V	59	2K-B-200 000	12.07		13.0460-0259.2 610259		Einbausatz
	1.6		2K-B-200 000	12.07				
	1.6 TDI		2K-B-200 000	08.10				






























VOLKSWAGEN CADDY III (04-)

	1.9 TDI	55	2K-B-200 000	12.07	PR: 1ZE,1LJ	13.0460-2880.2	602880		23914 17,1 /WE/Zub/S 23914 17,1 /WE/Zub/S Einbausatz LUC	
	1.9 TDI	77	2K-B-200 000	12.07	PR: 1ZE,1LJ	13.0470-2880.2	LD2880			
	1.9 TDI 4motion	77	2K-B-200 000	05.08	PR: 1ZE,1LJ	13.0460-0259.2	610259			
	2.0 Eco Fuel	80	2K-B-200 000	12.07	PR: 1ZE,1LJ					
	2.0 SDI	51	2K-B-200 000	12.07	PR: 1ZE,1LJ					
	2.0 TDI	81	2K-B-200 000	10.10	PR: 1ZE,1LJ					
	2.0 TDI	103	2K-B-200 000	12.07	PR: 1ZE,1LJ					
	2.0 TDI 4motion	81	2K-B-200 000	10.10	PR: 1ZE,1LJ					
	1.2 TSI		2K-B-200 001		PR: 1ZA,1ZE,2E3	13.0460-3858.2	603858			
	1.4	55	2K-B-200 001		PR: 1ZA,1ZE,2E3					
1.4 16V	59	2K-B-200 001		PR: 1ZA,1ZE,2E3						
1.6		2K-B-200 001		PR: 1ZA,1ZE,2E3						
1.6 TDI		2K-B-200 001		PR: 1ZA,1ZE,2E3						
1.9 TDI	55	2K-B-200 001		PR: 1ZA,1ZE,2E3						
1.9 TDI	77	2K-B-200 001		PR: 1ZA,1ZE,2E3						
1.9 TDI 4motion	77	2K-B-200 001		PR: 1ZA,1ZE,2E3						
2.0 Eco Fuel	80	2K-B-200 001		PR: 1ZA,1ZE,2E3						
2.0 SDI	51	2K-B-200 001		PR: 1ZA,1ZE,2E3						
2.0 TDI	81	2K-B-200 001		PR: 1ZA,1ZE,2E3						
2.0 TDI	103	2K-B-200 001		PR: 1ZA,1ZE,2E3						
2.0 TDI	125		05.12	PR: 1ZA,1ZE,2E3						
2.0 TDI 4motion	81	2K-B-200 001		PR: 1ZA,1ZE,2E3						
	1.4	55		02.04	11.07	24.0112-0158.1	412158		256 12,0 10,0 +B 256 12,0 10,0 +B PD	
	1.4 16V	59		05.06	11.07	24.0312-0158.1	512158			
	1.6			04.04	11.07					
	1.9 TDI	55		09.05	11.07					
	1.9 TDI	77		02.04	11.07					
	2.0 Eco Fuel	80		04.06	11.07					
	2.0 SDI	51		02.04	11.07					
	2.0 TDI	103		09.07	11.07					
	1.2 TSI			09.10		PR: 1ZF,2E2	24.0110-0277.1			410277
	1.4	55		12.07		PR: 1ZF,2E2	24.0310-0277.1			510277
1.4 16V	59		12.07		PR: 1ZF,2E2					
1.6			12.07		PR: 1ZF,2E2					
1.6 TDI			08.10		PR: 1ZF,2E2					
1.9 TDI	55		12.07		PR: 1ZF,2E2					
1.9 TDI	77		12.07		PR: 1ZF,2E2					
1.9 TDI 4motion	77		05.08		PR: 1ZF,2E2					
2.0 Eco Fuel	80		12.07		PR: 1ZF,2E2					
2.0 SDI	51		12.07		PR: 1ZF,2E2					
2.0 TDI	81		10.10		PR: 1ZF,2E2					
2.0 TDI	103		12.07		PR: 1ZF,2E2					
2.0 TDI	125		05.12		PR: 1ZF,2E2					
2.0 TDI 4motion	81		10.10		PR: 1ZF,2E2					
	1.2 TSI		2K-B-200 000	09.10	PR: 1ZE,1LJ	24.0112-0158.1	412158		256 12,0 10,0 +B 256 12,0 10,0 +B PD	
	1.4	55	2K-B-200 000	12.07	PR: 1ZE,1LJ	24.0312-0158.1	512158			
	1.4 16V	59	2K-B-200 000	12.07	PR: 1ZE,1LJ					
	1.6		2K-B-200 000	12.07	PR: 1ZE,1LJ					
	1.6 TDI		2K-B-200 000	08.10	PR: 1ZE,1LJ					
	1.9 TDI	55	2K-B-200 000	12.07	PR: 1ZE,1LJ					
	1.9 TDI	77	2K-B-200 000	12.07	PR: 1ZE,1LJ					
	1.9 TDI 4motion	77	2K-B-200 000	05.08	PR: 1ZE,1LJ					
	2.0 Eco Fuel	80	2K-B-200 000	12.07	PR: 1ZE,1LJ					
	2.0 SDI	51	2K-B-200 000	12.07	PR: 1ZE,1LJ					
2.0 TDI	81	2K-B-200 000	10.10	PR: 1ZE,1LJ						
2.0 TDI	103	2K-B-200 000	12.07	PR: 1ZE,1LJ						
2.0 TDI 4motion	81	2K-B-200 000	10.10	PR: 1ZE,1LJ						
	1.2 TSI		2K-B-200 001		PR: 1ZA,1ZE,2E3	24.0110-0356.1	410356		272 9,7 8,0 +S +B	
	1.4	55	2K-B-200 001		PR: 1ZA,1ZE,2E3					
	1.4 16V	59	2K-B-200 001		PR: 1ZA,1ZE,2E3					
	1.6		2K-B-200 001		PR: 1ZA,1ZE,2E3					
	1.6 TDI		2K-B-200 001		PR: 1ZA,1ZE,2E3					
	1.9 TDI	55	2K-B-200 001		PR: 1ZA,1ZE,2E3					
	1.9 TDI	77	2K-B-200 001		PR: 1ZA,1ZE,2E3					
	1.9 TDI 4motion	77	2K-B-200 001		PR: 1ZA,1ZE,2E3					
	2.0 Eco Fuel	80	2K-B-200 001		PR: 1ZA,1ZE,2E3					
	2.0 SDI	51	2K-B-200 001		PR: 1ZA,1ZE,2E3					
2.0 TDI	81	2K-B-200 001		PR: 1ZA,1ZE,2E3						
2.0 TDI	103	2K-B-200 001		PR: 1ZA,1ZE,2E3						
2.0 TDI	125		05.12	PR: 1ZA,1ZE,2E3						
2.0 TDI 4motion	81	2K-B-200 001		PR: 1ZA,1ZE,2E3						
	1.2 TSI			09.10		24.0711-6230.3	360310	2	Radsensor	
	1.4	55		02.04						
	1.4 16V	59		05.06						
	1.6			04.04						
	1.6 TDI			08.10						
	1.9 TDI	55		09.05						
	1.9 TDI	77		02.04						
	2.0 Eco Fuel	80		04.06						
	2.0 SDI	51		02.04						
	2.0 TDI	103		09.07						
2.0 TDI	81		10.10		24.0711-6230.3	360310				
2.0 TDI	125		05.12							
1.9 TDI 4motion	77		05.08		24.0711-5271.3	360301	2	Radsensor Radsensor		
2.0 TDI 4motion	81		10.10		24.0711-5272.3	360302				




















1) - parking assistant / - assistente di parcheggio / - assistance au stationnement / - asistente de aparcamiento



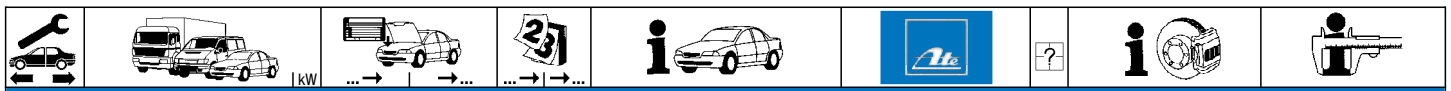
								
VOLKSWAGEN CADDY Pickup (97-02)								
	1.6 1.9 D			10.97 10.97	12.00 12.00		13.0460-2964.2 602964	20861 17,5 /S LUC
	1.6 1.9 D			10.97 10.97	12.00 12.00		24.0113-0182.1 413182	236 12,8 11,4 +B
	1.6 1.9 D			10.97 10.97	12.00 12.00		24.0711-1347.3 360263	2  Radsensor L=840
	1.6 1.9 D			10.97 10.97	12.00 12.00		24.0741-1107.3 360042	2  Radsensor
	1.6 1.9 D			10.97 10.97	12.00 12.00		03.0137-0268.2 03.0137-9168.2	650268 669168 200 x 40 HEB Einbausatz VW VW
	1.6 1.9 D			10.97 10.97	12.00 12.00		24.0220-0018.1 24.0220-0718.2	480019 480209 ohne Sensorring ¹⁾ ohne Sensorring ¹⁾ 200/201,5 x 50,5 - Lager 200/201,5 x 50,5 + Lager
	1.6 1.9 D			10.97 10.97	12.00 12.00	- ABS - ABS	03.0520-7022.3 697022	22,20/200x40 TopKit VW
	1.6 1.9 D			10.97 10.97	12.00 12.00	+ ABS + ABS	03.0520-5319.3 695319	19,05/200x40 TopKit
VOLKSWAGEN CC COUPE (11-)								
	1.4 TSI 1.8 TSI 2.0 TDI 2.0 TDI 2.0 TDI 2.0 TDI 2.0 TDI 4motion 2.0 TDI 4motion 2.0 TDI 4motion 2.0 TSI 3.6 V6 4motion	118 118 100 103 125 130 103 125 130 155 220		11.11 11.11 11.11 11.11 11.11 12.12 11.11 11.11 12.12 11.11 11.11	PR: 1ZM,1ZG PR: 1ZM,1ZG PR: 1ZM,1ZG PR: 1ZM,1ZG PR: 1ZM,1ZG PR: 1ZM,1ZG PR: 1ZM,1ZG PR: 1ZM,1ZG PR: 1ZM,1ZG PR: 1ZM,1ZG PR: 1ZM,1ZG		13.0460-7184.2 13.0470-7184.2	607184 LD7184 23587 20,6 +/WK 23587 20,6 +/WK ATE ATE
	1.4 TSI 1.8 TSI 2.0 TDI 2.0 TDI 2.0 TDI 2.0 TDI 2.0 TDI 4motion 2.0 TDI 4motion 2.0 TDI 4motion 2.0 TSI 3.6 V6 4motion	118 118 100 103 125 130 103 125 130 155 220		11.11 11.11 11.11 11.11 11.11 12.12 11.11 11.11 12.12 11.11 11.11	PR: 1ZM,1ZG PR: 1ZM,1ZG PR: 1ZM,1ZG PR: 1ZM,1ZG PR: 1ZM,1ZG PR: 1ZM,1ZG PR: 1ZM,1ZG PR: 1ZM,1ZG PR: 1ZM,1ZG PR: 1ZM,1ZG PR: 1ZM,1ZG		24.0125-0158.1 425158	312 25,0 22,0 V L +S +B
	1.4 TSI 1.8 TSI 2.0 TDI 2.0 TDI 2.0 TDI 2.0 TDI 2.0 TDI 4motion 2.0 TDI 4motion 2.0 TDI 4motion 2.0 TSI 3.6 V6 4motion	118 118 100 103 125 130 103 125 130 155 220		11.11 11.11 11.11 11.11 11.11 12.12 11.11 11.11 12.12 11.11 11.11	PR: 1LA,1LB PR: 1LA,1LB PR: 1LA,1LB PR: 1LA,1LB PR: 1LA,1LB PR: 1LA,1LB PR: 1LA,1LB PR: 1LA,1LB PR: 1LA,1LB PR: 1LA,1LB PR: 1LA,1LB		24.0130-0225.1 430225	340 30,0 27,0 V L +S +B
	1.4 TSI 1.8 TSI 2.0 TDI 2.0 TDI 2.0 TDI 2.0 TDI 2.0 TDI 4motion 2.0 TDI 4motion 2.0 TDI 4motion 2.0 TSI 3.6 V6 4motion	118 118 100 103 125 130 103 125 130 155 220		11.11 11.11 11.11 11.11 11.11 12.12 11.11 11.11 12.12 11.11 11.11			24.0711-5271.3 24.0711-5272.3	360301 360302   Radsensor Radsensor
	1.4 TSI 1.8 TSI 2.0 TDI 2.0 TDI 2.0 TDI 2.0 TDI 2.0 TDI 4motion 2.0 TDI 4motion 2.0 TDI 4motion 2.0 TSI 3.6 V6 4motion	118 118 100 103 125 130 103 125 130 155 220		11.11 11.11 11.11 11.11 11.11 12.12 11.11 11.11 12.12 11.11 11.11	PR: 1KW PR: 1KW PR: 1KW PR: 1KW PR: 1KW PR: 1KW PR: 1KW PR: 1KW PR: 1KW PR: 1KW PR: 1KW		13.0460-2749.2 13.0470-2749.2	602749 LD2749 elektrische Feststellbremse ²⁾ elektrische Feststellbremse ²⁾ 24483 16,9 /Zub/S 24483 16,9 /Zub/S LUC LUC
	1.4 TSI 1.8 TSI 2.0 TDI 2.0 TDI 2.0 TDI 2.0 TDI	118 118 100 103 125 130		11.11 11.11 11.11 11.11 11.11 12.12	PR: 2EA PR: 2EA PR: 2EA PR: 2EA PR: 2EA PR: 2EA		13.0460-2887.2 13.0470-2887.2	602887 LD2887 elektrische Feststellbremse ²⁾ elektrische Feststellbremse ²⁾ 23914 17,1 /WE/Zub/S 23914 17,1 /WE/Zub/S LUC LUC

¹⁾ without sensor ring / senza sensori / sans secours ABS / sin anillo sensor ABS

²⁾ electric parking brake / fr.di stazionamento elettrico / frein à main électrique / freno de mano eléctrico

								
VOLKSWAGEN CC COUPE (11-)								
	2.0 TDI 4motion 2.0 TDI 4motion 2.0 TDI 4motion 2.0 TSI 3.6 V6 4motion	103 125 130 155 220	11.11 11.11 12.12 11.11 11.11	PR: 2EA PR: 2EA PR: 2EA PR: 2EA PR: 2EA	13.0460-2887.2 13.0470-2887.2	602887 LD2887	elektrische Feststellbremse ¹⁾ elektrische Feststellbremse ¹⁾	23914 17,1 /WE/Zub/S 23914 17,1 /WE/Zub/S LUC LUC
	1.4 TSI 1.8 TSI 2.0 TDI 2.0 TDI 2.0 TDI 2.0 TDI 2.0 TDI 4motion 2.0 TDI 4motion 2.0 TDI 4motion 2.0 TDI 4motion 2.0 TSI 3.6 V6 4motion	118 118 100 103 125 130 103 125 130 130 155 220	11.11 11.11 11.11 11.11 11.11 12.12 11.11 11.11 12.12 11.11 11.11 11.11	PR: 1KW PR: 1KW PR: 1KW PR: 1KW PR: 1KW PR: 1KW PR: 1KW PR: 1KW PR: 1KW PR: 1KW PR: 1KW PR: 1KW	24.0112-0169.1	412169	elektrische Feststellbremse ¹⁾	282 12,0 10,0 +S +B
	1.4 TSI 1.8 TSI 2.0 TDI 2.0 TDI 2.0 TDI 2.0 TDI 4motion 2.0 TDI 4motion 2.0 TDI 4motion 2.0 TDI 4motion 2.0 TSI 3.6 V6 4motion	118 118 100 103 125 130 103 125 130 130 155 220	11.11 11.11 11.11 11.11 11.11 12.12 11.11 11.11 12.12 11.11 11.11 11.11	PR: 2EA PR: 2EA PR: 2EA PR: 2EA PR: 2EA PR: 2EA PR: 2EA PR: 2EA PR: 2EA PR: 2EA PR: 2EA PR: 2EA	24.0122-0219.1	422219		310 22,0 20,0 V L +B
	2.0 TDI 4motion 2.0 TDI 4motion 2.0 TDI 4motion 3.6 V6 4motion	103 125 130 220	11.11 11.11 12.12 11.11		24.0711-5401.3 24.0711-5402.3	360330 360331	 	Radsensor Radsensor
VOLKSWAGEN CRAFTER (06-)								
	2.0 TDI 4motion 2.0 TDI BlueMotion 2.0 TDI BlueMotion 2.0 TDI BlueMotion 2.5 TDI 2.5 TDI 2.5 TDI 2.5 TDI	120 80 100 120 65 80 100 120	11.11 07.11 07.11 07.11 04.06 04.06 04.06 04.06	PR: OWC, OWL PR: OWC, OWL PR: OWC, OWL PR: OWC, OWL PR: OWC, OWL PR: OWC, OWL PR: OWC, OWL PR: OWC, OWL	13.0460-4826.2 24.8190-0424.2	604826 620424	2	29192 20,7 /WE/Zub Warnkontakt L=103,2mm BRE
	2.5 TDI 2.5 TDI 2.5 TDI 2.5 TDI	65 80 100 120	04.06 04.06 06.11 04.06 06.11	PR: OWF PR: OWF PR: OWF PR: OWF	13.0460-4827.2 24.8190-0424.2	604827 620424	2	29200 21,0 /WE/Zub Warnkontakt L=103,2mm BRE
	2.0 TDI 4motion 2.0 TDI BlueMotion 2.0 TDI BlueMotion 2.0 TDI BlueMotion 2.5 TDI 2.5 TDI 2.5 TDI 2.5 TDI	120 80 100 120 65 80 100 120	11.11 07.11 07.11 07.11 07.11 07.11 07.11 07.11	PR: OWF PR: OWF PR: OWF PR: OWF PR: OWF PR: OWF PR: OWF PR: OWF	13.0460-4827.2 24.8190-0005.2	604827 620005	2	29200 21,0 /WE/Zub Warnkontakt L=84,4mm BRE
	2.0 TDI 4motion 2.0 TDI BlueMotion 2.0 TDI BlueMotion 2.0 TDI BlueMotion 2.5 TDI 2.5 TDI 2.5 TDI 2.5 TDI	120 80 100 120 65 80 100 120	11.11 07.11 07.11 07.11 04.06 04.06 04.06 04.06	PR: OWC, OWF, OWL PR: OWC, OWF, OWL PR: OWC, OWF, OWL PR: OWC, OWF, OWL PR: OWC, OWF, OWL PR: OWC, OWF, OWL PR: OWC, OWF, OWL PR: OWC, OWF, OWL	24.0128-0203.1	428203		300 28,0 25,0 V L +S +B
	2.0 TDI 4motion 2.0 TDI BlueMotion 2.0 TDI BlueMotion 2.0 TDI BlueMotion 2.5 TDI 2.5 TDI 2.5 TDI 2.5 TDI	120 80 100 120 65 80 100 120	11.11 07.11 07.11 07.11 04.06 04.06 04.06 04.06	PR: OWC, OWL PR: OWC, OWL PR: OWC, OWL PR: OWC, OWL PR: OWC, OWL PR: OWC, OWL PR: OWC, OWL PR: OWC, OWL	13.0460-3832.2 24.8190-0418.2	603832 620418	2	29190 20,2 +/WE/S Warnkontakt L=95mm BOS
	2.0 TDI 4motion 2.0 TDI BlueMotion 2.0 TDI BlueMotion 2.0 TDI BlueMotion 2.5 TDI 2.5 TDI 2.5 TDI 2.5 TDI	120 80 100 120 65 80 100 120	11.11 07.11 07.11 07.11 04.06 04.06 04.06 04.06	PR: OWF PR: OWF PR: OWF PR: OWF PR: OWF PR: OWF PR: OWF PR: OWF	13.0460-3842.2 24.8190-0005.2	603842 620005	2	29217 20,5 /S Warnkontakt L=84,4mm BOS
	2.0 TDI 4motion 2.0 TDI BlueMotion 2.0 TDI BlueMotion 2.0 TDI BlueMotion 2.5 TDI 2.5 TDI 2.5 TDI 2.5 TDI	120 80 100 120 65 80 100 120	11.11 07.11 07.11 07.11 04.06 04.06 04.06 04.06	PR: OWC, OWL PR: OWC, OWL PR: OWC, OWL PR: OWC, OWL PR: OWC, OWL PR: OWC, OWL PR: OWC, OWL PR: OWC, OWL	24.0116-0121.1	416121		298 16,0 14,0 +B
	2.0 TDI 4motion	120	11.11	PR: OWF	24.0128-0202.1	428202		303 28,0 25,0 V L +B

¹⁾ electric parking brake / fr.di stazionamento elettrico / frein à main électrique / freno de mano eléctrico
















VOLKSWAGEN CRAFTER (06-)

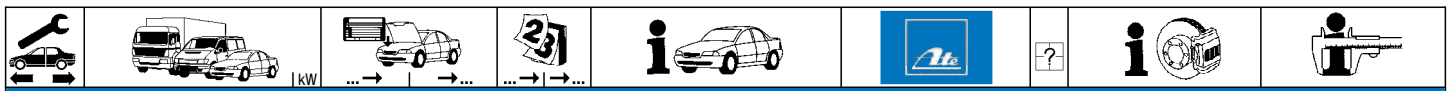
	2.0 TDI BlueMotion	80		07.11	PR: OWF	24.0128-0202.1	428202		303 28,0 25,0 V L +B
	2.0 TDI BlueMotion	100		07.11	PR: OWF				
	2.0 TDI BlueMotion	120		07.11	PR: OWF				
	2.5 TDI	65		04.06	PR: OWF				
	2.5 TDI	80		04.06	PR: OWF				
	2.5 TDI	100		04.06	PR: OWF				
	2.5 TDI	120		04.06	PR: OWF				
	2.0 TDI 4motion	120		11.11	PR: OWC, OWL	03.0137-4003.2	654003		180 x 25 /Zub
	2.0 TDI BlueMotion	80		07.11	PR: OWC, OWL				
	2.0 TDI BlueMotion	100		07.11	PR: OWC, OWL				
	2.0 TDI BlueMotion	120		07.11	PR: OWC, OWL				
	2.5 TDI	65		04.06	PR: OWC, OWL				
	2.5 TDI	80		04.06	PR: OWC, OWL				
	2.5 TDI	100		04.06	PR: OWC, OWL				
	2.0 TDI 4motion	120		11.11	PR: OWF	03.0137-4008.2	654008		172 x 42 /Zub
	2.0 TDI BlueMotion	80		07.11	PR: OWF				
	2.0 TDI BlueMotion	100		07.11	PR: OWF				
	2.0 TDI BlueMotion	120		07.11	PR: OWF				
	2.5 TDI	65		04.06	PR: OWF				
	2.5 TDI	80		04.06	PR: OWF				
	2.5 TDI	100		04.06	PR: OWF				

VOLKSWAGEN EOS (06-)

	1.4 TSI	90		10.07	PR: 1LJ,1ZA,1ZD,1ZE	13.0460-7184.2	607184		23587 20,6 +/WK ATE
	1.4 TSI	92		11.13	PR: 1LJ,1ZA,1ZD,1ZE				
	1.4 TSI	110		11.13	PR: 1LJ,1ZA,1ZD,1ZE				
	1.4 TSI	118		05.08	PR: 1LJ,1ZA,1ZD,1ZE				
	1.6 FSI	85		05.06	PR: 1LJ,1ZA,1ZD,1ZE				
	2.0 FSI	110		05.06	PR: 1LJ,1ZA,1ZD,1ZE				
	2.0 TDI	100		11.10	PR: 1LJ,1ZA,1ZD,1ZE				
	2.0 TDI	103		05.06	PR: 1LJ,1ZA,1ZD,1ZE				
	2.0 TDI 16V	103		05.08	PR: 1LJ,1ZA,1ZD,1ZE				
	2.0 TFSI	147		05.06	PR: 1LJ,1ZA,1ZD,1ZE				
	2.0 TFSI	162		11.13	PR: 1LJ,1ZA,1ZD,1ZE				
	2.0 TSI	155		11.09	PR: 1LJ,1ZA,1ZD,1ZE				
	3.2 V6	184		05.06	PR: 1LJ,1ZA,1ZD,1ZE				
	3.6 V6	191		05.09	PR: 1LJ,1ZA,1ZD,1ZE				
	1.4 TSI	90		10.07	PR: 1LK	13.0460-7200.2	607200		23801 20,3 +/WK ATE
	1.4 TSI	92		11.13	PR: 1LK				
	1.4 TSI	110		11.13	PR: 1LK				
	1.4 TSI	118		05.08	PR: 1LK				
	1.6 FSI	85		05.06	PR: 1LK				
	2.0 FSI	110		05.06	PR: 1LK				
	2.0 TDI	100		11.10	PR: 1LK				
	2.0 TDI	103		05.06	PR: 1LK				
	2.0 TDI 16V	103		05.08	PR: 1LK				
	2.0 TFSI	147		05.06	PR: 1LK				
	2.0 TFSI	162		11.13	PR: 1LK				
	2.0 TSI	155		11.09	PR: 1LK				
	3.2 V6	184		05.06	PR: 1LK				
	3.6 V6	191		05.09	PR: 1LK				
	1.4 TSI	90		10.07	PR: 1ZE	24.0125-0145.1	425145		288 25,0 22,0 V L +S +B 288 25,0 22,0 V L +S +B PD
	1.4 TSI	92		11.13	PR: 1ZE				
	1.4 TSI	110		11.13	PR: 1ZE				
	1.4 TSI	118		05.08	PR: 1ZE				
	1.6 FSI	85		05.06	PR: 1ZE				
	2.0 FSI	110		05.06	PR: 1ZE				
	2.0 TDI	100		11.10	PR: 1ZE				
	2.0 TDI	103		05.06	PR: 1ZE				
	2.0 TDI 16V	103		05.08	PR: 1ZE				
	2.0 TFSI	147		05.06	PR: 1ZE				
	2.0 TFSI	162		11.13	PR: 1ZE				
	2.0 TSI	155		11.09	PR: 1ZE				
	3.2 V6	184		05.06	PR: 1ZE				
	3.6 V6	191		05.09	PR: 1ZE				
	1.4 TSI	90		10.07	PR: 1LJ,1ZA,1ZD	24.0125-0158.1	425158		312 25,0 22,0 V L +S +B 312 25,0 22,0 V L +S +B PD
	1.4 TSI	92		11.13	PR: 1LJ,1ZA,1ZD				
	1.4 TSI	110		11.13	PR: 1LJ,1ZA,1ZD				
	1.4 TSI	118		05.08	PR: 1LJ,1ZA,1ZD				
	1.6 FSI	85		05.06	PR: 1LJ,1ZA,1ZD				
	2.0 FSI	110		05.06	PR: 1LJ,1ZA,1ZD				
	2.0 TDI	100		11.10	PR: 1LJ,1ZA,1ZD				
	2.0 TDI	103		05.06	PR: 1LJ,1ZA,1ZD				
	2.0 TDI 16V	103		05.08	PR: 1LJ,1ZA,1ZD				
	2.0 TFSI	147		05.06	PR: 1LJ,1ZA,1ZD				
	2.0 TFSI	162		11.13	PR: 1LJ,1ZA,1ZD				
	2.0 TSI	155		11.09	PR: 1LJ,1ZA,1ZD				
	3.2 V6	184		05.06	PR: 1LJ,1ZA,1ZD				
	3.6 V6	191		05.09	PR: 1LJ,1ZA,1ZD				
	1.4 TSI	90		10.07	PR: 1LK	24.0130-0115.1	430115		345 30,0 27,0 V L +B 345 30,0 27,0 V L +B PD
	1.4 TSI	92		11.13	PR: 1LK				
	1.4 TSI	110		11.13	PR: 1LK				
	1.4 TSI	118		05.08	PR: 1LK				
	2.0 FSI	110		05.06	PR: 1LK				



								
VOLKSWAGEN EOS (06-)								
	2.0 TDI 100 2.0 TDI 103 2.0 TDI 16V 103 2.0 TFSI 147 2.0 TFSI 162 2.0 TSI 155 3.2 V6 184 3.6 V6 191		11.10 05.06 05.08 05.06 11.13 11.09 05.06 05.09	PR: 1LK PR: 1LK PR: 1LK PR: 1LK PR: 1LK PR: 1LK PR: 1LK	24.0130-0115.1 430115 24.0330-0115.1 530115			345 30,0 27,0 VL +B 345 30,0 27,0 VL +B PD
	1.4 TSI 90 1.4 TSI 92 1.4 TSI 110 1.4 TSI 118 1.6 FSI 85 2.0 FSI 110 2.0 TDI 100 2.0 TDI 103 2.0 TDI 103 2.0 TFSI 147 2.0 TFSI 162 2.0 TSI 155 3.2 V6 184 3.6 V6 191		10.07 11.13 11.13 05.08 05.06 05.06 11.10 05.06 05.06 05.06 11.13 11.09 05.06 05.09		24.0711-5271.3 360301 24.0711-5272.3 360302			Radsensor Radsensor
	1.4 TSI 90 1.4 TSI 92 1.4 TSI 110 1.4 TSI 118 1.6 FSI 85 2.0 FSI 110 2.0 TDI 100 2.0 TDI 103 2.0 TDI 16V 103 2.0 TFSI 147 2.0 TFSI 162 2.0 TSI 155 3.2 V6 184 3.6 V6 191		10.07 11.13 11.13 05.08 05.06 05.06 11.10 05.06 05.08 05.06 11.13 11.09 05.06 05.09	PR: 1KD PR: 1KD PR: 1KD PR: 1KD PR: 1KD PR: 1KD PR: 1KD PR: 1KD PR: 1KD PR: 1KD PR: 1KD PR: 1KD PR: 1KD	13.0460-2820.2 602820 13.0470-2820.2 LD2820 13.0460-0259.2 610259			20961 17,2 /S LUC 20961 17,2 /S LUC Einbausatz
	1.4 TSI 90 1.4 TSI 92 1.4 TSI 110 1.4 TSI 118 1.6 FSI 85 2.0 FSI 110 2.0 TDI 100 2.0 TDI 103 2.0 TDI 16V 103 2.0 TFSI 147 2.0 TFSI 162 2.0 TSI 155 3.2 V6 184 3.6 V6 191		10.07 11.13 11.13 05.08 05.06 05.06 11.10 05.06 05.08 05.06 11.13 11.09 05.06 05.09	PR: 1KS PR: 1KS PR: 1KS PR: 1KS PR: 1KS PR: 1KS PR: 1KS PR: 1KS PR: 1KS PR: 1KS PR: 1KS PR: 1KS PR: 1KS	13.0460-3858.2 603858			24563 17,7 /Zub/S BOS
	1.4 TSI 90 1.4 TSI 92 1.4 TSI 110 1.4 TSI 118 1.6 FSI 85 2.0 FSI 110 2.0 TDI 100 2.0 TDI 103 2.0 TDI 16V 103 2.0 TFSI 147 2.0 TFSI 162 2.0 TSI 155 3.2 V6 184 3.6 V6 191		10.07 11.13 11.13 05.08 05.06 05.06 11.10 05.06 05.08 05.06 11.13 11.09 05.06 05.09	PR: 1KJ,1KZ PR: 1KJ,1KZ PR: 1KJ,1KZ PR: 1KJ,1KZ PR: 1KJ,1KZ PR: 1KJ,1KZ PR: 1KJ,1KZ PR: 1KJ,1KZ PR: 1KJ,1KZ PR: 1KJ,1KZ PR: 1KJ,1KZ PR: 1KJ,1KZ PR: 1KJ,1KZ	13.0460-2880.2 602880 13.0470-2880.2 LD2880 13.0460-0259.2 610259			23914 17,1 /WE/Zub/S LUC 23914 17,1 /WE/Zub/S LUC Einbausatz
	1.4 TSI 90 1.4 TSI 92 1.4 TSI 110 1.4 TSI 118 1.6 FSI 85 2.0 FSI 110 2.0 TDI 100 2.0 TDI 103 2.0 TDI 16V 103 2.0 TFSI 147 2.0 TFSI 162 2.0 TSI 155 3.2 V6 184 3.6 V6 191		10.07 11.13 11.13 05.08 05.06 05.06 11.10 05.06 05.08 05.06 11.13 11.09 05.06 05.09	PR: 2EA PR: 2EA PR: 2EA PR: 2EA PR: 2EA PR: 2EA PR: 2EA PR: 2EA PR: 2EA PR: 2EA PR: 2EA PR: 2EA PR: 2EA	13.0460-2880.2 602880 13.0470-2880.2 LD2880 13.0460-0035.2 610035			23914 17,1 /WE/Zub/S LUC 23914 17,1 /WE/Zub/S LUC Einbausatz
	1.4 TSI 90 1.4 TSI 92 1.4 TSI 110 1.4 TSI 118 1.6 FSI 85 2.0 FSI 110 2.0 TDI 100 2.0 TDI 103 2.0 TDI 16V 103		10.07 11.13 11.13 05.08 05.06 05.06 11.10 05.06 05.08	PR: 1KD PR: 1KD PR: 1KD PR: 1KD PR: 1KD PR: 1KD PR: 1KD PR: 1KD PR: 1KD	24.0110-0277.1 410277 24.0310-0277.1 510277			253 10,0 8,0 +S +B 253 10,0 8,0 +S +B PD



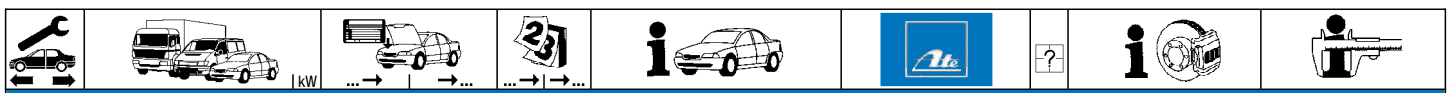
VOLKSWAGEN EOS (06-)

	2.0 TFSI	147	05.06	PR: 1KD	24.0110-0277.1	410277		253 10,0 8,0 +S +B
	2.0 TFSI	162	11.13	PR: 1KD	24.0310-0277.1	510277		253 10,0 8,0 +S +B PD
	2.0 TSI	155	11.09	PR: 1KD				
	3.2 V6	184	05.06	PR: 1KD				
	3.6 V6	191	05.09	PR: 1KD				
	1.4 TSI	90	10.07	PR: 1KS	24.0110-0356.1	410356		272 9,7 8,0 +S +B
	1.4 TSI	92	11.13	PR: 1KS				
	1.4 TSI	110	11.13	PR: 1KS				
	1.4 TSI	118	05.08	PR: 1KS				
	1.6 FSI	85	05.06	PR: 1KS				
	2.0 FSI	110	05.06	PR: 1KS				
	2.0 TDI	100	11.10	PR: 1KS				
2.0 TDI	103	05.06	PR: 1KS					
2.0 TDI 16V	103	05.08	PR: 1KS					
2.0 TFSI	147	05.06	PR: 1KS					
2.0 TFSI	162	11.13	PR: 1KS					
2.0 TSI	155	11.09	PR: 1KS					
3.2 V6	184	05.06	PR: 1KS					
3.6 V6	191	05.09	PR: 1KS					
1.4 TSI	90	10.07	PR: 1KJ,1KZ	24.0112-0169.1	412169		282 12,0 10,0 +S +B	
1.4 TSI	92	11.13	PR: 1KJ,1KZ					
1.4 TSI	110	11.13	PR: 1KJ,1KZ					
1.4 TSI	118	05.08	PR: 1KJ,1KZ					
1.6 FSI	85	05.06	PR: 1KJ,1KZ					
2.0 FSI	110	05.06	PR: 1KJ,1KZ					
2.0 TDI	100	11.10	PR: 1KJ,1KZ					
2.0 TDI	103	05.06	PR: 1KJ,1KZ					
2.0 TDI 16V	103	05.08	PR: 1KJ,1KZ					
2.0 TFSI	147	05.06	PR: 1KJ,1KZ					
2.0 TFSI	162	11.13	PR: 1KJ,1KZ					
2.0 TSI	155	11.09	PR: 1KJ,1KZ					
3.2 V6	184	05.06	PR: 1KJ,1KZ					
3.6 V6	191	05.09	PR: 1KJ,1KZ					
1.4 TSI	90	10.07	PR: 2EA	24.0122-0219.1	422219		310 22,0 20,0 V L +B	
1.4 TSI	92	11.13	PR: 2EA					
1.4 TSI	110	11.13	PR: 2EA					
1.4 TSI	118	05.08	PR: 2EA					
1.6 FSI	85	05.06	PR: 2EA					
2.0 FSI	110	05.06	PR: 2EA					
2.0 TDI	100	11.10	PR: 2EA					
2.0 TDI	103	05.06	PR: 2EA					
2.0 TDI 16V	103	05.08	PR: 2EA					
2.0 TFSI	147	05.06	PR: 2EA					
2.0 TFSI	162	11.13	PR: 2EA					
2.0 TSI	155	11.09	PR: 2EA					
3.2 V6	184	05.06	PR: 2EA					
3.6 V6	191	05.09	PR: 2EA					
	1.4 TSI	90	10.07	PR: 7X0,7X1	24.0711-5271.3	360301		Radsensor
	1.4 TSI	92	11.13	PR: 7X0,7X1	24.0711-5272.3	360302		Radsensor
	1.4 TSI	110	11.13	PR: 7X0,7X1				
	1.4 TSI	118	05.08	PR: 7X0,7X1				
	1.6 FSI	85	05.06	PR: 7X0,7X1				
	2.0 FSI	110	05.06	PR: 7X0,7X1				
	2.0 TDI	100	11.10	PR: 7X0,7X1				
	2.0 TDI	103	05.06	PR: 7X0,7X1				
	2.0 TDI	103	05.06	PR: 7X0,7X1				
	2.0 TFSI	147	05.06	PR: 7X0,7X1				
	2.0 TFSI	162	11.13	PR: 7X0,7X1				
	2.0 TSI	155	11.09	PR: 7X0,7X1				
3.2 V6	184	05.06	PR: 7X0,7X1					
3.6 V6	191	05.09	PR: 7X0,7X1					

VOLKSWAGEN FOX (05-)

	1.0		10.03	PR: 12N	13.0460-7100.2	607100		21866 17,2 +	VW
	1.2		04.05	PR: 12N	13.0470-7100.2	LD7100		21866 17,2 +	ATE
	1.4	55	04.05	PR: 12N					
	1.4 TDI	51	04.05	PR: 12N					
	1.6		10.03	PR: 12N					
	1.9 D	47	12.07	PR: 12N					
	1.0		10.03	PR: 12F	13.0460-7111.2	607111		23130 19,6 +	VW
	1.2		04.05	PR: 12F	13.0470-7111.2	LD7111		23130 19,6 +	VW
	1.4	55	04.05	PR: 12F					
	1.4 TDI	51	04.05	PR: 12F					
	1.6		10.03	PR: 12F					
	1.9 D	47	12.07	PR: 12F					
	1.0		10.03	PR: 12N	24.0118-0137.1	418137		239 18,0 16,0 V L +S +B	
	1.2		04.05	PR: 12N	24.0318-0137.1	518137		239 18,0 16,0 V L +S +B PD	
	1.4	55	04.05	PR: 12N					
	1.4 TDI	51	04.05	PR: 12N					
	1.6		10.03	PR: 12N					
	1.9 D	47	12.07	PR: 12N					
	1.0		10.03	PR: 12F	24.0122-0151.1	422151		256 22,0 19,0 V L +S +B	
	1.2		04.05	PR: 12F	24.0322-0151.1	522151		256 22,0 19,0 V L +S +B PD	
	1.4	55	04.05	PR: 12F					
	1.4 TDI	51	04.05	PR: 12F					
1.6		10.03	PR: 12F						





VOLKSWAGEN FOX (05-)

	1.9 D	47		12.07	PR: 1ZF	24.0122-0151.1 24.0322-0151.1	422151 522151		256 22,0 19,0 VL +S +B 256 22,0 19,0 VL +S +B PD
	1.0 1.2 1.4 1.4 TDI 1.6 1.9 D	55 51 47		10.03 04.05 04.05 10.03 12.07		24.0711-5273.3 24.0711-5274.3	360303 360304		Radsensor Radsensor
	1.0 1.2 1.4 1.4 TDI 1.6 1.9 D	55 51 47		10.03 04.05 04.05 10.03 12.07		24.0711-6233.3 24.0711-6234.3	360315 360316		Radsensor Radsensor
	1.0 1.2 1.4 1.4 TDI 1.6 1.9 D	55 51 47		10.03 04.05 04.05 10.03 12.07		03.0137-0268.2 03.0137-9168.2	650268 669168		200 x 40 HEB Einbausatz
	1.0 1.2 1.4 1.4 TDI 1.6 1.9 D	55 51 47		10.03 04.05 04.05 10.03 12.07		24.0220-0037.1	480161		200/201,5 x 50,5
	1.0 1.2 1.4 1.4 TDI 1.6 1.9 D	55 51 47		10.03 04.05 04.05 10.03 12.07		03.0520-1517.3	691517		17,46/200x40 TopKit

VOLKSWAGEN GOLF II (84-93)

	1.0 1.0 1.0 1.3 1.3 1.3 1.6 1.6 D 1.6 D 1.6 D	53	19-E-855000 19-E-855000 19-E-855000	08.83 08.83 08.86 08.83 08.83 08.83 08.83 08.83 08.86	07.86 10.91 - ABS 07.86 07.86 12.93 - ABS 07.86 07.86 07.86 07.86 + Schaltgetriebe 1)	13.0460-7030.2 13.0460-0184.2	607030 610184		20889 17,3 /Zub Einbausatz
	1.0 1.0 1.3 1.3 1.6 1.6 1.6 D 1.6 D 1.6 TD 1.8 1.8 1.8 Syncro	55 62 66	19-E-855001 19-E-855001 19-E-855001	07.86 08.89 08.89 08.86 08.83 08.83 08.86 08.83 01.84 01.84 08.85	07.86 + ABS 12.93 + ABS 12.93 07.86 07.86 + 07.92 + Automatikgetriebe 2) 12.93 - ABS/ - GT - ABS/ - GT 07.92	13.0460-7032.2	607032		20887 19,7 +/Zub
	1.8 1.8 1.8 1.8 GT 1.8 GT Special 1.8 GTI 1.8 GTI 16V 1.8 GTI 16V	62 66 77	19-JH560001 19-JH560001	07.92 07.92 08.88 08.85 08.85 01.84 02.86	+ ABS + ABS 07.92 + 07.92 07.92 07.92	13.0460-7033.2	607033		20887 15,3 +/Zub
	1.8 GTI 16V 1.8 GTI 16V		1G-KW240000 1G-KB075000	02.86 02.86		13.0460-2957.2	602957		20168 16,0 /S
	1.8 G 60 1.8 Rallye 1.8 Syncro G 60			04.90 04.89 04.89	07.92 07.92 07.92	13.0460-2958.2	602958		20168 19,3 /S
	1.0 1.0 1.0 1.3 1.3 1.3 1.6 1.6 D 1.6 D 1.6 D	53	19-E-855000 19-E-855000 19-E-855000	08.83 08.83 08.86 08.83 08.83 08.83 08.83 08.83 08.86	07.86 10.91 - ABS 07.86 07.86 12.93 - ABS 07.86 07.86 07.86 07.86 07.86 07.92 + Schaltgetriebe 1)	24.0110-0151.1 24.0310-0151.1	410151 510151		239 10,0 8,0 +S +B 239 10,0 8,0 +S +B PD
	1.0 1.0 1.3 1.3 1.6		19-E-855001 19-E-855001	07.86 08.89 08.89 08.86	07.86 + ABS + ABS + ABS	24.0112-0106.1 24.0312-0106.1	412106 512106		239 12,0 10,0 +S +B 239 12,0 10,0 +S +B PD

1) + manual transmission / + scatola cambio velocità / + transmission mécanique / + cambio de velocidad
2) + autom.transmission / + scatola cambio automatico / + transmission automatique / + cambio automático



VOLKSWAGEN GOLF II (84-93)									
	1.6	55		08.83	07.86	24.0112-0106.1	412106		239 12,0 10,0 +S +B
	1.6 D			08.83	07.86 + ⊕	24.0312-0106.1	512106		239 12,0 10,0 +S +B PD
	1.6 D		19-E-855001		07.86 - ⊕				
	1.6 D			08.86	07.92 + Automatikgetriebe 1)				
	1.6 TD			08.83	12.93				
	1.8	62		01.84	07.92 - ABS/ - GT				
	1.8	66		01.84	07.92 - ABS/ - GT				
	1.8 Syncro			08.85	07.92				
	1.8			01.84	07.92	24.0120-0123.1	420123		239 20,0 18,0 V L +S +B
	1.8	62	19-JH560001		07.92 + ABS	24.0320-0123.1	520123		239 20,0 18,0 V L +S +B PD
1.8	66	19-JH560001		07.92 + ABS					
1.8	77		08.88	07.92 + ⊕					
1.8 GT			08.85	07.92					
1.8 GT Special			08.85	07.92					
1.8 GTI			01.84	07.92					
1.8 GTI 16V			02.86	07.92					
1.8 GTI 16V			02.86	07.92					
1.8 GTI 16V		1G-KW240000		07.92	24.0120-0128.1	420128		256 20,0 18,0 V L +S +B	
1.8 GTI 16V		1G-KB075001		07.92	24.0320-0128.1	520128		256 20,0 18,0 V L +S +B PD	
1.8 G 60			04.90	07.92	24.0122-0101.1	422101		280 22,0 20,0 V L +B	
1.8 Rallye			04.89	07.92					
1.8 Syncro G 60			04.89	07.92					
	1.0			08.86	10.91	24.0711-1313.3	360016	2	Radsensor L=1130
	1.3			08.86	12.93				
	1.6			08.86	12.93				
	1.6 D			08.86	07.92				
	1.6 TD			08.86	12.93				
	1.8			08.86	07.92				
	1.8 G 60			04.90	07.92				
	1.8 GTI			08.86	07.92				
	1.8 GTI 16V			02.86	07.92				
	1.8 Rallye			04.89	07.92				
1.8 Syncro			02.86	07.92					
1.8 Syncro G 60			04.89	07.92					
	1.8	62	19-JH480001		07.92 + ABS	13.0460-2937.2	602937		20961 15,2 /Zub/S
	1.8	66	19-JH480001		07.92 + ABS	13.0460-0419.2	610419		Einbausatz LUC
	1.8 G 60			04.90	07.92				
	1.8 GT			08.85	07.92				
	1.8 GT Special			08.85	07.92				
	1.8 GTI			01.84	07.92				
	1.8 GTI 16V			02.86	07.92				
	1.8 Rallye			04.89	07.92				
	1.8 Syncro G 60			04.89	07.92				
		1.8	62	19-JH480001		07.92 + ABS	24.0110-0111.1	410111	ohne Sensorring 2)
1.8		66	19-JH480001		07.92 + ABS	24.0110-0275.2	410275	mit Sensorring 3)	226 10,0 8,0
1.8 G 60				04.90	07.92				
1.8 GT				08.85	07.92				
1.8 GT Special				08.85	07.92				
1.8 GTI				01.84	07.92				
1.8 GTI 16V				02.86	07.92				
1.8 Rallye				04.89	07.92	24.0110-0151.1	410151		239 10,0 8,0 +S +B
1.8 Syncro G 60				04.89	07.92				
		1.0		1G-M-000001		10.91	24.0721-1925.1	360039	2
	1.3		1G-M-000001		12.93				
	1.6		1G-M-000001		12.93				
	1.6 D		1G-M-000001		07.92				
	1.6 TD		1G-M-000001		12.93				
	1.8		1G-M-000001		07.92				
	1.8 G 60		1G-M-000001		07.92				
	1.8 GTI		1G-M-000001		07.92				
	1.8 GTI 16V		1G-M-000001		07.92				
	1.8 Rallye			04.89	07.92	24.0711-1109.3	360001	2	Radsensor L=1199
1.8 Syncro			02.86	07.92					
1.8 Syncro G 60			04.89	07.92					
	1.0			08.83	10.91	03.0137-0126.2	650126		180 x 31 HEB
	1.3			08.83	12.93	03.0137-9008.2	669008		Einbausatz
	1.6			08.83	12.93				
	1.6 D			08.83	07.92				
	1.6 TD			08.83	12.93 - ⊕				
	1.8	62		01.84	07.92 - ABS				
	1.8	66		01.84	07.92 - ABS				
	1.8	77		08.88	07.92 - ABS + ⊕				
	1.6 TD			08.89	12.93 + ⊕	03.0137-0268.2	650268		200 x 40 HEB
	1.8	77		08.88	07.92 + ABS + ⊕	03.0137-9168.2	669168		Einbausatz VW
1.8 Syncro			08.85	07.92	03.0137-0264.2	650264		230 x 40 HEB VW	
	1.0			08.83	10.91	24.0218-0007.1	480003		180/181 x 38,5 - Lager
	1.3			08.83	12.93	24.0218-0707.2	480211		180/181 x 38,5 + Lager
	1.6			08.83	12.93				
	1.6 D			08.83	07.92				
	1.6 TD			08.83	12.93 - ⊕				
	1.8	62		01.84	07.92 - ABS				
	1.8	66		01.84	07.92 - ABS				
	1.8	77		08.88	07.92 - ABS + ⊕				
	1.6 TD			08.89	12.93 + ⊕	24.0220-0018.1	480019	ohne Sensorring 2)	200/201,5 x 50,5 - Lager
	1.8	77		08.88	07.92 + ABS + ⊕	24.0220-0718.2	480209	ohne Sensorring 2)	200/201,5 x 50,5 + Lager

1) + autom.transmission / + scatola cambio automatico / + transmission automatique / + cambio automático

2) without sensor ring / senza sensori / sans secours ABS / sin anillo sensor ABS

3) with sensor ring / con sensori / avec secours ABS / con anillo sensor ABS



VOLKSWAGEN GOLF II (84-93)

	1.8 Syncro			08.85	07.92		24.0223-0017.1	480135			230/231,5 x 48,5	
	1.0			08.83	10.91	- Bremskraftregler/ - (1)	03.0520-0114.3	690114			14,29/180x31 TopKit	VW
	1.3			08.83	12.93	- Bremskraftregler/ - (1)						
	1.6			08.83	12.93	- Bremskraftregler/ - (1)						
	1.6 D			08.83	07.92	- Bremskraftregler/ - (1)						
	1.6 TD			08.83	12.93	- Bremskraftregler/ - (1)						
	1.8	62		01.84	07.92	- Bremskraftregler/ - (1)						
	1.8	66		01.84	07.92	- Bremskraftregler/ - (1)						
	1.0			08.83	10.91	+ Bremskraftregler/ - (2)	03.0420-0617.3	680617		+ Rz GG (3)	17,46/180x31 Kit	VW
	1.3			08.83	12.93	+ Bremskraftregler/ - (2)	03.0520-3917.3	693917		+ Rz ALU (4)	17,46/180x31 TopKit	VW
	1.6			08.83	12.93	+ Bremskraftregler/ - (2)						
	1.6 D			08.83	07.92	+ Bremskraftregler/ - (2)						
	1.6 TD			08.83	12.93	+ Bremskraftregler/ - (2)						
	1.8	62		01.84	07.92	+ Bremskraftregler/ - (2)						
	1.8	66		01.84	07.92	+ Bremskraftregler/ - (2)						
	1.6 TD			08.89	12.93		03.0420-1517.3	681517			17,46/200x40 Kit	VW
	1.8	77	1G-KW593280		07.92		03.0520-1517.3	691517			17,46/200x40 TopKit	VW

VOLKSWAGEN GOLF III (92-97)

	1.4			1H-T-028354	11.91			13.0460-7032.2	607032		20887 19,7 +/Zub	VW
	1.6	55		1H-T-028354	09.92							
	1.8 CL/GL			1H-T-028354	11.91	+ Schaltgetriebe (5)						
	1.8 CL/GL			1H-S-246940	11.91	+ Automatikgetriebe (6)						
	1.8 Syncro			1H-S-089450	01.93	- ABS						
	1.9 D			1H-T-028354	11.91							
	1.9 D Ecomatic			1H-S-246940	08.93							
	1.9 SDI			1H-T-028354	07.95							
	1.9 TD	55		1H-T-028354	11.91							
	1.4			1H-T-028355		08.97 - ABS		13.0460-7072.2	607072		21866 19,7 +	VW
	1.6	55		1H-T-028355		08.97 - ABS						
	1.8 CL/GL			1H-T-028355		08.97 - ABS/ + Schaltgetriebe (7)						
	1.9 D			1H-T-028355		08.97 - ABS						
	1.9 SDI			1H-T-028355		08.97 - ABS						
	1.9 TD	55		1H-T-028355		08.97 - ABS						
	2.0 GTI	85		1H-S-560000	11.91			13.0460-2806.2	602806		20168 19,3 +/WK/S	LUC
	2.0 GTI 16V			1H-S-560000	08.92							
	2.8 VR6			1H-S-399999	01.92							
	1.6 CL/GL	74			07.94	08.97 - ABS		13.0460-2958.2	602958		20168 19,3 /S	LUC
	1.8 CL/GL			1H-S-246941		08.97 - ABS						
	1.8 Syncro			1H-S-089451		08.97 - ABS						
	1.9 TDI	66			10.93	04.96						
	1.9 TDI	81			02.96	04.96	+ roter Sattel (8)					
	1.9 TDI Syncro	66			03.95	04.96						
	2.0 GTI	85		1H-S-560001		04.96						
	2.0 GTI 16V			1H-S-560001		04.96						
	1.9 TDI	81			05.96	08.97	+ roter Sattel (8)	13.0460-7081.2	607081		21911 20,3 +	ATE
	2.0 GTI	85			05.96	08.97		13.0470-7081.2	LD7081		21911 20,3 +	ATE
	2.0 GTI 16V				05.96	08.97						
	2.8 VR6				08.97	08.97						
	2.9 VR6 Syncro			1H-S-400001	10.94	08.97						
	1.4				05.96	09.96	+ ABS	13.0460-2821.2	602821		21945 16,0 /S	LUC
	1.6	55			05.96	09.96	+ ABS					
	1.6 GT	74			07.94	08.97						
	1.8				05.96	08.97	+ ABS					
	1.8 GT				11.91	08.97						
	1.8 Syncro				01.93	08.97	+ ABS					
	1.9 D				05.96	09.96	+ ABS					
	1.9 D Ecomatic			1H-S-246941		07.95						
	1.9 SDI				05.96	09.96	+ ABS					
	1.9 TD	55			05.96	09.96	+ ABS					
	1.9 TDI	66			05.96	08.97						
	1.9 TDI	81			02.96	08.97	- roter Sattel (9)					
	1.9 TDI Syncro	66			05.96	08.97						
	2.0				11.91	08.97						
	2.0 Syncro				07.95	08.97						
	1.4				10.96	08.97	+ ABS	13.0460-7101.2	607101		21866 15,3 +	VW
	1.6	55			10.96	08.97	+ ABS					
	1.9 D				10.96	08.97	+ ABS					
	1.9 SDI				10.96	08.97	+ ABS					
	1.9 TD	55			10.96	08.97	+ ABS					
	1.4				11.91	08.97	- ABS	24.0112-0106.1	412106		239 12,0 10,0 +S +B	
	1.6	55			09.92	08.97	- ABS	24.0312-0106.1	512106		239 12,0 10,0 +S +B PD	
	1.8			1H-S-246940	11.91	- ABS/ - GT/+ Automatikgetriebe (10)						
	1.8				11.91	08.97	- ABS/ - GT/+ Schaltgetriebe (11)					
	1.8 Syncro			1H-S-089450	01.93	- ABS						
	1.9 D				11.91	08.97	- ABS					
	1.9 D Ecomatic			1H-S-246940	11.91							
	1.9 SDI				07.95	08.97	- ABS					
	1.9 TD	55			11.91	08.97	- ABS					
	1.6 CL/GL	74			07.94	08.97	- ABS	24.0113-0178.1	413178		256 12,9 11,0 +S +B	
	1.8			1H-S-246941		08.97	- ABS/ + Automatikgetriebe	24.0313-0178.1	513178		256 12,9 11,0 +S +B PD	
	1.8 Syncro			1H-S-089451		08.97	- ABS					
	1.9 TDI	66			10.93	04.96						
	1.9 TDI Syncro	66			03.95	04.96						

1) - brake pressure regulator/ - (1) / - correttore di frenata/ - (1) / - correcteur de freinage/ - (1) / - corrector de frenado/ - (1)
 2) + brake pressure regulator/ - (1) / + correttore di frenata/ - (1) / + correcteur de freinage/ - (1) / + corrector de frenado/ - (1)
 3) + WC cast iron / + CR ghisa / + CR fontegrise / + CR fundición de gris
 4) + WC aluminium / + CR alluminio / + CR aluminium / + CR aluminio
 5) + manual transmission / + scatola cambio velocità / + transmission mécanique / + cambio de velocidad
 6) + autom.transmission / + scatola cambio automatico / + transmission automatique / + cambio automático
 7) - ABS/ + manual transmission / - ABS/+ scatola camb.velocità / - ABS/ + transmission mécanique / - ABS/ + cambio de velocidad
 8) + red caliper / + pinza rossa / + étrier rouge / + pinza roja
 9) - red caliper / - pinza rossa / - étrier rouge / - pinza roja
 10) - ABS/ - GT/ + autom.transm. / - ABS/ - GT/ + scatola camb.autom. / - ABS/ - GT/ + transmiss. automatique / - ABS/ - GT/ + cambio automático
 11) - ABS/ - GT/ + manual transm. / - ABS/ - GT/ + scatola camb.velocità / - ABS/ - GT/ + transmiss. mécanique / - ABS/ - GT/ + cambio de velocidad

VOLKSWAGEN GOLF III (92-97)											
	1.4			05.96	09.96 + ABS	24.0120-0128.1	420128		für 4-Loch-Felge ¹⁾	256 20,0 18,0 V L +S +B	
	1.6	55		05.96	09.96 + ABS	24.0320-0128.1	520128		für 4-Loch-Felge ¹⁾	256 20,0 18,0 V L +S +B PD	
	1.6 GT	74		07.94	08.97						
	1.8			05.96	08.97 + ABS						
	1.8 GT			11.91	08.97 + ABS						
	1.8 Syncro			01.93	08.97 + ABS						
	1.9 D			05.96	09.96 + ABS						
	1.9 D Ecomatic		1H-S-246941		07.95						
	1.9 SDI			05.96	09.96 + ABS						
	1.9 TD	55		05.96	09.96 + ABS						
	1.9 TDI	66		05.96	08.97						
	1.9 TDI	81		02.96	08.97 - roter Sattel ²⁾						
1.9 TDI Syncro	66		05.96	08.97							
2.0			11.91	08.97							
2.0 Syncro			07.95	08.97							
	1.4			10.96	08.97 + ABS	24.0120-0123.1	420123			239 20,0 18,0 V L +S +B	
	1.6	55		10.96	08.97 + ABS	24.0320-0123.1	520123			239 20,0 18,0 V L +S +B PD	
	1.9 D			10.96	08.97 + ABS						
	1.9 SDI			10.96	08.97 + ABS						
	1.9 TD	55		10.96	08.97 + ABS						
	1.9 TDI	81		02.96	04.96 + roter Sattel ³⁾	24.0122-0100.1	422100		für 5-Loch-Felge ⁴⁾	280 22,0 20,0 V L +B	
	2.0 GTI	85		11.91	04.96	24.0322-0100.1	522100		für 5-Loch-Felge ⁴⁾	280 22,0 20,0 V L +B PD	
	2.0 GTI 16V			08.92	04.96						
	2.8 VR6		1H-S-399999	01.92							
	1.9 TDI	81		05.96	08.97 + roter Sattel ³⁾	24.0125-0108.1	425108			288 25,0 23,0 V L +B	
	2.0 GTI	85		05.96	08.97						
	2.0 GTI 16V			05.96	08.97						
2.8 VR6				08.97							
2.9 VR6 Syncro		1H-S-400001	10.94	08.97							
	1.4			11.91	08.97	24.0711-1361.3	360022			Radsensor	
	1.6			09.92	08.97	24.0711-1362.3	360023			Radsensor	
	1.8			11.91	08.97						
	1.8 Syncro			01.93	08.97						
	1.9 D			11.91	08.97						
	1.9 D Ecomatic			08.93	07.95						
	1.9 SDI			07.95	08.97						
	1.9 TD	55		11.91	08.97						
	1.9 TDI	66		10.93	08.97						
	1.9 TDI	81		02.96	08.97						
	1.9 TDI Syncro	66		03.95	08.97						
	2.0			11.91	08.97						
2.0 GTI	85		11.91	08.97							
2.0 GTI 16V			08.92	08.97							
2.0 Syncro			07.95	08.97							
2.8 VR6			01.92	08.97							
2.9 VR6 Syncro			10.94	08.97							
	1.8 GT			11.91	08.97	13.0460-2937.2	602937			20961 15,2 /Zub/S LUC	
	2.0 GL			11.91	08.97	13.0460-0419.2	610419			LUC	
	2.0 GTI	85	1H-P-240000	11.91							
	2.0 GTI 16V		1H-P-240000	11.91							
	2.8 VR6		1H-P-240000	01.92							
	1.6 GT	74		07.94	08.97	13.0460-2984.2	602984			20961 17,2 /Zub/S LUC	
	1.9 TDI	81		02.96	08.97	13.0460-0072.2	610072			LUC	
	2.0 GTI	85	1H-P-240001		08.97						
	2.0 GTI 16V		1H-P-240001		08.97						
	2.8 VR6		1H-P-240001		08.97						
	2.9 VR6 Syncro			10.94	08.97						
		1.6 GT	74		07.94	08.97	24.0110-0111.1	410111		für 4-Loch-Felge/- Sensorring ⁵⁾	226 10,0 8,0 +B
1.8 GT				11.91	08.97	24.0110-0275.2	410275		mit Sensorring ⁶⁾	226 10,0 8,0	
1.9 TDI		81		02.96	08.97 - roter Sattel ²⁾						
2.0 GL		85		11.91	08.97						
1.9 TDI		81		02.96	08.97 + roter Sattel ³⁾	24.0110-0203.1	410203		für 5-Loch-Felge ⁴⁾	226 10,0 8,0	
2.0 GTI		85		11.91	08.97	24.0110-0276.2	410276		mit Sensorring ⁶⁾	226 10,0 8,0	
2.0 GTI 16V				08.92	08.97						
2.8 VR6				01.92	08.97						
		1.4		1H-S-088704	11.91		24.0721-1937.1	360040	2		Radsensor L=1062
		1.6		1H-S-088704	09.92						
		1.8		1H-S-088704	11.91						
		1.8 Syncro		1H-S-088704	01.93						
	1.9 D		1H-S-088704	11.91							
	1.9 D Ecomatic			08.93	07.95						
	1.9 SDI		1H-S-088704	07.95							
	1.9 TD	55	1H-S-088704	11.91							
	1.9 TDI	66	1H-S-088704	10.93							
	1.9 TDI	81	1H-S-088704	02.96							
	2.0		1H-S-088704	11.91							
	2.0 GTI	85	1H-S-088704	11.91							
2.0 GTI 16V		1H-S-088704	08.92								
2.8 VR6		1H-S-088704	01.92								
2.9 VR6 Syncro		1H-S-088704	10.94								
1.4		1H-S-088705		08.97		24.0721-1191.3	360091	2		Radsensor L=1043	
1.6		1H-S-088705		08.97							
1.8		1H-S-088705		08.97							
1.9 D		1H-S-088705		08.97							
1.9 SDI		1H-S-088705		08.97							
1.9 TD	55	1H-S-088705		08.97							

¹⁾ for 4 bore wheel rim / per cerchione a 4 fori / pour jante à 4 trous / para Llantas de 4 taladros

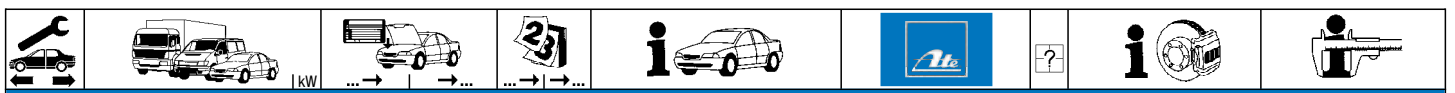
²⁾ - red caliper / - pinza rossa / - étrier rouge / - pinza roja

³⁾ + red caliper / + pinza rossa / + étrier rouge / + pinza roja

⁴⁾ for 5 bore wheel rim / per cerchione a 5 fori / pour jante à 5 trous / para Llantas de 5 taladros

⁵⁾ for 4-hole rim/sensor ring / per cerch.4 fori/sensore ruota / pour jante 4 trous/roue codeuse / para llanta cuatro agujeros/anillo sensor

⁶⁾ with sensor ring / con sensori / avec secours ABS / con anillo sensor ABS



VOLKSWAGEN GOLF III (92-97)

	1.9 TDI 1.9 TDI 1.9 TDI Syncro 2.0 2.0 GTI 2.0 GTI 16V 2.0 Syncro 2.8 VR6	66 81 66 85 85 07.95	1H-S-088705 1H-S-088705 1H-S-088705 1H-S-088705 1H-S-088705 1H-S-088705	08.97 08.97 03.95 08.97 08.97 08.97 08.97 08.97	24.0721-1191.3 360091	2	Radsensor L=1043	
	1.8 Syncro 2.9 VR6 Syncro		1H-S-088705 1H-S-088705	08.97 08.97	24.0751-1139.3 360295	2	Radsensor L=1051	
	1.4 1.6 1.6 CL/GL 1.8 CL/GL 1.9 D 1.9 D Ecomatic 1.9 SDI 1.9 TD 1.9 TDI	55 55 66		11.91 09.92 09.92 11.91 11.91 08.93 07.95 11.91 10.93	08.97 08.97 08.97 08.97 08.97 07.95 08.97 08.97 08.97	03.0137-0268.2 650268 03.0137-9168.2 669168	200 x 40 HEB Einbausatz	VW VW
	1.8 Syncro 1.9 TDI Syncro 2.0 Syncro	66		01.93 03.95 07.95	08.97 08.97 08.97	03.0137-0264.2 650264 03.0137-9044.2 669044	230 x 40 HEB Einbausatz	VW VW
	1.4 1.6 CL/GL 1.8 CL/GL 1.9 D 1.9 D Ecomatic 1.9 SDI 1.9 TD 1.9 TDI	55 66		11.91 09.92 11.91 11.91 08.93 07.95 11.91 10.93	08.97 08.97 08.97 08.97 07.95 08.97 08.97 08.97	24.0220-0018.1 480019 24.0220-0718.2 480209	ohne Sensorring ¹⁾ ohne Sensorring ¹⁾	200/201,5 x 50,5 - Lager 200/201,5 x 50,5 + Lager
	1.8 Syncro 1.9 TDI Syncro 2.0 Syncro	66		01.93 03.95 07.95	08.97 08.97 08.97	24.0223-0017.1 480135	230/231,5 x 48,5	
	1.4 1.8 CL/GL 1.9 D Ecomatic 1.9 TD	55	1H-S-246940 1H-S-246940	11.91 11.91 08.93 11.91	08.97 08.97 08.97 08.97	03.0520-0415.3 690415	+ Automatikgetriebe ²⁾	15,87/200x40 TopKit VW
	1.6 1.6 CL/GL 1.6 CL/GL 1.8 CL/GL 1.8 CL/GL 1.9 D 1.9 D Ecomatic 1.9 SDI 1.9 TDI	55 74 74 66	1H-S-246940 1H-S-246940 1H-S-246941 1H-S-246941	09.92 09.92 09.92 11.91 11.91 07.95 10.93	08.97 08.97 08.97 08.97 08.97 07.95 08.97 08.97	03.0420-1517.3 681517 03.0520-1517.3 691517	+ Schaltgetriebe ³⁾ + Automatikgetriebe ²⁾ + Schaltgetriebe ³⁾ + Automatikgetriebe ²⁾	17,46/200x40 Kit VW 17,46/200x40 TopKit VW
	1.6 CL/GL 1.8 CL/GL	74	1H-S-246941 1H-S-246941	08.97 08.97	+ Schaltgetriebe ³⁾ + Schaltgetriebe ³⁾	03.0420-4219.3 684219 03.0520-4219.3 694219	19,05/200x40 Kit VW 19,05/200x40 TopKit VW	





















VOLKSWAGEN GOLF III Variant (93-99)






















	1.4 1.8 Syncro		1H-TB015953 1H-SW369000	07.93 07.94	13.0460-7032.2 607032		20887 19,7 +/-Zub	VW
	1.4 1.4		1H-TB015954	04.96 05.96	04.99 04.99	- ABS	13.0460-7072.2 607072	21866 19,7 + VW
	1.6 1.6 1.6 1.8 1.8 1.8 Syncro 1.9 D 1.9 D 1.9 SDI 1.9 SDI 1.9 TD 1.9 TD 1.9 TDI 1.9 TDI	55 55 74	1H-SW369001 1H-TD365209	09.92 05.96 07.94 07.93 05.96 07.93 05.96 07.93 05.96 07.93 05.96 07.93 05.96	04.96 04.99 04.96 04.99 04.99 04.99 04.99 04.99 04.99 04.99 04.99 04.99 04.99 04.99	- ABS - ABS - ABS - ABS	13.0460-2958.2 602958	20168 19,3 /S LUC
	1.4 1.6 1.6 1.8 1.8 Syncro 1.9 D 1.9 SDI 1.9 TD 1.9 TDI 1.9 TDI 1.9 TDI Syncro 2.0 2.0 Syncro	55 74	1H-TD365210	05.96 05.96 05.96 05.96 05.96 05.96 05.96 05.96 05.96 02.96 07.95 07.93 07.95	09.96 09.96 04.99 04.99 04.99 04.99 04.99 04.99 04.99 04.99 04.99 04.99 04.99	+ ABS + ABS + ABS	13.0460-2821.2 602821	21945 16,0 /S LUC
	1.4 1.6 1.9 D 1.9 SDI	55		10.96 10.96 10.96 10.96	04.99 04.99 04.99 04.99	+ ABS + ABS + ABS + ABS	13.0460-7101.2 607101	21866 15,3 + VW

¹⁾ without sensor ring / senza sensori / sans secours ABS / sin anillo sensor ABS

²⁾ + autom.transmission / + scatola cambio automatico / + transmission automatique / + cambio automático







³⁾ + manual transmission / + scatola cambio velocità / + transmission mécanique / + cambio de velocidad

VOLKSWAGEN GOLF III Variant (93-99)											
											
	1.9 TD			10.96	04.99	+ ABS	13.0460-7101.2	607101		21866 15,3 +	VW
	2.9 VR6			07.95	04.99		13.0460-7081.2	607081		21911 20,3 +	ATE
							13.0470-7081.2	LD7081		21911 20,3 +	ATE
	1.4			07.93	04.96		24.0112-0106.1	412106		239 12,0 10,0 +S +B	
	1.4			05.96	04.99	- ABS	24.0312-0106.1	512106		239 12,0 10,0 +S +B PD	
	1.8 Syncro		1H-SW369000	07.94							
	1.6	55		07.94	04.96		24.0113-0178.1	413178		256 12,9 11,0 +S +B	
	1.6	55		05.96	04.99	- ABS	24.0313-0178.1	513178		256 12,9 11,0 +S +B PD	
	1.6	74		07.94	04.96						
	1.8			07.93	04.96						
	1.8			05.96	04.99	- ABS					
	1.8 Syncro		1H-SW369001	07.94							
	1.9 D			07.93	04.96						
	1.9 D			05.96	04.99	- ABS					
	1.9 SDI			07.95	04.96						
	1.9 SDI			05.96	04.99	- ABS					
	1.9 TD	55		07.93	04.96						
	1.9 TD	55		05.96	04.99	- ABS					
	1.9 TDI	66		07.93	04.96						
	1.9 TDI	66		05.96	04.99	- ABS					
	1.4			05.96	09.96	+ ABS	24.0120-0128.1	420128		256 20,0 18,0 V L +S +B	
	1.6	55		05.96	09.96	+ ABS	24.0320-0128.1	520128		256 20,0 18,0 V L +S +B PD	
	1.6	74		05.96	04.99						
	1.8			05.96	04.99	+ ABS					
	1.8 Syncro		1H-TD365210	04.99							
	1.9 D			05.96	09.96	+ ABS					
	1.9 SDI			05.96	09.96	+ ABS					
	1.9 TD	55		05.96	09.96	+ ABS					
	1.9 TDI	66		05.96	04.99	+ ABS					
	1.9 TDI	81		02.96	04.99						
	1.9 TDI Syncro	66		07.95	04.99						
	2.0			07.93	04.99						
	2.0 Syncro			07.95	04.99						
	1.4			10.96	04.99	+ ABS	24.0120-0123.1	420123		239 20,0 18,0 V L +S +B	
	1.6	55		10.96	04.99	+ ABS	24.0320-0123.1	520123		239 20,0 18,0 V L +S +B PD	
	1.9 D			10.96	04.99	+ ABS					
	1.9 SDI			10.96	04.99	+ ABS					
	1.9 TD	55		10.96	04.99	+ ABS					
	2.9 VR6			07.95	04.99		24.0125-0108.1	425108		288 25,0 23,0 V L +B	
	1.4			07.93	04.99		24.0711-1361.3	360022		Radsensor	
	1.6	55		09.92	04.99		24.0711-1362.3	360023		Radsensor	
	1.6	74		07.94	04.99						
	1.8			07.93	04.99						
	1.8 Syncro			07.94	04.99						
	1.9 D			07.93	04.99						
	1.9 SDI			07.95	04.99						
	1.9 TD	55		07.93	04.99						
	1.9 TDI	66		07.93	04.99						
	1.9 TDI	81		02.96	04.99						
	1.9 TDI Syncro	66		07.95	04.99						
	2.0			07.93	04.99						
	2.0 Syncro			07.95	04.99						
	2.9 VR6			07.95	04.99						
	2.9 VR6			07.95	04.99		13.0460-2984.2	602984		20961 17,2 /Zub/S	LUC
							13.0460-0072.2	610072		Einbausatz	LUC
	1.4			1H-SW385334	07.93		24.0721-1937.1	360040	2 	Radsensor L=1062	
	1.6	55		1H-SW385334	09.92						
	1.6	74		1H-SW385334	07.94						
	1.8			1H-SW385334	07.93						
	1.9 D			1H-SW385334	07.93						
	1.9 TD	55		1H-SW385334	07.93						
	1.9 TDI	66		1H-SW385334	07.93						
	2.0			1H-SW385334	07.93						
	1.4		1H-SW385335		04.99		24.0721-1191.3	360091	2 	Radsensor L=1043	
	1.6	55	1H-SW385335		04.99						
	1.6	74	1H-SW385335		04.99						
	1.8		1H-SW385335		04.99						
	1.9 D		1H-SW385335		04.99						
	1.9 SDI			07.95	04.99						
	1.9 TD	55	1H-SW385335		04.99						
	1.9 TDI	66	1H-SW385335		04.99						
	1.9 TDI	81		02.96	04.99						
	2.0		1H-SW385335		04.99						
	1.8 Syncro		1H-SW385335		04.99		24.0751-1139.3	360295	2 	Radsensor L=1051	
	1.9 TDI Syncro	66	1H-SW385335		04.99						
	2.0 Syncro		1H-SW385335		04.99						
	2.9 VR6		1H-SW385335		04.99						
	1.4			07.93	04.99		03.0137-0268.2	650268		200 x 40 HEB	VW
	1.6	55		09.92	04.99		03.0137-9168.2	669168		Einbausatz	VW
	1.6	74		07.94	04.99						
	1.8			07.93	04.99						
	1.8			07.93	04.99						
	1.9 D			07.93	04.99						
	1.9 SDI			07.95	04.99						
	1.9 TD	55		07.93	04.99						




									
VOLKSWAGEN GOLF III Variant (93-99)									
	1.9 TDI	66		07.93	04.99	03.0137-0268.2	650268	200 x 40 HEB	VW
	1.9 TDI	81		02.96	04.99	03.0137-9168.2	669168	Einbausatz	VW
	2.0			07.93	04.99				
	1.8 Syncro			07.94	04.99	03.0137-0264.2	650264	230 x 40 HEB	VW
	1.9 TDI Syncro	66		07.95	04.99	03.0137-9044.2	669044	Einbausatz	VW
	2.0 Syncro			07.95	04.99				
	1.4			07.93	04.99	24.0220-0018.1	480019	ohne Sensorring ¹⁾ ohne Sensorring ¹⁾	200/201,5 x 50,5 - Lager 200/201,5 x 50,5 + Lager
	1.6	55		09.92	04.99	24.0220-0718.2	480209		
	1.6	74		07.94	04.99				
	1.8			07.93	04.99				
	1.9 D			07.93	04.99				
	1.9 SDI			07.95	04.99				
	1.9 TD	55		07.93	04.99				
	1.9 TDI	66		07.93	04.99				
	1.9 TDI	81		02.96	04.99				
	2.0			07.93	04.99				
	1.8 Syncro			07.94	04.99	24.0223-0017.1	480135		230/231,5 x 48,5
	1.9 TDI Syncro	66		07.95	04.99				
2.0 Syncro			07.95	04.99					
	1.4			07.93	06.95	03.0420-1517.3	681517	17,46/200x40 Kit	VW
	1.4					03.0520-1517.3	691517	17,46/200x40 TopKit	VW
	1.4			07.95	04.99	03.0420-4219.3	684219	19,05/200x40 Kit	VW
	1.6	55		09.92	04.99	03.0520-4219.3	694219	19,05/200x40 TopKit	VW
	1.6	74		07.94	04.99				
	1.8			07.93	04.99				
	1.9 D			07.93	04.99				
	1.9 SDI			07.95	04.99				
	1.9 TD	55		07.93	04.99				
	1.9 TDI	66		07.93	04.99				
	1.9 TDI	81		02.96	04.99				
	2.0			07.93	04.99				
VOLKSWAGEN GOLF III Cabriolet (94-02)									
	1.6		1E-T-030000	10.94		13.0460-2958.2	602958	20168 19,3 /S	LUC
	1.8	55	1E-T-030000	09.93					
	1.8	66	1E-T-030000	09.93					
	1.9 TDI	66	1E-T-030000	08.95					
	1.9 TDI	66	1E-T-030000	08.95					
	1.6		1E-V-000001		02.02	13.0460-2821.2	602821	21945 16,0 /S	LUC
	1.8	55	1E-V-000001		02.02				
	1.8	66	1E-V-000001		02.02				
	1.9 TDI	66	1E-V-000001		02.02				
	1.9 TDI	81	1E-V-000001	09.96	02.02				
2.0	85		09.93	02.02					
	1.6		1E-T-030000	10.94		24.0113-0178.1	413178	256 12,9 11,0 +S +B	
	1.8	55	1E-T-030000	09.93		24.0313-0178.1	513178	256 12,9 11,0 +S +B PD	
	1.8	66	1E-T-030000	09.93					
	1.9 TDI	66	1E-T-030000	08.95					
	1.9 TDI	66	1E-T-030000	08.95					
	1.6		1E-V-000001		02.02	24.0120-0128.1	420128	256 20,0 18,0 V L +S +B	
	1.8	55	1E-V-000001		02.02	24.0320-0128.1	520128	256 20,0 18,0 V L +S +B PD	
	1.8	66	1E-V-000001		02.02				
	1.9 TDI	66	1E-V-000001		02.02				
	1.9 TDI	81	1E-V-000001	09.96	02.02				
2.0	85		09.93	02.02					
	1.6			10.94	02.02	24.0711-1361.3	360022	Radsensor Radsensor	
	1.8			09.93	02.02	24.0711-1362.3	360023		
	1.9 TDI	66		08.95	02.02				
	1.9 TDI	81		09.96	02.02				
	2.0	85		09.93	02.02				
	1.6		1E-X-016000	04.98		13.0460-2937.2	602937	20961 15,2 /Zub/S	LUC
	1.8		1E-X-016000	04.98		13.0460-0419.2	610419	Einbausatz	LUC
	1.9 TDI	66	1E-X-016000	04.98					
	1.9 TDI	81	1E-X-016000	09.96					
	2.0	85	1E-X-016000	04.98					
	1.6		1E-X-016001		02.02	13.0460-2984.2	602984	20961 17,2 /Zub/S	LUC
	1.8		1E-X-016001		02.02	13.0460-0072.2	610072	Einbausatz	LUC
	1.9 TDI	66	1E-X-016001		02.02 + ABS				
	1.9 TDI	81	1E-X-016001		02.02 + ABS				
	2.0	85	1E-X-016001	1E-2-015 000					
2.0	85	1E-2-800 001		02.02	13.0460-2894.2	602894	20961 17,4 /Zub/S	LUC	
1.9 TDI	66	1E-X-016001		02.02 - ABS	13.0470-2894.2	LD2894	20961 17,4 /Zub/S	LUC	
1.9 TDI	81	1E-X-016001		02.02 - ABS	13.0460-2937.2	602937	20961 15,2 /Zub/S	LUC	
	1.6			04.98	02.02	24.0110-0111.1	410111	ohne Sensorring ¹⁾ mit Sensorring ²⁾	226 10,0 8,0 +B 226 10,0 8,0
	1.8			04.98	02.02	24.0110-0275.2	410275		
	1.9 TDI	66		04.98	02.02				
	1.9 TDI	81		09.96	02.02				
	2.0	85		04.98	02.02				
	1.6		1E-S-021846	10.94		24.0721-1937.1	360040	Radsensor L=1062	
	1.8		1E-S-021846	09.93					
	1.9 TDI	66	1E-S-021846	08.95					
	2.0	85	1E-S-021846	09.93					
	1.6		1E-S-021847		02.02	24.0721-1191.3	360091	Radsensor L=1043	
1.8		1E-S-021847		02.02					
1.9 TDI	66	1E-S-021847		02.02					
1.9 TDI	81	1E-S-021847	09.96	02.02					

¹⁾ without sensor ring / senza sensori / sans secours ABS / sin anillo sensor ABS

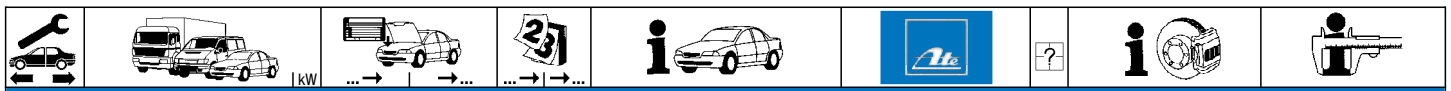
²⁾ with sensor ring / con sensori / avec secours ABS / con anillo sensor ABS

VOLKSWAGEN GOLF III Cabriolet (94-02)										
	2.0	85	1E-S-021847		02.02		24.0721-1191.3	360091	2	Radsensor L=1043
	1.6 1.8 1.9 TDI 2.0	66 85			10.94 09.93 08.95 09.93	03.98 03.98 03.98 03.98	03.0137-0268.2 03.0137-9168.2	650268 669168		200 x 40 HEB Einbausatz
	1.6 1.8 1.9 TDI 2.0	66 85			10.94 09.93 08.95 09.93	03.98 03.98 03.98 03.98	24.0220-0018.1 24.0220-0718.2	480019 480209		ohne Sensorring ¹⁾ ohne Sensorring ¹⁾
	1.6 1.8 1.9 TDI 2.0	66 85	1E-SK016363 1E-SK016363 1E-SK016363 1E-SK016363		10.94 09.93 08.95 09.93		03.0420-1517.3 03.0520-1517.3	681517 691517		17,46/200x40 Kit 17,46/200x40 TopKit
	1.6 1.8 1.9 TDI 2.0		1E-SK016364 1E-SK016364 1E-SK016364 1E-SK016364		03.98 03.98 03.98 03.98		03.0420-4219.3 03.0520-4219.3	684219 694219		19,05/200x40 Kit 19,05/200x40 TopKit
VOLKSWAGEN GOLF IV (98-05)										
	1.4 1.6 1.8 1.9 SDI 1.9 TDI 1.9 TDI 1.9 TDI 1.9 TDI	50 66 74 81 85	1J-X-800000 1J-X-800000 1J-X-800000 1J-X-800000 1J-X-800000 1J-X-800000 1J-X-800000 1J-X-800000		10.97 10.97 10.97 10.97 09.00 10.97 05.99	PR: 1LQ,1LR,1ZF PR: 1LQ,1LR,1ZF PR: 1LQ,1LR,1ZF PR: 1LQ,1LR,1ZF PR: 1LQ,1LR,1ZF PR: 1LQ,1LR,1ZF PR: 1LQ,1LR,1ZF	13.0460-7111.2 13.0470-7111.2	607111 LD7111		23130 19,6 + 23130 19,6 +
	1.4 1.6 1.6 FSI 1.8 1.8 4motion 1.9 SDI 1.9 TDI 1.9 TDI 1.9 TDI 1.9 TDI 1.9 TDI 4motion 1.9 TDI 4motion 1.9 TDI 4motion 2.0 2.0 4motion	50 66 74 81 85 92 50 66 74 81 85 66 74 85 85	1J-Y-000001 1J-Y-000001 1J-Y-000001 1J-Y-000001 1J-Y-000001 1J-Y-000001 1J-Y-000001 1J-Y-000001 1J-Y-000001 1J-Y-000001 1J-Y-000001 1J-Y-000001 1J-Y-000001 1J-Y-000001 1J-Y-000001		10.03 10.03 10.03 10.03 10.03 06.01 06.05 10.03 06.01 07.98 09.00 11.99 08.98 04.00	PR: 1LS,1LQ,1ZF,1ZM PR: 1LS,1LQ,1ZF,1ZM PR: 1LS,1LQ,1ZF,1ZM PR: 1LS,1LQ,1ZF,1ZM PR: 1LS,1LQ,1ZF,1ZM PR: 1LS,1LQ,1ZF,1ZM PR: 1LS,1LQ,1ZF,1ZM PR: 1LS,1LQ,1ZF,1ZM PR: 1LS,1LQ,1ZF,1ZM PR: 1LS,1LQ,1ZF,1ZM PR: 1LS,1LQ,1ZF,1ZM PR: 1LS,1LQ,1ZF,1ZM PR: 1LS,1LQ,1ZF,1ZM PR: 1LS,1LQ,1ZF,1ZM PR: 1LS,1LQ,1ZF,1ZM	13.0460-7117.2 13.0470-7117.2	607117 LD7117		23131 19,6 +/WK 23131 19,6 +/WK
	1.8 T GTI 2.3 V5 2.3 V5 4motion 2.8 V6 4motion	132	1J-X-800000 1J-X-800000 1J-X-800000		10.97 11.98 01.99	PR: 1LE,1LN,1ZE,1ZH PR: 1LE,1LN,1ZE,1ZH PR: 1LE,1LN,1ZE,1ZH	13.0460-7081.2 13.0470-7081.2	607081 LD7081		21911 20,3 + 21911 20,3 +
	1.8 1.8 4motion 1.9 TDI 1.9 TDI 1.9 TDI 4motion 1.9 TDI 4motion 2.3 V5 2.3 V5 4motion 2.8 V6 4motion	92 96 110 96 110	1J-Y-000001 1J-Y-000001 1J-Y-000001 1J-Y-000001 1J-Y-000001 1J-Y-000001 1J-Y-000001 1J-Y-000001		10.97 07.98 04.01 09.00 04.01 09.00 10.03 10.03 10.03	PR: 1LJ,1ZE,1ZQ PR: 1LJ,1ZE,1ZQ PR: 1LJ,1ZE,1ZQ PR: 1LJ,1ZE,1ZQ PR: 1LJ,1ZE,1ZQ PR: 1LJ,1ZE,1ZQ PR: 1LJ,1ZE,1ZQ PR: 1LJ,1ZE,1ZQ PR: 1LJ,1ZE,1ZQ	13.0460-7122.2 13.0470-7122.2	607122 LD7122		23392 20,3 +/WK 23392 20,3 +/WK
	3.2 R32 4motion				06.02	PR: 1ZT	13.0460-7183.2 24.8190-0106.2	607183 620106	2	21484 20,5 +/WE Warnkontakt L=270mm
	1.4 1.6 1.6 FSI 1.8 1.8 4motion 1.9 SDI 1.9 TDI 1.9 TDI 1.9 TDI 1.9 TDI 1.9 TDI 1.9 TDI 1.9 TDI 4motion 1.9 TDI 4motion 1.9 TDI 4motion 1.9 TDI 4motion 1.9 TDI 4motion 2.0 2.0 4motion 2.3 V5 2.3 V5 4motion	92 50 66 74 81 85 96 110 66 74 85 96 110 66 74 85 96 85 85			10.97 10.97 01.02 10.97 07.98 10.97 09.00 10.97 05.99 04.01 09.00 07.98 09.00 11.99 04.01 09.00 04.01 08.98 04.00 10.97 11.98	PR: 1LQ,1ZF PR: 1LQ,1ZF PR: 1LQ,1ZF PR: 1LQ,1ZF PR: 1LQ,1ZF PR: 1LQ,1ZF PR: 1LQ,1ZF PR: 1LQ,1ZF PR: 1LQ,1ZF PR: 1LQ,1ZF PR: 1LQ,1ZF PR: 1LQ,1ZF PR: 1LQ,1ZF PR: 1LQ,1ZF PR: 1LQ,1ZF PR: 1LQ,1ZF PR: 1LQ,1ZF PR: 1LQ,1ZF PR: 1LQ,1ZF	24.0122-0151.1 24.0322-0151.1	422151 522151		256 22,0 19,0 V L +S +B 256 22,0 19,0 V L +S +B PD
	1.4 1.6 1.6 FSI 1.8 1.8 4motion 1.9 SDI	92 50			10.97 10.97 01.02 10.97 07.98 10.97	PR: 1LR,1LS,1ZM PR: 1LR,1LS,1ZM PR: 1LR,1LS,1ZM PR: 1LR,1LS,1ZM PR: 1LR,1LS,1ZM PR: 1LR,1LS,1ZM	24.0122-0150.1 24.0322-0150.1	422150 522150		280 22,0 19,0 V L +S +B 280 22,0 19,0 V L +S +B PD

¹⁾ without sensor ring / senza sensori / sans secours ABS / sin anillo sensor ABS

VOLKSWAGEN GOLF IV (98-05)														
	1.9 TDI	66	10.97	06.01	PR: 1LR,1LS,1ZM	24.0122-0150.1	422150					280 22,0 19,0 V L +S +B		
	1.9 TDI	74	09.00	06.05	PR: 1LR,1LS,1ZM	24.0322-0150.1	522150					280 22,0 19,0 V L +S +B PD		
	1.9 TDI	81	10.97	10.03	PR: 1LR,1LS,1ZM									
	1.9 TDI	85	05.99	06.01	PR: 1LR,1LS,1ZM									
	1.9 TDI	96	04.01	10.03	PR: 1LR,1LS,1ZM									
	1.9 TDI	110	09.00	10.03	PR: 1LR,1LS,1ZM									
	1.9 TDI 4motion	66	07.98	06.01	PR: 1LR,1LS,1ZM									
	1.9 TDI 4motion	74	09.00	06.05	PR: 1LR,1LS,1ZM									
	1.9 TDI 4motion	85	11.99	06.01	PR: 1LR,1LS,1ZM									
	1.9 TDI 4motion	96	04.01	10.03	PR: 1LR,1LS,1ZM									
	1.9 TDI 4motion	110	09.00	10.03	PR: 1LR,1LS,1ZM									
	2.0	85	08.98	10.03	PR: 1LR,1LS,1ZM									
	2.0 4motion	85	04.00	10.03	PR: 1LR,1LS,1ZM									
	2.3 V5		10.97	10.03	PR: 1LR,1LS,1ZM									
	2.3 V5 4motion		11.98	10.03	PR: 1LR,1LS,1ZM									
	1.4		10.97	10.03	PR: 1LE,1LN,1ZE,1ZH	24.0125-0113.1	425113						288 25,0 22,0 V L +S +B	
	1.6		10.97	10.03	PR: 1LE,1LN,1ZE,1ZH	24.0325-0113.1	525113						288 25,0 22,0 V L +S +B PD	
	1.6 FSI		01.02	10.03	PR: 1LE,1LN,1ZE,1ZH									
	1.8		10.97	10.03	PR: 1LE,1LN,1ZE,1ZH									
	1.8 4motion	92	10.97	06.01	PR: 1LE,1LN,1ZE,1ZH									
1.9 SDI	50	10.97	10.03	PR: 1LE,1LN,1ZE,1ZH										
1.9 TDI	66	10.97	06.01	PR: 1LE,1LN,1ZE,1ZH										
1.9 TDI	74	09.00	06.05	PR: 1LE,1LN,1ZE,1ZH										
1.9 TDI	81	10.97	10.03	PR: 1LE,1LN,1ZE,1ZH										
1.9 TDI	85	05.99	06.01	PR: 1LE,1LN,1ZE,1ZH										
1.9 TDI	96	04.01	10.03	PR: 1LE,1LN,1ZE,1ZH										
1.9 TDI	110	09.00	10.03	PR: 1LE,1LN,1ZE,1ZH										
1.9 TDI 4motion	66	07.98	06.01	PR: 1LE,1LN,1ZE,1ZH										
1.9 TDI 4motion	74	09.00	06.05	PR: 1LE,1LN,1ZE,1ZH										
1.9 TDI 4motion	85	11.99	06.01	PR: 1LE,1LN,1ZE,1ZH										
1.9 TDI 4motion	96	04.01	10.03	PR: 1LE,1LN,1ZE,1ZH										
1.9 TDI 4motion	110	09.00	10.03	PR: 1LE,1LN,1ZE,1ZH										
2.0	85	08.98	10.03	PR: 1LE,1LN,1ZE,1ZH										
2.0 4motion	85	04.00	10.03	PR: 1LE,1LN,1ZE,1ZH										
2.3 V5		10.97	10.03	PR: 1LE,1LN,1ZE,1ZH										
2.3 V5 4motion		11.98	10.03	PR: 1LE,1LN,1ZE,1ZH										
1.8 T GTI	132	10.97	10.03		24.0125-0123.1	425123						310 25,0 22,0 V L +B		
2.3 V5		10.97	10.03	PR: 1LJ,1ZQ	24.0325-0123.1	525123						310 25,0 22,0 V L +B PD		
2.3 V5 4motion		11.98	10.03	PR: 1LJ,1ZQ										
2.8 V6 4motion		01.99	10.03	PR: 1LJ,1ZQ										
3.2 R32 4motion		06.02	10.03	PR: 1ZT	24.0132-0166.2	432166						334 32,0 30,0 V L		
					24.0132-0165.2	432165						334 32,0 30,0 V L		
	1.4		10.97	10.03		24.0711-1361.3	360022						Radsensor	
	1.6		10.97	10.03		24.0711-1362.3	360023						Radsensor	
	1.6 FSI		01.02	10.03										
	1.8		10.97	10.03										
	1.8 T GTI	132	10.97	10.03										
	1.9 SDI	50	10.97	10.03										
	1.9 TDI	66	10.97	06.01										
	1.9 TDI	74	09.00	06.05										
	1.9 TDI	81	10.97	10.03										
	1.9 TDI	85	05.99	06.01										
	1.9 TDI	96	04.01	10.03										
	1.9 TDI	110	09.00	10.03										
	2.0	85	08.98	10.03										
	2.3 V5		10.97	10.03										
	1.8 4motion	92	07.98	10.03		24.0711-1361.3	360022						Radsensor	
	1.9 TDI 4motion	66	07.98	06.01		24.0711-1362.3	360023						Radsensor	
	1.9 TDI 4motion	74	09.00	06.05										
	1.9 TDI 4motion	85	11.99	06.01										
	1.9 TDI 4motion	96	04.01	10.03										
	1.9 TDI 4motion	110	09.00	10.03										
2.0 4motion	85	04.00	10.03											
2.3 V5 4motion		11.98	10.03											
2.8 V6 4motion		01.99	10.03											
3.2 R32 4motion		06.02	10.03											
	1.4		10.97	10.03	PR: 1KK,1KS,1KV	13.0460-2894.2	602894					20961 17,4 /Zub/S	LUC	
	1.6		10.97	10.03	PR: 1KK,1KS,1KV	13.0470-2894.2	LD2894					20961 17,4 /Zub/S	LUC	
	1.6 FSI		01.02	10.03	PR: 1KK,1KS,1KV	13.0460-0072.2	610072					Einbausatz	LUC	
	1.8		10.97	10.03	PR: 1KK,1KS,1KV									
	1.8 4motion	92	07.98	10.03	PR: 1KE									
	1.9 SDI	50	10.97	10.03	PR: 1KK,1KS,1KV									
	1.9 TDI	66	10.97	06.01	PR: 1KK,1KS,1KV									
	1.9 TDI	74	09.00	06.05	PR: 1KK,1KS,1KV									
	1.9 TDI	81	10.97	10.03	PR: 1KK,1KS,1KV									
	1.9 TDI	85	05.99	06.01	PR: 1KK,1KS,1KV									
	1.9 TDI	96	04.01	10.03	PR: 1KK,1KS,1KV									
	1.9 TDI	110	09.00	10.03	PR: 1KK,1KS,1KV									
	1.9 TDI 4motion	66	07.98	06.01	PR: 1KE									
	1.9 TDI 4motion	74	09.00	06.05	PR: 1KE									
	1.9 TDI 4motion	85	11.99	06.01	PR: 1KE									
	1.9 TDI 4motion	96	04.01	10.03	PR: 1KE									
	1.9 TDI 4motion	110	09.00	10.03	PR: 1KE									
	2.0	85	08.98	10.03	PR: 1KK,1KS,1KV									
	2.0 4motion	85	04.00	10.03	PR: 1KE									
	2.3 V5		10.97	10.03	PR: 1KK,1KS,1KV									
2.3 V5 4motion		11.98	10.03	PR: 1KE										

















1) two-piece brake disc / disco frenante in due parti / disque d.fr.en deux parties / disco de fr.de dos piezas

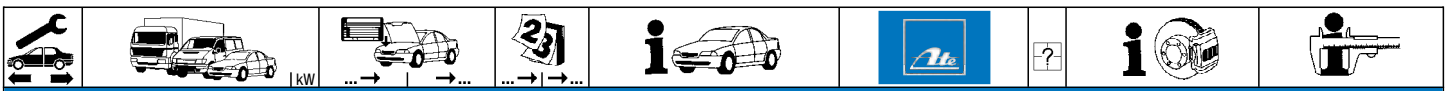


VOLKSWAGEN GOLF IV (98-05)

	2.8 V6 4motion		01.99	10.03	PR: 1KE	13.0460-2894.2	602894		20961 17,4 /Zub/S	LUC
	3.2 R32 4motion		06.02	10.03	PR: 1KE	13.0470-2894.2	LD2894		20961 17,4 /Zub/S	LUC
						13.0460-0072.2	610072		Einbausatz	LUC
	1.4		10.97	10.03	PR: 1KY	13.0460-2886.2	602886		20961 16,2 /S	LUC
	1.6		10.97	10.03	PR: 1KY	13.0470-2886.2	LD2886		20961 16,2 /S	LUC
	1.6 FSI		01.02	10.03	PR: 1KY	13.0460-0072.2	610072		Einbausatz	LUC
	1.8		10.97	10.03	PR: 1KY					
	1.8 T GTI	132	10.97	10.03						
	1.9 SDI	50	10.97	10.03	PR: 1KY					
	1.9 TDI	66	10.97	06.01	PR: 1KY					
	1.9 TDI	74	09.00	06.05	PR: 1KY					
	1.9 TDI	81	10.97	10.03	PR: 1KY					
	1.9 TDI	85	05.99	06.01	PR: 1KY					
	1.9 TDI	96	04.01	10.03	PR: 1KY					
1.9 TDI	110	09.00	10.03	PR: 1KY						
2.0	85	08.98	10.03	PR: 1KY						
2.3 V5		10.97	10.03	PR: 1KY						
1.8 4motion	92	07.98	10.03	PR: 1KU,2EE,2EL	13.0460-2820.2	602820		20961 17,2 /S	LUC	
1.9 TDI 4motion	66	07.98	06.01	PR: 1KU,2EE,2EL	13.0470-2820.2	LD2820		20961 17,2 /S	LUC	
1.9 TDI 4motion	74	09.00	06.05	PR: 1KU,2EE,2EL	13.0460-0072.2	610072		Einbausatz	LUC	
1.9 TDI 4motion	85	11.99	06.01	PR: 1KU,2EE,2EL						
1.9 TDI 4motion	96	04.01	10.03	PR: 1KU,2EE,2EL						
1.9 TDI 4motion	110	09.00	10.03	PR: 1KU,2EE,2EL						
2.0 4motion	85	04.00	10.03	PR: 1KU,2EE,2EL						
2.3 V5 4motion		11.98	10.03	PR: 1KU,2EE,2EL						
2.8 V6 4motion		01.99	10.03	PR: 1KU,2EE,2EL						
3.2 R32 4motion		06.02	10.03	PR: 1KU,2EE,2EL						
	1.4		10.97	10.03	PR: 1KK,1KS,1KV	24.0109-0123.1	409123		230 9,0 7,0 +S +B	
	1.6		10.97	10.03	PR: 1KK,1KS,1KV	24.0309-0123.1	509123		230 9,0 7,0 +S +B PD	
	1.6 FSI		01.02	10.03	PR: 1KK,1KS,1KV					
	1.8		10.97	10.03	PR: 1KK,1KS,1KV					
	1.9 SDI	50	10.97	10.03	PR: 1KK,1KS,1KV					
	1.9 TDI	66	10.97	06.01	PR: 1KK,1KS,1KV					
	1.9 TDI	74	09.00	06.05	PR: 1KK,1KS,1KV					
	1.9 TDI	81	10.97	10.03	PR: 1KK,1KS,1KV					
	1.9 TDI	85	05.99	06.01	PR: 1KK,1KS,1KV					
	1.9 TDI	96	04.01	10.03	PR: 1KK,1KS,1KV					
	1.9 TDI	110	09.00	10.03	PR: 1KK,1KS,1KV					
	2.0	85	08.98	10.03	PR: 1KK,1KS,1KV					
	2.3 V5		10.97	10.03	PR: 1KK,1KS,1KV					
	1.8 4motion	92	07.98	10.03	PR: 1KE	24.0109-0133.1	409133		239 8,9 7,0 +S +B	
1.9 TDI 4motion	66	07.98	06.01	PR: 1KE	24.0309-0133.1	509133		239 8,9 7,0 +S +B PD		
1.9 TDI 4motion	74	09.00	06.05	PR: 1KE						
1.9 TDI 4motion	85	11.99	06.01	PR: 1KE						
1.9 TDI 4motion	96	04.01	10.03	PR: 1KE						
1.9 TDI 4motion	110	09.00	10.03	PR: 1KE						
2.0 4motion	85	04.00	10.03	PR: 1KE						
2.3 V5 4motion		11.98	10.03	PR: 1KE						
2.3 V5 4motion		11.98	10.03	PR: 1KU,2EE,2EL	24.0122-0163.1	422163		256 22,0 20,0 V L +B		
2.8 V6 4motion		01.99	10.03	PR: 1KU,2EE,2EL	24.0322-0163.1	522163		256 22,0 20,0 V L +B PD		
3.2 R32 4motion		06.02	10.03	PR: 1KU,2EE,2EL						
	1.4		10.97	10.03	PR: 1KY	24.0122-0163.1	422163		256 22,0 20,0 V L +B	
	1.6		10.97	10.03	PR: 1KY	24.0322-0163.1	522163		256 22,0 20,0 V L +B PD	
	1.6 FSI		01.02	10.03	PR: 1KY					
	1.8		10.97	10.03	PR: 1KY					
	1.8 T GTI	132	10.97	10.03						
	1.9 SDI	50	10.97	10.03	PR: 1KY					
	1.9 TDI	66	10.97	06.01	PR: 1KY					
	1.9 TDI	74	09.00	06.05	PR: 1KY					
	1.9 TDI	81	10.97	10.03	PR: 1KY					
	1.9 TDI	85	05.99	06.01	PR: 1KY					
	1.9 TDI	96	04.01	10.03	PR: 1KY					
	1.9 TDI	110	09.00	10.03	PR: 1KY					
	2.0	85	08.98	10.03	PR: 1KY					
	2.3 V5		10.97	10.03	PR: 1KY					
	1.4		10.97	10.03		24.0741-1107.3	360042	2	Radsensor	
	1.6		10.97	10.03						
	1.6 FSI		01.02	10.03						
	1.8		10.97	10.03						
	1.8 T GTI	132	10.97	10.03						
	1.9 SDI	50	10.97	10.03						
	1.9 TDI	66	10.97	06.01						
	1.9 TDI	74	09.00	06.05						
	1.9 TDI	81	10.97	10.03						
	1.9 TDI	85	05.99	06.01						
	1.9 TDI	96	04.01	10.03						
	1.9 TDI	110	09.00	10.03						
	2.0	85	08.98	10.03						
	2.3 V5		10.97	10.03						
1.8 4motion	92	07.98	10.03		24.0711-1365.3	360172	2	Radsensor L=226		
1.9 TDI 4motion	66	07.98	06.01							
1.9 TDI 4motion	74	09.00	06.05							
1.9 TDI 4motion	85	11.99	06.01							
1.9 TDI 4motion	96	04.01	10.03							
1.9 TDI 4motion	110	09.00	10.03							
2.0 4motion	85	04.00	10.03							



											
VOLKSWAGEN GOLF IV (98-05)											
	2.3 V5 4motion 2.8 V6 4motion 3.2 R32 4motion			11.98 01.99 06.02	10.03 10.03 10.03	24.0711-1365.3	360172	2 	Radsensor L=226		
VOLKSWAGEN GOLF IV Variant (99-06)											
	1.4 1.6 1.6 FSI 1.8 4motion 1.9 SDI 1.9 TDI 1.9 TDI 1.9 TDI 1.9 TDI 4motion 1.9 TDI 4motion 1.9 TDI 4motion 2.0 2.0 4motion			05.99 05.99 01.02 05.99 05.99 05.99 09.00 05.99 05.99 09.00 11.99 05.99 04.00	06.06 06.06 06.06 06.06 06.06 06.06 06.06 06.06 06.06 06.06 06.06 06.06 06.06	PR: 1LR,1LS,1ZF,1ZP,1ZM PR: 1LR,1LS,1ZF,1ZP,1ZM PR: 1LR,1LS,1ZF,1ZP,1ZM PR: 1LR,1LS,1ZF,1ZP,1ZM PR: 1LR,1LS,1ZF,1ZP,1ZM PR: 1LR,1LS,1ZF,1ZP,1ZM PR: 1LR,1LS,1ZF,1ZP,1ZM PR: 1LR,1LS,1ZF,1ZP,1ZM PR: 1LR,1LS,1ZF,1ZP,1ZM PR: 1LR,1LS,1ZF,1ZP,1ZM PR: 1LR,1LS,1ZF,1ZP,1ZM PR: 1LR,1LS,1ZF,1ZP,1ZM PR: 1LR,1LS,1ZF,1ZP,1ZM	13.0460-7117.2 13.0470-7117.2	607117 LD7117		23131 19,6 +/WK 23131 19,6 +/WK	VW VW
	2.3 V5 2.3 V5 4motion 2.8 V6 4motion		1J-X-800000 1J-X-800000	05.99 05.99 05.99		PR: 1ZE PR: 1ZE	13.0460-7081.2 13.0470-7081.2	607081 LD7081		21911 20,3 + 21911 20,3 +	ATE ATE
	1.8 T 1.9 TDI 1.9 TDI 4motion 2.3 V5 2.3 V5 4motion	110 96		05.00 04.01 04.01	06.06 06.06 06.06	PR: 1ZD,1ZE PR: 1ZD,1ZE PR: 1ZD,1ZE	13.0460-7122.2 13.0470-7122.2	607122 LD7122		23392 20,3 +/WK 23392 20,3 +/WK	ATE ATE
	1.8 T 1.9 TDI 1.9 TDI 4motion 2.3 V5 2.3 V5 4motion 2.8 V6 4motion	110 96	1J-Y-000001 1J-Y-000001	05.00 04.01 04.01 05.99 05.99	06.06 06.06 06.06 06.06 06.06	PR: 1ZD,1ZE PR: 1ZD,1ZE PR: 1ZD,1ZE PR: 1ZD,1ZE PR: 1ZD,1ZE	24.0122-0150.1 24.0322-0150.1	422150 522150		280 22,0 19,0 V L +S +B 280 22,0 19,0 V L +S +B PD	
	1.4 1.6 1.6 FSI 1.8 4motion 1.8 T 1.9 SDI 1.9 TDI 1.9 TDI 1.9 TDI 1.9 TDI 4motion 1.9 TDI 4motion 1.9 TDI 4motion 2.0 2.0 4motion 2.3 V5 2.3 V5 4motion 2.8 V6 4motion	92 110		05.99 05.99 01.02 05.99 05.00 05.99 05.99 09.00 05.99 05.99 11.99 05.99 04.01 04.01 09.00 11.99 05.99 05.99 05.99	06.06 06.06 06.06 06.06 06.06 06.06 06.06 06.06 06.06 06.06 06.06 06.06 06.06 06.06 06.06 06.06 06.06 06.06	PR: 1LR,1LS,1ZF,1ZP,1ZM PR: 1LR,1LS,1ZF,1ZP,1ZM PR: 1LR,1LS,1ZF,1ZP,1ZM PR: 1LR,1LS,1ZF,1ZP,1ZM PR: 1LR,1LS,1ZF,1ZP,1ZM PR: 1LR,1LS,1ZF,1ZP,1ZM PR: 1LR,1LS,1ZF,1ZP,1ZM PR: 1LR,1LS,1ZF,1ZP,1ZM PR: 1LR,1LS,1ZF,1ZP,1ZM PR: 1LR,1LS,1ZF,1ZP,1ZM PR: 1LR,1LS,1ZF,1ZP,1ZM PR: 1LR,1LS,1ZF,1ZP,1ZM PR: 1LR,1LS,1ZF,1ZP,1ZM PR: 1LR,1LS,1ZF,1ZP,1ZM PR: 1LR,1LS,1ZF,1ZP,1ZM PR: 1LR,1LS,1ZF,1ZP,1ZM PR: 1LR,1LS,1ZF,1ZP,1ZM	24.0125-0113.1 24.0325-0113.1	425113 525113		288 25,0 22,0 V L +S +B 288 25,0 22,0 V L +S +B PD	
	1.4 1.6 1.6 FSI 1.8 4motion 1.8 T 1.9 SDI 1.9 TDI 1.9 TDI 1.9 TDI 1.9 TDI 1.9 TDI 4motion 1.9 TDI 4motion 1.9 TDI 4motion 1.9 TDI 4motion 2.0 2.0 4motion 2.3 V5 2.3 V5 4motion 2.8 V6 4motion	92 110		05.99 05.99 01.02 05.99 05.00 05.99 05.99 09.00 05.99 05.99 11.99 09.00 04.01 04.01 09.00 11.99 05.99 05.99 05.99	06.06 06.06 06.06 06.06 06.06 06.06 06.06 06.06 06.06 06.06 06.06 06.06 06.06 06.06 06.06 06.06 06.06 06.06 06.06	PR: 1LR,1LS,1ZF,1ZP,1ZM PR: 1LR,1LS,1ZF,1ZP,1ZM PR: 1LR,1LS,1ZF,1ZP,1ZM PR: 1LR,1LS,1ZF,1ZP,1ZM PR: 1LR,1LS,1ZF,1ZP,1ZM PR: 1LR,1LS,1ZF,1ZP,1ZM PR: 1LR,1LS,1ZF,1ZP,1ZM PR: 1LR,1LS,1ZF,1ZP,1ZM PR: 1LR,1LS,1ZF,1ZP,1ZM PR: 1LR,1LS,1ZF,1ZP,1ZM PR: 1LR,1LS,1ZF,1ZP,1ZM PR: 1LR,1LS,1ZF,1ZP,1ZM PR: 1LR,1LS,1ZF,1ZP,1ZM PR: 1LR,1LS,1ZF,1ZP,1ZM PR: 1LR,1LS,1ZF,1ZP,1ZM PR: 1LR,1LS,1ZF,1ZP,1ZM PR: 1LR,1LS,1ZF,1ZP,1ZM PR: 1LR,1LS,1ZF,1ZP,1ZM	24.0711-1361.3 24.0711-1362.3	360022 360023	 	Radsensor Radsensor	
	1.8 4motion 1.9 TDI 4motion 1.9 TDI 4motion 1.9 TDI 4motion 1.9 TDI 4motion 2.0 4motion 2.3 V5 4motion 2.8 V6 4motion	92 66 74 85		05.99 04.01 05.99 09.00 11.99 04.00 05.99 05.99	06.06 06.06 06.06 06.06 06.06 06.06 06.06 06.06	PR: 1LR,1LS,1ZF,1ZP,1ZM PR: 1LR,1LS,1ZF,1ZP,1ZM PR: 1LR,1LS,1ZF,1ZP,1ZM PR: 1LR,1LS,1ZF,1ZP,1ZM PR: 1LR,1LS,1ZF,1ZP,1ZM PR: 1LR,1LS,1ZF,1ZP,1ZM PR: 1LR,1LS,1ZF,1ZP,1ZM PR: 1LR,1LS,1ZF,1ZP,1ZM	24.0711-1361.3 24.0711-1362.3	360022 360023	 	Radsensor Radsensor	
	1.4 1.6 1.6 FSI 1.8 4motion 1.8 T 1.9 SDI 1.9 TDI 1.9 TDI 1.9 TDI 1.9 TDI	92 110		05.99 05.99 01.02 05.99 05.00 05.99 05.99 09.00 05.99 05.99	06.06 06.06 06.06 06.06 06.06 06.06 06.06 06.06 06.06 06.06	PR: 1KE,1KP,1KT PR: 1KE,1KP,1KT PR: 1KE,1KP,1KT PR: 1KE,1KP,1KT PR: 1KE,1KP,1KT PR: 1KE,1KP,1KT PR: 1KE,1KP,1KT PR: 1KE,1KP,1KT PR: 1KE,1KP,1KT PR: 1KE,1KP,1KT	13.0460-2894.2 13.0470-2894.2 13.0460-0072.2	602894 LD2894 610072		20961 17,4 /Zub/S 20961 17,4 /Zub/S Einbausatz	LUC LUC LUC








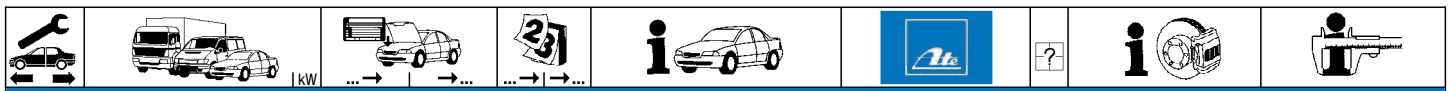
VOLKSWAGEN GOLF IV Variant (99-06)

	1.9 TDI	96		04.01	06.06	PR: 1KE,1KP,1KT	13.0460-2894.2	602894							
	1.9 TDI 4motion			04.01	06.06	PR: 1KE,1KP,1KT	13.0470-2894.2	LD2894					20961 17,4 /Zub/S	LUC	
	1.9 TDI 4motion	66		05.99	06.06	PR: 1KE,1KP,1KT	13.0460-0072.2	610072					20961 17,4 /Zub/S	LUC	
	1.9 TDI 4motion	74		09.00	06.06	PR: 1KE,1KP,1KT							Einbausatz	LUC	
	1.9 TDI 4motion	85		11.99	06.06	PR: 1KE,1KP,1KT									
	2.0	85		05.99	06.06	PR: 1KE,1KP,1KT									
	2.0 4motion			04.00	06.06	PR: 1KE,1KP,1KT									
	2.3 V5			05.99	06.06	PR: 1KE,1KP,1KT									
	2.3 V5 4motion			05.99	06.06	PR: 1KE,1KP,1KT									
					05.99	06.06	PR: 1KE,1KP,1KT								
	1.8 4motion	92		05.99	06.06	PR: 2EE,2EL	13.0460-2820.2	602820					20961 17,2 /S	LUC	
	1.9 TDI 4motion			04.01	06.06	PR: 2EE,2EL	13.0470-2820.2	LD2820					20961 17,2 /S	LUC	
	1.9 TDI 4motion	66		05.99	06.06	PR: 2EE,2EL									
	1.9 TDI 4motion	74		09.00	06.06	PR: 2EE,2EL									
	1.9 TDI 4motion	85		11.99	06.06	PR: 2EE,2EL									
	2.0 4motion			04.00	06.06	PR: 2EE,2EL									
	2.3 V5 4motion			05.99	06.06	PR: 2EE,2EL									
	2.8 V6 4motion			05.99	06.06										
		1.4			05.99	06.06	PR: 1KP,1KT	24.0109-0123.1	409123					230 9,0 7,0 +S +B	
		1.6			05.99	06.06	PR: 1KP,1KT	24.0309-0123.1	509123					230 9,0 7,0 +S +B PD	
1.6 FSI				01.02	06.06	PR: 1KP,1KT									
1.8 T		110		05.00	06.06	PR: 1KP,1KT									
1.9 SDI				05.99	06.06	PR: 1KP,1KT									
1.9 TDI		66		05.99	06.06	PR: 1KP,1KT									
1.9 TDI		74		09.00	06.06	PR: 1KP,1KT									
1.9 TDI		81		05.99	06.06	PR: 1KP,1KT									
1.9 TDI		85		05.99	06.06	PR: 1KP,1KT									
1.9 TDI		96		04.01	06.06	PR: 1KP,1KT									
2.0	85		05.99	06.06	PR: 1KP,1KT										
2.3 V5			05.99	06.06	PR: 1KP,1KT										
	1.8 4motion	92		05.99	06.06	PR: 1KE	24.0109-0133.1	409133					239 8,9 7,0 +S +B		
	1.9 TDI 4motion			04.01	06.06	PR: 1KE	24.0309-0133.1	509133					239 8,9 7,0 +S +B PD		
	1.9 TDI 4motion	66		05.99	06.06	PR: 1KE									
	1.9 TDI 4motion	74		09.00	06.06	PR: 1KE									
	1.9 TDI 4motion	85		11.99	06.06	PR: 1KE									
	2.0 4motion			04.00	06.06	PR: 1KE									
	2.3 V5 4motion			05.99	06.06	PR: 1KE									
	2.8 V6 4motion			05.99	06.06										
		1.8 4motion	92		05.99	06.06	PR: 2EE,2EL	24.0122-0163.1	422163					256 22,0 20,0 V L +B	
		1.9 TDI 4motion			04.01	06.06	PR: 2EE,2EL	24.0322-0163.1	522163					256 22,0 20,0 V L +B PD	
1.9 TDI 4motion		66		05.99	06.06	PR: 2EE,2EL									
1.9 TDI 4motion		74		09.00	06.06	PR: 2EE,2EL									
1.9 TDI 4motion		85		11.99	06.06	PR: 2EE,2EL									
2.0 4motion				04.00	06.06	PR: 2EE,2EL									
2.3 V5 4motion				05.99	06.06	PR: 2EE,2EL									
					05.99	06.06									
		1.4			05.99	06.06		24.0741-1107.3	360042	2				Radsensor	
		1.6			05.99	06.06									
	1.6 FSI			01.02	06.06										
	1.8 T	110		05.00	06.06										
	1.9 SDI			05.99	06.06										
	1.9 TDI	66		05.99	06.06										
	1.9 TDI	74		09.00	06.06										
	1.9 TDI	81		05.99	06.06										
	1.9 TDI	85		05.99	06.06										
	1.9 TDI	96		04.01	06.06										
2.0	85		05.99	06.06											
2.3 V5			05.99	06.06											
	1.8 4motion	92		05.99	06.06		24.0711-1365.3	360172	2				Radsensor L=226		
	1.9 TDI 4motion			04.01	06.06										
	1.9 TDI 4motion	66		05.99	06.06										
	1.9 TDI 4motion	74		09.00	06.06										
	1.9 TDI 4motion	85		11.99	06.06										
	2.0 4motion			04.00	06.06										
	2.3 V5 4motion			05.99	06.06										
	2.8 V6 4motion			05.99	06.06										

VOLKSWAGEN GOLF V (03-08)

	1.4 16V			10.03	09.08	PR: 1ZF,1ZM,1ZC	13.0460-7117.2	607117					23131 19,6 +/WK	VW
	1.4 FSI	66		10.03	09.08	PR: 1ZF,1ZM,1ZC	13.0470-7117.2	LD7117					23131 19,6 +/WK	VW
	1.4 TSI	90		05.07	09.08	PR: 1ZF,1ZM,1ZC								
	1.4 TSI	103		05.06	09.08	PR: 1ZF,1ZM,1ZC								
	1.4 TSI	125		11.05	09.08	PR: 1ZF,1ZM,1ZC								
	1.6 16V	75		01.04	09.08	PR: 1ZF,1ZM,1ZC								
	1.6 FSI	85		10.03	09.08	PR: 1ZF,1ZM,1ZC								
	1.9 TDI	66		05.04	09.08	PR: 1ZF,1ZM,1ZC								
	1.9 TDI	77		10.03	09.08	PR: 1ZF,1ZM,1ZC								
	1.9 TDI 4motion	77		08.04	09.08	PR: 1ZF,1ZM,1ZC								
	2.0 FSI	110		10.03	09.08	PR: 1ZF,1ZM,1ZC								
	2.0 FSI 4motion	110		08.04	09.08	PR: 1ZF,1ZM,1ZC								
	2.0 GTI	147		09.04	09.08	PR: 1ZF,1ZM,1ZC								
	2.0 GTI	169		09.06	09.08	PR: 1ZF,1ZM,1ZC								
	2.0 SDI	55		01.04	09.08	PR: 1ZF,1ZM,1ZC								
	2.0 TDI	100		10.03	09.08	PR: 1ZF,1ZM,1ZC								
	2.0 TDI	103		10.03	09.08	PR: 1ZF,1ZM,1ZC								
	2.0 TDI	125		11.05	09.08	PR: 1ZF,1ZM,1ZC								
	2.0 TDI 4motion	103		08.04	09.08	PR: 1ZF,1ZM,1ZC								
	3.2 R32	184		11.05	09.08	PR: 1ZF,1ZM,1ZC								














VOLKSWAGEN GOLF V (03-08)													
	1.4 16V		10.03	09.08	PR: 1LJ,1LL,1LV,1ZD,1ZP,1ZE	13.0460-7184.2	607184			23587 20,6 +WK	ATE		
	1.4 FSI	66	10.03	09.08	PR: 1LJ,1LL,1LV,1ZD,1ZP,1ZE	13.0470-7184.2	LD7184			23587 20,6 +WK	ATE		
	1.4 TSI	90	05.07	09.08	PR: 1LJ,1LL,1LV,1ZD,1ZP,1ZE								
	1.4 TSI	103	05.06	09.08	PR: 1LJ,1LL,1LV,1ZD,1ZP,1ZE								
	1.4 TSI	125	11.05	09.08	PR: 1LJ,1LL,1LV,1ZD,1ZP,1ZE								
	1.6 16V	75	01.04	09.08	PR: 1LJ,1LL,1LV,1ZD,1ZP,1ZE								
	1.6 FSI	85	10.03	09.08	PR: 1LJ,1LL,1LV,1ZD,1ZP,1ZE								
	1.9 TDI	66	05.04	09.08	PR: 1LJ,1LL,1LV,1ZD,1ZP,1ZE								
	1.9 TDI	77	10.03	09.08	PR: 1LJ,1LL,1LV,1ZD,1ZP,1ZE								
	1.9 TDI 4motion	77	08.04	09.08	PR: 1LJ,1LL,1LV,1ZD,1ZP,1ZE								
	2.0 FSI	110	10.03	09.08	PR: 1LJ,1LL,1LV,1ZD,1ZP,1ZE								
	2.0 FSI 4motion	110	08.04	09.08	PR: 1LJ,1LL,1LV,1ZD,1ZP,1ZE								
	2.0 GTI	147	09.04	09.08	PR: 1LJ,1LL,1LV,1ZD,1ZP,1ZE								
	2.0 GTI	169	09.06	09.08	PR: 1LJ,1LL,1LV,1ZD,1ZP,1ZE								
	2.0 SDI	55	01.04	09.08	PR: 1LJ,1LL,1LV,1ZD,1ZP,1ZE								
	2.0 TDI	100	10.03	09.08	PR: 1LJ,1LL,1LV,1ZD,1ZP,1ZE								
	2.0 TDI	103	10.03	09.08	PR: 1LJ,1LL,1LV,1ZD,1ZP,1ZE								
	2.0 TDI	125	11.05	09.08	PR: 1LJ,1LL,1LV,1ZD,1ZP,1ZE								
	2.0 TDI 4motion	103	08.04	09.08	PR: 1LJ,1LL,1LV,1ZD,1ZP,1ZE								
	3.2 R32	184	11.05	09.08	PR: 1LJ,1LL,1LV,1ZD,1ZP,1ZE								
	1.4 16V		10.03	09.08	PR: 1LK,1LM	13.0460-7200.2	607200			23801 20,3 +WK	ATE		
	1.4 FSI	66	10.03	09.08	PR: 1LK,1LM	13.0470-7200.2	LD7200			23801 20,3 +WK	ATE		
	1.4 TSI	90	05.07	09.08	PR: 1LK,1LM								
	1.4 TSI	103	05.06	09.08	PR: 1LK,1LM								
	1.4 TSI	125	11.05	09.08	PR: 1LK,1LM								
	1.6 16V	75	01.04	09.08	PR: 1LK,1LM								
	1.6 FSI	85	10.03	09.08	PR: 1LK,1LM								
	1.9 TDI	66	05.04	09.08	PR: 1LK,1LM								
	1.9 TDI	77	10.03	09.08	PR: 1LK,1LM								
	1.9 TDI 4motion	77	08.04	09.08	PR: 1LK,1LM								
	2.0 FSI	110	10.03	09.08	PR: 1LK,1LM								
	2.0 FSI 4motion	110	08.04	09.08	PR: 1LK,1LM								
	2.0 GTI	147	09.04	09.08	PR: 1LK,1LM								
	2.0 GTI	169	09.06	09.08	PR: 1LK,1LM								
	2.0 SDI	55	01.04	09.08	PR: 1LK,1LM								
	2.0 TDI	100	10.03	09.08	PR: 1LK,1LM								
	2.0 TDI	103	10.03	09.08	PR: 1LK,1LM								
	2.0 TDI	125	11.05	09.08	PR: 1LK,1LM								
	2.0 TDI 4motion	103	08.04	09.08	PR: 1LK,1LM								
	3.2 R32	184	11.05	09.08	PR: 1LK,1LM								
	1.4 16V		10.03	09.08	PR: 1ZF,1ZM,1ZC	24.0122-0210.1	422210			280 22,0 19,0 V L +S +B			
	1.4 FSI	66	10.03	09.08	PR: 1ZF,1ZM,1ZC	24.0322-0210.1	522210			280 22,0 19,0 V L +S +B PD			
	1.4 TSI	90	05.07	09.08	PR: 1ZF,1ZM,1ZC								
	1.4 TSI	103	05.06	09.08	PR: 1ZF,1ZM,1ZC								
	1.4 TSI	125	11.05	09.08	PR: 1ZF,1ZM,1ZC								
	1.6 16V	75	01.04	09.08	PR: 1ZF,1ZM,1ZC								
	1.6 FSI	85	10.03	09.08	PR: 1ZF,1ZM,1ZC								
	1.9 TDI	66	05.04	09.08	PR: 1ZF,1ZM,1ZC								
	1.9 TDI	77	10.03	09.08	PR: 1ZF,1ZM,1ZC								
	1.9 TDI 4motion	77	08.04	09.08	PR: 1ZF,1ZM,1ZC								
	2.0 FSI	110	10.03	09.08	PR: 1ZF,1ZM,1ZC								
	2.0 FSI 4motion	110	08.04	09.08	PR: 1ZF,1ZM,1ZC								
	2.0 GTI	147	09.04	09.08	PR: 1ZF,1ZM,1ZC								
	2.0 GTI	169	09.06	09.08	PR: 1ZF,1ZM,1ZC								
	2.0 SDI	55	01.04	09.08	PR: 1ZF,1ZM,1ZC								
	2.0 TDI	100	10.03	09.08	PR: 1ZF,1ZM,1ZC								
	2.0 TDI	103	10.03	09.08	PR: 1ZF,1ZM,1ZC								
	2.0 TDI	125	11.05	09.08	PR: 1ZF,1ZM,1ZC								
	2.0 TDI 4motion	103	08.04	09.08	PR: 1ZF,1ZM,1ZC								
	3.2 R32	184	11.05	09.08	PR: 1ZF,1ZM,1ZC								
	1.4 16V		10.03	09.08	PR: 1ZE,1ZP	24.0125-0145.1	425145			288 25,0 22,0 V L +S +B			
	1.4 FSI	66	10.03	09.08	PR: 1ZE,1ZP	24.0325-0145.1	525145			288 25,0 22,0 V L +S +B PD			
	1.4 TSI	90	05.07	09.08	PR: 1ZE,1ZP								
	1.4 TSI	103	05.06	09.08	PR: 1ZE,1ZP								
	1.4 TSI	125	11.05	09.08	PR: 1ZE,1ZP								
	1.6 16V	75	01.04	09.08	PR: 1ZE,1ZP								
	1.6 FSI	85	10.03	09.08	PR: 1ZE,1ZP								
	1.9 TDI	66	05.04	09.08	PR: 1ZE,1ZP								
	1.9 TDI	77	10.03	09.08	PR: 1ZE,1ZP								
	1.9 TDI 4motion	77	08.04	09.08	PR: 1ZE,1ZP								
	2.0 FSI	110	10.03	09.08	PR: 1ZE,1ZP								
	2.0 FSI 4motion	110	08.04	09.08	PR: 1ZE,1ZP								
	2.0 GTI	147	09.04	09.08	PR: 1ZE,1ZP								
	2.0 GTI	169	09.06	09.08	PR: 1ZE,1ZP								
	2.0 SDI	55	01.04	09.08	PR: 1ZE,1ZP								
	2.0 TDI	100	10.03	09.08	PR: 1ZE,1ZP								
	2.0 TDI	103	10.03	09.08	PR: 1ZE,1ZP								
	2.0 TDI	125	11.05	09.08	PR: 1ZE,1ZP								
	2.0 TDI 4motion	103	08.04	09.08	PR: 1ZE,1ZP								
	3.2 R32	184	11.05	09.08	PR: 1ZE,1ZP								
	1.4 16V		10.03	09.08	PR: 1LJ,1LL,1LV,1ZD	24.0125-0158.1	425158			312 25,0 22,0 V L +S +B			
	1.4 FSI	66	10.03	09.08	PR: 1LJ,1LL,1LV,1ZD	24.0325-0158.1	525158			312 25,0 22,0 V L +S +B PD			
	1.4 TSI	90	05.07	09.08	PR: 1LJ,1LL,1LV,1ZD								
	1.4 TSI	103	05.06	09.08	PR: 1LJ,1LL,1LV,1ZD								
	1.4 TSI	125	11.05	09.08	PR: 1LJ,1LL,1LV,1ZD								
	1.6 16V	75	01.04	09.08	PR: 1LJ,1LL,1LV,1ZD								
1.6 FSI	85	10.03	09.08	PR: 1LJ,1LL,1LV,1ZD									

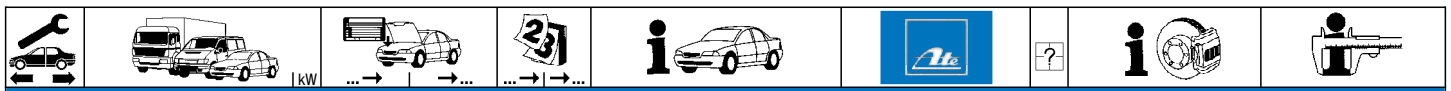


VOLKSWAGEN GOLF V (03-08)

	1.9 TDI	66	05.04	09.08	PR: 1LJ,1LL,1LV,1ZD	24.0125-0158.1	425158		312 25,0 22,0 V L +S +B 312 25,0 22,0 V L +S +B PD
	1.9 TDI	77	10.03	09.08	PR: 1LJ,1LL,1LV,1ZD	24.0325-0158.1	525158		
	1.9 TDI 4motion	77	08.04	09.08	PR: 1LJ,1LL,1LV,1ZD				
	2.0 FSI	110	10.03	09.08	PR: 1LJ,1LL,1LV,1ZD				
	2.0 FSI 4motion	110	08.04	09.08	PR: 1LJ,1LL,1LV,1ZD				
	2.0 GTI	147	09.04	09.08	PR: 1LJ,1LL,1LV,1ZD				
	2.0 GTI	169	09.06	09.08	PR: 1LJ,1LL,1LV,1ZD				
	2.0 SDI	55	01.04	09.08	PR: 1LJ,1LL,1LV,1ZD				
	2.0 TDI	100	10.03	09.08	PR: 1LJ,1LL,1LV,1ZD				
	2.0 TDI	103	10.03	09.08	PR: 1LJ,1LL,1LV,1ZD				
	2.0 TDI	125	11.05	09.08	PR: 1LJ,1LL,1LV,1ZD				
	2.0 TDI 4motion	103	08.04	09.08	PR: 1LJ,1LL,1LV,1ZD				
	3.2 R32	184	11.05	09.08	PR: 1LJ,1LL,1LV,1ZD				
	1.4 16V		10.03	09.08	PR: 1LK,1LM	24.0130-0115.1	430115		
1.4 FSI	66	10.03	09.08	PR: 1LK,1LM	24.0330-0115.1	530115			
1.4 TSI	90	05.07	09.08	PR: 1LK,1LM					
1.4 TSI	103	05.06	09.08	PR: 1LK,1LM					
1.4 TSI	125	11.05	09.08	PR: 1LK,1LM					
1.6 16V	75	01.04	09.08	PR: 1LK,1LM					
1.6 FSI	85	10.03	09.08	PR: 1LK,1LM					
1.9 TDI	66	05.04	09.08	PR: 1LK,1LM					
1.9 TDI	77	10.03	09.08	PR: 1LK,1LM					
1.9 TDI 4motion	77	08.04	09.08	PR: 1LK,1LM					
2.0 FSI	110	10.03	09.08	PR: 1LK,1LM					
2.0 FSI 4motion	110	08.04	09.08	PR: 1LK,1LM					
2.0 GTI	147	09.04	09.08	PR: 1LK,1LM					
2.0 GTI	169	09.06	09.08	PR: 1LK,1LM					
2.0 SDI	55	01.04	09.08	PR: 1LK,1LM					
2.0 TDI	100	10.03	09.08	PR: 1LK,1LM					
2.0 TDI	103	10.03	09.08	PR: 1LK,1LM					
2.0 TDI	125	11.05	09.08	PR: 1LK,1LM					
2.0 TDI 4motion	103	08.04	09.08	PR: 1LK,1LM					
3.2 R32	184	11.05	09.08	PR: 1LK,1LM					
	1.4 16V		10.03	09.08		24.0711-5271.3	360301		Radsensor Radsensor
	1.4 FSI	66	10.03	09.08		24.0711-5272.3	360302		
	1.4 TSI	90	05.07	09.08					
	1.4 TSI	103	05.06	09.08					
	1.4 TSI	125	11.05	09.08					
	1.6 16V	75	01.04	09.08					
	1.6 FSI	85	10.03	09.08					
	1.9 TDI	66	05.04	09.08					
	1.9 TDI	77	10.03	09.08					
	1.9 TDI 4motion	77	08.04	09.08					
	2.0 FSI	110	10.03	09.08					
	2.0 FSI 4motion	110	08.04	09.08					
	2.0 GTI	147	09.04	09.08					
	2.0 GTI	169	09.06	09.08					
2.0 SDI	55	01.04	09.08						
2.0 TDI	100	10.03	09.08						
2.0 TDI	103	10.03	09.08						
2.0 TDI	125	11.05	09.08						
2.0 TDI 4motion	103	08.04	09.08						
3.2 R32	184	11.05	09.08						
	1.4 16V		10.03	09.08	PR: 1KD,1KQ	13.0460-2820.2	602820	20961 17,2 /S LUC 20961 17,2 /S LUC Einbausatz LUC	
	1.4 FSI	66	10.03	09.08	PR: 1KD,1KQ	13.0470-2820.2	LD2820		
	1.4 TSI	90	05.07	09.08	PR: 1KD,1KQ	13.0460-0072.2	610072		
	1.4 TSI	103	05.06	09.08	PR: 1KD,1KQ				
	1.4 TSI	125	11.05	09.08	PR: 1KD,1KQ				
	1.6 16V	75	01.04	09.08	PR: 1KD,1KQ				
	1.6 FSI	85	10.03	09.08	PR: 1KD,1KQ				
	1.9 TDI	66	05.04	09.08	PR: 1KD,1KQ				
	1.9 TDI	77	10.03	09.08	PR: 1KD,1KQ				
	2.0 FSI	110	10.03	09.08	PR: 1KD,1KQ				
	2.0 GTI	147	09.04	09.08	PR: 1KD,1KQ				
	2.0 GTI	169	09.06	09.08	PR: 1KD,1KQ				
	2.0 SDI	55	01.04	09.08	PR: 1KD,1KQ				
	2.0 TDI	100	10.03	09.08	PR: 1KD,1KQ				
2.0 TDI	103	10.03	09.08	PR: 1KD,1KQ					
2.0 TDI	125	11.05	09.08	PR: 1KD,1KQ					
1.4 16V		10.03	09.08	PR: 1KY,1KZ,1KF,1KE,2EL	13.0460-2880.2	602880	23914 17,1 /WE/Zub/S LUC 23914 17,1 /WE/Zub/S LUC Einbausatz		
1.4 FSI	66	10.03	09.08	PR: 1KY,1KZ,1KF,1KE,2EL	13.0470-2880.2	LD2880			
1.4 TSI	90	05.07	09.08	PR: 1KY,1KZ,1KF,1KE,2EL	13.0460-0259.2	610259			
1.4 TSI	103	05.06	09.08	PR: 1KY,1KZ,1KF,1KE,2EL					
1.4 TSI	125	11.05	09.08	PR: 1KY,1KZ,1KF,1KE,2EL					
1.6 16V	75	01.04	09.08	PR: 1KY,1KZ,1KF,1KE,2EL					
1.6 FSI	85	10.03	09.08	PR: 1KY,1KZ,1KF,1KE,2EL					
1.9 TDI	66	05.04	09.08	PR: 1KY,1KZ,1KF,1KE,2EL					
1.9 TDI	77	10.03	09.08	PR: 1KY,1KZ,1KF,1KE,2EL					
1.9 TDI 4motion	77	08.04	09.08	PR: 1KY,1KZ,1KF,1KE,2EL					
2.0 FSI	110	10.03	09.08	PR: 1KY,1KZ,1KF,1KE,2EL					
2.0 FSI 4motion	110	08.04	09.08	PR: 1KY,1KZ,1KF,1KE,2EL					
2.0 GTI	147	09.04	09.08	PR: 1KY,1KZ,1KF,1KE,2EL					
2.0 GTI	169	09.06	09.08	PR: 1KY,1KZ,1KF,1KE,2EL					
2.0 SDI	55	01.04	09.08	PR: 1KY,1KZ,1KF,1KE,2EL					
2.0 TDI	100	10.03	09.08	PR: 1KY,1KZ,1KF,1KE,2EL					
2.0 TDI	103	10.03	09.08	PR: 1KY,1KZ,1KF,1KE,2EL					
2.0 TDI 4motion	103	08.04	09.08	PR: 1KY,1KZ,1KF,1KE,2EL					

















								
VOLKSWAGEN GOLF V (03-08)								
	3.2 R32	184		11.05	09.08	PR: 1KY,1KZ,1KF,1KE,2EL	13.0460-2880.2 602880 13.0470-2880.2 LD2880 13.0460-0259.2 610259	23914 17,1 /WE/Zub/S LUC 23914 17,1 /WE/Zub/S LUC Einbausatz
	1.4 16V 1.4 FSI 1.4 TSI 1.4 TSI 1.4 TSI 1.6 16V 1.6 FSI 1.9 TDI 1.9 TDI 2.0 FSI 2.0 GTI 2.0 GTI 2.0 SDI 2.0 TDI 2.0 TDI 2.0 TDI	66 90 103 125 75 85 66 77 110 147 169 55 100 103 125		10.03 10.03 05.07 05.06 11.05 01.04 10.03 05.04 10.03 10.03 09.04 09.06 01.04 10.03 10.03 11.05	09.08 09.08 09.08 09.08 09.08 09.08 09.08 09.08 09.08 09.08 09.08 09.08 09.08 09.08 09.08 09.08	PR: 1KD,1KQ PR: 1KD,1KQ PR: 1KD,1KQ PR: 1KD,1KQ PR: 1KD,1KQ PR: 1KD,1KQ PR: 1KD,1KQ PR: 1KD,1KQ PR: 1KD,1KQ PR: 1KD,1KQ PR: 1KD,1KQ PR: 1KD,1KQ PR: 1KD,1KQ PR: 1KD,1KQ PR: 1KD,1KQ	24.0110-0277.1 410277 24.0310-0277.1 510277	253 10,0 8,0 +S +B 253 10,0 8,0 +S +B PD
	1.4 16V 1.4 FSI 1.4 TSI 1.4 TSI 1.4 TSI 1.6 16V 1.6 FSI 1.9 TDI 1.9 TDI 1.9 TDI 4motion 2.0 FSI 2.0 FSI 4motion 2.0 GTI 2.0 GTI 2.0 SDI 2.0 TDI 2.0 TDI 2.0 TDI 2.0 TDI 4motion 3.2 R32	66 90 103 125 75 85 66 77 77 110 110 147 169 55 100 103 125 103 184		10.03 10.03 05.07 05.06 11.05 01.04 10.03 05.04 10.03 10.03 08.04 10.03 09.04 09.06 01.04 10.03 10.03 11.05 08.04 11.05	09.08 09.08 09.08 09.08 09.08 09.08 09.08 09.08 09.08 09.08 09.08 09.08 09.08 09.08 09.08 09.08 09.08 09.08 09.08 09.08	PR: 1KE,1KF PR: 1KE,1KF PR: 1KE,1KF PR: 1KE,1KF PR: 1KE,1KF PR: 1KE,1KF PR: 1KE,1KF PR: 1KE,1KF PR: 1KE,1KF PR: 1KE,1KF PR: 1KE,1KF PR: 1KE,1KF PR: 1KE,1KF PR: 1KE,1KF PR: 1KE,1KF PR: 1KE,1KF PR: 1KE,1KF PR: 1KE,1KF PR: 1KE,1KF	24.0112-0158.1 412158 24.0312-0158.1 512158	256 12,0 10,0 +B 256 12,0 10,0 +B PD
	1.4 16V 1.4 FSI 1.4 TSI 1.4 TSI 1.4 TSI 1.6 16V 1.6 FSI 1.9 TDI 1.9 TDI 2.0 FSI 2.0 GTI 2.0 GTI 2.0 SDI 2.0 TDI 2.0 TDI 2.0 TDI 2.0 TDI 1.9 TDI 4motion 2.0 FSI 4motion 2.0 TDI 4motion 3.2 R32	66 90 103 125 75 85 66 77 110 147 169 55 100 103 125 77 110 103 184		10.03 10.03 05.07 05.06 11.05 01.04 10.03 05.04 10.03 10.03 09.04 09.06 01.04 10.03 10.03 11.05 08.04 08.04 08.04 11.05	09.08 09.08 09.08 09.08 09.08 09.08 09.08 09.08 09.08 09.08 09.08 09.08 09.08 09.08 09.08 09.08 09.08 09.08 09.08 09.08	PR: 1KY,1KZ,1KV PR: 1KY,1KZ,1KV PR: 1KY,1KZ,1KV PR: 1KY,1KZ,1KV PR: 1KY,1KZ,1KV PR: 1KY,1KZ,1KV PR: 1KY,1KZ,1KV PR: 1KY,1KZ,1KV PR: 1KY,1KZ,1KV PR: 1KY,1KZ,1KV PR: 1KY,1KZ,1KV PR: 1KY,1KZ,1KV PR: 1KY,1KZ,1KV PR: 1KY,1KZ,1KV PR: 1KY,1KZ,1KV PR: 1KY,1KZ,1KV PR: 1KY,1KZ,1KV PR: 1KY,1KZ,1KV PR: 1KY,1KZ,1KV PR: 1KY,1KZ,1KV PR: 1KY,1KZ,1KV	24.0112-0169.1 412169	282 12,0 10,0 +S +B
	1.9 TDI 4motion 2.0 FSI 4motion 2.0 TDI 4motion 3.2 R32	77 110 103 184		08.04 08.04 08.04 11.05	09.08 09.08 09.08 09.08	PR: 2EL PR: 2EL PR: 2EL PR: 2EL	24.0122-0219.1 422219	310 22,0 20,0 V L +B
	1.4 16V 1.4 FSI 1.4 TSI 1.4 TSI 1.4 TSI 1.6 16V 1.6 FSI 1.9 TDI 1.9 TDI 2.0 FSI 2.0 GTI 2.0 GTI 2.0 SDI 2.0 TDI 2.0 TDI 2.0 TDI	66 90 103 125 75 85 66 77 110 147 169 55 100 103 125		10.03 10.03 05.07 05.06 11.05 01.04 10.03 05.04 10.03 10.03 09.04 09.06 01.04 10.03 10.03 11.05	09.08 09.08 09.08 09.08 09.08 09.08 09.08 09.08 09.08 09.08 09.08 09.08 09.08 09.08 09.08 09.08		24.0711-6231.3 360305 24.0711-6232.3 360306	Radsensor Radsensor
	1.9 TDI 4motion 2.0 FSI 4motion 2.0 TDI 4motion 3.2 R32	77 110 103 184		08.04 08.04 08.04 11.05	09.08 09.08 09.08 09.08		24.0711-5271.3 360301 24.0711-5272.3 360302	Radsensor Radsensor
VOLKSWAGEN GOLF V Variant (07-09)								
	1.4 1.4 TSI 1.4 TSI 1.4 TSI 1.4 TSI 1.6	59 90 103 118 125 75		06.07 06.07 05.07 07.08 05.07 05.07	06.09 06.09 06.09 06.09 06.09 06.09	PR: 12M PR: 12M PR: 12M PR: 12M PR: 12M PR: 12M	13.0460-7117.2 607117 13.0470-7117.2 LD7117	23131 19,6 +/WK VW 23131 19,6 +/WK VW

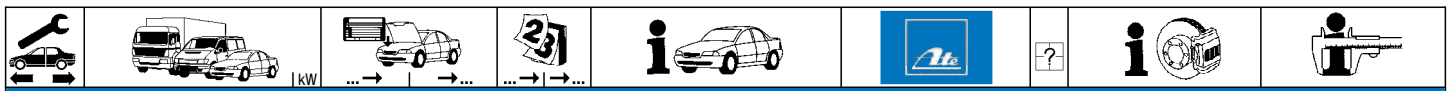


VOLKSWAGEN GOLF V Variant (07-09)

	1.9 TDI	77	05.07	06.09	PR: 12M	13.0460-7117.2	607117		23131 19,6 +WK 23131 19,6 +WK	VW VW
	1.9 TDI 4motion	77	12.07	06.09	PR: 12M	13.0470-7117.2	LD7117			
	2.0	147	06.07	06.09	PR: 12M					
	2.0 TDI		05.07	06.09	PR: 12M					
	1.4	59	06.07	06.09	PR: 1LJ,1ZD,1ZE,1ZP	13.0460-7184.2	607184			
	1.4 TSI	90	06.07	06.09	PR: 1LJ,1ZD,1ZE,1ZP	13.0470-7184.2	LD7184			
	1.4 TSI	103	05.07	06.09	PR: 1LJ,1ZD,1ZE,1ZP					
	1.4 TSI	118	07.08	06.09	PR: 1LJ,1ZD,1ZE,1ZP					
	1.4 TSI	125	05.07	06.09	PR: 1LJ,1ZD,1ZE,1ZP					
	1.6	75	05.07	06.09	PR: 1LJ,1ZD,1ZE,1ZP					
1.9 TDI	77	05.07	06.09	PR: 1LJ,1ZD,1ZE,1ZP						
1.9 TDI 4motion	77	12.07	06.09	PR: 1LJ,1ZD,1ZE,1ZP						
2.0	147	06.07	06.09	PR: 1LJ,1ZD,1ZE,1ZP						
2.0 TDI		05.07	06.09	PR: 1LJ,1ZD,1ZE,1ZP						
	1.4	59	06.07	06.09	PR: 12M	24.0122-0210.1	422210		280 22,0 19,0 V L +S +B 280 22,0 19,0 V L +S +B PD	
	1.4 TSI	90	06.07	06.09	PR: 12M	24.0322-0210.1	522210			
	1.4 TSI	103	05.07	06.09	PR: 12M					
	1.4 TSI	118	07.08	06.09	PR: 12M					
	1.4 TSI	125	05.07	06.09	PR: 12M					
	1.6	75	05.07	06.09	PR: 12M					
	1.9 TDI	77	05.07	06.09	PR: 12M					
	1.9 TDI 4motion	77	12.07	06.09	PR: 12M					
	2.0	147	06.07	06.09	PR: 12M					
	2.0 TDI		05.07	06.09	PR: 12M					
	1.4	59	06.07	06.09	PR: 1ZE,1ZP	24.0125-0145.1	425145		288 25,0 22,0 V L +S +B 288 25,0 22,0 V L +S +B PD	
	1.4 TSI	90	06.07	06.09	PR: 1ZE,1ZP	24.0325-0145.1	525145			
	1.4 TSI	103	05.07	06.09	PR: 1ZE,1ZP					
	1.4 TSI	118	07.08	06.09	PR: 1ZE,1ZP					
	1.4 TSI	125	05.07	06.09	PR: 1ZE,1ZP					
	1.6	75	05.07	06.09	PR: 1ZE,1ZP					
	1.9 TDI	77	05.07	06.09	PR: 1ZE,1ZP					
	1.9 TDI 4motion	77	12.07	06.09	PR: 1ZE,1ZP					
	2.0	147	06.07	06.09	PR: 1ZE,1ZP					
	2.0 TDI		05.07	06.09	PR: 1ZE,1ZP					
	1.4	59	06.07	06.09	PR: 1LJ,1ZD	24.0125-0158.1	425158		312 25,0 22,0 V L +S +B 312 25,0 22,0 V L +S +B PD	
	1.4 TSI	90	06.07	06.09	PR: 1LJ,1ZD	24.0325-0158.1	525158			
	1.4 TSI	103	05.07	06.09	PR: 1LJ,1ZD					
	1.4 TSI	118	07.08	06.09	PR: 1LJ,1ZD					
	1.4 TSI	125	05.07	06.09	PR: 1LJ,1ZD					
	1.6	75	05.07	06.09	PR: 1LJ,1ZD					
	1.9 TDI	77	05.07	06.09	PR: 1LJ,1ZD					
	1.9 TDI 4motion	77	12.07	06.09	PR: 1LJ,1ZD					
	2.0	147	06.07	06.09	PR: 1LJ,1ZD					
	2.0 TDI		05.07	06.09	PR: 1LJ,1ZD					
	1.4	59	06.07	06.09		24.0711-5271.3	360301		Radsensor Radsensor	
	1.4 TSI	90	06.07	06.09		24.0711-5272.3	360302			
	1.4 TSI	103	05.07	06.09						
	1.4 TSI	118	07.08	06.09						
	1.4 TSI	125	05.07	06.09						
	1.6	75	05.07	06.09						
	1.9 TDI	77	05.07	06.09						
	1.9 TDI 4motion	77	12.07	06.09						
	2.0	147	06.07	06.09						
	2.0 TDI		05.07	06.09						
	1.4	59	06.07	06.09	PR: 1KE,1KF,1KJ	13.0460-2880.2	602880		23914 17,1 /WE/Zub/S 23914 17,1 /WE/Zub/S Einbausatz	LUC LUC
	1.4 TSI	90	06.07	06.09	PR: 1KE,1KF,1KJ	13.0470-2880.2	LD2880			
	1.4 TSI	103	05.07	06.09	PR: 1KE,1KF,1KJ	13.0460-0259.2	610259			
	1.4 TSI	118	07.08	06.09	PR: 1KE,1KF,1KJ					
	1.4 TSI	125	05.07	06.09	PR: 1KE,1KF,1KJ					
	1.6	75	05.07	06.09	PR: 1KE,1KF,1KJ					
	1.9 TDI	77	05.07	06.09	PR: 1KE,1KF,1KJ					
	1.9 TDI 4motion	77	12.07	06.09	PR: 1KE,1KF,1KJ					
	2.0	147	06.07	06.09	PR: 1KE,1KF,1KJ					
	2.0 TDI		05.07	06.09	PR: 1KE,1KF,1KJ					
	1.4	59	06.07	06.09	PR: 1KE,1KF	24.0112-0158.1	412158		256 12,0 10,0 +B 256 12,0 10,0 +B PD	
	1.4 TSI	90	06.07	06.09	PR: 1KE,1KF	24.0312-0158.1	512158			
	1.4 TSI	103	05.07	06.09	PR: 1KE,1KF					
	1.4 TSI	118	07.08	06.09	PR: 1KE,1KF					
	1.4 TSI	125	05.07	06.09	PR: 1KE,1KF					
	1.6	75	05.07	06.09	PR: 1KE,1KF					
	1.9 TDI	77	05.07	06.09	PR: 1KE,1KF					
	1.9 TDI 4motion	77	12.07	06.09	PR: 1KE,1KF					
	2.0	147	06.07	06.09	PR: 1KE,1KF					
	2.0 TDI		05.07	06.09	PR: 1KE,1KF					
	1.4	59	06.07	06.09	PR: 1KJ	24.0112-0169.1	412169		282 12,0 10,0 +S +B	
	1.4 TSI	90	06.07	06.09	PR: 1KJ					
	1.4 TSI	103	05.07	06.09	PR: 1KJ					
	1.4 TSI	118	07.08	06.09	PR: 1KJ					
	1.4 TSI	125	05.07	06.09	PR: 1KJ					
	1.6	75	05.07	06.09	PR: 1KJ					
	1.9 TDI	77	05.07	06.09	PR: 1KJ					
	1.9 TDI 4motion	77	12.07	06.09	PR: 1KJ					
	2.0	147	06.07	06.09	PR: 1KJ					
	2.0 TDI		05.07	06.09	PR: 1KJ					



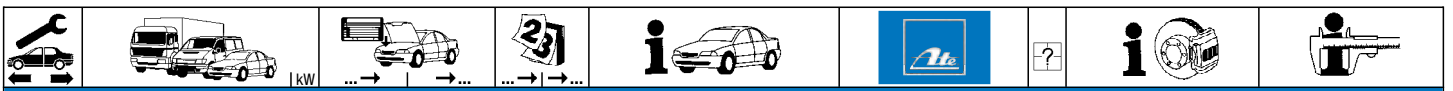
VOLKSWAGEN GOLF V Variant (07-09)									
									
	1.4	59		06.07	06.09	24.0711-6231.3	360305		Radsensor
	1.4 TSI	90		06.07	06.09	24.0711-6232.3	360306		Radsensor
	1.4 TSI	103		05.07	06.09				
	1.4 TSI	118		07.08	06.09				
	1.4 TSI	125		05.07	06.09				
	1.6	75		05.07	06.09				
	1.9 TDI	77		05.07	06.09				
	1.9 TDI 4motion	77		12.07	06.09				
	2.0	147		06.07	06.09				
	2.0 TDI			05.07	06.09				
VOLKSWAGEN GOLF VI (08-)									
	1.2 TSI			05.09		PR: 1ZF	13.0460-7117.2	607117	
	1.4	59		10.08		PR: 1ZF	13.0470-7117.2	LD7117	23131 19,6 +/WK
	1.4 TSI	90		10.08		PR: 1ZF			23131 19,6 +/WK
	1.4 TSI	118		10.08		PR: 1ZF			
	1.6	75		10.08		PR: 1ZF			
	1.6 Bi-Fuel	75		03.09		PR: 1ZF			
	1.6 TDI	66		02.09		PR: 1ZF			
	1.6 TDI	77		02.09		PR: 1ZF			
	1.8 TSI	118		06.09		PR: 1ZF			
	2.0 GTi			04.09		PR: 1ZF			
	2.0 R 4motion			11.09		PR: 1ZF			
	2.0 TDI	81		10.08		PR: 1ZF			
	2.0 TDI	100		10.08		PR: 1ZF			
	2.0 TDI	103		10.08		PR: 1ZF			
	2.0 TDI	125		04.09		PR: 1ZF			
	2.0 TDI 4motion	103		10.08		PR: 1ZF			
	1.2 TSI			05.09		PR: 1ZA,1ZB,1ZD,1ZE,1ZP,1LJ,1LL	13.0460-7184.2	607184	23587 20,6 +/WK
	1.4	59		10.08		PR: 1ZA,1ZB,1ZD,1ZE,1ZP,1LJ,1LL	13.0470-7184.2	LD7184	23587 20,6 +/WK
	1.4 TSI	90		10.08		PR: 1ZA,1ZB,1ZD,1ZE,1ZP,1LJ,1LL			
	1.4 TSI	118		10.08		PR: 1ZA,1ZB,1ZD,1ZE,1ZP,1LJ,1LL			
	1.6	75		10.08		PR: 1ZA,1ZB,1ZD,1ZE,1ZP,1LJ,1LL			
	1.6 Bi-Fuel	75		03.09		PR: 1ZA,1ZB,1ZD,1ZE,1ZP,1LJ,1LL			
	1.6 TDI	66		02.09		PR: 1ZA,1ZB,1ZD,1ZE,1ZP,1LJ,1LL			
	1.6 TDI	77		02.09		PR: 1ZA,1ZB,1ZD,1ZE,1ZP,1LJ,1LL			
	1.8 TSI	118		06.09		PR: 1ZA,1ZB,1ZD,1ZE,1ZP,1LJ,1LL			
	2.0 GTi			04.09		PR: 1ZA,1ZB,1ZD,1ZE,1ZP,1LJ,1LL			
	2.0 R 4motion			11.09		PR: 1ZA,1ZB,1ZD,1ZE,1ZP,1LJ,1LL			
	2.0 TDI	81		10.08		PR: 1ZA,1ZB,1ZD,1ZE,1ZP,1LJ,1LL			
	2.0 TDI	100		10.08		PR: 1ZA,1ZB,1ZD,1ZE,1ZP,1LJ,1LL			
	2.0 TDI	103		10.08		PR: 1ZA,1ZB,1ZD,1ZE,1ZP,1LJ,1LL			
	2.0 TDI	125		04.09		PR: 1ZA,1ZB,1ZD,1ZE,1ZP,1LJ,1LL			
	2.0 TDI 4motion	103		10.08		PR: 1ZA,1ZB,1ZD,1ZE,1ZP,1LJ,1LL			
	1.2 TSI			05.09		PR: 1LM	13.0460-7200.2	607200	23801 20,3 +/WK
	1.4	59		10.08		PR: 1LM	13.0470-7200.2	LD7200	23801 20,3 +/WK
	1.4 TSI	90		10.08		PR: 1LM			
	1.4 TSI	118		10.08		PR: 1LM			
	1.6	75		10.08		PR: 1LM			
	1.6 Bi-Fuel	75		03.09		PR: 1LM			
	1.6 TDI	66		02.09		PR: 1LM			
	1.6 TDI	77		02.09		PR: 1LM			
	1.8 TSI	118		06.09		PR: 1LM			
	2.0 GTi			04.09		PR: 1LM			
	2.0 R 4motion			11.09		PR: 1LM			
	2.0 TDI	81		10.08		PR: 1LM			
	2.0 TDI	100		10.08		PR: 1LM			
	2.0 TDI	103		10.08		PR: 1LM			
	2.0 TDI	125		04.09		PR: 1LM			
	2.0 TDI 4motion	103		10.08		PR: 1LM			
	1.2 TSI			05.09		PR: 1ZK	13.0460-7227.2	607227	23801 20,3 +/WK
	1.4	59		10.08		PR: 1ZK	13.0470-7227.2	LD7227	23801 20,4 +/WK
	1.4 TSI	90		10.08		PR: 1ZK			
	1.4 TSI	118		10.08		PR: 1ZK			
	1.6	75		10.08		PR: 1ZK			
	1.6 Bi-Fuel	75		03.09		PR: 1ZK			
	1.6 TDI	66		02.09		PR: 1ZK			
	1.6 TDI	77		02.09		PR: 1ZK			
	1.8 TSI	118		06.09		PR: 1ZK			
	2.0 GTi			04.09		PR: 1ZK			
	2.0 R 4motion			11.09		PR: 1ZK			
	2.0 TDI	81		10.08		PR: 1ZK			
	2.0 TDI	100		10.08		PR: 1ZK			
	2.0 TDI	103		10.08		PR: 1ZK			
	2.0 TDI	125		04.09		PR: 1ZK			
	2.0 TDI 4motion	103		10.08		PR: 1ZK			
	1.2 TSI			05.09		PR: 1ZF	24.0122-0210.1	422210	280 22,0 19,0 V L +S +B
	1.4	59		10.08		PR: 1ZF	24.0322-0210.1	522210	280 22,0 19,0 V L +S +B PD
	1.4 TSI	90		10.08		PR: 1ZF			
	1.4 TSI	118		10.08		PR: 1ZF			
	1.6	75		10.08		PR: 1ZF			
	1.6 Bi-Fuel	75		03.09		PR: 1ZF			
	1.6 TDI	66		02.09		PR: 1ZF			
	1.6 TDI	77		02.09		PR: 1ZF			
	1.8 TSI	118		06.09		PR: 1ZF			
	2.0 GTi			04.09		PR: 1ZF			
	2.0 R 4motion			11.09		PR: 1ZF			



VOLKSWAGEN GOLF VI (08-)

	2.0 TDI	81	10.08	PR: 1ZF	24.0122-0210.1	422210		280 22,0 19,0 V L +S +B
	2.0 TDI	100	10.08	PR: 1ZF	24.0322-0210.1	522210		280 22,0 19,0 V L +S +B PD
	2.0 TDI	103	10.08	PR: 1ZF				
	2.0 TDI	125	04.09	PR: 1ZF				
	2.0 TDI 4motion	103	10.08	PR: 1ZF				
	1.2 TSI		05.09	PR: 1ZE,1ZP	24.0125-0145.1	425145		288 25,0 22,0 V L +S +B
	1.4	59	10.08	PR: 1ZE,1ZP	24.0325-0145.1	525145		288 25,0 22,0 V L +S +B PD
	1.4 TSI	90	10.08	PR: 1ZE,1ZP				
	1.4 TSI	118	10.08	PR: 1ZE,1ZP				
	1.6	75	10.08	PR: 1ZE,1ZP				
1.6 Bi-Fuel	75	03.09	PR: 1ZE,1ZP					
1.6 TDI	66	02.09	PR: 1ZE,1ZP					
1.6 TDI	77	02.09	PR: 1ZE,1ZP					
1.8 TSI	118	06.09	PR: 1ZE,1ZP					
2.0 GTi		04.09	PR: 1ZE,1ZP					
2.0 R 4motion		11.09	PR: 1ZE,1ZP					
2.0 TDI	81	10.08	PR: 1ZE,1ZP					
2.0 TDI	100	10.08	PR: 1ZE,1ZP					
2.0 TDI	103	10.08	PR: 1ZE,1ZP					
2.0 TDI	125	04.09	PR: 1ZE,1ZP					
2.0 TDI 4motion	103	10.08	PR: 1ZE,1ZP					
1.2 TSI		05.09	PR: 1LJ,1LL,1LV,1ZA,1ZB,1ZD	24.0125-0158.1	425158		312 25,0 22,0 V L +S +B	
1.4	59	10.08	PR: 1LJ,1LL,1LV,1ZA,1ZB,1ZD	24.0325-0158.1	525158		312 25,0 22,0 V L +S +B PD	
1.4 TSI	90	10.08	PR: 1LJ,1LL,1LV,1ZA,1ZB,1ZD					
1.4 TSI	118	10.08	PR: 1LJ,1LL,1LV,1ZA,1ZB,1ZD					
1.6	75	10.08	PR: 1LJ,1LL,1LV,1ZA,1ZB,1ZD					
1.6 Bi-Fuel	75	03.09	PR: 1LJ,1LL,1LV,1ZA,1ZB,1ZD					
1.6 TDI	66	02.09	PR: 1LJ,1LL,1LV,1ZA,1ZB,1ZD					
1.6 TDI	77	02.09	PR: 1LJ,1LL,1LV,1ZA,1ZB,1ZD					
1.8 TSI	118	06.09	PR: 1LJ,1LL,1LV,1ZA,1ZB,1ZD					
2.0 GTi		04.09	PR: 1LJ,1LL,1LV,1ZA,1ZB,1ZD					
2.0 R 4motion		11.09	PR: 1LJ,1LL,1LV,1ZA,1ZB,1ZD					
2.0 TDI	81	10.08	PR: 1LJ,1LL,1LV,1ZA,1ZB,1ZD					
2.0 TDI	100	10.08	PR: 1LJ,1LL,1LV,1ZA,1ZB,1ZD					
2.0 TDI	103	10.08	PR: 1LJ,1LL,1LV,1ZA,1ZB,1ZD					
2.0 TDI	125	04.09	PR: 1LJ,1LL,1LV,1ZA,1ZB,1ZD					
2.0 TDI 4motion	103	10.08	PR: 1LJ,1LL,1LV,1ZA,1ZB,1ZD					
1.2 TSI		05.09	PR: 1LM,1ZK	24.0130-0115.1	430115		345 30,0 27,0 V L +B	
1.4	59	10.08	PR: 1LM,1ZK	24.0330-0115.1	530115		345 30,0 27,0 V L +B PD	
1.4 TSI	90	10.08	PR: 1LM,1ZK					
1.4 TSI	118	10.08	PR: 1LM,1ZK					
1.6	75	10.08	PR: 1LM,1ZK					
1.6 Bi-Fuel	75	03.09	PR: 1LM,1ZK					
1.6 TDI	66	02.09	PR: 1LM,1ZK					
1.6 TDI	77	02.09	PR: 1LM,1ZK					
1.8 TSI	118	06.09	PR: 1LM,1ZK					
2.0 GTi		04.09	PR: 1LM,1ZK					
2.0 R 4motion		11.09	PR: 1LM,1ZK					
2.0 TDI	81	10.08	PR: 1LM,1ZK					
2.0 TDI	100	10.08	PR: 1LM,1ZK					
2.0 TDI	103	10.08	PR: 1LM,1ZK					
2.0 TDI	125	04.09	PR: 1LM,1ZK					
2.0 TDI 4motion	103	10.08	PR: 1LM,1ZK					
	1.2 TSI		05.09		24.0711-5271.3	360301	<input type="checkbox"/>	Radsensor
	1.4	59	10.08		24.0711-5272.3	360302	<input type="checkbox"/>	Radsensor
	1.4 TSI	90	10.08					
	1.4 TSI	118	10.08					
	1.6	75	10.08					
	1.6 Bi-Fuel	75	03.09					
	1.6 TDI	66	02.09					
	1.6 TDI	77	02.09					
	1.8 TSI	118	06.09					
	2.0 GTi		04.09					
2.0 R 4motion		11.09						
2.0 TDI	81	10.08						
2.0 TDI	100	10.08						
2.0 TDI	103	10.08						
2.0 TDI	125	04.09						
2.0 TDI 4motion	103	10.08						
	1.2 TSI		05.09	PR: 1KD	13.0460-2820.2	602820		20961 17,2 /S LUC
	1.4	59	10.08	PR: 1KD	13.0470-2820.2	LD2820		20961 17,2 /S LUC
	1.4 TSI	90	10.08	PR: 1KD				
	1.4 TSI	118	10.08	PR: 1KD				
	1.6	75	10.08	PR: 1KD				
	1.6 Bi-Fuel	75	03.09	PR: 1KD				
	1.6 TDI	66	02.09	PR: 1KD				
	1.6 TDI	77	02.09	PR: 1KD				
	1.8 TSI	118	06.09	PR: 1KD				
	2.0 GTi		04.09	PR: 1KD				
2.0 TDI	81	10.08	PR: 1KD					
2.0 TDI	100	10.08	PR: 1KD					
2.0 TDI	103	10.08	PR: 1KD					
2.0 TDI	125	04.09	PR: 1KD					
1.2 TSI		05.09	PR: 1KF,1KY,1KZ,1KE,1KV	13.0460-2880.2	602880		23914 17,1 /WE/Zub/S LUC	
1.4	59	10.08	PR: 1KF,1KY,1KZ,1KE,1KV	13.0470-2880.2	LD2880		23914 17,1 /WE/Zub/S LUC	
1.4 TSI	90	10.08	PR: 1KF,1KY,1KZ,1KE,1KV					
1.4 TSI	118	10.08	PR: 1KF,1KY,1KZ,1KE,1KV					

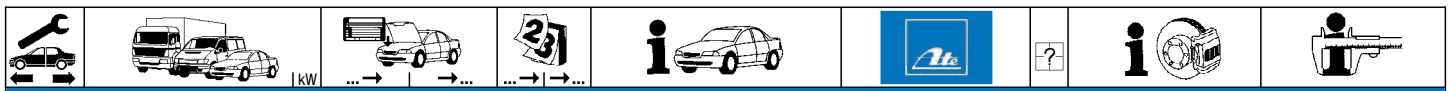




VOLKSWAGEN GOLF VI (08-)

	1.6	75		10.08	PR: 1KF,1KY,1KZ,1KE,1KV	13.0460-2880.2	602880		23914 17,1 /WE/Zub/S	LUC
	1.6 Bi-Fuel	75		03.09	PR: 1KF,1KY,1KZ,1KE,1KV	13.0470-2880.2	LD2880		23914 17,1 /WE/Zub/S	LUC
	1.6 TDI	66		02.09	PR: 1KF,1KY,1KZ,1KE,1KV					
	1.6 TDI	77		02.09	PR: 1KF,1KY,1KZ,1KE,1KV					
	1.8 TSI	118		06.09	PR: 1KF,1KY,1KZ,1KE,1KV					
	2.0 GTi			04.09	PR: 1KF,1KY,1KZ,1KE,1KV					
	2.0 R 4motion			11.09	PR: 1KF,1KY,1KZ,1KE,1KV,2EL					
	2.0 TDI	81		10.08	PR: 1KF,1KY,1KZ,1KE,1KV					
	2.0 TDI	100		10.08	PR: 1KF,1KY,1KZ,1KE,1KV					
	2.0 TDI	103		10.08	PR: 1KF,1KY,1KZ,1KE,1KV					
	2.0 TDI	125		04.09	PR: 1KF,1KY,1KZ,1KE,1KV					
	2.0 TDI 4motion	103		10.08	PR: 1KF,1KY,1KZ,1KE,1KV,2EL					
	1.2 TSI			05.09	PR: 1KS,1KT	13.0460-3858.2	603858		24563 17,7 /Zub/S	BOS
	1.4	59		10.08	PR: 1KS,1KT					
1.4 TSI	90		10.08	PR: 1KS,1KT						
1.4 TSI	118		10.08	PR: 1KS,1KT						
1.6	75		10.08	PR: 1KS,1KT						
1.6 Bi-Fuel	75		03.09	PR: 1KS,1KT						
1.6 TDI	66		02.09	PR: 1KS,1KT						
1.6 TDI	77		02.09	PR: 1KS,1KT						
1.8 TSI	118		06.09	PR: 1KS,1KT						
2.0 GTi			04.09	PR: 1KS,1KT						
2.0 R 4motion			11.09	PR: 1KS,1KT						
2.0 TDI	81		10.08	PR: 1KS,1KT						
2.0 TDI	100		10.08	PR: 1KS,1KT						
2.0 TDI	103		10.08	PR: 1KS,1KT						
2.0 TDI	125		04.09	PR: 1KS,1KT						
2.0 TDI 4motion	103		10.08	PR: 1KS,1KT						
	1.2 TSI			05.09	PR: 1KD	24.0110-0277.1	410277		253 10,0 8,0 +S +B	
	1.4	59		10.08	PR: 1KD	24.0310-0277.1	510277		253 10,0 8,0 +S +B PD	
	1.4 TSI	90		10.08	PR: 1KD					
	1.4 TSI	118		10.08	PR: 1KD					
	1.6	75		10.08	PR: 1KD					
	1.6 Bi-Fuel	75		03.09	PR: 1KD					
	1.6 TDI	66		02.09	PR: 1KD					
	1.6 TDI	77		02.09	PR: 1KD					
	1.8 TSI	118		06.09	PR: 1KD					
	2.0 GTi			04.09	PR: 1KD					
	2.0 TDI	81		10.08	PR: 1KD					
	2.0 TDI	100		10.08	PR: 1KD					
	2.0 TDI	103		10.08	PR: 1KD					
	2.0 TDI	125		04.09	PR: 1KD					
1.2 TSI			05.09	PR: 1KV,1KY,1KZ	24.0112-0169.1	412169		282 12,0 10,0 +S +B		
1.4	59		10.08	PR: 1KV,1KY,1KZ						
1.4 TSI	90		10.08	PR: 1KV,1KY,1KZ						
1.4 TSI	118		10.08	PR: 1KV,1KY,1KZ						
1.6	75		10.08	PR: 1KV,1KY,1KZ						
1.6 Bi-Fuel	75		03.09	PR: 1KV,1KY,1KZ						
1.6 TDI	66		02.09	PR: 1KV,1KY,1KZ						
1.6 TDI	77		02.09	PR: 1KV,1KY,1KZ						
1.8 TSI	118		06.09	PR: 1KV,1KY,1KZ						
2.0 GTi			04.09	PR: 1KV,1KY,1KZ						
2.0 TDI	81		10.08	PR: 1KV,1KY,1KZ						
2.0 TDI	100		10.08	PR: 1KV,1KY,1KZ						
2.0 TDI	103		10.08	PR: 1KV,1KY,1KZ						
2.0 TDI	125		04.09	PR: 1KV,1KY,1KZ						
1.2 TSI			05.09	PR: 1KE,1KF	24.0112-0158.1	412158		256 12,0 10,0 +B		
1.4	59		10.08	PR: 1KE,1KF	24.0312-0158.1	512158		256 12,0 10,0 +B PD		
1.4 TSI	90		10.08	PR: 1KE,1KF						
1.4 TSI	118		10.08	PR: 1KE,1KF						
1.6	75		10.08	PR: 1KE,1KF						
1.6 Bi-Fuel	75		03.09	PR: 1KE,1KF						
1.6 TDI	66		02.09	PR: 1KE,1KF						
1.6 TDI	77		02.09	PR: 1KE,1KF						
1.8 TSI	118		06.09	PR: 1KE,1KF						
2.0 GTi			04.09	PR: 1KE,1KF						
2.0 R 4motion			11.09	PR: 1KE,1KF						
2.0 TDI	81		10.08	PR: 1KE,1KF						
2.0 TDI	100		10.08	PR: 1KE,1KF						
2.0 TDI	103		10.08	PR: 1KE,1KF						
2.0 TDI	125		04.09	PR: 1KE,1KF						
2.0 TDI 4motion	103		10.08	PR: 1KE,1KF						
1.2 TSI			05.09	PR: 1KS,1KT	24.0110-0356.1	410356		272 9,7 8,0 +S +B		
1.4	59		10.08	PR: 1KS,1KT						
1.4 TSI	90		10.08	PR: 1KS,1KT						
1.4 TSI	118		10.08	PR: 1KS,1KT						
1.6	75		10.08	PR: 1KS,1KT						
1.6 Bi-Fuel	75		03.09	PR: 1KS,1KT						
1.6 TDI	66		02.09	PR: 1KS,1KT						
1.6 TDI	77		02.09	PR: 1KS,1KT						
1.8 TSI	118		06.09	PR: 1KS,1KT						
2.0 GTi			04.09	PR: 1KS,1KT						
2.0 R 4motion			11.09	PR: 1KS,1KT						
2.0 TDI	81		10.08	PR: 1KS,1KT						
2.0 TDI	100		10.08	PR: 1KS,1KT						
2.0 TDI	103		10.08	PR: 1KS,1KT						
2.0 TDI	125		04.09	PR: 1KS,1KT						





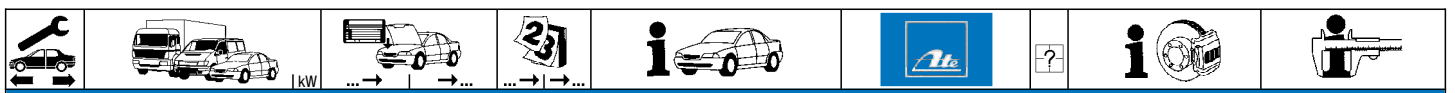
VOLKSWAGEN GOLF VI (08-)

	2.0 TDI 4motion	103		10.08	PR: 1KS,1KT	24.0110-0356.1	410356		272 9,7 8,0 +S +B
	2.0 R 4motion			11.09	PR: 1KW,2EL	24.0122-0219.1	422219		310 22,0 20,0 V L +B
	2.0 TDI 4motion	103		10.08	PR: 1KW,2EL				
	1.2 TSI			05.09		24.0711-6231.3	360305		Radsensor
	1.4	59		10.08		24.0711-6232.3	360306		Radsensor
	1.4 TSI	90		10.08					
	1.4 TSI	118		10.08					
	1.6	75		10.08					
	1.6 Bi-Fuel	75		03.09					
	1.6 TDI	66		02.09					
	1.6 TDI	77		02.09					
	1.8 TSI	118		06.09					
	2.0 GTi			04.09					
	2.0 TDI	81		10.08					
	2.0 TDI	100		10.08					
	2.0 TDI	103		10.08					
	2.0 TDI	125		04.09					
	2.0 R 4motion			11.09		24.0711-5271.3	360301		Radsensor
	2.0 TDI 4motion	103		10.08		24.0711-5272.3	360302		Radsensor

VOLKSWAGEN GOLF VI Variant (09-)

	1.2 TSI			08.09	PR: 1ZM	13.0460-7117.2	607117		23131 19,6 +/WK	VW
	1.4	59		07.09	PR: 1ZM	13.0470-7117.2	LD7117		23131 19,6 +/WK	VW
	1.4 TSI	90		07.09	PR: 1ZM					
	1.4 TSI	118		07.09	PR: 1ZM					
	1.6	75		07.09	PR: 1ZM					
	1.6 MultiFuel	75		07.09	PR: 1ZM					
	1.6 TDI			07.09	PR: 1ZM					
	1.6 TDI 4motion	77		07.09	PR: 1ZM					
	2.0	147		07.09	PR: 1ZM					
	2.0 TDI			07.09	PR: 1ZM					
	1.2 TSI			08.09	PR: 1ZA,1ZD,1ZE,1ZP,1LJ	13.0460-7184.2	607184		23587 20,6 +/WK	ATE
	1.4	59		07.09	PR: 1ZA,1ZD,1ZE,1ZP,1LJ	13.0470-7184.2	LD7184		23587 20,6 +/WK	ATE
	1.4 TSI	90		07.09	PR: 1ZA,1ZD,1ZE,1ZP,1LJ					
	1.4 TSI	118		07.09	PR: 1ZA,1ZD,1ZE,1ZP,1LJ					
	1.6	75		07.09	PR: 1ZA,1ZD,1ZE,1ZP,1LJ					
	1.6 MultiFuel	75		07.09	PR: 1ZA,1ZD,1ZE,1ZP,1LJ					
	1.6 TDI			07.09	PR: 1ZA,1ZD,1ZE,1ZP,1LJ					
	1.6 TDI 4motion	77		07.09	PR: 1ZA,1ZD,1ZE,1ZP,1LJ					
	2.0	147		07.09	PR: 1ZA,1ZD,1ZE,1ZP,1LJ					
	2.0 TDI			07.09	PR: 1ZA,1ZD,1ZE,1ZP,1LJ					
	1.2 TSI			08.09	PR: 1ZM	24.0122-0210.1	422210		280 22,0 19,0 V L +S +B	
	1.4	59		07.09	PR: 1ZM					
	1.4 TSI	90		07.09	PR: 1ZM					
	1.4 TSI	118		07.09	PR: 1ZM					
	1.6	75		07.09	PR: 1ZM					
	1.6 MultiFuel	75		07.09	PR: 1ZM					
	1.6 TDI			07.09	PR: 1ZM					
	1.6 TDI 4motion	77		07.09	PR: 1ZM					
	2.0	147		07.09	PR: 1ZM					
	2.0 TDI			07.09	PR: 1ZM					
	1.2 TSI			08.09	PR: 1LJ,1ZA,1ZD	24.0125-0158.1	425158		312 25,0 22,0 V L +S +B	
	1.4	59		07.09	PR: 1LJ,1ZA,1ZD					
	1.4 TSI	90		07.09	PR: 1LJ,1ZA,1ZD					
	1.4 TSI	118		07.09	PR: 1LJ,1ZA,1ZD					
	1.6	75		07.09	PR: 1LJ,1ZA,1ZD					
	1.6 MultiFuel	75		07.09	PR: 1LJ,1ZA,1ZD					
	1.6 TDI			07.09	PR: 1LJ,1ZA,1ZD					
	1.6 TDI 4motion	77		07.09	PR: 1LJ,1ZA,1ZD					
	2.0	147		07.09	PR: 1LJ,1ZA,1ZD					
	2.0 TDI			07.09	PR: 1LJ,1ZA,1ZD					
	1.2 TSI			08.09	PR: 1ZE,1ZP	24.0125-0145.1	425145		288 25,0 22,0 V L +S +B	
	1.4	59		07.09	PR: 1ZE,1ZP					
	1.4 TSI	90		07.09	PR: 1ZE,1ZP					
	1.4 TSI	118		07.09	PR: 1ZE,1ZP					
	1.6	75		07.09	PR: 1ZE,1ZP					
	1.6 MultiFuel	75		07.09	PR: 1ZE,1ZP					
	1.6 TDI			07.09	PR: 1ZE,1ZP					
	1.6 TDI 4motion	77		07.09	PR: 1ZE,1ZP					
	2.0	147		07.09	PR: 1ZE,1ZP					
	2.0 TDI			07.09	PR: 1ZE,1ZP					
	1.2 TSI			08.09		24.0711-5271.3	360301		Radsensor	
	1.4	59		07.09		24.0711-5272.3	360302		Radsensor	
	1.4 TSI	90		07.09						
	1.4 TSI	118		07.09						
	1.6	75		07.09						
	1.6 MultiFuel	75		07.09						
	1.6 TDI			07.09						
	1.6 TDI 4motion	77		07.09						
	2.0	147		07.09						
	2.0 TDI			07.09						
	1.2 TSI			08.09	PR: 1KS	13.0460-3858.2	603858		24563 17,7 /Zub/S	BOS
	1.4	59		07.09	PR: 1KS					
	1.4 TSI	90		07.09	PR: 1KS					
	1.4 TSI	118		07.09	PR: 1KS					
	1.6	75		07.09	PR: 1KS					
























VOLKSWAGEN GOLF VI Variant (09-)

	1.6 MultiFuel	75		07.09	PR: 1KS	13.0460-3858.2	603858		24563 17,7 /Zub/S	BOS
	1.6 TDI			07.09	PR: 1KS					
	1.6 TDI 4motion	77		07.09	PR: 1KS					
	2.0	147		07.09	PR: 1KS					
	2.0 TDI			07.09	PR: 1KS					
	1.2 TSI			08.09	PR: 1KE,1KF,1KJ	13.0460-2880.2	602880		23914 17,1 /WE/Zub/S	LUC
	1.4	59		07.09	PR: 1KE,1KF,1KJ	13.0470-2880.2	LD2880		23914 17,1 /WE/Zub/S	LUC
	1.4 TSI	90		07.09	PR: 1KE,1KF,1KJ					
	1.4 TSI	118		07.09	PR: 1KE,1KF,1KJ					
	1.6	75		07.09	PR: 1KE,1KF,1KJ					
1.6 MultiFuel	75		07.09	PR: 1KE,1KF,1KJ						
1.6 TDI			07.09	PR: 1KE,1KF,1KJ						
1.6 TDI 4motion	77		07.09	PR: 1KE,1KF,1KJ						
2.0	147		07.09	PR: 1KE,1KF,1KJ						
2.0 TDI			07.09	PR: 1KE,1KF,1KJ						
	1.2 TSI			08.09	PR: 1KS	24.0110-0356.1	410356		272 9,7 8,0 +S +B	
	1.4	59		07.09	PR: 1KS					
	1.4 TSI	90		07.09	PR: 1KS					
	1.4 TSI	118		07.09	PR: 1KS					
	1.6	75		07.09	PR: 1KS					
	1.6 MultiFuel	75		07.09	PR: 1KS					
	1.6 TDI			07.09	PR: 1KS					
	1.6 TDI 4motion	77		07.09	PR: 1KS					
	2.0	147		07.09	PR: 1KS					
	2.0 TDI			07.09	PR: 1KS					
	1.2 TSI			08.09	PR: 1KE,1KF	24.0112-0158.1	412158		256 12,0 10,0 +B	
	1.4	59		07.09	PR: 1KE,1KF					
	1.4 TSI	90		07.09	PR: 1KE,1KF					
	1.4 TSI	118		07.09	PR: 1KE,1KF					
	1.6	75		07.09	PR: 1KE,1KF					
	1.6 MultiFuel	75		07.09	PR: 1KE,1KF					
	1.6 TDI			07.09	PR: 1KE,1KF					
	1.6 TDI 4motion	77		07.09	PR: 1KE,1KF					
	2.0	147		07.09	PR: 1KE,1KF					
	2.0 TDI			07.09	PR: 1KE,1KF					
	1.2 TSI			08.09	PR: 1KJ	24.0112-0169.1	412169		282 12,0 10,0 +S +B	
	1.4	59		07.09	PR: 1KJ					
	1.4 TSI	90		07.09	PR: 1KJ					
	1.4 TSI	118		07.09	PR: 1KJ					
	1.6	75		07.09	PR: 1KJ					
	1.6 MultiFuel	75		07.09	PR: 1KJ					
	1.6 TDI			07.09	PR: 1KJ					
	1.6 TDI 4motion	77		07.09	PR: 1KJ					
	2.0	147		07.09	PR: 1KJ					
	2.0 TDI			07.09	PR: 1KJ					
	1.2 TSI			08.09		24.0711-6231.3	360305		Radsensor	
	1.4	59		07.09		24.0711-6232.3	360306		Radsensor	
	1.4 TSI	90		07.09						
	1.4 TSI	118		07.09						
	1.6	75		07.09						
	1.6 MultiFuel	75		07.09						
	1.6 TDI			07.09						
	1.6 TDI 4motion	77		07.09						
	2.0	147		07.09						
	2.0 TDI			07.09						

VOLKSWAGEN GOLF VI Cabriolet (11-)

	1.2 TSI	77		06.11	PR: 1ZE,1ZD,1ZP,1ZA,1ZB	13.0460-7184.2	607184		23587 20,6 +/WK	ATE
	1.4 TSI	90		06.11	PR: 1ZE,1ZD,1ZP,1ZA,1ZB	13.0470-7184.2	LD7184		23587 20,6 +/WK	ATE
	1.4 TSI	118		06.11	PR: 1ZE,1ZD,1ZP,1ZA,1ZB					
	1.6 TDI	77		06.11	PR: 1ZE,1ZD,1ZP,1ZA,1ZB					
	2.0 R	195		01.13	PR: 1ZE,1ZD,1ZP,1ZA,1ZB					
	2.0 TDI	103		06.11	PR: 1ZE,1ZD,1ZP,1ZA,1ZB					
	2.0 TSI	155		06.11	PR: 1ZE,1ZD,1ZP,1ZA,1ZB					
	1.2 TSI	77		06.11	PR: 1ZK	13.0460-7227.2	607227		23801 20,3 +/WK	ATE
	1.4 TSI	90		06.11	PR: 1ZK	13.0470-7227.2	LD7227		23801 20,4 +/WK	ATE
	1.4 TSI	118		06.11	PR: 1ZK					
	1.6 TDI	77		06.11	PR: 1ZK					
	2.0 R	195		01.13	PR: 1ZK					
	2.0 TDI	103		06.11	PR: 1ZK					
	2.0 TSI	155		06.11	PR: 1ZK					
	1.2 TSI	77		06.11	PR: 1ZE,1ZP	24.0125-0145.1	425145		288 25,0 22,0 V L +S +B	
	1.4 TSI	90		06.11	PR: 1ZE,1ZP					
	1.4 TSI	118		06.11	PR: 1ZE,1ZP					
	1.6 TDI	77		06.11	PR: 1ZE,1ZP					
	2.0 R	195		01.13	PR: 1ZE,1ZP					
	2.0 TDI	103		06.11	PR: 1ZE,1ZP					
	2.0 TSI	155		06.11	PR: 1ZE,1ZP					
	1.2 TSI	77		06.11	PR: 1ZA,1ZD,1ZB	24.0125-0158.1	425158		312 25,0 22,0 V L +S +B	
	1.4 TSI	90		06.11	PR: 1ZA,1ZD,1ZB					
	1.4 TSI	118		06.11	PR: 1ZA,1ZD,1ZB					
	1.6 TDI	77		06.11	PR: 1ZA,1ZD,1ZB					
	2.0 R	195		01.13	PR: 1ZA,1ZD,1ZB					
	2.0 TDI	103		06.11	PR: 1ZA,1ZD,1ZB					
	2.0 TSI	155		06.11	PR: 1ZA,1ZD,1ZB					
	1.2 TSI	77		06.11	PR: 1ZK	24.0130-0115.1	430115		345 30,0 27,0 V L +B	





























								
VOLKSWAGEN GOLF VI Cabriolet (11-)								
	1.4 TSI 90 1.4 TSI 118 1.6 TDI 77 2.0 R 195 2.0 TDI 103 2.0 TSI 155		06.11 06.11 06.11 01.13 06.11 06.11	PR: 1ZK PR: 1ZK PR: 1ZK PR: 1ZK PR: 1ZK	24.0130-0115.1 430115			345 30,0 27,0 VL +B
	1.2 TSI 77 1.4 TSI 90 1.4 TSI 118 1.6 TDI 77 2.0 R 195 2.0 TDI 103 2.0 TSI 155		06.11 06.11 06.11 06.11 01.13 06.11 06.11		24.0711-5271.3 360301 24.0711-5272.3 360302	 		Radsensor Radsensor
	1.2 TSI 77 1.4 TSI 90 1.4 TSI 118 1.6 TDI 77 2.0 R 195 2.0 TDI 103 2.0 TSI 155		06.11 06.11 06.11 06.11 01.13 06.11 06.11	PR: 1KS,1KT PR: 1KS,1KT PR: 1KS,1KT PR: 1KS,1KT PR: 1KS,1KT PR: 1KS,1KT	13.0460-3858.2 603858			24563 17,7 /Zub/S BOS
	1.2 TSI 77 1.4 TSI 90 1.4 TSI 118 1.6 TDI 77 2.0 R 195 2.0 TDI 103 2.0 TSI 155		06.11 06.11 06.11 06.11 01.13 06.11 06.11	PR: 1KD PR: 1KD PR: 1KD PR: 1KD PR: 1KD PR: 1KD	13.0460-2820.2 602820 13.0470-2820.2 LD2820			20961 17,2 /S LUC 20961 17,2 /S LUC
	1.2 TSI 77 1.4 TSI 90 1.4 TSI 118 1.6 TDI 77 2.0 R 195 2.0 TDI 103 2.0 TSI 155		06.11 06.11 06.11 06.11 01.13 06.11 06.11	PR: 1KW PR: 1KW PR: 1KW PR: 1KW PR: 1KW PR: 1KW	13.0460-2880.2 602880 13.0470-2880.2 LD2880			23914 17,1 /WE/Zub/S LUC 23914 17,1 /WE/Zub/S LUC
	1.2 TSI 77 1.4 TSI 90 1.4 TSI 118 1.6 TDI 77 2.0 R 195 2.0 TDI 103 2.0 TSI 155		06.11 06.11 06.11 06.11 01.13 06.11 06.11	PR: 1KS,1KT PR: 1KS,1KT PR: 1KS,1KT PR: 1KS,1KT PR: 1KS,1KT PR: 1KS,1KT	24.0110-0356.1 410356			272 9,7 8,0 +S +B
	1.2 TSI 77 1.4 TSI 90 1.4 TSI 118 1.6 TDI 77 2.0 R 195 2.0 TDI 103 2.0 TSI 155		06.11 06.11 06.11 06.11 01.13 06.11 06.11	PR: 1KD PR: 1KD PR: 1KD PR: 1KD PR: 1KD PR: 1KD	24.0110-0277.1 410277			253 10,0 8,0 +S +B
	1.2 TSI 77 1.4 TSI 90 1.4 TSI 118 1.6 TDI 77 2.0 R 195 2.0 TDI 103 2.0 TSI 155		06.11 06.11 06.11 06.11 01.13 06.11 06.11	PR: 1KW PR: 1KW PR: 1KW PR: 1KW PR: 1KW PR: 1KW	24.0122-0219.1 422219			310 22,0 20,0 VL +B
	1.2 TSI 77 1.4 TSI 90 1.4 TSI 118 1.6 TDI 77 2.0 TDI 103 2.0 TSI 155		06.11 10.11 06.11 10.11 06.11 10.11 06.11 10.11 06.11 10.11 06.11 10.11		24.0711-6231.3 360305 24.0711-6232.3 360306	 		Radsensor Radsensor
VOLKSWAGEN GOLF VII (12-)								
	1.2 TSI 63 1.2 TSI 77 1.4 TSI 90 1.4 TSI 103 1.6 TDI 66 1.6 TDI 77 1.6 TDI 81 1.6 TDI 4motion 77 1.6 TDI 4motion 81 2.0 GTD 135 2.0 GTI 162 2.0 GTI Performance 169 2.0 TDI 81 2.0 TDI 105 2.0 TDI 110 2.0 TDI 4motion 110		11.12 11.12 11.12 11.12 04.13 11.12 06.13 11.12 01.13 03.13 03.13 03.13 11.12 08.12 11.12 11.12	PR: 1ZE,1ZP PR: 1ZE,1ZP PR: 1ZE,1ZP PR: 1ZE,1ZP PR: 1ZE,1ZP PR: 1ZE,1ZP PR: 1ZE,1ZP PR: 1ZE,1ZP PR: 1ZE,1ZP PR: 1ZE,1ZP PR: 1ZE,1ZP PR: 1ZE,1ZP PR: 1ZE,1ZP PR: 1ZE,1ZP PR: 1ZE,1ZP	24.0125-0145.1 425145			288 25,0 22,0 VL +S +B
	1.2 TSI 63 1.2 TSI 77 1.4 TSI 90 1.4 TSI 103 1.6 TDI 66 1.6 TDI 77 1.6 TDI 81		11.12 11.12 11.12 11.12 04.13 11.12 06.13	PR: 1ZA,1ZB,1ZD,1LV PR: 1ZA,1ZB,1ZD,1LV PR: 1ZA,1ZB,1ZD,1LV PR: 1ZA,1ZB,1ZD,1LV PR: 1ZA,1ZB,1ZD,1LV PR: 1ZA,1ZB,1ZD,1LV PR: 1ZA,1ZB,1ZD,1LV	24.0125-0158.1 425158			312 25,0 22,0 VL +S +B

VOLKSWAGEN GOLF VII (12-)

	1.6 TDI 4motion	77	11.12	PR: 1ZA,1ZB,1ZD,1LV	24.0125-0158.1	425158			312 25,0 22,0 V L +S +B
	1.6 TDI 4motion	81	01.13	PR: 1ZA,1ZB,1ZD,1LV					
	2.0 GTD	135	03.13	PR: 1ZA,1ZB,1ZD,1LV					
	2.0 GTI	162	03.13	PR: 1ZA,1ZB,1ZD,1LV					
	2.0 GTI Performance	169	03.13	PR: 1ZA,1ZB,1ZD,1LV					
	2.0 TDI	81	11.12	PR: 1ZA,1ZB,1ZD,1LV					
	2.0 TDI	105	08.12	PR: 1ZA,1ZB,1ZD,1LV					
	2.0 TDI	110	11.12	PR: 1ZA,1ZB,1ZD,1LV					
	2.0 TDI 4motion	110	11.12	PR: 1ZA,1ZB,1ZD,1LV					
	1.2 TSI	63	11.12	PR: 1LJ					
1.2 TSI	77	11.12	PR: 1LJ						
1.4 TSI	90	11.12	PR: 1LJ						
1.4 TSI	103	11.12	PR: 1LJ						
1.6 TDI	66	04.13	PR: 1LJ						
1.6 TDI	77	11.12	PR: 1LJ						
1.6 TDI	81	06.13	PR: 1LJ						
1.6 TDI 4motion	77	11.12	PR: 1LJ						
1.6 TDI 4motion	81	01.13	PR: 1LJ						
2.0 GTD	135	03.13	PR: 1LJ						
2.0 GTI	162	03.13	PR: 1LJ						
2.0 GTI Performance	169	03.13	PR: 1LJ						
2.0 TDI	81	11.12	PR: 1LJ						
2.0 TDI	105	08.12	PR: 1LJ						
2.0 TDI	110	11.12	PR: 1LJ						
2.0 TDI 4motion	110	11.12	PR: 1LJ						
	1.2 TSI	63	11.12		24.0711-5273.3	360303			Radsensor
	1.2 TSI	77	11.12						
	1.4 TSI	90	11.12						
	1.4 TSI	103	11.12						
	1.6 TDI	66	04.13						
	1.6 TDI	77	11.12						
	1.6 TDI	81	06.13						
	1.6 TDI 4motion	77	11.12						
	1.6 TDI 4motion	81	01.13						
	2.0 GTD	135	03.13						
2.0 GTI	162	03.13							
2.0 GTI Performance	169	03.13							
2.0 TDI	81	11.12							
2.0 TDI	105	08.12							
2.0 TDI	110	11.12							
2.0 TDI 4motion	110	11.12							
	1.2 TSI	63	11.12	PR: 1KE	24.0110-0356.1	410356		elektrische Feststellbremse ¹⁾	272 9,7 8,0 +S +B
	1.2 TSI	77	11.12	PR: 1KE					
	1.4 TSI	90	11.12	PR: 1KE					
	1.4 TSI	103	11.12	PR: 1KE					
	1.6 TDI	66	04.13	PR: 1KE					
	1.6 TDI	77	11.12	PR: 1KE					
	1.6 TDI	81	06.13	PR: 1KE					
	1.6 TDI 4motion	77	11.12	PR: 1KE					
	1.6 TDI 4motion	81	01.13	PR: 1KE					
	2.0 GTD	135	03.13	PR: 1KE					
2.0 GTI	162	03.13	PR: 1KE						
2.0 GTI Performance	169	03.13	PR: 1KE						
2.0 TDI	81	11.12	PR: 1KE						
2.0 TDI	105	08.12	PR: 1KE						
2.0 TDI	110	11.12	PR: 1KE						
2.0 TDI 4motion	110	11.12	PR: 1KE						
	1.2 TSI	63	11.12	PR: 1KJ	24.0122-0219.1	422219		elektrische Feststellbremse ¹⁾	310 22,0 20,0 V L +B
	1.2 TSI	77	11.12	PR: 1KJ					
	1.4 TSI	90	11.12	PR: 1KJ					
	1.4 TSI	103	11.12	PR: 1KJ					
	1.6 TDI	66	04.13	PR: 1KJ					
	1.6 TDI	77	11.12	PR: 1KJ					
	1.6 TDI	81	06.13	PR: 1KJ					
	1.6 TDI 4motion	77	11.12	PR: 1KJ					
	1.6 TDI 4motion	81	01.13	PR: 1KJ					
	2.0 GTD	135	03.13	PR: 1KJ					
2.0 GTI	162	03.13	PR: 1KJ						
2.0 GTI Performance	169	03.13	PR: 1KJ						
2.0 TDI	81	11.12	PR: 1KJ						
2.0 TDI	105	08.12	PR: 1KJ						
2.0 TDI	110	11.12	PR: 1KJ						
2.0 TDI 4motion	110	11.12	PR: 1KJ						
	1.2 TSI	63	11.12		24.0711-6230.3	360310	2	- Geschwindigkeitsregelanlage ²⁾	Radsensor
	1.2 TSI	77	11.12						
	1.4 TSI	90	11.12						
	1.4 TSI	103	11.12						
	1.6 TDI	66	04.13						
	1.6 TDI	77	11.12						
	1.6 TDI	81	06.13						
	2.0 GTD	135	03.13						
	2.0 GTI	162	03.13						
	2.0 GTI Performance	169	03.13						
2.0 TDI	81	11.12							
2.0 TDI	105	08.12							
2.0 TDI	110	11.12							

¹⁾ electric parking brake / fr.di stazionamento elettrico / frein à main électrique / freno de mano eléctrico

²⁾ - speed control system / - impianto variatore di velocità / - régulateur de vitesse / - sistema de regulación de velocidad

	 kW								
VOLKSWAGEN GOLF VII (12-)									
	1.2 TSI	63	11.12		24.0711-6230.3	360310	2 	- Parkassistent ¹⁾	Radsensor
	1.2 TSI	77	11.12						
	1.4 TSI	90	11.12						
	1.4 TSI	103	11.12						
	1.6 TDI	66	04.13						
	1.6 TDI	77	11.12						
	1.6 TDI	81	06.13						
	2.0 GTD	135	03.13						
	2.0 GTI	162	03.13						
	2.0 GTI Performance	169	03.13						
	2.0 TDI	81	11.12						
	2.0 TDI	105	08.12						
	2.0 TDI	110	11.12						
1.6 TDI 4motion	77	11.12			24.0711-5271.3	360301		- Geschwindigkeitsregelanlage ²⁾	Radsensor
1.6 TDI 4motion	81	01.13			24.0711-5272.3	360302		- Geschwindigkeitsregelanlage ²⁾	Radsensor
2.0 TDI 4motion	110	11.12			24.0711-5401.3	360330		+ Geschwindigkeitsregelanlage ³⁾	Radsensor
					24.0711-5402.3	360331		+ Geschwindigkeitsregelanlage ³⁾	Radsensor
1.6 TDI 4motion	77	11.12			24.0711-5271.3	360301		- Parkassistent ¹⁾	Radsensor
1.6 TDI 4motion	81	01.13			24.0711-5272.3	360302		- Parkassistent ¹⁾	Radsensor
2.0 TDI 4motion	110	11.12			24.0711-5401.3	360330		+ Parkassistent ⁴⁾	Radsensor
					24.0711-5402.3	360331		+ Parkassistent ⁴⁾	Radsensor
VOLKSWAGEN GOLF VII Variant (13-)									
	1.2 TSI	63	07.13	PR: 1ZE,1ZP	24.0125-0145.1	425145			288 25,0 22,0 V L +S +B
	1.2 TSI	77	07.13	PR: 1ZE,1ZP					
	1.4 TSI	90	07.13	PR: 1ZE,1ZP					
	1.4 TSI	103	07.13	PR: 1ZE,1ZP					
	1.4 TSI BiFuel	81	09.13	PR: 1ZE,1ZP					
	1.4 TSI CNG	81	09.13	PR: 1ZE,1ZP					
	1.6 TDI	66	07.13	PR: 1ZE,1ZP					
	1.6 TDI	77	07.13	PR: 1ZE,1ZP					
	1.6 TDI	81	07.13	PR: 1ZE,1ZP					
	1.6 TDI 4motion	77	07.13	PR: 1ZE,1ZP					
	2.0 GTD	135	07.13	PR: 1ZE,1ZP					
	2.0 TDI	81	07.13	PR: 1ZE,1ZP					
	2.0 TDI	110	07.13	PR: 1ZE,1ZP					
2.0 TDI 4motion	110	07.13	PR: 1ZE,1ZP						
1.2 TSI	63	07.13	PR: 1ZA,1ZD	24.0125-0158.1	425158			312 25,0 22,0 V L +S +B	
1.2 TSI	77	07.13	PR: 1ZA,1ZD						
1.4 TSI	90	07.13	PR: 1ZA,1ZD						
1.4 TSI	103	07.13	PR: 1ZA,1ZD						
1.4 TSI BiFuel	81	09.13	PR: 1ZA,1ZD						
1.4 TSI CNG	81	09.13	PR: 1ZA,1ZD						
1.6 TDI	66	07.13	PR: 1ZA,1ZD						
1.6 TDI	77	07.13	PR: 1ZA,1ZD						
1.6 TDI	81	07.13	PR: 1ZA,1ZD						
1.6 TDI 4motion	77	07.13	PR: 1ZA,1ZD						
2.0 GTD	135	07.13	PR: 1ZA,1ZD						
2.0 TDI	81	07.13	PR: 1ZA,1ZD						
2.0 TDI	110	07.13	PR: 1ZA,1ZD						
2.0 TDI 4motion	110	07.13	PR: 1ZA,1ZD						
	1.2 TSI	63	07.13		24.0711-5273.3	360303			Radsensor
	1.2 TSI	77	07.13		24.0711-5274.3	360304			Radsensor
	1.4 TSI	90	07.13						
	1.4 TSI	103	07.13						
	1.4 TSI BiFuel	81	09.13						
	1.4 TSI CNG	81	09.13						
	1.6 TDI	66	07.13						
	1.6 TDI	77	07.13						
	1.6 TDI	81	07.13						
	1.6 TDI 4motion	77	07.13						
	2.0 GTD	135	07.13						
	2.0 TDI	81	07.13						
	2.0 TDI	110	07.13						
2.0 TDI 4motion	110	07.13							
	1.2 TSI	63	07.13	PR: 1KE	24.0110-0356.1	410356		elektrische Feststellbremse ⁵⁾	272 9,7 8,0 +S +B
	1.2 TSI	77	07.13	PR: 1KE					
	1.4 TSI	90	07.13	PR: 1KE					
	1.4 TSI	103	07.13	PR: 1KE					
	1.4 TSI BiFuel	81	09.13	PR: 1KE					
	1.4 TSI CNG	81	09.13	PR: 1KE					
	1.6 TDI	66	07.13	PR: 1KE					
	1.6 TDI	77	07.13	PR: 1KE					
	1.6 TDI	81	07.13	PR: 1KE					
	1.6 TDI 4motion	77	07.13	PR: 1KE					
	2.0 GTD	135	07.13	PR: 1KE					
	2.0 TDI	81	07.13	PR: 1KE					
	2.0 TDI	110	07.13	PR: 1KE					
2.0 TDI 4motion	110	07.13	PR: 1KE						
	1.2 TSI	63	07.13		24.0711-6230.3	360310	2 	- Geschwindigkeitsregelanlage ²⁾	Radsensor
	1.2 TSI	77	07.13						
	1.4 TSI	90	07.13						
	1.4 TSI	103	07.13						
	1.4 TSI BiFuel	81	09.13						
	1.4 TSI CNG	81	09.13						
	1.6 TDI	66	07.13						
	1.6 TDI	77	07.13						

¹⁾ - parking assistant / - assistente di parcheggio / - assistance au stationnement / - asistente de aparcamiento
²⁾ - speed control system / - impianto variatore di velocità / - régulateur de vitesse / - sistema de regulación de velocidad
³⁾ + speed control system / + impianto variatore di velocità / + régulateur de vitesse / + sistema de regulación de velocidad
⁴⁾ + parking assistant / + assistente di parcheggio / + assistance au stationnement / + asistente de aparcamiento
⁵⁾ electric parking brake / fr. di stazionamento elettrico / frein à main électrique / freno de mano eléctrico



VOLKSWAGEN GOLF VII Variant (13-)

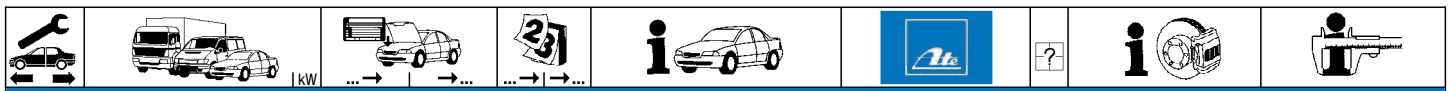
	1.6 TDI	81	07.13		24.0711-6230.3	360310	2	- Geschwindigkeitsregelanlage ¹⁾	Radsensor
	2.0 GTD	135	07.13						
	2.0 TDI	81	07.13						
	2.0 TDI	110	07.13						
	1.2 TSI	63	07.13		24.0711-6230.3	360310	2	- Parkassistent ²⁾	Radsensor
	1.2 TSI	77	07.13						
	1.4 TSI	90	07.13						
	1.4 TSI	103	07.13						
	1.4 TSI BiFuel	81	09.13						
	1.4 TSI CNG	81	09.13						
	1.6 TDI	66	07.13						
	1.6 TDI	77	07.13						
	1.6 TDI	81	07.13						
	2.0 GTD	135	07.13						
	2.0 TDI	81	07.13						
	2.0 TDI	110	07.13						
	1.6 TDI 4motion	77	07.13		24.0711-5271.3	360301		- Geschwindigkeitsregelanlage ¹⁾	Radsensor
	2.0 TDI 4motion	110	07.13		24.0711-5272.3	360302		- Geschwindigkeitsregelanlage ¹⁾	Radsensor
	1.6 TDI 4motion	77	07.13		24.0711-5401.3	360330		+ Geschwindigkeitsregelanlage ³⁾	Radsensor
	2.0 TDI 4motion	110	07.13		24.0711-5402.3	360331		+ Geschwindigkeitsregelanlage ³⁾	Radsensor
1.6 TDI 4motion	77	07.13		24.0711-5271.3	360301		- Parkassistent ²⁾	Radsensor	
2.0 TDI 4motion	110	07.13		24.0711-5272.3	360302		- Parkassistent ²⁾	Radsensor	
1.6 TDI 4motion	77	07.13		24.0711-5401.3	360330		+ Parkassistent ⁴⁾	Radsensor	
2.0 TDI 4motion	110	07.13		24.0711-5402.3	360331		+ Parkassistent ⁴⁾	Radsensor	

VOLKSWAGEN GOLF Plus (05-)

	1.2 TSI		08.09	PR: 1ZF,1ZM	13.0460-7117.2	607117			23131 19,6 +/WK	VW
	1.4 16V		01.05	PR: 1ZF,1ZM	13.0470-7117.2	LD7117			23131 19,6 +/WK	VW
	1.4 FSI	66	07.05	PR: 1ZF,1ZM						
	1.4 TSI	90	06.07	PR: 1ZF,1ZM						
	1.4 TSI	103	05.06	PR: 1ZF,1ZM						
	1.4 TSI	118	06.08	PR: 1ZF,1ZM						
	1.4 TSI	125	05.06	PR: 1ZF,1ZM						
	1.6	75	05.05	PR: 1ZF,1ZM						
	1.6 BiFuel	75	05.09	PR: 1ZF,1ZM						
	1.6 FSI	85	01.05	PR: 1ZF,1ZM						
	1.6 TDI		02.09	PR: 1ZF,1ZM						
	1.9 TDI	66	05.05	PR: 1ZF,1ZM						
	1.9 TDI	77	01.05	PR: 1ZF,1ZM						
	2.0 FSI	110	05.05	PR: 1ZF,1ZM						
	2.0 TDI		05.05	PR: 1ZF,1ZM						
	2.0 TDI	81	01.09	PR: 1ZF,1ZM						
	2.0 TDI	103	01.05	PR: 1ZF,1ZM						
	1.2 TSI		08.09	PR: 1ZA,1ZP,1ZE,1LJ	13.0460-7184.2	607184			23587 20,6 +/WK	ATE
	1.4 16V		01.05	PR: 1ZA,1ZP,1ZE,1LJ	13.0470-7184.2	LD7184			23587 20,6 +/WK	ATE
	1.4 FSI	66	07.05	PR: 1ZA,1ZP,1ZE,1LJ						
1.4 TSI	90	06.07	PR: 1ZA,1ZP,1ZE,1LJ							
1.4 TSI	103	05.06	PR: 1ZA,1ZP,1ZE,1LJ							
1.4 TSI	118	06.08	PR: 1ZA,1ZP,1ZE,1LJ							
1.4 TSI	125	05.06	PR: 1ZA,1ZP,1ZE,1LJ							
1.6	75	05.05	PR: 1ZA,1ZP,1ZE,1LJ							
1.6 BiFuel	75	05.09	PR: 1ZA,1ZP,1ZE,1LJ							
1.6 FSI	85	01.05	PR: 1ZA,1ZP,1ZE,1LJ							
1.6 TDI		02.09	PR: 1ZA,1ZP,1ZE,1LJ							
1.9 TDI	66	05.05	PR: 1ZA,1ZP,1ZE,1LJ							
1.9 TDI	77	01.05	PR: 1ZA,1ZP,1ZE,1LJ							
2.0 FSI	110	05.05	PR: 1ZA,1ZP,1ZE,1LJ							
2.0 TDI		05.05	PR: 1ZA,1ZP,1ZE,1LJ							
2.0 TDI	81	01.09	PR: 1ZA,1ZP,1ZE,1LJ							
2.0 TDI	103	01.05	PR: 1ZA,1ZP,1ZE,1LJ							
	1.2 TSI		08.09	PR: 1ZF,1ZM	24.0122-0210.1	422210			280 22,0 19,0 V L +S +B	
	1.4 16V		01.05	PR: 1ZF,1ZM	24.0322-0210.1	522210			280 22,0 19,0 V L +S +B PD	
	1.4 FSI	66	07.05	PR: 1ZF,1ZM						
	1.4 TSI	90	06.07	PR: 1ZF,1ZM						
	1.4 TSI	103	05.06	PR: 1ZF,1ZM						
	1.4 TSI	118	06.08	PR: 1ZF,1ZM						
	1.4 TSI	125	05.06	PR: 1ZF,1ZM						
	1.6	75	05.05	PR: 1ZF,1ZM						
	1.6 BiFuel	75	05.09	PR: 1ZF,1ZM						
	1.6 FSI	85	01.05	PR: 1ZF,1ZM						
	1.6 TDI		02.09	PR: 1ZF,1ZM						
	1.9 TDI	66	05.05	PR: 1ZF,1ZM						
	1.9 TDI	77	01.05	PR: 1ZF,1ZM						
	2.0 FSI	110	05.05	PR: 1ZF,1ZM						
	2.0 TDI		05.05	PR: 1ZF,1ZM						
	2.0 TDI	81	01.09	PR: 1ZF,1ZM						
	2.0 TDI	103	01.05	PR: 1ZF,1ZM						
	1.2 TSI		08.09	PR: 1ZE,1ZP	24.0125-0145.1	425145			288 25,0 22,0 V L +S +B	
	1.4 16V		01.05	PR: 1ZE,1ZP	24.0325-0145.1	525145			288 25,0 22,0 V L +S +B PD	
	1.4 FSI	66	07.05	PR: 1ZE,1ZP						
1.4 TSI	90	06.07	PR: 1ZE,1ZP							
1.4 TSI	103	05.06	PR: 1ZE,1ZP							
1.4 TSI	118	06.08	PR: 1ZE,1ZP							
1.4 TSI	125	05.06	PR: 1ZE,1ZP							
1.6	75	05.05	PR: 1ZE,1ZP							
1.6 BiFuel	75	05.09	PR: 1ZE,1ZP							

1) - speed control system / - impianto variatore di velocità / - régulateur de vitesse / - sistema de regulación de velocidad
2) - parking assistant / - assistente di parcheggio / - assistance au stationnement / - asistente de aparcamiento
3) + speed control system / + impianto variatore di velocità / + régulateur de vitesse / + sistema de regulación de velocidad
4) + parking assistant / + assistente di parcheggio / + assistance au stationnement / + asistente de aparcamiento

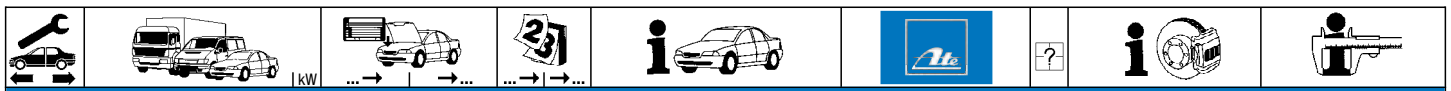




VOLKSWAGEN GOLF Plus (05-)

	1.6 FSI	85	01.05	PR: 1ZE,1ZP	24.0125-0145.1	425145		288 25,0 22,0 VL +S +B 288 25,0 22,0 VL +S +B PD			
	1.6 TDI		02.09	PR: 1ZE,1ZP	24.0325-0145.1	525145					
	1.9 TDI	66	05.05	PR: 1ZE,1ZP							
	1.9 TDI	77	01.05	PR: 1ZE,1ZP							
	2.0 FSI	110	05.05	PR: 1ZE,1ZP							
	2.0 TDI		05.05	PR: 1ZE,1ZP							
	2.0 TDI	81	01.09	PR: 1ZE,1ZP							
	2.0 TDI	103	01.05	PR: 1ZE,1ZP							
	1.2 TSI		08.09	PR: 1LJ,1ZA	24.0125-0158.1	425158		312 25,0 22,0 VL +S +B 312 25,0 22,0 VL +S +B PD			
	1.4 16V		01.05	PR: 1LJ,1ZA	24.0325-0158.1	525158					
	1.4 FSI	66	07.05	PR: 1LJ,1ZA							
	1.4 TSI	90	06.07	PR: 1LJ,1ZA							
	1.4 TSI	103	05.06	PR: 1LJ,1ZA							
	1.4 TSI	118	06.08	PR: 1LJ,1ZA							
	1.4 TSI	125	05.06	PR: 1LJ,1ZA							
	1.6	75	05.05	PR: 1LJ,1ZA							
	1.6 BiFuel	75	05.09	PR: 1LJ,1ZA							
	1.6 FSI	85	01.05	PR: 1LJ,1ZA							
	1.6 TDI		02.09	PR: 1LJ,1ZA							
	1.9 TDI	66	05.05	PR: 1LJ,1ZA							
	1.9 TDI	77	01.05	PR: 1LJ,1ZA							
	2.0 FSI	110	05.05	PR: 1LJ,1ZA							
	2.0 TDI		05.05	PR: 1LJ,1ZA							
	2.0 TDI	81	01.09	PR: 1LJ,1ZA							
	2.0 TDI	103	01.05	PR: 1LJ,1ZA							
		1.2 TSI		08.09		24.0711-5271.3			360301		Radsensor Radsensor
		1.4 16V		01.05		24.0711-5272.3			360302		
		1.4 FSI	66	07.05							
1.4 TSI		90	06.07								
1.4 TSI		103	05.06								
1.4 TSI		118	06.08								
1.4 TSI		125	05.06								
1.6		75	05.05								
1.6 BiFuel		75	05.09								
1.6 FSI		85	01.05								
1.6 TDI			02.09								
1.9 TDI		66	05.05								
1.9 TDI		77	01.05								
2.0 FSI		110	05.05								
2.0 TDI			05.05								
2.0 TDI		81	01.09								
2.0 TDI	103	01.05									
	1.4 16V		01.05	PR: 1KD	13.0460-2820.2	602820		20961 17,2 /S LUC 20961 17,2 /S LUC Einbausatz			
	1.4 FSI	66	07.05	PR: 1KD	13.0470-2820.2	LD2820					
	1.4 TSI	90	06.07	PR: 1KD	13.0460-0259.2	610259					
	1.4 TSI	103	05.06	PR: 1KD							
	1.4 TSI	118	06.08	PR: 1KD							
	1.4 TSI	125	05.06	PR: 1KD							
	1.6	75	05.05	PR: 1KD							
	1.6 BiFuel	75	05.09	PR: 1KD							
	1.6 BiFuel	75	05.09	PR: 1KD							
	1.6 FSI	85	01.05	PR: 1KD							
	1.6 TDI		02.09	PR: 1KD							
	1.6 TDI		02.09	PR: 1KD							
	1.9 TDI	66	05.05	PR: 1KD							
	1.9 TDI	77	01.05	PR: 1KD							
	2.0 FSI	110	05.05	PR: 1KD							
	2.0 TDI		05.05	PR: 1KD							
2.0 TDI	81	01.09	PR: 1KD								
2.0 TDI	103	01.05	PR: 1KD								
	1.2 TSI		08.09	PR: 1KE,1KZ	13.0460-2880.2	602880		23914 17,1 /WE/Zub/S LUC 23914 17,1 /WE/Zub/S LUC Einbausatz			
	1.4 16V		01.05	PR: 1KE,1KZ	13.0470-2880.2	LD2880					
	1.4 FSI	66	07.05	PR: 1KE,1KZ	13.0460-0259.2	610259					
	1.4 TSI	90	06.07	PR: 1KE,1KZ							
	1.4 TSI	103	05.06	PR: 1KE,1KZ							
	1.4 TSI	118	06.08	PR: 1KE,1KZ							
	1.4 TSI	125	05.06	PR: 1KE,1KZ							
	1.6	75	05.05	PR: 1KE,1KZ							
	1.6 BiFuel	75	05.09	PR: 1KE,1KZ							
	1.6 FSI	85	01.05	PR: 1KE,1KZ							
	1.6 TDI		02.09	PR: 1KE,1KZ							
	1.9 TDI	66	05.05	PR: 1KE,1KZ							
	1.9 TDI	77	01.05	PR: 1KE,1KZ							
	2.0 FSI	110	05.05	PR: 1KE,1KZ							
	2.0 TDI		05.05	PR: 1KE,1KZ							
	2.0 TDI	81	01.09	PR: 1KE,1KZ							
2.0 TDI	103	01.05	PR: 1KE,1KZ								
	1.2 TSI		08.09	PR: 1KD	24.0110-0277.1	410277		253 10,0 8,0 +S +B 253 10,0 8,0 +S +B PD			
	1.4 16V		01.05	PR: 1KD	24.0310-0277.1	510277					
	1.4 FSI	66	07.05	PR: 1KD							
	1.4 TSI	90	06.07	PR: 1KD							
	1.4 TSI	103	05.06	PR: 1KD							
	1.4 TSI	118	06.08	PR: 1KD							
	1.4 TSI	125	05.06	PR: 1KD							
	1.6	75	05.05	PR: 1KD							
1.6 BiFuel	75	05.09	PR: 1KD								
1.6 FSI	85	01.05	PR: 1KD								





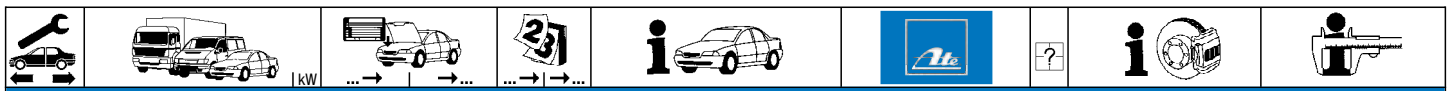
VOLKSWAGEN GOLF Plus (05-)

	1.6 TDI		02.09	PR: 1KD	24.0110-0277.1	410277		253 10,0 8,0 +S +B
	1.9 TDI	66	05.05	PR: 1KD	24.0310-0277.1	510277		253 10,0 8,0 +S +B PD
	1.9 TDI	77	01.05	PR: 1KD				
	2.0 FSI	110	05.05	PR: 1KD				
	2.0 TDI		05.05	PR: 1KD				
	2.0 TDI	81	01.09	PR: 1KD				
	2.0 TDI	103	01.05	PR: 1KD				
	1.2 TSI		08.09	PR: 1KE	24.0112-0158.1	412158		256 12,0 10,0 +B
	1.4 16V		01.05	PR: 1KE	24.0312-0158.1	512158		256 12,0 10,0 +B PD
	1.4 FSI	66	07.05	PR: 1KE				
1.4 TSI	90	06.07	PR: 1KE					
1.4 TSI	103	05.06	PR: 1KE					
1.4 TSI	118	06.08	PR: 1KE					
1.4 TSI	125	05.06	PR: 1KE					
1.6	75	05.05	PR: 1KE					
1.6 BiFuel	75	05.09	PR: 1KE					
1.6 FSI	85	01.05	PR: 1KE					
1.6 TDI		02.09	PR: 1KE					
1.9 TDI	66	05.05	PR: 1KE					
1.9 TDI	77	01.05	PR: 1KE					
2.0 FSI	110	05.05	PR: 1KE					
2.0 TDI		05.05	PR: 1KE					
2.0 TDI	81	01.09	PR: 1KE					
2.0 TDI	103	01.05	PR: 1KE					
1.2 TSI		08.09	PR: 1KZ	24.0112-0169.1	412169		282 12,0 10,0 +S +B	
1.4 16V		01.05	PR: 1KZ					
1.4 FSI	66	07.05	PR: 1KZ					
1.4 TSI	90	06.07	PR: 1KZ					
1.4 TSI	103	05.06	PR: 1KZ					
1.4 TSI	118	06.08	PR: 1KZ					
1.4 TSI	125	05.06	PR: 1KZ					
1.6	75	05.05	PR: 1KZ					
1.6 BiFuel	75	05.09	PR: 1KZ					
1.6 FSI	85	01.05	PR: 1KZ					
1.6 TDI		02.09	PR: 1KZ					
1.9 TDI	66	05.05	PR: 1KZ					
1.9 TDI	77	01.05	PR: 1KZ					
2.0 FSI	110	05.05	PR: 1KZ					
2.0 TDI		05.05	PR: 1KZ					
2.0 TDI	81	01.09	PR: 1KZ					
2.0 TDI	103	01.05	PR: 1KZ					
	1.2 TSI		08.09		24.0711-6231.3	360305		Radsensor
	1.4 16V		01.05		24.0711-6232.3	360306		Radsensor
	1.4 FSI	66	07.05					
	1.4 TSI	90	06.07					
	1.4 TSI	103	05.06					
	1.4 TSI	118	06.08					
	1.4 TSI	125	05.06					
	1.6	75	05.05					
	1.6 BiFuel	75	05.09					
	1.6 FSI	85	01.05					
	1.6 TDI		02.09					
	1.9 TDI	66	05.05					
	1.9 TDI	77	01.05					
	2.0 FSI	110	05.05					
	2.0 TDI		05.05					
	2.0 TDI	81	01.09					
2.0 TDI	103	01.05						

VOLKSWAGEN JETTA V (05-10)

	1.4 TSI	90	05.07	10.10	PR: 12M	13.0460-7117.2	607117	23131 19,6 +/WK	VW
	1.4 TSI	103	06.06	10.10	PR: 12M	13.0470-7117.2	LD7117	23131 19,6 +/WK	VW
	1.4 TSI	118	07.08	10.10	PR: 12M				
	1.4 TSI	125	06.06	10.10	PR: 12M				
	1.6 FSI	85	08.05	10.10	PR: 12M				
	1.6 i 16V	75	08.05	10.10	PR: 12M				
	1.6 TDI		06.09	10.10	PR: 12M				
	1.9 TDI	77	08.05	10.10	PR: 12M				
	2.0 FSI	110	08.05	10.10	PR: 12M				
	2.0 TDI	100	09.05	10.10	PR: 12M				
	2.0 TDI	103	08.05	10.10	PR: 12M				
	2.0 TDI	125	06.06	10.10	PR: 12M				
	2.0 TFSI		10.05	10.10	PR: 12M				
	2.5 FSI		07.08	10.10	PR: 12M				
	1.4 TSI	90	05.07	10.10	PR: 12E,12P,12D,1LJ	13.0460-7184.2	607184	23587 20,6 +/WK	ATE
	1.4 TSI	103	06.06	10.10	PR: 12E,12P,12D,1LJ	13.0470-7184.2	LD7184	23587 20,6 +/WK	ATE
	1.4 TSI	118	07.08	10.10	PR: 12E,12P,12D,1LJ				
1.4 TSI	125	06.06	10.10	PR: 12E,12P,12D,1LJ					
1.6 FSI	85	08.05	10.10	PR: 12E,12P,12D,1LJ					
1.6 i 16V	75	08.05	10.10	PR: 12E,12P,12D,1LJ					
1.6 TDI		06.09	10.10	PR: 12E,12P,12D,1LJ					
1.9 TDI	77	08.05	10.10	PR: 12E,12P,12D,1LJ					
2.0 FSI	110	08.05	10.10	PR: 12E,12P,12D,1LJ					
2.0 TDI	100	09.05	10.10	PR: 12E,12P,12D,1LJ					
2.0 TDI	103	08.05	10.10	PR: 12E,12P,12D,1LJ					
2.0 TDI	125	06.06	10.10	PR: 12E,12P,12D,1LJ					
2.0 TFSI		10.05	10.10	PR: 12E,12P,12D,1LJ					

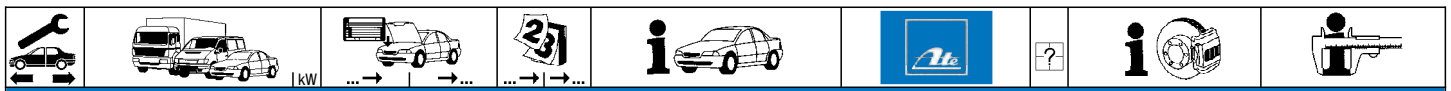




VOLKSWAGEN JETTA V (05-10)

	2.5 FSI			07.08	10.10	PR: 1ZE,1ZP,1ZD,1LJ	13.0460-7184.2 13.0470-7184.2	607184 LD7184			23587 20,6 +WK 23587 20,6 +WK	ATE ATE
	1.4 TSI 1.4 TSI 1.4 TSI 1.4 TSI 1.6 FSI 1.6 i 16V 1.6 TDI 1.9 TDI 2.0 FSI 2.0 TDI 2.0 TDI 2.0 TDI 2.0 TDI 2.0 TFSI 2.5 FSI	90 103 118 125 85 75 77 110 100 103 125		05.07 06.06 07.08 06.06 08.05 08.05 06.09 08.05 08.05 09.05 08.05 06.06 10.05 07.08	10.10 10.10 10.10 10.10 10.10 10.10 10.10 10.10 10.10 10.10 10.10 10.10 10.10 10.10	PR: 1ZM PR: 1ZM PR: 1ZM PR: 1ZM PR: 1ZM PR: 1ZM PR: 1ZM PR: 1ZM PR: 1ZM PR: 1ZM PR: 1ZM PR: 1ZM PR: 1ZM	24.0122-0210.1 24.0322-0210.1	422210 522210			280 22,0 19,0 V L +S +B 280 22,0 19,0 V L +S +B PD	
	1.4 TSI 1.4 TSI 1.4 TSI 1.4 TSI 1.6 FSI 1.6 i 16V 1.6 TDI 1.9 TDI 2.0 FSI 2.0 TDI 2.0 TDI 2.0 TDI 2.0 TFSI 2.5 FSI	90 103 118 125 85 75 77 110 100 103 125		05.07 06.06 07.08 06.06 08.05 08.05 06.09 08.05 08.05 09.05 08.05 06.06 10.05 07.08	10.10 10.10 10.10 10.10 10.10 10.10 10.10 10.10 10.10 10.10 10.10 10.10 10.10 10.10	PR: 1ZE,1ZP PR: 1ZE,1ZP PR: 1ZE,1ZP PR: 1ZE,1ZP PR: 1ZE,1ZP PR: 1ZE,1ZP PR: 1ZE,1ZP PR: 1ZE,1ZP PR: 1ZE,1ZP PR: 1ZE,1ZP PR: 1ZE,1ZP PR: 1ZE,1ZP PR: 1ZE,1ZP PR: 1ZE,1ZP	24.0125-0145.1 24.0325-0145.1	425145 525145			288 25,0 22,0 V L +S +B 288 25,0 22,0 V L +S +B PD	
	1.4 TSI 1.4 TSI 1.4 TSI 1.4 TSI 1.6 FSI 1.6 i 16V 1.6 TDI 1.9 TDI 2.0 FSI 2.0 TDI 2.0 TDI 2.0 TDI 2.0 TFSI 2.5 FSI	90 103 118 125 85 75 77 110 100 103 125		05.07 06.06 07.08 06.06 08.05 08.05 06.09 08.05 08.05 09.05 08.05 06.06 10.05 07.08	10.10 10.10 10.10 10.10 10.10 10.10 10.10 10.10 10.10 10.10 10.10 10.10 10.10 10.10	PR: 1LJ,1ZD PR: 1LJ,1ZD PR: 1LJ,1ZD PR: 1LJ,1ZD PR: 1LJ,1ZD PR: 1LJ,1ZD PR: 1LJ,1ZD PR: 1LJ,1ZD PR: 1LJ,1ZD PR: 1LJ,1ZD PR: 1LJ,1ZD PR: 1LJ,1ZD PR: 1LJ,1ZD PR: 1LJ,1ZD	24.0125-0158.1 24.0325-0158.1	425158 525158			312 25,0 22,0 V L +S +B 312 25,0 22,0 V L +S +B PD	
	1.4 TSI 1.4 TSI 1.4 TSI 1.4 TSI 1.6 FSI 1.6 i 16V 1.6 TDI 1.9 TDI 2.0 FSI 2.0 TDI 2.0 TDI 2.0 TDI 2.0 TFSI 2.5 FSI	90 103 118 125 85 75 77 110 100 103 125		05.07 06.06 07.08 06.06 08.05 08.05 06.09 08.05 08.05 09.05 08.05 06.06 10.05 07.08	10.10 10.10 10.10 10.10 10.10 10.10 10.10 10.10 10.10 10.10 10.10 10.10 10.10 10.10		24.0711-5271.3 24.0711-5272.3	360301 360302	 		Radsensor Radsensor	
	1.4 TSI 1.4 TSI 1.4 TSI 1.4 TSI 1.6 FSI 1.6 i 16V 1.6 TDI 1.9 TDI 2.0 FSI 2.0 TDI 2.0 TDI 2.0 TDI 2.0 TFSI 2.5 FSI	90 103 118 125 85 75 77 110 100 103 125		05.07 06.06 07.08 06.06 08.05 08.05 06.09 08.05 08.05 09.05 08.05 06.06 10.05 07.08	10.10 10.10 10.10 10.10 10.10 10.10 10.10 10.10 10.10 10.10 10.10 10.10 10.10 10.10	PR: 1KE,1KF,1KJ,1KV PR: 1KE,1KF,1KJ,1KV PR: 1KE,1KF,1KJ,1KV PR: 1KE,1KF,1KJ,1KV PR: 1KE,1KF,1KJ,1KV PR: 1KE,1KF,1KJ,1KV PR: 1KE,1KF,1KJ,1KV PR: 1KE,1KF,1KJ,1KV PR: 1KE,1KF,1KJ,1KV PR: 1KE,1KF,1KJ,1KV PR: 1KE,1KF,1KJ,1KV PR: 1KE,1KF,1KJ,1KV PR: 1KE,1KF,1KJ,1KV PR: 1KE,1KF,1KJ,1KV	13.0460-2880.2 13.0470-2880.2 13.0460-0259.2	602880 LD2880 610259		23914 17,1 /WE/Zub/S 23914 17,1 /WE/Zub/S Einbausatz	LUC LUC	
	1.4 TSI 1.4 TSI 1.4 TSI 1.4 TSI 1.6 FSI 1.6 i 16V 1.6 TDI 1.9 TDI 2.0 FSI 2.0 TDI 2.0 TDI 2.0 TDI 2.0 TFSI	90 103 118 125 85 75 77 110 100 103 125		05.07 06.06 07.08 06.06 08.05 08.05 06.09 08.05 08.05 09.05 08.05 06.06 10.05	10.10 10.10 10.10 10.10 10.10 10.10 10.10 10.10 10.10 10.10 10.10 10.10 10.10	PR: 1KE,1KF PR: 1KE,1KF PR: 1KE,1KF PR: 1KE,1KF PR: 1KE,1KF PR: 1KE,1KF PR: 1KE,1KF PR: 1KE,1KF PR: 1KE,1KF PR: 1KE,1KF PR: 1KE,1KF PR: 1KE,1KF PR: 1KE,1KF	24.0112-0158.1 24.0312-0158.1	412158 512158			256 12,0 10,0 +B 256 12,0 10,0 +B PD	





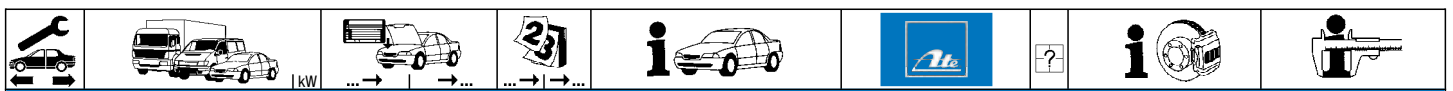
VOLKSWAGEN JETTA V (05-10)

	2.5 FSI		07.08	10.10	PR: 1KE,1KF	24.0112-0158.1 24.0312-0158.1	412158 512158		256 12,0 10,0 +B 256 12,0 10,0 +B PD
	1.4 TSI	90	05.07	10.10	PR: 1KJ,1KV	24.0112-0169.1	412169		282 12,0 10,0 +S +B
	1.4 TSI	103	06.06	10.10	PR: 1KJ,1KV				
	1.4 TSI	118	07.08	10.10	PR: 1KJ,1KV				
	1.4 TSI	125	06.06	10.10	PR: 1KJ,1KV				
	1.6 FSI	85	08.05	10.10	PR: 1KJ,1KV				
	1.6 i 16V	75	08.05	10.10	PR: 1KJ,1KV				
	1.6 TDI		06.09	10.10	PR: 1KJ,1KV				
	1.9 TDI	77	08.05	10.10	PR: 1KJ,1KV				
	2.0 FSI	110	08.05	10.10	PR: 1KJ,1KV				
	2.0 TDI	100	09.05	10.10	PR: 1KJ,1KV				
	2.0 TDI	103	08.05	10.10	PR: 1KJ,1KV				
	2.0 TDI	125	06.06	10.10	PR: 1KJ,1KV				
	2.0 TFSI		10.05	10.10	PR: 1KJ,1KV				
	2.5 FSI		07.08	10.10	PR: 1KJ,1KV				
	1.4 TSI	90	05.07	10.10		24.0711-6231.3	360305		Radsensor
	1.4 TSI	103	06.06	10.10		24.0711-6232.3	360306		Radsensor
	1.4 TSI	118	07.08	10.10					
	1.4 TSI	125	06.06	10.10					
	1.6 FSI	85	08.05	10.10					
	1.6 i 16V	75	08.05	10.10					
	1.6 TDI		06.09	10.10					
	1.9 TDI	77	08.05	10.10					
	2.0 FSI	110	08.05	10.10					
	2.0 TDI	100	09.05	10.10					
	2.0 TDI	103	08.05	10.10					
	2.0 TDI	125	06.06	10.10					
	2.0 TFSI		10.05	10.10					
	2.5 FSI		07.08	10.10					

VOLKSWAGEN JETTA VI (11-)

	1.2 TSI	77	04.11		PR: 1ZM	13.0460-7117.2	607117		23131 19,6 +/WK 23131 19,6 +/WK	VW VW
	1.4 TSI		04.11		PR: 1ZM	13.0470-7117.2	LD7117			
	1.4 TSI	90	04.11		PR: 1ZM					
	1.4 TSI Hybrid	110	04.11		PR: 1ZM					
	1.6	77	12.11		PR: 1ZM					
	1.6 TDI	77	04.11		PR: 1ZM					
	2.0 TDI	103	04.11		PR: 1ZM					
	2.0 TSI	147	04.11		PR: 1ZM					
	2.0 TSI	155	12.12		PR: 1ZM					
	1.2 TSI	77	04.11		PR: 1ZQ	13.0460-7111.2	607111		23130 19,6 + 23130 19,6 +	VW VW
	1.4 TSI		04.11		PR: 1ZQ	13.0470-7111.2	LD7111			
	1.4 TSI	90	04.11		PR: 1ZQ					
	1.4 TSI Hybrid	110	04.11		PR: 1ZQ					
	1.6	77	12.11		PR: 1ZQ					
	1.6 TDI	77	04.11		PR: 1ZQ					
	2.0 TDI	103	04.11		PR: 1ZQ					
	2.0 TSI	147	04.11		PR: 1ZQ					
	2.0 TSI	155	12.12		PR: 1ZQ					
	1.2 TSI	77	04.11		PR: 1ZA,1ZB,1ZE	13.0460-7184.2	607184		23587 20,6 +/WK 23587 20,6 +/WK	ATE ATE
	1.4 TSI		04.11		PR: 1ZA,1ZB,1ZE	13.0470-7184.2	LD7184			
	1.4 TSI	90	04.11		PR: 1ZA,1ZB,1ZE					
	1.4 TSI Hybrid	110	04.11		PR: 1ZA,1ZB,1ZE					
	1.6	77	12.11		PR: 1ZA,1ZB,1ZE					
	1.6 TDI	77	04.11		PR: 1ZA,1ZB,1ZE					
	2.0 TDI	103	04.11		PR: 1ZA,1ZB,1ZE					
	2.0 TSI	147	04.11		PR: 1ZA,1ZB,1ZE					
	2.0 TSI	155	12.12		PR: 1ZA,1ZB,1ZE					
	1.2 TSI	77	04.11		PR: 1ZM,1ZQ	24.0122-0210.1	422210		280 22,0 19,0 V L +S +B	
	1.4 TSI		04.11		PR: 1ZM,1ZQ					
	1.4 TSI	90	04.11		PR: 1ZM,1ZQ					
	1.4 TSI Hybrid	110	04.11		PR: 1ZM,1ZQ					
	1.6	77	12.11		PR: 1ZM,1ZQ					
	1.6 TDI	77	04.11		PR: 1ZM,1ZQ					
	2.0 TDI	103	04.11		PR: 1ZM,1ZQ					
	2.0 TSI	147	04.11		PR: 1ZM,1ZQ					
	2.0 TSI	155	12.12		PR: 1ZM,1ZQ					
	1.2 TSI	77	04.11		PR: 1ZE,1ZP	24.0125-0145.1	425145		288 25,0 22,0 V L +S +B	
	1.4 TSI		04.11		PR: 1ZE,1ZP					
	1.4 TSI	90	04.11		PR: 1ZE,1ZP					
	1.4 TSI Hybrid	110	04.11		PR: 1ZE,1ZP					
	1.6	77	12.11		PR: 1ZE,1ZP					
	1.6 TDI	77	04.11		PR: 1ZE,1ZP					
	2.0 TDI	103	04.11		PR: 1ZE,1ZP					
	2.0 TSI	147	04.11		PR: 1ZE,1ZP					
	2.0 TSI	155	12.12		PR: 1ZE,1ZP					
	1.2 TSI	77	04.11		PR: 1ZA,1ZB,1LV	24.0125-0158.1	425158		312 25,0 22,0 V L +S +B	
	1.4 TSI		04.11		PR: 1ZA,1ZB,1LV					
	1.4 TSI	90	04.11		PR: 1ZA,1ZB,1LV					
	1.4 TSI Hybrid	110	04.11		PR: 1ZA,1ZB,1LV					
	1.6	77	12.11		PR: 1ZA,1ZB,1LV					
	1.6 TDI	77	04.11		PR: 1ZA,1ZB,1LV					
	2.0 TDI	103	04.11		PR: 1ZA,1ZB,1LV					
	2.0 TSI	147	04.11		PR: 1ZA,1ZB,1LV					
	2.0 TSI	155	12.12		PR: 1ZA,1ZB,1LV					





VOLKSWAGEN JETTA VI (11-)

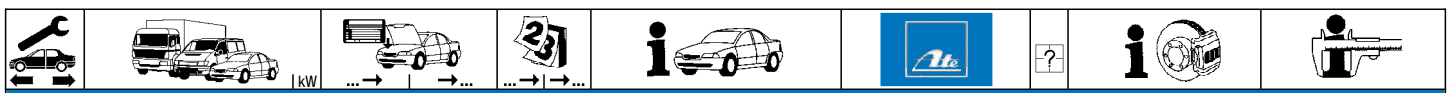
	1.2 TSI	77		04.11		24.0711-5271.3	360301		Radsensor Radsensor
	1.4 TSI			04.11		24.0711-5272.3	360302		
	1.4 TSI	90		04.11					
	1.4 TSI Hybrid	110		04.11					
	1.6	77		12.11					
	1.6 TDI	77		04.11					
	2.0 TDI	103		04.11					
	2.0 TSI	147		04.11					
2.0 TSI	155		12.12						
	1.2 TSI	77		04.11	PR: 1KS,1KT	13.0460-3858.2	603858		24563 17,7 /Zub/S BOS
	1.4 TSI			04.11	PR: 1KS,1KT				
	1.4 TSI	90		04.11	PR: 1KS,1KT				
	1.4 TSI Hybrid	110		04.11	PR: 1KS,1KT				
	1.6	77		12.11	PR: 1KS,1KT				
	1.6 TDI	77		04.11	PR: 1KS,1KT				
	2.0 TDI	103		04.11	PR: 1KS,1KT				
	2.0 TSI	147		04.11	PR: 1KS,1KT				
2.0 TSI	155		12.12	PR: 1KS,1KT					
	1.2 TSI	77		04.11	PR: 1KD	24.0110-0277.1	410277		253 10,0 8,0 +S +B
	1.4 TSI			04.11	PR: 1KD				
	1.4 TSI	90		04.11	PR: 1KD				
	1.4 TSI Hybrid	110		04.11	PR: 1KD				
	1.6	77		12.11	PR: 1KD				
	1.6 TDI	77		04.11	PR: 1KD				
	2.0 TDI	103		04.11	PR: 1KD				
	2.0 TSI	147		04.11	PR: 1KD				
2.0 TSI	155		12.12	PR: 1KD					
	1.2 TSI	77		04.11	PR: 1KS,1KT	24.0110-0356.1	410356		272 9,7 8,0 +S +B
	1.4 TSI			04.11	PR: 1KS,1KT				
	1.4 TSI	90		04.11	PR: 1KS,1KT				
	1.4 TSI Hybrid	110		04.11	PR: 1KS,1KT				
	1.6	77		12.11	PR: 1KS,1KT				
	1.6 TDI	77		04.11	PR: 1KS,1KT				
	2.0 TDI	103		04.11	PR: 1KS,1KT				
	2.0 TSI	147		04.11	PR: 1KS,1KT				
2.0 TSI	155		12.12	PR: 1KS,1KT					
	1.2 TSI	77		04.11		24.0711-6231.3	360305		Radsensor Radsensor
	1.4 TSI			04.11		24.0711-6232.3	360306		
	1.4 TSI	90		04.11					
	1.4 TSI Hybrid	110		04.11					
	1.6	77		12.11					
	1.6 TDI	77		04.11					
	2.0 TDI	103		04.11					
	2.0 TSI	147		04.11					
2.0 TSI	155		12.12						

VOLKSWAGEN LT/LT 4x4 (75-96)

	LT 28			04.75	07.96	13.0460-5701.2	605701		20392 18,5 /WE Einbausatz ATE	
	LT 31			04.75	07.96	13.0460-0091.2	610091			
	LT 35			04.75	07.96					
	LT 40			08.78	07.96					
	LT 45			08.78	07.96					
	LT 50			12.82	07.96					
LT 55			08.85	07.96						
	LT 28	28-B-018541	28-D-007273			24.0120-0114.2	420114		281 19,9 18,0	
	LT 28	28-B-019163	28-D-007273							
	LT 28	28-D-007274		07.96						
	LT 31	28-B-018541	28-D-007273							
	LT 31	28-B-019163	28-D-007273							
	LT 31	28-D-007274		07.96						
	LT 35	28-B-012411		07.96						
	LT 40	28-B-012411		07.96						
	LT 45	28-B-012411		07.96						
	LT 50			12.82	07.96					
LT 55			08.85	07.96						
	LT 28		28-A0020471	04.75		03.0137-9151.2	669151		Einbausatz	
	LT 31		28-A0020471	04.75						
	LT 28	28-A0020472		07.96		03.0137-0259.2	650259			
	LT 31	28-A0020472		07.96		03.0137-9159.2	669159			
	LT 35		29-M-009906	04.75					252 x 56 HEB Einbausatz	
	LT 35				07.96					
	LT 40	28-D-007274		07.96	+ Doppelbereifung ²⁾	03.0137-0252.2	650252			
	LT 45	28-D-007274		07.96		03.0137-9152.2	669152			
	LT 50	28-D-007274		12.82	07.96					
	LT 55			08.85	07.96					
	LT 28			04.75	07.96	24.0225-2003.1	480047		252/253,5 x 66	
	LT 31			04.75	07.96					
	LT 35		29-M-009906	04.75						
	LT 35			04.75	07.96	+ Doppelbereifung ²⁾	24.0227-0001.1			480052
	LT 40			08.78	07.96					
	LT 45			08.78	07.96					
LT 50			12.82	07.96						
LT 55			08.85	07.96						

¹⁾ - twin tyres / - ruote gemellate / - roue jumelée / - cubierta doble

²⁾ + twin tyres / + ruote gemellate / + roue jumelée / + cubierta doble



VOLKSWAGEN LT/LT 4x4 (96-06)

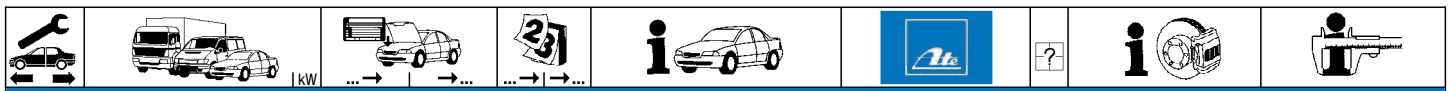
	LT 28			05.96	07.06	13.0460-7196.2	607196			21576	20,7 +/WE	ATE	
	LT 35			05.96	07.06	24.8190-0417.2	620417	2			Warnkontakt L=99(167)mm		
	LT 46			05.96	07.06	13.0460-7909.2	607909			29153	20,0 /WE/Zub/S	PER	
						13.0460-0281.2	610281				Einbausatz	PER	
						24.8190-0407.2	620407	2	für Vorg. 13.0460-7904.2 ¹⁾		Warnkontakt L=84(185)mm		
						24.8190-0417.2	620417	2	für 13.0460-7909.2 ²⁾		Warnkontakt L=99(167)mm		
	LT 28			05.96	07.06	24.0122-0161.1	422161				276	22,0 19,0 V L +S +B	
	LT 35			05.96	07.06	24.0322-0161.1	522161				276	22,0 19,0 V L +S +B PD	
	LT 46			05.96	07.06								
	LT 28			05.96	07.06	13.0460-7083.2	607083				21621	17,3 +/WE	ATE
						24.8190-0407.2	620407	2			Warnkontakt L=84(185)mm		
	LT 35		2D-X-002 119	05.96		13.0460-7084.2	607084				21592	18,8 +/WE	ATE
						24.8190-0407.2	620407	2			Warnkontakt L=84(185)mm		
	LT 35		2D-X-002 120		07.06	13.0460-3990.2	603990				23021	18,9 /WE	BOS
						13.0460-0250.2	610250				Einbausatz	BOS	
				05.96	07.06	13.0460-7909.2	607909			29153	20,0 /WE/Zub/S	PER	
						13.0460-0281.2	610281				Einbausatz	PER	
						24.8190-0407.2	620407	2	für Vorg. 13.0460-7904.2 ¹⁾		Warnkontakt L=84(185)mm		
						24.8190-0417.2	620417	2	für 13.0460-7909.2 ²⁾		Warnkontakt L=99(167)mm		
	LT 28			05.96	07.06	24.0112-0142.1	412142		für Baumuster LT 28 ³⁾		258	12,0 10,0 L +S +B	
	LT 35			05.96	07.06	24.0116-0110.1	416110		für Baumuster LT 35 ⁴⁾		272	16,0 14,0 L +S +B	
	LT 46			05.96	07.06	24.0122-0196.1	422196		für Baumuster LT 46 ⁵⁾		285	21,9 19,0 V L +B	
	LT 28			05.96	07.06	03.0137-0397.2	650397				160 x 40		
	LT 35			05.96	07.06	03.0137-9255.2	669255				Einbausatz		
						03.0137-4001.2	654001				160 x 40 /Zub		
	LT 46			05.96	07.06	03.0137-4015.2	654015				170 x 40 /Zub		
						03.0137-9256.2	669256				Einbausatz		

VOLKSWAGEN LUPO (98-05)

	1.2 TDI 3L	45		06.99	08.05	PR: 1ZB		13.0460-7177.2	607177			23394	13,7 +	VW	
	1.0			04.98	08.05	PR: 1LM,1ZN,1LB,1ZC		13.0460-7100.2	607100			21866	17,2 +	VW	
	1.4	44		09.00	08.05	PR: 1LM,1ZN,1LB,1ZC		13.0470-7100.2	LD7100			21866	17,2 +	ATE	
	1.4 16V	55		10.98	08.05	PR: 1LM,1ZN,1LB,1ZC									
	1.4 16V	74		01.99	08.05	PR: 1LM,1ZN,1LB,1ZC									
	1.4 FSI	77		09.00	08.05	PR: 1LM,1ZN,1LB,1ZC									
	1.4 TDI	55		01.99	08.05	PR: 1LM,1ZN,1LB,1ZC									
	1.6 GTI	92		09.00	08.05	PR: 1LM,1ZN,1LB,1ZC									
	1.7 SDI			04.98	08.05	PR: 1LM,1ZN,1LB,1ZC									
	1.0			04.98	08.05	PR: 1ZE,1ZJ,1ZK,1LX		13.0460-2821.2	602821			21945	16,0 /S	LUC	
	1.4	44		09.00	08.05	PR: 1ZE,1ZJ,1ZK,1LX									
	1.4 16V	55		10.98	08.05	PR: 1ZE,1ZJ,1ZK,1LX									
	1.4 16V	74		01.99	08.05	PR: 1ZE,1ZJ,1ZK,1LX									
	1.4 FSI	77		09.00	08.05	PR: 1ZE,1ZJ,1ZK,1LX									
	1.4 TDI	55		01.99	08.05	PR: 1ZE,1ZJ,1ZK,1LX									
	1.6 GTI	92		09.00	08.05	PR: 1ZE,1ZJ,1ZK,1LX									
	1.7 SDI			04.98	08.05	PR: 1ZE,1ZJ,1ZK,1LX									
	1.2 TDI 3L	45		06.99	08.05	PR: 1ZB		24.0115-0109.1	415109			239	15,0 13,0 V L +B		
	1.0			04.98	08.05	PR: 1LM,1ZN,1LB,1ZC		24.0118-0106.1	418106			239	18,0 16,0 V L +S +B		
	1.4	44		09.00	08.05	PR: 1LM,1ZN,1LB,1ZC		24.0318-0106.1	518106			239	18,0 16,0 V L +S +B PD		
	1.4 16V	55		10.98	08.05	PR: 1LM,1ZN,1LB,1ZC									
	1.4 16V	74		01.99	08.05	PR: 1LM,1ZN,1LB,1ZC									
	1.4 FSI	77		09.00	08.05	PR: 1LM,1ZN,1LB,1ZC									
	1.4 TDI	55		01.99	08.05	PR: 1LM,1ZN,1LB,1ZC									
	1.6 GTI	92		09.00	08.05	PR: 1LM,1ZN,1LB,1ZC									
	1.7 SDI			04.98	08.05	PR: 1LM,1ZN,1LB,1ZC									
	1.0			04.98	08.05	PR: 1ZE,1ZJ,1ZK		24.0120-0128.1	420128			256	20,0 18,0 V L +S +B		
	1.4	44		09.00	08.05	PR: 1ZE,1ZJ,1ZK		24.0320-0128.1	520128			256	20,0 18,0 V L +S +B PD		
	1.4 16V	55		10.98	08.05	PR: 1ZE,1ZJ,1ZK									
	1.4 16V	74		01.99	08.05	PR: 1ZE,1ZJ,1ZK									
	1.4 FSI	77		09.00	08.05	PR: 1ZE,1ZJ,1ZK									
	1.4 TDI	55		01.99	08.05	PR: 1ZE,1ZJ,1ZK									
	1.6 GTI	92		09.00	08.05	PR: 1ZE,1ZJ,1ZK									
	1.7 SDI			04.98	08.05	PR: 1ZE,1ZJ,1ZK									
	1.0			04.98	08.05	PR: 1LX		24.0125-0136.1	425136			256	25,0 23,0 V L		
	1.4	44		09.00	08.05	PR: 1LX									
	1.4 16V	55		10.98	08.05	PR: 1LX									
	1.4 16V	74		01.99	08.05	PR: 1LX									
	1.4 FSI	77		09.00	08.05	PR: 1LX									
	1.4 TDI	55		01.99	08.05	PR: 1LX									
	1.6 GTI	92		09.00	08.05	PR: 1LX									
	1.7 SDI			04.98	08.05	PR: 1LX									
		1.0			04.98	08.05			24.0711-1361.3	360022				Radsensor	
		1.4	44		09.00	08.05			24.0711-1362.3	360023				Radsensor	
		1.4 16V	55		10.98	08.05									
		1.4 16V	74		01.99	08.05									
		1.4 FSI	77		09.00	08.05									
		1.4 TDI	55		01.99	08.05									
		1.6 GTI	92		09.00	08.05									
	1.7 SDI			04.98	08.05										
		1.2 TDI 3L	45		06.99	08.05			24.0711-5079.3	360102				Radsensor	
								24.0711-5080.3	360103				Radsensor		

1) f.predec.13.0460-7904.2 / p.prece.13.0460-7904.2 / p.préd.13.0460-7904.2 / p.prede.13.0460-7904.2
2) for 13.0460-7909.2 / per 13.0460-7909.2 / pour 13.0460-7909.2 / para 13.0460-7909.2
3) for design sample LT 28 / per modello tipo LT 28 / pour modèle type LT 28 / para modelo construcc. LT 28
4) for design sample LT 35 / per modello tipo LT 35 / pour modèle type LT 35 / para modelo construcc. LT 35
5) for design sample LT 46 / per modello tipo LT 46 / pour modèle type LT 46 / para modelo construcc. LT 46





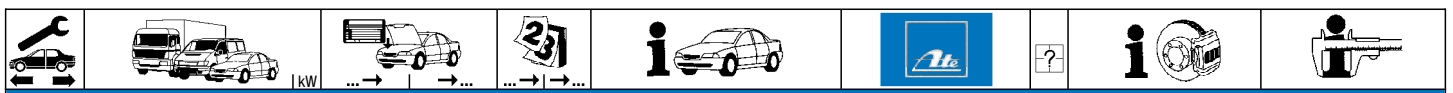
VOLKSWAGEN LUPO (98-05)

	1.4 16V 1.4 FSI 1.6 GTI	74 77 92		01.99 09.00 09.00	08.05 08.05 08.05		13.0460-2864.2 13.0460-2877.2 13.0470-2877.2	602864 602877 LD2877		20961 17,4 /S 23554 17,2 +/WK/S 23554 17,2 +/WK/S	LUC LUC LUC
	1.4 16V 1.4 FSI 1.6 GTI	74 77 92		01.99 09.00 09.00	08.05 08.05 08.05		24.0109-0124.1	409124		232 9,0 7,0 +B	
	1.0 1.4 1.4 16V 1.4 16V 1.4 FSI 1.4 TDI 1.6 GTI 1.7 SDI 1.2 TDI 3L	44 55 74 77 55 92 45		04.98 09.00 10.98 01.99 09.00 01.99 09.00 04.98 06.99	08.05 08.05 08.05 08.05 08.05 08.05 08.05 08.05 08.05		24.0741-1107.3	360042	2	Radsensor	
	1.0 1.4 16V 1.4 TDI 1.7 SDI	55 55	6X-X-003000 6X-X-003000 6X-X-003000 6X-X-003000	04.98 10.98 01.99 04.98			03.0137-0126.2 03.0137-9008.2	650126 669008		180 x 31 HEB Einbausatz	
	1.0 1.4 1.4 16V 1.4 TDI 1.7 SDI 1.2 TDI 3L	44 55 55 55 45	6X-X-003001 6X-X-003001 6X-X-003001 6X-X-003001	09.00 08.05 08.05 08.05 08.05 06.99	08.05 08.05 08.05 08.05 08.05 08.05		03.0137-0268.2 03.0137-9168.2	650268 669168		200 x 40 HEB Einbausatz	VW VW
	1.0 1.4 16V 1.4 TDI 1.7 SDI	55 55	6X-X-003000 6X-X-003000 6X-X-003000 6X-X-003000	04.98 10.98 01.99 04.98			24.0218-0036.1	480147		180/181,5 x 41	
	1.0 1.4 1.4 16V 1.4 TDI 1.7 SDI	44 55 55 55	6X-X-003001 6X-X-003001 6X-X-003001 6X-X-003001	09.00 08.05 08.05 08.05 08.05	08.05 08.05 08.05 08.05 08.05		24.0220-0032.1	480130		200/201,5 x 50,5	
	1.0 1.4 16V 1.4 TDI 1.7 SDI	55 55	6X-X-003000 6X-X-003000 6X-X-003000 6X-X-003000	04.98 10.98 01.99 04.98		- ABS - ABS - ABS - ABS	03.0520-0215.3	690215		15,87/180x31 TopKit	VW
	1.0 1.4 1.4 16V 1.4 TDI 1.7 SDI	44 55 55 55	6X-X-003001 6X-X-003001 6X-X-003001 6X-X-003001	09.00 08.05 08.05 08.05 08.05	08.05 - ABS - ABS - ABS - ABS		03.0520-0415.3	690415		15,87/200x40 TopKit	VW
	1.0 1.4 1.4 16V 1.4 TDI 1.7 SDI	44 55 55 55	6X-X-003001 6X-X-003001 6X-X-003001 6X-X-003001	09.00 08.05 08.05 08.05 08.05	08.05 + ABS 08.05 + ABS 08.05 + ABS 08.05 + ABS 08.05 + ABS		03.0520-1517.3 03.0420-1517.3	691517 681517		17,46/200x40 TopKit 17,46/200x40 Kit	VW VW

VOLKSWAGEN NEW BEETLE (98-10)

	1.9 TDI 2.0	66 85	9C-X-999000 9C-X-999000	01.98 01.98		PR: 1ZM PR: 1ZM	13.0460-7111.2 13.0470-7111.2	607111 LD7111		23130 19,6 + 23130 19,6 +	VW VW
	1.4 1.6 1.8 T 1.8 T 1.9 TDI 1.9 TDI 1.9 TDI 2.0	55 110 132 66 74 77 85	9C-Y-600001 9C-Y-600001	08.01 11.99 10.99 11.01 10.00 07.05 05.10	05.10 05.10 05.10 06.05 02.01 05.10 05.10	PR: 1ZP,1ZM PR: 1ZP,1ZM PR: 1ZP,1ZM PR: 1ZP,1ZM PR: 1ZP,1ZM PR: 1ZP,1ZM PR: 1ZP,1ZM	13.0460-7117.2 13.0470-7117.2	607117 LD7117		23131 19,6 +/WK 23131 19,6 +/WK	VW VW
	1.9 TDI 2.0	66 85	9C-X-699000 9C-X-699000	01.98 01.98		PR: 1ZE,1ZH PR: 1ZE,1ZH	13.0460-7081.2 13.0470-7081.2	607081 LD7081		21911 20,3 + 21911 20,3 +	ATE ATE
	1.4 1.6 1.8 T 1.8 T 1.9 TDI 1.9 TDI 1.9 TDI 2.0 2.3 V5 3.2 RSI	55 110 132 66 74 77 85 125	9C-Y-600001 9C-Y-600001	08.01 11.99 10.99 11.01 10.00 07.05 05.10 10.00 04.00	05.10 05.10 05.10 06.05 02.01 05.10 05.10 05.05 03.03	PR: 1ZD,1ZE PR: 1ZD,1ZE PR: 1ZD,1ZE PR: 1ZD,1ZE PR: 1ZD,1ZE PR: 1ZD,1ZE PR: 1ZD,1ZE PR: 1ZD,1ZE	13.0460-7122.2 13.0470-7122.2	607122 LD7122		23392 20,3 +/WK 23392 20,3 +/WK	ATE ATE
	1.4 1.6 1.8 T 1.8 T 1.9 TDI 1.9 TDI 1.9 TDI 2.0	55 110 132 66 74 77 85		08.01 11.99 10.99 11.01 01.98 10.00 07.05 01.98	05.10 05.10 05.10 06.05 02.01 05.10 05.10 05.10	PR: 1ZP,1ZM PR: 1ZP,1ZM PR: 1ZP,1ZM PR: 1ZP,1ZM PR: 1ZP,1ZM PR: 1ZP,1ZM PR: 1ZP,1ZM	24.0122-0150.1 24.0322-0150.1	422150 522150		280 22,0 19,0 V L +S +B 280 22,0 19,0 V L +S +B PD	
	1.4 1.6 1.8 T 1.8 T	55 110 132		08.01 11.99 10.99 11.01	05.10 05.10 05.10 06.05	PR: 1ZD,1ZE PR: 1ZD,1ZE PR: 1ZD,1ZE PR: 1ZD,1ZE	24.0125-0113.1 24.0325-0113.1	425113 525113		288 25,0 22,0 V L +S +B 288 25,0 22,0 V L +S +B PD	





























VOLKSWAGEN NEW BEETLE (98-10)

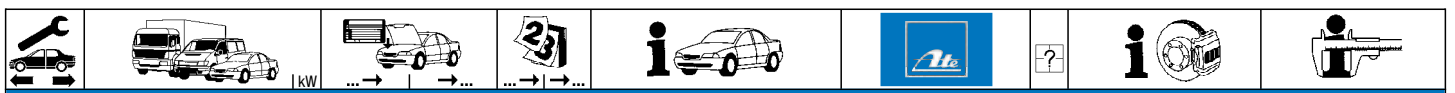
	1.9 TDI	66		01.98	02.01	PR: 1ZD,1ZE	24.0125-0113.1	425113			288 25,0 22,0 V L +S +B
	1.9 TDI	74		10.00	05.10	PR: 1ZD,1ZE	24.0325-0113.1	525113			288 25,0 22,0 V L +S +B PD
	1.9 TDI	77		07.05	05.10	PR: 1ZD,1ZE					
	2.0	85		01.98	05.10	PR: 1ZD,1ZE					
	2.3 V5	125		10.00	12.05		24.0125-0123.1	425123			310 25,0 22,0 V L +B
3.2 RSI			04.00	03.03		24.0325-0123.1	525123			310 25,0 22,0 V L +B PD	
	1.4	55		08.01	05.10		24.0711-1361.3	360022			Radsensor
	1.6			11.99	05.10		24.0711-1362.3	360023			Radsensor
	1.8 T	110		10.99	05.10						
	1.8 T	132		11.01	06.05						
	1.9 TDI	66		01.98	02.01						
	1.9 TDI	74		10.00	05.10						
	1.9 TDI	77		07.05	05.10						
	2.0	85		01.98	05.10						
	2.3 V5	125		10.00	05.05						
	3.2 RSI			04.00	03.03						
	1.4	55		08.01	05.10	PR: 1KS,1KV	13.0460-2894.2	602894			20961 17,4 /Zub/S LUC
	1.6			11.99	05.10	PR: 1KS,1KV	13.0470-2894.2	LD2894			20961 17,4 /Zub/S LUC
	1.8 T	110		10.99	05.10	PR: 1KS,1KV	13.0460-0072.2	610072			Einbausatz LUC
	1.8 T	132		11.01	06.05	PR: 1KS,1KV					
	1.9 TDI	66		01.98	02.01	PR: 1KS,1KV					
	1.9 TDI	74		10.00	05.10	PR: 1KS,1KV					
	1.9 TDI	77		07.05	05.10	PR: 1KS,1KV					
	2.0	85		01.98	05.10	PR: 1KS,1KV					
	2.3 V5	125		10.00	05.05	PR: 1KS,1KV					
	1.8 T	132		11.01	06.05	PR: 1KY	13.0460-2886.2	602886			20961 16,2 /S LUC
	2.3 V5	125		10.00	05.05	PR: 1KY	13.0470-2886.2	LD2886			20961 16,2 /S LUC
	3.2 RSI			04.00	03.03		13.0460-0072.2	610072			Einbausatz LUC
	3.2 RSI			04.00	03.03		13.0460-2820.2	602820			20961 17,2 /S LUC
						13.0470-2820.2	LD2820			20961 17,2 /S LUC	
	1.4	55		08.01	05.10	PR: 1KS,1KV	24.0109-0123.1	409123			230 9,0 7,0 +S +B
	1.6			11.99	05.10	PR: 1KS,1KV	24.0309-0123.1	509123			230 9,0 7,0 +S +B PD
	1.8 T	110		10.99	05.10	PR: 1KS,1KV					
	1.8 T	132		11.01	06.05	PR: 1KS,1KV					
	1.9 TDI	66		01.98	02.01	PR: 1KS,1KV					
	1.9 TDI	74		10.00	05.10	PR: 1KS,1KV					
	1.9 TDI	77		07.05	05.10	PR: 1KS,1KV					
	2.0	85		01.98	05.10	PR: 1KS,1KV					
	1.8 T	132		11.01	06.05	PR: 1KY	24.0122-0163.1	422163			256 22,0 20,0 V L +B
	2.3 V5	125		10.00	05.05	PR: 1KY	24.0322-0163.1	522163			256 22,0 20,0 V L +B PD
3.2 RSI			04.00	03.03							
	1.4	55		08.01	05.10		24.0741-1107.3	360042	2		Radsensor
	1.6			11.99	05.10						
	1.8 T	110		10.99	05.10						
	1.8 T	132		11.01	06.05						
	1.9 TDI	66		01.98	02.01						
	1.9 TDI	74		10.00	05.10						
	1.9 TDI	77		07.05	05.10						
	2.0	85		01.98	05.10						
	2.3 V5	125		10.00	05.05						
	3.2 RSI			04.00	03.03						

VOLKSWAGEN NEW BEETLE Cabriolet (03-10)

	1.4	55		01.03	05.10	PR: 1ZP,1ZM	13.0460-7117.2	607117			23131 19,6 +/WK VW
	1.6	75		01.03	05.10	PR: 1ZP,1ZM	13.0470-7117.2	LD7117			23131 19,6 +/WK VW
	1.8 T	110		12.03	05.10	PR: 1ZP,1ZM					
	1.9 TDI	74		07.03	05.10	PR: 1ZP,1ZM					
	1.9 TDI	77		07.05	05.10	PR: 1ZP,1ZM					
2.0	85		01.03	05.10	PR: 1ZP,1ZM						
	1.4	55		01.03	05.10	PR: 1ZD,1ZE	13.0460-7122.2	607122			23392 20,3 +/WK ATE
	1.6	75		01.03	05.10	PR: 1ZD,1ZE	13.0470-7122.2	LD7122			23392 20,3 +/WK ATE
	1.8 T	110		12.03	05.10	PR: 1ZD,1ZE					
	1.9 TDI	74		07.03	05.10	PR: 1ZD,1ZE					
	1.9 TDI	77		07.05	05.10	PR: 1ZD,1ZE					
2.0	85		01.03	05.10	PR: 1ZD,1ZE						
	1.4	55		01.03	05.10	PR: 1ZP,1ZM	24.0122-0150.1	422150			280 22,0 19,0 V L +S +B
	1.6	75		01.03	05.10	PR: 1ZP,1ZM	24.0322-0150.1	522150			280 22,0 19,0 V L +S +B PD
	1.8 T	110		12.03	05.10	PR: 1ZP,1ZM					
	1.9 TDI	74		07.03	05.10	PR: 1ZP,1ZM					
	1.9 TDI	77		07.05	05.10	PR: 1ZP,1ZM					
2.0	85		01.03	05.10	PR: 1ZP,1ZM						
	1.4	55		01.03	05.10	PR: 1ZD,1ZE	24.0125-0113.1	425113			288 25,0 22,0 V L +S +B
	1.6	75		01.03	05.10	PR: 1ZD,1ZE	24.0325-0113.1	525113			288 25,0 22,0 V L +S +B PD
	1.8 T	110		12.03	05.10	PR: 1ZD,1ZE					
	1.9 TDI	74		07.03	05.10	PR: 1ZD,1ZE					
	1.9 TDI	77		07.05	05.10	PR: 1ZD,1ZE					
2.0	85		01.03	05.10	PR: 1ZD,1ZE						
	1.4	55		01.03	05.10		24.0711-1361.3	360022			Radsensor
	1.6	75		01.03	05.10		24.0711-1362.3	360023			Radsensor
	1.8 T	110		12.03	05.10						
	1.9 TDI	74		07.03	05.10						
	1.9 TDI	77		07.05	05.10						
2.0	85		01.03	05.10							



								
VOLKSWAGEN NEW BEETLE Cabriolet (03-10)								
	1.4 1.6 1.8 T 1.9 TDI 1.9 TDI 2.0	55 75 110 74 77 85	01.03 01.03 12.03 07.03 07.05 01.03	05.10 05.10 05.10 05.10 05.10 05.10	PR: 1KS,1KV PR: 1KS,1KV PR: 1KS,1KV PR: 1KS,1KV PR: 1KS,1KV PR: 1KS,1KV	13.0460-2894.2 13.0470-2894.2 13.0460-0072.2	602894 LD2894 610072	20961 17,4 /Zub/S 20961 17,4 /Zub/S Einbausatz LUC LUC LUC
	1.4 1.6 1.8 T 1.9 TDI 1.9 TDI 2.0	55 75 110 74 77 85	01.03 01.03 12.03 07.03 07.05 01.03	05.10 05.10 05.10 05.10 05.10 05.10	PR: 1KS,1KV PR: 1KS,1KV PR: 1KS,1KV PR: 1KS,1KV PR: 1KS,1KV PR: 1KS,1KV	24.0109-0123.1 24.0309-0123.1	409123 509123	230 9,0 7,0 +S +B 230 9,0 7,0 +S +B PD
	1.4 1.6 1.8 T 1.9 TDI 1.9 TDI 2.0	55 75 110 74 77 85	01.03 01.03 12.03 07.03 07.05 01.03	05.10 05.10 05.10 05.10 05.10 05.10		24.0741-1107.3	360042	2  Radsensor
VOLKSWAGEN BEETLE (11-)								
	1.2 TSI 1.4 TSI 1.6 TDI 2.0 TDI 2.0 TSI 2.0 TSI 2.5	77 118 77 103 147 155 125	07.11 04.11 10.11 04.11 04.11 05.13 04.11	PR: 1ZQ PR: 1ZQ PR: 1ZQ PR: 1ZQ PR: 1ZQ PR: 1ZQ PR: 1ZQ	13.0460-7111.2 13.0470-7111.2	607111 LD7111	23130 19,6 + 23130 19,6 +	VW VW
	1.2 TSI 1.4 TSI 1.6 TDI 2.0 TDI 2.0 TSI 2.0 TSI 2.5	77 118 77 103 147 155 125	10.11 10.11 10.11 10.11 05.13 04.11	PR: 1ZA,1ZB,1ZE PR: 1ZA,1ZB,1ZE PR: 1ZA,1ZB,1ZE PR: 1ZA,1ZB,1ZE PR: 1ZA,1ZB,1ZE PR: 1ZA,1ZB,1ZE	13.0460-7184.2 13.0470-7184.2	607184 LD7184	23587 20,6 +/WK 23587 20,6 +/WK	ATE ATE
	1.2 TSI 1.4 TSI 1.6 TDI 2.0 TDI 2.0 TSI 2.0 TSI 2.5	77 118 77 103 147 155 125	07.11 04.11 10.11 04.11 04.11 05.13 04.11	PR: 1LV,1ZD,1ZM,1ZP PR: 1LV,1ZD,1ZM,1ZP PR: 1LV,1ZD,1ZM,1ZP PR: 1LV,1ZD,1ZM,1ZP PR: 1LV,1ZD,1ZM,1ZP PR: 1LV,1ZD,1ZM,1ZP PR: 1LV,1ZD,1ZM,1ZP	13.0460-7117.2 13.0470-7117.2	607117 LD7117	23131 19,6 +/WK 23131 19,6 +/WK	VW VW
	1.2 TSI 1.4 TSI 1.6 TDI 2.0 TDI 2.0 TSI 2.0 TSI 2.5	77 118 77 103 147 155 125	07.11 04.11 10.11 04.11 04.11 05.13 04.11	PR: 1ZM,1ZQ PR: 1ZM,1ZQ PR: 1ZM,1ZQ PR: 1ZM,1ZQ PR: 1ZM,1ZQ PR: 1ZM,1ZQ PR: 1ZM,1ZQ	24.0122-0210.1	422210	280 22,0 19,0 V L +S +B	
	1.2 TSI 1.4 TSI 1.6 TDI 2.0 TDI 2.0 TSI 2.0 TSI 2.5	77 118 77 103 147 155 125	07.11 04.11 10.11 04.11 04.11 05.13 04.11	PR: 1ZA,1ZB,1ZD,1LV PR: 1ZA,1ZB,1ZD,1LV PR: 1ZA,1ZB,1ZD,1LV PR: 1ZA,1ZB,1ZD,1LV PR: 1ZA,1ZB,1ZD,1LV PR: 1ZA,1ZB,1ZD,1LV PR: 1ZA,1ZB,1ZD,1LV	24.0125-0158.1	425158	312 25,0 22,0 V L +S +B	
	1.2 TSI 1.4 TSI 1.6 TDI 2.0 TDI 2.0 TSI 2.0 TSI 2.5	77 118 77 103 147 155 125	07.11 04.11 10.11 04.11 04.11 05.13 04.11	PR: 1ZE,1ZP PR: 1ZE,1ZP PR: 1ZE,1ZP PR: 1ZE,1ZP PR: 1ZE,1ZP PR: 1ZE,1ZP PR: 1ZE,1ZP	24.0125-0145.1	425145	288 25,0 22,0 V L +S +B	
	1.2 TSI 1.4 TSI 1.6 TDI 2.0 TDI 2.0 TSI 2.0 TSI 2.5	77 118 77 103 147 155 125	07.11 04.11 10.11 04.11 04.11 05.13 04.11		24.0711-5271.3 24.0711-5272.3	360301 360302	  Radsensor Radsensor	
	1.2 TSI 1.4 TSI 1.6 TDI 2.0 TDI 2.0 TSI 2.0 TSI 2.5	77 118 77 103 147 155 125	07.11 04.11 10.11 04.11 04.11 05.13 04.11	PR: 1KS,1KT PR: 1KS,1KT PR: 1KS,1KT PR: 1KS,1KT PR: 1KS,1KT PR: 1KS,1KT PR: 1KS,1KT	13.0460-3858.2	603858	24563 17,7 /Zub/S	BOS
	1.2 TSI 1.4 TSI 1.6 TDI 2.0 TDI 2.0 TSI 2.0 TSI 2.5	77 118 77 103 147 155 125	07.11 04.11 10.11 04.11 04.11 05.13 04.11	PR: 1KS,1KT PR: 1KS,1KT PR: 1KS,1KT PR: 1KS,1KT PR: 1KS,1KT PR: 1KS,1KT PR: 1KS,1KT	24.0110-0356.1	410356	272 9,7 8,0 +S +B	



VOLKSWAGEN BEETLE (11-)

	1.2 TSI	77		07.11		24.0711-6231.3	360305			Radsensor
	1.4 TSI	118		04.11		24.0711-6232.3	360306			Radsensor
	1.6 TDI	77		10.11						
	2.0 TDI	103		04.11						
	2.0 TSI	147		04.11						
	2.0 TSI	155		05.13						
	2.5	125		04.11						

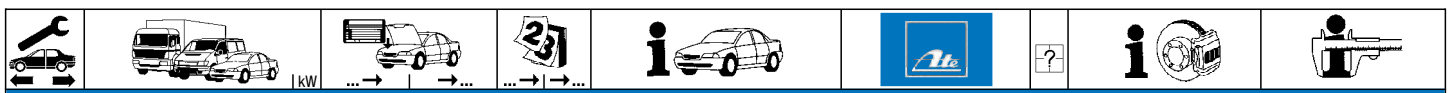
VOLKSWAGEN BEETLE Cabriolet (12-)

	1.2 TSI	77		11.12	PR: 1ZQ	13.0460-7111.2	607111			23130 19,6 +	VW
	1.4 TSI	118		11.12	PR: 1ZQ	13.0470-7111.2	LD7111			23130 19,6 +	VW
	1.6 TDI	77		11.12	PR: 1ZQ						
	2.0 TDI	103		11.12	PR: 1ZQ						
	2.0 TSI	147		11.12	PR: 1ZQ						
	2.0 TSI	155		05.13	PR: 1ZQ						
	1.2 TSI	77		11.12	PR: 1ZM	13.0460-7117.2	607117			23131 19,6 +/WK	VW
	1.4 TSI	118		11.12	PR: 1ZM	13.0470-7117.2	LD7117			23131 19,6 +/WK	VW
	1.6 TDI	77		11.12	PR: 1ZM						
	2.0 TDI	103		11.12	PR: 1ZM						
	2.0 TSI	147		11.12	PR: 1ZM						
	2.0 TSI	155		05.13	PR: 1ZM						
	1.2 TSI	77		11.12	PR: 1ZA,1ZB,1ZE	13.0460-7184.2	607184			23587 20,6 +/WK	ATE
	1.4 TSI	118		11.12	PR: 1ZA,1ZB,1ZE	13.0470-7184.2	LD7184			23587 20,6 +/WK	ATE
	1.6 TDI	77		11.12	PR: 1ZA,1ZB,1ZE						
	2.0 TDI	103		11.12	PR: 1ZA,1ZB,1ZE						
	2.0 TSI	147		11.12	PR: 1ZA,1ZB,1ZE						
	2.0 TSI	155		05.13	PR: 1ZA,1ZB,1ZE						
	1.2 TSI	77		11.12	PR: 1ZM,1ZQ	24.0122-0210.1	422210			280 22,0 19,0 V L +S +B	
	1.4 TSI	118		11.12	PR: 1ZM,1ZQ						
	1.6 TDI	77		11.12	PR: 1ZM,1ZQ						
	2.0 TDI	103		11.12	PR: 1ZM,1ZQ						
	2.0 TSI	147		11.12	PR: 1ZM,1ZQ						
	2.0 TSI	155		05.13	PR: 1ZM,1ZQ						
	1.2 TSI	77		11.12	PR: 1ZE,1ZP	24.0125-0145.1	425145			288 25,0 22,0 V L +S +B	
	1.4 TSI	118		11.12	PR: 1ZE,1ZP						
	1.6 TDI	77		11.12	PR: 1ZE,1ZP						
	2.0 TDI	103		11.12	PR: 1ZE,1ZP						
	2.0 TSI	147		11.12	PR: 1ZE,1ZP						
	2.0 TSI	155		05.13	PR: 1ZE,1ZP						
	1.2 TSI	77		11.12	PR: 1ZA,1ZB,1LV	24.0125-0158.1	425158			312 25,0 22,0 V L +S +B	
	1.4 TSI	118		11.12	PR: 1ZA,1ZB,1LV						
	1.6 TDI	77		11.12	PR: 1ZA,1ZB,1LV						
	2.0 TDI	103		11.12	PR: 1ZA,1ZB,1LV						
	2.0 TSI	147		11.12	PR: 1ZA,1ZB,1LV						
	2.0 TSI	155		05.13	PR: 1ZA,1ZB,1LV						
	1.2 TSI	77		11.12		24.0711-5271.3	360301			Radsensor	
	1.4 TSI	118		11.12		24.0711-5272.3	360302			Radsensor	
	1.6 TDI	77		11.12							
	2.0 TDI	103		11.12							
	2.0 TSI	147		11.12							
	2.0 TSI	155		05.13							
	1.2 TSI	77		11.12	PR: 1KS,1KT	13.0460-3858.2	603858			24563 17,7 /Zub/S	BOS
	1.4 TSI	118		11.12	PR: 1KS,1KT						
	1.6 TDI	77		11.12	PR: 1KS,1KT						
	2.0 TDI	103		11.12	PR: 1KS,1KT						
	2.0 TSI	147		11.12	PR: 1KS,1KT						
	2.0 TSI	155		05.13	PR: 1KS,1KT						
	1.2 TSI	77		11.12	PR: 1KS,1KT	24.0110-0356.1	410356			272 9,7 8,0 +S +B	
	1.4 TSI	118		11.12	PR: 1KS,1KT						
	1.6 TDI	77		11.12	PR: 1KS,1KT						
	2.0 TDI	103		11.12	PR: 1KS,1KT						
	2.0 TSI	147		11.12	PR: 1KS,1KT						
	2.0 TSI	155		05.13	PR: 1KS,1KT						
	1.2 TSI	77		11.12		24.0711-6231.3	360305			Radsensor	
	1.4 TSI	118		11.12		24.0711-6232.3	360306			Radsensor	
	1.6 TDI	77		11.12							
	2.0 TDI	103		11.12							
	2.0 TSI	147		11.12							
	2.0 TSI	155		05.13							

VOLKSWAGEN PASSAT (88-93)

	1.6 Limousine			04.88	09.89 - ABS	13.0460-7032.2	607032			20887 19,7 +/Zub	VW
						13.0460-2958.2	602958			20168 19,3 /S	LUC
	1.6 Limousine			10.89	10.93 - ABS	13.0460-2958.2	602958			20168 19,3 /S	LUC
	1.6 Limousine			04.88	10.93 + ABS						
	1.6 TD			08.88	10.93						
	1.6 Variant			04.88	10.93						
	1.8			04.88	10.93						
	1.8	55		04.88	10.93						
	1.8 Syncro G60	66		08.88	10.93						
	1.9 D			05.89	10.93						
	1.9 TD			03.91	10.93						
	2.8 VR6			06.91	10.93						
	1.8	79		04.88	07.90	13.0460-2957.2	602957			20168 16,0 /S	LUC
	1.8	82		04.88	07.90						
	1.8 16V			04.88	07.92						



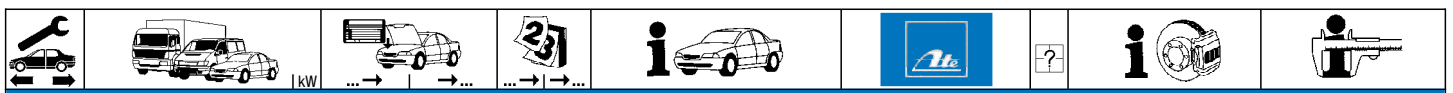


VOLKSWAGEN PASSAT (88-93)

	2.0 2.0 16V 2.0 Syncro			03.90 08.88 10.90	10.93 10.93 10.93	13.0460-2957.2	602957			20168 16,0 /S	LUC
	1.6 1.6 TD 1.8 1.8 1.9 D 1.9 TD	55 66		04.88 08.88 04.88 04.88 05.89 03.91	10.93 10.93 10.93 10.93 10.93 10.93	24.0113-0178.1 24.0313-0178.1	413178 513178			256 12,9 11,0 +S +B 256 12,9 11,0 +S +B PD	
	1.8 1.8 16V 2.0 2.0 16V 2.0 Syncro 1.8 Syncro G60 2.8 VR6	79 82	31-N-255990	04.88 04.88 03.90 08.88 10.90 08.88 10.93	07.90 07.92 10.93 10.93 10.93 10.93 10.93	24.0120-0128.1 24.0320-0128.1	420128 520128			256 20,0 18,0 V L +S +B 256 20,0 18,0 V L +S +B PD	
	1.6 1.6 TD 1.8 1.8 16V 1.8 Syncro G60 1.9 D 1.9 TD 2.0 2.0 16V 2.0 Syncro 2.8 VR6			04.88 08.88 04.88 04.88 09.89 05.89 03.91 03.90 04.88 10.90 06.91	10.93 10.93 10.93 07.92 10.93 10.93 10.93 10.93 10.93 10.93 10.93	24.0711-1313.3	360016	2		Radsensor L=1130	
	1.8 1.8 1.8 16V 1.8 Syncro G60 2.0 2.0 2.0 16V 2.0 16V 2.0 Syncro 2.8 VR6 2.8 VR6	79 82		04.88 04.88 04.88 08.88 03.90 03.90 08.88 08.88 10.90 06.91 06.91	07.90 07.90 07.92 08.88 03.90 03.90 08.88 08.88 10.90 06.91 06.91	13.0460-2937.2 13.0460-0419.2	602937 610419			20961 15,2 /Zub/S Einbausatz	LUC LUC
	1.8 Syncro G60 2.0 2.0 2.0 16V 2.0 16V 2.0 Syncro 2.8 VR6 2.8 VR6		31-P-080001 31-PE080001 31-PB080001 31-PE080001 31-PB080001 31-P-080001 31-PE080001 31-PB080001	10.93 10.93 10.93 10.93 10.93 10.93 10.93 10.93		13.0460-2984.2 13.0460-0072.2	602984 610072			20961 17,2 /Zub/S Einbausatz	LUC LUC
	1.8 1.8 1.8 16V 2.0 2.0 16V	79 82		04.88 04.88 04.88 03.90 08.88	07.90 07.90 07.92 10.93 10.93	24.0110-0111.1 24.0110-0275.2	410111 410275		ohne Sensorring ¹⁾ mit Sensorring ²⁾	226 10,0 8,0 +B 226 10,0 8,0	
	1.8 Syncro G60 2.0 Syncro 2.8 VR6			08.88 10.90 06.91	10.93 10.93 10.93	24.0110-0151.1 24.0110-0203.1 24.0110-0276.2	410151 410203 410276			239 10,0 8,0 +S +B 226 10,0 8,0 226 10,0 8,0	
	1.6 1.6 TD 1.8 1.8 16V 1.9 D 1.9 TD 2.0 2.0 16V 2.8 VR6			04.88 08.88 04.88 04.88 05.89 03.91 03.90 04.88 06.91	10.93 10.93 10.93 07.92 10.93 10.93 10.93 10.93 10.93	24.0721-1925.1	360039	2		Radsensor L=1220	
	1.8 Syncro G60 2.0 Syncro		31-M-367757 31-M-367757	09.89 10.90		24.0711-1135.3	360003	2		Radsensor L=1060	
	1.6 Limousine		31-L-085000	04.88		03.0137-0268.2 03.0137-9168.2	650268 669168			200 x 40 HEB Einbausatz	VW VW
	1.6 Limousine 1.6 TD 1.6 Variant 1.8 1.8 1.9 D		31-L-085001	08.88 04.88 04.88 04.88 04.88 05.89		03.0137-0264.2 03.0137-9164.2	650264 669164			230 x 40 HEB Einbausatz	VW VW
	1.6 Limousine 1.6 TD 1.6 Variant 1.8 1.8 1.9 D 1.9 TD	55 66	31-M-280001 31-M-280001 31-M-280001 31-M-280001 31-M-280001 31-M-280001	10.93 10.93 10.93 10.93 10.93 10.93 03.91		03.0137-0264.2 03.0137-9149.2	650264 669149			230 x 40 HEB Einbausatz	VW VW

¹⁾ without sensor ring / senza sensori / sans secours ABS / sin anillo sensor ABS

²⁾ with sensor ring / con sensori / avec secours ABS / con anillo sensor ABS



VOLKSWAGEN PASSAT (88-93)

	1.6 Limousine		31-L-085000	04.88		24.0220-0018.1	480019	ohne Sensorring ¹⁾	200/201,5 x 50,5 - Lager
	1.6 Limousine		31-L-085001		10.93	24.0223-0012.1	480042	ohne Sensorring ¹⁾	230/231,5 x 51,5
	1.6 TD			08.88	10.93				
	1.8	55		04.88	10.93				
	1.8	66		04.88	10.93				
	1.9 D			05.89	10.93				
	1.9 TD			03.91	10.93				
	1.6 Limousine		31-L-085000	04.88		03.0420-4219.3	684219		19,05/200x40 Kit
	1.6 Limousine		31-L-085001			03.0520-4219.3	694219		19,05/200x40 TopKit
	1.6 TD		31-M-280000	08.88		03.0520-6120.3	696120		20,64/230x40 TopKit
	1.6 Variant		31-M-280000	04.88					
	1.8	55	31-M-280000	04.88					
	1.8	66	31-M-280000	04.88					
	1.9 D		31-M-280000	05.89					
	1.6 Limousine		31-M-280001		10.93	03.0520-6120.3	696120		20,64/230x40 TopKit
	1.6 TD		31-M-280001		10.93				
	1.6 Variant		31-M-280001		10.93				
	1.8	55	31-M-280001		10.93				
	1.8	66	31-M-280001		10.93				
	1.9 D		31-M-280001		10.93				
	1.9 TD			03.91	10.93				

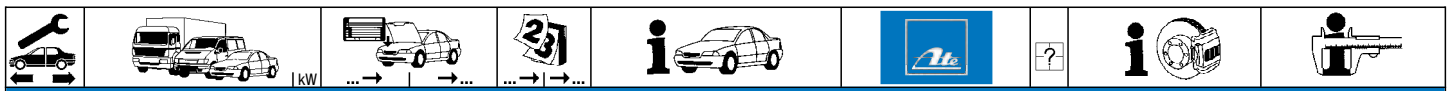
VOLKSWAGEN PASSAT (94-96)

	1.6		3A-T-130756	10.94		13.0460-2958.2	602958		20168 19,3 /S	LUC
	1.8			10.93	12.96					
	1.9 TD	55		10.93	12.96					
	1.9 TDI	66	3A-S-300000	10.93						
	1.9 TDI	81		03.96	12.96					
	1.6		3A-T-130757		12.96	13.0460-2957.2	602957		20168 16,0 /S	LUC
	1.9 TDI	66	3A-T-000001		12.96					
	2.0			10.93	12.96					
	2.0 Syncro			01.94	12.96					
	2.0 16V			01.94	12.96	13.0460-7081.2	607081		21911 20,3 +	ATE
	2.8 VR6			10.93	12.96	13.0470-7081.2	LD7081		21911 20,3 +	ATE
	2.9 VR6 Syncro			10.94	12.96					
	1.6		3A-T-130756	10.94	12.96	24.0113-0178.1	413178		256 12,9 11,0 +S +B	
	1.8			10.93	12.96	24.0313-0178.1	513178		256 12,9 11,0 +S +B PD	
	1.9 TD	55		10.93	12.96					
	1.9 TDI	66	3A-S-300000	10.93						
	1.6		3A-T-130757		12.96	24.0120-0128.1	420128		256 20,0 18,0 V L +S +B	
	1.9 TDI	66	3A-T-000001		12.96	24.0320-0128.1	520128		256 20,0 18,0 V L +S +B PD	
	2.0			10.93	12.96					
	2.0 Syncro			01.94	12.96					
	1.9 TDI	81		03.96	12.96	24.0122-0100.1	422100		280 22,0 20,0 V L +B	
						24.0322-0100.1	522100		280 22,0 20,0 V L +B PD	
	2.0 16V			01.94	12.96	24.0125-0108.1	425108		288 25,0 23,0 V L +B	
	2.8 VR6			10.93	12.96					
	2.9 VR6 Syncro			10.94	12.96					
	1.6			10.94	12.96	24.0711-1361.3	360022		Radsensor	
	1.8			10.93	12.96	24.0711-1362.3	360023		Radsensor	
	1.9 TD	55		10.93	12.96					
	1.9 TDI			10.93	12.96					
	2.0			10.93	12.96					
	2.0 16V			01.94	12.96					
	2.0 Syncro			01.94	12.96					
	2.8 VR6			10.93	12.96					
	2.9 VR6 Syncro			10.94	12.96					
	1.9 TDI	66	3A-T-000001		12.96	13.0460-2984.2	602984		20961 17,2 /Zub/S	LUC
	1.9 TDI	81		03.96	12.96	13.0460-0072.2	610072		Einbausatz	LUC
	2.0			10.93	12.96					
	2.0 16V			01.94	12.96					
	2.0 Syncro			01.94	12.96					
	2.8 VR6			10.93	12.96					
	2.9 VR6 Syncro			10.94	12.96					
	1.9 TDI	66	3A-T-000001		12.96	24.0110-0111.1	410111	ohne Sensorring ¹⁾	226 10,0 8,0 +B	
	2.0			10.93	12.96	24.0110-0275.2	410275	mit Sensorring ²⁾	226 10,0 8,0	
	1.9 TDI	81		03.96	12.96	24.0110-0203.1	410203		226 10,0 8,0	
	2.0 16V			01.94	12.96	24.0110-0276.2	410276	mit Sensorring ²⁾	226 10,0 8,0	
	2.8 VR6			10.93	12.96					
	2.0 Syncro			01.94	12.96	24.0110-0151.1	410151		239 10,0 8,0 +S +B	
	1.6		3A-S-300000	10.94		24.0721-1925.1	360039		Radsensor L=1220	
	1.8		3A-S-300000	10.93						
	1.9 TD	55	3A-S-300000	10.93						
	1.9 TDI		3A-S-300000	10.93						
	2.0		3A-S-300000	10.93						
	2.0 16V		3A-S-300000	01.94						
	2.8 VR6		3A-S-300000	10.93						
	1.6		3A-T-000001		12.96	24.0721-1193.3	360092		Radsensor L=870	
	1.8		3A-T-000001		12.96					
	1.9 TD	55	3A-T-000001		12.96					
	1.9 TDI		3A-T-000001		12.96					
	2.0		3A-T-000001		12.96					

¹⁾ without sensor ring / senza sensori / sans secours ABS / sin anillo sensor ABS

²⁾ with sensor ring / con sensori / avec secours ABS / con anillo sensor ABS



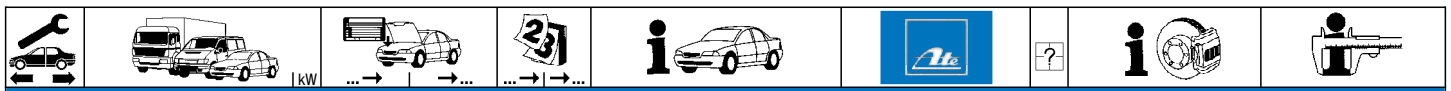


VOLKSWAGEN PASSAT (97-05)

	4.0 W8 4motion			09.01	06.05	PR: 1ZF,1ZG	13.0460-7183.2	607183	- gepanzerte Fahrzeuge ¹⁾	21484	20,5 +WE	ATE
	4.0 W8 4motion			09.01	06.05	PR: 1ZF,1ZG	24.8190-0107.2	620107	- gepanzerte Fahrzeuge ¹⁾			
	1.6	85		10.96	09.00	PR: 1LZ,1ZJ	24.0122-0152.1	422152				280 22,0 20,0 V L +B
	1.8	92		10.96	09.00	+ (M) / + GUS-Staaten ³⁾	24.0322-0152.1	522152				280 22,0 20,0 V L +B PD
	1.8 4motion			10.96	09.00	PR: 1LZ,1ZJ						
	1.9 TDI	66		10.96	09.00	PR: 1LZ,1ZJ						
	1.6		3B-X-124107	10.96		PR: 1LB,1ZC	24.0125-0115.1	425115				283 25,0 23,0 V L +B
	1.8	92	3B-X-124107	10.96		PR: 1LB,1ZC	24.0325-0115.1	525115				283 25,0 23,0 V L +B PD
	1.8 4motion		3B-X-124107	10.96		PR: 1LB,1ZC						
	1.8 T		3B-X-124107	10.96		PR: 1LB,1ZC						
	1.9 TDI	66	3B-X-124107	10.96		PR: 1LB,1ZC						
	1.9 TDI	81	3B-X-124107	10.96		PR: 1LB,1ZC						
	1.9 TDI	85	3B-X-124107	08.98		PR: 1LB,1ZC						
	1.9 TDI 4motion		3B-X-124107	10.96		PR: 1LB,1ZC						
	2.3		3B-X-124107	10.96		PR: 1LB,1ZC						
	2.3 4motion		3B-X-124107	06.97		PR: 1LB,1ZC						
	2.8	132	3B-X-124107	01.97		+ (M) / + GUS-Staaten ³⁾						
	2.8	142	3B-X-124107	08.96		PR: 1LB,1ZC						
	2.8 4motion		3B-X-124107	10.96		PR: 1LB,1ZC						
	1.6		3B-X-124108		06.05	PR: 1LB,1LE,1ZC	24.0125-0171.1	425171				288 25,0 23,0 V L +B
	1.8	92	3B-X-124108		06.05	PR: 1LB,1LE,1ZC	24.0325-0171.1	525171				288 25,0 23,0 V L +B PD
	1.8 4motion		3B-X-124108		06.05	PR: 1LB,1LE,1ZC						
	1.8 T		3B-X-124108		06.05	PR: 1LB,1LE,1ZC						
	1.9 TDI	66	3B-X-124108		06.05	PR: 1LB,1LE,1ZC						
	1.9 TDI	74		10.00	06.05	PR: 1LB,1LE,1ZC						
	1.9 TDI	81	3B-X-124108		06.05	PR: 1LB,1LE,1ZC						
	1.9 TDI	85	3B-X-124108		06.05	PR: 1LB,1LE,1ZC						
	1.9 TDI	96		10.00	06.05	PR: 1LB,1LE,1ZC						
	1.9 TDI 4motion		3B-X-124108		06.05	PR: 1LB,1LE,1ZC						
	1.9 TDI 4motion	96		10.00	06.05	PR: 1LB,1LE,1ZC						
	2.0	85		10.00	06.05	PR: 1LB,1LE,1ZC						
	2.0	96		05.02	06.05	PR: 1LB,1LE,1ZC						
	2.0 4motion	85		10.00	06.05	PR: 1LB,1LE,1ZC						
	2.0 TDI	100		12.03	06.05	PR: 1LB,1LE,1ZC						
	2.3		3B-X-124108		09.00	PR: 1LB,1LE,1ZC						
	2.3 4motion		3B-X-124108		09.00	PR: 1LB,1LE,1ZC						
	2.5 TDI			08.98	09.00	PR: 1LB,1LE,1ZC						
	2.5 TDI 4motion			08.98	09.00	PR: 1LB,1LE,1ZC						
	2.8	132	3B-X-124108		06.05	+ (M) / + GUS-Staaten ³⁾	24.0125-0171.1	425171				288 25,0 23,0 V L +B
	2.8	142	3B-X-124108		09.00	PR: 1LB,1LE,1ZC						
	2.8 4motion		3B-X-124108		09.00	PR: 1LB,1LE,1ZC						
	2.0 TDI	100		12.03	06.05	PR: 1LT	24.0125-0172.1	425172				312 25,0 23,0 V L +B
	2.5 TDI			10.00	06.05	PR: 1LT	24.0325-0172.1	525172				312 25,0 23,0 V L +B PD
	2.5 TDI 4motion			10.00	06.05	PR: 1LT						
	2.3			10.00	06.05	PR: 1LT	24.0125-0172.1	425172				312 25,0 23,0 V L +B
	2.3 4motion			10.00	06.05	PR: 1LT						
	2.8	142		10.00	06.05	PR: 1LT						
	2.8 4motion			10.00	06.05	PR: 1LT						
	1.8 4motion			10.96	04.97		24.0711-1361.3	360022				Radsensor
	1.9 TDI 4motion			10.96	04.97		24.0711-1362.3	360023				Radsensor
	2.8 4motion			10.96	04.97							
	1.6			10.96	06.05	PR: 1KD,1KE,1KF,1KW	13.0460-2820.2	602820				20961 17,2 /S
	1.8	85		01.97	09.00	+ (M) / + GUS-Staaten ³⁾	13.0470-2820.2	LD2820				20961 17,2 /S
	1.8	92		10.96	09.00	PR: 1KD,1KE,1KF,1KW	13.0460-0072.2	610072				Einbausatz
	1.8 4motion			10.96	09.00	PR: 1KD,1KE,1KF,1KW						
	1.8 T			10.96	06.05	PR: 1KD,1KE,1KF,1KW						
	1.9 TDI	66		10.96	09.00	PR: 1KD,1KE,1KF,1KW						
	1.9 TDI	74		10.00	06.05	PR: 1KD,1KE,1KF,1KW						
	1.9 TDI	81		10.96	06.05	PR: 1KD,1KE,1KF,1KW						
	1.9 TDI	85		08.98	06.05	PR: 1KD,1KE,1KF,1KW						
	1.9 TDI	96		10.00	06.05	PR: 1KD,1KE,1KF,1KW						
	1.9 TDI 4motion			10.96	06.05	PR: 1KD,1KE,1KF,1KW						
	1.9 TDI 4motion	96		10.00	06.05	PR: 1KD,1KE,1KF,1KW						
	2.0	85		10.00	06.05	PR: 1KD,1KE,1KF,1KW						
	2.0	96		05.02	06.05	PR: 1KD,1KE,1KF,1KW						
	2.0 4motion	85		10.00	06.05	PR: 1KD,1KE,1KF,1KW						
	2.0 TDI	100		12.03	06.05	PR: 1KD,1KE,1KF,1KW						
	2.3			10.96	06.05	PR: 1KD,1KE,1KF,1KW						
	2.3 4motion			06.97	06.05	PR: 1KD,1KE,1KF,1KW						
	2.5 TDI			08.98	06.05	PR: 1KD,1KE,1KF,1KW						
	2.5 TDI 4motion			08.98	06.05	PR: 1KD,1KE,1KF,1KW						
	2.8	132		01.97	06.05	+ (M) / + GUS-Staaten ³⁾						
	2.8	142		08.96	06.05	PR: 1KD,1KE,1KF,1KW						
	2.8 4motion			10.96	06.05	PR: 1KD,1KE,1KF,1KW						
	4.0 W8 4motion			09.01	06.05	PR: 1KD,1KE,1KF,1KW						
	1.6			10.96	06.05	PR: 1KD,1KE,1KF,1KW	24.0110-0201.1	410201				245 10,0 8,0 +B
	1.8	85		01.97	09.00	+ (M) / + GUS-Staaten ³⁾	24.0310-0201.1	510201				245 10,0 8,0 +B PD
	1.8	92		10.96	09.00	PR: 1KD,1KE,1KF,1KW						
	1.8 T			10.96	06.05	PR: 1KD,1KE,1KF,1KW						
	1.9 TDI	66		10.96	09.00	PR: 1KD,1KE,1KF,1KW						
	1.9 TDI	74		10.00	06.05	PR: 1KD,1KE,1KF,1KW						
	1.9 TDI	81		10.96	06.05	PR: 1KD,1KE,1KF,1KW						
	1.9 TDI	85		08.98	06.05	PR: 1KD,1KE,1KF,1KW						
	1.9 TDI	96		10.00	06.05	PR: 1KD,1KE,1KF,1KW						

1) - armoured vehicles / - veicoli blindati / - véhicule blindé / - vehículo blindado
 2) + armoured vehicles / + veicoli blindati / + véhicule blindé / + vehículo blindado
 3) + (M) / + GUS States / + (M) / + Stati del GUS / + (M) / + Etats de la CEI / + (M) / + estados del GUS





VOLKSWAGEN PASSAT (97-05)

	2.0	85	10.00	06.05	PR: 1KD,1KE,1KF,1KW	24.0110-0201.1	410201	245 10,0 8,0 +B 245 10,0 8,0 +B PD	
	2.0	96	05.02	06.05	PR: 1KD,1KE,1KF,1KW	24.0310-0201.1	510201		
	2.0 TDI	100	12.03	06.05	PR: 1KD,1KE,1KF,1KW				
	2.3		10.96	06.05	PR: 1KD,1KE,1KF,1KW				
	2.5 TDI		08.98	06.05	PR: 1KD,1KE,1KF,1KW				
	2.8	132	01.97	06.05	+ (M) / + GUS-Staaten ¹⁾				
	2.8	142	08.96	06.05	PR: 1KD,1KE,1KF,1KW				
	1.8 4motion		10.00	06.05	PR: 1KD,1KF	24.0110-0224.1	410224		245 10,0 8,0 +B 245 10,0 8,0 +B PD
	1.9 TDI 4motion		10.00	06.05	PR: 1KD,1KF	24.0310-0224.1	510224		
	1.9 TDI 4motion	96	10.00	06.05	PR: 1KD,1KF				
	2.0 4motion	85	10.00	06.05	PR: 1KD,1KF				
	2.3 4motion		10.00	06.05	PR: 1KD,1KF				
2.5 TDI 4motion		10.00	06.05	PR: 1KD,1KF					
2.8 4motion		10.00	06.05	PR: 1KD,1KF					
4.0 W8 4motion		09.01	06.05	PR: 1KD,1KF					
1.8 4motion		10.00	06.05	PR: 1KE	24.0122-0221.1	422221	256 22,0 20,0 V L +B		
1.9 TDI 4motion		10.00	06.05	PR: 1KE					
1.9 TDI 4motion	96	10.00	06.05	PR: 1KE					
2.0 4motion	85	10.00	06.05	PR: 1KE					
2.3 4motion		10.00	06.05	PR: 1KE					
2.5 TDI 4motion		10.00	06.05	PR: 1KE					
2.8 4motion		10.00	06.05	PR: 1KE					
4.0 W8 4motion		09.01	06.05	PR: 1KE					
1.8 4motion		10.00	06.05	PR: 1KW	24.0122-0222.1	422222	269 22,0 20,0 V L +B		
1.9 TDI 4motion		10.00	06.05	PR: 1KW					
1.9 TDI 4motion	96	10.00	06.05	PR: 1KW					
2.0 4motion	85	10.00	06.05	PR: 1KW					
2.3 4motion		10.00	06.05	PR: 1KW					
2.5 TDI 4motion		10.00	06.05	PR: 1KW					
2.8 4motion		10.00	06.05	PR: 1KW					
4.0 W8 4motion		09.01	06.05	PR: 1KW					

VOLKSWAGEN PASSAT Limousine (05-10)

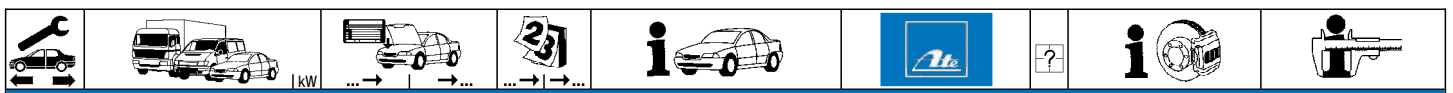
	1.4 TSI		10.07	07.10	PR: 1LJ,1LH,1ZG,1ZM	13.0460-7184.2	607184	23587 20,6 +/WK 23587 20,6 +/WK	ATE ATE
	1.6	75	03.05	07.10	PR: 1LJ,1LH,1ZG,1ZM	13.0470-7184.2	LD7184		
	1.6 FSI	85	03.05	07.10	PR: 1LJ,1LH,1ZG,1ZM				
	1.6 TDI	77	08.09	07.10	PR: 1LJ,1LH,1ZG,1ZM				
	1.8 TSI	112	11.09	07.10	PR: 1LJ,1LH,1ZG,1ZM				
	1.8 TSI	118	10.07	07.10	PR: 1LJ,1LH,1ZG,1ZM				
	1.9 TDI	77	03.05	07.10	PR: 1LJ,1LH,1ZG,1ZM				
	2.0 FSI	110	03.05	07.10	PR: 1LJ,1LH,1ZG,1ZM				
	2.0 FSI 4motion	110	03.05	07.10	PR: 1LJ,1LH,1ZG,1ZM				
	2.0 TDI		03.05	07.10	PR: 1LJ,1LH,1ZG,1ZM				
	2.0 TDI	120	08.05	07.10	PR: 1LJ,1LH,1ZG,1ZM				
	2.0 TDI	125	08.05	07.10	PR: 1LJ,1LH,1ZG,1ZM				
	2.0 TDI 16V	103	03.05	07.10	PR: 1LJ,1LH,1ZG,1ZM				
	2.0 TDI 4motion	103	03.05	07.10	PR: 1LJ,1LH,1ZG,1ZM				
	2.0 TDI 4motion	125	05.09	07.10	PR: 1LJ,1LH,1ZG,1ZM				
	2.0 TFSI	147	03.05	07.10	PR: 1LJ,1LH,1ZG,1ZM				
	3.2 V6 FSI	184	11.05	07.10	PR: 1LJ,1LH,1ZG,1ZM				
	3.2 V6 FSI 4motion	184	09.05	07.10	PR: 1LJ,1LH,1ZG,1ZM				
	3.6 R36	220	04.07	07.10	PR: 1LJ,1LH,1ZG,1ZM				
	1.4 TSI		10.07	07.10	PR: 1LK,1LM	13.0460-7200.2	607200		
1.6	75	03.05	07.10	PR: 1LK,1LM	13.0470-7200.2	LD7200			
1.6 FSI	85	03.05	07.10	PR: 1LK,1LM					
1.6 TDI	77	08.09	07.10	PR: 1LK,1LM					
1.8 TSI	112	11.09	07.10	PR: 1LK,1LM					
1.8 TSI	118	10.07	07.10	PR: 1LK,1LM					
1.9 TDI	77	03.05	07.10	PR: 1LK,1LM					
2.0 FSI	110	03.05	07.10	PR: 1LK,1LM					
2.0 FSI 4motion	110	03.05	07.10	PR: 1LK,1LM					
2.0 TDI		03.05	07.10	PR: 1LK,1LM					
2.0 TDI	120	08.05	07.10	PR: 1LK,1LM					
2.0 TDI	125	08.05	07.10	PR: 1LK,1LM					
2.0 TDI 16V	103	03.05	07.10	PR: 1LK,1LM					
2.0 TDI 4motion	103	03.05	07.10	PR: 1LK,1LM					
2.0 TDI 4motion	125	05.09	07.10	PR: 1LK,1LM					
2.0 TFSI	147	03.05	07.10	PR: 1LK,1LM					
3.2 V6 FSI	184	11.05	07.10	PR: 1LK,1LM					
3.2 V6 FSI 4motion	184	09.05	07.10	PR: 1LK,1LM					
3.6 R36	220	04.07	07.10	PR: 1LK,1LM					
	1.4 TSI		10.07	07.10	PR: 1LJ,1LH,1ZG,1ZM	24.0125-0158.1	425158	312 25,0 22,0 V L +S +B 312 25,0 22,0 V L +S +B PD	
	1.6	75	03.05	07.10	PR: 1LJ,1LH,1ZG,1ZM	24.0325-0158.1	525158		
	1.6 FSI	85	03.05	07.10	PR: 1LJ,1LH,1ZG,1ZM				
	1.6 TDI	77	08.09	07.10	PR: 1LJ,1LH,1ZG,1ZM				
	1.8 TSI	112	11.09	07.10	PR: 1LJ,1LH,1ZG,1ZM				
	1.8 TSI	118	10.07	07.10	PR: 1LJ,1LH,1ZG,1ZM				
	1.9 TDI	77	03.05	07.10	PR: 1LJ,1LH,1ZG,1ZM				
	2.0 FSI	110	03.05	07.10	PR: 1LJ,1LH,1ZG,1ZM				
	2.0 FSI 4motion	110	03.05	07.10	PR: 1LJ,1LH,1ZG,1ZM				
	2.0 TDI		03.05	07.10	PR: 1LJ,1LH,1ZG,1ZM				
	2.0 TDI	120	08.05	07.10	PR: 1LJ,1LH,1ZG,1ZM				
	2.0 TDI	125	08.05	07.10	PR: 1LJ,1LH,1ZG,1ZM				
2.0 TDI 16V	103	03.05	07.10	PR: 1LJ,1LH,1ZG,1ZM					

¹⁾ + (M) / + GUS States / + (M) / + Stati del GUS / + (M) / + Etats de la CEI / + (M) / + estados del GUS



VOLKSWAGEN PASSAT Limousine (05-10)									
	2.0 TDI 4motion	103	03.05	07.10	PR: 1LJ,1LH,1ZG,1ZM	24.0125-0158.1	425158		312 25,0 22,0 V L +S +B
	2.0 TDI 4motion	125	05.09	07.10	PR: 1LJ,1LH,1ZG,1ZM	24.0325-0158.1	525158		312 25,0 22,0 V L +S +B PD
	2.0 TFSI	147	03.05	07.10	PR: 1LJ,1LH,1ZG,1ZM				
	3.2 V6 FSI	184	11.05	07.10	PR: 1LJ,1LH,1ZG,1ZM				
	3.2 V6 FSI 4motion	184	09.05	07.10	PR: 1LJ,1LH,1ZG,1ZM				
	3.6 R36	220	04.07	07.10	PR: 1LJ,1LH,1ZG,1ZM				
	1.4 TSI		10.07	07.10	PR: 1LK,1LM	24.0130-0115.1	430115		345 30,0 27,0 V L +B
	1.6	75	03.05	07.10	PR: 1LK,1LM	24.0330-0115.1	530115		345 30,0 27,0 V L +B PD
	1.6 FSI	85	03.05	07.10	PR: 1LK,1LM				
	1.6 TDI	77	08.09	07.10	PR: 1LK,1LM				
	1.8 TSI	112	11.09	07.10	PR: 1LK,1LM				
	1.8 TSI	118	10.07	07.10	PR: 1LK,1LM				
	1.9 TDI	77	03.05	07.10	PR: 1LK,1LM				
	2.0 FSI	110	03.05	07.10	PR: 1LK,1LM				
	2.0 FSI 4motion	110	03.05	07.10	PR: 1LK,1LM				
	2.0 TDI		03.05	07.10	PR: 1LK,1LM				
	2.0 TDI	120	03.05	07.10	PR: 1LK,1LM				
	2.0 TDI	125	08.05	07.10	PR: 1LK,1LM				
	2.0 TDI 16V	103	08.05	07.10	PR: 1LK,1LM				
2.0 TDI 4motion	103	03.05	07.10	PR: 1LK,1LM					
2.0 TDI 4motion	125	05.09	07.10	PR: 1LK,1LM					
2.0 TFSI	147	03.05	07.10	PR: 1LK,1LM					
3.2 V6 FSI	184	11.05	07.10	PR: 1LK,1LM					
3.2 V6 FSI 4motion	184	09.05	07.10	PR: 1LK,1LM					
3.6 R36	220	04.07	07.10	PR: 1LK,1LM					
	1.4 TSI		10.07	07.10		24.0711-5271.3	360301		Radsensor
	1.6	75	03.05	07.10		24.0711-5272.3	360302		Radsensor
	1.6 FSI	85	03.05	07.10					
	1.6 TDI	77	08.09	07.10					
	1.8 TSI	112	11.09	07.10					
	1.8 TSI	118	10.07	07.10					
	1.9 TDI	77	03.05	07.10					
	2.0 FSI	110	03.05	07.10					
	2.0 FSI 4motion	110	03.05	07.10					
	2.0 TDI		03.05	07.10					
	2.0 TDI	120	08.05	07.10					
	2.0 TDI	125	08.05	07.10					
	2.0 TDI 16V	103	03.05	07.10					
	2.0 TDI 4motion	103	03.05	07.10					
	2.0 TDI 4motion	125	05.09	07.10					
	2.0 TFSI	147	03.05	07.10					
	3.2 V6 FSI	184	11.05	07.10					
	3.2 V6 FSI 4motion	184	09.05	07.10					
	3.6 R36	220	04.07	07.10					
	1.4 TSI		10.07	07.10	PR: 1KU,1KW	13.0460-2880.2	602880	elektrische Feststellbremse ¹⁾	23914 17,1 /WE/Zub/S LUC
	1.6	75	03.05	07.10	PR: 1KU,1KW	13.0470-2880.2	LD2880	elektrische Feststellbremse ¹⁾	23914 17,1 /WE/Zub/S LUC
	1.6 FSI	85	03.05	07.10	PR: 1KU,1KW	13.0460-2749.2	602749	elektrische Feststellbremse ¹⁾	24483 16,9 /Zub/S LUC
	1.6 TDI	77	08.09	07.10	PR: 1KU,1KW	13.0460-0259.2	610259		Einbausatz
	1.8 TSI	112	11.09	07.10	PR: 1KU,1KW				
	1.8 TSI	118	10.07	07.10	PR: 1KU,1KW				
	1.9 TDI	77	03.05	07.10	PR: 1KU,1KW				
	2.0 FSI	110	03.05	07.10	PR: 1KU,1KW				
	2.0 FSI 4motion	110	03.05	07.10	PR: 1KU,1KW				
	2.0 TDI		03.05	07.10	PR: 1KU,1KW				
	2.0 TDI	120	08.05	07.10	PR: 1KU,1KW				
	2.0 TDI	125	08.05	07.10	PR: 1KU,1KW				
	2.0 TDI 16V	103	03.05	07.10	PR: 1KU,1KW				
	2.0 TDI 4motion	103	03.05	07.10	PR: 1KU,1KW				
	2.0 TDI 4motion	125	05.09	07.10	PR: 1KU,1KW				
	2.0 TFSI	147	03.05	07.10	PR: 1KU,1KW				
	3.2 V6 FSI	184	11.05	07.10	PR: 1KU,1KW				
	3.2 V6 FSI 4motion	184	09.05	07.10	PR: 1KU,1KW				
	3.6 R36	220	04.07	07.10	PR: 1KU,1KW				
	1.4 TSI		10.07	07.10	PR: 2EA,2EL	13.0460-2887.2	602887	elektrische Feststellbremse ¹⁾	23914 17,1 /WE/Zub/S LUC
	1.6	75	03.05	07.10	PR: 2EA,2EL	13.0470-2887.2	LD2887	elektrische Feststellbremse ¹⁾	23914 17,1 /WE/Zub/S LUC
	1.6 FSI	85	03.05	07.10	PR: 2EA,2EL	13.0460-0035.2	610035		Einbausatz
	1.6 TDI	77	08.09	07.10	PR: 2EA,2EL				
	1.8 TSI	112	11.09	07.10	PR: 2EA,2EL				
	1.8 TSI	118	10.07	07.10	PR: 2EA,2EL				
	1.9 TDI	77	03.05	07.10	PR: 2EA,2EL				
	2.0 FSI	110	03.05	07.10	PR: 2EA,2EL				
	2.0 FSI 4motion	110	03.05	07.10	PR: 2EA,2EL				
	2.0 TDI		03.05	07.10	PR: 2EA,2EL				
	2.0 TDI	120	08.05	07.10	PR: 2EA,2EL				
	2.0 TDI	125	08.05	07.10	PR: 2EA,2EL				
	2.0 TDI 16V	103	03.05	07.10	PR: 2EA,2EL				
	2.0 TDI 4motion	103	03.05	07.10	PR: 2EA,2EL				
	2.0 TDI 4motion	125	05.09	07.10	PR: 2EA,2EL				
	2.0 TFSI	147	03.05	07.10	PR: 2EA,2EL				
	3.2 V6 FSI	184	11.05	07.10	PR: 2EA,2EL				
	3.2 V6 FSI 4motion	184	09.05	07.10	PR: 2EA,2EL				
	3.6 R36	220	04.07	07.10	PR: 2EA,2EL				

¹⁾ electric parking brake / fr.di stazionamento elettrico / frein à main électrique / freno de mano eléctrico








VOLKSWAGEN PASSAT Limousine (05-10)

	1.4 TSI		10.07	07.10	PR: 1KU,1KW	24.0112-0169.1	412169		elektrische Feststellbremse ¹⁾	282 12,0 10,0 +S +B
	1.6	75	03.05	07.10	PR: 1KU,1KW					
	1.6 FSI	85	03.05	07.10	PR: 1KU,1KW					
	1.6 TDI	77	08.09	07.10	PR: 1KU,1KW					
	1.8 TSI	112	11.09	07.10	PR: 1KU,1KW					
	1.8 TSI	118	10.07	07.10	PR: 1KU,1KW					
	1.9 TDI	77	03.05	07.10	PR: 1KU,1KW					
	2.0 FSI	110	03.05	07.10	PR: 1KU,1KW					
	2.0 FSI 4motion	110	03.05	07.10	PR: 1KU,1KW					
	2.0 TDI		03.05	07.10	PR: 1KU,1KW					
	2.0 TDI		03.05	07.10	PR: 1KU,1KW					
	2.0 TDI	120	08.05	07.10	PR: 1KU,1KW					
	2.0 TDI	125	08.05	07.10	PR: 1KU,1KW					
	2.0 TDI 16V	103	03.05	07.10	PR: 1KU,1KW					
	2.0 TDI 4motion	103	03.05	07.10	PR: 1KU,1KW					
	2.0 TDI 4motion	125	05.09	07.10	PR: 1KU,1KW					
	2.0 TFSI	147	03.05	07.10	PR: 1KU,1KW					
	3.2 V6 FSI	184	11.05	07.10	PR: 1KU,1KW					
	3.2 V6 FSI 4motion	184	09.05	07.10	PR: 1KU,1KW					
	3.6 R36	220	04.07	07.10	PR: 1KU,1KW					
	1.4 TSI		10.07	07.10	PR: 2EA,2EL	24.0122-0219.1	422219		elektrische Feststellbremse ¹⁾	310 22,0 20,0 V L +B
	1.6	75	03.05	07.10	PR: 2EA,2EL					
	1.6 FSI	85	03.05	07.10	PR: 2EA,2EL					
	1.6 TDI	77	08.09	07.10	PR: 2EA,2EL					
	1.8 TSI	112	11.09	07.10	PR: 2EA,2EL					
	1.8 TSI	118	10.07	07.10	PR: 2EA,2EL					
	1.9 TDI	77	03.05	07.10	PR: 2EA,2EL					
	2.0 FSI	110	03.05	07.10	PR: 2EA,2EL					
	2.0 FSI 4motion	110	03.05	07.10	PR: 2EA,2EL					
	2.0 TDI		03.05	07.10	PR: 2EA,2EL					
	2.0 TDI	120	08.05	07.10	PR: 2EA,2EL					
	2.0 TDI	125	08.05	07.10	PR: 2EA,2EL					
	2.0 TDI 16V	103	03.05	07.10	PR: 2EA,2EL					
	2.0 TDI 4motion	103	03.05	07.10	PR: 2EA,2EL					
	2.0 TDI 4motion	125	05.09	07.10	PR: 2EA,2EL					
	2.0 TFSI	147	03.05	07.10	PR: 2EA,2EL					
	3.2 V6 FSI	184	11.05	07.10	PR: 2EA,2EL					
	3.2 V6 FSI 4motion	184	09.05	07.10	PR: 2EA,2EL					
	3.6 R36	220	04.07	07.10	PR: 2EA,2EL					
		1.4 TSI		10.07	07.10					
1.6		75	03.05	07.10						
1.6 FSI		85	03.05	07.10						
1.6 TDI		77	08.09	07.10						
1.8 TSI		112	11.09	07.10						
1.8 TSI		118	10.07	07.10						
1.9 TDI		77	03.05	07.10						
2.0 FSI		110	03.05	07.10						
2.0 TDI			03.05	07.10						
2.0 TDI			03.05	07.10						
2.0 TDI		120	08.05	07.10						
2.0 TDI		125	08.05	07.10						
2.0 TDI 16V		103	03.05	07.10						
2.0 TFSI		147	03.05	07.10						
3.2 V6 FSI	184	11.05	07.10							
	2.0 FSI 4motion	110	03.05	07.10		24.0711-5271.3	360301			Radsensor
	2.0 TDI 4motion	103	03.05	07.10						
	2.0 TDI 4motion	125	05.09	07.10						
	3.2 V6 FSI 4motion	184	09.05	07.10						
	3.6 R36	220	04.07	07.10						






VOLKSWAGEN PASSAT Variant (05-10)

	1.4 TSI	90	10.07	07.10	PR: 1LJ,1LH,1ZG,1ZM	13.0460-7184.2	607184			23587 20,6 +/WK	ATE
	1.6	75	07.05	07.10	PR: 1LJ,1LH,1ZG,1ZM						
	1.6 FSI	85	07.05	07.10	PR: 1LJ,1LH,1ZG,1ZM						
	1.6 TDI	77	08.09	07.10	PR: 1LJ,1LH,1ZG,1ZM						
	1.8 TSI	112	11.09	07.10	PR: 1LJ,1LH,1ZG,1ZM						
	1.8 TSI	118	10.07	07.10	PR: 1LJ,1LH,1ZG,1ZM						
	1.9 TDI	77	07.05	07.10	PR: 1LJ,1LH,1ZG,1ZM						
	2.0 FSI	110	07.05	07.10	PR: 1LJ,1LH,1ZG,1ZM						
	2.0 FSI 4motion	110	09.05	07.10	PR: 1LJ,1LH,1ZG,1ZM						
	2.0 TDI		07.05	07.10	PR: 1LJ,1LH,1ZG,1ZM						
	2.0 TDI		11.05	07.10	PR: 1LJ,1LH,1ZG,1ZM						
	2.0 TDI	90	07.05	07.10	PR: 1LJ,1LH,1ZG,1ZM						
	2.0 TDI	100	07.05	07.10	PR: 1LJ,1LH,1ZG,1ZM						
	2.0 TDI	125	07.05	07.10	PR: 1LJ,1LH,1ZG,1ZM						
	2.0 TDI 16V	103	08.05	07.10	PR: 1LJ,1LH,1ZG,1ZM						
	2.0 TDI 4motion	103	09.05	07.10	PR: 1LJ,1LH,1ZG,1ZM						
	2.0 TDI 4motion	125	05.09	07.10	PR: 1LJ,1LH,1ZG,1ZM						
	2.0 TFSI	147	07.05	07.10	PR: 1LJ,1LH,1ZG,1ZM						
	3.2 V6 FSI	184	11.05	07.10	PR: 1LJ,1LH,1ZG,1ZM						
	3.2 V6 FSI 4motion	184	11.05	07.10	PR: 1LJ,1LH,1ZG,1ZM						
3.6 R36	220	04.07	07.10	PR: 1LJ,1LH,1ZG,1ZM							
	1.4 TSI	90	10.07	07.10	PR: 1LK,1LM	13.0460-7200.2	607200			23801 20,3 +/WK	ATE
	1.6	75	07.05	07.10	PR: 1LK,1LM						
	1.6 FSI	85	07.05	07.10	PR: 1LK,1LM						
	1.6 TDI	77	08.09	07.10	PR: 1LK,1LM						


















¹⁾ electric parking brake / fr.di stazionamento elettrico / frein à main électrique / freno de mano eléctrico

VOLKSWAGEN PASSAT Variant (05-10)											
	1.8 TSI 112 1.8 TSI 118 1.9 TDI 77 2.0 FSI 110 2.0 FSI 4motion 110 2.0 TDI 90 2.0 TDI 100 2.0 TDI 125 2.0 TDI 16V 103 2.0 TDI 4motion 103 2.0 TDI 4motion 125 2.0 TFSI 147 3.2 V6 FSI 184 3.2 V6 FSI 4motion 184 3.6 R36 220		11.09 07.10 PR: 1LK,1LM 10.07 07.10 PR: 1LK,1LM 07.05 07.10 PR: 1LK,1LM 07.05 07.10 PR: 1LK,1LM 09.05 07.10 PR: 1LK,1LM 07.05 07.10 PR: 1LK,1LM 11.05 07.10 PR: 1LK,1LM 07.05 07.10 PR: 1LK,1LM 07.05 07.10 PR: 1LK,1LM 07.05 07.10 PR: 1LK,1LM 08.05 07.10 PR: 1LK,1LM 09.05 07.10 PR: 1LK,1LM 05.09 07.10 PR: 1LK,1LM 07.05 07.10 PR: 1LK,1LM 11.05 07.10 PR: 1LK,1LM 04.07 07.10 PR: 1LK,1LM		13.0460-7200.2 607200 13.0470-7200.2 LD7200					23801 20,3 +WK ATE 23801 20,3 +WK ATE	
	1.4 TSI 90 1.6 75 1.6 FSI 85 1.6 TDI 77 1.8 TSI 112 1.8 TSI 118 1.9 TDI 77 2.0 FSI 110 2.0 FSI 4motion 110 2.0 TDI 90 2.0 TDI 100 2.0 TDI 125 2.0 TDI 16V 103 2.0 TDI 4motion 103 2.0 TDI 4motion 125 2.0 TFSI 147 3.2 V6 FSI 184 3.2 V6 FSI 4motion 184 3.6 R36 220		10.07 07.10 PR: 1LJ,1LH,1ZG,1ZM 07.05 07.10 PR: 1LJ,1LH,1ZG,1ZM 07.05 07.10 PR: 1LJ,1LH,1ZG,1ZM 08.09 07.10 PR: 1LJ,1LH,1ZG,1ZM 11.09 07.10 PR: 1LJ,1LH,1ZG,1ZM 10.07 07.10 PR: 1LJ,1LH,1ZG,1ZM 07.05 07.10 PR: 1LJ,1LH,1ZG,1ZM 07.05 07.10 PR: 1LJ,1LH,1ZG,1ZM 11.05 07.10 PR: 1LJ,1LH,1ZG,1ZM 07.05 07.10 PR: 1LJ,1LH,1ZG,1ZM 07.05 07.10 PR: 1LJ,1LH,1ZG,1ZM 08.05 07.10 PR: 1LJ,1LH,1ZG,1ZM 09.05 07.10 PR: 1LJ,1LH,1ZG,1ZM 05.09 07.10 PR: 1LJ,1LH,1ZG,1ZM 07.05 07.10 PR: 1LJ,1LH,1ZG,1ZM 11.05 07.10 PR: 1LJ,1LH,1ZG,1ZM 04.07 07.10 PR: 1LJ,1LH,1ZG,1ZM		24.0125-0158.1 425158 24.0325-0158.1 525158				312 25,0 22,0 V L +S +B 312 25,0 22,0 V L +S +B PD		
	1.4 TSI 90 1.6 75 1.6 FSI 85 1.6 TDI 77 1.8 TSI 112 1.8 TSI 118 1.9 TDI 77 2.0 FSI 110 2.0 FSI 4motion 110 2.0 TDI 90 2.0 TDI 100 2.0 TDI 125 2.0 TDI 16V 103 2.0 TDI 4motion 103 2.0 TDI 4motion 125 2.0 TFSI 147 3.2 V6 FSI 184 3.2 V6 FSI 4motion 184 3.6 R36 220		10.07 07.10 PR: 1LK,1LM 07.05 07.10 PR: 1LK,1LM 07.05 07.10 PR: 1LK,1LM 08.09 07.10 PR: 1LK,1LM 11.09 07.10 PR: 1LK,1LM 10.07 07.10 PR: 1LK,1LM 07.05 07.10 PR: 1LK,1LM 07.05 07.10 PR: 1LK,1LM 11.05 07.10 PR: 1LK,1LM 07.05 07.10 PR: 1LK,1LM 07.05 07.10 PR: 1LK,1LM 08.05 07.10 PR: 1LK,1LM 09.05 07.10 PR: 1LK,1LM 05.09 07.10 PR: 1LK,1LM 07.05 07.10 PR: 1LK,1LM 11.05 07.10 PR: 1LK,1LM 04.07 07.10 PR: 1LK,1LM		24.0130-0115.1 430115 24.0330-0115.1 530115				345 30,0 27,0 V L +B 345 30,0 27,0 V L +B PD		
	1.4 TSI 90 1.6 75 1.6 FSI 85 1.6 TDI 77 1.8 TSI 112 1.8 TSI 118 1.9 TDI 77 2.0 FSI 110 2.0 FSI 4motion 110 2.0 TDI 90 2.0 TDI 100 2.0 TDI 125 2.0 TDI 16V 103 2.0 TDI 4motion 103 2.0 TDI 4motion 125 2.0 TFSI 147 3.2 V6 FSI 184 3.2 V6 FSI 4motion 184 3.6 R36 220		10.07 07.10 07.05 07.10 07.05 07.10 08.09 07.10 11.09 07.10 10.07 07.10 07.05 07.10 07.05 07.10 11.05 07.10 07.05 07.10 07.05 07.10 08.05 07.10 09.05 07.10 05.09 07.10 07.05 07.10 11.05 07.10 04.07 07.10		24.0711-5271.3 360301 24.0711-5272.3 360302				Radsensor Radsensor		
	1.4 TSI 90 1.6 75 1.6 FSI 85 1.6 TDI 77 1.8 TSI 112 1.8 TSI 118 1.9 TDI 77		10.07 07.10 PR: 1KU,1KW 07.05 07.10 PR: 1KU,1KW 07.05 07.10 PR: 1KU,1KW 08.09 07.10 PR: 1KU,1KW 11.09 07.10 PR: 1KU,1KW 10.07 07.10 PR: 1KU,1KW 07.05 07.10 PR: 1KU,1KW		13.0460-2880.2 602880 13.0470-2880.2 LD2880 13.0460-2749.2 602749 13.0460-0259.2 610259			elektrische Feststellbremse ¹⁾ elektrische Feststellbremse ¹⁾ elektrische Feststellbremse ¹⁾	23914 17,1 /WE/Zub/S LUC 23914 17,1 /WE/Zub/S LUC 24483 16,9 /Zub/S LUC Einbausatz		























¹⁾ electric parking brake / fr.di stazionamento elettrico / frein à main électrique / freno de mano eléctrico

VOLKSWAGEN PASSAT Variant (05-10)											
	2.0 FSI	110	07.05	07.10	PR: 1KU,1KW	13.0460-2880.2	602880		elektrische Feststellbremse ¹⁾	23914 17,1 /WE/Zub/S	LUC
	2.0 FSI 4motion	110	09.05	07.10	PR: 1KU,1KW	13.0470-2880.2	LD2880		elektrische Feststellbremse ¹⁾	23914 17,1 /WE/Zub/S	LUC
	2.0 TDI		07.05	07.10	PR: 1KU,1KW	13.0460-2749.2	602749		elektrische Feststellbremse ¹⁾	24483 16,9 /Zub/S	LUC
	2.0 TDI		11.05	07.10	PR: 1KU,1KW	13.0460-0259.2	610259			Einbausatz	
	2.0 TDI	90	07.05	07.10	PR: 1KU,1KW						
	2.0 TDI	100	07.05	07.10	PR: 1KU,1KW						
	2.0 TDI	125	07.05	07.10	PR: 1KU,1KW						
	2.0 TDI 16V	103	08.05	07.10	PR: 1KU,1KW						
	2.0 TDI 4motion	103	09.05	07.10	PR: 1KU,1KW						
	2.0 TDI 4motion	125	05.09	07.10	PR: 1KU,1KW						
	2.0 TFSI	147	07.05	07.10	PR: 1KU,1KW						
	3.2 V6 FSI	184	11.05	07.10	PR: 1KU,1KW						
	3.2 V6 FSI 4motion	184	11.05	07.10	PR: 1KU,1KW						
	3.6 R36	220	04.07	07.10	PR: 1KU,1KW						
	1.4 TSI	90	10.07	07.10	PR: 2EA,2EL	13.0460-2887.2	602887		elektrische Feststellbremse ¹⁾	23914 17,1 /WE/Zub/S	LUC
	1.6	75	07.05	07.10	PR: 2EA,2EL	13.0470-2887.2	LD2887		elektrische Feststellbremse ¹⁾	23914 17,1 /WE/Zub/S	LUC
	1.6 FSI	85	07.05	07.10	PR: 2EA,2EL	13.0460-0035.2	610035			Einbausatz	
	1.6 TDI	77	08.09	07.10	PR: 2EA,2EL						
	1.8 TSI	112	11.09	07.10	PR: 2EA,2EL						
1.8 TSI	118	10.07	07.10	PR: 2EA,2EL							
1.9 TDI	77	07.05	07.10	PR: 2EA,2EL							
2.0 FSI	110	07.05	07.10	PR: 2EA,2EL							
2.0 FSI 4motion	110	09.05	07.10	PR: 2EA,2EL							
2.0 TDI		07.05	07.10	PR: 2EA,2EL							
2.0 TDI	90	11.05	07.10	PR: 2EA,2EL							
2.0 TDI	100	07.05	07.10	PR: 2EA,2EL							
2.0 TDI	125	07.05	07.10	PR: 2EA,2EL							
2.0 TDI 16V	103	08.05	07.10	PR: 2EA,2EL							
2.0 TDI 4motion	103	09.05	07.10	PR: 2EA,2EL							
2.0 TDI 4motion	125	05.09	07.10	PR: 2EA,2EL							
2.0 TFSI	147	07.05	07.10	PR: 2EA,2EL							
3.2 V6 FSI	184	11.05	07.10	PR: 2EA,2EL							
3.2 V6 FSI 4motion	184	11.05	07.10	PR: 2EA,2EL							
3.6 R36	220	04.07	07.10	PR: 2EA,2EL							
	1.4 TSI	90	10.07	07.10	PR: 1KU,1KW	24.0112-0169.1	412169		elektrische Feststellbremse ¹⁾	282 12,0 10,0 +S +B	
	1.6	75	07.05	07.10	PR: 1KU,1KW						
	1.6 FSI	85	07.05	07.10	PR: 1KU,1KW						
	1.6 TDI	77	08.09	07.10	PR: 1KU,1KW						
	1.8 TSI	112	11.09	07.10	PR: 1KU,1KW						
	1.8 TSI	118	10.07	07.10	PR: 1KU,1KW						
	1.9 TDI	77	07.05	07.10	PR: 1KU,1KW						
	2.0 FSI	110	07.05	07.10	PR: 1KU,1KW						
	2.0 FSI 4motion	110	09.05	07.10	PR: 1KU,1KW						
	2.0 TDI		07.05	07.10	PR: 1KU,1KW						
	2.0 TDI	90	11.05	07.10	PR: 1KU,1KW						
	2.0 TDI	100	07.05	07.10	PR: 1KU,1KW						
	2.0 TDI	125	07.05	07.10	PR: 1KU,1KW						
	2.0 TDI 16V	103	08.05	07.10	PR: 1KU,1KW						
	2.0 TDI 4motion	103	09.05	07.10	PR: 1KU,1KW						
	2.0 TDI 4motion	125	05.09	07.10	PR: 1KU,1KW						
	2.0 TFSI	147	07.05	07.10	PR: 1KU,1KW						
	3.2 V6 FSI	184	11.05	07.10	PR: 1KU,1KW						
	3.2 V6 FSI 4motion	184	11.05	07.10	PR: 1KU,1KW						
3.6 R36	220	04.07	07.10	PR: 1KU,1KW							
1.4 TSI	90	10.07	07.10	PR: 2EA,2EL	24.0122-0219.1	422219		elektrische Feststellbremse ¹⁾	310 22,0 20,0 V L +B		
1.6	75	07.05	07.10	PR: 2EA,2EL							
1.6 FSI	85	07.05	07.10	PR: 2EA,2EL							
1.6 TDI	77	08.09	07.10	PR: 2EA,2EL							
1.8 TSI	112	11.09	07.10	PR: 2EA,2EL							
1.8 TSI	118	10.07	07.10	PR: 2EA,2EL							
1.9 TDI	77	07.05	07.10	PR: 2EA,2EL							
2.0 FSI	110	07.05	07.10	PR: 2EA,2EL							
2.0 FSI 4motion	110	09.05	07.10	PR: 2EA,2EL							
2.0 TDI		07.05	07.10	PR: 2EA,2EL							
2.0 TDI	90	11.05	07.10	PR: 2EA,2EL							
2.0 TDI	100	07.05	07.10	PR: 2EA,2EL							
2.0 TDI	125	07.05	07.10	PR: 2EA,2EL							
2.0 TDI 16V	103	08.05	07.10	PR: 2EA,2EL							
2.0 TDI 4motion	103	09.05	07.10	PR: 2EA,2EL							
2.0 TDI 4motion	125	05.09	07.10	PR: 2EA,2EL							
2.0 TFSI	147	07.05	07.10	PR: 2EA,2EL							
3.2 V6 FSI	184	11.05	07.10	PR: 2EA,2EL							
3.2 V6 FSI 4motion	184	11.05	07.10	PR: 2EA,2EL							
3.6 R36	220	04.07	07.10	PR: 2EA,2EL							
	1.4 TSI	90	10.07	07.10		24.0711-6231.3	360305			Radsensor	
	1.6	75	07.05	07.10		24.0711-6232.3	360306			Radsensor	
	1.6 FSI	85	07.05	07.10							
	1.6 TDI	77	08.09	07.10							
	1.8 TSI	112	11.09	07.10							
	1.8 TSI	118	10.07	07.10							
	1.9 TDI	77	07.05	07.10							
	2.0 FSI	110	07.05	07.10							
2.0 TDI		07.05	07.10								
2.0 TDI		11.05	07.10								

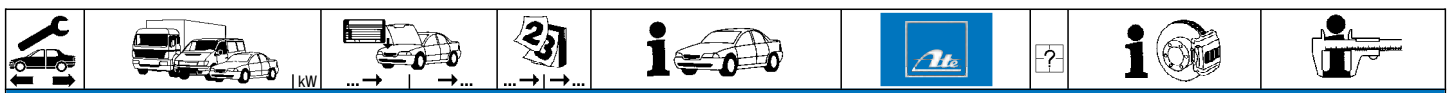
¹⁾ electric parking brake / fr.di stazionamento elettrico / frein à main électrique / freno de mano eléctrico

													
VOLKSWAGEN PASSAT Variant (05-10)													
	2.0 TDI	90		07.05	07.10	24.0711-6231.3	360305		Radsensor				
	2.0 TDI	100		07.05	07.10	24.0711-6232.3	360306		Radsensor				
	2.0 TDI	125		07.05	07.10								
	2.0 TDI 16V	103		08.05	07.10								
	2.0 TFSI	147		07.05	07.10								
	3.2 V6 FSI	184		11.05	07.10								
	2.0 FSI 4motion	110		09.05	07.10	24.0711-5271.3	360301		Radsensor				
	2.0 TDI 4motion	103		09.05	07.10	24.0711-5272.3	360302		Radsensor				
	2.0 TDI 4motion	125		09.05	07.10								
	3.2 V6 FSI 4motion	184		11.05	07.10								
3.6 R36	220		04.07	07.10									
VOLKSWAGEN PASSAT CC (08-11)													
	1.4 TSI MultiFuel	118		01.11	09.11	PR: 1LH,1ZM,1ZG	13.0460-7184.2	607184		23587 20,6 +/WK	ATE		
	1.8 TSI			04.08	09.11	PR: 1LH,1ZM,1ZG	13.0470-7184.2	LD7184		23587 20,6 +/WK	ATE		
	2.0 TDI			04.08	09.11	PR: 1LH,1ZM,1ZG							
	2.0 TDI	125		06.08	09.11	PR: 1LH,1ZM,1ZG							
	2.0 TDI 4motion	103		08.09	09.11	PR: 1LH,1ZM,1ZG							
	2.0 TDI 4motion	125		11.09	09.11	PR: 1LH,1ZM,1ZG							
	2.0 TSI			04.08	09.11	PR: 1LH,1ZM,1ZG							
	3.6 V6 4motion	220		04.08	09.11	PR: 1LH,1ZM,1ZG							
	1.4 TSI MultiFuel	118		01.11	09.11	PR: 1LK	13.0460-7200.2	607200		23801 20,3 +/WK	ATE		
	1.8 TSI			04.08	09.11	PR: 1LK	13.0470-7200.2	LD7200		23801 20,3 +/WK	ATE		
2.0 TDI			04.08	09.11	PR: 1LK								
2.0 TDI	125		06.08	09.11	PR: 1LK								
2.0 TDI 4motion	103		08.09	09.11	PR: 1LK								
2.0 TDI 4motion	125		11.09	09.11	PR: 1LK								
2.0 TSI			04.08	09.11	PR: 1LK								
3.6 V6 4motion	220		04.08	09.11	PR: 1LK								
	1.4 TSI MultiFuel	118		01.11	09.11	PR: 1LH,1ZM,1ZG	24.0125-0158.1	425158		312 25,0 22,0 V L +S +B			
	1.8 TSI			04.08	09.11	PR: 1LH,1ZM,1ZG	24.0325-0158.1	525158		312 25,0 22,0 V L +S +B PD			
	2.0 TDI			04.08	09.11	PR: 1LH,1ZM,1ZG							
	2.0 TDI	125		06.08	09.11	PR: 1LH,1ZM,1ZG							
	2.0 TDI 4motion	103		08.09	09.11	PR: 1LH,1ZM,1ZG							
	2.0 TDI 4motion	125		11.09	09.11	PR: 1LH,1ZM,1ZG							
	2.0 TSI			04.08	09.11	PR: 1LH,1ZM,1ZG							
	3.6 V6 4motion	220		04.08	09.11	PR: 1LH,1ZM,1ZG							
	1.4 TSI MultiFuel	118		01.11	09.11	PR: 1LK	24.0130-0115.1	430115		345 30,0 27,0 V L +B			
	1.8 TSI			04.08	09.11	PR: 1LK							
2.0 TDI			04.08	09.11	PR: 1LK								
2.0 TDI	125		06.08	09.11	PR: 1LK								
2.0 TDI 4motion	103		08.09	09.11	PR: 1LK								
2.0 TDI 4motion	125		11.09	09.11	PR: 1LK								
2.0 TSI			04.08	09.11	PR: 1LK								
3.6 V6 4motion	220		04.08	09.11	PR: 1LK								
	1.4 TSI MultiFuel	118		01.11	09.11	PR: 1LA,1LB	24.0130-0225.1	430225		340 30,0 27,0 V L +S +B			
	1.8 TSI			04.08	09.11	PR: 1LA,1LB							
	2.0 TDI			04.08	09.11	PR: 1LA,1LB							
	2.0 TDI	125		06.08	09.11	PR: 1LA,1LB							
	2.0 TDI 4motion	103		08.09	09.11	PR: 1LA,1LB							
	2.0 TDI 4motion	125		11.09	09.11	PR: 1LA,1LB							
	2.0 TSI			04.08	09.11	PR: 1LA,1LB							
	3.6 V6 4motion	220		04.08	09.11	PR: 1LA,1LB							
		1.4 TSI MultiFuel	118		01.11	09.11		24.0711-5271.3		360301		Radsensor	
		1.8 TSI			04.08	09.11		24.0711-5272.3		360302		Radsensor	
2.0 TDI				04.08	09.11								
2.0 TDI		125		06.08	09.11								
2.0 TDI 4motion		103		08.09	09.11								
2.0 TDI 4motion		125		11.09	09.11								
2.0 TSI				04.08	09.11								
3.6 V6 4motion		220		04.08	09.11								
		1.4 TSI MultiFuel	118		01.11	09.11	PR: 1KU,1KW	13.0460-2880.2	602880			elektrische Feststellbremse ¹⁾	23914 17,1 /WE/Zub/S LUC
		1.8 TSI			04.08	09.11	PR: 1KU,1KW	13.0470-2880.2	LD2880			elektrische Feststellbremse ¹⁾	23914 17,1 /WE/Zub/S LUC
	2.0 TDI			04.08	09.11	PR: 1KU,1KW	13.0460-2749.2	602749	elektrische Feststellbremse ¹⁾		24483 16,9 /Zub/S LUC		
	2.0 TDI	125		06.08	09.11	PR: 1KU,1KW	13.0470-2749.2	LD2749	elektrische Feststellbremse ¹⁾		24483 16,9 /Zub/S LUC		
	2.0 TDI 4motion	125		11.09	09.11	PR: 1KU,1KW	13.0460-0259.2	610259	Einbausatz				
	2.0 TDI 4motion	125		11.09	09.11	PR: 1KU,1KW							
	2.0 TSI			04.08	09.11	PR: 1KU,1KW							
	3.6 V6 4motion	220		04.08	09.11	PR: 1KU,1KW							
	1.4 TSI MultiFuel	118		01.11	09.11	PR: 2EA	13.0460-2887.2	602887	elektrische Feststellbremse ¹⁾		23914 17,1 /WE/Zub/S LUC		
	1.8 TSI			04.08	09.11	PR: 2EA	13.0470-2887.2	LD2887	elektrische Feststellbremse ¹⁾		23914 17,1 /WE/Zub/S LUC		
2.0 TDI			04.08	09.11	PR: 2EA								
2.0 TDI	125		06.08	09.11	PR: 2EA								
2.0 TDI 4motion	125		11.09	09.11	PR: 2EA								
2.0 TDI 4motion	125		11.09	09.11	PR: 2EA								
2.0 TSI			04.08	09.11	PR: 2EA								
3.6 V6 4motion	220		04.08	09.11	PR: 2EA								
	1.4 TSI MultiFuel	118		01.11	09.11	PR: 1KU	24.0112-0169.1	412169		elektrische Feststellbremse ¹⁾	282 12,0 10,0 +S +B		
	1.8 TSI			04.08	09.11	PR: 1KU							
	2.0 TDI			04.08	09.11	PR: 1KU							
	2.0 TDI	125		06.08	09.11	PR: 1KU							
	2.0 TSI			04.08	09.11	PR: 1KU							
3.6 V6 4motion	220		04.08	09.11	PR: 1KU								
	1.4 TSI MultiFuel	118		01.11	09.11	PR: 2EA	24.0122-0219.1	422219		elektrische Feststellbremse ¹⁾	310 22,0 20,0 V L +B		
	1.8 TSI			04.08	09.11	PR: 2EA							
	2.0 TDI			04.08	09.11	PR: 2EA							

¹⁾ electric parking brake / fr.di stazionamento elettrico / frein à main électrique / freno de mano eléctrico

										
VOLKSWAGEN PASSAT CC (08-11)										
	2.0 TDI	125	06.08	09.11	PR: 2EA	24.0122-0219.1	422219	elektrische Feststellbremse ¹⁾	310 22,0 20,0 V L +B	
	2.0 TSI		04.08	09.11	PR: 2EA					
	3.6 V6 4motion	220	04.08	09.11	PR: 2EA					
	1.4 TSI MultiFuel	118	01.11	09.11	PR: 1KW	24.0112-0169.1	412169	elektrische Feststellbremse ¹⁾	282 12,0 10,0 +S +B	
	1.8 TSI		04.08	09.11	PR: 1KW					
	2.0 TDI		04.08	09.11	PR: 1KW					
	2.0 TDI	125	06.08	09.11	PR: 1KW					
2.0 TDI 4motion	103	08.09	09.11	PR: 1KW						
2.0 TDI 4motion	125	11.09	09.11	PR: 1KW						
2.0 TSI		04.08	09.11	PR: 1KW						
3.6 V6 4motion	220	04.08	09.11	PR: 1KW						
	1.8 TSI		04.08	10.10		24.0711-6231.3	360305		Radsensor	
	2.0 TDI		04.08	10.10		24.0711-6232.3	360306		Radsensor	
	2.0 TDI	125	06.08	10.10						
	2.0 TSI		04.08	10.10						
	2.0 TDI 4motion	103	08.09	09.11		24.0711-5271.3	360301		Radsensor	
	2.0 TDI 4motion	125	11.09	09.11		24.0711-5272.3	360302		Radsensor	
	3.6 V6 4motion	220	04.08	09.11						
VOLKSWAGEN PASSAT / PASSAT VARIANT (10-)										
	1.4 TSI	90	08.10		PR: 12M,12G	13.0460-7184.2	607184		23587 20,6 +/WK	ATE
	1.4 TSI	110	08.10		PR: 12M,12G					
	1.4 TSI	118	11.12		PR: 12M,12G					
	1.6 TDI	77	08.10		PR: 12M,12G					
	1.8 TSI	118	08.10		PR: 12M,12G					
	2.0 TDI		08.10		PR: 12M,12G					
	2.0 TDI	125	08.10		PR: 12M,12G					
	2.0 TDI	130	12.12		PR: 12M,12G					
	2.0 TDI 4motion	103	08.10		PR: 12M,12G					
	2.0 TDI 4motion	125	08.10		PR: 12M,12G					
	2.0 TDI 4motion	130	01.13		PR: 12M,12G					
	2.0 TSI	155	11.10		PR: 12M,12G					
	2.0 TSI 4motion	155	01.12		PR: 12M,12G					
3.6 FSI 4motion	220	01.11		PR: 12M,12G						
	1.4 TSI	90	08.10		PR: 12M,12G	24.0125-0158.1	425158		312 25,0 22,0 V L +S +B	
	1.4 TSI	110	08.10		PR: 12M,12G					
	1.4 TSI	118	11.12		PR: 12M,12G					
	1.6 TDI	77	08.10		PR: 12M,12G					
	1.8 TSI	118	08.10		PR: 12M,12G					
	2.0 TDI		08.10		PR: 12M,12G					
	2.0 TDI	125	08.10		PR: 12M,12G					
	2.0 TDI	130	12.12		PR: 12M,12G					
	2.0 TDI 4motion	103	08.10		PR: 12M,12G					
	2.0 TDI 4motion	125	08.10		PR: 12M,12G					
	2.0 TDI 4motion	130	01.13		PR: 12M,12G					
	2.0 TSI	155	11.10		PR: 12M,12G					
	2.0 TSI 4motion	155	01.12		PR: 12M,12G					
3.6 FSI 4motion	220	01.11		PR: 12M,12G						
	1.4 TSI	90	08.10		PR: 1LA,1LB	24.0130-0225.1	430225		340 30,0 27,0 V L +S +B	
	1.4 TSI	110	08.10		PR: 1LA,1LB					
	1.4 TSI	118	11.12		PR: 1LA,1LB					
	1.6 TDI	77	08.10		PR: 1LA,1LB					
	1.8 TSI	118	08.10		PR: 1LA,1LB					
	2.0 TDI		08.10		PR: 1LA,1LB					
	2.0 TDI	125	08.10		PR: 1LA,1LB					
	2.0 TDI	130	12.12		PR: 1LA,1LB					
	2.0 TDI 4motion	103	08.10		PR: 1LA,1LB					
	2.0 TDI 4motion	125	08.10		PR: 1LA,1LB					
	2.0 TDI 4motion	130	01.13		PR: 1LA,1LB					
	2.0 TSI	155	11.10		PR: 1LA,1LB					
	2.0 TSI 4motion	155	01.12		PR: 1LA,1LB					
3.6 FSI 4motion	220	01.11		PR: 1LA,1LB						
	1.4 TSI	90	08.10			24.0711-5271.3	360301		Radsensor	
	1.4 TSI	110	08.10							
	1.4 TSI	118	11.12							
	1.6 TDI	77	08.10							
	1.8 TSI	118	08.10							
	2.0 TDI		08.10							
	2.0 TDI	125	08.10							
	2.0 TDI	130	12.12							
	2.0 TDI 4motion	103	08.10							
	2.0 TDI 4motion	125	08.10							
	2.0 TDI 4motion	130	01.13							
	2.0 TSI	155	11.10							
	2.0 TSI 4motion	155	01.12							
3.6 FSI 4motion	220	01.11								
	1.4 TSI	90	08.10		PR: 1KW	13.0460-2749.2	602749	elektrische Feststellbremse ¹⁾	24483 16,9 /Zub/S	LUC
	1.4 TSI	110	08.10		PR: 1KW					
	1.4 TSI	118	11.12		PR: 1KW					
	1.6 TDI	77	08.10		PR: 1KW					
	1.8 TSI	118	08.10		PR: 1KW					
	2.0 TDI		08.10		PR: 1KW					
	2.0 TDI	125	08.10		PR: 1KW					
	2.0 TDI	130	12.12		PR: 1KW					
	2.0 TDI 4motion	103	08.10		PR: 1KW					
2.0 TDI 4motion	125	08.10		PR: 1KW						

¹⁾ electric parking brake / fr.di stazionamento elettrico / frein à main électrique / freno de mano eléctrico
























VOLKSWAGEN PASSAT / PASSAT VARIANT (10-)

	2.0 TDI 4motion	130	01.13	PR: 1KW	13.0460-2749.2	602749	elektrische Feststellbremse ¹⁾ elektrische Feststellbremse ¹⁾	24483 16,9 /Zub/S 24483 16,9 /Zub/S	LUC LUC	
	2.0 TSI	155	11.10	PR: 1KW	13.0470-2749.2	LD2749				
	2.0 TSI 4motion	155	01.12	PR: 1KW						
	3.6 FSI 4motion	220	01.11	PR: 1KW						
		1.4 TSI	90	08.10	PR: 2EA	13.0460-2887.2	602887	elektrische Feststellbremse ¹⁾ elektrische Feststellbremse ¹⁾	23914 17,1 /WE/Zub/S 23914 17,1 /WE/Zub/S	LUC LUC
		1.4 TSI	110	08.10	PR: 2EA	13.0470-2887.2	LD2887			
		1.4 TSI	118	11.12	PR: 2EA					
		1.6 TDI	77	08.10	PR: 2EA					
		1.8 TSI	118	08.10	PR: 2EA					
		2.0 TDI	118	08.10	PR: 2EA					
		2.0 TDI	125	08.10	PR: 2EA					
		2.0 TDI	130	12.12	PR: 2EA					
		2.0 TDI 4motion	103	08.10	PR: 2EA					
		2.0 TDI 4motion	125	08.10	PR: 2EA					
2.0 TDI 4motion		130	01.13	PR: 2EA						
2.0 TSI		155	11.10	PR: 2EA						
2.0 TSI 4motion		155	01.12	PR: 2EA						
3.6 FSI 4motion		220	01.11	PR: 2EA						
	1.4 TSI	90	08.10	PR: 1KW	24.0112-0169.1	412169	elektrische Feststellbremse ¹⁾	282 12,0 10,0 +S +B		
	1.4 TSI	110	08.10	PR: 1KW						
	1.4 TSI	118	11.12	PR: 1KW						
	1.6 TDI	77	08.10	PR: 1KW						
	1.8 TSI	118	08.10	PR: 1KW						
	2.0 TDI	118	08.10	PR: 1KW						
	2.0 TDI	125	08.10	PR: 1KW						
	2.0 TDI	130	12.12	PR: 1KW						
	2.0 TDI 4motion	103	08.10	PR: 1KW						
	2.0 TDI 4motion	125	08.10	PR: 1KW						
	2.0 TDI 4motion	130	01.13	PR: 1KW						
	2.0 TSI	155	11.10	PR: 1KW						
	2.0 TSI 4motion	155	01.12	PR: 1KW						
	3.6 FSI 4motion	220	01.11	PR: 1KW						
	1.4 TSI	90	08.10	PR: 2EA	24.0122-0219.1	422219	elektrische Feststellbremse ¹⁾	310 22,0 20,0 V L +B		
	1.4 TSI	110	08.10	PR: 2EA						
	1.4 TSI	118	11.12	PR: 2EA						
	1.6 TDI	77	08.10	PR: 2EA						
	1.8 TSI	118	08.10	PR: 2EA						
	2.0 TDI	118	08.10	PR: 2EA						
	2.0 TDI	125	08.10	PR: 2EA						
	2.0 TDI	130	12.12	PR: 2EA						
	2.0 TDI 4motion	103	08.10	PR: 2EA						
	2.0 TDI 4motion	125	08.10	PR: 2EA						
	2.0 TDI 4motion	130	01.13	PR: 2EA						
	2.0 TSI	155	11.10	PR: 2EA						
	2.0 TSI 4motion	155	01.12	PR: 2EA						
	3.6 FSI 4motion	220	01.11	PR: 2EA						
	2.0 TDI 4motion	103	08.10		24.0711-5401.3	360330		Radsensor Radsensor		
	2.0 TDI 4motion	125	08.10		24.0711-5402.3	360331				
	2.0 TDI 4motion	130	01.13							
	2.0 TSI 4motion	155	01.12							
	3.6 FSI 4motion	220	01.11							
















VOLKSWAGEN PASSAT ALLTRACK (12-)

	1.8 TSI	112	01.12	PR: 12M,12G	13.0460-7184.2	607184		23587 20,6 +/WK 23587 20,6 +/WK	ATE ATE
	1.8 TSI	118	01.12	PR: 12M,12G	13.0470-7184.2	LD7184			
	2.0 TDI	103	01.12	PR: 12M,12G					
	2.0 TDI 4motion	103	01.12	PR: 12M,12G					
	2.0 TDI 4motion	125	01.12	PR: 12M,12G					
	2.0 TDI 4motion	130	01.13	PR: 12M,12G					
	2.0 TSI 4motion	155	01.12	PR: 12M,12G					
	1.8 TSI	112	01.12	PR: 12M,12G	24.0125-0158.1	425158		312 25,0 22,0 V L +S +B	
	1.8 TSI	118	01.12	PR: 12M,12G					
	2.0 TDI	103	01.12	PR: 12M,12G					
	2.0 TDI 4motion	103	01.12	PR: 12M,12G					
	2.0 TDI 4motion	125	01.12	PR: 12M,12G					
	2.0 TDI 4motion	130	01.13	PR: 12M,12G					
	2.0 TSI 4motion	155	01.12	PR: 12M,12G					
	1.8 TSI	112	01.12	PR: 1LA,1LB	24.0130-0225.1	430225		340 30,0 27,0 V L +S +B	
	1.8 TSI	118	01.12	PR: 1LA,1LB					
	2.0 TDI	103	01.12	PR: 1LA,1LB					
	2.0 TDI 4motion	103	01.12	PR: 1LA,1LB					
	2.0 TDI 4motion	125	01.12	PR: 1LA,1LB					
	2.0 TDI 4motion	130	01.13	PR: 1LA,1LB					
	2.0 TSI 4motion	155	01.12	PR: 1LA,1LB					
	1.8 TSI	112	01.12		24.0711-5271.3	360301		Radsensor Radsensor	
	1.8 TSI	118	01.12		24.0711-5272.3	360302			
	2.0 TDI	103	01.12						
	2.0 TDI 4motion	103	01.12						
	2.0 TDI 4motion	125	01.12						
	2.0 TSI 4motion	155	01.12						
	1.8 TSI	112	01.12	PR: 1KW	13.0460-2749.2	602749	elektrische Feststellbremse ¹⁾ elektrische Feststellbremse ¹⁾	24483 16,9 /Zub/S 24483 16,9 /Zub/S	LUC LUC
	1.8 TSI	118	01.12	PR: 1KW	13.0470-2749.2	LD2749			
	2.0 TDI	103	01.12	PR: 1KW					
	2.0 TDI 4motion	103	01.12	PR: 1KW					
	2.0 TDI 4motion	125	01.12	PR: 1KW					

¹⁾ electric parking brake / fr.di stazionamento elettrico / frein à main électrique / freno de mano eléctrico

									
VOLKSWAGEN PASSAT ALLTRACK (12-)									
	2.0 TDI 4motion	130	01.13	PR: 1KW	13.0460-2749.2	602749	elektrische Feststellbremse ¹⁾	24483 16,9 /Zub/S	LUC
	2.0 TSI 4motion	155	01.12	PR: 1KW	13.0470-2749.2	LD2749	elektrische Feststellbremse ¹⁾	24483 16,9 /Zub/S	LUC
	1.8 TSI	112	01.12	PR: 2EA	13.0460-2887.2	602887	elektrische Feststellbremse ¹⁾	23914 17,1 /WE/Zub/S	LUC
	1.8 TSI	118	01.12	PR: 2EA	13.0470-2887.2	LD2887	elektrische Feststellbremse ¹⁾	23914 17,1 /WE/Zub/S	LUC
	2.0 TDI	103	01.12	PR: 2EA					
	2.0 TDI 4motion	103	01.12	PR: 2EA					
	2.0 TDI 4motion	125	01.12	PR: 2EA					
	2.0 TDI 4motion	130	01.13	PR: 2EA					
2.0 TSI 4motion	155	01.12	PR: 2EA						
	1.8 TSI	112	01.12	PR: 1KW	24.0112-0169.1	412169	elektrische Feststellbremse ¹⁾	282 12,0 10,0 +S +B	
	1.8 TSI	118	01.12	PR: 1KW					
	2.0 TDI	103	01.12	PR: 1KW					
	2.0 TDI 4motion	103	01.12	PR: 1KW					
	2.0 TDI 4motion	125	01.12	PR: 1KW					
	2.0 TDI 4motion	130	01.13	PR: 1KW					
	2.0 TSI 4motion	155	01.12	PR: 1KW					
	1.8 TSI	112	01.12	PR: 2EA	24.0122-0219.1	422219	elektrische Feststellbremse ¹⁾	310 22,0 20,0 V L +B	
1.8 TSI	118	01.12	PR: 2EA						
2.0 TDI	103	01.12	PR: 2EA						
2.0 TDI 4motion	103	01.12	PR: 2EA						
2.0 TDI 4motion	125	01.12	PR: 2EA						
2.0 TDI 4motion	130	01.13	PR: 2EA						
2.0 TSI 4motion	155	01.12	PR: 2EA						
	2.0 TDI 4motion	103	01.12		24.0711-5401.3	360330		Radsensor	
	2.0 TDI 4motion	125	01.12		24.0711-5402.3	360331		Radsensor	
	2.0 TDI 4motion	130	01.13						
	2.0 TSI 4motion	155	01.12						
VOLKSWAGEN PHAETON (02-)									
	3.2 V6		04.02	PR: 1LX	13.0460-2875.2	602875		23280 17,5 +/WK	LUC
	3.0 TDI 4motion	165	09.04	PR: 12K,1ZL	13.0460-7182.2	607182		23896 20,6 +/WK	ATE
	3.0 V6 TDI 4motion		04.08	PR: 12K,1ZL					
	3.2 V6		04.02	PR: 12K,1ZL					
	3.2 V6 4motion		02.04	PR: 12K,1ZL					
	3.6 V6 4motion		11.08	PR: 12K,1ZL					
	4.2 V8 4motion		05.03	PR: 12K,1ZL					
	5.0 V10 TDI 4motion		11.02	PR: 12K,1ZL					
6.0 W12 4motion		04.02	PR: 12K,1ZL						
	3.0 TDI 4motion	165	09.04	PR: 1LC	13.0460-4800.2	604800		23751 17,0 +/WK	BRE
	3.0 V6 TDI 4motion		04.08	PR: 1LC					
	3.2 V6		04.02	PR: 1LC					
	3.2 V6 4motion		02.04	PR: 1LC					
	3.6 V6 4motion		11.08	PR: 1LC					
	4.2 V8 4motion		05.03	PR: 1LC					
	5.0 V10 TDI 4motion		11.02	PR: 1LC					
	6.0 W12 4motion		04.02	PR: 1LC					
	3.2 V6		04.02	PR: 1LX	24.0130-0183.1	430183		323 30,0 28,0 V +B	
	3.0 TDI 4motion	165	09.04	PR: 12K,1ZL	24.0134-0100.1	434100		360 34,0 31,0 V L +B	
	3.0 V6 TDI 4motion		04.08	PR: 12K,1ZL					
	3.2 V6		04.02	PR: 12K,1ZL					
	3.2 V6 4motion		02.04	PR: 12K,1ZL					
	3.6 V6 4motion		11.08	PR: 12K,1ZL					
	4.2 V8 4motion		05.03	PR: 12K,1ZL					
	5.0 V10 TDI 4motion		11.02	PR: 12K,1ZL					
6.0 W12 4motion		04.02	PR: 12K,1ZL						
	3.0 TDI 4motion	165	09.04	PR: 1KD,1KP,1KY	13.0460-2890.2	602890		23326 17,4 /WK/S	LUC
	3.0 V6 TDI 4motion		04.08	PR: 1KD,1KP,1KY	13.0460-0023.2	610023		Einbausatz	
	3.2 V6		04.02	PR: 1KD,1KP,1KY					
	3.2 V6 4motion		02.04	PR: 1KD,1KP,1KY					
	3.6 V6 4motion		11.08	PR: 1KD,1KP,1KY					
	4.2 V8 4motion		05.03	PR: 1KD,1KP,1KY					
	5.0 V10 TDI 4motion		11.02	PR: 1KD,1KP,1KY					
	6.0 W12 4motion		04.02	PR: 1KD,1KP,1KY					
	3.0 TDI 4motion	165	09.04	PR: 1KD	24.0122-0202.1	422202		280 22,0 20,0 V L +B	
	3.0 V6 TDI 4motion		04.08	PR: 1KD					
	3.2 V6		04.02	PR: 1KD					
	3.2 V6 4motion		02.04	PR: 1KD					
	3.6 V6 4motion		11.08	PR: 1KD					
	4.2 V8 4motion		05.03	PR: 1KD					
	5.0 V10 TDI 4motion		11.02	PR: 1KD					
	6.0 W12 4motion		04.02	PR: 1KD					
	3.0 TDI 4motion	165	09.04	PR: 1KP	24.0122-0212.1	422212		310 22,0 20,0 V L +B	
	3.0 V6 TDI 4motion		04.08	PR: 1KP					
	3.2 V6		04.02	PR: 1KP					
	3.2 V6 4motion		02.04	PR: 1KP					
	3.6 V6 4motion		11.08	PR: 1KP					
	4.2 V8 4motion		05.03	PR: 1KP					
	5.0 V10 TDI 4motion		11.02	PR: 1KP					
	6.0 W12 4motion		04.02	PR: 1KP					
	3.0 TDI 4motion	165	09.04	PR: 1KY	24.0122-0214.1	422214		335 22,0 20,0 V L +B	
	3.0 V6 TDI 4motion		04.08	PR: 1KY					
	3.2 V6		04.02	PR: 1KY					
	3.2 V6 4motion		02.04	PR: 1KY					
	3.6 V6 4motion		11.08	PR: 1KY					
	4.2 V8 4motion		05.03	PR: 1KY					

¹⁾ electric parking brake / fr.di stazionamento elettrico / frein à main électrique / freno de mano eléctrico

VOLKSWAGEN PHAETON (02-)									
	5.0 V10 TDI 4motion 6.0 W12 4motion			11.02 04.02	PR: 1KY PR: 1KY	24.0122-0214.1	422214		335 22,0 20,0 V L +B
VOLKSWAGEN POLO II (81-94)									
	1.0 1.1 1.3			10.81 10.81 10.81	02.85 07.83 02.85	13.0460-4028.2 13.0460-0115.2	604028 610115		20228 15,3 Einbausatz ATE ATE
	1.0 1.3 1.3 D 1.4 D 1.3 G40			03.85 03.85 08.86 08.90 01.87	09.94 09.94 09.90 09.94 09.94	13.0460-7059.2 13.0460-0184.2	607059 610184		20887 17,3 +/Zub Einbausatz VW VW
	1.0 1.1 1.3 1.3 D 1.4 D 1.3 G40			10.81 10.81 10.81 08.86 08.90 01.87	09.94 09.94 09.94 09.90 09.94 09.94	24.0110-0151.1 24.0310-0151.1	410151 510151		239 10,0 8,0 +S +B 239 10,0 8,0 +S +B PD
	1.0 1.1 1.3 1.3 D 1.3 G40 1.4 D			10.81 10.81 10.81 08.86 01.87 08.90	09.94 07.83 09.94 09.90 09.94 09.94	03.0137-0126.2 03.0137-9008.2	650126 669008		180 x 31 HEB Einbausatz
	1.0 1.1 1.3 1.3 D 1.3 G40 1.4 D			10.81 10.81 10.81 08.86 01.87 08.90	09.94 07.83 09.94 09.90 09.94 09.94	24.0218-0007.1 24.0218-0707.2	480003 480211		180/181 x 38,5 - Lager 180/181 x 38,5 + Lager
	1.0 1.1 1.3		..-F-127903	10.81 10.81 10.81	07.83 07.83 07.83	03.0520-0114.3	690114		14,29/180x31 TopKit VW
	1.0 1.1 1.3		..-F-127903	10.81 10.81 10.81	07.83 07.83 07.83	03.0420-0617.3 03.0520-3917.3	680617 693917	+ Rz GG ³⁾ + Rz ALU ⁴⁾	17,46/180x31 Kit VW 17,46/180x31 TopKit VW
	1.0 1.3 1.3 D 1.3 G40 1.4 D	..-F-127904 ..-F-127904		09.94 09.94 08.86 01.87 08.90	09.94 09.94 09.90 09.94 09.94	03.0520-0215.3	690215		15,87/180x31 TopKit VW
	1.0 1.3 1.3 D 1.3 G40 1.4 D	..-F-127904 ..-F-127904		09.94 09.94 08.86 01.87 08.90	09.94 09.94 09.90 09.94 09.94	03.0520-1719.3	691719		19,05/180x31 TopKit VW
VOLKSWAGEN POLO III (95-01)									
	1.05 1.3 1.4 1.4 1.6 1.9 D 1.9 SDI	40 44 55	6N-TY140000 6N-TY140000 6N-TY140000 6N-TY140000 6N-TY140000 6N-TY140000 6N-TY140000	10.94 10.94 07.95 07.95 10.94 10.94 10.94		13.0460-7059.2	607059		20887 17,3 +/Zub VW
	1.05 1.3 1.4 1.4 1.6 1.9 D 1.9 SDI	40 44 55	6N-TW082000 6N-TW082000 6N-TW082000 6N-TW082000 6N-TW082000 6N-TW082000 6N-TW082000	10.94 10.94 07.95 07.95 10.94 10.94 10.94		13.0460-7059.2	607059		20887 17,3 +/Zub VW
	1.0 1.05 1.3 1.4 1.4 1.4 16V 1.6 1.7 SDI 1.9 D 1.9 SDI	6N-TY140001 6N-TY140001 40 6N-TY140001 44 6N-TY140001 55 55 6N-TY140001		07.96 09.01 09.96 04.97 09.01 01.99 09.01 05.97 09.01 09.01 09.01	09.01 09.96 04.97 09.01 09.01 - ABS 09.99 09.01 09.01	13.0460-7100.2 13.0470-7100.2	607100 LD7100		21866 17,2 + 21866 17,2 + VW ATE
	1.05 1.3 1.4 1.4 1.6 1.9 D 1.9 SDI	6N-TW082001 6N-TW082001 40 6N-TW082001 44 6N-TW082001 55 6N-TW082001 6N-TW082001 6N-TW082001		09.96 04.97 09.01 09.01 09.99 09.01 09.01		13.0460-7100.2 13.0470-7100.2	607100 LD7100		21866 17,2 + 21866 17,2 + VW ATE
	1.4 16V 1.4 16V 1.4 TDI 1.6 GTI	55 74 55		01.99 04.96 01.99 04.98	09.01 09.01 09.01 09.01	13.0460-2821.2	602821	+ ABS - Motorsport ⁵⁾	21945 16,0 /S LUC

1) - brake pressure regulator / - correttore di frenata / - correcteur de freinage / - corrector de frenado
2) + brake pressure regulator / + correttore di frenata / + correcteur de freinage / + corrector de frenado
3) + WC cast iron / + CR ghisa / + CR fontegrise / + CR fundición de gris
4) + WC aluminium / + CR alluminio / + CR aluminium / + CR aluminio
5) - motorsports / - motorsports / - Motorsport / - motorismo






VOLKSWAGEN POLO III (95-01)

	1.05		6N-SY087410	10.94		24.0110-0232.1	410232		239 9,9 8,0 +S +B	
	1.3		6N-SY087410	10.94						
	1.6	55	6N-SY087410	10.94						
	1.9 D		6N-SY087410	10.94						
	1.9 SDI		6N-SY087410	10.94						
	1.05		6N-SW008500	10.94		24.0110-0232.1	410232		239 9,9 8,0 +S +B	
	1.3		6N-SW008500	10.94						
	1.6	55	6N-SW008500	10.94						
1.9 D		6N-SW008500	10.94							
1.9 SDI		6N-SW008500	10.94							
	1.0		6N-SY087411	07.96	09.01	24.0118-0106.1	418106		239 18,0 16,0 VL +S +B	
	1.05		6N-SY087411	09.96	09.96	24.0318-0106.1	518106		239 18,0 16,0 VL +S +B PD	
	1.3		6N-SY087411	04.97	04.97					
	1.4	40		07.95	09.01					
	1.4	44		07.95	09.01					
	1.4 16V	55		01.99	09.01	- ABS				
	1.6	55	6N-SY087411	09.99	09.99					
	1.7 SDI			05.97	09.01					
	1.9 D		6N-SY087411	09.01	09.01					
	1.9 SDI		6N-SY087411	09.01	09.01					
	1.05		6N-SW008501	09.96	09.96	24.0118-0106.1	418106		239 18,0 16,0 VL +S +B	
	1.3		6N-SW008501	04.97	04.97	24.0318-0106.1	518106		239 18,0 16,0 VL +S +B PD	
1.6	55	6N-SW008501	09.99	09.99						
1.9 D		6N-SW008501	09.01	09.01						
1.9 SDI		6N-SW008501	09.01	09.01						
1.4 16V	55		01.99	09.01	+ ABS	24.0120-0128.1	420128	256 20,0 18,0 VL +S +B		
1.4 16V	74		04.96	09.01		24.0320-0128.1	520128	256 20,0 18,0 VL +S +B PD		
1.4 TDI	55		01.99	09.01						
1.6 GTI			04.98	09.01		24.0125-0136.1	425136	256 25,0 23,0 VL		
	1.0			07.96	09.01	24.0711-1361.3	360022		Radsensor	
	1.05			10.94	09.96	24.0711-1362.3	360023		Radsensor	
	1.3			10.94	04.97					
	1.4	40		07.95	09.01					
	1.4	44		07.95	09.01					
	1.4 16V	55		01.99	09.01					
	1.4 16V	74		04.96	09.01					
	1.4 TDI	55		01.99	09.01					
	1.6	55		10.94	09.99					
	1.6 GTI			04.98	09.01					
	1.7 SDI			05.97	09.01					
	1.9 D			10.94	09.01					
1.9 SDI			10.94	09.01						
	1.4 16V	74		04.96	09.99	+ / - Motorsport ¹⁾	13.0460-2984.2	602984	20961 17,2 /Zub/S	LUC
	1.6 GTI			04.98	09.99		13.0460-0072.2	610072	Einbausatz	LUC
	1.4 16V	55		01.99	09.01	+ ABS	13.0460-2894.2	602894	20961 17,4 /Zub/S	LUC
	1.4 16V	74		10.99	09.01	+ / - Motorsport ¹⁾	13.0470-2894.2	LD2894	20961 17,4 /Zub/S	LUC
	1.4 TDI	55		01.99	09.01	+ ABS	13.0460-2886.2	602886	20961 16,2 /S	LUC
1.6 GTI			10.99	09.01		13.0470-2886.2	LD2886	20961 16,2 /S	LUC	
						13.0460-0072.2	610072	Einbausatz	LUC	
	1.4 16V	74		04.96	09.99	+	24.0110-0111.1	410111	ohne Sensorring ²⁾	226 10,0 8,0 +B
	1.6 GTI			04.98	09.99		24.0110-0275.2	410275	mit Sensorring ³⁾	226 10,0 8,0
	1.4 16V	55		01.99	09.01	+ ABS	24.0109-0124.1	409124		232 9,0 7,0 +B
	1.4 16V	74		10.99	09.01	+				
1.4 TDI	55		01.99	09.01	+ ABS					
1.6 GTI			10.99	09.01						
	1.0			07.96	09.01		24.0741-1108.3	360093	2	Radsensor L=843
	1.05			10.94	09.96					
	1.3			10.94	04.97					
	1.4	40		07.95	09.01					
	1.4	44		07.95	09.01					
	1.4 16V	55		01.99	09.01					
	1.4 16V	74		04.96	09.01					
	1.4 TDI	55		01.99	09.01					
	1.6	55		10.94	09.99					
	1.6 GTI			04.98	09.01					
	1.7 SDI			05.97	09.01					
	1.9 D			10.94	09.01					
1.9 SDI			10.94	09.01						
	1.0		6N-XY227489	07.96	- ABS	03.0137-0126.2	650126		180 x 31 HEB	
	1.05		6N-XY227489	10.94	- ABS	03.0137-9008.2	669008		Einbausatz	
	1.3		6N-XY227489	10.94	- ABS					
	1.4	40	6N-XY227489	07.95	- ABS					
	1.4	44	6N-XY227489	07.95	- ABS					
	1.4 16V	74	6N-XY227489	04.96	- ABS/ -					
	1.6	55	6N-XY227489	10.94	- ABS					
	1.7 SDI		6N-XY227489	05.97	- ABS					
	1.9 D		6N-XY227489	10.94	- ABS					
	1.9 SDI		6N-XY227489	10.94	- ABS					
	1.0		6N-XY227490	07.96	+ ABS	03.0137-0268.2	650268		200 x 40 HEB	
	1.05		6N-XY227490	10.94	+ ABS	03.0137-9168.2	669168		Einbausatz	
1.05		6N-XY227490	10.94	+ ABS						
1.3		6N-XY227490	10.94	+ ABS						
1.3		6N-XY227490	10.94	+ ABS						
1.4	40	6N-XY227489	07.95	+ ABS						
1.4	40	6N-XY227490	09.01	+ ABS						

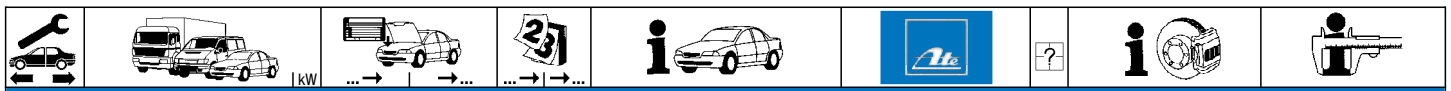
1) + / - motorsports / + / - motorsports / + / - Motorsport / + / - motorismo
2) without sensor ring / senza sensori / sans secours ABS / sin anillo sensor ABS
3) with sensor ring / con sensori / avec secours ABS / con anillo sensor ABS



VOLKSWAGEN POLO III (95-01)

	1.4 1.4 1.4 16V 1.4 16V 1.4 16V 1.4 TDI 1.6 1.6 1.7 SDI 1.7 SDI 1.9 D 1.9 D 1.9 SDI 1.9 SDI	44 44 55 74 74 55 55 55 6N-XY227490 6N-XY227490 6N-XY227490 6N-XY227490 6N-XY227490	6N-XY227489 6N-XY227490 6N-XY227489 6N-XY227489 6N-XY227489 6N-XY227489 6N-XY227489 6N-XY227489 6N-XY227489 6N-XY227489 6N-XY227489 6N-XY227489	07.95 01.99 04.96 01.99 10.94 05.97 10.94 10.94 10.94	+ ABS - ABS + ABS/ - ⊕ - ⊕ - ABS + ABS + ABS + ABS + ABS	03.0137-0268.2 03.0137-9168.2	650268 669168		200 x 40 HEB Einbausatz	VW VW
	1.0 1.05 1.3 1.4 1.4 1.4 16V 1.6 1.7 SDI 1.9 D 1.9 SDI		6N-XY227489 6N-XY227489 6N-XY227489 6N-XY227489 6N-XY227489 6N-XY227489 6N-XY227489 6N-XY227489 6N-XY227489 6N-XY227489	07.96 10.94 10.94 07.95 07.95 04.96 10.94 05.97 10.94 10.94	- ABS - ABS - ABS - ABS - ABS - ABS/ - ⊕ - ABS - ABS - ABS - ABS	24.0218-0007.1 24.0218-0707.2	480003 480211		180/181 x 38,5 - Lager 180/181 x 38,5 + Lager	
	1.0 1.0 1.05 1.3 1.3 1.4 1.4 1.4 1.4 1.4 16V 1.4 16V 1.4 16V 1.4 TDI 1.6 1.6 1.7 SDI 1.7 SDI 1.9 D 1.9 D 1.9 SDI 1.9 SDI	6N-XY227490 6N-XY227490 6N-XY227490 6N-XY227490 6N-XY227490 40 6N-XY227490 40 44 6N-XY227490 44 55 74 6N-XY227490 74 55 55 55 6N-XY227490 6N-XY227490 6N-XY227490 6N-XY227490 6N-XY227490 6N-XY227490	6N-XY420000 6N-XY227489 6N-XY420000 6N-XY420000 6N-XY227489 6N-XY420000 6N-XY227489 6N-XY420000 6N-XY227489 6N-XY420000 6N-XY420000 6N-XY420000 6N-XY227489 6N-XY420000 6N-XY420000 6N-XY420000 6N-XY227489 6N-XY420000 6N-XY420000 6N-XY420000 6N-XY227489	07.96 10.94 10.94 10.94 07.95 07.95 01.99 04.96 01.99 10.94 09.99 05.97 10.94 10.94	+ ABS + ABS + ABS + ABS + ABS - ABS + ABS/ - ⊕ - ABS + ABS + ABS + ABS + ABS	24.0220-0018.1 24.0220-0718.2	480019 480209	ohne Sensorring ¹⁾ ohne Sensorring ¹⁾	200/201,5 x 50,5 - Lager 200/201,5 x 50,5 + Lager	
	1.0 1.05 1.3 1.4 1.4 1.4 16V 1.4 16V 1.4 TDI 1.7 SDI 1.9 D 1.9 SDI	6N-XY420001 6N-XY420001 6N-XY420001 40 6N-XY420001 44 6N-XY420001 55 6N-XY420001 74 6N-XY420001 55 6N-XY420001 6N-XY420001 6N-XY420001 6N-XY420001		09.01 09.01 09.01 09.01 09.01 09.01 09.01 09.01 09.01 09.01 09.01	- ABS - ABS - ABS - ABS - ABS - ABS - ABS - ABS	24.0220-0032.1	480130		200/201,5 x 50,5	
	1.0 1.05 1.3 1.4 1.4 1.4 16V 1.6 1.7 SDI 1.9 D 1.9 SDI	40 44 74 55	6N-XY227489 6N-XY227489 6N-XY227489 6N-XY227489 6N-XY227489 6N-XY227489 6N-XY227489 6N-XY227489 6N-XY227489 6N-XY227489	07.96 10.94 10.94 07.95 04.96 10.94 05.97 10.94 10.94	- ABS - ABS - ABS - ABS - ABS/ - ⊕ - ABS - ABS - ABS - ABS	03.0420-0617.3 03.0520-3917.3	680617 693917	+ Rz GG ²⁾ + Rz ALU ³⁾	17,46/180x31 Kit 17,46/180x31 TopKit	VW VW
	1.0 1.0 1.05 1.3 1.3 1.4 1.4 1.4 1.4 1.4 1.4 16V 1.4 16V 1.4 16V 1.4 TDI 1.6 1.6 1.7 SDI 1.7 SDI 1.9 D 1.9 D	6N-XY227490 6N-XY227490 6N-XY227490 6N-XY227490 40 40 6N-XY227490 44 44 6N-XY227490 44 6N-XY227490 55 74 74 6N-XY227490 55 55 55 6N-XY227490 6N-XY227490 6N-XY227490 6N-XY227490	6N-XY227489 6N-XY227489 6N-XY227489 6N-XY227489 6N-XY227489 6N-XY227489 6N-XY227489 6N-XY227489 6N-XY227489 6N-XY227489 6N-XY227489 6N-XY227489 6N-XY227489 6N-XY227489 6N-XY227489 6N-XY227489 6N-XY227489 6N-XY227489 6N-XY227489	07.96 10.94 10.94 10.94 07.95 07.95 01.99 04.96 01.99 10.94 09.99 05.97 10.94 10.94	+ ABS + ABS + ABS + ABS + ABS + ABS + ABS/ - ⊕ - ⊕ + ABS + ABS + ABS + ABS + ABS + ABS	03.0420-1517.3 03.0520-1517.3	681517 691517		17,46/200x40 Kit 17,46/200x40 TopKit	VW VW

¹⁾ without sensor ring / senza sensori / sans secours ABS / sin anillo sensor ABS
²⁾ + WC cast iron / + CR ghisa / + CR fonte grise / + CR fundición de gris
³⁾ + WC aluminium / + CR alluminio / + CR aluminium / + CR aluminio








VOLKSWAGEN POLO III (95-01)

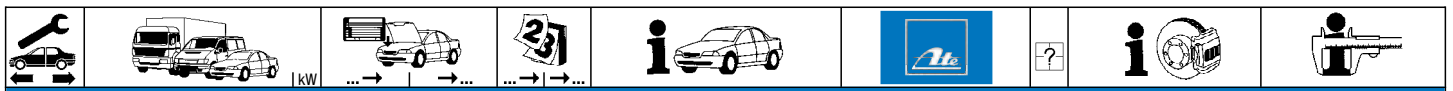
	1.9 SDI 1.9 SDI	6N-XY227490	6N-XY227489	10.94	+ ABS	03.0420-1517.3 681517 03.0520-1517.3 691517		17,46/200x40 Kit 17,46/200x40 TopKit	VW VW
	1.4 16V 1.4 TDI	55 55		01.99 01.99	09.01 - ABS 09.01 - ABS	03.0420-4219.3 684219 03.0520-4219.3 694219		19,05/200x40 Kit 19,05/200x40 TopKit	VW VW

VOLKSWAGEN POLO IV (02-09)

	1.2 1.2 1.2 1.4 16V 1.4 16V 1.4 16V 1.4 FSI 1.4 TDI 1.6 16V 1.8 GTI 1.8 GTI 1.9 SDI 1.9 TDI 1.9 TDI 2.0	40 40 51 63 74 63 74 77 110 132 74 96 85		11.01 11.01 04.07 11.01 05.06 11.01 11.01 05.06 09.05 06.06 11.01 11.01 10.03 04.02	05.09 05.09 05.09 05.09 05.09 05.09 05.09 05.09 05.09 05.09 05.09 05.09 05.09 05.09	PR: 1LM,1ZN PR: 1LM,1ZN PR: 1LM,1ZN PR: 1LM,1ZN PR: 1LM,1ZN PR: 1LM,1ZN PR: 1LM,1ZN PR: 1LM,1ZN PR: 1LM,1ZN PR: 1LM,1ZN PR: 1LM,1ZN PR: 1LM,1ZN PR: 1LM,1ZN PR: 1LM,1ZN	13.0460-7164.2 607164 13.0460-7100.2 607100 13.0470-7100.2 LD7100		21868 17,2 +/WK 21866 17,2 + 21866 17,2 +	VW VW ATE
	1.2 1.2 1.2 1.4 16V 1.4 16V 1.4 16V 1.4 FSI 1.4 TDI 1.6 16V 1.8 GTI 1.8 GTI 1.9 SDI 1.9 TDI 1.9 TDI 2.0	40 40 51 63 74 63 74 77 110 132 74 96 85		11.01 11.01 04.07 11.01 05.06 11.01 11.01 05.06 09.05 06.06 11.01 11.01 10.03 04.02	05.09 05.09 05.09 05.09 05.09 05.09 05.09 05.09 05.09 05.09 05.09 05.09 05.09 05.09	PR: 1LQ,1LR,1ZG PR: 1LQ,1LR,1ZG PR: 1LQ,1LR,1ZG PR: 1LQ,1LR,1ZG PR: 1LQ,1LR,1ZG PR: 1LQ,1LR,1ZG PR: 1LQ,1LR,1ZG PR: 1LQ,1LR,1ZG PR: 1LQ,1LR,1ZG PR: 1LQ,1LR,1ZG PR: 1LQ,1LR,1ZG PR: 1LQ,1LR,1ZG PR: 1LQ,1LR,1ZG PR: 1LQ,1LR,1ZG	13.0460-7117.2 607117 13.0470-7117.2 LD7117		23131 19,6 +/WK 23131 19,6 +/WK	VW VW
	1.2 1.2 1.2 1.4 16V 1.4 16V 1.4 16V 1.4 FSI 1.4 TDI 1.6 16V 1.8 GTI 1.8 GTI 1.9 SDI 1.9 TDI 1.9 TDI 2.0	40 40 51 63 74 63 74 77 110 132 74 96 85		11.01 11.01 04.07 11.01 05.06 11.01 11.01 05.06 09.05 06.06 11.01 11.01 10.03 04.02	05.09 05.09 05.09 05.09 05.09 05.09 05.09 05.09 05.09 05.09 05.09 05.09 05.09 05.09	PR: 12F PR: 12F PR: 12F PR: 12F PR: 12F PR: 12F PR: 12F PR: 12F PR: 12F PR: 12F PR: 12F PR: 12F PR: 12F	13.0460-7111.2 607111 13.0470-7111.2 LD7111		23130 19,6 + 23130 19,6 +	VW VW
	1.2 1.2 1.2 1.4 16V 1.4 16V 1.4 16V 1.4 FSI 1.4 TDI 1.6 16V 1.8 GTI 1.8 GTI 1.9 SDI 1.9 TDI 1.9 TDI 2.0	40 40 51 63 74 63 74 77 110 132 74 96 85		11.01 11.01 04.07 11.01 05.06 11.01 11.01 05.06 09.05 06.06 11.01 11.01 10.03 04.02	05.09 05.09 05.09 05.09 05.09 05.09 05.09 05.09 05.09 05.09 05.09 05.09 05.09 05.09	PR: 1LN,1ZD,1ZH PR: 1LN,1ZD,1ZH PR: 1LN,1ZD,1ZH PR: 1LN,1ZD,1ZH PR: 1LN,1ZD,1ZH PR: 1LN,1ZD,1ZH PR: 1LN,1ZD,1ZH PR: 1LN,1ZD,1ZH PR: 1LN,1ZD,1ZH PR: 1LN,1ZD,1ZH PR: 1LN,1ZD,1ZH PR: 1LN,1ZD,1ZH PR: 1LN,1ZD,1ZH PR: 1LN,1ZD,1ZH	13.0460-2883.2 602883 13.0460-2884.2 602884 13.0470-2884.2 LD2884		23581 18,8 /S 23843 18,8 +/WK/S 23843 18,8 +/WK/S	LUC LUC LUC
	1.2 1.2 1.2 1.4 16V 1.4 16V 1.4 16V 1.4 FSI 1.4 TDI 1.6 16V 1.8 GTI 1.8 GTI 1.9 SDI 1.9 TDI 1.9 TDI 2.0	40 40 51 63 74 63 74 77 110 132 74 96 85		11.01 11.01 04.07 11.01 05.06 11.01 11.01 05.06 09.05 06.06 11.01 11.01 10.03 04.02	05.09 05.09 05.09 05.09 05.09 05.09 05.09 05.09 05.09 05.09 05.09 05.09 05.09 05.09	PR: 1LJ PR: 1LJ PR: 1LJ PR: 1LJ PR: 1LJ PR: 1LJ PR: 1LJ PR: 1LJ PR: 1LJ PR: 1LJ PR: 1LJ PR: 1LJ PR: 1LJ PR: 1LJ	13.0460-7122.2 607122 13.0470-7122.2 LD7122		23392 20,3 +/WK 23392 20,3 +/WK	ATE ATE
	1.2 1.2 1.2 1.4 16V 1.4 16V	40 40 51 63		11.01 11.01 04.07 11.01 05.06	05.09 05.09 05.09 05.09 05.09	PR: 1LM,1ZN PR: 1LM,1ZN PR: 1LM,1ZN PR: 1LM,1ZN PR: 1LM,1ZN	24.0118-0137.1 418137 24.0318-0137.1 518137		239 18,0 16,0 V L +S +B 239 18,0 16,0 V L +S +B PD	



VOLKSWAGEN POLO IV (02-09)											
	1.4 16V	74		11.01	05.09	PR: 1LM,1ZN	24.0118-0137.1	418137		239 18,0 16,0 V L +S +B 239 18,0 16,0 V L +S +B PD	
	1.4 FSI			11.01	05.09	PR: 1LM,1ZN	24.0318-0137.1	518137			
	1.4 TDI			11.01	05.09	PR: 1LM,1ZN					
	1.6 16V	77		05.06	05.09	PR: 1LM,1ZN					
	1.8 GTI	110		09.05	05.09	PR: 1LM,1ZN					
	1.8 GTI	132		06.06	05.09	PR: 1LM,1ZN					
	1.9 SDI			11.01	05.09	PR: 1LM,1ZN					
	1.9 TDI	74		11.01	05.09	PR: 1LM,1ZN					
	1.9 TDI	96		10.03	05.09	PR: 1LM,1ZN					
	2.0	85		04.02	05.09	PR: 1LM,1ZN					
	1.2			11.01	05.09	PR: 1LQ,1LR,1ZF,1ZG	24.0122-0151.1	422151			256 22,0 19,0 V L +S +B 256 22,0 19,0 V L +S +B PD
	1.2	40		11.01	05.09	PR: 1LQ,1LR,1ZF,1ZG	24.0322-0151.1	522151			
	1.2	51		04.07	05.09	PR: 1LQ,1LR,1ZF,1ZG					
	1.4 16V			11.01	05.09	PR: 1LQ,1LR,1ZF,1ZG					
	1.4 16V	63		05.06	05.09	PR: 1LQ,1LR,1ZF,1ZG					
1.4 16V	74		11.01	05.09	PR: 1LQ,1LR,1ZF,1ZG						
1.4 FSI			11.01	05.09	PR: 1LQ,1LR,1ZF,1ZG						
1.4 TDI			11.01	05.09	PR: 1LQ,1LR,1ZF,1ZG						
1.6 16V	77		05.06	05.09	PR: 1LQ,1LR,1ZF,1ZG						
1.8 GTI	110		09.05	05.09	PR: 1LQ,1LR,1ZF,1ZG						
1.8 GTI	132		06.06	05.09	PR: 1LQ,1LR,1ZF,1ZG						
1.9 SDI			11.01	05.09	PR: 1LQ,1LR,1ZF,1ZG						
1.9 TDI	74		11.01	05.09	PR: 1LQ,1LR,1ZF,1ZG						
1.9 TDI	96		10.03	05.09	PR: 1LQ,1LR,1ZF,1ZG						
2.0	85		04.02	05.09	PR: 1LQ,1LR,1ZF,1ZG						
1.2			11.01	05.09	PR: 1LN,1ZD,1ZH	24.0125-0113.1	425113		288 25,0 22,0 V L +S +B 288 25,0 22,0 V L +S +B PD		
1.2	40		11.01	05.09	PR: 1LN,1ZD,1ZH	24.0325-0113.1	525113				
1.2	51		04.07	05.09	PR: 1LN,1ZD,1ZH						
1.4 16V			11.01	05.09	PR: 1LN,1ZD,1ZH						
1.4 16V	63		05.06	05.09	PR: 1LN,1ZD,1ZH						
1.4 16V	74		11.01	05.09	PR: 1LN,1ZD,1ZH						
1.4 FSI			11.01	05.09	PR: 1LN,1ZD,1ZH						
1.4 TDI			11.01	05.09	PR: 1LN,1ZD,1ZH						
1.6 16V	77		05.06	05.09	PR: 1LN,1ZD,1ZH						
1.8 GTI	110		09.05	05.09	PR: 1LN,1ZD,1ZH						
1.8 GTI	132		06.06	05.09	PR: 1LN,1ZD,1ZH						
1.9 SDI			11.01	05.09	PR: 1LN,1ZD,1ZH						
1.9 TDI	74		11.01	05.09	PR: 1LN,1ZD,1ZH						
1.9 TDI	96		10.03	05.09	PR: 1LN,1ZD,1ZH						
2.0	85		04.02	05.09	PR: 1LN,1ZD,1ZH						
1.2			11.01	05.09	PR: 1LJ	24.0125-0123.1	425123		310 25,0 22,0 V L +B 310 25,0 22,0 V L +B PD		
1.2	40		11.01	05.09	PR: 1LJ	24.0325-0123.1	525123				
1.2	51		04.07	05.09	PR: 1LJ						
1.4 16V			11.01	05.09	PR: 1LJ						
1.4 16V	63		05.06	05.09	PR: 1LJ						
1.4 16V	74		11.01	05.09	PR: 1LJ						
1.4 FSI			11.01	05.09	PR: 1LJ						
1.4 TDI			11.01	05.09	PR: 1LJ						
1.6 16V	77		05.06	05.09	PR: 1LJ						
1.8 GTI	110		09.05	05.09	PR: 1LJ						
1.8 GTI	132		06.06	05.09	PR: 1LJ						
1.9 SDI			11.01	05.09	PR: 1LJ						
1.9 TDI	74		11.01	05.09	PR: 1LJ						
1.9 TDI	96		10.03	05.09	PR: 1LJ						
2.0	85		04.02	05.09	PR: 1LJ						
	1.2			11.01	05.09		24.0711-5273.3	360303		Radsensor Radsensor	
	1.2	40		11.01	05.09		24.0711-5274.3	360304			
	1.2	51		04.07	05.09						
	1.4 16V			11.01	05.09						
	1.4 16V	63		05.06	05.09						
	1.4 16V	74		11.01	05.09						
	1.4 FSI			11.01	05.09						
	1.4 TDI			11.01	05.09						
	1.6 16V	77		05.06	05.09						
	1.8 GTI	110		09.05	05.09						
	1.8 GTI	132		06.06	05.09						
	1.9 SDI			11.01	05.09						
	1.9 TDI	74		11.01	05.09						
	1.9 TDI	96		10.03	05.09						
	2.0	85		04.02	05.09						
	1.2			11.01	05.09	PR: 1KD,1KS,1KV	13.0460-2886.2	602886		20961 16,2 /S LUC 20961 16,2 /S LUC 20961 17,4 /S LUC 23554 17,2 +/WK/S LUC 23554 17,2 +/WK/S LUC Einbausatz LUC	
	1.2	40		11.01	05.09	PR: 1KD,1KS,1KV	13.0470-2886.2	LD2886			
	1.2	51		04.07	05.09	PR: 1KD,1KS,1KV	13.0460-2864.2	602864			
	1.4 16V			11.01	05.09	PR: 1KD,1KS,1KV	13.0460-2877.2	602877			
	1.4 16V	63		05.06	05.09	PR: 1KD,1KS,1KV	13.0470-2877.2	LD2877			
	1.4 16V	74		11.01	05.09	PR: 1KD,1KS,1KV	13.0460-0072.2	610072			
	1.4 FSI			11.01	05.09	PR: 1KD,1KS,1KV					
	1.4 TDI			11.01	05.09	PR: 1KD,1KS,1KV					
	1.6 16V	77		05.06	05.09	PR: 1KD,1KS,1KV					
	1.8 GTI	110		09.05	05.09	PR: 1KD,1KS,1KV					
	1.8 GTI	132		06.06	05.09	PR: 1KD,1KS,1KV					
	1.9 TDI	74		11.01	05.09	PR: 1KD,1KS,1KV					
	1.9 TDI	96		10.03	05.09	PR: 1KD,1KS,1KV					
	2.0	85		04.02	05.09	PR: 1KD,1KS,1KV					



















VOLKSWAGEN POLO IV (02-09)



















	1.2 1.2 1.2 1.4 16V 1.4 16V 1.4 16V 1.4 FSI 1.4 TDI 1.6 16V 1.8 GTI 1.8 GTI 1.9 TDI 1.9 TDI 2.0	40 51 63 74 77 110 132 74 96 85		11.01 11.01 04.07 11.01 05.06 11.01 11.01 11.01 05.06 09.05 06.06 11.01 10.03 04.02	05.09 05.09 05.09 05.09 05.09 05.09 05.09 05.09 05.09 05.09 05.09 05.09 05.09 05.09	PR: 1KK,1KT PR: 1KK,1KT PR: 1KK,1KT PR: 1KK,1KT PR: 1KK,1KT PR: 1KK,1KT PR: 1KK,1KT PR: 1KK,1KT PR: 1KK,1KT PR: 1KK,1KT PR: 1KK,1KT PR: 1KK,1KT PR: 1KK,1KT	13.0460-2894.2 13.0470-2894.2 13.0460-0072.2	602894 LD2894 610072			20961 17,4 /Zub/S 20961 17,4 /Zub/S Einbausatz	LUC LUC LUC
	1.2 1.2 1.2 1.4 16V 1.4 16V 1.4 16V 1.4 FSI 1.4 TDI 1.6 16V 1.8 GTI 1.8 GTI 1.9 TDI 1.9 TDI 2.0	40 51 63 74 77 110 132 74 96 85		11.01 11.01 04.07 11.01 05.06 11.01 11.01 11.01 05.06 09.05 06.06 11.01 10.03 04.02	05.09 05.09 05.09 05.09 05.09 05.09 05.09 05.09 05.09 05.09 05.09 05.09 05.09	PR: 1KD,1KS,1KT,1KV PR: 1KD,1KS,1KT,1KV PR: 1KD,1KS,1KT,1KV PR: 1KD,1KS,1KT,1KV PR: 1KD,1KS,1KT,1KV PR: 1KD,1KS,1KT,1KV PR: 1KD,1KS,1KT,1KV PR: 1KD,1KS,1KT,1KV PR: 1KD,1KS,1KT,1KV PR: 1KD,1KS,1KT,1KV PR: 1KD,1KS,1KT,1KV PR: 1KD,1KS,1KT,1KV PR: 1KD,1KS,1KT,1KV	24.0109-0123.1 24.0309-0123.1	409123 509123		230 9,0 7,0 +S +B 230 9,0 7,0 +S +B PD		
	1.2 1.2 1.2 1.4 16V 1.4 16V 1.4 16V 1.4 FSI 1.4 TDI 1.6 16V 1.8 GTI 1.8 GTI 1.9 SDI 1.9 TDI 1.9 TDI 2.0	40 51 63 74 77 110 132 74 96 85		11.01 11.01 04.07 11.01 05.06 11.01 11.01 11.01 05.06 09.05 06.06 11.01 11.01 10.03 04.02	05.09 05.09 05.09 05.09 05.09 05.09 05.09 05.09 05.09 05.09 05.09 05.09 05.09		24.0711-6233.3 24.0711-6234.3	360315 360316		Radsensor Radsensor		
	1.2 1.2 1.2 1.4 16V 1.4 FSI 1.4 TDI 1.9 SDI	40 51		11.01 11.01 04.07 11.01 11.01 11.01	05.09 05.09 05.09 05.09 05.09 05.09	PR: 1KB PR: 1KB PR: 1KB PR: 1KB PR: 1KB PR: 1KB	03.0137-0268.2 03.0137-9168.2	650268 669168		200 x 40 HEB Einbausatz	VW VW	
	1.2 1.2 1.2 1.4 16V 1.4 FSI 1.4 TDI 1.9 SDI	40 51		11.01 11.01 04.07 11.01 11.01 11.01	05.09 05.09 05.09 05.09 05.09 05.09	PR: 1KB PR: 1KB PR: 1KB PR: 1KB PR: 1KB	24.0220-0037.1	480161		200/201,5 x 50,5		
	1.2 1.2 1.4 16V 1.4 FSI 1.4 TDI 1.9 SDI	40		11.01 11.01 11.01 11.01 11.01	05.09 05.09 05.09 05.09 05.09	PR: 1KB PR: 1KB PR: 1KB PR: 1KB PR: 1KB	03.0520-1517.3 03.0420-1517.3	691517 681517		17,46/200x40 TopKit 17,46/200x40 Kit	VW VW	


















VOLKSWAGEN POLO V (09-)

	1.2 1.2 1.2 TDI 1.2 TSI 1.2 TSI 1.4 1.4 BiFuel 1.4 GTI 1.4 TSI 1.6 BiFuel 1.6 TDI 1.6 TDI 1.6 TDI 2.0 R WRC	44 51 55 66 77 63 60 132 103 60 55 66 77 162		03.09 03.09 10.09 05.11 06.09 03.09 03.10 05.10 10.12 01.11 03.09 06.09 06.09 08.13	PR: 1ZG,1LR,1ZJ PR: 1ZG,1LR,1ZJ PR: 1ZG,1LR,1ZJ PR: 1ZG,1LR,1ZJ PR: 1ZG,1LR,1ZJ PR: 1ZG,1LR,1ZJ PR: 1ZG,1LR,1ZJ PR: 1ZG,1LR,1ZJ PR: 1ZG,1LR,1ZJ PR: 1ZG,1LR,1ZJ PR: 1ZG,1LR,1ZJ PR: 1ZG,1LR,1ZJ PR: 1ZG,1LR,1ZJ PR: 1ZG,1LR,1ZJ	13.0460-7111.2 13.0470-7111.2	607111 LD7111			23130 19,6 + 23130 19,6 +	VW VW
	1.2 1.2 1.2 TDI 1.2 TSI 1.2 TSI 1.4 1.4 BiFuel 1.4 GTI	44 51 55 66 77 63 60 132		03.09 03.09 10.09 05.11 06.09 03.09 03.10 05.10	PR: 1LN,1ZC,1ZD PR: 1LN,1ZC,1ZD PR: 1LN,1ZC,1ZD PR: 1LN,1ZC,1ZD PR: 1LN,1ZC,1ZD PR: 1LN,1ZC,1ZD PR: 1LN,1ZC,1ZD PR: 1LN,1ZC,1ZD	13.0460-7184.2 13.0470-7184.2	607184 LD7184			23587 20,6 +/WK 23587 20,6 +/WK	ATE ATE



	 kW							
VOLKSWAGEN POLO V (09-)								
	1.4 TSI 103 1.6 BiFuel 60 1.6 TDI 55 1.6 TDI 66 1.6 TDI 77 2.0 R WRC 162	10.12 01.11 03.09 06.09 06.09 08.13	PR: 1LN,1ZC,1ZD PR: 1LN,1ZC,1ZD PR: 1LN,1ZC,1ZD PR: 1LN,1ZC,1ZD PR: 1LN,1ZC,1ZD PR: 1LN,1ZC,1ZD	13.0460-7184.2 607184 13.0470-7184.2 LD7184			23587 20,6 +WK 23587 20,6 +WK	ATE ATE
	1.2 44 1.2 51 1.2 TDI 55 1.2 TSI 66 1.2 TSI 77 1.4 63 1.4 BiFuel 60 1.4 GTI 132 1.4 TSI 103 1.6 BiFuel 60 1.6 TDI 55 1.6 TDI 66 1.6 TDI 77	03.09 03.09 10.09 05.11 06.09 03.09 03.10 05.10 10.12 01.11 03.09 06.09 06.09	PR: 1LR,1ZG,1ZJ PR: 1LR,1ZG,1ZJ PR: 1LR,1ZG,1ZJ PR: 1LR,1ZG,1ZJ PR: 1LR,1ZG,1ZJ PR: 1LR,1ZG,1ZJ PR: 1LR,1ZG,1ZJ PR: 1LR,1ZG,1ZJ PR: 1LR,1ZG,1ZJ PR: 1LR,1ZG,1ZJ PR: 1LR,1ZG,1ZJ PR: 1LR,1ZG,1ZJ PR: 1LR,1ZG,1ZJ	24.0122-0151.1 422151			256 22,0 19,0 V L +S +B	
	1.2 44 1.2 51 1.2 TDI 55 1.2 TSI 66 1.2 TSI 77 1.4 63 1.4 BiFuel 60 1.4 GTI 132 1.4 TSI 103 1.6 BiFuel 60 1.6 TDI 55 1.6 TDI 66 1.6 TDI 77 2.0 R WRC 162	03.09 03.09 10.09 05.11 06.09 03.09 03.10 05.10 10.12 01.11 03.09 06.09 06.09 08.13	PR: 1LN,1ZC,1ZD PR: 1LN,1ZC,1ZD PR: 1LN,1ZC,1ZD PR: 1LN,1ZC,1ZD PR: 1LN,1ZC,1ZD PR: 1LN,1ZC,1ZD PR: 1LN,1ZC,1ZD PR: 1LN,1ZC,1ZD PR: 1LN,1ZC,1ZD PR: 1LN,1ZC,1ZD PR: 1LN,1ZC,1ZD PR: 1LN,1ZC,1ZD PR: 1LN,1ZC,1ZD	24.0125-0113.1 425113			288 25,0 22,0 V L +S +B	
	1.2 44 1.2 51 1.2 TDI 55 1.2 TSI 66 1.2 TSI 77 1.4 63 1.4 BiFuel 60 1.4 GTI 132 1.4 TSI 103 1.6 BiFuel 60 1.6 TDI 55 1.6 TDI 66 1.6 TDI 77 2.0 R WRC 162	03.09 03.09 10.09 05.11 06.09 03.09 03.10 05.10 10.12 01.11 03.09 06.09 06.09 08.13	PR: 1ZP,1ZR PR: 1ZP,1ZR PR: 1ZP,1ZR PR: 1ZP,1ZR PR: 1ZP,1ZR PR: 1ZP,1ZR PR: 1ZP,1ZR PR: 1ZP,1ZR PR: 1ZP,1ZR PR: 1ZP,1ZR PR: 1ZP,1ZR PR: 1ZP,1ZR PR: 1ZP,1ZR	24.0125-0123.1 425123			310 25,0 22,0 V L +B	
	1.2 44 1.2 51 1.2 TDI 55 1.2 TSI 66 1.2 TSI 77 1.4 63 1.4 BiFuel 60 1.4 GTI 132 1.4 TSI 103 1.6 BiFuel 60 1.6 TDI 55 1.6 TDI 66 1.6 TDI 77 2.0 R WRC 162	03.09 03.09 10.09 05.11 06.09 03.09 03.10 05.10 10.12 01.11 03.09 06.09 06.09 08.13		24.0711-5273.3 360303 24.0711-5274.3 360304		 	Radsensor Radsensor	
	1.2 44 1.2 51 1.2 TDI 55 1.2 TSI 66 1.2 TSI 77 1.4 63 1.4 BiFuel 60 1.4 GTI 132 1.4 TSI 103 1.6 BiFuel 60 1.6 TDI 55 1.6 TDI 66 1.6 TDI 77 2.0 R WRC 162	03.09 03.09 10.09 05.11 06.09 03.09 03.10 05.10 10.12 01.11 03.09 06.09 06.09 08.13	PR: 1KK,1KT,1KV PR: 1KK,1KT,1KV PR: 1KK,1KT,1KV PR: 1KK,1KT,1KV PR: 1KK,1KT,1KV PR: 1KK,1KT,1KV PR: 1KK,1KT,1KV PR: 1KK,1KT,1KV PR: 1KK,1KT,1KV PR: 1KK,1KT,1KV PR: 1KK,1KT,1KV PR: 1KK,1KT,1KV PR: 1KK,1KT,1KV	13.0460-2820.2 602820 13.0470-2820.2 LD2820			20961 17,2 /S 20961 17,2 /S	LUC LUC
	1.2 44 1.2 51 1.2 TDI 55 1.2 TSI 66 1.2 TSI 77 1.4 63 1.4 BiFuel 60 1.4 GTI 132 1.4 TSI 103 1.6 BiFuel 60 1.6 TDI 55 1.6 TDI 66	03.09 03.09 10.09 05.11 06.09 03.09 03.10 05.10 10.12 01.11 03.09 06.09	PR: 2EJ PR: 2EJ PR: 2EJ PR: 2EJ PR: 2EJ PR: 2EJ PR: 2EJ PR: 2EJ PR: 2EJ PR: 2EJ PR: 2EJ PR: 2EJ	13.0460-2894.2 602894 13.0470-2894.2 LD2894			20961 17,4 /Zub/S 20961 17,4 /Zub/S	LUC LUC

VOLKSWAGEN POLO V (09-)										
										
	1.6 TDI 2.0 R WRC	77 162		06.09 08.13	PR: 2EJ PR: 2EJ	13.0460-2894.2 13.0470-2894.2	602894 LD2894		20961 17,4 /Zub/S 20961 17,4 /Zub/S	LUC LUC
	1.2 1.2 1.2 TDI 1.2 TSI 1.2 TSI 1.4 1.4 BiFuel 1.4 GTI 1.4 TSI 1.6 BiFuel 1.6 TDI 1.6 TDI 1.6 TDI 2.0 R WRC	44 51 55 66 77 63 60 132 103 60 55 66 77 162		03.09 03.09 10.09 05.11 06.09 03.09 03.10 05.10 10.12 01.11 03.09 06.09 06.09 08.13	PR: 1KK,1KT,1KV,2EJ PR: 1KK,1KT,1KV,2EJ PR: 1KK,1KT,1KV,2EJ PR: 1KK,1KT,1KV,2EJ PR: 1KK,1KT,1KV,2EJ PR: 1KK,1KT,1KV,2EJ PR: 1KK,1KT,1KV,2EJ PR: 1KK,1KT,1KV,2EJ PR: 1KK,1KT,1KV,2EJ PR: 1KK,1KT,1KV,2EJ PR: 1KK,1KT,1KV,2EJ PR: 1KK,1KT,1KV,2EJ PR: 1KK,1KT,1KV,2EJ PR: 1KK,1KT,1KV,2EJ	24.0109-0123.1 24.0309-0123.1	409123 509123		230 9,0 7,0 +S +B 230 9,0 7,0 +S +B PD	
	1.2 1.2 1.2 TDI 1.2 TSI 1.2 TSI 1.4 1.4 BiFuel 1.4 GTI 1.4 TSI 1.6 BiFuel 1.6 TDI 1.6 TDI 1.6 TDI 2.0 R WRC	44 51 55 66 77 63 60 132 103 60 55 66 77 162		03.09 03.09 10.09 05.11 06.09 03.09 03.10 05.10 10.12 01.11 03.09 06.09 06.09 08.13		24.0711-6233.3 24.0711-6234.3	360315 360316	 	Radsensor Radsensor	
	1.2 1.2 1.2 TDI 1.2 TSI 1.2 TSI 1.4 1.4 BiFuel 1.4 TSI 1.6 BiFuel 1.6 TDI 1.6 TDI 1.6 TDI	44 51 55 66 77 63 60 103 60 55 66 77		03.09 03.09 10.09 05.11 06.09 03.09 03.10 10.12 01.11 03.09 06.09 06.09	PR: 1KB,1KM PR: 1KB,1KM PR: 1KB,1KM PR: 1KB,1KM PR: 1KB,1KM PR: 1KB,1KM PR: 1KB,1KM PR: 1KB,1KM PR: 1KB,1KM PR: 1KB,1KM PR: 1KB,1KM PR: 1KB,1KM	03.0137-0268.2 03.0137-9168.2	650268 669168		200 x 40 HEB Einbausatz	VW VW
	1.2 1.2 1.2 TDI 1.2 TSI 1.2 TSI 1.4 1.4 BiFuel 1.4 TSI 1.6 BiFuel 1.6 TDI 1.6 TDI 1.6 TDI	44 51 55 66 77 63 60 103 60 55 66 77		03.09 03.09 10.09 05.11 06.09 03.09 03.10 10.12 01.11 03.09 06.09 06.09	PR: 1KB,1KM PR: 1KB,1KM PR: 1KB,1KM PR: 1KB,1KM PR: 1KB,1KM PR: 1KB,1KM PR: 1KB,1KM PR: 1KB,1KM PR: 1KB,1KM PR: 1KB,1KM PR: 1KB,1KM PR: 1KB,1KM	24.0220-0037.1	480161		200/201,5 x 50,5	
	1.2 1.2 1.2 TDI 1.2 TSI 1.2 TSI 1.4 1.4 BiFuel 1.4 TSI 1.6 BiFuel 1.6 TDI 1.6 TDI 1.6 TDI	44 51 55 66 77 63 60 103 60 55 66 77		03.09 03.09 10.09 05.11 06.09 03.09 03.10 10.12 01.11 03.09 06.09 06.09	PR: 1KB,1KM PR: 1KB,1KM PR: 1KB,1KM PR: 1KB,1KM PR: 1KB,1KM PR: 1KB,1KM PR: 1KB,1KM PR: 1KB,1KM PR: 1KB,1KM PR: 1KB,1KM PR: 1KB,1KM PR: 1KB,1KM	03.0520-4817.3	694817		17,46/200x40 TopKit	VW
VOLKSWAGEN POLO Classic (96-01)										
	1.4 1.4 1.6 1.7 SDI 1.9 SDI		6K-V-022628 6K-V-022628 6K-V-022628 6K-V-022628 6K-V-022628	12.95 12.95 05.96 07.97 12.95	- ABS + ABS	13.0460-7059.2 13.0460-7072.2	607059 607072		20887 17,3 +/Zub 21866 19,7 +	VW VW
	1.4 1.6 1.7 SDI 1.9 SDI		6K-V-022629 6K-V-022629 6K-V-022629 6K-V-022629		09.01 09.01 09.01 09.01	13.0460-7101.2	607101		21866 15,3 +	VW
	1.6 1.6 1.8 1.9 TDI 1.9 TDI 2.0	55 74		05.96 05.96 03.98 09.96 06.98 03.99	09.01 09.01 09.01 + (MS) 09.01 09.01 + (MS)	13.0460-2821.2	602821		21945 16,0 /S	LUC














									
VOLKSWAGEN POLO Classic (96-01)									
	1.4		6K-V-022628	12.95	- ABS	24.0110-0151.1 24.0310-0151.1	410151 510151	239 10,0 8,0 +S +B 239 10,0 8,0 +S +B PD	
	1.4		6K-V-022628	12.95	+ ABS	24.0112-0106.1 24.0312-0106.1	412106 512106	239 12,0 10,0 +S +B 239 12,0 10,0 +S +B PD	
	1.6	55	6K-V-022628	05.96					
	1.7 SDI		6K-V-022628	07.97					
	1.9 SDI		6K-V-022628	12.95					
	1.4		6K-V-022629		09.01	24.0120-0123.1 24.0320-0123.1	420123 520123	239 20,0 18,0 V L +S +B 239 20,0 18,0 V L +S +B PD	
	1.6	55	6K-V-022629		09.01				
	1.7 SDI		6K-V-022629		09.01				
	1.9 SDI		6K-V-022629		09.01				
	1.6	55		05.96	09.01	24.0120-0128.1 24.0320-0128.1	420128 520128	256 20,0 18,0 V L +S +B 256 20,0 18,0 V L +S +B PD	
1.6	74		05.96	09.01					
1.8			03.98	09.01 + MEX					
1.9 TDI	66		09.96	09.01					
1.9 TDI	81		06.98	09.01					
2.0	85		03.99	09.01 + MEX					
	1.4			12.95	09.01	24.0711-1361.3 24.0711-1362.3	360022 360023	Radsensor Radsensor	
	1.6	55		11.95	09.01				
	1.6	74		05.96	09.01				
	1.7 SDI			11.97	09.01				
	1.8			03.98	09.01 + MEX				
	1.9 SDI			12.95	09.01				
	1.9 TDI	66		01.97	09.01				
	1.9 TDI	81		06.98	09.01				
	2.0	85		03.99	09.01 + MEX				
		1.9 TDI	81		06.98	09.99 - ABS	13.0460-2937.2	602937	20961 15,2 /Zub/S LUC
1.9 TDI		81		06.98	09.99 + ABS	13.0460-2984.2 13.0460-0072.2	602984 610072	20961 17,2 /Zub/S LUC Einbausatz LUC	
1.9 TDI		81		10.99	09.01	13.0460-2894.2 13.0470-2894.2 13.0460-2886.2 13.0470-2886.2 13.0460-0072.2	602894 LD2894 602886 LD2886 610072	20961 17,4 /Zub/S LUC 20961 17,4 /Zub/S LUC 20961 16,2 /S LUC 20961 16,2 /S LUC Einbausatz LUC	
1.9 TDI		81		06.98	09.99	24.0110-0111.1 24.0110-0275.2	410111 410275	ohne Sensorring ¹⁾ mit Sensorring ²⁾ 226 10,0 8,0 +B 226 10,0 8,0	
	1.9 TDI	81		10.99	09.01	24.0109-0124.1	409124	232 9,0 7,0 +B	
	1.4			12.95	09.01	24.0711-6049.3	360126	2 Radsensor	
	1.6	55		11.95	09.01				
	1.6	74		05.96	09.01				
	1.7 SDI			11.97	09.01				
	1.8			03.98	09.01 + MEX				
	1.9 SDI			12.95	09.01				
	1.9 TDI	66		01.97	09.01				
	1.9 TDI	81		06.98	09.01				
	2.0	85		03.99	09.01 + MEX				
	1.4			12.95	09.99 - ABS	03.0137-0126.2 03.0137-9008.2	650126 669008	180 x 31 HEB Einbausatz	
	1.6	55		11.95	09.99 - ABS				
	1.4			12.95	09.99 + ABS	03.0137-0268.2 03.0137-9168.2	650268 669168	200 x 40 HEB Einbausatz VW VW	
	1.4			10.99	09.01 + ABS				
	1.6	55		11.95	09.99 + ABS				
	1.6	55		10.99	09.01				
	1.6	74		12.95	09.01				
	1.7 SDI			07.97	09.01				
	1.8			03.98	09.01 + MEX				
	1.9 SDI			12.95	09.01				
1.9 TDI	66		09.96	09.01					
2.0	85		03.99	09.01 + MEX					
	1.4			12.95	09.99 - ABS	24.0218-0007.1 24.0218-0707.2	480003 480211	180/181 x 38,5 - Lager 180/181 x 38,5 + Lager	
	1.6	55		11.95	09.99 - ABS				
	1.4			12.95	09.99 + ABS	24.0220-0018.1 24.0220-0718.2	480019 480209	ohne Sensorring ¹⁾ ohne Sensorring ¹⁾ 200/201,5 x 50,5 - Lager 200/201,5 x 50,5 + Lager	
	1.6	55		11.95	09.99 + ABS				
	1.6	74		12.95	09.99				
	1.7 SDI			07.97	09.99				
	1.8			03.98	09.99 + MEX				
	1.9 SDI			12.95	09.99				
	1.9 TDI	66		09.96	09.99				
	2.0	85		03.99	09.99 + MEX				
	1.4			10.99	09.01	24.0220-0032.1	480130	200/201,5 x 50,5	
	1.6	55		10.99	09.01				
	1.6	74		10.99	09.01				
	1.7 SDI			10.99	09.01				
	1.8			10.99	09.01 + MEX				
	1.9 SDI			10.99	09.01				
	1.9 TDI	66		10.99	09.01				
	2.0	85		10.99	09.01 + MEX				
		1.4			12.95	09.99 - ABS	03.0420-0617.3 03.0520-3917.3	680617 693917	+ Rz GG ³⁾ + Rz ALU ⁴⁾ 17,46/180x31 Kit VW 17,46/180x31 TopKit VW
		1.6	55		11.95	09.99 - ABS			
1.4				12.95	09.99 + ABS	03.0420-4219.3 03.0520-4219.3	684219 694219	19,05/200x40 Kit VW 19,05/200x40 TopKit VW	
1.4				10.99	09.01				
1.6		55		11.95	09.99 + ABS				
1.6		55		10.99	09.01				
1.6		74		12.95	09.01				
1.7 SDI				07.97	09.01				
1.8				03.98	09.01 + MEX				
1.9 SDI				12.95	09.01				

¹⁾ without sensor ring / senza sensori / sans secours ABS / sin anillo sensor ABS
























²⁾ with sensor ring / con sensori / avec secours ABS / con anillo sensor ABS

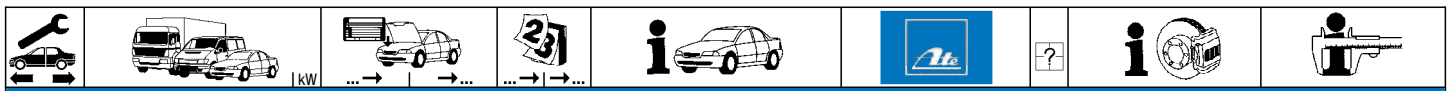
³⁾ + WC cast iron / + CR ghisa / + CR fonte grise / + CR fundición de gris

⁴⁾ + WC aluminium / + CR alluminio / + CR aluminium / + CR aluminio

VOLKSWAGEN POLO Classic (96-01)											
	1.9 TDI 2.0	66 85		09.96 03.99	09.01 09.01	+ ABS	03.0420-4219.3 03.0520-4219.3	684219 694219		19,05/200x40 Kit 19,05/200x40 TopKit	VW VW
VOLKSWAGEN POLO Variant (97-01)											
	1.4 1.4 1.6 1.7 SDI 1.9 SDI		6K-V-022628 6K-V-022628 6K-V-022628 6K-V-022628 6K-V-022628	03.97 03.97 05.97 08.97 03.97		- ABS + ABS	13.0460-7059.2 13.0460-7072.2	607059 607072		20887 17,3 +/Zub 21866 19,7 +	VW VW
	1.4 1.6 1.7 SDI 1.9 SDI	55	6K-V-022629 6K-V-022629 6K-V-022629 6K-V-022629		09.01 09.01 09.01 09.01		13.0460-7101.2	607101		21866 15,3 +	VW
	1.6 1.8 1.9 TDI 1.9 TDI	74 66 81		05.97 05.97 01.97 06.98	09.01 09.01 09.01 09.01		13.0460-2821.2	602821		21945 16,0 /S	LUC
	1.4 1.4 1.6 1.7 SDI 1.9 SDI		6K-V-022628 6K-V-022628 6K-V-022628 6K-V-022628 6K-V-022628	03.97 03.97 05.97 08.97 03.97		- ABS + ABS	24.0110-0151.1 24.0310-0151.1	410151 510151		239 10,0 8,0 +S +B 239 10,0 8,0 +S +B PD	
	1.4 1.6 1.7 SDI 1.9 SDI	55	6K-V-022629 6K-V-022629 6K-V-022629 6K-V-022629		09.01 09.01 09.01 09.01		24.0112-0106.1 24.0312-0106.1	412106 512106		239 12,0 10,0 +S +B 239 12,0 10,0 +S +B PD	
	1.4 1.6 1.7 SDI 1.9 SDI	55	6K-V-022629 6K-V-022629 6K-V-022629 6K-V-022629		09.01 09.01 09.01 09.01		24.0120-0123.1 24.0320-0123.1	420123 520123		239 20,0 18,0 V L +S +B 239 20,0 18,0 V L +S +B PD	
	1.6 1.8 1.9 TDI 1.9 TDI	74 66 81		05.97 05.97 01.97 06.98	09.01 09.01 09.01 09.01		24.0120-0128.1 24.0320-0128.1	420128 520128		256 20,0 18,0 V L +S +B 256 20,0 18,0 V L +S +B PD	
	1.4 1.6 1.7 SDI 1.8 1.9 SDI 1.9 TDI 1.9 TDI			03.97 05.97 08.97 05.97 03.97 01.97 06.98	09.01 09.01 09.01 09.01 09.01 09.01 09.01	+ ABS + ABS + ABS + ABS + ABS + ABS + ABS	24.0711-1361.3 24.0711-1362.3	360022 360023		Radsensor Radsensor	
	1.9 TDI	81		06.98	09.01		13.0460-2894.2 13.0470-2894.2 13.0460-2886.2 13.0470-2886.2 13.0460-0072.2	602894 LD2894 602886 LD2886 610072		20961 17,4 /Zub/S 20961 17,4 /Zub/S 20961 16,2 /S 20961 16,2 /S Einbausatz	LUC LUC LUC LUC LUC
	1.9 TDI	81		06.98	09.01		24.0109-0124.1	409124		232 9,0 7,0 +B	
	1.4 1.6 1.7 SDI 1.8 1.9 SDI 1.9 TDI 1.9 TDI			03.97 05.97 08.97 05.97 03.97 01.97 06.98	09.01 09.01 09.01 09.01 09.01 09.01 09.01		24.0741-1108.3	360093	2 	Radsensor L=843	
	1.4 1.6 1.7 SDI 1.8 1.9 SDI 1.9 TDI			03.97 05.97 08.97 05.97 03.97 01.97	09.01 09.01 09.01 09.01 09.01 09.01		03.0137-0268.2 03.0137-9168.2	650268 669168		200 x 40 HEB Einbausatz	VW VW
	1.4 1.6 1.7 SDI 1.8 1.9 SDI 1.9 TDI			03.97 05.97 08.97 05.97 03.97 01.97	09.99 09.99 09.99 09.99 09.99 09.99		24.0220-0018.1 24.0220-0718.2	480019 480209	ohne Sensorring ¹⁾ ohne Sensorring ¹⁾	200/201,5 x 50,5 - Lager 200/201,5 x 50,5 + Lager	
	1.4 1.6 1.7 SDI 1.8 1.9 SDI 1.9 TDI			10.99 10.99 10.99 10.99 10.99	09.01 09.01 09.01 09.01 09.01		24.0220-0032.1	480130		200/201,5 x 50,5	
	1.4 1.6 1.7 SDI 1.8 1.9 SDI 1.9 TDI			03.97 05.97 08.97 05.97 03.97 01.97	09.01 09.01 09.01 09.01 09.01 09.01		03.0420-4219.3 03.0520-4219.3	684219 694219		19,05/200x40 Kit 19,05/200x40 TopKit	VW VW
VOLKSWAGEN SCIROCCO (08-)											
	1.4 TSI 1.4 TSI 2.0 R 2.0 TDI 2.0 TDI	90 118 195 103 125		09.08 08.08 11.09 10.08 05.09		PR: 1LJ,1ZA,1ZB,1ZD,1ZE,1ZP PR: 1LJ,1ZA,1ZB,1ZD,1ZE,1ZP PR: 1LJ,1ZA,1ZB,1ZD,1ZE,1ZP PR: 1LJ,1ZA,1ZB,1ZD,1ZE,1ZP PR: 1LJ,1ZA,1ZB,1ZD,1ZE,1ZP	13.0460-7184.2 13.0470-7184.2	607184 LD7184		23587 20,6 +/WK 23587 20,6 +/WK	ATE ATE

¹⁾ without sensor ring / senza sensori / sans secours ABS / sin anillo sensor ABS

									
VOLKSWAGEN SCIROCCO (08-)									
	2.0 TDI	130	01.13	PR: 1LJ,1ZA,1ZB,1ZD,1ZE,1ZP	13.0460-7184.2	607184		23587 20,6 +WK	ATE
	2.0 TSI		08.08	PR: 1LJ,1ZA,1ZB,1ZD,1ZE,1ZP	13.0470-7184.2	LD7184		23587 20,6 +WK	ATE
	1.4 TSI	90	09.08	PR: 1ZK	13.0460-7227.2	607227		23801 20,3 +WK	ATE
	1.4 TSI	118	08.08	PR: 1ZK	13.0470-7227.2	LD7227		23801 20,4 +WK	ATE
	2.0 R	195	11.09	PR: 1ZK					
	2.0 TDI	103	10.08	PR: 1ZK					
	2.0 TDI	125	05.09	PR: 1ZK					
2.0 TDI	130	01.13	PR: 1ZK						
2.0 TSI		08.08	PR: 1ZK						
	1.4 TSI	90	09.08	PR: 1ZE,1ZP	24.0125-0145.1	425145		288 25,0 22,0 V L +S +B	
	1.4 TSI	118	08.08	PR: 1ZE,1ZP	24.0325-0145.1	525145		288 25,0 22,0 V L +S +B PD	
	2.0 R	195	11.09	PR: 1ZE,1ZP					
	2.0 TDI	103	10.08	PR: 1ZE,1ZP					
	2.0 TDI	125	05.09	PR: 1ZE,1ZP					
	2.0 TDI	130	01.13	PR: 1ZE,1ZP					
	2.0 TSI		08.08	PR: 1ZE,1ZP					
	1.4 TSI	90	09.08	PR: 1LJ,1ZA,1ZB,1ZD	24.0125-0158.1	425158		312 25,0 22,0 V L +S +B	
	1.4 TSI	118	08.08	PR: 1LJ,1ZA,1ZB,1ZD	24.0325-0158.1	525158		312 25,0 22,0 V L +S +B PD	
	2.0 R	195	11.09	PR: 1LJ,1ZA,1ZB,1ZD					
	2.0 TDI	103	10.08	PR: 1LJ,1ZA,1ZB,1ZD					
	2.0 TDI	125	05.09	PR: 1LJ,1ZA,1ZB,1ZD					
	2.0 TDI	130	01.13	PR: 1LJ,1ZA,1ZB,1ZD					
	2.0 TSI		08.08	PR: 1LJ,1ZA,1ZB,1ZD					
	1.4 TSI	90	09.08	PR: 1ZK	24.0130-0115.1	430115		345 30,0 27,0 V L +B	
	1.4 TSI	118	08.08	PR: 1ZK	24.0330-0115.1	530115		345 30,0 27,0 V L +B PD	
	2.0 R	195	11.09	PR: 1ZK					
	2.0 TDI	103	10.08	PR: 1ZK					
	2.0 TDI	125	05.09	PR: 1ZK					
	2.0 TDI	130	01.13	PR: 1ZK					
	2.0 TSI		08.08	PR: 1ZK					
	1.4 TSI	90	09.08		24.0711-5271.3	360301		Radsensor	
	1.4 TSI	118	08.08		24.0711-5272.3	360302		Radsensor	
	2.0 R	195	11.09						
	2.0 TDI	103	10.08						
	2.0 TDI	125	05.09						
	2.0 TDI	130	01.13						
	2.0 TSI		08.08						
	1.4 TSI	90	09.08	PR: 1KD	13.0460-2820.2	602820		20961 17,2 /S	LUC
	1.4 TSI	118	08.08	PR: 1KD	13.0470-2820.2	LD2820		20961 17,2 /S	LUC
	2.0 R	195	11.09	PR: 1KD	13.0460-0259.2	610259		Einbausatz	
	2.0 TDI	103	10.08	PR: 1KD					
	2.0 TDI	125	05.09	PR: 1KD					
	2.0 TDI	130	01.13	PR: 1KD					
	2.0 TSI		08.08	PR: 1KD					
	1.4 TSI	90	09.08	PR: 1KE,1KW	13.0460-2880.2	602880		23914 17,1 /WE/Zub/S	LUC
	1.4 TSI	118	08.08	PR: 1KE,1KW	13.0470-2880.2	LD2880		23914 17,1 /WE/Zub/S	LUC
	2.0 R	195	11.09	PR: 1KE,1KW	13.0460-0259.2	610259		Einbausatz	
	2.0 TDI	103	10.08	PR: 1KE,1KW					
	2.0 TDI	125	05.09	PR: 1KE,1KW					
	2.0 TDI	130	01.13	PR: 1KE,1KW					
	2.0 TSI		08.08	PR: 1KE,1KW					
	1.4 TSI	90	09.08	PR: 1KS	13.0460-3858.2	603858		24563 17,7 /Zub/S	BOS
	1.4 TSI	118	08.08	PR: 1KS					
	2.0 R	195	11.09	PR: 1KS					
	2.0 TDI	103	10.08	PR: 1KS					
	2.0 TDI	125	05.09	PR: 1KS					
	2.0 TDI	130	01.13	PR: 1KS					
	2.0 TSI		08.08	PR: 1KS					
	1.4 TSI	90	09.08	PR: 1KD	24.0110-0277.1	410277		253 10,0 8,0 +S +B	
	1.4 TSI	118	08.08	PR: 1KD	24.0310-0277.1	510277		253 10,0 8,0 +S +B PD	
	2.0 R	195	11.09	PR: 1KD					
	2.0 TDI	103	10.08	PR: 1KD					
	2.0 TDI	125	05.09	PR: 1KD					
	2.0 TDI	130	01.13	PR: 1KD					
	2.0 TSI		08.08	PR: 1KD					
	1.4 TSI	90	09.08	PR: 1KE	24.0112-0158.1	412158		256 12,0 10,0 +B	
	1.4 TSI	118	08.08	PR: 1KE					
	2.0 R	195	11.09	PR: 1KE					
	2.0 TDI	103	10.08	PR: 1KE					
	2.0 TDI	125	05.09	PR: 1KE					
	2.0 TDI	130	01.13	PR: 1KE					
	2.0 TSI		08.08	PR: 1KE					
	1.4 TSI	90	09.08	PR: 1KS,1KT	24.0110-0356.1	410356		272 9,7 8,0 +S +B	
	1.4 TSI	118	08.08	PR: 1KS,1KT					
	2.0 R	195	11.09	PR: 1KS,1KT					
	2.0 TDI	103	10.08	PR: 1KS,1KT					
	2.0 TDI	125	05.09	PR: 1KS,1KT					
	2.0 TDI	130	01.13	PR: 1KS,1KT					
	2.0 TSI		08.08	PR: 1KS,1KT					
	1.4 TSI	90	09.08	PR: 1KW	24.0122-0219.1	422219		310 22,0 20,0 V L +B	
	1.4 TSI	118	08.08	PR: 1KW					
	2.0 R	195	11.09	PR: 1KW					
	2.0 TDI	103	10.08	PR: 1KW					
	2.0 TDI	125	05.09	PR: 1KW					
	2.0 TDI	130	01.13	PR: 1KW					
	2.0 TSI		08.08	PR: 1KW					



VOLKSWAGEN SCIROCCO (08-)

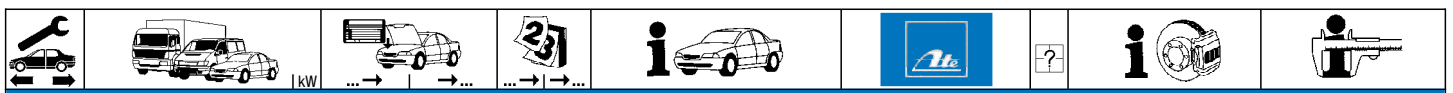
	2.0 TSI			08.08	PR: 1KW	24.0122-0219.1	422219		310 22,0 20,0 V L +B
	1.4 TSI	90		09.08		24.0711-6231.3	360305		Radsensor
	1.4 TSI	118		08.08		24.0711-6232.3	360306		Radsensor
	2.0 R	195		11.09					
	2.0 TDI	103		10.08					
	2.0 TDI	125		05.09					
	2.0 TDI	130		01.13					
	2.0 TSI			08.08					

VOLKSWAGEN SHARAN I (95-10)

	1.8 T	110		7M-W-070000	09.97	13.0460-7076.2	607076		21848 19,8 +	ATE
	1.9 TDI	66		7M-W-070000	09.95	13.0460-7143.2	607143		21849 19,8 +/WK	ATE
	1.9 TDI	81		7M-W-070000	09.96					
	2.0	85		7M-W-070000	09.95					
	2.8 VR6	128		7M-W-070000	09.95					
	2.8 VR6 Syncro	128		7M-W-070000	11.96					
	1.8 T	110	7M-X-000001	7M-1-070000		13.0460-7143.2	607143		21849 19,8 +/WK	ATE
	1.9 TDI	66	7M-X-000001	7M-1-070000						
	1.9 TDI	81	7M-X-000001	7M-1-070000						
	1.9 TDI	85		7M-1-070000	05.00					
	2.0	85	7M-X-000001	7M-1-070000						
	2.0 TDI			7M-1-070000	11.05					
	2.8 VR6	128	7M-X-000001	7M-Y-050000						
	2.8 VR6 Syncro	128	7M-X-000001	7M-Y-050000						
	1.9 TDI	66	7M-2-000001		06.10	13.0460-7154.2	607154		23418 19,4 +/WK	ATE
	1.9 TDI	85	7M-2-000001		06.10					
	1.9 TDI	96			11.02					
	2.0	85	7M-2-000001		06.10					
	2.0 TDI		7M-2-000001		06.10					
	1.8 T	110	7M-2-000001		06.10	13.0460-7153.2	607153		23269 19,8 +/WK	ATE
	1.9 TDI	110			06.05					
	1.9 TDI 4motion	85			05.00					
	2.8 V6 24V	150			04.00					
	2.8 V6 24V 4motion	150			04.00					
	2.8 VR6	128	7M-1-000001		06.10					
	2.8 VR6 Syncro	128	7M-1-000001		06.10					
	1.8 T	110		7M-1-070000	09.97	24.0125-0114.1	425114		288 25,1 21,0 V L +S +B	
	1.9 TDI	66		7M-1-070000	09.95					
	1.9 TDI	81			09.96	04.00				
	1.9 TDI	85		7M-1-070000	05.00					
	2.0	85		7M-1-070000	09.95					
	2.8 VR6	128			09.95	04.00				
	2.8 VR6 Syncro	128			11.96	04.00				
	1.9 TDI	66	7M-2-000001		06.10	24.0126-0115.1	426115		300 26,0 22,0 V L +B	
	1.9 TDI	85	7M-2-000001		06.10					
	1.9 TDI	96			11.02					
	2.0	85	7M-2-000001		06.10					
	2.0 TDI				11.05					
	1.8 T	110	7M-2-000001		06.10	24.0126-0119.1	426119		313 25,9 22,0 V L +B	
	1.9 TDI	110			06.05	06.10				
	1.9 TDI 4motion	85			05.00	06.10				
	2.8 V6 24V	150			04.00	06.10				
	2.8 V6 24V 4motion	150			04.00	06.10				
	1.8 T	110			09.97	04.00	24.0713-1101.3	360143	2	Radsensor L=464
	1.9 TDI	66			09.95	04.00				
	1.9 TDI	81			09.96	04.00				
	2.0	85			09.95	04.00				
	2.8 VR6	128			09.95	04.00				
	2.8 VR6 Syncro	128			11.96	04.00				
	1.8 T	110			05.00	04.02	24.0713-1128.3	360200	+ Leitung f. Warnkontakt 1)	Radsensor L=474
	1.9 TDI	66			05.00	04.02	24.0713-1127.3	360204		Radsensor L=474
	1.9 TDI	85			05.00	04.02				
	1.9 TDI 4motion	85			05.00	04.02				
	2.0	85			05.00	04.02				
	1.8 T	110		7M-3-030000	05.02		24.0713-1128.3	360200	2 + Leitung f. Warnkontakt 1)	Radsensor L=474
	1.9 TDI	66		7M-3-030000	05.02		24.0713-1127.3	360204	2 - Leitung f. Warnkontakt 2)	Radsensor L=474
	1.9 TDI	85		7M-3-030000	05.02					
	1.9 TDI 4motion	85		7M-3-030000	05.02					
	2.0	85		7M-3-030000	05.02					
	2.8 V6 24V	150		7M-3-030000	04.00		24.0713-1128.3	360200	2 + Leitung f. Warnkontakt 1)	Radsensor L=474
	2.8 V6 24V 4motion	150		7M-3-030000	04.00					
	1.8 T	110	7M-3-030001		06.10	24.0711-6114.3	360281	2 - Leitung f. Warnkontakt 2)	Radsensor L=479	
	1.9 TDI	66	7M-3-030001		06.10	24.0711-6115.3	360282	2 + Leitung f. Warnkontakt 1)	Radsensor L=479	
	1.9 TDI	85	7M-3-030001		06.10					
	1.9 TDI	96			11.02	06.10				
	1.9 TDI	110			06.05	06.10				
	1.9 TDI 4motion	85	7M-3-030001		06.10	06.10				
	2.0	85	7M-3-030001		06.10	06.10				
	2.0 TDI				11.05	06.10				
	2.8 V6 24V	150	7M-3-030001		06.10	06.10				
	2.8 V6 24V 4motion	150	7M-3-030001		06.10	06.10				

1) + cable f.br.pad wear indicat. / + cavo p.indic.usura guarn.fr. / + câbl.'ind.d'usur.garnit.fr. / + cabl.p.indica.desg. guarn.fr.
 2) - cable f.br.pad wear indicat. / - cavo p.indic.usura guarn.fr. / - câbl.'ind.d'usur.garnit.fr. / - cabl.p.indica.desg. guarn.fr.





VOLKSWAGEN SHARAN I (95-10)




























	1.8 T	110		09.97	04.00	13.0460-2819.2	602819		20961 17,2 /S	LUC
	1.9 TDI	66		09.95	04.00	13.0460-0072.2	610072		Einbausatz	LUC
	1.9 TDI	81		09.96	04.00					
	2.0	85		09.95	04.00					
	2.8 VR6	128		09.95	04.00					
	2.8 VR6 Syncro	128		11.96	04.00					
	1.8 T	110	7M-1-070000	05.00		13.0460-2859.2	602859		20961 17,2 +/WK/Zub/S	LUC
	1.9 TDI	66		05.00	06.10					
	1.9 TDI	85		05.00	06.10					
	1.9 TDI	96		11.02	06.10					
2.0	85		05.00	06.10						
2.0 TDI			11.05	06.10						
1.8 T	110	7M-2-000001		06.10	13.0460-2872.2	602872		23446 16,5 +/WK/Zub/S	LUC	
1.9 TDI	110		06.05	06.10	13.0460-0225.2	610225		Einbausatz		
1.9 TDI 4motion	85		05.00	06.10						
2.8 V6 24V	150		04.00	06.10						
2.8 V6 24V 4motion	150		04.00	06.10						
	1.8 T	110	7M-1-070000	09.97		24.0110-0223.1	410223		268 10,0 8,0 +S +B	
	1.9 TDI	66		09.95	06.10					
	1.9 TDI	81		09.96	04.00					
	1.9 TDI	85		05.00	06.10					
	1.9 TDI	96		11.02	06.10					
	2.0	85		09.95	06.10					
	2.0 TDI			11.05	06.10					
	2.8 VR6	128		09.95	04.00					
	2.8 VR6 Syncro	128		11.96	04.00					
	1.8 T	110	7M-2-000001		06.10	24.0113-0194.1	413194		294 13,5 11,5 +B	
1.9 TDI	110		06.05	06.10						
1.9 TDI 4motion	85		05.00	06.10						
2.8 V6 24V	150		04.00	06.10						
2.8 V6 24V 4motion	150		04.00	06.10						
	1.8 T	110		09.97	04.00	24.0713-1102.3	360144	2	Radsensor L=1026	
	1.9 TDI	66		09.95	04.00					
	1.9 TDI	81		09.96	04.00					
	2.0	85		09.95	04.00					
	2.8 VR6	128		09.95	04.00					
	2.8 VR6 Syncro	128		11.96	04.00					
	1.8 T	110	7M-2-000001	05.00		24.0713-1124.3	360201		Radsensor L=1026	
	1.9 TDI	66	7M-3-030000	05.00		24.0713-1125.3	360202	+ Leitung f. Warnkontakt ¹⁾	Radsensor L=1026	
	1.9 TDI	85	7M-3-030000	05.00						
	1.9 TDI	96	7M-3-030000	11.02						
2.0	85	7M-3-030000	05.00							
1.8 T	110	7M-2-000001	7M-3-030000		24.0713-1126.3	360203	2 + Leitung f. Warnkontakt ¹⁾	Radsensor L=1026		
1.9 TDI 4motion	85	7M-3-030000	05.00							
2.8 V6 24V	150	7M-3-030000	04.00							
2.8 V6 24V 4motion	150	7M-3-030000	04.00							
1.8 T	110	7M-3-030001		06.10	24.0711-6111.3	360243	2 - Leitung f. Warnkontakt ²⁾	Radsensor L=1031		
1.9 TDI	66	7M-3-030001		06.10	24.0711-6113.3	360228	2 + Leitung f. Warnkontakt ¹⁾	Radsensor L=1031		
1.9 TDI	85	7M-3-030001		06.10						
1.9 TDI	96		11.02	06.10						
1.9 TDI	110		06.05	06.10						
1.9 TDI 4motion	85	7M-3-030001		06.10						
2.0	85	7M-3-030001		06.10						
2.0 TDI			11.05	06.10						
2.8 V6 24V	150	7M-3-030001		06.10						
2.8 V6 24V 4motion	150	7M-3-030001		06.10						

VOLKSWAGEN SHARAN II (10-)

	1.4 TSI	110		07.10		13.0460-7242.2	607242		24332 19,8 +/WK	ATE
	1.8 TSI	118		05.12		13.0470-7242.2	LD7242		24332 19,8 +/WK	ATE
	2.0 TDI	100		07.10						
	2.0 TDI	125		07.10						
	2.0 TDI	130		01.13						
	2.0 TDI 4motion	100		05.11						
	2.0 TSI	147		10.10						
	1.4 TSI	110		07.10		24.0125-0158.1	425158		312 25,0 22,0 V L +S +B	
	1.8 TSI	118		05.12						
	2.0 TDI	100		07.10						
	2.0 TDI	125		07.10						
	2.0 TDI	130		01.13						
	2.0 TDI 4motion	100		05.11						
	2.0 TSI	147		10.10						
	1.4 TSI	110		07.10		24.0130-0220.1	430220		314 30,0 27,0 V L +S +B	
	1.8 TSI	118		05.12						
	2.0 TDI	100		07.10						
	2.0 TDI	125		07.10						
	2.0 TDI	130		01.13						
	2.0 TDI 4motion	100		05.11						
	2.0 TSI	147		10.10						
	1.4 TSI	110		07.10		24.0711-5271.3	360301		Radsensor	
	1.8 TSI	118		05.12		24.0711-5272.3	360302		Radsensor	
	2.0 TDI	100		07.10						
	2.0 TDI	125		07.10						
	2.0 TDI	130		01.13						
	2.0 TDI 4motion	100		05.11						
	2.0 TSI	147		10.10						


























¹⁾ + cable f.br.ppad wear indicat. / + cavo p.indic.usura guarn.fr. / + câbl.l'ind.d'usur.garnit.fr. / + cabl.p.indica.desg. guarn.fr.

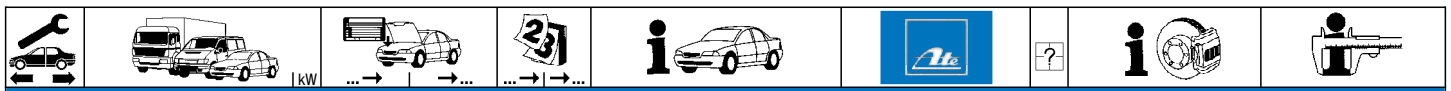
²⁾ - cable f.br.ppad wear indicat. / - cavo p.indic.usura guarn.fr. / - câbl.l'ind.d'usur.garnit.fr. / - cabl.p.indica.desg. guarn.fr.

									
VOLKSWAGEN SHARAN II (10-)									
	1.4 TSI 1.8 TSI 2.0 TDI 2.0 TDI 2.0 TDI 2.0 TDI 4motion 2.0 TSI	110 118 100 125 130 100 147	07.10 05.12 07.10 07.10 01.13 05.11 10.10		13.0460-2749.2 13.0470-2749.2	602749 LD2749	elektrische Feststellbremse ¹⁾ elektrische Feststellbremse ¹⁾	24483 16,9 /Zub/S 24483 16,9 /Zub/S	LUC LUC
	1.4 TSI 1.8 TSI 2.0 TDI 2.0 TDI 2.0 TDI 2.0 TDI 4motion 2.0 TSI	110 118 100 125 130 100 147	07.10 05.12 07.10 07.10 01.13 05.11 10.10		24.0112-0169.1	412169	elektrische Feststellbremse ¹⁾	282 12,0 10,0 +S +B	
	1.4 TSI 1.8 TSI 2.0 TDI 2.0 TDI 2.0 TDI 2.0 TDI 4motion 2.0 TSI	110 118 100 125 130 100 147	07.10 05.12 07.10 07.10 01.13 05.11 10.10	PR: 7X0,7X2,7X8,7X9 PR: 7X0,7X2,7X8,7X9 PR: 7X0,7X2,7X8,7X9 PR: 7X0,7X2,7X8,7X9 PR: 7X0,7X2,7X8,7X9 PR: 7X0,7X2,7X8,7X9	24.0711-6231.3 24.0711-6232.3	360305 360306	 	Radsensor Radsensor	
VOLKSWAGEN TARO (89-97)									
	1.8 2.2 2.4 D		04.89 09.94 06.89 07.94 04.89 03.97		13.0460-5938.2	605938		21158 15,5	AKE
	1.8 2.2 2.4 D 2.4 D 4x4 2.4i 4x4		04.89 09.94 06.89 07.94 04.89 03.97 07.94 03.97 06.89 03.97		24.0125-0118.1	425118		257 25,0 23,0 V	
	1.8 2.2 2.4 D		04.89 09.94 06.89 07.94 04.89 03.97	7A-RH010000 04.89 7A-RH010000 06.89 7A-RH010000 04.89	03.0137-0226.2	650226	+ Einzelradaufhängung ²⁾	289 20,0 18,0 V	
VOLKSWAGEN TIGUAN (07-)									
	1.4 TSI 1.4 TSI 1.4 TSI 4motion 2.0 TDI 2.0 TDI 2.0 TDI 4motion 2.0 TDI 4motion 2.0 TFSI 4motion 2.0 TSI 4motion	90 90 81 103	11.07 08.10 09.07 04.10 03.08 11.07 01.08 02.08 11.07	PR: 1LJ,1ZD PR: 1LJ,1ZD PR: 1LJ,1ZD PR: 1LJ,1ZD PR: 1LJ,1ZD PR: 1LJ,1ZD PR: 1LJ,1ZD PR: 1LJ,1ZD	13.0460-7242.2 13.0470-7242.2	607242 LD7242		24332 19,8 +/WK 24332 19,8 +/WK	ATE ATE
	1.4 TSI 1.4 TSI 1.4 TSI 4motion 2.0 TDI 2.0 TDI 2.0 TDI 4motion 2.0 TDI 4motion 2.0 TFSI 4motion 2.0 TSI 4motion	90 90 81 103	11.07 08.10 09.07 04.10 03.08 11.07 01.08 02.08 11.07	PR: 1LJ,1ZD PR: 1LJ,1ZD PR: 1LJ,1ZD PR: 1LJ,1ZD PR: 1LJ,1ZD PR: 1LJ,1ZD PR: 1LJ,1ZD PR: 1LJ,1ZD	24.0125-0158.1 24.0325-0158.1	425158 525158		312 25,0 22,0 V L +S +B 312 25,0 22,0 V L +S +B PD	
	1.4 TSI 1.4 TSI 1.4 TSI 4motion 2.0 TDI 2.0 TDI 2.0 TDI 4motion 2.0 TDI 4motion 2.0 TFSI 4motion 2.0 TSI 4motion	90 90 81 103	11.07 08.10 09.07 04.10 03.08 11.07 01.08 02.08 11.07		24.0711-5271.3 24.0711-5272.3	360301 360302	 	Radsensor Radsensor	
	1.4 TSI 1.4 TSI 1.4 TSI 4motion 2.0 TDI 2.0 TDI 2.0 TDI 4motion 2.0 TDI 4motion 2.0 TFSI 4motion 2.0 TSI 4motion	90 90 81 103	11.07 08.10 09.07 04.10 03.08 11.07 01.08 02.08 11.07		13.0460-2749.2 13.0470-2749.2 13.0460-0259.2	602749 LD2749 610259		24483 16,9 /Zub/S 24483 16,9 /Zub/S Einbausatz	LUC LUC
	1.4 TSI 1.4 TSI 1.4 TSI 4motion 2.0 TDI 2.0 TDI 2.0 TDI 4motion 2.0 TDI 4motion 2.0 TFSI 4motion 2.0 TSI 4motion	90 90 81 103	11.07 08.10 09.07 04.10 03.08 11.07 01.08 02.08 11.07		24.0112-0169.1	412169		282 12,0 10,0 +S +B	
	1.4 TSI 1.4 TSI 2.0 TDI 2.0 TDI	90 90 81 103	11.07 08.10 04.10 03.08		24.0711-6231.3 24.0711-6232.3	360305 360306	 	Radsensor Radsensor	

¹⁾ electric parking brake / fr.di stazionamento elettrico / frein à main électrique / freno de mano eléctrico

²⁾ + independent suspension / + sospens. ruote indipendenti / + suspension indépendante / + suspensión independiente

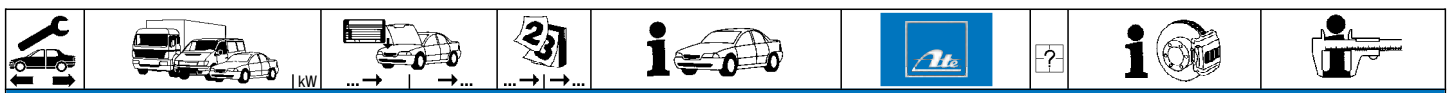
	 kW								
VOLKSWAGEN TIGUAN (07-)									
	1.4 TSI 4motion		09.07		24.0711-5271.3	360301		Radsensor	
	2.0 TDI 4motion		11.07		24.0711-5272.3	360302		Radsensor	
	2.0 TDI 4motion		01.08						
	2.0 TFSI 4motion		02.08						
	2.0 TSI 4motion		11.07						
	1.4 TSI 4motion		09.07	PR: 7X5,7X6	24.0711-5401.3	360330		Radsensor	
	2.0 TDI 4motion		11.07	PR: 7X5,7X6	24.0711-5402.3	360331		Radsensor	
	2.0 TDI 4motion		01.08	PR: 7X5,7X6					
	2.0 TFSI 4motion		02.08	PR: 7X5,7X6					
	2.0 TSI 4motion		11.07	PR: 7X5,7X6					
VOLKSWAGEN TOUAREG I (03-10)									
	2.5 R5 TDI		01.03	03.10 PR: 1LB	13.0460-7191.2	607191		23835 19,6 +/WK	ATE
	3.0 V6 TDI		11.04	03.10 PR: 1LB	13.0470-7191.2	LD7191		23835 19,6 +/WK	ATE
	3.0 V6 TDI	176	10.07	03.10 PR: 1LB	13.0460-7245.2	607245		23747 19,6 +/WK	ATE
	3.2 V6		11.02	12.05 PR: 1LB					
	3.6 V6 FSI	206	01.06	03.10 PR: 1LB					
	4.2 V8	228	12.02	11.06 PR: 1LB	13.0460-7191.2	607191		23835 19,6 +/WK	ATE
	4.2 V8 FSI	257	12.06	03.10 PR: 1LB	13.0460-7245.2	607245		23747 19,6 +/WK	ATE
	5.0 TDI R50	258	01.08	03.10 PR: 1LB					
	5.0 V10 TDI	230	11.02	03.10 PR: 1LB					
	6.0 W12	331	08.04	11.06 PR: 1LB					
	2.5 R5 TDI		01.06	03.10 PR: 1LE	13.0460-4833.2	604833		24098 17,1 /WE	BRE
	3.0 V6 TDI		01.06	03.10 PR: 1LE	24.8190-0929.2	620929		2	Warnkontakt L=417,4mm
	3.0 V6 TDI	176	10.07	03.10 PR: 1LE					
	3.2 V6		11.02	12.05 PR: 1LE					
	3.6 V6 FSI	206	01.06	03.10 PR: 1LE					
	4.2 V8	228	01.06	11.06 PR: 1LE					
	4.2 V8 FSI	257	12.06	03.10 PR: 1LE					
	5.0 TDI R50	258	01.08	03.10 PR: 1LE					
	5.0 V10 TDI	230	01.06	03.10 PR: 1LE					
	6.0 W12	331	01.06	11.06 PR: 1LE					
	2.5 R5 TDI		01.03	03.10 PR: 1LC	13.0460-4992.2	604992		23692 16,6 /WE	BRE
	3.0 V6 TDI		11.04	03.10 PR: 1LC	13.0470-4992.2	LD4992		23692 16,6 /WE	BRE
	3.2 V6		11.02	12.05 PR: 1LC	13.0460-0279.2	610279		Einbausatz	
	3.6 V6 FSI	206	01.06	03.10 PR: 1LC	24.8190-0929.2	620929	2	Warnkontakt L=417,4mm	
	4.2 V8	228	12.02	11.06 PR: 1LC	13.0460-4992.2	604992		23692 16,6 /WE	BRE
	4.2 V8 FSI	257	12.06	03.10 PR: 1LC	13.0460-0279.2	610279		2	Einbausatz
	5.0 V10 TDI	230	11.02	03.10 PR: 1LC	24.8190-0929.2	620929		Warnkontakt L=417,4mm	
	6.0 W12	331	08.04	11.06 PR: 1LC					
	2.5 R5 TDI		01.03	03.10 PR: 1LF	13.0460-4993.2	604993		23693 16,6 /WE	BRE
	3.0 V6 TDI		11.04	03.10 PR: 1LF	13.0470-4993.2	LD4993		23693 16,6 /WE	BRE
	3.0 V6 TDI	176	10.07	03.10 PR: 1LF	13.0460-0279.2	610279		Einbausatz	
	3.2 V6		11.02	12.05 PR: 1LF	24.8190-0929.2	620929	2	Warnkontakt L=417,4mm	
	3.6 V6 FSI	206	01.06	03.10 PR: 1LF					
	4.2 V8	228	12.02	11.06 PR: 1LF	13.0460-4993.2	604993		23693 16,6 /WE	BRE
	4.2 V8 FSI	257	12.06	03.10 PR: 1LF	13.0460-0279.2	610279		2	Einbausatz
	5.0 TDI R50	258	01.08	03.10 PR: 1LF	24.8190-0929.2	620929		Warnkontakt L=417,4mm	
	5.0 V10 TDI	230	11.02	03.10 PR: 1LF					
	6.0 W12	331	08.04	11.06 PR: 1LF					
	2.5 R5 TDI		01.03	03.10 PR: 1LT,1LU	13.0460-4852.2	604852		24553 15,8 /WE	BRE
	3.0 V6 TDI		11.04	03.10 PR: 1LT,1LU	24.8190-0936.2	620936		2	Warnkontakt L=367,4mm
	3.0 V6 TDI	176	10.07	03.10 PR: 1LT,1LU					
	3.6 V6 FSI	206	01.06	03.10 PR: 1LT,1LU					
	4.2 V8 FSI	257	12.06	03.10 PR: 1LT,1LU					
	5.0 TDI R50	258	01.08	03.10 PR: 1LT,1LU					
	5.0 V10 TDI	230	11.02	03.10 PR: 1LT,1LU					
	6.0 W12	331	08.04	11.06 PR: 1LT,1LU					
	2.5 R5 TDI		01.03	03.10 PR: 1LB	24.0130-0114.1	430114		308 29,5 25,5 V L +B	
	3.0 V6 TDI		11.04	03.10 PR: 1LB					
	3.0 V6 TDI	176	10.07	03.10 PR: 1LB					
	3.2 V6		11.02	12.05 PR: 1LB					
	3.6 V6 FSI	206	01.06	03.10 PR: 1LB					
	4.2 V8	228	12.02	11.06 PR: 1LB					
	4.2 V8 FSI	257	12.06	03.10 PR: 1LB					
	5.0 TDI R50	258	01.08	03.10 PR: 1LB					
	5.0 V10 TDI	230	11.02	03.10 PR: 1LB					
	6.0 W12	331	08.04	11.06 PR: 1LB					
	2.5 R5 TDI		01.03	03.10 PR: 1LC,1LE	24.0132-0117.1	432117		330 32,0 30,0 V L +B	
	3.0 V6 TDI		11.04	03.10 PR: 1LC,1LE	24.0132-0118.1	432118		330 32,0 30,0 V L +B	
	3.0 V6 TDI	176	10.07	03.10 PR: 1LC,1LE					
	3.2 V6		11.02	12.05 PR: 1LC,1LE					
	3.6 V6 FSI	206	01.06	03.10 PR: 1LC,1LE					
	4.2 V8	228	12.02	11.06 PR: 1LC,1LE					
	4.2 V8 FSI	257	12.06	03.10 PR: 1LC,1LE					
	5.0 TDI R50	258	01.08	03.10 PR: 1LC,1LE					
	5.0 V10 TDI	230	11.02	03.10 PR: 1LC,1LE					
	6.0 W12	331	08.04	11.06 PR: 1LC,1LE					
	2.5 R5 TDI		01.03	03.10 PR: 1LF	24.0134-0123.1	434123		350 34,0 32,0 V L +B	
	3.0 V6 TDI		11.04	03.10 PR: 1LF	24.0134-0124.1	434124		350 34,0 32,0 V L +B	
	3.0 V6 TDI	176	10.07	03.10 PR: 1LF					
	3.2 V6		11.02	12.05 PR: 1LF					
	3.6 V6 FSI	206	01.06	03.10 PR: 1LF					
	4.2 V8	228	12.02	11.06 PR: 1LF					
	4.2 V8 FSI	257	12.06	03.10 PR: 1LF					
	5.0 TDI R50	258	01.08	03.10 PR: 1LF					
	5.0 V10 TDI	230	11.02	03.10 PR: 1LF					



VOLKSWAGEN TOUAREG I (03-10)

	6.0 W12 331		08.04	11.06	PR: 1LF	24.0134-0123.1 24.0134-0124.1	434123 434124			350 34,0 32,0 V L +B 350 34,0 32,0 V L +B
	2.5 R5 TDI 3.0 V6 TDI 3.0 V6 TDI 3.6 V6 FSI 4.2 V8 FSI 5.0 TDI R50 5.0 V10 TDI	176 206 257 258 230	01.03 11.04 10.07 01.06 12.06 01.08 11.02	03.10 03.10 03.10 03.10 03.10 03.10 03.10	PR: 1LT,1LU PR: 1LT,1LU PR: 1LT,1LU PR: 1LT,1LU PR: 1LT,1LU PR: 1LT,1LU PR: 1LT,1LU	24.0136-0111.1	436111			368 36,0 34,0 V L +B
	2.5 R5 TDI 3.0 V6 TDI 3.0 V6 TDI 3.2 V6 3.6 V6 FSI 4.2 V8 4.2 V8 FSI 5.0 TDI R50 5.0 V10 TDI 6.0 W12	176 206 228 257 258 230 331	01.03 11.04 10.07 11.02 01.06 12.02 12.06 01.08 11.02 08.04	03.10 03.10 03.10 12.05 03.10 11.06 03.10 03.10 03.10 11.06		24.0711-5401.3 24.0711-5402.3	360330 360331			Radsensor Radsensor
	2.5 R5 TDI 3.0 V6 TDI 3.0 V6 TDI 3.2 V6 3.6 V6 FSI 4.2 V8 4.2 V8 FSI 5.0 TDI R50 5.0 V10 TDI 6.0 W12	176 206 228 257 258 230 331	01.03 11.04 10.07 11.02 01.06 12.02 12.06 01.08 11.02 08.04	03.10 03.10 03.10 12.05 03.10 11.06 03.10 03.10 03.10 11.06	PR: 1KE PR: 1KE PR: 1KE PR: 1KE PR: 1KE PR: 1KE PR: 1KE PR: 1KE PR: 1KE PR: 1KE	13.0460-7190.2 13.0470-7190.2 13.0460-7247.2	607190 LD7190 607247			24367 19,1 +/-WK 24367 19,1 +/-WK 24367 19,2 +/-WK ATE ATE ATE
	2.5 R5 TDI 3.0 V6 TDI 3.0 V6 TDI 3.2 V6 3.6 V6 FSI 4.2 V8 4.2 V8 FSI 5.0 TDI R50 5.0 V10 TDI 6.0 W12	176 206 228 257 258 230 331	01.06 01.06 10.07 11.02 01.06 12.06 01.08 01.06 01.06	03.10 03.10 03.10 12.05 03.10 03.10 03.10 03.10 11.06	PR: 1KQ PR: 1KQ PR: 1KQ PR: 1KQ PR: 1KQ PR: 1KQ PR: 1KQ PR: 1KQ PR: 1KQ	13.0460-4834.2 24.8190-0930.2	604834 620930	2		24097 17,1 /WE Warnkontakt L=252,4mm BRE
	2.5 R5 TDI 3.0 V6 TDI 3.0 V6 TDI 3.2 V6 3.6 V6 FSI 4.2 V8 4.2 V8 FSI 5.0 TDI R50 5.0 V10 TDI 6.0 W12	176 206 228 257 258 230 331	01.03 11.04 10.07 11.02 01.06 12.02 12.06 01.08 11.02 08.04	03.10 03.10 03.10 12.05 03.10 11.06 03.10 03.10 03.10 11.06	PR: 1KF PR: 1KF PR: 1KF PR: 1KF PR: 1KF PR: 1KF PR: 1KF PR: 1KF PR: 1KF	13.0460-4976.2 13.0460-0280.2 24.8190-0930.2	604976 610280 620930	2		23694 16,4 /WE Einbausatz Warnkontakt L=252,4mm BRE
	2.5 R5 TDI 3.0 V6 TDI 3.0 V6 TDI 3.6 V6 FSI 4.2 V8 FSI 5.0 TDI R50 5.0 V10 TDI	176 206 257 258 230	01.03 11.04 10.07 01.06 12.06 01.08 11.02	03.10 03.10 03.10 03.10 03.10 03.10 03.10	PR: 1KD,2ED PR: 1KD,2ED PR: 1KD,2ED PR: 1KD,2ED PR: 1KD,2ED PR: 1KD,2ED PR: 1KD,2ED	13.0460-4850.2 24.8190-0930.2	604850 620930	2		24296 15,5 /WE Warnkontakt L=252,4mm BRE
	2.5 R5 TDI 3.0 V6 TDI 3.0 V6 TDI 3.2 V6 3.6 V6 FSI 4.2 V8 4.2 V8 FSI 5.0 TDI R50 5.0 V10 TDI 6.0 W12	176 206 228 257 258 230 331	01.03 11.04 10.07 11.02 01.06 12.02 12.06 01.08 11.02 08.04	03.10 03.10 03.10 12.05 03.10 11.06 03.10 03.10 03.10 11.06	PR: 1KE PR: 1KE PR: 1KE PR: 1KE PR: 1KE PR: 1KE PR: 1KE PR: 1KE PR: 1KE	24.0122-0215.1	422215			314 22,0 18,0 V L +B
	2.5 R5 TDI 3.0 V6 TDI 3.0 V6 TDI 3.2 V6 3.6 V6 FSI 4.2 V8 4.2 V8 FSI 5.0 TDI R50 5.0 V10 TDI 6.0 W12	176 206 228 257 258 230 331	01.03 11.04 10.07 11.02 01.06 12.02 12.06 01.08 11.02 08.04	03.10 03.10 03.10 12.05 03.10 11.06 03.10 03.10 03.10 11.06	PR: 1KF,1KQ PR: 1KF,1KQ PR: 1KF,1KQ PR: 1KF,1KQ PR: 1KF,1KQ PR: 1KF,1KQ PR: 1KF,1KQ PR: 1KF,1KQ PR: 1KF,1KQ	24.0128-0149.1	428149			330 28,0 26,0 V L +B
	2.5 R5 TDI 3.0 V6 TDI 3.0 V6 TDI 3.6 V6 FSI 4.2 V8 FSI 5.0 TDI R50 5.0 V10 TDI	176 206 257 258 230	01.03 11.04 10.07 01.06 12.06 01.08 11.02	03.10 03.10 03.10 03.10 03.10 03.10 03.10	PR: 1KD,2ED PR: 1KD,2ED PR: 1KD,2ED PR: 1KD,2ED PR: 1KD,2ED PR: 1KD,2ED PR: 1KD,2ED	24.0128-0169.1	428169			358 28,0 26,0 V L +B























VOLKSWAGEN TOUAREG I (03-10)

	2.5 R5 TDI		01.03	03.10		24.0711-5401.3	360330		Radsensor Radsensor
	3.0 V6 TDI		11.04	03.10		24.0711-5402.3	360331		
	3.0 V6 TDI	176	10.07	03.10					
	3.2 V6		11.02	12.05					
	3.6 V6 FSI	206	01.06	03.10					
	4.2 V8	228	12.02	11.06					
	4.2 V8 FSI	257	12.06	03.10					
	5.0 TDI R50	258	01.08	03.10					
	5.0 V10 TDI	230	11.02	03.10					
	6.0 W12	331	08.04	11.06					
	2.5 R5 TDI		01.03	03.10	PR: 1KF,1KQ,2ED	03.0137-0451.2	650451		210 x 30 Einbausatz
	3.0 V6 TDI		11.04	03.10	PR: 1KF,1KQ,2ED	03.0137-9288.2	669288		
	3.0 V6 TDI	176	10.07	03.10	PR: 1KF,1KQ,2ED				
	3.2 V6		11.02	12.05	PR: 1KF,1KQ,2ED				
	3.6 V6 FSI	206	01.06	03.10	PR: 1KF,1KQ,2ED				
	4.2 V8	228	12.02	11.06	PR: 1KF,1KQ,2ED				
	4.2 V8 FSI	257	12.06	03.10	PR: 1KF,1KQ,2ED				
	5.0 TDI R50	258	01.08	03.10	PR: 1KF,1KQ,2ED				
	5.0 V10 TDI	230	11.02	03.10	PR: 1KF,1KQ,2ED				
	6.0 W12	331	08.04	11.06	PR: 1KF,1KQ,2ED				
	2.5 R5 TDI		01.03	03.10	PR: 1KE	03.0137-0419.2	650419		185 x 30 Einbausatz
	3.0 V6 TDI		11.04	03.10	PR: 1KE	03.0137-9288.2	669288		
	3.0 V6 TDI	176	10.07	03.10	PR: 1KE				
	3.2 V6		11.02	12.05	PR: 1KE				
	3.6 V6 FSI	206	01.06	03.10	PR: 1KE				
	4.2 V8	228	12.02	11.06	PR: 1KE				
	4.2 V8 FSI	257	12.06	03.10	PR: 1KE				
	5.0 TDI R50	258	01.08	03.10	PR: 1KE				
	5.0 V10 TDI	230	11.02	03.10	PR: 1KE				
	6.0 W12	331	08.04	11.06	PR: 1KE				













VOLKSWAGEN TOUAREG II (10-)

	3.0 V6 TDI	150	04.10	10.11	PR: 1LE	13.0460-4833.2	604833	2	24098 17,1 /WE Warnkontakt L=323mm	BRE			
	3.0 V6 TDI	165	06.10	10.11	PR: 1LE	24.8190-0013.2	620013						
	3.0 V6 TDI	176	04.10	10.11	PR: 1LE								
	3.0 V6 TDI	180	05.11	10.11	PR: 1LE								
	3.0 V6 TSI Hybrid	245	04.10	10.11	PR: 1LE								
	3.6 V6 FSI	206	04.10	10.11	PR: 1LE								
	4.2 V8 FSI	265	01.11	10.11	PR: 1LE								
	4.2 V8 TDI	250	04.10	10.11	PR: 1LE								
	3.0 V6 TDI	150	11.11		PR: 1LE	24.8190-0013.2	620013						
	3.0 V6 TDI	165	11.11		PR: 1LE								
3.0 V6 TDI	176	11.11		PR: 1LE									
3.0 V6 TDI	180	11.11		PR: 1LE									
3.0 V6 TSI Hybrid	245	11.11		PR: 1LE									
3.6 V6 FSI	206	11.11		PR: 1LE									
4.2 V8 FSI	265	11.11		PR: 1LE									
4.2 V8 TDI	250	11.11		PR: 1LE									
	3.0 V6 TDI	150	04.10		PR: 1LC	13.0460-4833.2	604833	2	24098 17,1 /WE Warnkontakt L=323mm	BRE			
	3.0 V6 TDI	165	06.10		PR: 1LC	24.8190-0013.2	620013						
	3.0 V6 TDI	176	04.10		PR: 1LC								
	3.0 V6 TDI	180	05.11		PR: 1LC								
	3.0 V6 TSI Hybrid	245	04.10		PR: 1LC								
	3.6 V6 FSI	206	04.10		PR: 1LC								
	4.2 V8 FSI	265	01.11		PR: 1LC								
	4.2 V8 TDI	250	04.10		PR: 1LC								
	3.0 V6 TDI	150	04.10		PR: 1LG,1LW	13.0460-4852.2	604852				2	24553 15,8 /WE Warnkontakt L=296mm	BRE
	3.0 V6 TDI	165	06.10		PR: 1LG,1LW	24.8190-0014.2	620014						
3.0 V6 TDI	176	04.10		PR: 1LG,1LW									
3.0 V6 TDI	180	05.11		PR: 1LG,1LW									
3.0 V6 TSI Hybrid	245	04.10		PR: 1LG,1LW									
3.6 V6 FSI	206	04.10		PR: 1LG,1LW									
4.2 V8 FSI	265	01.11		PR: 1LG,1LW									
4.2 V8 TDI	250	04.10		PR: 1LG,1LW									
3.0 V6 TDI	150	04.10		PR: 1LJ	13.0460-4852.2	604852	2	24553 15,8 /WE Warnkontakt L=296mm	BRE				
3.0 V6 TDI	165	06.10		PR: 1LJ	24.8190-0014.2	620014							
3.0 V6 TDI	176	04.10		PR: 1LJ									
3.0 V6 TDI	180	05.11		PR: 1LJ									
3.0 V6 TSI Hybrid	245	04.10		PR: 1LJ									
3.6 V6 FSI	206	04.10		PR: 1LJ									
4.2 V8 FSI	265	01.11		PR: 1LJ									
4.2 V8 TDI	250	04.10		PR: 1LJ									
	3.0 V6 TDI	150	04.10		PR: 1LC,1LE	24.0132-0117.1				432117		330 32,0 30,0 V L +B 330 32,0 30,0 V L +B	
	3.0 V6 TDI	165	06.10		PR: 1LC,1LE	24.0132-0118.1				432118			
	3.0 V6 TDI	176	04.10		PR: 1LC,1LE								
	3.0 V6 TDI	180	05.11		PR: 1LC,1LE								
	3.0 V6 TSI Hybrid	245	04.10		PR: 1LC,1LE								
	3.6 V6 FSI	206	04.10		PR: 1LC,1LE								
	4.2 V8 FSI	265	01.11		PR: 1LC,1LE								
4.2 V8 TDI	250	04.10		PR: 1LC,1LE									
	3.0 V6 TDI	150	04.10		PR: 1KJ,2EG	24.8190-0015.2	620015	2	Warnkontakt L=138mm				
	3.0 V6 TDI	165	06.10		PR: 1KJ,2EG								
	3.0 V6 TDI	176	04.11		PR: 1KJ,2EG								
	3.0 V6 TDI	180	05.11		PR: 1KJ,2EG								
	3.0 V6 TSI Hybrid	245	04.10		PR: 1KJ,2EG								
3.6 V6 FSI	206	04.10		PR: 1KJ,2EG									



	 kW							
VOLKSWAGEN TOUAREG II (10-)								
	4.2 V8 FSI	265	01.11	PR: 1KJ,2EG	24.8190-0015.2	620015	2	Warnkontakt L=138mm
	4.2 V8 TDI	250	04.10	PR: 1KJ,2EG				
	3.0 V6 TDI	150	04.10	PR: 1KQ	24.8190-0015.2	620015	2	Warnkontakt L=138mm
	3.0 V6 TDI	165	06.10	PR: 1KQ				
	3.0 V6 TDI	176	04.10	PR: 1KQ				
	3.0 V6 TDI	180	05.11	PR: 1KQ				
	3.0 V6 TSI Hybrid	245	04.10	PR: 1KQ				
	3.6 V6 FSI	206	04.10	PR: 1KQ				
4.2 V8 FSI	265	01.11	PR: 1KQ					
4.2 V8 TDI	250	04.10	PR: 1KQ					
	3.0 V6 TDI	150	04.10	PR: 1KJ,1KQ,2EG	24.0128-0149.1	428149		elektrische Feststellbremse ¹⁾ 330 28,0 26,0 V L +B
	3.0 V6 TDI	165	06.10	PR: 1KJ,1KQ,2EG				
	3.0 V6 TDI	176	04.10	PR: 1KJ,1KQ,2EG				
	3.0 V6 TDI	180	05.11	PR: 1KJ,1KQ,2EG				
	3.0 V6 TSI Hybrid	245	04.10	PR: 1KJ,1KQ,2EG				
	3.6 V6 FSI	206	04.10	PR: 1KJ,1KQ,2EG				
	4.2 V8 FSI	265	01.11	PR: 1KJ,1KQ,2EG				
	4.2 V8 TDI	250	04.10	PR: 1KJ,1KQ,2EG				
	3.0 V6 TDI	150	04.10		03.0137-3019.2	653019		210 x 30
	3.0 V6 TDI	165	06.10					
	3.0 V6 TDI	176	04.10					
	3.0 V6 TDI	180	05.11					
	3.0 V6 TSI Hybrid	245	04.10					
	3.6 V6 FSI	206	04.10					
	4.2 V8 FSI	265	01.11					
	4.2 V8 TDI	250	04.10					
VOLKSWAGEN TOURAN (03-)								
	1.2 TSI	77	05.10	PR: 1ZA,1ZD,1ZE,1ZP,1LJ	13.0460-7184.2	607184		23587 20,6 +/WK ATE
	1.4 TSI	103	09.06	PR: 1ZA,1ZD,1ZE,1ZP,1LJ	13.0470-7184.2	LD7184		23587 20,6 +/WK ATE
	1.4 TSI	125	11.06	PR: 1ZA,1ZD,1ZE,1ZP,1LJ				
	1.4 TSI EcoFuel	110	05.09	PR: 1ZA,1ZD,1ZE,1ZP,1LJ				
	1.6	75	07.03	PR: 1ZA,1ZD,1ZE,1ZP,1LJ				
	1.6 FSI	85	02.03	PR: 1ZA,1ZD,1ZE,1ZP,1LJ				
	1.6 TDI	85	05.10	PR: 1ZA,1ZD,1ZE,1ZP,1LJ				
	1.9 TDI	66	11.04	PR: 1ZA,1ZD,1ZE,1ZP,1LJ				
	1.9 TDI	74	02.03	PR: 1ZA,1ZD,1ZE,1ZP,1LJ				
	1.9 TDI	77	08.03	PR: 1ZA,1ZD,1ZE,1ZP,1LJ				
	2.0 Eco Fuel	80	02.06	PR: 1ZA,1ZD,1ZE,1ZP,1LJ				
	2.0 FSI	85	10.04	PR: 1ZA,1ZD,1ZE,1ZP,1LJ				
	2.0 FSI	110	10.03	PR: 1ZA,1ZD,1ZE,1ZP,1LJ				
	2.0 TDI	81	02.03	PR: 1ZA,1ZD,1ZE,1ZP,1LJ				
	2.0 TDI	96	01.13	PR: 1ZA,1ZD,1ZE,1ZP,1LJ				
	2.0 TDI	103	08.03	PR: 1ZA,1ZD,1ZE,1ZP,1LJ				
2.0 TDI	125	02.06	PR: 1ZA,1ZD,1ZE,1ZP,1LJ					
	1.2 TSI	77	05.10	PR: 1ZE,1ZP	24.0125-0145.1	425145		288 25,0 22,0 V L +S +B
	1.4 TSI	103	09.06	PR: 1ZE,1ZP	24.0325-0145.1	525145		288 25,0 22,0 V L +S +B PD
	1.4 TSI	125	11.06	PR: 1ZE,1ZP				
	1.4 TSI EcoFuel	110	05.09	PR: 1ZE,1ZP				
	1.6	75	07.03	PR: 1ZE,1ZP				
	1.6 FSI	85	02.03	PR: 1ZE,1ZP				
	1.6 TDI	85	05.10	PR: 1ZE,1ZP				
	1.9 TDI	66	11.04	PR: 1ZE,1ZP				
	1.9 TDI	74	02.03	PR: 1ZE,1ZP				
	1.9 TDI	77	08.03	PR: 1ZE,1ZP				
	2.0 Eco Fuel	80	02.06	PR: 1ZE,1ZP				
	2.0 FSI	85	10.04	PR: 1ZE,1ZP				
	2.0 FSI	110	10.03	PR: 1ZE,1ZP				
	2.0 TDI	81	02.03	PR: 1ZE,1ZP				
	2.0 TDI	96	01.13	PR: 1ZE,1ZP				
	2.0 TDI	103	08.03	PR: 1ZE,1ZP				
2.0 TDI	125	02.06	PR: 1ZE,1ZP					
	1.2 TSI	77	05.10	PR: 1LJ,1ZA,1ZD	24.0125-0158.1	425158		312 25,0 22,0 V L +S +B
	1.4 TSI	103	09.06	PR: 1LJ,1ZA,1ZD	24.0325-0158.1	525158		312 25,0 22,0 V L +S +B PD
	1.4 TSI	125	11.06	PR: 1LJ,1ZA,1ZD				
	1.4 TSI EcoFuel	110	05.09	PR: 1LJ,1ZA,1ZD				
	1.6	75	07.03	PR: 1LJ,1ZA,1ZD				
	1.6 FSI	85	02.03	PR: 1LJ,1ZA,1ZD				
	1.6 TDI	85	05.10	PR: 1LJ,1ZA,1ZD				
	1.9 TDI	66	11.04	PR: 1LJ,1ZA,1ZD				
	1.9 TDI	74	02.03	PR: 1LJ,1ZA,1ZD				
	1.9 TDI	77	08.03	PR: 1LJ,1ZA,1ZD				
	2.0 Eco Fuel	80	02.06	PR: 1LJ,1ZA,1ZD				
	2.0 FSI	85	10.04	PR: 1LJ,1ZA,1ZD				
	2.0 FSI	110	10.03	PR: 1LJ,1ZA,1ZD				
	2.0 TDI	81	02.03	PR: 1LJ,1ZA,1ZD				
	2.0 TDI	96	01.13	PR: 1LJ,1ZA,1ZD				
	2.0 TDI	103	08.03	PR: 1LJ,1ZA,1ZD				
2.0 TDI	125	02.06	PR: 1LJ,1ZA,1ZD					
	1.2 TSI	77	05.10		24.0711-5271.3	360301		Radsensor
	1.4 TSI	103	09.06		24.0711-5272.3	360302		Radsensor
	1.4 TSI	125	11.06					
	1.4 TSI EcoFuel	110	05.09					
	1.6	75	07.03					
	1.6 FSI	85	02.03					
1.6 TDI	85	05.10						
1.9 TDI	66	11.04						

¹⁾ electric parking brake / fr.di stazionamento elettrico / frein à main électrique / freno de mano eléctrico

								
VOLKSWAGEN TOURAN (03-)								
	1.9 TDI 74 1.9 TDI 77 2.0 Eco Fuel 80 2.0 FSI 85 2.0 FSI 110 2.0 TDI 81 2.0 TDI 96 2.0 TDI 103 2.0 TDI 125		02.03 08.03 02.06 10.04 10.03 02.03 01.13 08.03 02.06		24.0711-5271.3 360301 24.0711-5272.3 360302			Radsensor Radsensor
	1.2 TSI 77 1.4 TSI 103 1.4 TSI 125 1.4 TSI EcoFuel 110 1.6 75 1.6 FSI 85 1.6 TDI 66 1.9 TDI 74 1.9 TDI 77 2.0 Eco Fuel 80 2.0 FSI 85 2.0 FSI 110 2.0 TDI 81 2.0 TDI 96 2.0 TDI 103 2.0 TDI 125		05.10 09.06 11.06 05.09 07.03 02.03 05.10 11.04 02.03 08.03 02.06 10.04 10.03 02.03 01.13 08.03 02.06	PR: 1KE,1KF,1KJ PR: 1KE,1KF,1KJ PR: 1KE,1KF,1KJ PR: 1KE,1KF,1KJ PR: 1KE,1KF,1KJ PR: 1KE,1KF,1KJ PR: 1KE,1KF,1KJ PR: 1KE,1KF,1KJ PR: 1KE,1KF,1KJ PR: 1KE,1KF,1KJ PR: 1KE,1KF,1KJ PR: 1KE,1KF,1KJ PR: 1KE,1KF,1KJ PR: 1KE,1KF,1KJ PR: 1KE,1KF,1KJ PR: 1KE,1KF,1KJ	13.0460-2880.2 602880 13.0470-2880.2 LD2880 13.0460-0259.2 610259		23914 17,1 /WE/Zub/S LUC 23914 17,1 /WE/Zub/S LUC Einbausatz	
	1.2 TSI 77 1.4 TSI 103 1.4 TSI 125 1.4 TSI EcoFuel 110 1.6 75 1.6 FSI 85 1.6 TDI 66 1.9 TDI 74 1.9 TDI 77 2.0 Eco Fuel 80 2.0 FSI 85 2.0 FSI 110 2.0 TDI 81 2.0 TDI 96 2.0 TDI 103 2.0 TDI 125		05.10 09.06 11.06 05.09 07.03 02.03 05.10 11.04 02.03 08.03 02.06 10.04 10.03 02.03 01.13 08.03 02.06	PR: 1KS PR: 1KS PR: 1KS PR: 1KS PR: 1KS PR: 1KS PR: 1KS PR: 1KS PR: 1KS PR: 1KS PR: 1KS PR: 1KS PR: 1KS PR: 1KS PR: 1KS PR: 1KS	13.0460-3858.2 603858		24563 17,7 /Zub/S BOS	
	1.2 TSI 77 1.4 TSI 103 1.4 TSI 125 1.4 TSI EcoFuel 110 1.6 75 1.6 FSI 85 1.6 TDI 66 1.9 TDI 74 1.9 TDI 77 2.0 Eco Fuel 80 2.0 FSI 85 2.0 FSI 110 2.0 TDI 81 2.0 TDI 96 2.0 TDI 103 2.0 TDI 125		05.10 09.06 11.06 05.09 07.03 02.03 05.10 11.04 02.03 08.03 02.06 10.04 10.03 02.03 01.13 08.03 02.06	PR: 1KE,1KF PR: 1KE,1KF PR: 1KE,1KF PR: 1KE,1KF PR: 1KE,1KF PR: 1KE,1KF PR: 1KE,1KF PR: 1KE,1KF PR: 1KE,1KF PR: 1KE,1KF PR: 1KE,1KF PR: 1KE,1KF PR: 1KE,1KF PR: 1KE,1KF PR: 1KE,1KF	24.0112-0158.1 412158 24.0312-0158.1 512158		256 12,0 10,0 +B 256 12,0 10,0 +B PD	
	1.2 TSI 77 1.4 TSI 103 1.4 TSI 125 1.4 TSI EcoFuel 110 1.6 75 1.6 FSI 85 1.6 TDI 66 1.9 TDI 74 1.9 TDI 77 2.0 Eco Fuel 80 2.0 FSI 85 2.0 FSI 110 2.0 TDI 81 2.0 TDI 96 2.0 TDI 103 2.0 TDI 125		05.10 09.06 11.06 05.09 07.03 02.03 05.10 11.04 02.03 08.03 02.06 10.04 10.03 02.03 01.13 08.03 02.06	PR: 1KJ PR: 1KJ PR: 1KJ PR: 1KJ PR: 1KJ PR: 1KJ PR: 1KJ PR: 1KJ PR: 1KJ PR: 1KJ PR: 1KJ PR: 1KJ PR: 1KJ PR: 1KJ PR: 1KJ	24.0112-0169.1 412169		282 12,0 10,0 +S +B	
	1.2 TSI 77 1.4 TSI 103 1.4 TSI 125 1.4 TSI EcoFuel 110 1.6 75 1.6 FSI 85 1.6 TDI 66 1.9 TDI 74 1.9 TDI 77 2.0 Eco Fuel 80 2.0 FSI 85 2.0 FSI 110 2.0 TDI 81 2.0 TDI 96 2.0 TDI 103 2.0 TDI 125		05.10 09.06 11.06 05.09 07.03 02.03 05.10 11.04 02.03 08.03 02.06 10.04 10.03 02.03 01.13 08.03 02.06	PR: 1KS PR: 1KS PR: 1KS PR: 1KS PR: 1KS PR: 1KS PR: 1KS PR: 1KS PR: 1KS PR: 1KS PR: 1KS PR: 1KS PR: 1KS PR: 1KS PR: 1KS	24.0110-0356.1 410356		272 9,7 8,0 +S +B	



VOLKSWAGEN TOURAN (03-)

	2.0 Eco Fuel	80		02.06	PR: 1KS	24.0110-0356.1	410356			272 9,7 8,0 +S +B
	2.0 FSI	85		10.04	PR: 1KS					
	2.0 FSI	110		10.03	PR: 1KS					
	2.0 TDI	81		02.03	PR: 1KS					
	2.0 TDI	96		01.13	PR: 1KS					
	2.0 TDI	103		08.03	PR: 1KS					
	2.0 TDI	125		02.06	PR: 1KS					
	1.2 TSI	77		05.10	- Parkassistent ¹⁾	24.0711-6231.3	360305			Radsensor
	1.4 TSI	103		09.06	- Parkassistent ¹⁾	24.0711-6232.3	360306			Radsensor
	1.4 TSI	125		11.06	- Parkassistent ¹⁾					
	1.4 TSI EcoFuel	110		05.09	- Parkassistent ¹⁾					
	1.6	75		07.03	- Parkassistent ¹⁾					
	1.6 FSI	85		02.03	- Parkassistent ¹⁾					
	1.6 TDI			05.10	- Parkassistent ¹⁾					
	1.9 TDI	66		11.04	- Parkassistent ¹⁾					
	1.9 TDI	74		02.03	- Parkassistent ¹⁾					
	1.9 TDI	77		08.03	- Parkassistent ¹⁾					
	2.0 Eco Fuel	80		02.06	- Parkassistent ¹⁾					
	2.0 FSI	85		10.04	- Parkassistent ¹⁾					
	2.0 FSI	110		10.03	- Parkassistent ¹⁾					
	2.0 TDI	81		02.03	- Parkassistent ¹⁾					
	2.0 TDI	96		01.13	- Parkassistent ¹⁾					
	2.0 TDI	103		08.03	- Parkassistent ¹⁾					
	2.0 TDI	125		02.06	- Parkassistent ¹⁾					

VOLKSWAGEN TRANSPORTER (T4) (90-03)

	1.8			12.90	07.92	PR: 1LA	13.0460-2972.2	602972		20124 18,9 /S	LUC
	1.9 D			07.90	04.96	PR: 1LA					
	1.9 TD			10.92	04.96	PR: 1LA					
	2.0			07.90	04.96	PR: 1LA					
	2.4 D			07.90	04.96	PR: 1LA					
	2.5			10.90	04.96	PR: 1LA					
	2.5 TDI			09.95	04.96	PR: 1LA					
	1.9 D	70-P-160001	70-X-250000			PR: 1LP	13.0460-2982.2	602982		21479 19,2 /S	LUC
	1.9 TD	70-P-160001	70-X-250000			PR: 1LP					
	2.0	70-P-160001	70-X-250000			PR: 1LP					
	2.4 D	70-P-160001	70-X-250000			PR: 1LP					
	2.4 D Syncro		70-X-250000	11.92		PR: 1LP					
	2.5	70-P-160001	70-X-250000			PR: 1LP					
	2.5 Syncro		70-X-250000	11.92		PR: 1LP					
	2.5 TDI		70-X-250000	09.95		PR: 1LP					
	2.5 TDI Syncro		70-X-250000	09.95		PR: 1LP					
	2.8		70-X-250000	11.95		PR: 1LP					
	1.9 D	70-Y-000001			09.03	PR: 1LP	13.0460-2838.2	602838		21479 19,2 +/WK/S	LUC
	1.9 TD	70-Y-000001			09.03	PR: 1LP					
	2.0	70-Y-000001			09.03	PR: 1LP					
	2.4 D	70-Y-000001			09.03	PR: 1LP					
	2.4 D Syncro	70-Y-000001			09.03	PR: 1LP					
	2.5	70-Y-000001			09.03	PR: 1LP					
	2.5 Syncro	70-Y-000001			09.03	PR: 1LP					
	2.5 TDI	70-Y-000001			09.03	PR: 1LP					
	2.5 TDI Syncro	70-Y-000001			09.03	PR: 1LP					
	2.8	70-Y-000001			09.03	PR: 1LP					
	1.9 D		70-X-250000	07.90		PR: 1LE	13.0460-2973.2	602973		21635 18,0 +	LUC
	1.9 TD		70-X-250000	10.92		PR: 1LE	13.0460-0286.2	610286		Einbausatz	
	2.0		70-X-250000	07.90		PR: 1LE					
	2.4 D		70-X-250000	07.90		PR: 1LE					
	2.4 D Syncro		70-X-250000	11.92		PR: 1LE					
	2.5		70-X-250000	10.90		PR: 1LE					
	2.5 Syncro		70-X-250000	11.92		PR: 1LE					
	2.5 TDI		70-X-250000	09.95		PR: 1LE					
	2.5 TDI Syncro		70-X-250000	09.95		PR: 1LE					
	2.8		70-X-250000	11.95		PR: 1LE					
	1.9 D	70-Y-000001			09.03	PR: 1LE	13.0460-2839.2	602839		23176 18,7 +/WK	LUC
	1.9 TD	70-Y-000001			09.03	PR: 1LE	13.0460-0286.2	610286		Einbausatz	
	2.0	70-Y-000001			09.03	PR: 1LE					
	2.4 D	70-Y-000001			09.03	PR: 1LE					
	2.4 D Syncro	70-Y-000001			09.03	PR: 1LE					
	2.5	70-Y-000001			09.03	PR: 1LE					
	2.5 Syncro	70-Y-000001			09.03	PR: 1LE					
	2.5 TDI	70-Y-000001			09.03	PR: 1LE					
	2.5 TDI Syncro	70-Y-000001			09.03	PR: 1LE					
	2.8	70-Y-000001			09.03	PR: 1LE					
	1.9 D		70-X-250000	05.96		PR: 1LU	13.0460-7102.2	607102		21883 19,8 +	ATE
	1.9 TD		70-X-250000	05.96		PR: 1LU					
	2.0		70-X-250000	05.96		PR: 1LU					
	2.4 D		70-X-250000	05.96		PR: 1LU					
	2.4 D Syncro		70-X-250000	07.95		PR: 1LU					
	2.5		70-X-250000	05.96		PR: 1LU					
	2.5 Syncro		70-X-250000	07.95		PR: 1LU					
	2.5 TDI		70-X-250000	05.96		PR: 1LU					
	2.5 TDI Syncro		70-X-250000	09.95		PR: 1LU					
	2.8		70-X-250000	11.95		PR: 1LU					
	1.9 D	70-Y-000001			09.03	PR: 1LU	13.0460-7124.2	607124		21885 20,4 +/WK	ATE
	1.9 TD	70-Y-000001			09.03	PR: 1LU					
	2.0	70-Y-000001			09.03	PR: 1LU					

¹⁾ - parking assistant / - assistente di parcheggio / - assistance au stationnement / - asistente de aparcamiento

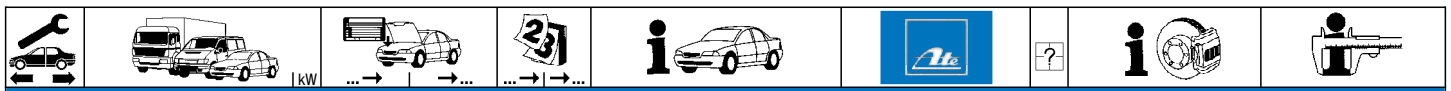




VOLKSWAGEN TRANSPORTER (T4) (90-03)

	2.4 D	70-Y-000001		09.03	PR: 1LU	13.0460-7124.2	607124		21885 20,4 +/WK	ATE
	2.4 D Syncro	70-Y-000001		09.03	PR: 1LU					
	2.5	70-Y-000001		09.03	PR: 1LU					
	2.5 Syncro	70-Y-000001		09.03	PR: 1LU					
	2.5 TDI	70-Y-000001		09.03	PR: 1LU					
	2.5 TDI Syncro	70-Y-000001		09.03	PR: 1LU					
2.8	70-Y-000001		09.03	PR: 1LU						
	1.9 D		70-1-000954	05.97	PR: 1LB	13.0460-7123.2	607123		23034 18,8 +/WK	ATE
	1.9 TD		70-1-000954	05.97	PR: 1LB					
	2.0		70-1-000954	05.97	PR: 1LB					
	2.4 D		70-1-000954	05.97	PR: 1LB					
	2.5		70-1-000954	05.97	PR: 1LB					
	2.5 TDI		70-1-000954	05.97	PR: 1LB					
2.8		70-1-000954	05.97	PR: 1LB						
	1.9 D	70-1-000955		09.03	PR: 1LB	13.0460-7153.2	607153		23269 19,8 +/WK	ATE
	1.9 TD	70-1-000955		09.03	PR: 1LB					
	2.0	70-1-000955		09.03	PR: 1LB					
	2.4 D	70-1-000955		09.03	PR: 1LB					
	2.4 D Syncro		07.95	09.03	PR: 1LB					
	2.5	70-1-000955		09.03	PR: 1LB					
	2.5 Syncro		07.95	09.03	PR: 1LB					
	2.5 TDI	70-1-000955		09.03	PR: 1LB					
2.5 TDI Syncro		09.95	09.03	PR: 1LB						
2.8	70-1-000955		09.03	PR: 1LB						
	1.8			12.90	07.92	24.0116-0108.1	416108		260 16,0 13,0	
	1.9 D			07.90	04.96					
	1.9 TD			10.92	04.96					
	2.0			07.90	04.96					
	2.4 D			07.90	04.96					
	2.5			10.90	04.96					
2.5 TDI			09.95	04.96						
	1.9 D	70-P-160001		04.96	PR: 1LP	24.0118-0105.1	418105		282 18,0 15,0 +B	
	1.9 TD	70-P-160001		04.96	PR: 1LP					
	2.0	70-P-160001		04.96	PR: 1LP					
	2.4 D	70-P-160001		04.96	PR: 1LP					
	2.4 D Syncro		11.92	04.96	PR: 1LP					
	2.5	70-P-160001		04.96	PR: 1LP					
	2.5 Syncro		11.92	04.96	PR: 1LP					
	2.5 TDI		09.95	04.96	PR: 1LP					
2.5 TDI Syncro		09.95	04.96	PR: 1LP						
	1.9 D			05.96	09.03	24.0118-0111.1	418111		282 18,0 15,0 L +S +B	
	1.9 TD			05.96	09.03					
	2.0			05.96	09.03					
	2.4 D			05.96	09.03					
	2.4 D Syncro			05.96	09.03					
	2.5			05.96	09.03					
	2.5 Syncro			05.96	09.03					
	2.5 TDI			05.96	09.03					
2.5 TDI Syncro			05.96	09.03						
2.8			11.95	09.03						
	1.9 D			07.90	04.96	24.0124-0118.1	424118		280 24,0 20,0 V L +B	
	1.9 TD			10.92	04.96					
	2.0			07.90	04.96					
	2.4 D			07.90	04.96					
	2.4 D Syncro			11.92	06.95					
	2.5			10.90	04.96					
2.5 Syncro			11.92	06.95						
2.5 TDI			09.95	04.96						
	1.9 D			05.96	09.03	24.0124-0128.1	424128		280 24,0 20,0 V L +S +B	
	1.9 TD			05.96	09.03					
	2.0			05.96	09.03					
	2.4 D			05.96	09.03					
	2.4 D Syncro			07.95	09.03					
	2.5			05.96	09.03					
	2.5 Syncro			07.95	09.03					
	2.5 TDI			05.96	09.03					
2.5 TDI Syncro			09.95	09.03						
2.8			11.95	09.03						
	1.9 D		70-1-000954	05.97	PR: 1LB	24.0126-0115.1	426115		300 26,0 22,0 V L +B	
	1.9 TD		70-1-000954	05.97	PR: 1LB					
	2.0		70-1-000954	05.97	PR: 1LB					
	2.4 D		70-1-000954	05.97	PR: 1LB					
	2.5		70-1-000954	05.97	PR: 1LB					
	2.5 TDI		70-1-000954	05.97	PR: 1LB					
2.8		70-1-000954	05.97	PR: 1LB						
	1.9 D	70-1-000955		09.03	PR: 1LB	24.0126-0119.1	426119		313 25,9 22,0 V L +B	
	1.9 TD	70-1-000955		09.03	PR: 1LB					
	2.0	70-1-000955		09.03	PR: 1LB					
	2.4 D	70-1-000955		09.03	PR: 1LB					
	2.4 D Syncro		07.95	09.03	PR: 1LB					
	2.5	70-1-000955		09.03	PR: 1LB					
	2.5 Syncro		07.95	09.03	PR: 1LB					
	2.5 TDI	70-1-000955		09.03	PR: 1LB					
2.5 TDI Syncro		09.95	09.03	PR: 1LB						
2.8	70-1-000955		09.03	PR: 1LB						





VOLKSWAGEN TRANSPORTER (T4) (90-03)

	1.9 D 1.9 TD 2.0 2.4 D 2.4 D Syncro 2.5 2.5 Syncro 2.5 TDI 2.5 TDI Syncro 2.8	70-T-200000 70-T-200000 70-T-200000 70-T-200000 70-T-200000 70-T-200000 70-T-200000 70-T-200000 70-T-200000 70-T-200000		09.03 PR: 2E2 09.03 PR: 2E2 09.03 PR: 2E2 09.03 PR: 2E2 09.03 PR: 2E2 09.03 PR: 2E2 09.03 PR: 2E2 09.03 PR: 2E2 09.03 PR: 2E2	13.0460-2874.2 602874 13.0460-0225.2 610225		23224 16,5 +/WK/Zub/S LUC Einbausatz
	1.9 D 1.9 TD 2.0 2.4 D 2.4 D Syncro 2.5 2.5 Syncro 2.5 TDI 2.5 TDI Syncro 2.8		05.97 05.97 05.97 05.97 05.97 05.97 05.97 05.97 05.97 05.97	09.03 PR: 2E3 09.03 PR: 2E3 09.03 PR: 2E3 09.03 PR: 2E3 09.03 PR: 2E3 09.03 PR: 2E3 09.03 PR: 2E3 09.03 PR: 2E3 09.03 PR: 2E3 09.03 PR: 2E3	13.0460-2872.2 602872 13.0460-0225.2 610225		23446 16,5 +/WK/Zub/S LUC Einbausatz
	1.9 D 1.9 TD 2.0 2.4 D 2.4 D Syncro 2.5 2.5 Syncro 2.5 TDI 2.5 TDI Syncro 2.8	70-T-200000 70-T-200000 70-T-200000 70-T-200000 70-T-200000 70-T-200000 70-T-200000 70-T-200000 70-T-200000		09.03 PR: 2E2 09.03 PR: 2E2 09.03 PR: 2E2 09.03 PR: 2E2 09.03 PR: 2E2 09.03 PR: 2E2 09.03 PR: 2E2 09.03 PR: 2E2 09.03 PR: 2E2 09.03 PR: 2E2	24.0112-0138.1 412138		280 12,0 10,0 +S +B
	1.9 D 1.9 TD 2.0 2.4 D 2.4 D Syncro 2.5 2.5 Syncro 2.5 TDI 2.5 TDI Syncro 2.8		05.97 05.97 05.97 05.97 05.97 05.97 05.97 05.97 05.97 05.97	09.03 PR: 2E3 09.03 PR: 2E3 09.03 PR: 2E3 09.03 PR: 2E3 09.03 PR: 2E3 09.03 PR: 2E3 09.03 PR: 2E3 09.03 PR: 2E3 09.03 PR: 2E3 09.03 PR: 2E3	24.0113-0194.1 413194		294 13,5 11,5 +B
	1.8 1.9 D 1.9 TD 2.0 2.4 D 2.4 D Syncro 2.5 2.5 Syncro 2.5 TDI 2.5 TDI Syncro	70-T-199999 70-T-199999 70-T-199999 70-T-199999 70-T-199999 70-T-199999 70-T-199999 70-T-199999 70-T-199999 70-T-199999	12.90 07.90 10.92 07.90 11.92 10.90 11.92 09.95 09.95	07.92	03.0137-0256.2 650256 03.0137-9156.2 669156		268 x 56 HEB Einbausatz
	1.8 1.9 D 1.9 TD 2.0 2.4 D 2.4 D Syncro 2.5 2.5 Syncro 2.5 TDI 2.5 TDI Syncro	70-T-199999 70-T-199999 70-T-199999 70-T-199999 70-T-199999 70-T-199999 70-T-199999 70-T-199999 70-T-199999 70-T-199999	12.90 07.90 10.92 07.90 11.92 10.90 11.92 09.95 09.95	07.92	24.0226-8001.1 480051		268/269,5 x 63,5
	1.8 1.9 D 1.9 TD 2.0 2.4 D 2.4 D Syncro 2.5 2.5 Syncro 2.5 TDI 2.5 TDI Syncro	70-T-199999 70-T-199999 70-T-199999 70-T-199999 70-T-199999 70-T-199999 70-T-199999 70-T-199999 70-T-199999 70-T-199999	12.90 07.90 10.92 07.90 11.92 10.90 11.92 09.95 09.95	07.92	03.0420-3420.3 683420		20,64/268x56 Kit BDX

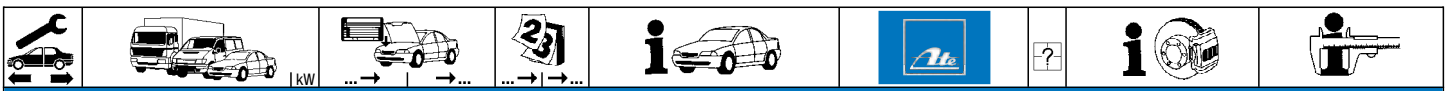
VOLKSWAGEN TRANSPORTER (T5) BUS / MULTIVAN / KASTEN (03-)

	1.9 TDI 1.9 TDI 1.9 TDI 1.9 TDI 2.0 2.0 BiTDI 2.0 BiTDI 4motion 2.0 TDI 2.0 TDI 2.0 TDI 2.0 TDI 2.0 TDI 2.0 TDI 2.0 TDI 4motion 2.0 TDI 4motion 2.0 TSI	62 63 75 77 132 132 62 75 84 100 103 100 103	01.06 04.03 06.06 04.03 06.03 09.09 09.09 09.09 05.11 05.10 09.09 05.10 09.09 05.10 09.09 05.11	PR: 2E3 PR: 2E3 PR: 2E3 PR: 2E3 PR: 2E3 PR: 2E3 PR: 2E3 PR: 2E3 PR: 2E3 PR: 2E3 PR: 2E3 PR: 2E3 PR: 2E3 PR: 2E3 PR: 2E3 PR: 2E3	13.0460-7236.2 607236		23746 19,7 +/WK ATE
--	------------------------------------------------------------------------------------------------------------------------------------------------------------------------------------------------------	----------------------------------------------------------------------------------	----------------------------------------------------------------------------------------------------------------------------------------------	------------------------------------------------------------------------------------------------------------------------------------------------------------------------------	-----------------------	--	---------------------



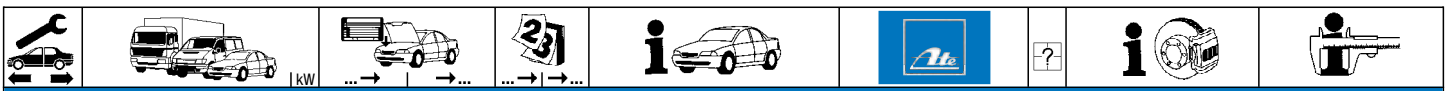
VOLKSWAGEN TRANSPORTER (T5) BUS / MULTIVAN / KASTEN (03-)

	2.0 TSI 4motion 2.5 TDI 2.5 TDI 2.5 TDI 4motion 2.5 TDI 4motion 3.2 V6 3.2 V6 4motion	150 96 96 128 	07.11 02.03 02.03 07.04 07.04 02.03 07.04	PR: 2E3 PR: 2E3 PR: 2E3 PR: 2E3 PR: 2E3 PR: 2E3 PR: 2E3	13.0460-7236.2 607236		23746 19,7 +WK ATE
	1.9 TDI 1.9 TDI 1.9 TDI 1.9 TDI 2.0 2.0 BiTDI 2.0 BiTDI 4motion 2.0 TDI 2.0 TDI 2.0 TDI 2.0 TDI 2.0 TDI 4motion 2.5 TDI 2.5 TDI 2.5 TDI 4motion 2.5 TDI 4motion 3.2 V6 3.2 V6 4motion	62 63 75 77 132 132 62 75 103 103 96 96 128 	7H-A-050000 01.06 7H-A-050000 04.03 7H-A-050000 06.06 7H-A-050000 04.03 7H-A-050000 06.03 7H-A-050000 09.09 7H-A-050000 09.09 7H-A-050000 09.09 7H-A-050000 09.09 7H-A-050000 09.09 7H-A-050000 02.03 7H-A-050000 02.03 7H-A-050000 07.04 7H-A-050000 07.04 7H-A-050000 02.03 7H-A-050000 07.04	PR: 2E4 PR: 2E4 PR: 2E4 PR: 2E4 PR: 2E4 PR: 2E4 PR: 2E4 PR: 2E4 PR: 2E4 PR: 2E4 PR: 2E4 PR: 2E4 PR: 2E4 PR: 2E4 PR: 2E4 PR: 2E4 PR: 2E4	13.0460-7240.2 607240		23746 18,1 +WK ATE
	1.9 TDI 1.9 TDI 1.9 TDI 1.9 TDI 2.0 2.0 BiTDI 2.0 BiTDI 4motion 2.0 TDI 2.0 TDI 2.0 TDI 2.0 TDI 2.0 TDI 2.0 TDI 4motion 2.0 TDI 4motion 2.0 TSI 2.0 TSI 4motion 2.5 TDI 2.5 TDI 2.5 TDI 4motion 2.5 TDI 4motion 3.2 V6 3.2 V6 4motion	62 63 75 77 132 132 62 75 84 100 103 100 103 150 96 96 128 	01.06 04.03 06.06 04.03 06.03 09.09 09.09 09.09 09.09 05.11 05.10 09.09 05.11 05.10 09.09 07.11 02.03 02.03 07.04 07.04 02.03 07.04	PR: 2E3 PR: 2E3 PR: 2E3 PR: 2E3 PR: 2E3 PR: 2E3 PR: 2E3 PR: 2E3 PR: 2E3 PR: 2E3 PR: 2E3 PR: 2E3 PR: 2E3 PR: 2E3 PR: 2E3 PR: 2E3 PR: 2E3 PR: 2E3 PR: 2E3 PR: 2E3 PR: 2E3 PR: 2E3 PR: 2E3	24.0130-0114.1 430114		308 29,5 25,5 V L +B
	1.9 TDI 1.9 TDI 1.9 TDI 1.9 TDI 2.0 2.0 BiTDI 2.0 BiTDI 4motion 2.0 TDI 2.0 TDI 2.0 TDI 2.0 TDI 2.0 TDI 2.0 TDI 4motion 2.0 TDI 4motion 2.0 TSI 2.0 TSI 4motion 2.5 TDI 2.5 TDI 2.5 TDI 4motion 2.5 TDI 4motion 3.2 V6 3.2 V6 4motion	62 63 75 77 132 132 62 75 103 103 96 96 128 	7H-A-050000 01.06 7H-A-050000 04.03 7H-A-050000 06.06 7H-A-050000 04.03 7H-A-050000 06.03 7H-A-050000 09.09 7H-A-050000 09.09 7H-A-050000 09.09 7H-A-050000 09.09 7H-A-050000 09.09 7H-A-050000 02.03 7H-A-050000 02.03 7H-A-050000 07.04 7H-A-050000 07.04 7H-A-050000 02.03 7H-A-050000 07.04	PR: 2E4 PR: 2E4 PR: 2E4 PR: 2E4 PR: 2E4 PR: 2E4 PR: 2E4 PR: 2E4 PR: 2E4 PR: 2E4 PR: 2E4 PR: 2E4 PR: 2E4 PR: 2E4 PR: 2E4 PR: 2E4 PR: 2E4 PR: 2E4 PR: 2E4 PR: 2E4 PR: 2E4 PR: 2E4 PR: 2E4	24.0132-0116.1 432116		333 32,5 28,5 V L +B
	1.9 TDI 1.9 TDI 1.9 TDI 1.9 TDI 2.0 2.0 BiTDI 2.0 BiTDI 4motion 2.0 TDI 2.0 TDI 2.0 TDI 2.0 TDI 2.0 TDI 2.0 TDI 4motion 2.0 TDI 4motion 2.0 TSI 2.0 TSI 4motion 2.5 TDI 2.5 TDI 2.5 TDI 4motion 2.5 TDI 4motion 3.2 V6 3.2 V6 4motion	62 63 75 77 132 132 62 75 84 100 103 100 103 150 96 96 128 	01.06 04.03 06.06 04.03 06.03 09.09 09.09 09.09 09.09 05.11 05.10 09.09 05.11 05.10 09.09 07.11 02.03 02.03 07.04 07.04 02.03 07.04	PR: 2E4 PR: 2E4 PR: 2E4 PR: 2E4 PR: 2E4 PR: 2E4 PR: 2E4 PR: 2E4 PR: 2E4 PR: 2E4 PR: 2E4 PR: 2E4 PR: 2E4 PR: 2E4 PR: 2E4 PR: 2E4 PR: 2E4 PR: 2E4 PR: 2E4 PR: 2E4 PR: 2E4 PR: 2E4 PR: 2E4	24.0711-5271.3 24.0711-5272.3 360301 360302	 	Radsensor Radsensor



VOLKSWAGEN TRANSPORTER (T5) BUS / MULTIVAN / KASTEN (03-)

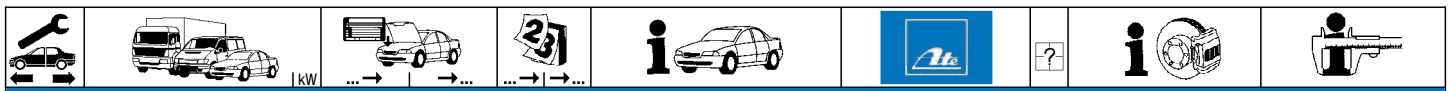
	1.9 TDI	63	7H-5-120000	04.03	PR: OWL,OWN,OWM,OWP,OWQ	13.0460-2882.2	602882	23326 17,4 /WK/Zub/S Einbausatz	LUC
	1.9 TDI	77	7H-5-120000	04.03	PR: OWL,OWN,OWM,OWP,OWQ	13.0460-0023.2	610023		
	2.0		7H-5-120000	06.03	PR: OWL,OWN,OWM,OWP,OWQ				
	2.5 TDI		7H-5-120000	02.03	PR: OWL,OWN,OWM,OWP,OWQ				
	2.5 TDI	96	7H-5-120000	02.03	PR: OWL,OWN,OWM,OWP,OWQ				
	2.5 TDI 4motion	96	7H-5-120000	07.04	PR: OWL,OWN,OWM,OWP,OWQ				
	2.5 TDI 4motion	128	7H-5-120000	07.04	PR: OWL,OWN,OWM,OWP,OWQ				
	3.2 V6		7H-5-120000	02.03	PR: OWL,OWN,OWM,OWP,OWQ				
	3.2 V6 4motion		7H-5-120000	07.04	PR: OWL,OWN,OWM,OWP,OWQ				
	1.9 TDI	62	7H-6-000001	7H-A-050000		PR: 2E3,2E4	13.0460-2882.2		
1.9 TDI	63	7H-6-000001	7H-A-050000		PR: 2E3,2E4	13.0460-0023.2	610023		
1.9 TDI	75	7H-6-000001	7H-A-050000		PR: 2E3,2E4				
1.9 TDI	77	7H-6-000001	7H-A-050000		PR: 2E3,2E4				
2.0		7H-6-000001	7H-A-050000		PR: 2E3,2E4				
2.0 BiTDI	132	7H-6-000001	7H-A-050000		PR: 2E3,2E4				
2.0 BiTDI 4motion	132	7H-6-000001	7H-A-050000		PR: 2E3,2E4				
2.0 TDI	62	7H-6-000001	7H-A-050000		PR: 2E3,2E4				
2.0 TDI	75	7H-6-000001	7H-A-050000		PR: 2E3,2E4				
2.0 TDI	103	7H-6-000001	7H-A-050000		PR: 2E3,2E4				
2.0 TDI 4motion	103	7H-6-000001	7H-A-050000		PR: 2E3,2E4				
2.5 TDI		7H-6-000001	7H-A-050000		PR: 2E3,2E4				
2.5 TDI	96	7H-6-000001	7H-A-050000		PR: 2E3,2E4				
2.5 TDI 4motion	96	7H-6-000001	7H-A-050000		PR: 2E3,2E4				
2.5 TDI 4motion	128	7H-6-000001	7H-A-050000		PR: 2E3,2E4				
3.2 V6		7H-6-000001	7H-A-050000		PR: 2E3,2E4				
3.2 V6 4motion		7H-6-000001	7H-A-050000		PR: 2E3,2E4				
1.9 TDI	62	7H-8-027999	7H-8-027999	01.06	PR: OWR	13.0460-7218.2	607218	24367 19,1 +/-WK	ATE
1.9 TDI	63	7H-8-027999	7H-8-027999	04.03	PR: OWR				
1.9 TDI	75	7H-8-027999	7H-8-027999	06.06	PR: OWR				
1.9 TDI	77	7H-8-027999	7H-8-027999	04.03	PR: OWR				
2.0		7H-8-027999	7H-8-027999	06.03	PR: OWR				
2.5 TDI		7H-8-027999	7H-8-027999	02.03	PR: OWR				
2.5 TDI	96	7H-8-027999	7H-8-027999	02.03	PR: OWR				
2.5 TDI 4motion	96	7H-8-027999	7H-8-027999	07.04	PR: OWR				
2.5 TDI 4motion	128	7H-8-027999	7H-8-027999	07.04	PR: OWR				
3.2 V6		7H-8-027999	7H-8-027999	02.03	PR: OWR				
3.2 V6 4motion		7H-8-027999	7H-8-027999	07.04	PR: OWR				
1.9 TDI	62	7H-8-028000	7H-8-200000		PR: OWR	13.0460-2882.2	602882	23326 17,4 /WK/Zub/S Einbausatz	LUC
1.9 TDI	63	7H-8-028000	7H-8-200000		PR: OWR	13.0460-0023.2	610023		
1.9 TDI	75	7H-8-028000	7H-8-200000		PR: OWR				
1.9 TDI	77	7H-8-028000	7H-8-200000		PR: OWR				
2.0		7H-8-028000	7H-8-200000		PR: OWR				
2.5 TDI		7H-8-028000	7H-8-200000		PR: OWR				
2.5 TDI	96	7H-8-028000	7H-8-200000		PR: OWR				
2.5 TDI 4motion	96	7H-8-028000	7H-8-200000		PR: OWR				
2.5 TDI 4motion	128	7H-8-028000	7H-8-200000		PR: OWR				
3.2 V6		7H-8-028000	7H-8-200000		PR: OWR				
3.2 V6 4motion		7H-8-028000	7H-8-200000		PR: OWR				
1.9 TDI	62	7H-A-200001				13.0460-2882.2	602882		
1.9 TDI	63	7H-A-200001				13.0460-0023.2	610023		
1.9 TDI	75	7H-A-200001							
1.9 TDI	77	7H-A-200001							
2.0		7H-A-200001							
2.0 BiTDI	132	7H-A-200001							
2.0 BiTDI 4motion	132	7H-A-200001							
2.0 TDI	62	7H-A-200001							
2.0 TDI	75	7H-A-200001							
2.0 TDI	84		05.11						
2.0 TDI	100	7H-A-200001							
2.0 TDI	103	7H-A-200001							
2.0 TDI 4motion	100	7H-A-200001							
2.0 TDI 4motion	103	7H-A-200001							
2.0 TSI			05.11						
2.0 TSI 4motion	150		07.11						
2.5 TDI		7H-A-200001							
2.5 TDI	96	7H-A-200001							
2.5 TDI 4motion	96	7H-A-200001							
2.5 TDI 4motion	128	7H-A-200001							
3.2 V6		7H-A-200001							
3.2 V6 4motion		7H-A-200001							
	1.9 TDI	63	7H-5-120000	04.03	PR: OWL,OWN,OWM,OWP,OWQ	24.0122-0211.1	422211	294 21,9 19,5 V L +B	
	1.9 TDI	77	7H-5-120000	04.03	PR: OWL,OWN,OWM,OWP,OWQ				
	2.0		7H-5-120000	06.03	PR: OWL,OWN,OWM,OWP,OWQ				
	2.5 TDI		7H-5-120000	02.03	PR: OWL,OWN,OWM,OWP,OWQ				
	2.5 TDI	96	7H-5-120000	02.03	PR: OWL,OWN,OWM,OWP,OWQ				
	2.5 TDI 4motion	96	7H-5-120000	07.04	PR: OWL,OWN,OWM,OWP,OWQ				
	2.5 TDI 4motion	128	7H-5-120000	07.04	PR: OWL,OWN,OWM,OWP,OWQ				
	3.2 V6		7H-5-120000	02.03	PR: OWL,OWN,OWM,OWP,OWQ				
	3.2 V6 4motion		7H-5-120000	07.04	PR: OWL,OWN,OWM,OWP,OWQ				
	1.9 TDI	62	7H-6-000001	7H-A-050000		PR: 2E3,2E4	24.0122-0211.1		
1.9 TDI	63	7H-6-000001	7H-A-050000		PR: 2E3,2E4				
1.9 TDI	75	7H-6-000001	7H-A-050000		PR: 2E3,2E4				
1.9 TDI	77	7H-6-000001	7H-A-050000		PR: 2E3,2E4				
2.0		7H-6-000001	7H-A-050000		PR: 2E3,2E4				
2.0 BiTDI	132	7H-6-000001	7H-A-050000		PR: 2E3,2E4				
2.0 BiTDI 4motion	132	7H-6-000001	7H-A-050000		PR: 2E3,2E4				
2.0 TDI	62	7H-6-000001	7H-A-050000		PR: 2E3,2E4				



VOLKSWAGEN TRANSPORTER (T5) BUS / MULTIVAN / KASTEN (03-)

	2.0 TDI	75	7H-6-000001	7H-A-050000		PR: 2E3,2E4	24.0122-0211.1	422211		294 21,9 19,5 VL +B				
	2.0 TDI	103	7H-6-000001	7H-A-050000		PR: 2E3,2E4								
	2.0 TDI 4motion	103	7H-6-000001	7H-A-050000		PR: 2E3,2E4								
	2.5 TDI		7H-6-000001	7H-A-050000		PR: 2E3,2E4								
	2.5 TDI	96	7H-6-000001	7H-A-050000		PR: 2E3,2E4								
	2.5 TDI 4motion	96	7H-6-000001	7H-A-050000		PR: 2E3,2E4								
	2.5 TDI 4motion	128	7H-6-000001	7H-A-050000		PR: 2E3,2E4								
	3.2 V6		7H-6-000001	7H-A-050000		PR: 2E3,2E4								
	3.2 V6 4motion		7H-6-000001	7H-A-050000		PR: 2E3,2E4								
	1.9 TDI	62		7H-8-027999	01.06	PR: OWR					24.0122-0215.1	422215		314 22,0 18,0 VL +B
	1.9 TDI	63		7H-8-027999	04.03	PR: OWR								
	1.9 TDI	75		7H-8-027999	06.06	PR: OWR								
	1.9 TDI	77		7H-8-027999	04.03	PR: OWR								
	2.0			7H-8-027999	06.03	PR: OWR								
	2.5 TDI			7H-8-027999	02.03	PR: OWR								
2.5 TDI	96		7H-8-027999	02.03	PR: OWR									
2.5 TDI 4motion	96		7H-8-027999	07.04	PR: OWR									
2.5 TDI 4motion	128		7H-8-027999	07.04	PR: OWR									
3.2 V6			7H-8-027999	02.03	PR: OWR									
3.2 V6 4motion			7H-8-027999	07.04	PR: OWR									
1.9 TDI	62	7H-8-028000	7H-8-200000		PR: OWR	24.0122-0211.1	422211		294 21,9 19,5 VL +B					
1.9 TDI	63	7H-8-028000	7H-8-200000		PR: OWR									
1.9 TDI	75	7H-8-028000	7H-8-200000		PR: OWR									
1.9 TDI	77	7H-8-028000	7H-8-200000		PR: OWR									
2.0		7H-8-028000	7H-8-200000		PR: OWR									
2.5 TDI		7H-8-028000	7H-8-200000		PR: OWR									
2.5 TDI	96	7H-8-028000	7H-8-200000		PR: OWR									
2.5 TDI 4motion	96	7H-8-028000	7H-8-200000		PR: OWR									
2.5 TDI 4motion	128	7H-8-028000	7H-8-200000		PR: OWR									
3.2 V6		7H-8-028000	7H-8-200000		PR: OWR									
3.2 V6 4motion		7H-8-028000	7H-8-200000		PR: OWR									
1.9 TDI	62	7H-A-200001								24.0122-0211.1	422211		294 21,9 19,5 VL +B	
1.9 TDI	63	7H-A-200001												
1.9 TDI	75	7H-A-200001												
1.9 TDI	77	7H-A-200001												
2.0		7H-A-200001												
2.0 BiTDI	132	7H-A-200001												
2.0 BiTDI 4motion	132	7H-A-200001												
2.0 TDI	62	7H-A-200001												
2.0 TDI	75	7H-A-200001												
2.0 TDI	84			05.11										
2.0 TDI	100	7H-A-200001												
2.0 TDI	103	7H-A-200001												
2.0 TDI 4motion	100	7H-A-200001												
2.0 TDI 4motion	103	7H-A-200001												
2.0 TSI				05.11										
2.0 TSI 4motion	150			07.11										
2.5 TDI		7H-A-200001												
2.5 TDI	96	7H-A-200001												
2.5 TDI 4motion	96	7H-A-200001												
2.5 TDI 4motion	128	7H-A-200001												
3.2 V6		7H-A-200001												
3.2 V6 4motion		7H-A-200001												
	1.9 TDI	62			01.06	24.0711-5271.3	360301			Radsensor				
	1.9 TDI	63			04.03									
	1.9 TDI	75			06.06									
	1.9 TDI	77			04.03									
	2.0				06.03									
	2.0 BiTDI	132			09.09									
	2.0 BiTDI 4motion	132			09.09									
	2.0 TDI	62			09.09									
	2.0 TDI	75			09.09									
	2.0 TDI	84			05.11									
	2.0 TDI	100			05.10									
	2.0 TDI	103			09.09									
	2.0 TDI 4motion	100			05.10									
	2.0 TDI 4motion	103			09.09									
	2.0 TSI				05.11									
2.0 TSI 4motion	150			07.11										
2.5 TDI				02.03										
2.5 TDI	96			02.03										
2.5 TDI 4motion	96			07.04										
2.5 TDI 4motion	128			07.04										
3.2 V6				02.03										
3.2 V6 4motion				07.04										
	1.9 TDI	62		01.06	PR: OWR,OE0,OE9	03.0137-0419.2	650419			185 x 30 Einbausatz				
	1.9 TDI	63		04.03	PR: OWR,OE0,OE9									
	1.9 TDI	75		06.06	PR: OWR,OE0,OE9									
	1.9 TDI	77		04.03	PR: OWR,OE0,OE9									
	2.0			06.03	PR: OWR,OE0,OE9									
	2.0 BiTDI	132		09.09	PR: OWR,OE0,OE9									
	2.0 BiTDI 4motion	132		09.09	PR: OWR,OE0,OE9									
	2.0 TDI	62		09.09	PR: OWR,OE0,OE9									
	2.0 TDI	75		09.09	PR: OWR,OE0,OE9									
	2.0 TDI	100		05.10	PR: OWR,OE0,OE9									
	2.0 TDI	103		09.09	PR: OWR,OE0,OE9									
	2.0 TDI 4motion	100		05.10	PR: OWR,OE0,OE9									
	2.0 TDI 4motion	103		09.09	PR: OWR,OE0,OE9									
	2.0 TSI			05.11	PR: OWR,OE0,OE9									
	2.0 TSI 4motion	150		07.11	PR: OWR,OE0,OE9									
2.5 TDI			02.03	PR: OWR,OE0,OE9										
2.5 TDI	96		02.03	PR: OWR,OE0,OE9										
2.5 TDI 4motion	96		07.04	PR: OWR,OE0,OE9										
2.5 TDI 4motion	128		07.04	PR: OWR,OE0,OE9										
3.2 V6			02.03	PR: OWR,OE0,OE9										
3.2 V6 4motion			07.04	PR: OWR,OE0,OE9										





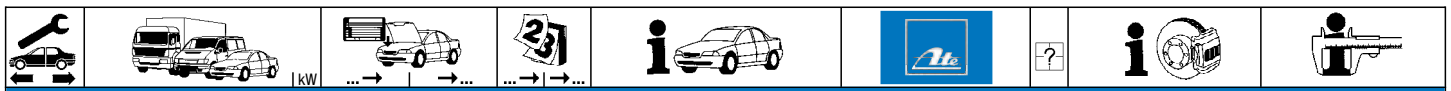
VOLKSWAGEN TRANSPORTER (T5) BUS / MULTIVAN / KASTEN (03-)

	2.0 TDI 4motion	103		09.09	PR: OWR,OE0,OE9	03.0137-0419.2	650419		185 x 30 Einbausatz
	2.5 TDI			02.03	PR: OWR,OE0,OE9	03.0137-9288.2	669288		
	2.5 TDI	96		02.03	PR: OWR,OE0,OE9				
	2.5 TDI 4motion	96		07.04	PR: OWR,OE0,OE9				
	2.5 TDI 4motion	128		07.04	PR: OWR,OE0,OE9				
	3.2 V6			02.03	PR: OWR,OE0,OE9				
3.2 V6 4motion			07.04	PR: OWR,OE0,OE9					

VOLKSWAGEN TRANSPORTER (T5) PRITSCH / FAHRGESTELL (03-)

	1.9 TDI	62		01.06	PR: 2E3	13.0460-7236.2	607236		23746 19,7 +/-WK	ATE						
	1.9 TDI	63		04.03	PR: 2E3											
	1.9 TDI	75		06.06	PR: 2E3											
	1.9 TDI	77		04.03	PR: 2E3											
	2.0	85		06.03	PR: 2E3											
	2.0 BiTDI	132		09.09	PR: 2E3											
	2.0 BiTDI 4motion	132		09.09	PR: 2E3											
	2.0 TDI	62		09.09	PR: 2E3											
	2.0 TDI	75		09.09	PR: 2E3											
	2.0 TDI	84		05.11	PR: 2E3											
	2.0 TDI	100		05.10	PR: 2E3											
	2.0 TDI	103		09.09	PR: 2E3											
	2.0 TDI 4motion	100		05.10	PR: 2E3											
	2.0 TDI 4motion	103		09.09	PR: 2E3											
	2.0 TSI	110		07.12	PR: 2E3											
	2.5 TDI	96		02.03	PR: 2E3											
	2.5 TDI	128		02.03	PR: 2E3											
	2.5 TDI 4motion	96		07.04	PR: 2E3											
	2.5 TDI 4motion	128		07.04	PR: 2E3											
	3.2 V6	170		02.04	PR: 2E3											
3.2 V6	173		08.03	PR: 2E3												
	1.9 TDI	62	7J-A-010000	01.06	PR: 2E4	13.0460-7240.2	607240		23746 18,1 +/-WK	ATE						
	1.9 TDI	63	7J-A-010000	04.03	PR: 2E4											
	1.9 TDI	75	7J-A-010000	06.06	PR: 2E4											
	1.9 TDI	77	7J-A-010000	04.03	PR: 2E4											
	2.0	85	7J-A-010000	06.03	PR: 2E4											
	2.0 BiTDI	132	7J-A-010000	09.09	PR: 2E4											
	2.0 BiTDI 4motion	132	7J-A-010000	09.09	PR: 2E4											
	2.0 TDI	62	7J-A-010000	09.09	PR: 2E4											
	2.0 TDI	75	7J-A-010000	09.09	PR: 2E4											
	2.0 TDI	103	7J-A-010000	09.09	PR: 2E4											
	2.0 TDI 4motion	103	7J-A-010000	09.09	PR: 2E4											
	2.5 TDI	96	7J-A-010000	02.03	PR: 2E4											
	2.5 TDI	128	7J-A-010000	02.03	PR: 2E4											
	2.5 TDI 4motion	96	7J-A-010000	07.04	PR: 2E4											
	2.5 TDI 4motion	128	7J-A-010000	07.04	PR: 2E4											
	3.2 V6	170	7J-A-010000	02.04	PR: 2E4											
	3.2 V6	173	7J-A-010000	08.03	PR: 2E4											
		1.9 TDI	62		01.06						PR: 2E3	24.0130-0114.1	430114		308 29,5 25,5 V L +B	
		1.9 TDI	63		04.03						PR: 2E3					
		1.9 TDI	75		06.06						PR: 2E3					
1.9 TDI		77		04.03	PR: 2E3											
2.0		85		06.03	PR: 2E3											
2.0 BiTDI		132		09.09	PR: 2E3											
2.0 BiTDI 4motion		132		09.09	PR: 2E3											
2.0 TDI		62		09.09	PR: 2E3											
2.0 TDI		75		09.09	PR: 2E3											
2.0 TDI		84		05.11	PR: 2E3											
2.0 TDI		100		05.10	PR: 2E3											
2.0 TDI		103		09.09	PR: 2E3											
2.0 TDI 4motion		100		05.10	PR: 2E3											
2.0 TDI 4motion		103		09.09	PR: 2E3											
2.0 TSI		110		07.12	PR: 2E3											
2.5 TDI		96		02.03	PR: 2E3											
2.5 TDI		128		02.03	PR: 2E3											
2.5 TDI 4motion		96		07.04	PR: 2E3											
2.5 TDI 4motion		128		07.04	PR: 2E3											
3.2 V6		170		02.04	PR: 2E3											
3.2 V6	173		08.03	PR: 2E3												
	1.9 TDI	62	7J-A-010000	01.06	PR: 2E4	24.0132-0116.1	432116		333 32,5 28,5 V L +B							
	1.9 TDI	63	7J-A-010000	04.03	PR: 2E4											
	1.9 TDI	75	7J-A-010000	06.06	PR: 2E4											
	1.9 TDI	77	7J-A-010000	04.03	PR: 2E4											
	2.0	85	7J-A-010000	06.03	PR: 2E4											
	2.0 BiTDI	132	7J-A-010000	09.09	PR: 2E4											
	2.0 BiTDI 4motion	132	7J-A-010000	09.09	PR: 2E4											
	2.0 TDI	62	7J-A-010000	09.09	PR: 2E4											
	2.0 TDI	75	7J-A-010000	09.09	PR: 2E4											
	2.0 TDI	103	7J-A-010000	09.09	PR: 2E4											
	2.0 TDI 4motion	103	7J-A-010000	09.09	PR: 2E4											
	2.5 TDI	96	7J-A-010000	02.03	PR: 2E4											
	2.5 TDI	128	7J-A-010000	02.03	PR: 2E4											
	2.5 TDI 4motion	96	7J-A-010000	07.04	PR: 2E4											
	2.5 TDI 4motion	128	7J-A-010000	07.04	PR: 2E4											
	3.2 V6	170	7J-A-010000	02.04	PR: 2E4											
	3.2 V6	173	7J-A-010000	08.03	PR: 2E4											

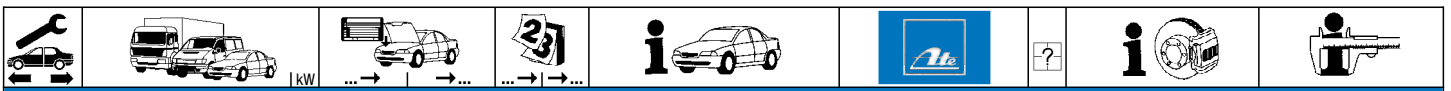




VOLKSWAGEN TRANSPORTER (T5) PRITSCH / FAHRGESTELL (03-)















	1.9 TDI 62 1.9 TDI 63 1.9 TDI 75 1.9 TDI 77 2.0 85 2.0 BiTDI 132 2.0 BiTDI 4motion 132 2.0 TDI 62 2.0 TDI 75 2.0 TDI 84 2.0 TDI 100 2.0 TDI 103 2.0 TDI 4motion 100 2.0 TDI 4motion 103 2.0 TSI 110 2.5 TDI 96 2.5 TDI 128 2.5 TDI 4motion 96 2.5 TDI 4motion 128 3.2 V6 170 3.2 V6 173		01.06 04.03 06.06 04.03 06.03 09.09 09.09 09.09 09.09 05.11 05.10 09.09 05.10 09.09 07.12 02.03 02.03 07.04 07.04 02.04 08.03			24.0711-5271.3 360301 24.0711-5272.3 360302		Radsensor Radsensor
	1.9 TDI 62 1.9 TDI 63 1.9 TDI 75 1.9 TDI 77 2.0 85 2.0 BiTDI 132 2.0 BiTDI 4motion 132 2.0 TDI 62 2.0 TDI 75 2.0 TDI 103 2.0 TDI 4motion 103 2.5 TDI 96 2.5 TDI 128 2.5 TDI 4motion 96 2.5 TDI 4motion 128 3.2 V6 170 3.2 V6 173	7J-A-010000 7J-A-010000 7J-A-010000 7J-A-010000 7J-A-010000 7J-A-010000 7J-A-010000 7J-A-010000 7J-A-010000 7J-A-010000 7J-A-010000 7J-A-010000 7J-A-010000 7J-A-010000 7J-A-010000 7J-A-010000 7J-A-010000	01.06 04.03 06.06 04.03 06.03 09.09 09.09 09.09 09.09 09.09 09.09 02.03 02.03 07.04 07.04 02.04 08.03	PR: 2E3,2E4 PR: 2E3,2E4 PR: 2E3,2E4 PR: 2E3,2E4 PR: 2E3,2E4 PR: 2E3,2E4 PR: 2E3,2E4 PR: 2E3,2E4 PR: 2E3,2E4 PR: 2E3,2E4 PR: 2E3,2E4 PR: 2E3,2E4 PR: 2E3,2E4 PR: 2E3,2E4 PR: 2E3,2E4 PR: 2E3,2E4	13.0460-2882.2 602882 13.0460-0023.2 610023		23326 17,4 /WK/Zub/S LUC Einbausatz	
	1.9 TDI 62 1.9 TDI 63 1.9 TDI 75 1.9 TDI 77 2.0 85 2.5 TDI 96 2.5 TDI 128 2.5 TDI 4motion 96 2.5 TDI 4motion 128 3.2 V6 170 3.2 V6 173	7J-8-000788 7J-8-000788 7J-8-000788 7J-8-000788 7J-8-000788 7J-8-000788 7J-8-000788 7J-8-000788 7J-8-000788 7J-8-000788 7J-8-000788	01.06 04.03 06.06 04.03 06.03 02.03 02.03 07.04 07.04 02.04 08.03	PR: 0WR,0EO,0E9 PR: 0WR,0EO,0E9 PR: 0WR,0EO,0E9 PR: 0WR,0EO,0E9 PR: 0WR,0EO,0E9 PR: 0WR,0EO,0E9 PR: 0WR,0EO,0E9 PR: 0WR,0EO,0E9 PR: 0WR,0EO,0E9 PR: 0WR,0EO,0E9 PR: 0WR,0EO,0E9	13.0460-7218.2 607218		24367 19,1 +/-WK ATE	
	1.9 TDI 62 1.9 TDI 63 1.9 TDI 75 1.9 TDI 77 2.0 85 2.5 TDI 96 2.5 TDI 128 2.5 TDI 4motion 96 2.5 TDI 4motion 128 3.2 V6 170 3.2 V6 173	7J-8-000789 7J-8-030000 7J-8-000789 7J-8-030000 7J-8-000789 7J-8-030000 7J-8-000789 7J-8-030000 7J-8-000789 7J-8-030000 7J-8-000789 7J-8-030000 7J-8-000789 7J-8-030000 7J-8-000789 7J-8-030000 7J-8-000789 7J-8-030000 7J-8-000789 7J-8-030000 7J-8-000789 7J-8-030000		PR: 0WR,0EO,0E9 PR: 0WR,0EO,0E9 PR: 0WR,0EO,0E9 PR: 0WR,0EO,0E9 PR: 0WR,0EO,0E9 PR: 0WR,0EO,0E9 PR: 0WR,0EO,0E9 PR: 0WR,0EO,0E9 PR: 0WR,0EO,0E9 PR: 0WR,0EO,0E9 PR: 0WR,0EO,0E9	13.0460-2882.2 602882 13.0460-0023.2 610023		23326 17,4 /WK/Zub/S LUC Einbausatz	
	1.9 TDI 62 1.9 TDI 63 1.9 TDI 75 1.9 TDI 77 2.0 85 2.0 BiTDI 132 2.0 BiTDI 4motion 132 2.0 TDI 62 2.0 TDI 75 2.0 TDI 84 2.0 TDI 100 2.0 TDI 103 2.0 TDI 4motion 100 2.0 TDI 4motion 103 2.0 TSI 110 2.5 TDI 96 2.5 TDI 128 2.5 TDI 4motion 96 2.5 TDI 4motion 128 3.2 V6 170 3.2 V6 173	7J-A-200001 7J-A-200001 7J-A-200001 7J-A-200001 7J-A-200001 7J-A-200001 7J-A-200001 7J-A-200001 7J-A-200001 7J-A-200001 7J-A-200001 7J-A-200001 7J-A-200001 7J-A-200001 7J-A-200001 7J-A-200001 7J-A-200001 7J-A-200001 7J-A-200001 7J-A-200001 7J-A-200001	05.11 05.10 05.10 07.12		13.0460-2882.2 602882 13.0460-0023.2 610023		23326 17,4 /WK/Zub/S LUC Einbausatz	
	1.9 TDI 62 1.9 TDI 63 1.9 TDI 75 1.9 TDI 77 2.0 85 2.0 BiTDI 132	7J-A-010000 7J-A-010000 7J-A-010000 7J-A-010000 7J-A-010000 7J-A-010000	01.06 04.03 06.06 04.03 06.03 09.09	PR: 2E3,2E4 PR: 2E3,2E4 PR: 2E3,2E4 PR: 2E3,2E4 PR: 2E3,2E4 PR: 2E3,2E4	24.0122-0211.1 422211		294 21,9 19,5 V L +B	



































VOLKSWAGEN TRANSPORTER (T5) PRITSCH / FAHRGESTELL (03-)

	2.0 BiTDI 4motion	132	7J-A-010000	09.09	PR: 2E3,2E4	24.0122-0211.1	422211		294 21,9 19,5 VL +B				
	2.0 TDI	62	7J-A-010000	09.09	PR: 2E3,2E4								
	2.0 TDI	75	7J-A-010000	09.09	PR: 2E3,2E4								
	2.0 TDI	103	7J-A-010000	09.09	PR: 2E3,2E4								
	2.0 TDI 4motion	103	7J-A-010000	09.09	PR: 2E3,2E4								
	2.5 TDI	96	7J-A-010000	02.03	PR: 2E3,2E4								
	2.5 TDI	128	7J-A-010000	02.03	PR: 2E3,2E4								
	2.5 TDI 4motion	96	7J-A-010000	07.04	PR: 2E3,2E4								
	2.5 TDI 4motion	128	7J-A-010000	07.04	PR: 2E3,2E4								
	3.2 V6	170	7J-A-010000	02.04	PR: 2E3,2E4								
3.2 V6	173	7J-A-010000	08.03	PR: 2E3,2E4									
	1.9 TDI	62	7J-8-000788	01.06	PR: OWR,0E0,0E9	24.0122-0215.1	422215		314 22,0 18,0 VL +B				
	1.9 TDI	63	7J-8-000788	04.03	PR: OWR,0E0,0E9								
	1.9 TDI	75	7J-8-000788	06.06	PR: OWR,0E0,0E9								
	1.9 TDI	77	7J-8-000788	04.03	PR: OWR,0E0,0E9								
	2.0	85	7J-8-000788	06.03	PR: OWR,0E0,0E9								
	2.5 TDI	96	7J-8-000788	02.03	PR: OWR,0E0,0E9								
	2.5 TDI	128	7J-8-000788	02.03	PR: OWR,0E0,0E9								
	2.5 TDI 4motion	96	7J-8-000788	07.04	PR: OWR,0E0,0E9								
	2.5 TDI 4motion	128	7J-8-000788	07.04	PR: OWR,0E0,0E9								
	3.2 V6	170	7J-8-000788	02.04	PR: OWR,0E0,0E9								
3.2 V6	173	7J-8-000788	08.03	PR: OWR,0E0,0E9									
	1.9 TDI	62	7J-8-030000		PR: OWR,0E0,0E9	24.0122-0211.1	422211		294 21,9 19,5 VL +B				
	1.9 TDI	63	7J-8-030000		PR: OWR,0E0,0E9								
	1.9 TDI	75	7J-8-030000		PR: OWR,0E0,0E9								
	1.9 TDI	77	7J-8-030000		PR: OWR,0E0,0E9								
	2.0	85	7J-8-030000		PR: OWR,0E0,0E9								
	2.5 TDI	96	7J-8-030000		PR: OWR,0E0,0E9								
	2.5 TDI	128	7J-8-030000		PR: OWR,0E0,0E9								
	2.5 TDI 4motion	96	7J-8-030000		PR: OWR,0E0,0E9								
	2.5 TDI 4motion	128	7J-8-030000		PR: OWR,0E0,0E9								
	3.2 V6	170	7J-8-030000		PR: OWR,0E0,0E9								
	3.2 V6	173	7J-8-030000		PR: OWR,0E0,0E9								
	1.9 TDI	62	7J-A-200001							24.0122-0211.1	422211		294 21,9 19,5 VL +B
	1.9 TDI	63	7J-A-200001										
	1.9 TDI	75	7J-A-200001										
	1.9 TDI	77	7J-A-200001										
2.0	85	7J-A-200001											
2.0 BiTDI	132	7J-A-200001											
2.0 BiTDI 4motion	132	7J-A-200001											
2.0 TDI	62	7J-A-200001											
2.0 TDI	75	7J-A-200001											
2.0 TDI	84		05.11										
2.0 TDI	100		05.10										
2.0 TDI	103	7J-A-200001											
2.0 TDI 4motion	100		05.10										
2.0 TDI 4motion	103	7J-A-200001											
2.0 TSI	110		07.12										
2.5 TDI	96	7J-A-200001											
2.5 TDI	128	7J-A-200001											
2.5 TDI 4motion	96	7J-A-200001											
2.5 TDI 4motion	128	7J-A-200001											
3.2 V6	170	7J-A-200001											
3.2 V6	173	7J-A-200001											
	1.9 TDI	62		01.06		24.0711-5271.3	360301		Radsensor				
	1.9 TDI	63		04.03						24.0711-5272.3	360302		Radsensor
	1.9 TDI	75		06.06									
	1.9 TDI	77		04.03									
	2.0	85		06.03									
	2.0 BiTDI	132		09.09									
	2.0 BiTDI 4motion	132		09.09									
	2.0 TDI	62		09.09									
	2.0 TDI	75		09.09									
	2.0 TDI	84		05.11									
	2.0 TDI	100		05.10									
	2.0 TDI	103		09.09									
	2.0 TDI 4motion	100		05.10									
	2.0 TDI 4motion	103		09.09									
	2.0 TSI	110		07.12									
2.5 TDI	96		02.03										
2.5 TDI	128		02.03										
2.5 TDI 4motion	96		07.04										
2.5 TDI 4motion	128		07.04										
3.2 V6	170		02.04										
3.2 V6	173		08.03										
	1.9 TDI	62		01.06	PR: OWR,0E0,0E9	03.0137-0419.2	650419		185 x 30 Einbausatz				
	1.9 TDI	63		04.03	PR: OWR,0E0,0E9					03.0137-9288.2	669288		185 x 30 Einbausatz
	1.9 TDI	75		06.06	PR: OWR,0E0,0E9								
	1.9 TDI	77		04.03	PR: OWR,0E0,0E9								
	2.0	85		06.03	PR: OWR,0E0,0E9								
	2.0 BiTDI	132		09.09	PR: OWR,0E0,0E9								
	2.0 BiTDI 4motion	132		09.09	PR: OWR,0E0,0E9								
	2.0 TDI	62		09.09	PR: OWR,0E0,0E9								
	2.0 TDI	75		09.09	PR: OWR,0E0,0E9								
	2.0 TDI	100		05.10	PR: OWR,0E0,0E9								
	2.0 TDI	103		09.09	PR: OWR,0E0,0E9								
	2.0 TDI 4motion	100		05.10	PR: OWR,0E0,0E9								

								
VOLKSWAGEN TRANSPORTER (T5) PRITSCH / FAHRGESTELL (03-)								
	2.0 TDI 4motion 2.5 TDI 2.5 TDI 2.5 TDI 4motion 3.2 V6 3.2 V6	103 96 128 96 128 170 173	09.09 02.03 02.03 07.04 07.04 02.04 08.03	PR: OWR,OE0,OE9 PR: OWR,OE0,OE9 PR: OWR,OE0,OE9 PR: OWR,OE0,OE9 PR: OWR,OE0,OE9 PR: OWR,OE0,OE9	03.0137-0419.2 03.0137-9288.2	650419 669288		185 x 30 Einbausatz
VOLKSWAGEN VENTO (92-98)								
	1.4 1.6 1.6 1.8 1.8 CL/GL 1.9 D 1.9 TD	55 55 55 55 66 55	11H-T-015953 11H-T-015953 11H-S-430000 11H-T-015953 11H-S-430000 11H-T-015953 11H-S-430000	11.91 09.92 09.92 01.92 01.92 11.91 01.92	+ Schaltgetriebe ¹⁾ + Automatikgetriebe ²⁾ + Schaltgetriebe ¹⁾	13.0460-7032.2	607032	20887 19,7 +/Zub VW
	1.4 1.6 1.8 1.9 D 1.9 SDI	55 55 55	11H-T-015954 11H-T-015954 11H-T-015954 11H-T-015954	09.98 09.98 09.98 09.98 04.97	- ABS + Schaltgetriebe ¹⁾ + Schaltgetriebe ¹⁾ - ABS - ABS	13.0460-7072.2	607072	21866 19,7 + VW
	1.6 1.6 CL/GL 1.8 1.8 CL/GL 1.9 TD 1.9 TDI	55 74 55 66 55 66	11H-S-430001 11H-S-430001 11H-S-430001 11H-S-430001 11H-S-430001	09.98 07.94 01.92 09.98 09.98 07.93	+ Automatikgetriebe ²⁾ + Automatikgetriebe ²⁾ - ABS	13.0460-2958.2	602958	20168 19,3 /S LUC
	1.4 1.6 GT 1.8 GT 1.9 D 1.9 TDI 1.9 TDI 2.0 CL/GL	74 66 66 81	05.96 07.94 01.92 05.96 07.93 02.96 11.91	09.96 09.98 09.98 09.96 09.98 09.98 09.98	+ ABS + ABS + ABS	13.0460-2821.2	602821	21945 16,0 /S LUC
	1.4 1.9 D 1.9 SDI	55	10.96 10.96 04.97	09.98 09.98 09.98	+ ABS + ABS + ABS	13.0460-7101.2	607101	21866 15,3 + VW
	2.0 GT 2.8 VR6		11H-S-560000 11H-S-560000	11.91 01.92		13.0460-2806.2	602806	20168 19,3 +WK/S LUC
	2.0 GT 2.8 VR6	11H-S-560001		04.96		13.0460-2958.2	602958	20168 19,3 /S LUC
	2.0 GT 2.8 VR6	11H-S-560001		05.96		13.0460-7081.2 13.0470-7081.2	607081 LD7081	21911 20,3 + 21911 20,3 + ATE ATE
	1.4 1.6 1.6 1.8 1.8 CL/GL 1.9 D 1.9 SDI 1.9 TD	55 55 55 55 66 55	11H-S-430000 11H-S-430000 11H-S-430000 11H-S-430000 11H-S-430000	11.91 09.92 09.92 01.92 01.92 11.91 04.97 11.91	- ABS + Automatikgetriebe ²⁾ + Schaltgetriebe ¹⁾ + Schaltgetriebe ¹⁾ - ABS - ABS	24.0112-0106.1 24.0312-0106.1	412106 512106	239 12,0 10,0 +S +B 239 12,0 10,0 +S +B PD
	1.6 1.6 CL/GL 1.8 1.8 CL/GL 1.9 TD 1.9 TDI	55 74 55 66 55 66	11H-S-430001 11H-S-430001 11H-S-430001 11H-S-430001	09.98 07.94 01.92 09.98 09.98 07.93	+ Automatikgetriebe ²⁾ + Automatikgetriebe ²⁾ - ABS	24.0113-0178.1 24.0313-0178.1	413178 513178	256 12,9 11,0 +S +B 256 12,9 11,0 +S +B PD
	1.4 1.6 GT 1.8 GT 1.9 D 1.9 TDI 1.9 TDI 2.0 CL/GL	74 66 66 81	05.96 07.94 01.92 05.96 07.93 02.96 11.91	09.96 09.98 09.98 09.96 09.98 09.98 09.98	+ ABS + ABS + ABS	24.0120-0128.1 24.0320-0128.1	420128 520128	256 20,0 18,0 V L +S +B 256 20,0 18,0 V L +S +B PD
	1.4 1.9 D 1.9 SDI		10.96 10.96 04.97	09.98 09.98 09.98	+ ABS + ABS + ABS	24.0120-0123.1 24.0320-0123.1	420123 520123	239 20,0 18,0 V L +S +B 239 20,0 18,0 V L +S +B PD
	2.0 GT 2.8 VR6		11.91 01.92	04.96		24.0122-0100.1 24.0322-0100.1	422100 522100	280 22,0 20,0 V L +B 280 22,0 20,0 V L +B PD
	2.0 GT 2.8 VR6	11H-S-560001		05.96		24.0125-0108.1	425108	288 25,0 23,0 V L +B
	1.4 1.6 1.8 1.9 D 1.9 SDI 1.9 TD 1.9 TDI 2.0 2.8 VR6	55	11.91 09.92 01.92 11.91 04.97 11.91 07.93 11.91 01.92	09.98 09.98 09.98 09.98 09.98 09.98 09.98 09.98 09.98		24.0711-1361.3 24.0711-1362.3	360022 360023	Radsensor Radsensor
	1.6 GT 1.8 GT 1.9 GT TDI 2.0 2.0 GT 2.8 VR6	74 66	07.94 01.92 07.93 11.91 11H-P-240000 11H-P-240000	09.98 09.98 09.98 09.98 11.91 01.92		13.0460-2937.2 13.0460-0419.2	602937 610419	20961 15,2 /Zub/S Einbausatz LUC LUC

¹⁾ + manual transmission / + scatola cambio velocità / + transmission mécanique / + cambio de velocidad
²⁾ + autom.transmission / + scatola cambio automatico / + transmission automatique / + cambio automático






















								
VOLKSWAGEN VENTO (92-98)								
	1.9 TDI 2.0 GT 2.8 VR6	81 1H-P-240001 1H-P-240001		02.96 09.98 09.98		13.0460-2984.2 13.0460-0072.2	602984 610072	20961 17,2 /Zub/S Einbausatz LUC LUC
	1.6 GT 1.8 GT 1.9 GT TDI 1.9 TDI 2.0 CL/GL	74 66 81		07.94 01.92 07.93 02.96 11.91	09.98 09.98 09.98 09.98 09.98	24.0110-0111.1 24.0110-0275.2	410111 410275	für 4-Loch-Felge/- Sensorring ¹⁾ mit Sensorring ²⁾ 226 10,0 8,0 +B 226 10,0 8,0
	2.0 GT 2.8 VR6			11.91 01.92	09.98 09.98	24.0110-0203.1 24.0110-0276.2	410203 410276	für 5-Loch-Felge ³⁾ mit Sensorring ²⁾ 226 10,0 8,0 226 10,0 8,0
	1.4 1.6 1.8 1.9 D 1.9 TD 1.9 TDI 2.0 2.8 VR6	55	1H-S-385334 1H-S-385334 1H-S-385334 1H-S-385334 1H-S-385334 1H-S-385334 1H-S-385334 1H-S-385334	11.91 09.92 01.92 11.91 11.91 07.93 11.91 01.92		24.0721-1937.1	360040	2  Radsensor L=1062
	1.4 1.6 1.8 1.9 D 1.9 SDI 1.9 TD 1.9 TDI 2.0 2.8 VR6	55	1H-S-385335 1H-S-385335 1H-S-385335 1H-S-385335 1H-S-385335 1H-S-385335 1H-S-385335 1H-S-385335 1H-S-385335	04.97 09.98 09.98 09.98 09.98 09.98 09.98 09.98 09.98		24.0721-1191.3	360091	2  Radsensor L=1043
	1.4 1.6 1.8 1.9 D 1.9 SDI 1.9 TD 1.9 TDI	55 55 66		11.91 09.92 01.92 11.91 04.97 11.91 07.93	09.98 09.98 09.98 09.98 09.98 09.98 09.98	03.0137-0268.2 03.0137-9168.2	650268 669168	200 x 40 HEB Einbausatz VW VW
	1.4 1.6 1.8 1.9 D 1.9 SDI 1.9 TD 1.9 TDI	55 55 66		11.91 09.92 01.92 11.91 04.97 11.91 07.93	09.98 09.98 09.98 09.98 09.98 09.98 09.98	24.0220-0018.1 24.0220-0718.2	480019 480209	ohne Sensorring ⁴⁾ ohne Sensorring ⁴⁾ 200/201,5 x 50,5 - Lager 200/201,5 x 50,5 + Lager
	1.4 1.6 1.6 1.8 1.8 CL/GL 1.9 D 1.9 SDI 1.9 TD 1.9 TDI	55 55 55 66 66 55 66	1H-S-430000 1H-S-430000 1H-S-430000 1H-S-430000	11.91 09.92 09.92 01.92 11.91 04.97 11.91 07.93	09.98 09.98 09.98 09.98 09.98 09.98 09.98 - GT	03.0420-1517.3 03.0520-1517.3	681517 691517	17,46/200x40 Kit 17,46/200x40 TopKit VW VW
	1.6 1.6 CL/GL 1.8 1.8 CL/GL 1.9 TD 1.9 TDI	55 74 55 66 55 66	1H-S-430001 1H-S-430001 1H-S-430001 1H-S-430001	07.94 01.92 09.98 09.98 09.98 07.93	09.98 09.98 09.98 09.98 09.98 - GT	03.0420-4219.3 03.0520-4219.3	684219 694219	19,05/200x40 Kit 19,05/200x40 TopKit VW VW
VOLKSWAGEN up (11-)								
	1.0 1.0 1.0 EcoFuel e-up	44 55 50 60		12.11 12.11 11.12 09.13	PR: 1LA,1ZQ PR: 1LA,1ZQ PR: 1LA,1ZQ PR: 1ZQ	13.0460-7111.2 13.0470-7111.2	607111 LD7111	23130 19,6 + 23130 19,6 + VW VW
	1.0 1.0 1.0 EcoFuel e-up	44 55 50 60		12.11 12.11 11.12 09.13		24.0711-5273.3 24.0711-5274.3	360303 360304	  Radsensor Radsensor
	1.0 1.0 1.0 EcoFuel e-up	44 55 50 60		12.11 12.11 11.12 09.13		24.0711-6233.3 24.0711-6234.3	360315 360316	  Radsensor Radsensor
	1.0 1.0 1.0 EcoFuel e-up	44 55 50 60		12.11 12.11 11.12 09.13	05.12 05.12	03.0137-0268.2 03.0137-9168.2	650268 669168	200 x 40 HEB Einbausatz VW VW
	1.0 1.0 1.0 EcoFuel e-up	44 55 50 60		12.11 12.11 11.12 09.13		03.0137-9168.2	669168	Einbausatz VW
	1.0 1.0 1.0 EcoFuel e-up	44 55 50 60		12.11 12.11 11.12 09.13		03.0520-4817.3	694817	17,46/200x40 TopKit VW

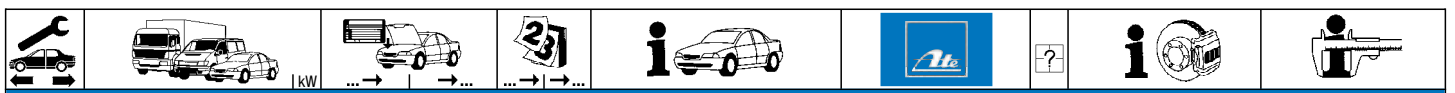
¹⁾ for 4-hole rim/-sensor ring / per cerch.4 fori/-sensore ruota / pour jante 4 trous/-roue codeuse / para llanta cuatro agujeros/-anillo sensor

²⁾ with sensor ring / con sensori / avec secours ABS / con anillo sensor ABS

³⁾ for 5 bore wheel rim / per cerchione a 5 fori / pour jante à 5 trous / para Llantas de 5 taladros

⁴⁾ without sensor ring / senza sensori / sans secours ABS / sin anillo sensor ABS

								
VOLVO 440 (88-96)								
	1.6 1.7 1.7 1.7 1.7	61 64 70 75 78	EKC 006386 EKC 006386 EKC 006386 EKC 006386 EKC 006386	09.88 09.88 08.88 08.89 09.88		13.0460-2846.2 602846		21010 15,8 /S LUC
	1.6 1.7 1.7 1.7 1.7 1.7 1.8 1.9 TD 2.0	61 64 70 75 78 66 66 80	EKC 006387 EKC 006387 EKC 006387 EKC 006387 EKC 006387 EKC 006387 EKC 006387	09.88 12.96 12.96 07.89 12.96 12.96 08.91 07.94 07.96		13.0460-2812.2 602812		21217 17,3 /S LUC
	1.7 T 1.7 T 2.0 2.0	88 90 80 81		08.88 01.91 08.93 08.92	07.96 12.96 07.96 07.95	13.0460-7146.2 607146		20147 17,0 + ATE
	1.6 1.7 1.7 1.7 1.7 1.8 1.9 TD 2.0	61 64 70 75 78 66 66 80	EKC 006387	09.88 09.88 08.88 08.89 09.88 08.91 07.94 07.96	12.96 12.96 07.89 12.96 12.96 12.96 12.96 07.96	24.0112-0135.1 412135		260 12,0 10,8
	1.7 T 1.7 T 2.0 2.0	88 90 80 81		08.88 01.91 08.93 08.92	07.96 12.96 07.96 07.95	24.0122-0164.1 422164		256 22,0 20,0 V
	1.6 1.7 1.7 1.7 1.7 1.7 T 1.7 T 1.8 1.9 TD 2.0 2.0	61 64 70 75 78 88 90 66 66 80 81		09.88 09.88 08.88 08.89 09.88 08.88 01.91 08.91 07.94 08.93 08.92	12.96 12.96 07.89 12.96 12.96 07.96 12.96 12.96 12.96 07.96 07.95	24.0711-1119.3 360261 24.0711-1141.3 360262	 	Radsensor L=990 Radsensor L=1065
	1.6 1.7 1.7 1.7 T 1.7 T 1.8 1.9 TD 2.0	61 75 78 88 90 66 66 81		09.88 08.89 09.88 08.88 01.91 08.91 07.94 08.92	12.96 12.96 12.96 07.96 12.96 12.96 12.96 07.95	13.0460-3306.2 603306		21089 15,0 + ATE
	1.6 1.7 1.7 1.7 T 1.7 T 1.8 1.9 TD 2.0	61 75 78 88 90 66 66 81		09.88 08.89 09.88 08.88 01.91 08.91 07.94 08.92	12.96 12.96 12.96 07.96 12.96 12.96 12.96 07.95	24.0109-0125.1 409125		228 9,0 8,0
	1.6 1.7 1.7 1.7 1.7 1.7 T 1.7 T 1.8 1.9 TD 2.0 2.0	61 64 70 75 78 88 90 66 66 80 81		09.88 09.88 08.88 08.89 09.88 08.88 01.91 08.91 07.94 08.93 08.92	12.96 12.96 07.89 12.96 12.96 07.96 12.96 12.96 12.96 07.96 07.95	24.0721-1915.3 360149 24.0721-1916.3 360150	 	Radsensor L=847 Radsensor L=847
	1.6 1.7 1.7 1.7 1.7 1.8 1.9 TD 2.0	61 64 70 75 78 66 66 80		09.88 09.88 08.88 08.89 09.88 08.91 07.94 08.93	12.96 12.96 07.89 12.96 12.96 12.96 12.96 07.96	03.0137-0258.2 650258 03.0137-9158.2 669158		203 x 38 HEB LUC Einbausatz LUC
	1.6 1.7 1.7 1.7 1.7 1.8 1.9 TD 2.0	61 64 70 75 78 66 66 80		09.88 09.88 08.88 08.89 09.88 08.91 07.94 08.93	12.96 12.96 07.89 12.96 12.96 12.96 12.96 07.96	24.0220-3015.1 480091		203/204,5 x 46,5

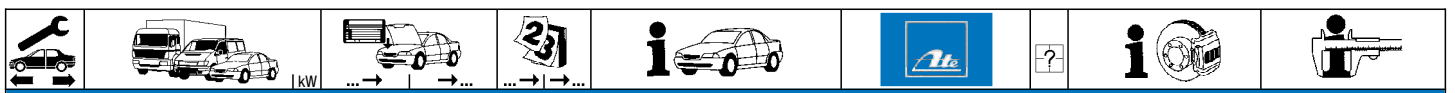


VOLVO 460 (88-96)

	1.7 1.7 1.7 1.7	64 66 75 80	EKC 006386 EKC 006386 EKC 006386 EKC 006386	09.88 09.90 08.89 08.89		13.0460-2846.2	602846		21010 15,8 /S	LUC
	1.6 1.7 1.7 1.7 1.7 1.8 1.9 TD 2.0 2.0	61 64 66 75 80 66 66 80 81	EKC 006387 EKC 006387 EKC 006387 EKC 006387 EKC 006387 EKC 006387 EKC 006387	07.92 07.96 07.96 07.92 07.92 08.91 07.94 07.96 08.92	07.96 07.96 07.96 07.92 07.92 07.96 07.96 07.96 07.95	13.0460-2812.2	602812		21217 17,3 /S	LUC
	1.7 T 1.7 T 2.0 2.0	88 90 80 81		08.89 01.91 08.93 08.92	07.96 07.96 07.96 07.95	13.0460-7146.2	607146		20147 17,0 +	ATE
	1.6 1.7 1.7 1.7 1.7 1.8 1.9 TD 2.0 2.0	61 64 66 75 80 66 66 80 81		07.92 09.88 09.90 08.89 08.89 08.91 07.94 08.92	07.96 07.96 07.96 07.92 07.92 07.96 07.96 07.96	24.0112-0135.1	412135	nur für Lucas-Sättel ¹⁾	260 12,0 10,8	
	1.7 T 1.7 T 2.0 2.0	88 90 80 81		08.89 01.91 08.93 08.92	07.96 07.96 07.96 07.95	24.0122-0164.1	422164	nur für ATE-Sättel ²⁾	256 22,0 20,0 V	
	1.6 1.7 1.7 1.7 1.7 1.7 T 1.7 T 1.8 1.9 TD 2.0 2.0	61 64 66 75 80 88 90 66 66 80 81		07.92 09.88 09.90 08.89 08.89 08.89 01.91 08.91 07.94 08.93 08.92	07.96 07.96 07.96 07.92 07.92 07.96 07.96 07.96 07.96 07.96 07.95	24.0711-1119.3 24.0711-1141.3	360261 360262	<input type="checkbox"/> <input type="checkbox"/>	Radsensor L=990 Radsensor L=1065	
	1.7 1.7 1.7 T 1.7 T 1.8 1.9 TD 2.0	75 80 88 90 66 66 81		08.89 08.89 08.89 01.91 08.91 07.94 08.92	07.92 07.92 07.96 07.96 07.96 07.96 07.95	13.0460-3306.2	603306		21089 15,0 +	ATE
	1.7 1.7 1.7 T 1.7 T 1.8 1.9 TD 2.0	75 80 88 90 66 66 81		08.89 08.89 08.89 01.91 08.91 07.94 08.92	07.92 07.92 07.96 07.96 07.96 07.96 07.95	24.0109-0125.1	409125		228 9,0 8,0	
	1.6 1.7 1.7 1.7 1.7 1.7 T 1.7 T 1.8 1.9 TD 2.0 2.0	61 64 66 75 80 88 90 66 66 80 81		07.92 09.88 09.90 08.89 08.89 08.89 01.91 08.91 07.94 08.93 08.92	07.96 07.96 07.96 07.92 07.92 07.96 07.96 07.96 07.96 07.96 07.95	24.0721-1915.3 24.0721-1916.3	360149 360150	<input type="checkbox"/> <input type="checkbox"/>	Radsensor L=847 Radsensor L=847	
	1.6 1.7 1.7 1.7 1.7 1.8 1.9 TD 2.0	61 64 66 75 80 66 66 80		07.92 09.88 09.90 08.89 08.89 08.91 07.94 08.93	07.96 07.96 07.96 07.92 07.92 07.96 07.96 07.96	03.0137-0258.2 03.0137-9158.2	650258 669158		203 x 38 HEB Einbausatz	LUC LUC
	1.6 1.7 1.7 1.7 1.7 1.8 1.9 TD 2.0	61 64 66 75 80 66 66 80		07.92 09.88 09.90 08.89 08.89 08.91 07.94 08.93	07.96 07.96 07.96 07.92 07.92 07.96 07.96 07.96	24.0220-3015.1	480091		203/204,5 x 46,5	

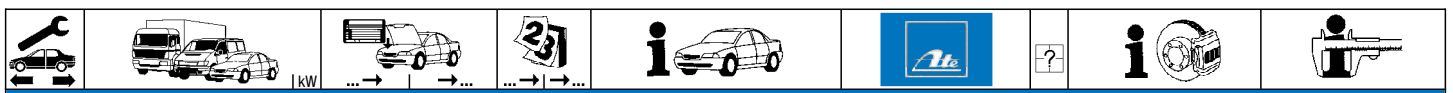
¹⁾ only for Lucas calipers / solo per pinze Lucas / seulement pour étriers Lucas / solo para pinzas Lucas

²⁾ only for ATE calipers / solo per pinze ATE / seules pour étriers ATE / solo para pinzas ATE



VOLVO 480 (86-96)											
	1.7	70	EKC 538519	08.87		13.0460-2846.2	602846			21010 15,8 /S	LUC
	1.7	78	EKC 538519	04.86							
	1.7	80		08.86	07.88						
	1.7	70	EKC 538520		07.89	13.0460-2812.2	602812			21217 17,3 /S	LUC
	1.7	75		08.89	07.96						
	1.7	78	EKC 538520		07.89						
	1.7 T	88		08.87	07.96	13.0460-7146.2	607146			20147 17,0 +	ATE
	1.7 T	90		01.91	07.96						
	2.0	81		08.92	09.95						
	1.7	70		08.87	07.89	24.0112-0135.1	412135			260 12,0 10,8	
	1.7	75		08.89	07.96						
	1.7	78		04.86	07.89						
	1.7	80		08.86	07.88						
	1.7 T	88		08.87	07.96						
	1.7 T	90		01.91	07.96	24.0112-0135.1	412135			260 12,0 10,8	
	2.0	81		08.92	09.95	24.0122-0164.1	422164			256 22,0 20,0 V	
	1.7 T	90		01.91	07.96	24.0122-0164.1	422164			256 22,0 20,0 V	
	2.0	81		08.92	09.95						
	1.7	70		08.87	07.89	24.0711-1119.3	360261			Radsensor L=990	
	1.7	75		08.89	07.96	24.0711-1141.3	360262			Radsensor L=1065	
	1.7	78		04.86	07.89						
	1.7	80		08.86	07.88						
	1.7 T	88		08.87	07.96						
	1.7 T	90		01.91	07.96						
	2.0	81		08.92	09.95						
	1.7	70		08.87	07.89	13.0460-3306.2	603306			21089 15,0 +	ATE
	1.7	75		08.89	07.96						
	1.7	78		04.86	07.89						
	1.7	80		08.86	07.88						
	1.7 T	88		08.87	07.96						
	1.7 T	90		01.91	07.96						
	2.0	81		08.92	09.95						
	1.7	70		08.87	07.89	24.0109-0125.1	409125			228 9,0 8,0	
	1.7	75		08.89	07.96						
	1.7	78		04.86	07.89						
	1.7	80		08.86	07.88						
	1.7 T	88		08.87	07.96						
	1.7 T	90		01.91	07.96						
	2.0	81		08.92	09.95						
	1.7	70		08.87	07.89	24.0721-1915.3	360149			Radsensor L=847	
	1.7	75		08.89	07.96	24.0721-1916.3	360150			Radsensor L=847	
	1.7	78		04.86	07.89						
	1.7	80		08.86	07.88						
	1.7 T	88		08.87	07.96						
	1.7 T	90		01.91	07.96						
	2.0	81		08.92	09.95						
	VOLVO 850 Limousine (91-96)										
		2.0	93		08.94	12.96	13.0460-7053.2	607053			21273 19,5 +/WE
2.0		105		06.91	12.96	13.0470-7053.2	LD7053			21273 19,5 +/WE	ATE
2.0 T		155		08.93	12.96						
	2.5	103		06.91	07.94						
	2.5	106		08.94	12.96						
	2.5	125		08.91	12.96						
	2.5 TDI	103		08.95	12.96						
	2.3 T5	166		08.93	07.96	13.0460-7053.2	607053			21273 19,5 +/WE	ATE
	2.3 T5 R	184		08.95	12.96						
	2.0	93		08.94	12.96	24.0126-0102.1	426102			280 26,0 23,0 V +B	
	2.0	105		06.91	12.96						
	2.0 T	155		08.93	12.96						
	2.3 T5	166		08.93	07.96						
	2.3 T5 R	184		08.95	12.96						
	2.5	103		09.93	07.94						
	2.5	106		08.94	12.96						
	2.5	125		09.93	12.96						
	2.5 TDI	103		08.95	12.96						
	2.5	103		06.91	08.93	24.0126-0101.1	426101			280 26,0 23,0 V +B	
	2.5	125		08.91	08.93						
	2.0	93		08.94	12.96	24.0711-1146.1	360060	2		Radsensor	
	2.0	105		06.91	12.96						
	2.0 T	155		08.93	12.96						
	2.3 T5	166		08.93	07.96						
	2.3 T5 R	184		08.95	12.96						
	2.5	103		06.91	07.94						
	2.5	106		08.94	12.96						
	2.5	125		06.91	12.96						
	2.5 TDI	103		08.95	12.96						
	2.0	93		08.94	12.96	13.0460-3403.2	603403			20755 14,4	ATE
	2.0	105		06.91	12.96	13.0460-0088.2	610088			Einbausatz	ATE
	2.0 T	155		08.93	12.96						
	2.3 T5	166		08.93	07.96						
	2.3 T5 R	184		08.95	12.96						
	2.5	103		06.91	07.94						
	2.5	106		08.94	12.96						
	2.5	125		08.91	12.96						
	2.5 TDI	103		08.95	12.96						
	↓	↓									























VOLVO 850 Limousine (91-96)

	2.0	93	08.94	12.96	24.0110-0214.1	410214			295 9,6 8,4 +B
	2.0	105	06.91	12.96					
	2.0 T	155	08.93	12.96					
	2.3 T5	166	08.93	07.96					
	2.3 T5 R	184	08.95	12.96					
	2.5	103	09.93	07.94					
	2.5	106	08.94	12.96					
	2.5	125	09.93	12.96					
	2.5 TDI	103	08.95	12.96					
	2.5	103	06.91	08.93					
	2.0	93	08.94	12.96	24.0741-1105.1	360195	1		Radsensor L=1220/1840
	2.0	105	06.91	12.96					
	2.0 T	155	08.93	12.96					
	2.3 T5	166	08.93	07.96					
	2.3 T5 R	184	08.95	12.96					
	2.5	103	09.93	07.94					
	2.5	106	08.94	12.96					
	2.5	125	09.93	12.96					
	2.5 TDI	103	08.95	12.96					
	2.5	103	06.91	08.93					
	2.0	93	08.94	12.96	03.0137-0260.2	650260			178 x 25 Einbausatz
	2.0	105	06.91	12.96					
	2.0 T	155	08.93	12.96					
	2.3 T5	166	08.93	07.96					
	2.3 T5 R	184	08.95	12.96					
	2.5	103	06.91	07.94					
	2.5	106	08.94	12.96					
	2.5	125	08.91	12.96					
	2.5 TDI	103	08.95	12.96					
	2.5	103	06.91	08.93					

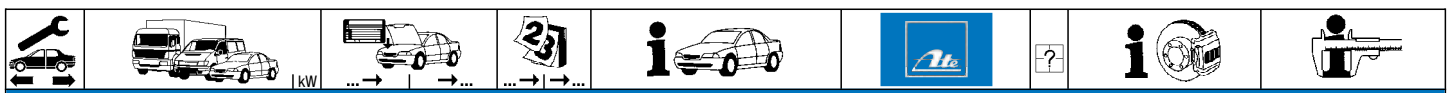
VOLVO 850 Kombi (92-96)

	2.0	93	08.94	12.96	13.0460-7053.2	607053			21273 19,5 +/WE	ATE						
	2.0	105	02.93	12.96												
	2.0 T	155	02.93	12.96												
	2.5	103	08.92	07.94												
	2.5	106	08.94	12.96												
	2.5	125	09.92	12.96												
	2.5 AWD	142	04.96	12.96												
	2.5 TDI	103	08.95	12.96												
	2.3 T5	166	02.93	12.96							13.0460-7053.2	607053			21273 19,5 +/WE	ATE
	2.3 T5 R	184	08.95	12.96												
	2.0	93	08.94	12.96	24.0126-0102.1	426102			280 26,0 23,0 V +B							
	2.0	105	02.93	12.96												
	2.0 T	155	02.93	12.96												
	2.3 T5	166	02.93	12.96												
	2.3 T5 R	184	08.95	12.96												
	2.5	103	09.93	07.94												
	2.5	106	08.94	12.96												
	2.5	125	08.93	12.96												
	2.5 AWD	142	04.96	12.96												
	2.5 TDI	103	08.95	12.96												
2.5	103	08.92	08.93	24.0126-0101.1	426101			280 26,0 23,0 V +B								
	2.0	93	08.94	12.96	24.0711-1146.1	360060	2		Radsensor							
	2.0	105	02.93	12.96												
	2.0 T	155	02.93	12.96												
	2.3 T5	166	02.93	12.96												
	2.3 T5 R	184	08.95	12.96												
	2.5	103	08.92	07.94												
	2.5	106	08.94	12.96												
	2.5	125	09.92	12.96												
	2.5 AWD	142	04.96	12.96												
	2.5 TDI	103	08.95	12.96												
	2.0	93	08.94	12.96	13.0460-3403.2	603403			20755 14,4	ATE						
	2.0	105	02.93	12.96												
	2.0 T	155	02.93	12.96												
	2.3 T5	166	02.93	12.96												
	2.3 T5 R	184	08.95	12.96												
	2.5	103	08.92	07.94												
	2.5	106	08.94	12.96												
	2.5	125	09.92	12.96												
	2.5 TDI	103	08.95	12.96												
	2.5 AWD	142	04.96	12.96							13.0460-0088.2	610088			Einbausatz	ATE
	2.0	93	08.94	12.96	13.0460-2935.2	602935			21385 13,0 /S	LUC						
	2.0	105	02.93	12.96												
	2.0 T	155	02.93	12.96												
	2.3 T5	166	02.93	12.96												
	2.3 T5 R	184	08.95	12.96												
	2.5	103	09.93	07.94												
	2.5	106	08.94	12.96												
	2.5	125	09.93	12.96												
	2.5 TDI	103	08.95	12.96												
	2.5	103	08.92	08.93							24.0110-0214.1	410214			295 9,6 8,4 +B	
	2.5	103	08.92	08.93	24.0110-0216.1	410216			295 9,6 8,4							



									
VOLVO 850 Kombi (92-96)									
	2.5	125		09.92	08.93	24.0110-0216.1	410216	295 9,6 8,4	
	2.5 AWD	142		04.96	12.96	24.0110-0292.1	410292	283 10,0 8,0	
	2.0	93		08.94	12.96	24.0741-1105.1	360195	1 	Radsensor L=1220/1840
	2.0	105		02.93	12.96				
	2.0 T	155		02.93	12.96				
	2.3 T5	166		02.93	12.96				
	2.3 T5 R	184		08.95	12.96				
	2.5	103		09.93	07.94				
	2.5	106		08.94	12.96				
	2.5	125		09.93	12.96				
	2.5 TDI	103		08.95	12.96				
	2.5	103		08.92	08.93	24.0721-1113.1	360193	2 	Radsensor
	2.5	125		09.92	08.93				
	2.0	93		08.94	12.96	03.0137-0260.2	650260	178 x 25	
	2.0	105		02.93	12.96	03.0137-9176.2	669176	Einbausatz	
	2.0 T	155		02.93	12.96				
	2.3 T5	166		02.93	12.96				
	2.3 T5 R	184		08.95	12.96				
	2.5	103		08.92	07.94				
	2.5	106		08.94	12.96				
	2.5	125		09.92	12.96				
	2.5 TDI	103		08.95	12.96				
	2.5 AWD	142		04.96	12.96	03.0137-0449.2	650449	178 x 25	
VOLVO 940 I Limousine (90-95)									
	2.0 T	114		01.91	12.91	13.0460-3914.2	603914	- ABS	21233 16,7 BDX
	2.3	114		08.90	12.91	13.0460-2943.2	602943	- ABS	21266 17,0 /S LUC
	2.3	114		08.90	07.91	13.0460-2985.2	602985	+ ABS	20164 18,2 LUC
	2.3 T	121		08.90	12.91	13.0460-0429.2	610429		Einbausatz BDX
	2.3 T	140		08.91	12.91				
	2.4 D	60		08.90	12.91				
	2.4 TD	80		08.90	12.91				
	2.4 TD Intercooler	90		08.90	12.91				
	2.0	82		01.92	07.94	13.0460-3914.2	603914		21233 16,7 BDX
	2.0 T	114		01.92	07.95	13.0460-2985.2	602985		20164 18,2 LUC
	2.3	85		01.92	12.94	13.0460-0429.2	610429		Einbausatz BDX
	2.3	114		08.92	07.94				
	2.3 T	121		01.92	07.94				
	2.3 T	140		01.92	07.93				
	2.4 D	60		01.92	12.94				
	2.4 TD	80		01.92	12.94				
	2.4 TD Intercooler	90		01.92	12.94				
	2.0 T	114		01.91	12.91	24.0122-0137.1	422137	- ABS	287 22,0 20,0 V
	2.3	114		08.90	12.91	24.0126-0105.1	426105	+ ABS	280 26,0 23,0 V +B
	2.3	114		08.90	07.91				
	2.3 T	121		08.90	12.91				
	2.3 T	140		08.91	12.91				
	2.4 D	60		08.90	12.91				
	2.4 TD	80		08.90	12.91				
	2.4 TD Intercooler	90		08.90	12.91				
	2.0	82		01.92	07.94	24.0126-0105.1	426105		280 26,0 23,0 V +B
	2.0 T	114		01.92	07.95				
	2.3	85		01.92	12.94				
	2.3	114		08.92	07.94				
	2.3 T	121		01.92	07.94				
	2.3 T	140		01.92	07.93				
	2.4 D	60		01.92	12.94				
	2.4 TD	80		01.92	12.94				
	2.4 TD Intercooler	90		01.92	12.94				
	2.0	82		01.92	07.94	13.0460-3401.2	603401		20755 14,4 ATE
	2.0 T	114		01.91	07.95	13.0460-0088.2	610088		Einbausatz ATE
	2.3	85		08.90	12.94				
	2.3	114		08.92	07.94				
	2.3 T	121		08.90	07.91				
	2.3 T	140		08.90	07.94				
	2.3 T	140		08.91	07.93				
	2.4 D	60		08.90	12.94				
	2.4 TD	80		08.90	12.94				
	2.4 TD Intercooler	90		08.90	12.94				
	2.0	82		01.92	07.94	13.0460-2935.2	602935		21385 13,0 /S LUC
	2.0 T	114		01.91	07.95				
	2.3	85		08.90	12.94				
	2.3	114		08.92	07.94				
	2.3 T	121		08.90	07.91				
	2.3 T	140		08.90	07.94				
	2.3 T	140		08.91	07.93				
	2.4 D	60		08.90	12.94				
	2.4 TD	80		08.90	12.94				
	2.4 TD Intercooler	90		08.90	12.94				
	2.0	82		01.92	07.94	24.0110-0189.1	410189		281 9,6 8,4 +B
	2.0 T	114		01.91	07.95				
	2.3	85		08.90	12.94				
	2.3	114		08.92	07.94				
	2.3 T	121		08.90	07.91				
	2.3 T	140		08.90	07.94				
	2.3 T	140		08.91	07.93				
	2.4 D	60		08.90	12.94				
	2.4 TD	80		08.90	12.94				
	2.4 TD Intercooler	90		08.90	12.94				

1) - multi link axle / - assale Multi-link / - essieu multi-link / - eje Multi-Link
2) + multi link axle / + assale Multi-link / + essieu multi-link / + eje Multi-Link



VOLVO 940 I Limousine (90-95)

	2.3 T	140	08.91	07.93	- Multi-Link-Achse ¹⁾	24.0110-0189.1	410189		281 9,6 8,4 +B
	2.4 D	60	08.90	12.94	+ Multi-Link-Achse ¹⁾				
	2.4 TD	80	08.90	12.94	- Multi-Link-Achse ¹⁾				
	2.4 TD Intercooler	90	08.90	12.94	- Multi-Link-Achse ¹⁾				
	2.0	82	01.92	07.94	+ Multi-Link-Achse ²⁾	24.0110-0206.1	410206		265 10,0 8,0
	2.0 T	114	01.91	07.95	+ Multi-Link-Achse ²⁾				
	2.3		08.90	12.94	+ Multi-Link-Achse ²⁾				
	2.3	85	08.92	07.94	+ Multi-Link-Achse ²⁾				
	2.3	114	08.90	07.91	+ Multi-Link-Achse ²⁾				
	2.3 T	121	08.90	07.94	+ Multi-Link-Achse ²⁾				
2.3 T	140	08.91	07.93	+ Multi-Link-Achse ²⁾					
2.4 D	60	08.90	12.94	+ Multi-Link-Achse ²⁾					
2.4 TD	80	08.90	12.94	+ Multi-Link-Achse ²⁾					
2.4 TD Intercooler	90	08.90	12.94	+ Multi-Link-Achse ²⁾					
	2.0	82	01.92	07.94	- Multi-Link-Achse ¹⁾	03.0137-0169.2	650169		160 x 25 Einbausatz
	2.0 T	114	01.91	07.95	- Multi-Link-Achse ¹⁾	03.0137-9065.2	669065		
	2.3		08.90	12.94	- Multi-Link-Achse ¹⁾				
	2.3	85	08.92	07.94	- Multi-Link-Achse ¹⁾				
	2.3	114	08.90	07.91	- Multi-Link-Achse ¹⁾				
	2.3 T	121	08.90	07.94	- Multi-Link-Achse ¹⁾				
	2.3 T	140	08.91	07.93	- Multi-Link-Achse ¹⁾				
	2.4 D	60	08.90	12.94	- Multi-Link-Achse ¹⁾				
	2.4 TD	80	08.90	12.94	- Multi-Link-Achse ¹⁾				
	2.4 TD Intercooler	90	08.90	12.94	- Multi-Link-Achse ¹⁾				
	2.0	82	01.92	07.94	+ Multi-Link-Achse ²⁾	03.0137-0299.2	650299		160 x 25 Einbausatz
	2.0 T	114	01.91	07.95	+ Multi-Link-Achse ²⁾	03.0137-9199.2	669199		
	2.3		08.90	12.94	+ Multi-Link-Achse ²⁾				
	2.3	85	08.92	07.94	+ Multi-Link-Achse ²⁾				
	2.3	114	08.90	07.91	+ Multi-Link-Achse ²⁾				
	2.3 T	121	08.90	07.94	+ Multi-Link-Achse ²⁾				
	2.3 T	140	08.91	07.93	+ Multi-Link-Achse ²⁾				
	2.4 D	60	08.90	12.94	+ Multi-Link-Achse ²⁾				
	2.4 TD	80	08.90	12.94	+ Multi-Link-Achse ²⁾				
	2.4 TD Intercooler	90	08.90	12.94	+ Multi-Link-Achse ²⁾				

VOLVO 940 I Kombi (90-95)

	2.0 T	114	01.91	12.91		13.0460-3914.2	603914	- ABS	21233 16,7	BDX
	2.3	96	08.90	12.91		13.0460-2943.2	602943	- ABS	21266 17,0 /S	LUC
	2.3	114	08.90	07.91		13.0460-2985.2	602985	+ ABS	20164 18,2	LUC
	2.3 T	121	08.90	12.91		13.0460-0429.2	610429	- ABS	Einbausatz	BDX
	2.3 T	140	08.91	12.91						
	2.4 D	60	08.90	12.91						
	2.4 TD	80	08.90	12.91						
	2.4 TD Intercooler	90	08.90	12.91						
	2.0	82	01.92	07.94		13.0460-3914.2	603914	- ABS	21233 16,7	BDX
	2.0 T	114	01.92	07.95		13.0460-2943.2	602943	- ABS	21266 17,0 /S	LUC
2.3	85	08.92	07.94		13.0460-0429.2	610429		Einbausatz	BDX	
2.3	96	01.92	07.94		13.0460-2985.2	602985	+ ABS	20164 18,2	LUC	
2.3 T	121	01.92	07.94							
2.3 T	140	01.92	07.93							
2.4 D	60	01.92	07.95							
2.4 TD	80	01.92	07.94							
2.4 TD Intercooler	90	01.92	07.94							
	2.0	82	01.92	12.92		24.0122-0137.1	422137	- ABS	287 22,0 20,0 V	
	2.0 T	114	01.91	12.91		24.0126-0105.1	426105	+ ABS	280 26,0 23,0 V +B	
	2.3	96	08.90	12.91						
	2.3	114	08.90	07.91						
	2.3 T	121	08.90	12.91						
	2.3 T	140	08.91	12.91						
	2.4 D	60	08.90	12.91						
	2.4 TD	80	08.90	12.91						
	2.4 TD Intercooler	90	08.90	12.91						
	2.0	82	01.93	07.94		24.0126-0105.1	426105	+ ABS	280 26,0 23,0 V +B	
2.0 T	114	01.92	07.95							
2.3	85	08.92	07.94							
2.3	96	01.92	07.94							
2.3 T	121	01.92	07.94							
2.3 T	140	01.92	07.93							
2.4 D	60	01.92	07.95							
2.4 TD	80	01.92	07.94							
2.4 TD Intercooler	90	01.92	07.94							
	2.0	82	01.92	07.94	- Multi-Link-Achse ¹⁾	13.0460-3401.2	603401		20755 14,4	ATE
	2.0 T	114	01.91	07.95	- Multi-Link-Achse ¹⁾	13.0460-0088.2	610088		Einbausatz	ATE
	2.3	85	08.92	07.94	- Multi-Link-Achse ¹⁾					
	2.3	96	08.90	07.94	- Multi-Link-Achse ¹⁾					
	2.3	114	08.90	07.91	- Multi-Link-Achse ¹⁾					
	2.3 T	121	08.90	07.94	- Multi-Link-Achse ¹⁾					
	2.3 T	140	08.91	07.93	- Multi-Link-Achse ¹⁾					
	2.4 D	60	08.90	07.95	- Multi-Link-Achse ¹⁾					
	2.4 TD	80	08.90	07.94	- Multi-Link-Achse ¹⁾					
	2.4 TD Intercooler	90	08.90	07.94	- Multi-Link-Achse ¹⁾					
2.0	82	01.92	07.94	+ Multi-Link-Achse ²⁾	13.0460-2935.2	602935		21385 13,0 /S	LUC	
2.0 T	114	01.91	07.95	+ Multi-Link-Achse ²⁾						
2.3	85	08.92	07.94	+ Multi-Link-Achse ²⁾						
2.3	96	08.90	07.94	+ Multi-Link-Achse ²⁾						
2.3	114	08.90	07.91	+ Multi-Link-Achse ²⁾						

¹⁾ - multi link axle / - assale Multi-link / - essieu multi-link / - eje Multi-Link
²⁾ + multi link axle / + assale Multi-link / + essieu multi-link / + eje Multi-Link





VOLVO 940 I Kombi (90-95)

	2.3 T 2.3 T 2.4 D 2.4 TD 2.4 TD Intercooler	121 140 60 80 90		08.90 07.94 + Multi-Link-Achse 1) 08.91 07.93 + Multi-Link-Achse 1) 08.90 07.95 + Multi-Link-Achse 1) 08.90 07.94 + Multi-Link-Achse 1) 08.90 07.94 + Multi-Link-Achse 1)	13.0460-2935.2 602935		21385 13,0 /S	LUC
	2.0 2.0 T 2.3 2.3 2.3 2.3 T 2.3 T 2.4 D 2.4 TD 2.4 TD Intercooler	82 114 85 96 114 121 140 60 80 90		01.92 07.94 - Multi-Link-Achse 2) 01.91 07.95 - Multi-Link-Achse 2) 08.92 07.94 - Multi-Link-Achse 2) 08.90 07.94 - Multi-Link-Achse 2) 08.90 07.91 - Multi-Link-Achse 2) 08.90 07.94 - Multi-Link-Achse 2) 08.91 07.93 - Multi-Link-Achse 2) 08.90 07.95 - Multi-Link-Achse 2) 08.90 07.94 - Multi-Link-Achse 2) 08.90 07.94 - Multi-Link-Achse 2)	24.0110-0189.1 410189		281 9,6 8,4 +B	
	2.0 2.0 T 2.3 2.3 2.3 2.3 T 2.3 T 2.4 D 2.4 TD 2.4 TD Intercooler	82 114 85 96 114 121 140 60 80 90		01.92 07.94 + Multi-Link-Achse 1) 01.91 07.95 + Multi-Link-Achse 1) 08.92 07.94 + Multi-Link-Achse 1) 08.90 07.94 + Multi-Link-Achse 1) 08.90 07.91 + Multi-Link-Achse 1) 08.90 07.94 + Multi-Link-Achse 1) 08.91 07.93 + Multi-Link-Achse 1) 08.90 07.95 + Multi-Link-Achse 1) 08.90 07.94 + Multi-Link-Achse 1) 08.90 07.94 + Multi-Link-Achse 1)	24.0110-0206.1 410206		265 10,0 8,0	
	2.0 2.0 T 2.3 2.3 2.3 2.3 T 2.3 T 2.4 D 2.4 TD 2.4 TD Intercooler	82 114 85 96 114 121 140 60 80 90		01.92 07.94 - Multi-Link-Achse 2) 01.91 07.95 - Multi-Link-Achse 2) 08.92 07.94 - Multi-Link-Achse 2) 08.90 07.94 - Multi-Link-Achse 2) 08.90 07.91 - Multi-Link-Achse 2) 08.90 07.94 - Multi-Link-Achse 2) 08.91 07.93 - Multi-Link-Achse 2) 08.90 07.95 - Multi-Link-Achse 2) 08.90 07.94 - Multi-Link-Achse 2) 08.90 07.94 - Multi-Link-Achse 2)	03.0137-0169.2 650169 03.0137-9065.2 669065		160 x 25 Einbausatz	
	2.0 2.0 T 2.3 2.3 2.3 2.3 T 2.3 T 2.4 D 2.4 TD 2.4 TD Intercooler	82 114 85 96 114 121 140 60 80 90		01.92 07.94 + Multi-Link-Achse 1) 01.91 07.95 + Multi-Link-Achse 1) 08.92 07.94 + Multi-Link-Achse 1) 08.90 07.94 + Multi-Link-Achse 1) 08.90 07.91 + Multi-Link-Achse 1) 08.90 07.94 + Multi-Link-Achse 1) 08.91 07.93 + Multi-Link-Achse 1) 08.90 07.95 + Multi-Link-Achse 1) 08.90 07.94 + Multi-Link-Achse 1) 08.90 07.94 + Multi-Link-Achse 1)	03.0137-0299.2 650299 03.0137-9199.2 669199		160 x 25 Einbausatz	

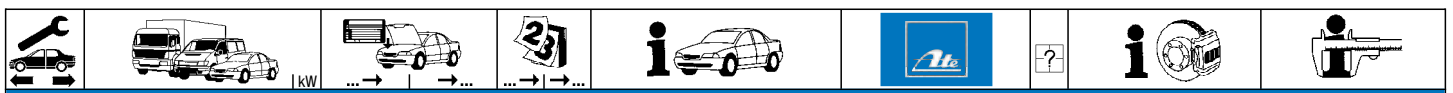
VOLVO 940 II Limousine (95-98)

	2.0 T 2.3 2.3 2.3 T 2.3 ti 2.4 TD Intercooler	114 85 96 121 99 90		04.96 10.98 08.94 07.95 08.94 10.98 08.94 10.98 01.95 10.98 08.94 10.98	13.0460-3914.2 603914 13.0460-2985.2 602985 13.0460-0429.2 610429		21233 16,7 20164 18,2 Einbausatz	BDX LUC BDX
	2.0 T 2.3 2.3 2.3 T 2.3 ti 2.4 TD Intercooler	114 85 96 121 99 90		04.96 10.98 08.94 07.95 08.94 10.98 08.94 10.98 01.95 10.98 08.94 10.98	24.0126-0105.1 426105		280 26,0 23,0 V +B	
	2.0 T 2.3 2.3 2.3 T 2.3 ti 2.4 TD Intercooler	114 85 96 121 99 90		04.96 10.98 - Multi-Link-Achse 2) 08.94 07.95 - Multi-Link-Achse 2) 08.94 10.98 - Multi-Link-Achse 2) 08.94 10.98 - Multi-Link-Achse 2) 01.95 10.98 - Multi-Link-Achse 2) 08.94 10.98 - Multi-Link-Achse 2)	13.0460-3401.2 603401 13.0460-0088.2 610088		20755 14,4 Einbausatz	ATE ATE
	2.0 T 2.3 2.3 2.3 T 2.3 ti 2.4 TD Intercooler	114 85 96 121 99 90		04.96 10.98 + Multi-Link-Achse 1) 08.94 07.95 + Multi-Link-Achse 1) 08.94 10.98 + Multi-Link-Achse 1) 08.94 10.98 + Multi-Link-Achse 1) 01.95 10.98 + Multi-Link-Achse 1) 08.94 10.98 + Multi-Link-Achse 1)	13.0460-2935.2 602935		21385 13,0 /S	LUC
	2.0 T 2.3 2.3 2.3 T 2.3 ti 2.4 TD Intercooler	114 85 96 121 99 90		04.96 10.98 - Multi-Link-Achse 2) 08.94 07.95 - Multi-Link-Achse 2) 08.94 10.98 - Multi-Link-Achse 2) 08.94 10.98 - Multi-Link-Achse 2) 01.95 10.98 - Multi-Link-Achse 2) 08.94 10.98 - Multi-Link-Achse 2)	24.0110-0189.1 410189		281 9,6 8,4 +B	
	2.0 T 2.3 2.3 2.3 T 2.3 ti 2.4 TD Intercooler	114 85 96 121 99 90		04.96 10.98 + Multi-Link-Achse 1) 08.94 07.95 + Multi-Link-Achse 1) 08.94 10.98 + Multi-Link-Achse 1) 08.94 10.98 + Multi-Link-Achse 1) 01.95 10.98 + Multi-Link-Achse 1) 08.94 10.98 + Multi-Link-Achse 1)	24.0110-0206.1 410206		265 10,0 8,0	

1) + multi link axle / + assale Multi-link / + essieu multi-link / + eje Multi-Link

2) - multi link axle / - assale Multi-link / - essieu multi-link / - eje Multi-Link



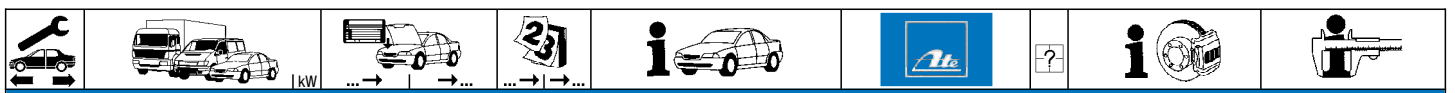


VOLVO 940 II Limousine (95-98)												
	2.0 T	114		04.96	10.98	- Multi-Link-Achse 1)	03.0137-0169.2	650169		160 x 25 Einbausatz		
	2.3	85		08.94	07.95	- Multi-Link-Achse 1)	03.0137-9065.2	669065				
	2.3	96		08.94	10.98	- Multi-Link-Achse 1)						
	2.3 T	121		08.94	10.98	- Multi-Link-Achse 1)						
	2.3 ti	99		01.95	10.98	- Multi-Link-Achse 1)						
	2.4 TD Intercooler	90		08.94	10.98	- Multi-Link-Achse 1)						
	2.0 T	114		04.96	10.98	+ Multi-Link-Achse 2)	03.0137-0299.2	650299		160 x 25 Einbausatz		
	2.3	85		08.94	07.95	+ Multi-Link-Achse 2)	03.0137-9199.2	669199				
	2.3	96		08.94	10.98	+ Multi-Link-Achse 2)						
	2.3 T	121		08.94	10.98	+ Multi-Link-Achse 2)						
	2.3 ti	99		01.95	10.98	+ Multi-Link-Achse 2)						
	2.4 TD Intercooler	90		08.94	10.98	+ Multi-Link-Achse 2)						
VOLVO 940 II Kombi (95-98)												
	2.0 T	114		04.96	10.98		13.0460-3914.2	603914		21233 16,7 20164 18,2 Einbausatz	BDX LUC BDX	
	2.3	85		08.94	07.95		13.0460-2985.2	602985				
	2.3	96		08.94	10.98		13.0460-0429.2	610429				
	2.3 T	121		08.94	10.98							
	2.3 T	126		08.95	10.98							
	2.3 ti	99		01.95	10.98							
2.4 TD Intercooler	90		08.94	10.98								
	2.0 T	114		04.96	10.98		24.0126-0105.1	426105		280 26,0 23,0 V +B		
	2.3	85		08.94	07.95							
	2.3	96		08.94	10.98							
	2.3 T	121		08.94	10.98							
	2.3 T	126		08.95	10.98							
	2.3 ti	99		01.95	10.98							
2.4 TD Intercooler	90		08.94	10.98								
	2.0 T	114		04.96	10.98	- Multi-Link-Achse 1)	13.0460-3401.2	603401		20755 14,4 Einbausatz	ATE ATE	
	2.3	85		08.94	07.95	- Multi-Link-Achse 1)	13.0460-0088.2	610088				
	2.3	96		08.94	10.98	- Multi-Link-Achse 1)						
	2.3 T	121		08.94	10.98	- Multi-Link-Achse 1)						
	2.3 T	126		08.95	10.98	- Multi-Link-Achse 1)						
	2.3 ti	99		01.95	10.98	- Multi-Link-Achse 1)						
	2.4 TD Intercooler	90		08.94	10.98	- Multi-Link-Achse 1)						
		2.0 T	114		04.96	10.98	+ Multi-Link-Achse 2)	13.0460-2935.2	602935		21385 13,0 /S	LUC
		2.3	85		08.94	07.95	+ Multi-Link-Achse 2)					
		2.3	96		08.94	10.98	+ Multi-Link-Achse 2)					
		2.3 T	121		08.94	10.98	+ Multi-Link-Achse 2)					
		2.3 T	126		08.95	10.98	+ Multi-Link-Achse 2)					
2.3 ti		99		01.95	10.98	+ Multi-Link-Achse 2)						
2.4 TD Intercooler	90		08.94	10.98	+ Multi-Link-Achse 2)							
	2.0 T	114		04.96	10.98	- Multi-Link-Achse 1)	24.0110-0189.1	410189		281 9,6 8,4 +B		
	2.3	85		08.94	07.95	- Multi-Link-Achse 1)						
	2.3	96		08.94	10.98	- Multi-Link-Achse 1)						
	2.3 T	121		08.94	10.98	- Multi-Link-Achse 1)						
	2.3 T	126		08.95	10.98	- Multi-Link-Achse 1)						
	2.3 ti	99		01.95	10.98	- Multi-Link-Achse 1)						
	2.4 TD Intercooler	90		08.94	10.98	- Multi-Link-Achse 1)						
		2.0 T	114		04.96	10.98	+ Multi-Link-Achse 2)	24.0110-0206.1	410206		265 10,0 8,0	
		2.3	85		08.94	07.95	+ Multi-Link-Achse 2)					
		2.3	96		08.94	10.98	+ Multi-Link-Achse 2)					
		2.3 T	121		08.94	10.98	+ Multi-Link-Achse 2)					
		2.3 T	126		08.95	10.98	+ Multi-Link-Achse 2)					
2.3 ti		99		01.95	10.98	+ Multi-Link-Achse 2)						
2.4 TD Intercooler	90		08.94	10.98	+ Multi-Link-Achse 2)							
	2.0 T	114		04.96	10.98	- Multi-Link-Achse 1)	03.0137-0169.2	650169		160 x 25 Einbausatz		
	2.3	85		08.94	07.95	- Multi-Link-Achse 1)	03.0137-9065.2	669065				
	2.3	96		08.94	10.98	- Multi-Link-Achse 1)						
	2.3 T	121		08.94	10.98	- Multi-Link-Achse 1)						
	2.3 T	126		08.95	10.98	- Multi-Link-Achse 1)						
	2.3 ti	99		01.95	10.98	- Multi-Link-Achse 1)						
	2.4 TD Intercooler	90		08.94	10.98	- Multi-Link-Achse 1)						
		2.0 T	114		04.96	10.98	+ Multi-Link-Achse 2)	03.0137-0299.2	650299		160 x 25 Einbausatz	
		2.3	85		08.94	07.95	+ Multi-Link-Achse 2)	03.0137-9199.2	669199			
		2.3	96		08.94	10.98	+ Multi-Link-Achse 2)					
		2.3 T	121		08.94	10.98	+ Multi-Link-Achse 2)					
		2.3 T	126		08.95	10.98	+ Multi-Link-Achse 2)					
2.3 ti		99		01.95	10.98	+ Multi-Link-Achse 2)						
2.4 TD Intercooler	90		08.94	10.98	+ Multi-Link-Achse 2)							

VOLVO 960 I Limousine (90-94)											
	2.0	103		09.90	08.93		13.0460-2985.2	602985		20164 18,2	LUC
	2.0	140		08.90	09.93						
	2.4 TD Intercooler	85		09.91	07.94						
	2.9	150		08.90	07.94						
	2.0	103		09.90	08.93		24.0126-0105.1	426105		280 26,0 23,0 V +B	
	2.0	140		08.90	09.93						
	2.4 TD Intercooler	85		09.91	07.94						
	2.9	150		08.90	07.94						
	2.0	103		09.90	08.93	- Multi-Link-Achse 1)	13.0460-3401.2	603401		20755 14,4 Einbausatz	ATE ATE
	2.0	140		08.90	09.93	- Multi-Link-Achse 1)	13.0460-0088.2	610088			
	2.4 TD Intercooler	85		09.91	07.94	- Multi-Link-Achse 1)					
	2.9	150		08.90	07.94	- Multi-Link-Achse 1)					
	2.0	103		09.90	08.93	+ Multi-Link-Achse 2)	13.0460-2935.2	602935			
2.0	140		08.90	09.93	+ Multi-Link-Achse 2)				21385 13,0 /S	LUC	

1) - multi link axle / - assale Multi-link / - essieu multi-link / - eje Multi-Link
 2) + multi link axle / + assale Multi-link / + essieu multi-link / + eje Multi-Link

















VOLVO 960 I Limousine (90-94)											
	2.4 TD Intercooler	85		09.91	07.94	+ Multi-Link-Achse ¹⁾	13.0460-2935.2	602935		21385 13,0 /S	LUC
	2.9	150		08.90	07.94	+ Multi-Link-Achse ¹⁾					
	2.0	103		09.90	08.93	- Multi-Link-Achse ²⁾	24.0110-0189.1	410189		281 9,6 8,4 +B	
	2.0	140		08.90	09.93	- Multi-Link-Achse ²⁾					
	2.4 TD Intercooler	85		09.91	07.94	- Multi-Link-Achse ²⁾					
	2.9	150		08.90	07.94	- Multi-Link-Achse ²⁾					
	2.0	103		09.90	08.93	+ Multi-Link-Achse ¹⁾	24.0110-0206.1	410206		265 10,0 8,0	
	2.0	140		08.90	09.93	+ Multi-Link-Achse ¹⁾					
	2.4 TD Intercooler	85		09.91	07.94	+ Multi-Link-Achse ¹⁾					
	2.9	150		08.90	07.94	+ Multi-Link-Achse ¹⁾					
	2.0	103		09.90	08.93	- Multi-Link-Achse ²⁾	03.0137-0169.2	650169		160 x 25 Einbausatz	
	2.0	140		08.90	09.93	- Multi-Link-Achse ²⁾					
	2.4 TD Intercooler	85		09.91	07.94	- Multi-Link-Achse ²⁾					
	2.9	150		08.90	07.94	- Multi-Link-Achse ²⁾					
	2.0	103		09.90	08.93	+ Multi-Link-Achse ¹⁾	03.0137-0299.2	650299		160 x 25 Einbausatz	
	2.0	140		08.90	09.93	+ Multi-Link-Achse ¹⁾					
	2.4 TD Intercooler	85		09.91	07.94	+ Multi-Link-Achse ¹⁾					
	2.9	150		08.90	07.94	+ Multi-Link-Achse ¹⁾					

VOLVO 960 I Kombi (90-94)												
	2.0	103		09.90	08.93		13.0460-2985.2	602985		20164 18,2	LUC	
	2.0	140		08.90	09.93							
	2.4 TD Intercooler	85		09.91	07.94							
	2.8	108		09.90	05.92							
	2.8	115		09.90	05.92							
	2.9	150		08.90	07.94							
	2.0	103		09.90	08.93		24.0126-0105.1	426105		280 26,0 23,0 V +B		
	2.0	140		08.90	09.93							
	2.4 TD Intercooler	85		09.91	07.94							
	2.8	108		09.90	05.92							
	2.8	115		09.90	05.92							
	2.9	150		08.90	07.94							
	2.0	103		09.90	08.93	- Multi-Link-Achse ²⁾	13.0460-3401.2	603401		20755 14,4 Einbausatz	ATE ATE	
	2.0	140		08.90	09.93	- Multi-Link-Achse ²⁾						
	2.4 TD Intercooler	85		09.91	07.94	- Multi-Link-Achse ²⁾						
	2.8	108		09.90	05.92	- Multi-Link-Achse ²⁾						
	2.8	115		09.90	05.92	- Multi-Link-Achse ²⁾						
	2.9	150		08.90	07.94	- Multi-Link-Achse ²⁾						
		2.0	103		09.90	08.93	+ Multi-Link-Achse ¹⁾	13.0460-2935.2	602935		21385 13,0 /S	LUC
		2.0	140		08.90	09.93	+ Multi-Link-Achse ¹⁾					
		2.4 TD Intercooler	85		09.91	07.94	+ Multi-Link-Achse ¹⁾					
		2.8	108		09.90	05.92	+ Multi-Link-Achse ¹⁾					
		2.8	115		09.90	05.92	+ Multi-Link-Achse ¹⁾					
		2.9	150		08.90	07.94	+ Multi-Link-Achse ¹⁾					
	2.0	103		09.90	08.93	- Multi-Link-Achse ²⁾	24.0110-0189.1	410189		281 9,6 8,4 +B		
	2.0	140		08.90	09.93	- Multi-Link-Achse ²⁾						
	2.4 TD Intercooler	85		09.91	07.94	- Multi-Link-Achse ²⁾						
	2.8	108		09.90	05.92	- Multi-Link-Achse ²⁾						
	2.8	115		09.90	05.92	- Multi-Link-Achse ²⁾						
	2.9	150		08.90	07.94	- Multi-Link-Achse ²⁾						
		2.0	103		09.90	08.93	+ Multi-Link-Achse ¹⁾	24.0110-0206.1	410206		265 10,0 8,0	
		2.0	140		08.90	09.93	+ Multi-Link-Achse ¹⁾					
		2.4 TD Intercooler	85		09.91	07.94	+ Multi-Link-Achse ¹⁾					
		2.8	108		09.90	05.92	+ Multi-Link-Achse ¹⁾					
		2.8	115		09.90	05.92	+ Multi-Link-Achse ¹⁾					
		2.9	150		08.90	07.94	+ Multi-Link-Achse ¹⁾					
	2.0	103		09.90	08.93	- Multi-Link-Achse ²⁾	03.0137-0169.2	650169		160 x 25 Einbausatz		
	2.0	140		08.90	09.93	- Multi-Link-Achse ²⁾						
	2.4 TD Intercooler	85		09.91	07.94	- Multi-Link-Achse ²⁾						
	2.8	108		09.90	05.92	- Multi-Link-Achse ²⁾						
	2.8	115		09.90	05.92	- Multi-Link-Achse ²⁾						
	2.9	150		08.90	07.94	- Multi-Link-Achse ²⁾						
		2.0	103		09.90	08.93	+ Multi-Link-Achse ¹⁾	03.0137-0299.2	650299		160 x 25 Einbausatz	
		2.0	140		08.90	09.93	+ Multi-Link-Achse ¹⁾					
		2.4 TD Intercooler	85		09.91	07.94	+ Multi-Link-Achse ¹⁾					
		2.8	108		09.90	05.92	+ Multi-Link-Achse ¹⁾					
		2.8	115		09.90	05.92	+ Multi-Link-Achse ¹⁾					
		2.9	150		08.90	07.94	+ Multi-Link-Achse ¹⁾					

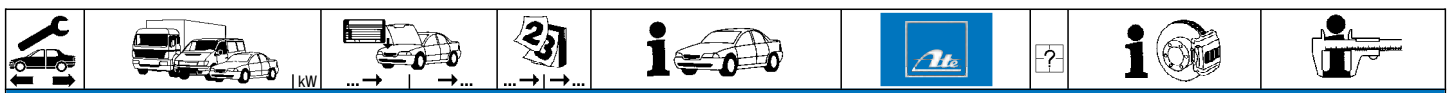
VOLVO 960 II Limousine (94-96)																
	2.5	125		08.94	12.96		13.0460-2985.2	602985		20164 18,2	LUC					
	2.9	150		08.94	12.96											
	2.5	125		08.94	12.96		24.0126-0102.1	426102		280 26,0 23,0 V +B						
	2.9	150		01.95	12.96											
	2.9	150		08.94	12.94											
	2.5	125		08.94	12.96	- Multi-Link-Achse ²⁾	13.0460-3401.2	603401		20755 14,4 Einbausatz	ATE ATE					
	2.9	150		08.94	12.96	- Multi-Link-Achse ²⁾										
	2.5	125		08.94	12.96	+ Multi-Link-Achse ¹⁾						13.0460-2935.2	602935		21385 13,0 /S	LUC
		2.9	150		08.94	12.96										

¹⁾ + multi link axle / + assale Multi-link / + essieu multi-link / + eje Multi-Link
²⁾ - multi link axle / - assale Multi-link / - essieu multi-link / - eje Multi-Link



VOLVO 960 II Limousine (94-96)						
	2.5 125 2.9 150	08.94 12.96 - Multi-Link-Achse 1) 08.94 12.96 - Multi-Link-Achse 1)	24.0110-0189.1 410189		281 9,6 8,4 +B	
	2.5 125 2.9 150	08.94 12.96 + Multi-Link-Achse 2) 08.94 12.96 + Multi-Link-Achse 2)	24.0110-0289.1 410289 24.0110-0206.1 410206		265 10,0 8,0 265 10,0 8,0	
	2.5 125 2.9 150	08.94 12.96 08.94 12.96	03.0137-0299.2 650299 03.0137-9199.2 669199		160 x 25 Einbausatz	
VOLVO 960 II Kombi (94-96)						
	2.5 125 2.9 150	08.94 12.96 08.94 12.96	13.0460-2985.2 602985		20164 18,2 LUC	
	2.5 125 2.9 150	08.94 12.96 01.95 12.96	24.0126-0102.1 426102		280 26,0 23,0 V +B	
	2.9 150	08.94 12.94	24.0126-0105.1 426105		280 26,0 23,0 V +B	
	2.5 125 2.9 150	08.94 12.96 - Multi-Link-Achse 1) 08.94 12.96 - Multi-Link-Achse 1)	13.0460-3401.2 603401 13.0460-0088.2 610088		20755 14,4 Einbausatz ATE ATE	
	2.5 125 2.9 150	08.94 12.96 + Multi-Link-Achse 2) 08.94 12.96 + Multi-Link-Achse 2)	13.0460-2935.2 602935		21385 13,0 /S LUC	
	2.5 125 2.9 150	08.94 12.96 - Multi-Link-Achse 1) 08.94 12.96 - Multi-Link-Achse 1)	24.0110-0189.1 410189		281 9,6 8,4 +B	
	2.5 125 2.9 150	08.94 12.96 + Multi-Link-Achse 2) 08.94 12.96 + Multi-Link-Achse 2)	24.0110-0289.1 410289 24.0110-0206.1 410206		265 10,0 8,0 265 10,0 8,0	
	2.5 125 2.9 150	08.94 12.96 08.94 12.96	03.0137-0299.2 650299 03.0137-9199.2 669199		160 x 25 Einbausatz	
	2.9 150	08.94 12.96	03.0137-0169.2 650169 03.0137-9065.2 669065		160 x 25 Einbausatz	
VOLVO C30 Coupe (06-12)						
	1.6 74 1.6 D 80 1.6 D Efficiency 77 1.6 D2 84 1.8 92 1.8 FlexiFuel 92 2.0 107 2.0 D 100 2.0 D3 110 2.0 D4 130 2.4 D5 120 2.4 D5 132 2.4 i 125 2.5 T5 162 2.5 T5 169 Electric 82	09.06 12.12 09.06 12.12 09.08 12.12 10.10 12.12 09.06 12.12 04.07 12.12 09.06 12.12 09.06 12.12 10.10 12.12 10.10 12.12 10.06 12.12 09.06 12.12 09.06 12.12 09.06 12.12 03.07 12.12 12.10 12.12	13.0460-7193.2 607193 13.0470-7193.2 LD7193	+ 15"/16" Rad 3) + 15"/16" Rad 3)	23723 18,1 + 23723 18,1 + ATE ATE	
	1.6 74 1.6 D 80 1.6 D Efficiency 77 1.6 D2 84 1.8 92 1.8 FlexiFuel 92 2.0 107 2.0 D 100 2.0 D3 110 2.0 D4 130 2.4 D5 120 2.4 D5 132 2.4 i 125 2.5 T5 162 2.5 T5 169 Electric 82	09.06 12.12 09.06 12.12 09.08 12.12 10.10 12.12 09.06 12.12 04.07 12.12 09.06 12.12 09.06 12.12 10.10 12.12 10.10 12.12 10.06 12.12 09.06 12.12 09.06 12.12 09.06 12.12 03.07 12.12 12.10 12.12	24.0125-0117.1 425117 24.0325-0117.1 525117 24.0125-0162.1 425162 24.0325-0162.1 525162	+ 15" Rad 4) + 15" Rad 4) + 16" Rad 5) + 16" Rad 5)	278 25,0 23,0 V L +B 278 25,0 23,0 V L +B PD 300 25,0 23,0 V L +B 300 25,0 23,0 V L +B PD	
	1.6 74 1.6 D 80 1.6 D Efficiency 77 1.6 D2 84 1.8 92 1.8 FlexiFuel 92 2.0 107 2.0 D 100 2.0 D3 110 2.0 D4 130 2.4 D5 120 2.4 D5 132 2.4 i 125 2.5 T5 162 2.5 T5 169 Electric 82	192315 192315 192315 192315	09.06 12.12 09.06 12.12 09.08 12.12 10.10 12.12 09.06 12.12 04.07 12.12 09.06 12.12 09.06 12.12 10.10 12.12 10.10 12.12 10.06 12.12 09.06 12.12 09.06 12.12 09.06 12.12 03.07 12.12 12.10 12.12	24.0711-5123.3 360065	2 	Radsensor
	1.6 D2 84 2.0 D3 110 2.0 D4 130 Electric 82	192316 192316 192316 192316	12.12 12.12 12.12 12.12	24.0711-5198.3 360239	2 	Radsensor

1) - multi link axle / - assale Multi-link / - essieu multi-link / - eje Multi-Link
2) + multi link axle / + assale Multi-link / + essieu multi-link / + eje Multi-Link
3) + 15"/16" wheel / + ruota 15"/16" / + roue 15"/16" / + rueda 15"/16"
4) + 15" wheel / + ruota 15" / + roue 15" / + rueda 15"
5) + 16" wheel / + ruota 16" / + roue 16" / + rueda 16"



VOLVO C30 Coupe (06-12)

	1.6	74		09.06	12.12	13.0460-7195.2	607195	LD7195	ersetzt Belag mit Federn ¹⁾ ersetzt Belag mit Federn ¹⁾	23482 16,6 + 23482 16,6 +	ATE ATE
	1.6 D	80		09.06	12.12						
	1.6 D Efficiency	77		09.08	12.12						
	1.6 D2	84		10.10	12.12						
	1.8	92		09.06	12.12						
	1.8 FlexiFuel	92		04.07	12.12						
	2.0	107		09.06	12.12						
	2.0 D	100		09.06	12.12						
	2.0 D3	110		10.10	12.12						
	2.0 D4	130		10.10	12.12						
	2.4 D5	120		10.06	12.12						
	2.4 D5	132		09.06	12.12						
	2.4 i	125		09.06	12.12						
	2.5 T5	162		09.06	12.12						
	2.5 T5	169		03.07	12.12						
	1.6	74		09.06	12.12	24.0111-0158.1	411158	24.0311-0158.1	511158	280 11,0 9,0 +B 280 11,0 9,0 +B PD	
	1.6 D	80		09.06	12.12						
	1.6 D Efficiency	77		09.08	12.12						
	1.6 D2	84		10.10	12.12						
	1.8	92		09.06	12.12						
	1.8 FlexiFuel	92		04.07	12.12						
	2.0	107		09.06	12.12						
	2.0 D	100		09.06	12.12						
	2.0 D3	110		10.10	12.12						
	2.0 D4	130		10.10	12.12						
	2.4 D5	120		10.06	12.12						
	2.4 D5	132		09.06	12.12						
	2.4 i	125		09.06	12.12						
	2.5 T5	162		09.06	12.12						
	2.5 T5	169		03.07	12.12						
	1.6	74		09.06	12.12	24.0711-6220.3	360256	2		Radsensor	
	1.6 D	80		09.06	12.12						
	1.6 D Efficiency	77		09.08	12.12						
	1.6 D2	84		10.10	12.12						
	1.8	92		09.06	12.12						
	1.8 FlexiFuel	92		04.07	12.12						
	2.0	107		09.06	12.12						
	2.0 D	100		09.06	12.12						
	2.0 D3	110		10.10	12.12						
	2.0 D4	130		10.10	12.12						
	2.4 D5	120		10.06	12.12						
	2.4 D5	132		09.06	12.12						
	2.4 i	125		09.06	12.12						
	2.5 T5	162		09.06	12.12						
	2.5 T5	169		03.07	12.12						
Electric	82		12.10	12.12							

VOLVO C70 Coupe (97-02)

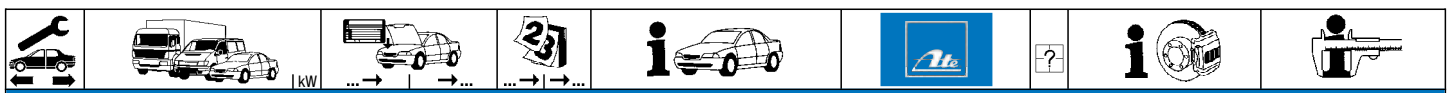
	2.0	132		03.97	12.98	13.0460-7193.2	607193	LD7193	+ 15"/16" Rad ²⁾ + 15"/16" Rad ²⁾	23723 18,1 + 23723 18,1 +	ATE ATE														
	2.0 T	166		03.97	12.98																				
	2.5 T	142		03.97	12.98																				
	2.3 T5	176		03.97	12.98																				
	2.0	132		01.99	09.02																				
	2.0 T	120		03.00	09.02																				
	2.0 T	166		01.99	09.02																				
	2.5	121		09.99	09.02	13.0460-7053.2	607053	LD7053	+ 15"/16" Rad ²⁾ + 15"/16" Rad ²⁾	21273 19,5 +/WE 21273 19,5 +/WE	ATE ATE														
	2.5	125		11.99	09.02																				
	2.5 T	142		01.99	09.02																				
	2.3 T5	176		01.99	09.02																				
	2.0	132		03.97	09.02																				
	2.0 T	120		03.00	09.02																				
	2.0 T	166		03.97	09.02																				
	2.3 T5	176		03.97	09.02																				
	2.5	121		03.99	09.02																				
	2.5	125		11.99	09.02																				
	2.5 T	142		03.97	09.02																				
	2.0	132		03.97	09.02							24.0126-0102.1	426102		+ 15" Rad ³⁾	280 26,0 23,0 V +B									
	2.0 T	120		03.00	09.02																				
	2.0 T	166		03.97	09.02																				
2.3 T5	176		03.97	09.02																					
2.5	121		03.99	09.02																					
2.5	125		11.99	09.02																					
2.5 T	142		03.97	09.02																					
	2.0	132		03.97	09.02	24.0126-0107.1	426107	24.0326-0107.1	526107	+ 16" Rad ⁴⁾ + 16" Rad ⁴⁾	302 26,0 23,0 V L +B 302 26,0 23,0 V L +B PD														
	2.0 T	120		03.00	09.02																				
	2.0 T	166		03.97	09.02																				
	2.3 T5	176		03.97	09.02																				
	2.5	121		03.99	09.02																				
	2.5	125		11.99	09.02																				
	2.5 T	142		03.97	09.02																				
		2.0	132		03.97								12.98	24.0711-1146.1	360060	2		Radsensor							
		2.0 T	166		03.97								12.98												
		2.3 T5	176		03.97								12.98												
		2.5 T	142		03.97								12.98												
		2.0	132		01.99								09.02							24.0711-6011.3	360120	2		Radsensor L=1000	
		2.0 T	120		03.00								09.02												
		2.0 T	166		01.99								09.02												
2.3 T5	176		01.99	09.02																					
2.5	121		03.99	09.02																					
2.5	125		11.99	09.02																					
2.5 T	142		01.99	09.02																					

¹⁾ replaces pad with springs / sostituisce la guarnizione con molle / remplace la garniture avec ressorts / sustituye guarnición con resortes

²⁾ + 15"/16" wheel / + ruota 15"/16" / + roue 15"/16" / + rueda 15"/16"

³⁾ + 15" wheel / + ruota 15" / + roue 15" / + rueda 15"

⁴⁾ + 16" wheel / + ruota 16" / + roue 16" / + rueda 16"



VOLVO C70 Coupe (97-02)































	2.0	132		03.97	09.02	13.0460-4044.2 13.0470-4044.2	604044 LD4044			20755 15,1 20755 15,1	ATE ATE							
	2.0 T	120		03.00	09.02													
	2.0 T	166		03.97	09.02													
	2.3 T5	176		03.97	09.02													
	2.5	121		03.99	09.02													
	2.5	125		11.99	09.02													
	2.5 T	142		03.97	09.02													
	2.0	132		03.97	09.02	24.0110-0214.1	410214			295 9,6 8,4 +B								
	2.0 T	120		03.00	09.02													
	2.0 T	166		03.97	09.02													
	2.3 T5	176		03.97	09.02													
	2.5	121		03.99	09.02													
	2.5	125		11.99	09.02													
	2.5 T	142		03.97	09.02													
	2.0	132		03.97	12.98	24.0741-1105.1	360195	1			Radsensor L=1220/1840							
	2.0 T	166		03.97	12.98													
	2.3 T5	176		03.97	12.98													
	2.5 T	142		03.97	12.98													
	2.0	132		01.99	09.02													
	2.0 T	120		03.00	09.02	24.0711-5025.3	360234	1			Radsensor L=1215/1855							
	2.0 T	166		01.99	09.02													
	2.3 T5	176		01.99	09.02													
	2.5	121		03.99	09.02													
	2.5	125		11.99	09.02													
	2.5 T	142		01.99	09.02													
		2.0	132		03.97							09.02	03.0137-0260.2 03.0137-9176.2	650260 669176			178 x 25 Einbausatz	
		2.0 T	120		03.00							09.02						
		2.0 T	166		03.97							09.02						
		2.3 T5	176		03.97							09.02						
2.5		121		03.99	09.02													
2.5		125		11.99	09.02													
2.5 T		142		03.97	09.02													

VOLVO C70 I Cabrio (98-06)

	2.0	132		03.98	02.06	13.0460-7053.2 13.0470-7053.2	607053 LD7053			21273 19,5 +/-WE 21273 19,5 +/-WE	ATE ATE							
	2.0 T	120		03.00	02.06													
	2.4 T	147		07.02	02.06													
	2.5	125		06.98	02.06													
	2.5 T	142		03.98	02.06													
	2.0 T	166		03.98	02.06	13.0460-7053.2	607053			21273 19,5 +/-WE	ATE							
	2.3 T5	176		03.98	02.06													
	2.3 T5	180		07.02	02.06													
		2.0	132		03.98							02.06	24.0126-0102.1	426102			+ 15" Rad ¹⁾	280 26,0 23,0 V +B
		2.0 T	120		03.00							02.06						
2.0 T		166		03.98	02.06													
2.3 T5		176		03.98	02.06													
2.3 T5		180		07.02	02.06													
2.4 T		147		07.02	02.06													
2.5		125		06.98	02.06													
2.5 T		142		03.98	02.06													
		2.0	132		03.98	02.06	24.0126-0107.1 24.0326-0107.1	426107 526107			+ 16" Rad ²⁾ + 16" Rad ²⁾	302 26,0 23,0 V L +B 302 26,0 23,0 V L +B PD						
		2.0 T	120		03.00	02.06												
	2.0 T	166		03.98	02.06													
	2.3 T5	176		03.98	02.06													
	2.3 T5	180		07.02	02.06													
	2.4 T	147		07.02	02.06													
	2.5	125		06.98	02.06													
	2.5 T	142		03.98	02.06													
		2.0	132		03.98	12.98							24.0711-1146.1	360060	2			Radsensor
		2.0 T	166		03.98	12.98												
2.3 T5		176		03.98	12.98													
2.5		125		06.98	12.98													
2.5 T		142		03.98	12.98													
	2.0	132		01.99	02.06	24.0711-6011.3	360120	2			Radsensor L=1000							
	2.0 T	120		03.00	02.06													
	2.0 T	166		01.99	02.06													
	2.3 T5	176		01.99	02.06													
	2.3 T5	180		07.02	02.06													
	2.4 T	147		07.02	02.06													
	2.5	125		01.99	02.06													
	2.5 T	142		01.99	02.06													
		2.0	132		03.98							02.06	13.0460-4044.2 13.0470-4044.2	604044 LD4044			20755 15,1 20755 15,1	ATE ATE
		2.0 T	120		03.00							02.06						
2.0 T		166		03.98	02.06													
2.3 T5		176		03.98	02.06													
2.3 T5		180		07.02	02.06													
2.4 T		147		07.02	02.06													
2.5		125		06.98	02.06													
2.5 T	142		03.98	02.06														
	2.0	132		03.98	02.06	24.0110-0214.1	410214			295 9,6 8,4 +B								
	2.0 T	120		03.00	02.06													
	2.0 T	166		03.98	02.06													
	2.3 T5	176		03.98	02.06													
	2.3 T5	180		07.02	02.06													
	2.4 T	147		07.02	02.06													
	2.5	125		06.98	02.06													

¹⁾ + 15" wheel / + ruota 15" / + roue 15" / + rueda 15"

²⁾ + 16" wheel / + ruota 16" / + roue 16" / + rueda 16"

											
VOLVO C70 I Cabrio (98-06)											
	2.5 T	142		03.98	02.06		24.0110-0214.1	410214	295 9,6 8,4 +B		
	2.0	132		03.98	12.98		24.0741-1105.1	360195	1 	Radsensor L=1220/1840	
	2.0 T	166		03.98	12.98						
	2.3 T5	176		03.98	12.98						
	2.5	125		06.98	12.98						
	2.5 T	142		03.98	12.98						
	2.0	132		01.99	02.06		24.0711-5025.3	360234	1 	Radsensor L=1215/1855	
	2.0 T	120		03.00	02.06						
	2.0 T	166		01.99	02.06						
	2.3 T5	176		01.99	02.06						
	2.3 T5	180		07.02	02.06						
	2.4 T	147		07.02	02.06						
	2.5	125		01.99	02.06						
	2.5 T	142		01.99	02.06						
	2.0	132		03.98	02.06		03.0137-0260.2	650260		178 x 25	
	2.0 T	120		03.00	02.06		03.0137-9176.2	669176		Einbausatz	
	2.0 T	166		03.98	02.06						
	2.3 T5	176		03.98	02.06						
	2.3 T5	180		07.02	02.06						
	2.4 T	147		07.02	02.06						
	2.5	125		06.98	02.06						
	2.5 T	142		03.98	02.06						
VOLVO C70 II Cabrio (06-13)											
	2.0 D	100		06.08	07.13	- (GSA) 	13.0460-7193.2	607193	- 17" Rad ¹⁾	23723 18,1 +	ATE
	2.0 D3	110		10.10	07.13		13.0470-7193.2	LD7193	- 17" Rad ¹⁾	23723 18,1 +	ATE
	2.0 D4	130		10.10	07.13						
	2.4	103		03.06	07.13	- (GSA) 					
	2.4 D5	132		03.06	07.13	- (GSA) 					
	2.4 i	125		03.06	07.13	- (GSA) 					
	2.5 T5	162		03.06	07.13	- (GSA) 					
	2.5 T5	169		03.07	07.13	- (GSA) 					
	2.0 D3	110		10.10	07.13		13.0460-7204.2	607204	+ 17" Rad ²⁾	23912 18,8 +	ATE
	2.0 D4	130		10.10	07.13		13.0470-7204.2	LD7204	+ 17" Rad ²⁾	23912 18,8 +	ATE
	2.5 T5	162		03.06	07.13						
	2.5 T5	169		03.07	07.13						
	2.0 D3	110		10.10	07.13		24.0125-0117.1	425117	+ 15" Rad ³⁾	278 25,0 23,0 V L +B	
	2.0 D4	130		10.10	07.13		24.0325-0117.1	525117	+ 15" Rad ³⁾	278 25,0 23,0 V L +B PD	
	2.4	103		03.06	07.13		24.0125-0162.1	425162	+ 16" Rad ⁴⁾	300 25,0 23,0 V L +B	
	2.4 D5	132		03.06	07.13		24.0325-0162.1	525162	+ 16" Rad ⁴⁾	300 25,0 23,0 V L +B PD	
	2.4 i	125		03.06	07.13						
	2.5 T5	162		03.06	07.13						
	2.5 T5	169		03.07	07.13						
	2.5 T5	162		03.06	07.13		24.0125-0197.1	425197	+ 17" Rad ²⁾	320 25,0 23,0 V L +B	
	2.5 T5	169		03.07	07.13						
	2.0 D3	110		10.10	07.13		24.0125-0197.1	425197	+ 17" Rad ²⁾	320 25,0 23,0 V L +B	
	2.0 D4	130		10.10	07.13						
	2.0 D	100		06.08	07.13		24.0711-5123.3	360065	2 	Radsensor	
	2.0 D3	110	107408	10.10	07.13						
	2.0 D4	130	107408	10.10	07.13						
	2.4	103		03.06	07.13						
	2.4 D5	132		03.06	07.13						
	2.4 i	125		03.06	07.13						
	2.5 T5	162		03.06	07.13						
	2.5 T5	169		03.07	07.13						
	2.0 D3	110	107409	07.13	07.13		24.0711-5198.3	360239	2 	Radsensor	
	2.0 D4	130	107409	07.13	07.13						
	2.0 D	100		06.08	07.13		13.0460-7195.2	607195	ersetzt Belag mit Federn ⁵⁾	23482 16,6 +	ATE
	2.0 D3	110		10.10	07.13		13.0470-7195.2	LD7195	ersetzt Belag mit Federn ⁵⁾	23482 16,6 +	ATE
	2.0 D4	130		10.10	07.13						
	2.4	103		03.06	07.13						
	2.4 D5	132		03.06	07.13						
	2.4 i	125		03.06	07.13						
	2.5 T5	162		03.06	07.13						
	2.5 T5	169		03.07	07.13						
	2.0 D	100		06.08	07.13		24.0111-0158.1	411158		280 11,0 9,0 +B	
	2.0 D3	110		10.10	07.13		24.0311-0158.1	511158		280 11,0 9,0 +B PD	
	2.0 D4	130		10.10	07.13						
	2.4	103		03.06	07.13						
	2.4 D5	132		03.06	07.13						
	2.4 i	125		03.06	07.13						
	2.5 T5	162		03.06	07.13						
	2.5 T5	169		03.07	07.13						
	2.0 D	100		06.08	07.13		24.0711-6220.3	360256	2 	Radsensor	
	2.4	103		03.06	07.13						
	2.4 D5	132		03.06	07.13						
	2.4 i	125		03.06	07.13						
	2.5 T5	162		03.06	07.13						
	2.5 T5	169		03.07	07.13						
	2.0 D3	110		10.10	07.13		24.0711-6221.3	360258	2 	Radsensor	
	2.0 D4	130		10.10	07.13						

¹⁾ - 17" wheel / - ruota 17" / - roue 17" / - rueda 17"

²⁾ + 17" wheel / + ruota 17" / + roue 17" / + rueda 17"

³⁾ + 15" wheel / + ruota 15" / + roue 15" / + rueda 15"

⁴⁾ + 16" wheel / + ruota 16" / + roue 16" / + rueda 16"

⁵⁾ replaces pad with springs / sostituisce la guarnizione con molle / remplace la garniture avec ressorts / sustituye guarnición con resortes









VOLVO S40 I (95-03)															
	1.6	77		09.95	08.97	13.0460-2830.2	602830			21920 14,6 /WK/Zub/S LUC					
	1.8 (1731)	85		07.95	08.97										
	1.9 T4	147		05.97	08.97										
	1.9 TD	66		07.95	08.97										
	2.0	100		07.95	08.97										
	2.0	103		07.95	08.97										
	1.6	77		09.97	08.99						13.0460-2853.2	602853			21983 17,2 /WK/Zub/S LUC
	1.6	80		03.99	12.03										
	1.8 (1731)	85		09.97	08.99										
	1.8 (1783)	90		03.99	12.03										
1.8 i (1834)	90		06.01	12.03											
1.8 i (1834)	92		03.98	12.03											
1.9 DI	70		03.99	07.00											
1.9 DI	75		07.00	12.03											
1.9 DI	85		07.00	12.03											
1.9 T4	147		09.97	07.00											
1.9 TD	66		09.97	08.99											
2.0	100		09.97	12.03											
2.0	103		09.97	08.99											
2.0 T	118		10.97	07.00											
2.0 T	120		06.01	12.03											
2.0 T	121		07.00	06.01											
2.0 T4	147		07.00	12.03											
	1.6	77		09.95	08.97	24.0124-0136.1	424136			256 24,0 21,5 V +B					
	1.8 (1731)	85		07.95	08.97										
	1.9 T4	147		05.97	08.97										
	1.9 TD	66		07.95	08.97										
	2.0	100		07.95	08.97										
	2.0	103		07.95	08.97										
	1.6	77		09.97	08.99						24.0124-0159.1	424159			281 23,9 21,5 V +B
	1.6	80		03.99	12.03										
	1.8 (1731)	85		09.97	08.99										
	1.8 (1783)	90		03.99	12.03										
1.8 i (1834)	90		06.01	12.03											
1.8 i (1834)	92		03.98	12.03											
1.9 DI	70		03.99	07.00											
1.9 DI	75		07.00	12.03											
1.9 DI	85		07.00	12.03											
1.9 T4	147		09.97	07.00											
1.9 TD	66		09.97	08.99											
2.0	100		09.97	12.03											
2.0	103		09.97	08.99											
2.0 T	118		10.97	07.00											
2.0 T	120		06.01	12.03											
2.0 T	121		07.00	06.01											
2.0 T4	147		07.00	12.03											
	1.6	77		09.95	08.99	13.0460-2831.2	602831			21861 15,2 /WK/S LUC					
	1.6	80		03.99	12.03										
	1.8 (1731)	85		07.95	08.99										
	1.8 (1783)	90		03.99	12.03										
	1.8 i (1834)	90		06.01	12.03										
	1.8 i (1834)	92		03.98	12.03										
	1.9 DI	70		03.99	07.00										
	1.9 DI	75		07.00	12.03										
	1.9 DI	85		07.00	12.03										
	1.9 T4	147		05.97	07.00										
1.9 TD	66		07.95	08.99											
2.0	100		07.95	12.03											
2.0	103		07.95	08.99											
2.0 T	118		10.97	07.00											
2.0 T	120		06.01	12.03											
2.0 T	121		07.00	06.01											
2.0 T4	147		07.00	12.03											
	1.6	77		09.95	08.99	24.0110-0229.1	410229			260 10,0 8,4 +B					
	1.6	80		03.99	12.03										
	1.8 (1731)	85		07.95	08.99										
	1.8 (1783)	90		03.99	12.03										
	1.8 i (1834)	90		06.01	12.03										
	1.8 i (1834)	92		03.98	12.03										
	1.9 DI	70		03.99	07.00										
	1.9 DI	75		07.00	12.03										
	1.9 DI	85		07.00	12.03										
	1.9 T4	147		05.97	07.00										
1.9 TD	66		07.95	08.99											
2.0	100		07.95	12.03											
2.0	103		07.95	08.99											
2.0 T	118		10.97	07.00											
2.0 T	120		06.01	12.03											
2.0 T	121		07.00	06.01											
2.0 T4	147		07.00	12.03											

VOLVO S40 II (04-12)														
	1.6 D	80		04.07	05.12	13.0460-7193.2	607193			23723 18,1 + ATE				
	1.6 D	81		01.05	05.12						13.0470-7193.2	LD7193	- 17" Rad ¹⁾	23723 18,1 + ATE
	1.6 D2	84		10.10	05.12						13.0460-7204.2	607204	+ 17" Rad ²⁾	23912 18,8 + ATE
	1.6 i	74		01.05	05.12						13.0470-7204.2	LD7204	+ 17" Rad ²⁾	23912 18,8 + ATE
	1.8	92		04.04	05.12									

1) - 17" wheel / - ruota 17" / - roue 17" / - rueda 17"
2) + 17" wheel / + ruota 17" / + roue 17" / + rueda 17"



VOLVO S40 II (04-12)											
	1.8 FlexiFuel	92		04.07	05.12	- (USA) J	13.0460-7193.2	607193	- 17" Rad ¹⁾	23723 18,1 +	ATE
	2.0 D	100		01.04	05.12	- (USA) J	13.0470-7193.2	LD7193	- 17" Rad ¹⁾	23723 18,1 +	ATE
	2.0 D3	110		10.10	05.12	- (USA) J	13.0460-7204.2	607204	+ 17" Rad ²⁾	23912 18,8 +	ATE
	2.0 D4	96		07.05	05.12	- (USA) J	13.0470-7204.2	LD7204	+ 17" Rad ²⁾	23912 18,8 +	ATE
	2.0 D4	130		10.10	05.12	- (USA) J					
	2.0 FlexiFuel	107		10.06	05.12	- (USA) J					
	2.0 i	107		10.06	05.12	- (USA) J					
	2.4	103		01.04	05.12	- (USA) J					
	2.4	125		01.04	05.12	- (USA) J					
	2.4 4X4	125		08.06	05.12	- (USA) J					
	2.4 D5	132		03.06	05.12	- (USA) J					
	2.5 T5	162		01.04	05.12	- (USA) J					
	2.5 T5	169		03.07	05.12	- (USA) J					
	2.5 T5 AWD	162		04.04	05.12	- (USA) J					
	2.5 T5 AWD	169		03.07	05.12	- (USA) J					
	1.6 D	80		04.07	05.12		24.0125-0117.1	425117	+ 15" Rad ³⁾	278 25,0 23,0 V L +B	
	1.6 D	81		01.05	05.12		24.0325-0117.1	525117	+ 15" Rad ³⁾	278 25,0 23,0 V L +B PD	
	1.6 i	74		01.05	05.12		24.0125-0162.1	425162	+ 16" Rad ⁴⁾	300 25,0 23,0 V L +B	
	1.8	92		04.04	05.12		24.0325-0162.1	525162	+ 16" Rad ⁴⁾	300 25,0 23,0 V L +B PD	
	1.8 FlexiFuel	92		04.07	05.12		24.0125-0197.1	425197	+ 17" Rad ²⁾	320 25,0 23,0 V L +B	
	2.0 D	100		01.04	05.12						
	2.0 D4	96		07.05	05.12						
	2.0 FlexiFuel	107		10.06	05.12						
	2.0 i	107		10.06	05.12						
	2.4	103		01.04	05.12						
	2.4	125		01.04	05.12						
	2.4 4X4	125		08.06	05.12						
	2.4 D5	132		03.06	05.12						
	2.5 T5	162		01.04	05.12						
	2.5 T5	169		03.07	05.12						
	2.5 T5 AWD	162		04.04	05.12						
	2.5 T5 AWD	169		03.07	05.12						
	1.6 D2	84		10.10	05.12		24.0125-0117.1	425117	+ 15" Rad ³⁾	278 25,0 23,0 V L +B	
	2.0 D3	110		10.10	05.12		24.0325-0117.1	525117	+ 15" Rad ³⁾	278 25,0 23,0 V L +B PD	
	2.0 D4	130		10.10	05.12		24.0125-0162.1	425162	+ 16" Rad ⁴⁾	300 25,0 23,0 V L +B	
							24.0325-0162.1	525162	+ 16" Rad ⁴⁾	300 25,0 23,0 V L +B PD	
	1.6 D2	84	361422	10.10			24.0125-0197.1	425197	+ 17" Rad ²⁾	320 25,0 23,0 V L +B	
	2.0 D3	110	361422	10.10							
	2.0 D4	130	361422	10.10							
	1.6 D2	84	361423		05.12		24.0125-0197.1	425197	+ 17" Rad ²⁾	320 25,0 23,0 V L +B	
	2.0 D3	110	361423		05.12						
	2.0 D4	130	361423		05.12						
	1.6 D	80		04.07	05.12		24.0711-5123.3	360065	2 	Radsensor	
	1.6 D	81		01.05	05.12						
	1.6 D2	84	501142	10.10							
	1.6 i	74		01.05	05.12						
	1.8	92		04.04	05.12						
	1.8 FlexiFuel	92		04.07	05.12						
	2.0 D	100		01.04	05.12						
	2.0 D3	110	501142	10.10							
	2.0 D4	96		07.05	05.12						
	2.0 D4	130	501142	10.10							
	2.0 FlexiFuel	107		10.06	05.12						
	2.0 i	107		10.06	05.12						
	2.4	103		01.04	05.12						
	2.4	125		01.04	05.12						
	2.4 4X4	125		08.06	05.12						
	2.4 D5	132		03.06	05.12						
	2.5 T5	162		01.04	05.12						
	2.5 T5	169		03.07	05.12						
	2.5 T5 AWD	162		04.04	05.12						
	2.5 T5 AWD	169		03.07	05.12						
	1.6 D2	84	501143		05.12		24.0711-5198.3	360239	2 	Radsensor	
	2.0 D3	110	501143		05.12						
	2.0 D4	130	501143		05.12						
	1.6 D	80		04.07	05.12		13.0460-7195.2	607195	ersetzt Belag mit Federn ⁵⁾	23482 16,6 +	ATE
	1.6 D	81		01.05	05.12		13.0470-7195.2	LD7195	ersetzt Belag mit Federn ⁵⁾	23482 16,6 +	ATE
	1.6 D2	84		10.10	05.12						
	1.6 i	74		01.05	05.12						
	1.8	92		04.04	05.12						
	1.8 FlexiFuel	92		04.07	05.12						
	2.0 D	100		01.04	05.12						
	2.0 D3	110		10.10	05.12						
	2.0 D4	96		07.05	05.12						
	2.0 D4	130		10.10	05.12						
	2.0 FlexiFuel	107		10.06	05.12						
	2.0 i	107		10.06	05.12						
	2.4	103		01.04	05.12						
	2.4	125		01.04	05.12						
	2.4 4X4	125		08.06	05.12						
	2.4 D5	132		03.06	05.12						
	2.5 T5	162		01.04	05.12						
	2.5 T5	169		03.07	05.12						
	2.5 T5 AWD	162		04.04	05.12						
	2.5 T5 AWD	169		03.07	05.12						

¹⁾ - 17" wheel / - ruota 17" / - roue 17" / - rueda 17"

²⁾ + 17" wheel / + ruota 17" / + roue 17" / + rueda 17"

³⁾ + 15" wheel / + ruota 15" / + roue 15" / + rueda 15"

⁴⁾ + 16" wheel / + ruota 16" / + roue 16" / + rueda 16"

⁵⁾ replaces pad with springs / sostituisce la guarnizione con molle / remplace la garniture avec ressorts / sustituye guarnición con resortes




















VOLVO S40 II (04-12)

	1.6 D	80	04.07	05.12	24.0111-0158.1	411158			280 11,0 9,0 +B 280 11,0 9,0 +B PD
	1.6 D	81	01.05	05.12					
	1.6 D2	84	10.10	05.12					
	1.6 i	74	01.05	05.12					
	1.8	92	04.04	05.12					
	1.8 FlexiFuel	92	04.07	05.12					
	2.0 D	100	01.04	05.12					
	2.0 D3	110	10.10	05.12					
	2.0 D4	96	07.05	05.12					
	2.0 D4	130	10.10	05.12					
	2.0 FlexiFuel	107	10.06	05.12					
	2.0 i	107	10.06	05.12					
	2.4	103	01.04	05.12					
	2.4	125	01.04	05.12					
	2.4 4X4	125	08.06	05.12					
	2.4 D5	132	03.06	05.12					
2.5 T5	162	01.04	05.12						
2.5 T5	169	03.07	05.12						
2.5 T5 AWD	162	04.04	05.12						
2.5 T5 AWD	169	03.07	05.12						
	1.6 D	80	04.07	05.12	24.0711-6220.3	360256	2	☐	Radsensor
	1.6 D	81	01.05	05.12					
	1.6 i	74	01.05	05.12					
	1.8	92	04.04	05.12					
	1.8 FlexiFuel	92	04.07	05.12					
	2.0 D	100	01.04	05.12					
	2.0 D4	96	07.05	05.12					
	2.0 FlexiFuel	107	10.06	05.12					
	2.0 i	107	10.06	05.12					
	2.4	103	01.04	05.12					
	2.4	125	01.04	05.12					
	2.4 D5	132	03.06	05.12					
	2.5 T5	162	01.04	05.12					
	2.4 4X4	125	08.06	05.12					
	2.5 T5 AWD	162	04.04	05.12					
	2.5 T5 AWD	169	03.07	05.12					
1.6 D2	84	10.10	05.12	24.0711-6221.3	360258	2	☐	Radsensor	
2.0 D3	110	10.10	05.12						
2.0 D4	130	10.10	05.12						

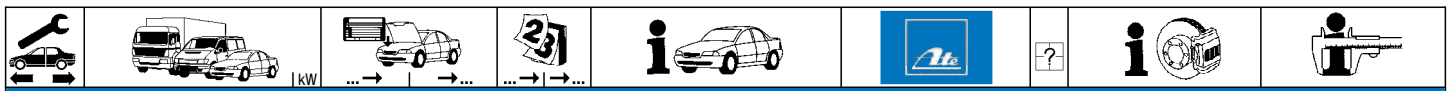
VOLVO S60 I (00-09)

	2.0 T	132	09.01	01.09	13.0460-7145.2	607145	- 17" Rad ¹⁾	23073 18,8 +	ATE				
	2.3 T5	184	08.00	04.04									
	2.3 T5	195	07.00	09.02									
	2.4	103	11.00	01.09									
	2.4	125	11.00	01.09									
	2.4 Bi-Fuel	103	06.02	01.09									
	2.4 D	93	09.05	01.09									
	2.4 D	96	12.01	01.09									
	2.4 D5	120	07.01	01.09									
	2.4 D5	136	09.05	01.09									
	2.4 T	147	11.00	01.09									
	2.4 T AWD	147	11.01	01.09									
	2.4 T5	191	04.04	01.09									
	2.5 T	154	02.04	01.09									
	2.5 T AWD	154	04.04	01.09									
	R 2.5 T	220	04.04	05.07						13.0460-4804.2	604804		23092 15,6
R 2.5 T AWD	221	03.03	01.09										
	2.0 T	132	09.01	01.09	24.0126-0122.1	426122	+ 15" Rad ³⁾	286 26,0 23,0 V +B					
	2.3 T5	184	08.00	04.04									
	2.3 T5	195	07.00	09.02									
	2.4	103	11.00	01.09									
	2.4	125	11.00	01.09									
	2.4 Bi-Fuel	103	06.02	01.09									
	2.4 D	93	09.05	01.09									
	2.4 D	96	12.01	01.09									
	2.4 D5	120	07.01	01.09									
	2.4 D5	136	09.05	01.09									
	2.4 T	147	11.00	01.09									
	2.4 T AWD	147	11.01	01.09									
	2.4 T5	191	04.04	01.09									
	2.5 T	154	02.04	01.09									
	2.5 T AWD	154	04.04	01.09									
		2.0 T	132	09.01						01.09	24.0711-6214.3	360230	☐
2.3 T5		184	08.00	04.04									
2.3 T5		195	07.00	09.02									
2.4		103	11.00	01.09									
2.4		125	11.00	01.09									
2.4 Bi-Fuel		103	06.02	01.09									
2.4 D		93	09.05	01.09									
2.4 D		96	12.01	01.09									
2.4 D5		120	07.01	01.09									
2.4 D5		136	09.05	01.09									
2.4 T		147	11.00	01.09									
2.4 T AWD		147	11.01	01.09									
2.4 T5		191	04.04	01.09									
2.5 T		154	02.04	01.09									
					24.0711-6211.3	360233	☐	Radsensor L=1085					

1) - 17" wheel / - ruota 17" / - roue 17" / - rueda 17"
 2) + 17" wheel / + ruota 17" / + roue 17" / + rueda 17"
 3) + 15" wheel / + ruota 15" / + roue 15" / + rueda 15"
 4) + 16" wheel / + ruota 16" / + roue 16" / + rueda 16"

										
VOLVO S60 I (00-09)										
	2.5 T AWD R 2.5 T R 2.5 T AWD	154 220 221		04.04 04.04 03.03	01.09 05.07 01.09		24.0711-6214.3 24.0711-6211.3	360230 360233	 	Radsensor L=965 Radsensor L=1085
	2.0 T 2.3 T5 2.3 T5 2.4 2.4 2.4 Bi-Fuel 2.4 D 2.4 D 2.4 D5 2.4 D5 2.4 T 2.4 T AWD 2.4 T5 2.5 T 2.5 T AWD R 2.5 T R 2.5 T AWD	132 184 195 103 125 103 93 96 120 136 147 147 191 154 154 220 221		09.01 08.00 07.00 11.00 11.00 06.02 09.05 12.01 07.01 09.05 11.00 11.01 04.04 02.04 04.04 04.04 03.03	01.09 04.04 09.02 01.09 01.09 01.09 01.09 01.09 01.09 01.09 01.09 01.09 01.09 01.09 01.09 05.07 01.09		13.0460-7135.2 13.0470-7135.2	607135 LD7135		23076 17,5 + 23076 17,5 + ATE ATE
	2.0 T 2.3 T5 2.3 T5 2.4 2.4 2.4 Bi-Fuel 2.4 D 2.4 D 2.4 D5 2.4 D5 2.4 T 2.4 T AWD 2.4 T5 2.5 T 2.5 T AWD	132 184 195 103 125 103 93 96 120 136 147 147 191 154 154		09.01 08.00 07.00 11.00 11.00 06.02 09.05 12.01 07.01 09.05 11.00 11.01 04.04 02.04 04.04	01.09 04.04 09.02 01.09 01.09 01.09 01.09 01.09 01.09 01.09 01.09 01.09 01.09 01.09		24.0112-0151.1 24.0312-0151.1	412151 512151		288 11,9 10,0 +B 288 11,9 10,0 +B PD
	2.0 T 2.3 T5 2.3 T5 2.4 2.4 2.4 Bi-Fuel 2.4 D 2.4 D 2.4 D5 2.4 D5 2.4 T 2.4 T AWD 2.4 T5 2.5 T 2.5 T AWD R 2.5 T R 2.5 T AWD	132 184 195 103 125 103 93 96 120 136 147 147 191 154 154 220 221		09.01 08.00 07.00 11.00 11.00 06.02 09.05 12.01 07.01 09.05 11.00 11.01 04.04 02.04 04.04 04.04 03.03	01.09 04.04 09.02 01.09 01.09 01.09 01.09 01.09 01.09 01.09 01.09 01.09 01.09 01.09 01.09 05.07 01.09		24.0711-6212.3 24.0711-6213.3	360249 360250	 	Radsensor L=1255 Radsensor L=1255
	2.0 T 2.3 T5 2.3 T5 2.4 2.4 2.4 Bi-Fuel 2.4 D 2.4 D 2.4 D5 2.4 D5 2.4 T 2.4 T AWD 2.4 T5 2.5 T 2.5 T AWD R 2.5 T R 2.5 T AWD	132 184 195 103 125 103 93 96 120 136 147 147 191 154 154 220 221		09.01 08.00 07.00 11.00 11.00 06.02 09.05 12.01 07.01 09.05 11.00 11.01 04.04 02.04 04.04 04.04 03.03	01.09 04.04 09.02 01.09 01.09 01.09 01.09 01.09 01.09 01.09 01.09 01.09 01.09 01.09 01.09 05.07 01.09		03.0137-0450.2 03.0137-9283.2	650450 669283		178 x 25 Einbausatz
VOLVO S60 II (10-)										
	1.6 D DRIVE 2.0 T D2 D3 D3 D4 D5 D5 D5 AWD D5 AWD T3 T4 T4F T5 T6 AWD	84 149 84 100 120 120 151 158 151 158 110 132 132 176 224		01.11 04.10 04.13 05.12 04.10 05.12 04.10 06.11 04.10 06.11 04.10 04.10 04.11 04.10 04.10			13.0460-7228.2 13.0470-7228.2	607228 LD7228	+ 16" Rad ¹⁾ + 16" Rad ¹⁾	24123 20,3 + 24123 20,3 + ATE ATE
				04.10			13.0460-7228.2	607228	+ 16" Rad ¹⁾	24123 20,3 + ATE

¹⁾ + 16" wheel / + ruota 16" / + roue 16" / + rueda 16"



VOLVO S60 II (10-)

	1.6 D Drive	84		01.11		13.0460-7243.2	607243	+ 17" Rad ¹⁾	24142 20,6 +	ATE
	2.0 T	149		04.10		13.0470-7243.2	LD7243	+ 17" Rad ¹⁾	24142 20,6 +	ATE
	D2	84		04.13						
	D3	100		05.12						
	D3	120		04.10						
	D4	120		05.12						
	D5	151		04.10						
	D5	158		06.11						
	D5 AWD	151		04.10						
	D5 AWD	158		06.11						
	T3	110		04.10						
	T4	132		04.10						
	T4F	132		04.11						
T5	176		04.10							
T6 AWD	224		04.10							
	1.6 D Drive	84	103486	01.11		24.0128-0154.1	428154	+ 16" Rad ²⁾	300 28,0 26,0 V L +S +B	
	2.0 T	149	103486	04.10						
	D2	84	103486	04.13						
	D3	100	103486	05.12						
	D3	120	103486	04.10						
	D4	120	103486	05.12						
	D5	151	103486	04.10						
	D5	158	103486	06.11						
	D5 AWD	151	103486	04.10						
	D5 AWD	158	103486	06.11						
	T3	110	103486	04.10						
	T4	132	103486	04.10						
	T4F	132	103486	04.11						
T5	176	103486	04.10							
T6 AWD	224	103486	04.10							
	1.6 D Drive	84		01.11		24.0128-0162.1	428162	+ 17" Rad ¹⁾	316 28,0 26,0 V L +S +B	
	2.0 T	149		04.10						
	D2	84		04.13						
	D3	100		05.12						
	D3	120		04.10						
	D4	120		05.12						
	D5	151		04.10						
	D5	158		06.11						
	D5 AWD	151		04.10						
	D5 AWD	158		06.11						
	T3	110		04.10						
	T4	132		04.10						
	T4F	132		04.11						
T5	176		04.10							
T6 AWD	224		04.10							
	1.6 D Drive	84		01.11		24.0711-5198.3	360239		Radsensor	
	2.0 T	149		04.10		24.0711-5241.3	360319		Radsensor	
	D2	84		04.13						
	D3	100		05.12						
	D3	120		04.10						
	D4	120		05.12						
	D5	151		04.10						
	D5	158		06.11						
	D5 AWD	151		04.10						
	D5 AWD	158		06.11						
	T3	110		04.10						
	T4	132		04.10						
	T4F	132		04.11						
T5	176		04.10							
T6 AWD	224		04.10							
	1.6 D Drive	84		01.11	- (CDM) (USA)	13.0460-2722.2	602722	- belüftete Scheiben ³⁾	24496 17,3 /Zub/S	LUC
	2.0 T	149		04.10	- (CDM) (USA)	13.0470-2722.2	LD2722	- belüftete Scheiben ³⁾	24496 17,3 /Zub/S	LUC
	D2	84		04.13						
	D3	120		04.10						
	D4	120		05.12	- (CDM) (USA)					
	D5	151		04.10						
	D5	158		06.11	- (CDM) (USA)					
	D5 AWD	151		04.10	- (CDM) (USA)					
	D5 AWD	158		06.11	- (CDM) (USA)					
	T3	110		04.10	- (CDM) (USA)					
	T4	132		04.10	- (CDM) (USA)					
	T4F	132		04.11	- (CDM) (USA)					
	T5	176		04.10	- (CDM) (USA)					
T6 AWD	224		04.10	- (CDM) (USA)						
	1.6 D Drive	84		01.11		13.0460-2736.2	602736	+ belüftete Scheiben ⁴⁾	24496 17,3 /Zub/S	LUC
	2.0 T	149		04.10						
	D2	84		04.13						
	D3	120		04.10						
	D4	120		05.12						
	D5	151		04.10						
	D5	158		06.11						
	D5 AWD	151		04.10						
	D5 AWD	158		06.11						
	T3	110		04.10						
	T4	132		04.10						
	T4F	132		04.11						
	T5	176		04.10						

1) + 17" wheel / + ruota 17" / + roue 17" / + rueda 17"
 2) + 16" wheel / + ruota 16" / + roue 16" / + rueda 16"
 3) - ventilated discs / - dischi ventilati / - disques ventilés / - disco ventilado
 4) + ventilated discs / + dischi ventilati / + disques ventilés / + disco ventilado





VOLVO S60 II (10-)

	T6 AWD	224		04.10		13.0460-2736.2	602736		+ belüftete Scheiben ¹⁾	24496 17,3 /Zub/S	LUC
	1.6 D Drive	84		01.11		24.0111-0147.1	411147		- belüftete Scheiben ²⁾	302 11,0 9,0 +B	
	2.0 T	149		04.10							
	D2	84		04.13							
	D3	120		04.10							
	D4	120		05.12							
	D5	151		04.10							
	D5	158		06.11							
	D5 AWD	151		04.10							
	D5 AWD	158		06.11							
	T3	110		04.10							
	T4	132		04.10							
	T4F	132		04.11							
	T5	176		04.10							
	T6 AWD	224		04.10							
	1.6 D Drive	84		01.11		24.0122-0259.1	422259		+ belüftete Scheiben ¹⁾	302 22,0 20,0 V L +B	
	2.0 T	149		04.10							
	D2	84		04.13							
	D3	120		04.10							
	D4	120		05.12							
	D5	151		04.10							
	D5	158		06.11							
	D5 AWD	151		04.10							
	D5 AWD	158		06.11							
	T3	110		04.10							
	T4	132		04.10							
	T4F	132		04.11							
	T5	176		04.10							
	T6 AWD	224		04.10							
	1.6 D Drive	84		01.11		24.0711-6221.3	360258	2		Radsensor	
	2.0 T	149		04.10							
	D2	84		04.13							
	D3	100		05.12							
	D3	120		04.10							
	D4	120		05.12							
	D5	151		04.10							
	D5	158		06.11							
	T3	110		04.10							
	T4	132		04.10							
	T4F	132		04.11							
	T5	176		04.10							
	D5 AWD	151		04.10		24.0711-6196.3	360248	2		Radsensor	
	D5 AWD	158		06.11							
	T6 AWD	224		04.10							

VOLVO S70 (97-00)

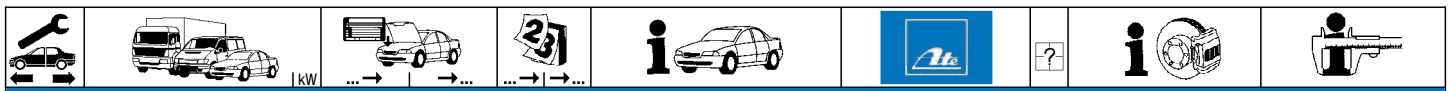
	2.0	93		01.97	11.00	13.0460-7053.2	607053			21273 19,5 +/WE	ATE
	2.0	105		01.97	11.00	13.0470-7053.2	LD7053			21273 19,5 +/WE	ATE
	2.0 20V	120		01.97	11.00						
	2.0 20V	132		01.97	11.00						
	2.0 T	155		01.97	11.00						
	2.0 T	166		01.97	11.00						
	2.3	195		04.99	09.00						
	2.4	103		08.99	11.00						
	2.4	125		01.97	11.00						
	2.4 AWD			10.98	05.99						
	2.4 AWD	103		04.99	09.00						
	2.4 AWD	106		11.96	05.99						
	2.4 AWD	142		11.96	09.00						
	2.4 Blu-Fuel	103		07.97	09.00						
	2.4 T	142		01.97	11.00						
	2.5	106		01.97	11.00						
	2.5	121		06.98	11.00						
	2.5 Bifuel	103		07.99	11.00						
	2.5 Bifuel	106		10.98	11.00						
	2.5 TDI	103		01.97	11.00						
	2.5 TDi AWD	103		10.99	09.00						
	2.3 T	184		01.97	11.00	13.0460-7053.2	607053			21273 19,5 +/WE	ATE
	2.3 T5	176		01.97	11.00						
	2.0	93		01.97	11.00	24.0126-0102.1	426102		+ 15" Rad ³⁾	280 26,0 23,0 V +B	
	2.0	105		01.97	11.00						
	2.0 20V	120		01.97	11.00						
	2.0 20V	132		01.97	11.00						
	2.0 T	155		01.97	11.00						
	2.0 T	166		01.97	11.00						
	2.3	195		04.99	09.00						
	2.3 T	184		01.97	11.00						
	2.3 T5	176		01.97	11.00						
	2.4	103		08.99	11.00						
	2.4	125		01.97	11.00						
	2.4 AWD			10.98	05.99						
	2.4 AWD	103		04.99	09.00						
	2.4 AWD	106		11.96	05.99						
	2.4 AWD	142		11.96	09.00						
	2.4 Blu-Fuel	103		07.97	09.00						

¹⁾ + ventilated discs / + dischi ventilati / + disques ventilés / + disco ventilado

²⁾ - ventilated discs / - dischi ventilati / - disques ventilés / - disco ventilado

³⁾ + 15" wheel / + ruota 15" / + roue 15" / + rueda 15"











VOLVO S70 (97-00)

	2.4 T	142		01.97	11.00	24.0126-0102.1	426102	+ 15" Rad ¹⁾	280 26,0 23,0 V +B	
	2.5	106		01.97	11.00					
	2.5	121		06.98	11.00					
	2.5 Bifuel	103		07.99	11.00					
	2.5 Bifuel	106		10.98	11.00					
	2.5 TDI	103		01.97	11.00					
	2.5 TDi AWD	103		10.99	09.00					
	2.0	93		01.97	11.00	24.0126-0107.1	426107	+ 16" Rad ²⁾	302 26,0 23,0 V L +B	
	2.0	105		01.97	11.00	24.0326-0107.1	526107	+ 16" Rad ²⁾	302 26,0 23,0 V L +B PD	
	2.0 20V	120		01.97	11.00					
	2.0 20V	132		01.97	11.00					
	2.0 T	155		01.97	11.00					
	2.0 T	166		01.97	11.00					
	2.3	195		04.99	09.00					
	2.3 T	184		01.97	11.00					
	2.3 T5	176		01.97	11.00					
	2.4	103		08.99	11.00					
	2.4	125		01.97	11.00					
	2.4 AWD			10.98	05.99					
	2.4 AWD	103		04.99	09.00					
2.4 AWD	106		11.96	05.99						
2.4 AWD	142		11.96	09.00						
2.4 Blu-Fuel	103		07.97	09.00						
2.4 T	142		01.97	11.00						
2.5	106		01.97	11.00						
2.5	121		06.98	11.00						
2.5 Bifuel	103		07.99	11.00						
2.5 Bifuel	106		10.98	11.00						
2.5 TDI	103		01.97	11.00						
2.5 TDi AWD	103		10.99	09.00						
	2.0	93		01.97	12.98	24.0711-1146.1	360060	2	Radsensor	
	2.0	105		01.97	12.98					
	2.0 20V	120		01.97	12.98					
	2.0 20V	132		01.97	12.98					
	2.0 T	155		01.97	12.98					
	2.0 T	166		01.97	12.98					
	2.3 T	184		01.97	12.98					
	2.3 T5	176		01.97	12.98					
	2.4	125		01.97	12.98					
	2.4 AWD			10.98	12.98					
	2.4 AWD	106		11.96	12.98					
	2.4 AWD	142		11.96	12.98					
	2.4 Blu-Fuel	103		07.97	12.98					
	2.4 T	142		01.97	12.98					
	2.5	106		01.97	12.98					
	2.5	121		06.98	12.98					
	2.5 Bifuel	106		10.98	12.98					
	2.5 TDI	103		01.97	12.98					
		2.0	93		01.99	11.00	24.0711-6011.3	360120	2	Radsensor L=1000
		2.0	105		01.99	11.00				
2.0 20V		120		01.99	11.00					
2.0 20V		132		01.99	11.00					
2.0 T		155		01.99	11.00					
2.0 T		166		01.99	11.00					
2.3		195		04.99	09.00					
2.3 T		184		01.99	11.00					
2.3 T5		176		01.99	11.00					
2.4		103		08.99	11.00					
2.4		125		01.99	11.00					
2.4 AWD				01.99	05.99					
2.4 AWD		103		04.99	09.00					
2.4 AWD		106		01.99	05.99					
2.4 AWD		142		01.99	09.00					
2.4 Blu-Fuel		103		01.99	09.00					
2.4 T		142		01.99	11.00					
2.5		106		01.99	11.00					
2.5		121		01.99	11.00					
2.5 Bifuel		103		07.99	11.00					
2.5 Bifuel	106		01.99	11.00						
2.5 TDI	103		01.99	11.00						
2.5 TDi AWD	103		10.99	09.00						
	2.0	93		01.97	11.00	13.0460-4044.2	604044		20755 15,1	ATE
	2.0	105		01.97	11.00	13.0470-4044.2	LD4044		20755 15,1	ATE
	2.0 20V	120		01.97	11.00					
	2.0 20V	132		01.97	11.00					
	2.0 T	155		01.97	11.00					
	2.0 T	166		01.97	11.00					
	2.3	195		04.99	09.00					
	2.3 T	184		01.97	11.00					
	2.3 T5	176		01.97	11.00					
	2.4	103		08.99	11.00					
	2.4	125		01.97	11.00					
	2.4 AWD			10.98	05.99					
	2.4 AWD	103		04.99	09.00					
	2.4 AWD	106		11.96	05.99					
2.4 AWD	142		11.96	09.00						
2.4 Blu-Fuel	103		07.97	09.00						

¹⁾ + 15" wheel / + ruota 15" / + roue 15" / + rueda 15"

²⁾ + 16" wheel / + ruota 16" / + roue 16" / + rueda 16"

VOLVO S70 (97-00)											
	2.4 T 142 2.5 106 2.5 121 2.5 Bifuel 103 2.5 Bifuel 106 2.5 TDI 103 2.5 TDi AWD 103		01.97 11.00 01.97 11.00 06.98 11.00 07.99 11.00 10.98 11.00 01.97 11.00 10.99 09.00		13.0460-4044.2 604044 13.0470-4044.2 LD4044					20755 15,1 20755 15,1	ATE ATE
	2.0 93 2.0 105 2.0 20V 120 2.0 20V 132 2.0 T 155 2.0 T 166 2.3 195 2.3 T 184 2.3 T5 176 2.4 103 2.4 125 2.4 AWD 103 2.4 AWD 106 2.4 AWD 142 2.4 Blu-Fuel 103 2.4 T 142 2.5 106 2.5 121 2.5 Bifuel 103 2.5 Bifuel 106 2.5 TDI 103 2.5 TDi AWD 103		01.97 11.00 01.97 11.00 01.97 11.00 01.97 11.00 01.97 11.00 01.97 11.00 04.99 09.00 01.97 11.00 01.97 11.00 08.99 11.00 01.97 11.00 10.98 05.99 04.99 09.00 11.96 05.99 11.96 09.00 07.97 09.00 01.97 11.00 01.97 11.00 06.98 11.00 07.99 11.00 10.98 11.00 01.97 11.00 10.99 09.00		24.0110-0214.1 410214					295 9,6 8,4 +B	
	2.0 93 2.0 105 2.0 20V 120 2.0 20V 132 2.0 T 155 2.0 T 166 2.3 T 184 2.3 T5 176 2.4 125 2.4 AWD 106 2.4 AWD 142 2.4 Blu-Fuel 103 2.4 T 142 2.5 106 2.5 121 2.5 Bifuel 106 2.5 TDI 103		01.97 12.98 01.97 12.98 01.97 12.98 01.97 12.98 01.97 12.98 01.97 12.98 01.97 12.98 01.97 12.98 01.97 12.98 10.98 12.98 11.96 12.98 11.96 12.98 07.97 12.98 01.97 12.98 01.97 12.98 06.98 12.98 10.98 12.98 01.97 12.98		24.0741-1105.1 360195	1 				Radsensor L=1220/1840	
	2.0 93 2.0 105 2.0 20V 120 2.0 20V 132 2.0 T 155 2.0 T 166 2.3 195 2.3 T 184 2.3 T5 176 2.4 103 2.4 125 2.4 AWD 103 2.4 AWD 106 2.4 AWD 142 2.4 Blu-Fuel 103 2.4 T 142 2.5 106 2.5 121 2.5 Bifuel 103 2.5 Bifuel 106 2.5 TDI 103 2.5 TDi AWD 103		01.99 11.00 01.99 11.00 01.99 11.00 01.99 11.00 01.99 11.00 01.99 11.00 04.99 09.00 01.99 11.00 01.99 11.00 08.99 11.00 01.99 11.00 01.99 05.99 04.99 09.00 01.99 05.99 01.99 09.00 01.99 09.00 01.99 11.00 01.99 11.00 07.99 11.00 01.99 11.00 01.99 11.00 10.99 09.00		24.0711-5025.3 360234	1 				Radsensor L=1215/1855	
	2.0 93 2.0 105 2.0 20V 120 2.0 20V 132 2.0 T 155 2.0 T 166 2.3 195 2.3 T 184 2.3 T5 176 2.4 103 2.4 125 2.4 AWD 103 2.4 AWD 106 2.4 AWD 142 2.4 Blu-Fuel 103		01.97 11.00 01.97 11.00 01.97 11.00 01.97 11.00 01.97 11.00 01.97 11.00 04.99 09.00 01.97 11.00 01.97 11.00 08.99 11.00 01.97 11.00 10.98 05.99 04.99 09.00 11.96 05.99 11.96 09.00 07.97 09.00		03.0137-0260.2 650260 03.0137-9176.2 669176					178 x 25 Einbausatz	

VOLVO S70 (97-00)

	2.4 T	142		01.97	11.00		03.0137-0260.2	650260				178 x 25
	2.5	106		01.97	11.00		03.0137-9176.2	669176				Einbausatz
	2.5	121		06.98	11.00							
	2.5 Bifuel	103		07.99	11.00							
	2.5 Bifuel	106		10.98	11.00							
	2.5 TDI	103		01.97	11.00							
	2.5 TDi AWD	103		10.99	09.00							

VOLVO S80 I (98-06)

	2.0	120		06.98	02.06		13.0460-7145.2	607145		- 17" Rad 1)	23073	18,8 +	ATE
	2.0 T	132		12.99	02.06		13.0470-7145.2	LD7145		- 17" Rad 1)	23073	18,8 +	ATE
	2.0 T	166		06.98	02.06		13.0460-7187.2	607187		+ 17" Rad 2)	23950	19,5 +	ATE
	2.4	103		01.99	02.06		13.0470-7187.2	LD7187		+ 17" Rad 2)	23950	19,5 +	ATE
	2.4	125		01.99	02.06								
	2.4 Bi-Fuel	103		09.01	02.06								
	2.4 D	96		10.01	02.06								
	2.4 D5	120		08.01	02.06								
	2.4 T	147		06.00	02.06								
	2.5 T	154		07.03	02.06								
	2.5 TDI	103		01.99	02.06								
	2.9	147		03.99	02.06								
	2.9	150		05.98	02.06								
	3.0	144		06.01	02.06								
	2.8 T6	200		05.98	02.06		13.0460-7145.2	607145		- 17" Rad 1)	23073	18,8 +	ATE
	3.0 T6	200		06.01	02.06		13.0460-7187.2	607187		+ 17" Rad 2)	23950	19,5 +	ATE
							13.0470-7187.2	LD7187		+ 17" Rad 2)	23950	19,5 +	ATE

	2.0	120		06.98	02.06		24.0126-0122.1	426122		+ 15" Rad 3)	286	26,0	23,0 V +B
	2.0 T	132		12.99	02.06		24.0128-0123.1	428123		+ 16" Rad 4)	305	27,9	25,0 V +B
	2.0 T	166		06.98	02.06		24.0328-0123.1	528123		+ 16" Rad 4)	305	27,9	25,0 V +B PD
	2.4	103		01.99	02.06		24.0128-0184.1	428184		+ 17" Rad 2)	320	28,0	25,0 V L +B
	2.4	125		01.99	02.06								
	2.4 Bi-Fuel	103		09.01	02.06								
	2.4 D	96		10.01	02.06								
	2.4 D5	120		08.01	02.06								
	2.4 T	147		06.00	02.06								
	2.5 T	154		07.03	02.06								
	2.5 TDI	103		01.99	02.06								
	2.8 T6	200		05.98	02.06								
	2.9	147		03.99	02.06								
	2.9	150		05.98	02.06								
	3.0	144		06.01	02.06								
	3.0 T6	200		06.01	02.06								

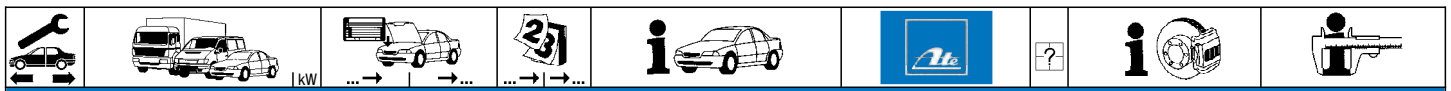
	2.0	120	116810	06.98			24.0711-6211.3	360233	2				Radsensor L=1085
	2.0 T	166	116810	06.98									
	2.4	103	116810	01.99									
	2.4	125	116810	01.99									
	2.5 TDI	103	116810	01.99									
	2.8 T6	200	116810	05.98									
	2.9	147	116810	03.99									
	2.9	150	116810	05.98									

	2.0	120	116811		02.06		24.0711-6214.3	360230					Radsensor L=965
	2.0 T	132		12.99	02.06		24.0711-6211.3	360233					Radsensor L=1085
	2.0 T	166	116811		02.06								
	2.4	103	116811		02.06								
	2.4	125	116811		02.06								
	2.4 Bi-Fuel	103		09.01	02.06								
	2.4 D	96		10.01	02.06								
	2.4 D5	120		08.01	02.06								
	2.4 T	147		06.00	02.06								
	2.5 T	154		07.03	02.06								
	2.5 TDI	103	116811		02.06								
	2.8 T6	200	116811		02.06								
	2.9	147	116811		02.06								
	2.9	150	116811		02.06								
	3.0	144		06.01	02.06								
	3.0 T6	200		06.01	02.06								

	2.0	120		06.98	02.06		13.0460-7135.2	607135			23076	17,5 +	ATE
	2.0 T	132		12.99	02.06		13.0470-7135.2	LD7135			23076	17,5 +	ATE
	2.0 T	166		06.98	02.06								
	2.4	103		01.99	02.06								
	2.4	125		01.99	02.06								
	2.4 Bi-Fuel	103		09.01	02.06								
	2.4 D	96		10.01	02.06								
	2.4 D5	120		08.01	02.06								
	2.4 T	147		06.00	02.06								
	2.5 T	154		07.03	02.06								
	2.5 TDI	103		01.99	02.06								
	2.8 T6	200		05.98	02.06								
	2.9	147		03.99	02.06								
	2.9	150		05.98	02.06								
	3.0	144		06.01	02.06								
	3.0 T6	200		06.01	02.06								

	2.0	120		06.98	02.06		24.0112-0151.1	412151			288	11,9	10,0 +B
	2.0 T	132		12.99	02.06		24.0312-0151.1	512151			288	11,9	10,0 +B PD
	2.0 T	166		06.98	02.06								
	2.4	103		01.99	02.06								
	2.4	125		01.99	02.06								

1) - 17" wheel / - ruota 17" / - roue 17" / - rueda 17"
 2) + 17" wheel / + ruota 17" / + roue 17" / + rueda 17"
 3) + 15" wheel / + ruota 15" / + roue 15" / + rueda 15"
 4) + 16" wheel / + ruota 16" / + roue 16" / + rueda 16"



VOLVO S80 I (98-06)

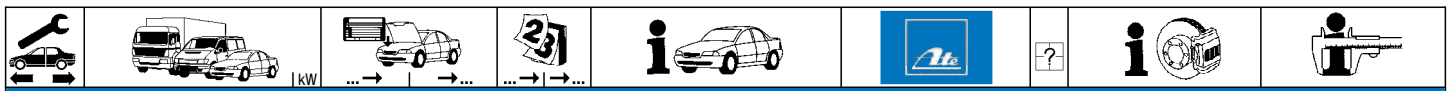
	2.4 Bi-Fuel 2.4 D 2.4 D5 2.4 T 2.5 T 2.5 TDI 2.8 T6 2.9 2.9 3.0 3.0 T6	103 96 120 147 154 103 200 147 150 144 200		09.01 10.01 08.01 06.00 07.03 01.99 05.98 03.99 05.98 06.01 06.01	02.06 02.06 02.06 02.06 02.06 02.06 02.06 02.06 02.06 02.06 02.06	24.0112-0151.1 24.0312-0151.1	412151 512151		288 11,9 10,0 +B 288 11,9 10,0 +B PD
	2.0 2.0 T 2.4 2.4 2.5 TDI 2.8 T6 2.9 2.9	120 166 103 125 103 200 147 150	116810 116810 116810 116810 116810 116810 116810 116810	06.98 06.98 01.99 01.99 01.99 05.98 03.99 05.98		24.0711-6019.3	360257	2	Radsensor L=1260
	2.0 2.0 T 2.0 T 2.4 2.4 2.4 Bi-Fuel 2.4 D 2.4 D5 2.4 T 2.5 T 2.5 TDI 2.8 T6 2.9 2.9 3.0 3.0 T6	120 132 166 103 125 103 96 120 147 154 103 200 147 150 144 200	116811 116811 116811 116811 116811 116811 116811 116811 116811 116811 116811 116811 116811 116811 116811 116811	12.99 09.01 10.01 08.01 06.00 07.03 02.06 02.06 02.06 02.06 02.06 02.06 02.06 02.06 06.01 06.01	02.06 02.06 02.06 02.06 02.06 02.06 02.06 02.06 02.06 02.06 02.06 02.06 02.06 02.06 02.06 02.06	24.0711-6212.3 24.0711-6213.3	360249 360250	 	Radsensor L=1255 Radsensor L=1255
	2.0 2.0 T 2.0 T 2.4 2.4 2.4 Bi-Fuel 2.4 D 2.4 D5 2.4 T 2.5 T 2.5 TDI 2.8 T6 2.9 2.9 3.0 3.0 T6	120 132 166 103 125 103 96 120 147 154 103 200 147 150 144 200		06.98 12.99 06.98 01.99 01.99 09.01 10.01 08.01 06.00 07.03 01.99 05.98 03.99 05.98 06.01 06.01	02.06 02.06 02.06 02.06 02.06 02.06 02.06 02.06 02.06 02.06 02.06 02.06 02.06 02.06 02.06 02.06	03.0137-0450.2 03.0137-9283.2	650450 669283		178 x 25 Einbausatz

VOLVO S80 II (06-)

	1.6 D DRIVE 2.0 2.0 D 2.0 FlexiFuel 2.0 T 2.0 TDi 2.4 D 2.4 D 2.4 D5 2.4 D5 2.4 D5 2.4 D5 AWD 2.4 D5 AWD 2.4 D5 AWD 2.5 T 2.5 T 2.5 T AWD 2.5 T FlexFuel 2.5 T FlexiFuel 3.0 T6 AWD 3.2 3.2 AWD D2 D3 T4 T4F T5 4.4 V8 AWD T6 AWD 1.6 D DRIVE 2.0 2.0 D 2.0 FlexiFuel 2.0 T	107 100 107 149 100 120 129 136 151 158 136 151 158 147 170 147 147 170 210 84 120 132 132 177 232 224 107 100 107 149		01.10 09.07 09.07 09.07 01.10 02.08 03.06 04.09 03.06 11.08 06.11 01.07 01.10 06.11 03.06 01.10 10.06 04.08 01.10 01.07 01.10 05.11 10.10 03.06 10.10 01.10 09.07 09.07 09.07 01.10		13.0460-7228.2 13.0470-7228.2	607228 LD7228	+ 16" Rad ¹⁾ + 16" Rad ¹⁾	24123 20,3 + 24123 20,3 +	ATE ATE
	4.4 V8 AWD T6 AWD	232 224		03.06 10.10		13.0460-7228.2	607228	+ 16" Rad ¹⁾	24123 20,3 +	ATE
	1.6 D DRIVE 2.0 2.0 D 2.0 FlexiFuel 2.0 T	107 100 107 149		01.10 09.07 09.07 09.07 01.10		13.0460-7243.2 13.0470-7243.2	607243 LD7243	+ 17"/18" Rad ²⁾ + 17"/18" Rad ²⁾	24142 20,6 + 24142 20,6 +	ATE ATE

¹⁾ + 16" wheel / + ruota 16" / + roue 16" / + rueda 16"
²⁾ + 17"/18" wheel / + ruota 17"/18" / + roue 17"/18" / + rueda 17"/18"





VOLVO S80 II (06-)

	2.0 TDi	100		02.08	13.0460-7243.2	607243	+ 17"/18" Rad ¹⁾	24142 20,6 +	ATE
	2.4 D	120		03.06	13.0470-7243.2	LD7243	+ 17"/18" Rad ¹⁾	24142 20,6 +	ATE
	2.4 D	129		04.09					
	2.4 D5	136		03.06					
	2.4 D5	151		11.08					
	2.4 D5	158		06.11					
	2.4 D5 AWD	136		01.07					
	2.4 D5 AWD	151		01.10					
	2.4 D5 AWD	158		06.11					
	2.5 T	147		03.06					
	2.5 T	170		01.10					
	2.5 T AWD	147		10.06					
	2.5 T FlexFuel	147		04.08					
	2.5 T FlexiFuel	170		01.10					
	3.0 T6 AWD	210		01.07					
	3.2			03.06					
	3.2 AWD			01.07					
	D2	84		04.13					
	D3	120		01.10					
	T4	132		10.10					
T4F	132		05.11						
T5	177		10.10						
4.4 V8 AWD	232		03.06	13.0460-7243.2	607243	+ 17"/18" Rad ¹⁾	24142 20,6 +	ATE	
T6 AWD	224		10.10						
	1.6 D DRIVE		155829	01.10	24.0128-0154.1	428154	+ 16" Rad ²⁾	300 28,0 26,0 V L +S +B	
	2.0	107	155829	09.07					
	2.0 D	100	155829	09.07					
	2.0 FlexiFuel	107	155829	09.07					
	2.0 T	149	155829	01.10					
	2.0 TDi	100	155829	02.08					
	2.4 D	120	155829	03.06					
	2.4 D	129	155829	04.09					
	2.4 D5	136	155829	03.06					
	2.4 D5	151	155829	11.08					
	2.4 D5	158	155829	06.11					
	2.4 D5 AWD	136	155829	01.07					
	2.4 D5 AWD	151	155829	01.10					
	2.4 D5 AWD	158	155829	06.11					
	2.5 T	147	155829	03.06					
	2.5 T	170	155829	01.10					
	2.5 T AWD	147	155829	10.06					
	2.5 T FlexFuel	147	155829	04.08					
	2.5 T FlexiFuel	170	155829	01.10					
	3.0 T6 AWD	210	155829	01.07					
	3.2		155829	03.06					
	3.2 AWD		155829	01.07					
	4.4 V8 AWD	232	155829	03.06					
	D2	84	155829	04.13					
	D3	120	155829	01.10					
	T4	132	155829	10.10					
	T4F	132	155829	05.11					
T5	177	155829	10.10						
T6 AWD	224	155829	10.10						
1.6 D DRIVE				01.10	24.0128-0162.1	428162	+ 17" Rad ³⁾	316 28,0 26,0 V L +S +B	
2.0	107			09.07					
2.0 D	100			09.07					
2.0 FlexiFuel	107			09.07					
2.0 T	149			01.10					
2.0 TDi	100			02.08					
2.4 D	120			03.06					
2.4 D	129			04.09					
2.4 D5	136			03.06					
2.4 D5	151			11.08					
2.4 D5	158			06.11					
2.4 D5 AWD	136			01.07					
2.4 D5 AWD	151			01.10					
2.4 D5 AWD	158			06.11					
2.5 T	147			03.06					
2.5 T	170			01.10					
2.5 T AWD	147			10.06					
2.5 T FlexFuel	147			04.08					
2.5 T FlexiFuel	170			01.10					
3.0 T6 AWD	210			01.07					
3.2				03.06					
3.2 AWD				01.07					
4.4 V8 AWD	232			03.06					
D2	84			04.13					
D3	120			01.10					
T4	132			10.10					
T4F	132			05.11					
T5	177			10.10					
T6 AWD	224			10.10					
1.6 D DRIVE				01.10	24.0128-0210.1	428210	+ 18" Rad ⁴⁾	336 28,0 26,0 V L +S +B	
2.0	107			09.07					
2.0 D	100			09.07					
2.0 FlexiFuel	107			09.07					
2.0 T	149			01.10					

1) + 17"/18" wheel / + ruota 17"/18" / + roue 17"/18" / + rueda 17"/18"
 2) + 16" wheel / + ruota 16" / + roue 16" / + rueda 16"
 3) + 17" wheel / + ruota 17" / + roue 17" / + rueda 17"
 4) + 18" wheel / + ruota 18" / + roue 18" / + rueda 18"





VOLVO S80 II (06-)

	2.0 TDi 100 2.4 D 120 2.4 D 129 2.4 D5 136 2.4 D5 151 2.4 D5 158 2.4 D5 AWD 136 2.4 D5 AWD 151 2.4 D5 AWD 158 2.5 T 147 2.5 T 170 2.5 T AWD 147 2.5 T FlexFuel 147 2.5 T FlexiFuel 170 3.0 T6 AWD 210 3.2 3.2 AWD 4.4 V8 AWD 232 D2 84 D3 120 T5 177 T6 AWD 224		02.08 03.06 04.09 03.06 11.08 06.11 01.07 01.10 06.11 03.06 01.10 10.06 04.08 01.10 01.07 03.06 01.07 03.06 04.13 01.10 10.10 10.10	24.0128-0210.1	428210	+ 18" Rad ¹⁾	336 28,0 26,0 VL +S +B
	1.6 D DRIVE 2.0 107 2.0 D 100 2.0 FlexiFuel 107 2.0 T 149 2.0 TDi 100 2.4 D 120 2.4 D 129 2.4 D5 136 2.4 D5 151 2.4 D5 AWD 136 2.4 D5 AWD 151 2.5 T 147 2.5 T AWD 147 2.5 T FlexFuel 147 3.0 T6 AWD 210 3.2 3.2 AWD 4.4 V8 AWD 232 D3 120		01.10 09.07 09.07 09.07 01.10 02.08 03.06 04.09 03.06 11.08 01.07 01.10 03.06 10.06 04.08 01.07 03.06 01.07 03.06 01.10	24.0711-5198.3	360239	2	Radsensor
	2.4 D5 158 2.4 D5 AWD 158 2.5 T 170 2.5 T FlexiFuel 170 D2 84 T4 132 T4F 132 T5 177 T6 AWD 224		06.11 06.11 01.10 01.10 04.13 10.10 05.11 10.10 10.10	24.0711-5198.3	360239	2 - Kollisionswarnsystem ²⁾	Radsensor
	2.4 D5 158 2.4 D5 AWD 158 2.5 T 170 2.5 T FlexiFuel 170 D2 84 T4 132 T4F 132 T5 177 T6 AWD 224		06.11 06.11 01.10 01.10 04.13 10.10 05.11 10.10 10.10	24.0711-5198.3 24.0711-5241.3	360239 360319	+ Kollisionswarnsystem ³⁾ + Kollisionswarnsystem ³⁾	Radsensor Radsensor
	1.6 D DRIVE 2.0 107 2.0 D 100 2.0 FlexiFuel 107 2.0 T 149 2.0 TDi 100 2.4 D 120 2.4 D 129 2.4 D5 136 2.4 D5 151 2.4 D5 158 2.4 D5 AWD 136 2.4 D5 AWD 151 2.4 D5 AWD 158 2.5 T 147 2.5 T 170 2.5 T AWD 147 2.5 T FlexFuel 147 2.5 T FlexiFuel 170 3.0 T6 AWD 210 3.2 3.2 AWD 4.4 V8 AWD 232 D2 84 D3 120 T4 132 T4F 132		01.10 09.07 09.07 09.07 01.10 02.08 03.06 04.09 03.06 11.08 06.11 01.07 01.10 06.11 03.06 01.10 10.06 04.08 01.10 01.07 03.06 01.07 03.06 04.13 01.10 10.10 05.11	13.0460-2737.2	602737	- elektrische Feststellbremse ⁴⁾	24537 15,8 /Zub/S LUC

¹⁾ + 18" wheel / + ruota 18" / + roue 18" / + rueda 18"

²⁾ - collision warning system / - sistema anti-collosione / - système anticollision / - sistema anticollisión

³⁾ + collision warning system / + sistema anti-collosione / + système anticollision / + sistema anticollisión









⁴⁾ - electric parking brake / - freno a mano elettrico / - frein à main électrique / - freno de mano eléctrico








VOLVO S80 II (06-)

	T5	177		10.10		24.0112-0180.1	412180		- elektrische Feststellbremse ¹⁾	302 12,0 10,0 +B
	T6 AWD	224		10.10						
	1.6 D DRIVE			01.10	+ massive Scheiben ²⁾	24.0111-0147.1	411147		+ elektrische Feststellbremse ³⁾	302 11,0 9,0 +B
	2.0	107		09.07	+ massive Scheiben ²⁾					
	2.0 D	100		09.07	+ massive Scheiben ²⁾					
	2.0 FlexiFuel	107		09.07	+ massive Scheiben ²⁾					
	2.0 T	149		01.10	+ massive Scheiben ²⁾					
	2.0 TDi	100		02.08	+ massive Scheiben ²⁾					
	2.4 D	120		03.06	+ massive Scheiben ²⁾					
	2.4 D	129		04.09	+ massive Scheiben ²⁾					
	2.4 D5	136		03.06	+ massive Scheiben ²⁾					
	2.4 D5	151		11.08	+ massive Scheiben ²⁾					
	2.4 D5	158		06.11	+ massive Scheiben ²⁾					
	2.4 D5 AWD	136		01.07	+ massive Scheiben ²⁾					
	2.4 D5 AWD	151		01.10	+ massive Scheiben ²⁾					
	2.4 D5 AWD	158		06.11	+ massive Scheiben ²⁾					
	2.5 T	147		03.06	+ massive Scheiben ²⁾					
	2.5 T	170		01.10	+ massive Scheiben ²⁾					
	2.5 T AWD	147		10.06	+ massive Scheiben ²⁾					
	2.5 T FlexiFuel	147		04.08	+ massive Scheiben ²⁾					
	2.5 T FlexiFuel	170		01.10	+ massive Scheiben ²⁾					
	3.0 T6 AWD	210		01.07	+ massive Scheiben ²⁾					
	3.2			03.06	+ massive Scheiben ²⁾					
	3.2 AWD			01.07	+ massive Scheiben ²⁾					
	4.4 V8 AWD	232		03.06	+ massive Scheiben ²⁾					
	D2	84		04.13	+ massive Scheiben ²⁾					
	D3	120		01.10	+ massive Scheiben ²⁾					
	T4	132		10.10	+ massive Scheiben ²⁾					
	T4F	132		05.11	+ massive Scheiben ²⁾					
	T5	177		10.10	+ massive Scheiben ²⁾					
	T6 AWD	224		10.10	+ massive Scheiben ²⁾					
	1.6 D DRIVE			01.10	+ belüftete Scheiben ⁴⁾	24.0122-0259.1	422259		+ elektrische Feststellbremse ³⁾	302 22,0 20,0 V L +B
	2.0	107		09.07	+ belüftete Scheiben ⁴⁾					
	2.0 D	100		09.07	+ belüftete Scheiben ⁴⁾					
	2.0 FlexiFuel	107		09.07	+ belüftete Scheiben ⁴⁾					
	2.0 T	149		01.10	+ belüftete Scheiben ⁴⁾					
	2.0 TDi	100		02.08	+ belüftete Scheiben ⁴⁾					
	2.4 D	120		03.06	+ belüftete Scheiben ⁴⁾					
	2.4 D	129		04.09	+ belüftete Scheiben ⁴⁾					
	2.4 D5	136		03.06	+ belüftete Scheiben ⁴⁾					
	2.4 D5	151		11.08	+ belüftete Scheiben ⁴⁾					
	2.4 D5	158		06.11	+ belüftete Scheiben ⁴⁾					
	2.4 D5 AWD	136		01.07	+ belüftete Scheiben ⁴⁾					
	2.4 D5 AWD	151		01.10	+ belüftete Scheiben ⁴⁾					
	2.4 D5 AWD	158		06.11	+ belüftete Scheiben ⁴⁾					
	2.5 T	147		03.06	+ belüftete Scheiben ⁴⁾					
	2.5 T	170		01.10	+ belüftete Scheiben ⁴⁾					
	2.5 T AWD	147		10.06	+ belüftete Scheiben ⁴⁾					
	2.5 T FlexiFuel	147		04.08	+ belüftete Scheiben ⁴⁾					
	2.5 T FlexiFuel	170		01.10	+ belüftete Scheiben ⁴⁾					
	3.0 T6 AWD	210		01.07	+ belüftete Scheiben ⁴⁾					
	3.2			03.06	+ belüftete Scheiben ⁴⁾					
	3.2 AWD			01.07	+ belüftete Scheiben ⁴⁾					
	4.4 V8 AWD	232		03.06	+ belüftete Scheiben ⁴⁾					
	D2	84		04.13	+ belüftete Scheiben ⁴⁾					
	D3	120		01.10	+ belüftete Scheiben ⁴⁾					
	T4	132		10.10	+ belüftete Scheiben ⁴⁾					
	T4F	132		05.11	+ belüftete Scheiben ⁴⁾					
	T5	177		10.10	+ belüftete Scheiben ⁴⁾					
	T6 AWD	224		10.10	+ belüftete Scheiben ⁴⁾					
	2.0	107		09.07	12.07	24.0711-6221.3	360258	2		Radsensor
	2.0 D	100		09.07	12.07					
	2.0 FlexiFuel	107		09.07	12.07					
	2.4 D	120		03.06	12.07					
	2.4 D5	136		03.06	12.07					
	2.5 T	147		03.06	12.07					
	3.2			03.06	12.07					
	1.6 D DRIVE			01.10		24.0711-6221.3	360258	2		Radsensor
	2.0	107		01.08						
	2.0 D	100		01.08						
	2.0 FlexiFuel	107		01.08						
	2.0 T	149		01.10						
	2.0 TDi	100		02.08						
	2.4 D	120		01.08						
	2.4 D	129		04.09						
	2.4 D5	136		01.08						
	2.4 D5	151		11.08						
	2.4 D5	158		06.11						
	2.5 T	147		01.08						
	2.5 T	170		01.10						
	2.5 T FlexiFuel	147		04.08						
	2.5 T FlexiFuel	170		01.10						
	3.2			01.08						
	D2	84		04.13						
	D3	120		01.10						
	T4	132		10.10						
	T4F	132		05.11						

























































1) - electric parking brake / - freno a mano elettrico / - frein à main électrique / - freno de mano eléctrico
 2) + solid discs / + dischi massiccio / + disques massive / + disco macizo
 3) + electric parking brake / + freno a mano elettrico / + frein à main électrique / + freno de mano eléctrico
 4) + ventilated discs / + dischi ventilati / + disques ventilés / + disco ventilado

VOLVO S80 II (06-)											
	T5	177		10.10		24.0711-6221.3	360258	2			Radsensor
	2.4 D5 AWD	136		01.07		24.0711-6196.3	360248	2			Radsensor
	2.4 D5 AWD	151		01.10							
	2.4 D5 AWD	158		06.11							
	2.5 T AWD	147		10.06							
	3.0 T6 AWD	210		01.07							
	3.2 AWD			01.07							
	4.4 V8 AWD	232		03.06							
	T6 AWD	224		10.10							
	1.6 D DRiVe			01.10		03.0137-0450.2	650450				178 x 25 Einbausatz
	2.0	107		09.07		03.0137-9283.2	669283				
	2.0 D	100		09.07							
	2.0 FlexiFuel	107		09.07							
	2.0 T	149		01.10							
	2.0 TDi	100		02.08							
	2.4 D	120		03.06							
	2.4 D	129		04.09							
	2.4 D5	136		03.06							
	2.4 D5	151		11.08							
	2.4 D5	158		06.11							
	2.4 D5 AWD	136		01.07							
	2.4 D5 AWD	151		01.10							
	2.4 D5 AWD	158		06.11							
	2.5 T	147		03.06							
	2.5 T	170		01.10							
	2.5 T AWD	147		10.06							
	2.5 T FlexFuel	147		04.08							
	2.5 T FlexiFuel	170		01.10							
	3.0 T6 AWD	210		01.07							
	3.2			03.06							
	3.2 AWD			01.07							
	4.4 V8 AWD	232		03.06							
	D2	84		04.13							
	D3	120		01.10							
	T5	177		10.10							
	T6 AWD	224		10.10							
VOLVO S90 (97-98)											
	2.5	125		11.96	10.98	13.0460-2985.2	602985				20164 18,2 LUC
	2.5	132		11.96	10.97						
	2.9	132		01.97	05.98						
	2.9	150		01.97	05.98						
	2.5	125		11.96	10.98	24.0126-0102.1	426102				280 26,0 23,0 V +B
	2.5	132		11.96	10.98						
	2.9	132		01.97	05.98						
	2.9	150		01.97	05.98						
	2.5	125		11.96	10.98	13.0460-2935.2	602935				21385 13,0 /S LUC
	2.5	132		11.96	10.97						
	2.9	132		01.97	05.98						
	2.9	150		01.97	05.98						
	2.5	125		11.96	10.98	24.0112-0150.1	412150				277 11,9 10,0 +B
	2.5	132		11.96	10.97						
	2.9	132		01.97	05.98						
	2.9	150		01.97	05.98						
	2.5	125		11.96	10.98	03.0137-0299.2	650299				160 x 25 Einbausatz
	2.5	132		11.96	10.97	03.0137-9199.2	669199				
	2.9	132		01.97	05.98						
	2.9	150		01.97	05.98						
VOLVO V40 (95-04)											
	1.6	77		12.95	08.97	13.0460-2830.2	602830				21920 14,6 /WK/Zub/S LUC
	1.8 (1731)	85		07.95	08.97						
	1.9 T4	147		05.97	08.97						
	1.9 TD	66		07.95	08.97						
	2.0	100		07.95	08.97						
	2.0	103		07.95	08.97						
	1.6	77		09.97	08.99	13.0460-2853.2	602853				21983 17,2 /WK/Zub/S LUC
	1.6	80		03.99	07.04						
	1.8 (1731)	85		09.97	08.99						
	1.8 (1783)	90		03.99	07.04						
	1.8 i (1834)	90		06.01	07.04						
	1.8 i (1834)	92		03.98	07.04						
	1.9 DI	70		03.99	07.00						
	1.9 DI	75		07.00	07.04						
	1.9 DI	85		07.00	07.04						
	1.9 T4	147		09.97	07.00						
	1.9 TD	66		09.97	08.99						
	2.0	100		09.97	07.04						
	2.0	103		09.97	08.99						
	2.0 T	118		10.97	07.00						
	2.0 T	120		06.01	07.04						
	2.0 T	121		07.00	06.01						
	2.0 T4	147		07.00	04.04						

VOLVO V40 (95-04)												
	1.6 1.8 (1731) 1.9 T4 1.9 TD 2.0 2.0	77 85 147 66 100 103		12.95 07.95 05.97 07.95 07.95 07.95	08.97 08.97 08.97 08.97 08.97 08.97	24.0124-0136.1	424136				256 24,0 21,5 V +B	
	1.6 1.6 1.8 (1731) 1.8 (1783) 1.8 i (1834) 1.8 i (1834) 1.9 DI 1.9 DI 1.9 DI 1.9 T4 1.9 TD 2.0 2.0 2.0 T 2.0 T 2.0 T 2.0 T4	77 80 85 90 90 92 70 75 85 147 66 100 103 118 120 121 147		09.97 03.99 09.97 03.99 06.01 03.98 03.99 07.00 07.00 09.97 09.97 09.97 09.97 10.97 06.01 07.00 07.00	08.99 07.04 08.99 07.04 07.04 07.04 07.00 07.04 07.04 07.00 08.99 08.99 08.99 07.00 07.04 06.01 04.04	24.0124-0159.1 24.0324-0159.1	424159 524159				281 23,9 21,5 V +B 281 23,9 21,5 V +B PD	
	1.6 1.6 1.8 (1731) 1.8 (1783) 1.8 i (1834) 1.8 i (1834) 1.9 DI 1.9 DI 1.9 DI 1.9 T4 1.9 TD 2.0 2.0 2.0 T 2.0 T 2.0 T 2.0 T4	77 80 85 90 90 92 70 75 85 147 66 100 103 118 120 121 147		12.95 03.99 07.95 03.99 06.01 03.98 03.99 07.00 07.00 05.97 07.95 07.95 07.95 10.97 06.01 07.00 07.00	08.99 07.04 08.99 07.04 07.04 07.04 07.00 07.04 07.04 07.00 08.99 08.99 08.99 07.00 07.04 06.01 04.04	13.0460-2831.2	602831				21861 15,2 /WK/S LUC	
	1.6 1.6 1.8 (1731) 1.8 (1783) 1.8 i (1834) 1.8 i (1834) 1.9 DI 1.9 DI 1.9 DI 1.9 T4 1.9 TD 2.0 2.0 2.0 T 2.0 T 2.0 T 2.0 T4	77 80 85 90 90 92 70 75 85 147 66 100 103 118 120 121 147		12.95 03.99 07.95 03.99 06.01 03.98 03.99 07.00 07.00 05.97 07.95 07.95 07.95 10.97 06.01 07.00 07.00	08.99 07.04 08.99 07.04 07.04 07.04 07.00 07.04 07.04 07.00 08.99 08.99 08.99 07.00 07.04 06.01 04.04	24.0110-0229.1	410229				260 10,0 8,4 +B	
VOLVO V40 (12-)												
	D2 D3 D4 T2 GTDi T3 GTDi T4 T4 GTDi	84 110 130 88 110 132 132		09.12 09.12 09.12 03.13 09.12 04.13 09.12		13.0460-7193.2 13.0470-7193.2	607193 LD7193			+ 15"/16" Rad 1) + 15"/16" Rad 1)	23723 18,1 + 23723 18,1 +	ATE ATE
	D2 D3 D4 T2 GTDi T3 GTDi T4 T4 AWD T4 GTDi T5 T5 AWD T5 AWD	84 110 130 88 110 132 132 132 187 157 187		09.12 09.12 09.12 03.13 09.12 04.13 04.13 09.12 09.12 03.13 01.13		13.0460-7204.2 13.0470-7204.2	607204 LD7204			+ 17" Rad 2) + 17" Rad 2)	23912 18,8 + 23912 18,8 +	ATE ATE
	D2 D3 D4 T2 GTDi T3 GTDi T4 T4 AWD T4 GTDi T5 T5 AWD	84 110 130 88 110 132 132 132 187 157	22948 22948 22948 22948 22948 22948 22948 22948 22948 22948	09.12 09.12 09.12 03.13 09.12 04.13 04.13 09.12 09.12 03.13		24.0125-0197.1	425197			+ 17" Rad 2)	320 25,0 23,0 V L +B	

1) + 15"/16" wheel / + ruota 15"/16" / + roue 15"/16" / + rueda 15"/16"

2) + 17" wheel / + ruota 17" / + roue 17" / + rueda 17"

									
VOLVO V40 (12-)									
	T5 AWD	187	22948	01.13		24.0125-0197.1	425197	+ 17" Rad ¹⁾	320 25,0 23,0 V L +B
	D2 D3 D4 T2 GTDi T3 GTDi T4 T4 AWD T4 GTDi T5 T5 AWD T5 AWD	84 110 130 88 110 132 132 132 187 157 187		09.12 09.12 09.12 03.13 09.12 04.13 04.13 09.12 09.12 03.13 01.13		24.0711-5198.3	360239	2 	Radsensor
	D3 D4 T2 GTDi T3 GTDi T4 T4 AWD T4 GTDi T5 T5 AWD T5 AWD	110 130 88 110 132 132 132 187 157 187		09.12 09.12 03.13 09.12 04.13 04.13 09.12 09.12 03.13 01.13		24.0111-0158.1	411158		280 11,0 9,0 +B
	D2	84		09.12		24.0111-0158.1	411158	- ALU Bremsscheibe ²⁾	280 11,0 9,0 +B
VOLVO V50 (04-12)									
	1.6 D 1.6 D 1.6 D2 1.6 i 1.8 1.8 FlexiFuel 2.0 D 2.0 D3 2.0 D4 2.0 FlexiFuel 2.0 i 2.4 2.4 2.4 AWD 2.4 D5 2.4 Tdi 2.5 T5 2.5 T5 2.5 T5 AWD 2.5 T5 AWD	80 81 84 74 92 92 100 110 130 107 107 103 125 125 132 120 162 169 162 169		04.07 05.12 01.05 05.12 01.10 05.12 01.05 05.12 04.04 05.12 04.07 05.12 04.04 05.12 10.10 05.12 10.10 05.12 01.10 05.12 10.06 05.12 04.04 05.12 04.04 05.12 08.06 05.12 03.06 05.12 05.07 05.12 04.04 05.12 03.07 05.12 04.04 05.12 03.07 05.12	- (USA)  - (USA)  - (USA)  - (USA)  - (USA)  - (USA)  - (USA)  - (USA)  - (USA)  - (USA)  - (USA)  - (USA)  - (USA)  - (USA)  - (USA)  - (USA)  - (USA)  - (USA)  - (USA)  - (USA)  - (USA)  - (USA)  - (USA)  - (USA)  - (USA)  - (USA)  - (USA)  - (USA)  - (USA)  - (USA)  - (USA)  - (USA)  - (USA)  - (USA)  - (USA)  - (USA)  - (USA)  - (USA)  - (USA) 	13.0460-7193.2 607193 13.0470-7193.2 LD7193 13.0460-7204.2 607204 13.0470-7204.2 LD7204		- 17" Rad ³⁾ - 17" Rad ³⁾ + 17" Rad ¹⁾ + 17" Rad ¹⁾	23723 18,1 + 23723 18,1 + 23912 18,8 + 23912 18,8 + ATE ATE ATE ATE
	1.6 D 1.6 D 1.6 i 1.8 1.8 FlexiFuel 2.0 D 2.0 FlexiFuel 2.0 i 2.4 2.4 2.4 AWD 2.4 D5 2.4 Tdi 2.5 T5 2.5 T5 2.5 T5 AWD 2.5 T5 AWD	80 81 74 92 92 100 107 107 103 125 125 132 120 162 169 162 169		04.07 05.12 01.05 05.12 01.05 05.12 04.04 05.12 04.07 05.12 04.04 05.12 01.10 05.12 10.06 05.12 04.04 05.12 04.04 05.12 08.06 05.12 03.06 05.12 05.07 05.12 04.04 05.12 03.07 05.12 04.04 05.12 03.07 05.12		24.0125-0117.1 425117 24.0325-0117.1 525117 24.0125-0162.1 425162 24.0325-0162.1 525162 24.0125-0197.1 425197		+ 15" Rad ⁴⁾ + 15" Rad ⁴⁾ + 16" Rad ⁵⁾ + 16" Rad ⁵⁾ + 17" Rad ¹⁾	278 25,0 23,0 V L +B 278 25,0 23,0 V L +B PD 300 25,0 23,0 V L +B 300 25,0 23,0 V L +B PD 320 25,0 23,0 V L +B
	1.6 D2 2.0 D3 2.0 D4	84 110 130		01.10 05.12 10.10 05.12 10.10 05.12		24.0125-0117.1 425117 24.0325-0117.1 525117 24.0125-0162.1 425162 24.0325-0162.1 525162		+ 15" Rad ⁴⁾ + 15" Rad ⁴⁾ + 16" Rad ⁵⁾ + 16" Rad ⁵⁾	278 25,0 23,0 V L +B 278 25,0 23,0 V L +B PD 300 25,0 23,0 V L +B 300 25,0 23,0 V L +B PD
	1.6 D2 2.0 D3 2.0 D4	84 110 130	373966 373966 373966	01.10 01.10 10.10		24.0125-0197.1 425197		+ 17" Rad ¹⁾	320 25,0 23,0 V L +B
	1.6 D2 2.0 D3 2.0 D4	84 373967 110 373967 130 373967		05.12 05.12 05.12		24.0125-0197.1 425197		+ 17" Rad ¹⁾	320 25,0 23,0 V L +B
	1.6 D 1.6 D 1.6 D2 1.6 i 1.8 1.8 FlexiFuel 2.0 D 2.0 D3 2.0 D4 2.0 FlexiFuel 2.0 i 2.4	80 81 84 74 92 92 100 110 130 107 107 103	550147 550147 550147 550147	04.07 05.12 01.05 05.12 01.10 01.05 05.12 04.04 05.12 04.07 05.12 04.04 05.12 10.10 10.10 01.10 10.06 05.12 04.04 05.12		24.0711-5123.3 360065	2 		Radsensor











¹⁾ + 17" wheel / + ruota 17" / + roue 17" / + rueda 17"

²⁾ - ALU brake disc / - freno de ALU / - disque de frein ALU / - freno de ALU

³⁾ - 17" wheel / - ruota 17" / - roue 17" / - rueda 17"












⁴⁾ + 15" wheel / + ruota 15" / + roue 15" / + rueda 15"

⁵⁾ + 16" wheel / + ruota 16" / + roue 16" / + rueda 16"

VOLVO V50 (04-12)													
	2.4	125		04.04	05.12	24.0711-5123.3	360065	2				Radsensor	
	2.4 AWD	125		08.06	05.12								
	2.4 D5	132		03.06	05.12								
	2.4 Tdi	120		05.07	05.12								
	2.5 T5	162		04.04	05.12								
	2.5 T5	169		03.07	05.12								
	2.5 T5 AWD	162		04.04	05.12								
	2.5 T5 AWD	169		03.07	05.12								
	1.6 D2	84	550148		05.12	24.0711-5198.3	360239	2				Radsensor	
	2.0 D3	110	550148		05.12								
	2.0 D4	130	550148		05.12								
	2.0 FlexiFuel	107	550148		05.12								
	1.6 D	80		04.07	05.12	13.0460-7195.2	607195			ersetzt Belag mit Federn ¹⁾		23482 16,6 +	ATE
	1.6 D	81		01.05	05.12	13.0470-7195.2	LD7195			ersetzt Belag mit Federn ¹⁾		23482 16,6 +	ATE
	1.6 D2	84		01.10	05.12								
	1.6 i	74		01.05	05.12								
	1.8	92		04.04	05.12								
	1.8 FlexiFuel	92		04.07	05.12								
	2.0 D	100		04.04	05.12								
	2.0 D3	110		10.10	05.12								
	2.0 D4	130		10.10	05.12								
	2.0 FlexiFuel	107		01.10	05.12								
	2.0 i	107		10.06	05.12								
	2.4	103		04.04	05.12								
	2.4	125		04.04	05.12								
	2.4 AWD	125		08.06	05.12								
	2.4 D5	132		03.06	05.12								
	2.4 Tdi	120		05.07	05.12								
	2.5 T5	162		04.04	05.12								
	2.5 T5	169		03.07	05.12								
	2.5 T5 AWD	162		04.04	05.12								
	2.5 T5 AWD	169		03.07	05.12								
	1.6 D	80		04.07	05.12	24.0111-0158.1	411158					280 11,0 9,0 +B	
	1.6 D	81		01.05	05.12	24.0311-0158.1	511158					280 11,0 9,0 +B PD	
	1.6 D2	84		01.10	05.12								
	1.6 i	74		01.05	05.12								
	1.8	92		04.04	05.12								
	1.8 FlexiFuel	92		04.07	05.12								
	2.0 D	100		04.04	05.12								
	2.0 D3	110		10.10	05.12								
	2.0 D4	130		10.10	05.12								
	2.0 FlexiFuel	107		01.10	05.12								
	2.0 i	107		10.06	05.12								
	2.4	103		04.04	05.12								
	2.4	125		04.04	05.12								
	2.4 AWD	125		08.06	05.12								
	2.4 D5	132		03.06	05.12								
	2.4 Tdi	120		05.07	05.12								
	2.5 T5	162		04.04	05.12								
	2.5 T5	169		03.07	05.12								
	2.5 T5 AWD	162		04.04	05.12								
	2.5 T5 AWD	169		03.07	05.12								
	1.6 D	80		04.07	05.12	24.0711-6220.3	360256	2				Radsensor	
	1.6 D	81		01.05	05.12								
	1.6 i	74		01.05	05.12								
	1.8	92		04.04	05.12								
	1.8 FlexiFuel	92		04.07	05.12								
	2.0 D	100		04.04	05.12								
	2.4	103		04.04	05.12								
	2.4	125		04.04	05.12								
	2.4 D5	132		03.06	05.12								
	2.4 Tdi	120		05.07	05.12								
	2.5 T5	162		04.04	05.12								
	2.5 T5	169		03.07	05.12								
	2.5 T5 AWD	162		04.04	05.12	24.0711-6144.3	360137	2				Radsensor	
	2.5 T5 AWD	169		03.07	05.12								
	1.6 D2	84		01.10	05.12	24.0711-6221.3	360258	2				Radsensor	
	2.0 D3	110		10.10	05.12								
	2.0 D4	130		10.10	05.12								
	2.0 FlexiFuel	107		01.10	05.12								
	2.0 i	107		10.06	05.12								
VOLVO V60 (10-)													
	1.6 DRiVe	84		06.11		13.0460-7228.2	607228			+ 16" Rad ²⁾		24123 20,3 +	ATE
	2.0 T	149		11.10		13.0470-7228.2	LD7228			+ 16" Rad ²⁾		24123 20,3 +	ATE
	2.4 D5	158		06.11									
	2.4 D5 AWD	158		06.11									
	2.4 D6 Plug-in-Hybrid	158		11.12									
	D 3	100		10.12									
	D 3	120		11.10									
	D 5	151		11.10									
	D 5 AWD	151		11.10									
	T3	110		11.10									
	T4	132		11.10									
	T4F	132		04.11									
	T5	177		11.10									

¹⁾ replaces pad with springs / sostituisce la guarnizione con molle / remplace la garniture avec ressorts / sustituye guarnición con resortes

²⁾ + 16" wheel / + ruota 16" / + roue 16" / + rueda 16"

VOLVO V60 (10-)		kW		
	T 6 AWD	224			11.10			13.0460-7228.2	607228		+ 16" Rad ¹⁾	24123 20,3 +	ATE				
	1.6 DRIVE	84			06.11			13.0460-7243.2	607243		+ 17" Rad ²⁾	24142 20,6 +	ATE				
	2.0 T	149			11.10			13.0470-7243.2	LD7243		+ 17" Rad ²⁾	24142 20,6 +	ATE				
	2.4 D5	158			06.11												
	2.4 D5 AWD	158			06.11												
	2.4 D6 Plug-in-Hybrid	158			11.12												
	D 3	100			11.12												
	D 3	120			11.10												
	D 5	151			11.10												
	D 5 AWD	151			11.10												
	T3	110			11.10												
	T4	132			11.10												
	T4F	132			04.11												
	T5	177			11.10												
	T 6 AWD	224			11.10			13.0460-7243.2	607243		+ 17" Rad ²⁾	24142 20,6 +	ATE				
	1.6 DRIVE	84	54071		06.11			24.0128-0154.1	428154		+ 16" Rad ¹⁾	300 28,0 26,0 V L +S +B					
	2.0 T	149	54071		11.10												
	2.4 D5	158	54071		06.11												
	2.4 D5 AWD	158	54071		06.11												
	2.4 D6 Plug-in-Hybrid	158	54071		11.12												
	D 3	100	54071		10.12												
	D 3	120	54071		11.10												
	D 5	151	54071		11.10												
	D 5 AWD	151	54071		11.10												
	T 6 AWD	224	54071		11.10												
	T3	110	54071		11.10												
	T4	132	54071		11.10												
	T4F	132	54071		04.11												
	T5	177	54071		11.10												
	1.6 DRIVE	84			06.11			24.0128-0162.1	428162		+ 17" Rad ²⁾	316 28,0 26,0 V L +S +B					
	2.0 T	149			11.10												
	2.4 D5	158			06.11												
	2.4 D5 AWD	158			06.11												
	2.4 D6 Plug-in-Hybrid	158			11.12												
	D 3	100			10.12												
	D 3	120			11.10												
	D 5	151			11.10												
	D 5 AWD	151			11.10												
	T 6 AWD	224			11.10												
	T3	110			11.10												
	T4	132			11.10												
	T4F	132			04.11												
	T5	177			11.10												
	1.6 DRIVE	84			06.11			24.0711-5198.3	360239			Radsensor					
	2.0 T	149			11.10			24.0711-5241.3	360319			Radsensor					
	2.4 D5	158			06.11												
	2.4 D5 AWD	158			06.11												
	2.4 D6 Plug-in-Hybrid	158			11.12												
	D 3	100			10.12												
	D 3	120			11.10												
	D 5	151			11.10												
	D 5 AWD	151			11.10												
	T 6 AWD	224			11.10												
	T3	110			11.10												
	T4	132			11.10												
	T4F	132			04.11												
	T5	177			11.10												
	1.6 DRIVE	84			06.11			13.0460-2722.2	602722		-  	24496 17,3 /Zub/S	LUC				
	2.0 T	149			11.10			13.0470-2722.2	LD2722		-  	24496 17,3 /Zub/S	LUC				
	2.4 D5	158			06.11												
	2.4 D5 AWD	158			06.11												
	2.4 D6 Plug-in-Hybrid	158			11.12												
	D 3	100			10.12												
	D 3	120			11.10												
	D 5	151			11.10												
	D 5 AWD	151			11.10												
	T 6 AWD	224			11.10												
	T3	110			11.10												
	T4	132			11.10												
	T4F	132			04.11												
	T5	177			11.10												
	2.4 D5	158			06.11			13.0460-2736.2	602736			24496 17,3 /Zub/S	LUC				
	2.4 D5 AWD	158			06.11												
	2.4 D6 Plug-in-Hybrid	158			11.12												
	2.4 D5	158			06.11												
	2.4 D5 AWD	158			06.11												
	2.4 D6 Plug-in-Hybrid	158			11.12												
	1.6 DRIVE	84			06.11			24.0111-0147.1	411147		- belüftete Scheiben ⁵⁾	302 11,0 9,0 +B					
	2.0 T	149			11.10			24.0122-0259.1	422259		+ belüftete Scheiben ⁴⁾	302 22,0 20,0 V L +B					
	2.4 D5	158			06.11												
	2.4 D5 AWD	158			06.11												
	2.4 D6 Plug-in-Hybrid	158			11.12												
	D 3	100			10.12												
	D 3	120			11.10												
	D 5	151			11.10												
	D 5 AWD	151			11.10												
	T 6 AWD	224			11.10												
	T3	110			11.10												
	T4	132			11.10												

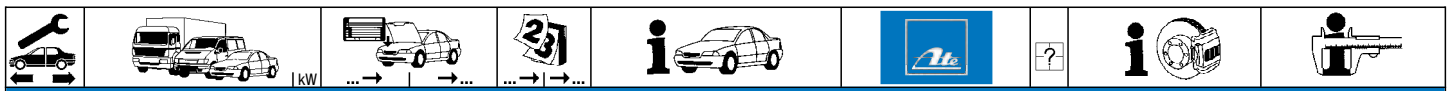
¹⁾ + 16" wheel / + ruota 16" / + roue 16" / + rueda 16"

²⁾ + 17" wheel / + ruota 17" / + roue 17" / + rueda 17"

³⁾ + solid discs / + dischi massiccio / + disques massive / + disco macizo

⁴⁾ + ventilated discs / + dischi ventilati / + disques ventilés / + disco ventilado

⁵⁾ - ventilated discs / - dischi ventilati / - disques ventilés / - disco ventilado

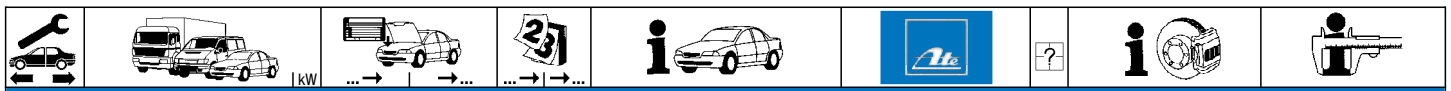


VOLVO V60 (10-)										
	T4F T5	132 177		04.11 11.10		24.0111-0147.1 24.0122-0259.1	411147 422259		- belüftete Scheiben ¹⁾ + belüftete Scheiben ²⁾	302 11,0 9,0 +B 302 22,0 20,0 V L +B
	1.6 DRIVE 2.0 T 2.4 D5 2.4 D5 AWD 2.4 D6 Plug-in-Hybrid D 3 D 3 D 5 D 5 AWD T 6 AWD T3 T4 T4F T5	84 149 158 158 158 100 120 151 151 224 110 132 132 177		06.11 11.10 06.11 06.11 11.12 10.12 11.10 11.10 11.10 11.10 11.10 11.10 04.11 11.10		24.0711-6196.3	360248	2		Radsensor

VOLVO V70 I (97-00)										
	2.0 2.0 2.0 20V 2.0 20V 2.0 T 2.3 AWD 2.3 T5 AWD 2.4 2.4 2.4 AWD 2.4 Bi-Fuel 2.4 T 2.5 2.5 2.5 Bi-Fuel 2.5 T AWD 2.5 TDI	93 105 120 132 155 176 103 125 121 103 142 106 121 106 142 103		01.97 01.97 01.97 01.97 01.97 04.97 01.97 08.99 01.97 10.98 08.99 01.97 01.97 06.98 10.98 01.97 01.97 03.00	03.00 03.00 03.00 03.00 03.00 09.98 03.00 03.00 03.00 05.99 03.00 03.00 03.00 03.00 08.99 03.00 03.00 03.00 03.00	13.0460-7053.2 13.0470-7053.2	607053 LD7053			21273 19,5 +/WE 21273 19,5 +/WE ATE ATE
	2.0 T 2.0 T AWD 2.3 T 2.3 T AWD 2.3 T5 2.5 AWD	166 166 184 184 176 195		01.97 01.97 01.97 04.97 01.97 03.99	03.00 03.00 03.00 03.00 03.00 03.00	13.0460-7053.2	607053			21273 19,5 +/WE ATE
	2.0 2.0 2.0 20V 2.0 20V 2.0 T 2.0 T 2.0 T AWD 2.3 AWD 2.3 T 2.3 T AWD 2.3 T5 2.3 T5 AWD 2.4 2.4 2.4 AWD 2.4 Bi-Fuel 2.4 T 2.5 2.5 2.5 AWD 2.5 Bi-Fuel 2.5 T AWD 2.5 TDI	93 105 120 132 155 166 166 184 184 176 176 103 125 121 103 142 106 121 195 106 142 103		01.97 01.97 01.97 01.97 01.97 01.97 01.97 04.97 01.97 04.97 01.97 01.97 08.99 01.97 10.98 08.99 01.97 01.97 06.98 03.99 10.98 01.97 01.97	03.00 03.00 03.00 03.00 03.00 03.00 03.00 09.98 03.00 03.00 03.00 03.00 03.00 03.00 03.00 05.99 03.00 03.00 03.00 03.00 03.00 08.99 03.00 03.00	24.0126-0102.1	426102		+ 15" Rad ³⁾	280 26,0 23,0 V +B
	2.0 2.0 2.0 20V 2.0 20V 2.0 T 2.0 T 2.0 T AWD 2.3 AWD 2.3 T 2.3 T AWD 2.3 T5 2.3 T5 AWD 2.4 2.4 2.4 AWD 2.4 Bi-Fuel 2.4 T 2.5 2.5 2.5 AWD 2.5 Bi-Fuel 2.5 T AWD 2.5 TDI	93 105 120 132 155 166 166 184 184 176 176 103 125 121 103 142 106 121 195 106 142 103		01.97 01.97 01.97 01.97 01.97 01.97 01.97 04.97 01.97 04.97 01.97 01.97 08.99 01.97 10.98 08.99 01.97 01.97 06.98 03.99 10.98 01.97 01.97	03.00 03.00 03.00 03.00 03.00 03.00 03.00 09.98 03.00 03.00 03.00 03.00 03.00 03.00 03.00 05.99 03.00 03.00 03.00 03.00 03.00 08.99 03.00 03.00	24.0126-0107.1 24.0326-0107.1	426107 526107		+ 16" Rad ⁴⁾ + 16" Rad ⁴⁾	302 26,0 23,0 V L +B 302 26,0 23,0 V L +B PD

1) - ventilated discs / - dischi ventilati / - disques ventilés / - disco ventilado
 2) + ventilated discs / + dischi ventilati / + disques ventilés / + disco ventilado
 3) + 15" wheel / + ruota 15" / + roue 15" / + rueda 15"
 4) + 16" wheel / + ruota 16" / + roue 16" / + rueda 16"



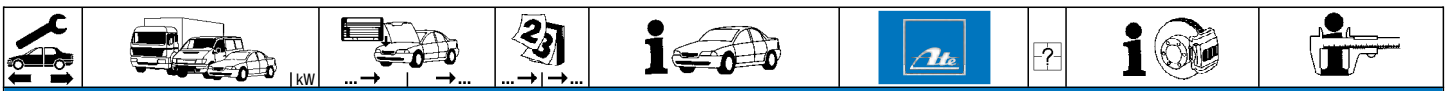


VOLVO V70 I (97-00)

	2.5 TDI	103		01.97	03.00		24.0126-0107.1 24.0326-0107.1	426107 526107	+ 16" Rad ¹⁾ + 16" Rad ¹⁾	302 26,0 23,0 V L +B 302 26,0 23,0 V L +B PD
	2.0	93		01.97	12.98		24.0711-1146.1	360060	2	Radsensor
	2.0	105		01.97	12.98					
	2.0 20V	120		01.97	12.98					
	2.0 20V	132		01.97	12.98					
	2.0 T	155		01.97	12.98					
	2.0 T	166		01.97	12.98					
	2.0 T AWD	166		01.97	12.98					
	2.3 AWD			04.97	12.98					
	2.3 T	184		01.97	12.98					
	2.3 T AWD	184		04.97	12.98					
	2.3 T5	176		01.97	12.98					
	2.3 T5 AWD	176		01.97	12.98					
	2.4	125		01.97	12.98					
	2.4 AWD	121		10.98	12.98					
	2.4 T	142		01.97	12.98					
	2.5	106		01.97	12.98					
	2.5	121		06.98	12.98					
	2.5 Bi-Fuel	106		10.98	12.98					
	2.5 T AWD	142		01.97	12.98					
	2.5 TDI	103		01.97	12.98					
	2.0	93		01.99	03.00		24.0711-6011.3	360120	2	Radsensor L=1000
	2.0	105		01.99	03.00					
	2.0 20V	120		01.99	03.00					
	2.0 20V	132		01.99	03.00					
	2.0 T	155		01.99	03.00					
	2.0 T	166		01.99	03.00					
	2.3 AWD			01.99	05.99					
	2.3 T	184		01.99	03.00					
	2.3 T5	176		01.99	03.00					
	2.4	103		08.99	03.00					
	2.4	125		01.99	03.00					
	2.4 AWD	121		01.99	05.99					
	2.4 Bi-Fuel	103		08.99	03.00					
	2.4 T	142		01.99	03.00					
	2.5	106		01.99	03.00					
	2.5	121		01.99	03.00					
	2.5 AWD	195		03.99	03.00					
	2.5 Bi-Fuel	106		01.99	08.99					
	2.5 T AWD	142		01.99	03.00					
	2.5 TDI	103		01.99	03.00					
	2.0	93		01.97	12.99		13.0460-4044.2	604044		20755 15,1 ATE
	2.0	105		01.97	12.99		13.0470-4044.2	LD4044		20755 15,1 ATE
	2.0 20V	120		01.97	12.99					
	2.0 20V	132		01.97	12.99					
	2.0 T	155		01.97	12.99					
	2.0 T	166		01.97	12.99					
	2.3 AWD			04.97	09.98					
	2.3 T	184		01.97	12.99					
	2.3 T5	176		01.97	12.99					
	2.4	103		08.99	12.99					
	2.4	125		01.97	12.99					
	2.4 AWD	121		10.98	05.99					
	2.4 Bi-Fuel	103		08.99	12.99					
	2.4 T	142		01.97	12.99					
	2.5	106		01.97	12.99					
	2.5	121		06.98	12.99					
	2.5 Bi-Fuel	106		10.98	08.99					
	2.5 TDI	103		01.97	12.99					
	2.0 T AWD	166		01.97	12.99		13.0460-2935.2	602935		21385 13,0 /S LUC
	2.3 T AWD	184		04.97	12.99					
	2.3 T5 AWD	176		01.97	12.99					
	2.5 AWD	195		03.99	12.99					
	2.5 T AWD	142		01.97	12.99					
	2.0	93		01.00	03.00		13.0460-7135.2	607135		23076 17,5 + ATE
	2.0	105		01.00	03.00		13.0470-7135.2	LD7135		23076 17,5 + ATE
	2.0 20V	120		01.00	03.00					
	2.0 20V	132		01.00	03.00					
	2.0 T	155		01.00	03.00					
	2.0 T	166		01.00	03.00					
	2.0 T AWD	166		01.00	03.00					
	2.3 T	184		01.00	03.00					
	2.3 T AWD	184		01.00	03.00					
	2.3 T5	176		01.00	03.00					
	2.3 T5 AWD	176		01.00	03.00					
	2.4	103		01.00	03.00					
	2.4	125		01.00	03.00					
	2.4 Bi-Fuel	103		01.00	03.00					
	2.4 T	142		01.00	03.00					
	2.5	106		01.00	03.00					
	2.5	121		01.00	03.00					
	2.5 AWD	195		01.00	03.00					
	2.5 T AWD	142		01.00	03.00					
	2.5 TDI	103		01.00	03.00					

¹⁾ + 16" wheel / + ruota 16" / + roue 16" / + rueda 16"






































VOLVO V70 I (97-00)

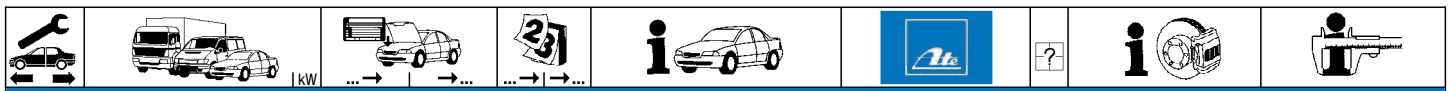
	2.0	93		01.97	03.00	24.0110-0214.1	410214		295 9,6 8,4 +B
	2.0	105		01.97	03.00				
	2.0 20V	120		01.97	03.00				
	2.0 20V	132		01.97	03.00				
	2.0 T	155		01.97	03.00				
	2.0 T	166		01.97	03.00				
	2.0 T AWD	166		01.97	03.00				
	2.3 AWD			04.97	09.98				
	2.3 T	184		01.97	03.00				
	2.3 T AWD	184		04.97	03.00				
	2.3 T5	176		01.97	03.00				
	2.3 T5 AWD	176		01.97	03.00				
	2.4	103		08.99	03.00				
	2.4	125		01.97	03.00				
	2.4 AWD	121		10.98	05.99				
	2.4 Bi-Fuel	103		08.99	03.00				
	2.4 T	142		01.97	03.00				
	2.5	106		01.97	03.00				
	2.5	121		06.98	03.00				
	2.5 AWD	195		03.99	03.00				
2.5 Bi-Fuel	106		10.98	08.99					
2.5 T AWD	142		01.97	03.00					
2.5 TDI	103		01.97	03.00					
2.0 T AWD	166	587043	01.97		24.0110-0292.1	410292		283 10,0 8,0	
2.3 T AWD	184	587043	04.97						
2.3 T5 AWD	176	587043	01.97						
2.5 T AWD	142	587043	01.97						
2.0 T AWD	166	587044		03.00	24.0112-0165.1	412165		288 12,0 10,0 +B	
2.3 T AWD	184	587044		03.00					
2.3 T5 AWD	176	587044		03.00					
2.5 AWD	195		03.99	03.00					
2.5 T AWD	142	587044		03.00					
	2.0	93		01.97	12.98	24.0741-1105.1	360195	1	Radsensor L=1220/1840
	2.0	105		01.97	12.98				
	2.0 20V	120		01.97	12.98				
	2.0 20V	132		01.97	12.98				
	2.0 T	155		01.97	12.98				
	2.0 T	166		01.97	12.98				
	2.0 T AWD	166		01.97	12.98				
	2.3 AWD			04.97	09.98				
	2.3 T	184		01.97	12.98				
	2.3 T AWD	184		04.97	12.98				
	2.3 T5	176		01.97	12.98				
	2.3 T5 AWD	176		01.97	12.98				
	2.4	125		01.97	12.98				
	2.4 AWD	121		10.98	12.98				
	2.4 T	142		01.97	12.98				
	2.5	106		01.97	12.98				
	2.5	121		06.98	12.98				
	2.5 Bi-Fuel	106		10.98	12.98				
	2.5 T AWD	142		01.97	12.98				
	2.5 TDI	103		01.97	12.98				
2.0	93		01.99	03.00	24.0711-5025.3	360234	1	Radsensor L=1215/1855	
2.0	105		01.99	03.00					
2.0 20V	120		01.99	03.00					
2.0 20V	132		01.99	03.00					
2.0 T	155		01.99	03.00					
2.0 T	166		01.99	03.00					
2.3 T	184		01.99	03.00					
2.3 T5	176		01.99	03.00					
2.4	103		08.99	03.00					
2.4	125		01.99	03.00					
2.4 AWD	121		01.99	05.99					
2.4 Bi-Fuel	103		08.99	03.00					
2.4 T	142		01.99	03.00					
2.5	106		01.99	03.00					
2.5	121		01.99	03.00					
2.5 Bi-Fuel	106		01.99	08.99					
2.5 TDI	103		01.99	03.00					
2.0 T AWD	166		01.99	03.00	24.0711-6012.3	360276	2	Radsensor L=1720/1345	
2.3 T AWD	184		01.99	03.00					
2.3 T5 AWD	176		01.99	03.00					
2.5 AWD	195		03.99	03.00					
2.5 T AWD	142		01.99	03.00					
	2.0	93		01.97	03.00	03.0137-0260.2	650260		178 x 25 Einbausatz
	2.0	105		01.97	03.00				
	2.0 20V	120		01.97	03.00				
	2.0 20V	132		01.97	03.00				
	2.0 T	155		01.97	03.00				
	2.0 T	166		01.97	03.00				
	2.3 AWD			04.97	09.98				
	2.3 T	184		01.97	03.00				
	2.3 T5	176		01.97	03.00				
	2.4	103		08.99	03.00				
	2.4	125		01.97	03.00				
	2.4 AWD	121		10.98	05.99				
	2.4 Bi-Fuel	103		08.99	03.00				



													
VOLVO V70 I (97-00)													
	2.4 T	142		01.97	03.00		03.0137-0260.2	650260	178 x 25 Einbausatz				
	2.5	106		01.97	03.00		03.0137-9176.2	669176					
	2.5	121		06.98	03.00								
	2.5 Bi-Fuel	106		10.98	08.99								
	2.5 TDI	103		01.97	03.00								
	2.0 T AWD	166		01.97	03.00		03.0137-0449.2	650449		178 x 25			
	2.3 T AWD	184		04.97	03.00								
2.3 T5 AWD	176		01.97	03.00									
2.5 AWD	195		03.99	03.00									
2.5 T AWD	142		01.97	03.00									
VOLVO V70 II (00-07)													
	2.0 T	132		07.01	07.07		13.0460-7145.2	607145	- 17" Rad ¹⁾	23073 18,8 + 23073 18,8 +	ATE ATE		
	2.3	195		10.00	09.04		13.0470-7145.2	LD7145	- 17" Rad ¹⁾				
	2.4	103		03.00	07.07								
	2.4 4X4	121		03.00	09.03								
	2.4 Bi-Fuel	103		09.01	07.07								
	2.4 D	93		05.05	07.07								
	2.4 D	96		12.01	07.07								
	2.4 D5	120		08.01	07.07								
	2.4 D5	136		12.05	07.07								
	2.4 D5 AWD	120		03.03	07.07								
	2.4 D5 AWD	136		12.05	07.07								
	2.4 T	147		03.00	07.07								
	2.4 T AWD	147		09.01	07.07								
	2.5 T	154		04.04	07.07								
	2.5 T AWD	154		09.02	07.07								
	2.5 TDI	103		03.00	07.07								
	2.3 T5	184		03.00	07.07		13.0460-7145.2	607145	- 17" Rad ¹⁾			23073 18,8 +	ATE
	2.4 T5	191		04.04	07.07								
	2.0 T	132		07.01	07.07		13.0460-7187.2	607187	+ 17" Rad ²⁾			23950 19,5 + 23950 19,5 +	ATE ATE
	2.3	195		10.00	09.04		13.0470-7187.2	LD7187	+ 17" Rad ²⁾				
	2.3 T5	184		03.00	07.07								
	2.4	103		03.00	07.07								
	2.4 4X4	121		03.00	09.03								
	2.4 Bi-Fuel	103		09.01	07.07								
	2.4 D	93		05.05	07.07								
2.4 D	96		12.01	07.07									
2.4 D5	120		08.01	07.07									
2.4 D5	136		12.05	07.07									
2.4 D5 AWD	120		03.03	07.07									
2.4 D5 AWD	136		12.05	07.07									
2.4 T	147		03.00	07.07									
2.4 T AWD	147		09.01	07.07									
2.4 T5	191		04.04	07.07									
2.5 T	154		04.04	07.07									
2.5 T AWD	154		09.02	07.07									
2.5 TDI	103		03.00	07.07									
R 2.5 T AWD	221		03.03	07.07		13.0460-4804.2	604804		23092 15,6	BRE			
	2.0 T	132		07.01	07.07		24.0126-0122.1	426122	+ 15" Rad ³⁾	286 26,0 23,0 V +B 305 27,9 25,0 V +B 305 27,9 25,0 V +B PD 320 28,0 25,0 V L +B			
	2.3	195		10.00	09.04		24.0128-0123.1	428123	+ 16" Rad ⁴⁾				
	2.3 T5	184		03.00	07.07		24.0328-0123.1	528123	+ 16" Rad ⁴⁾				
	2.4	103		03.00	07.07		24.0128-0184.1	428184	+ 17" Rad ²⁾				
	2.4	103		03.00	07.07								
	2.4 4X4	121		03.00	09.03								
	2.4 Bi-Fuel	103		09.01	07.07								
	2.4 D	93		05.05	07.07								
	2.4 D	96		12.01	07.07								
	2.4 D5	120		08.01	07.07								
	2.4 D5	136		12.05	07.07								
	2.4 D5 AWD	120		03.03	07.07								
	2.4 D5 AWD	136		12.05	07.07								
	2.4 T	147		03.00	07.07								
	2.4 T AWD	147		09.01	07.07								
2.4 T5	191		04.04	07.07									
2.5 T	154		04.04	07.07									
2.5 T AWD	154		09.02	07.07									
2.5 TDI	103		03.00	07.07									
	2.0 T	132		07.01	07.07		24.0711-6214.3	360230		Radsensor L=965 Radsensor L=1085			
	2.3	195		10.00	09.04		24.0711-6211.3	360233					
	2.3 T5	184		03.00	07.07								
	2.4	103		03.00	07.07								
	2.4 4X4	121		03.00	09.03								
	2.4 Bi-Fuel	103		09.01	07.07								
	2.4 D	93		05.05	07.07								
	2.4 D	96		12.01	07.07								
	2.4 D5	120		08.01	07.07								
	2.4 D5	136		12.05	07.07								
2.4 D5 AWD	120		03.03	07.07									
2.4 D5 AWD	136		12.05	07.07									
2.4 T	147		03.00	07.07									
2.4 T AWD	147		09.01	07.07									
2.4 T5	191		04.04	07.07									
2.5 T	154		04.04	07.07									

1) - 17" wheel / - ruota 17" / - roue 17" / - rueda 17"
2) + 17" wheel / + ruota 17" / + roue 17" / + rueda 17"
3) + 15" wheel / + ruota 15" / + roue 15" / + rueda 15"
4) + 16" wheel / + ruota 16" / + roue 16" / + rueda 16"

										
VOLVO V70 II (00-07)										
	2.5 T AWD 2.5 TDI R 2.5 T AWD	154 103 221		09.02 03.00 03.03	07.07 07.07 07.07	24.0711-6214.3 24.0711-6211.3	360230 360233	 	Radsensor L=965 Radsensor L=1085	
	2.0 T 2.3 2.3 T5 2.4 2.4 2.4 4X4 2.4 Bi-Fuel 2.4 D 2.4 D 2.4 D5 2.4 D5 2.4 D5 AWD 2.4 D5 AWD 2.4 T 2.4 T AWD 2.4 T AWD 2.4 T5 2.5 T 2.5 T AWD 2.5 TDI R 2.5 T AWD	132 195 184 103 121 103 93 96 120 136 120 136 147 147 191 154 154 103 221		07.01 10.00 03.00 03.00 03.00 03.00 09.01 05.05 12.01 08.01 12.05 03.03 12.05 03.00 09.01 04.04 04.04 09.02 03.00 03.03	07.07 09.04 07.07 07.07 07.07 09.03 07.07 07.07 07.07 07.07 07.07 07.07 07.07 07.07 07.07 07.07 07.07 07.07 07.07 07.07 07.07	13.0460-7135.2 13.0470-7135.2	607135 LD7135		23076 17,5 + 23076 17,5 +	ATE ATE
	2.0 T 2.3 2.3 T5 2.4 2.4 2.4 4X4 2.4 Bi-Fuel 2.4 D 2.4 D 2.4 D5 2.4 D5 2.4 D5 AWD 2.4 D5 AWD 2.4 T 2.4 T AWD 2.4 T AWD 2.4 T5 2.5 T 2.5 T AWD 2.5 TDI	132 195 184 103 121 103 93 96 120 136 120 136 147 147 191 154 154 103		07.01 10.00 03.00 03.00 03.00 09.01 05.05 12.01 08.01 12.05 03.03 12.05 03.00 09.01 04.04 04.04 09.02 03.00	07.07 09.04 07.07 07.07 07.07 09.03 07.07 07.07 07.07 07.07 07.07 07.07 07.07 07.07 07.07 07.07 07.07 07.07	24.0112-0151.1 24.0312-0151.1	412151 512151		288 11,9 10,0 +B 288 11,9 10,0 +B PD	BRE
	2.0 T 2.3 2.3 T5 2.4 2.4 2.4 4X4 2.4 Bi-Fuel 2.4 D 2.4 D 2.4 D5 2.4 D5 2.4 D5 AWD 2.4 D5 AWD 2.4 T 2.4 T AWD 2.4 T AWD 2.4 T5 2.5 T 2.5 T AWD 2.5 TDI R 2.5 T AWD	132 195 184 103 121 103 93 96 120 136 120 136 147 147 191 154 154 103 221		07.01 10.00 03.00 03.00 03.00 09.01 05.05 12.01 08.01 12.05 03.03 12.05 03.00 09.01 04.04 04.04 09.02 03.00 03.03	07.07 09.04 07.07 07.07 07.07 09.03 07.07 07.07 07.07 07.07 07.07 07.07 07.07 07.07 07.07 07.07 07.07 07.07	24.0711-6212.3 24.0711-6213.3	360249 360250	 	Radsensor L=1255 Radsensor L=1255	
	2.0 T 2.3 2.3 T5 2.4 2.4 2.4 4X4 2.4 Bi-Fuel 2.4 D 2.4 D 2.4 D5 2.4 D5 2.4 D5 AWD 2.4 D5 AWD 2.4 T 2.4 T AWD 2.4 T AWD 2.4 T5 2.5 T 2.5 T AWD 2.5 TDI R 2.5 T AWD	132 195 184 103 121 103 93 96 120 136 120 136 147 147 191 154 154 103 221		07.01 10.00 03.00 03.00 03.00 09.01 05.05 12.01 08.01 12.05 03.03 12.05 03.00 09.01 04.04 04.04 09.02 03.00 03.03	07.07 09.04 07.07 07.07 07.07 09.03 07.07 07.07 07.07 07.07 07.07 07.07 07.07 07.07 07.07 07.07 07.07 07.07	03.0137-0450.2 03.0137-9283.2	650450 669283		178 x 25 Einbausatz	



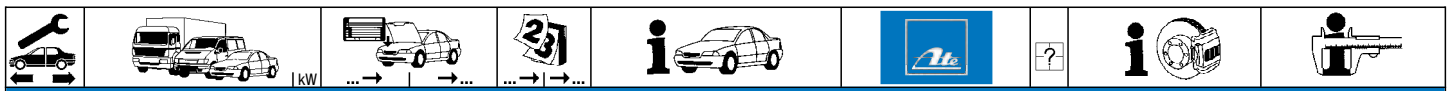
VOLVO V70 III (07-)

	1.6 DRIVE		01.10	13.0460-7228.2	607228	+ 16" Rad ¹⁾	24123 20,3 +	ATE
	1.6 T4F	132	01.11	13.0470-7228.2	LD7228	+ 16" Rad ¹⁾	24123 20,3 +	ATE
	2.0	107	10.07					
	2.0 D	100	10.07					
	2.0 D3	100	05.12					
	2.0 D3	120	03.10					
	2.0 D4	120	01.13					
	2.0 FlexiFuel	107	09.07					
	2.0 T	149	01.10					
	2.4 D	120	08.07					
	2.4 D	129	10.09					
	2.4 D4 AWD	120	01.13					
	2.4 D5	136	08.07					
	2.4 D5	151	12.09					
	2.4 D5	158	06.11					
	2.4 D5 AWD	136	10.07					
	2.4 D5 AWD	151	12.09					
	2.4 D5 AWD	158	06.11					
	2.5 T	147	08.07					
	2.5 T	170	10.09					
2.5 T FlexiFuel	147	04.08						
2.5 T FlexiFuel	170	10.09						
3.0 T6 AWD	210	08.07						
3.0 T6 AWD	224	04.11						
3.2	175	08.07						
3.2 AWD	175	08.07						
T4	132	10.10						
T5	177	01.10						
	1.6 DRIVE		01.10	13.0460-7243.2	607243	+ 17"/18" Rad ²⁾	24142 20,6 +	ATE
	1.6 T4F	132	01.11	13.0470-7243.2	LD7243	+ 17"/18" Rad ²⁾	24142 20,6 +	ATE
	2.0	107	10.07					
	2.0 D	100	10.07					
	2.0 D3	100	05.12					
	2.0 D3	120	03.10					
	2.0 D4	120	01.13					
	2.0 FlexiFuel	107	09.07					
	2.0 T	149	01.10					
	2.4 D	120	08.07					
	2.4 D	129	10.09					
	2.4 D4 AWD	120	01.13					
	2.4 D5	136	08.07					
	2.4 D5	151	12.09					
	2.4 D5	158	06.11					
	2.4 D5 AWD	136	10.07					
	2.4 D5 AWD	151	12.09					
	2.4 D5 AWD	158	06.11					
	2.5 T	147	08.07					
	2.5 T	170	10.09					
2.5 T FlexiFuel	147	04.08						
2.5 T FlexiFuel	170	10.09						
3.0 T6 AWD	210	08.07						
3.0 T6 AWD	224	04.11						
3.2	175	08.07						
3.2 AWD	175	08.07						
T4	132	10.10						
T5	177	01.10						
	3.0 T6 AWD	210	08.07	13.0460-7243.2	607243	+ 18" Rad ³⁾	24142 20,6 +	ATE
	3.2	175	08.07					
	3.2 AWD	175	08.07					
	1.6 DRIVE		01.10	24.0128-0154.1	428154	+ 16" Rad ¹⁾	300 28,0 26,0 VL +S +B	
	1.6 T4F	132	01.11					
	2.0	107	10.07					
	2.0 D	100	10.07					
	2.0 D3	100	05.12					
	2.0 D3	120	03.10					
	2.0 D4	120	01.13					
	2.0 FlexiFuel	107	09.07					
	2.0 T	149	01.10					
	2.4 D	120	08.07					
	2.4 D	129	10.09					
	2.4 D4 AWD	120	01.13					
	2.4 D5	136	08.07					
	2.4 D5	151	12.09					
	2.4 D5	158	06.11					
	2.4 D5 AWD	136	10.07					
	2.4 D5 AWD	151	12.09					
	2.4 D5 AWD	158	06.11					
	2.5 T	147	08.07					
	2.5 T	170	10.09					
2.5 T FlexiFuel	147	04.08						
2.5 T FlexiFuel	170	10.09						
3.0 T6 AWD	210	08.07						
3.0 T6 AWD	224	04.11						
3.2	175	08.07						
3.2 AWD	175	08.07						
T4	132	10.10						
T5	177	01.10						

¹⁾ + 16" wheel / + ruota 16" / + roue 16" / + rueda 16"

²⁾ + 17"/18" wheel / + ruota 17"/18" / + roue 17"/18" / + rueda 17"/18"

³⁾ + 18" wheel / + ruota 18" / + roue 18" / + rueda 18"



VOLVO V70 III (07-)

	1.6 DRIVE		01.10	24.0128-0162.1	428162	+ 17" Rad ¹⁾	316 28,0 26,0 VL +S +B
	1.6 T4F	132	01.11				
	2.0	107	10.07				
	2.0 D	100	10.07				
	2.0 D3	100	05.12				
	2.0 D3	120	03.10				
	2.0 D4	120	01.13				
	2.0 FlexiFuel	107	09.07				
	2.0 T	149	01.10				
	2.4 D	120	08.07				
	2.4 D	129	10.09				
	2.4 D4 AWD	120	01.13				
	2.4 D5	136	08.07				
	2.4 D5	151	12.09				
	2.4 D5	158	06.11				
	2.4 D5 AWD	136	10.07				
	2.4 D5 AWD	151	12.09				
	2.4 D5 AWD	158	06.11				
	2.5 T	147	08.07				
	2.5 T	170	10.09				
2.5 T FlexiFuel	147	04.08					
2.5 T FlexiFuel	170	10.09					
3.0 T6 AWD	210	08.07					
3.0 T6 AWD	224	04.11					
3.2	175	08.07					
3.2 AWD	175	08.07					
T4	132	10.10					
T5	177	01.10					
	1.6 DRIVE		01.10	24.0128-0210.1	428210	+ 18" Rad ²⁾	336 28,0 26,0 VL +S +B
	1.6 T4F	132	01.11				
	2.0	107	10.07				
	2.0 D	100	10.07				
	2.0 D3	100	05.12				
	2.0 D3	120	03.10				
	2.0 D4	120	01.13				
	2.0 FlexiFuel	107	09.07				
	2.0 T	149	01.10				
	2.4 D	120	08.07				
	2.4 D	129	10.09				
	2.4 D4 AWD	120	01.13				
	2.4 D5	136	08.07				
	2.4 D5	151	12.09				
	2.4 D5	158	06.11				
	2.4 D5 AWD	136	10.07				
	2.4 D5 AWD	151	12.09				
	2.4 D5 AWD	158	06.11				
	2.5 T	147	08.07				
	2.5 T	170	10.09				
2.5 T FlexiFuel	147	04.08					
2.5 T FlexiFuel	170	10.09					
3.0 T6 AWD	210	08.07					
3.0 T6 AWD	224	04.11					
3.2	175	08.07					
3.2 AWD	175	08.07					
T4	132	10.10					
T5	177	01.10					
	1.6 DRIVE		01.10	24.0711-5198.3	360239	2	Radsensor
	1.6 T4F	132	01.11				
	2.0	107	10.07				
	2.0 D	100	10.07				
	2.0 FlexiFuel	107	09.07				
	2.0 T	149	01.10				
	2.4 D	120	08.07				
	2.4 D	129	10.09				
	2.4 D5	136	08.07				
	2.4 D5	151	12.09				
	2.4 D5 AWD	136	10.07				
	2.4 D5 AWD	151	12.09				
	2.5 T	147	08.07				
	2.5 T	170	10.09				
	2.5 T FlexiFuel	147	04.08				
2.5 T FlexiFuel	170	10.09					
3.0 T6 AWD	210	08.07					
3.2	175	08.07					
3.2 AWD	175	08.07					
T4	132	10.10					
T5	177	01.10					
	2.0 D3	100	05.12	24.0711-5198.3	360239	2 - Kollisionswarnsystem ³⁾	Radsensor
	2.0 D3	120	03.10				
	2.0 D4	120	01.13				
	2.4 D4 AWD	120	01.13				
	2.4 D5	158	06.11				
	2.4 D5 AWD	158	06.11				
3.0 T6 AWD	224	04.11					
	2.0 D3	100	05.12	24.0711-5198.3	360239	+ Kollisionswarnsystem ⁴⁾	Radsensor
	2.0 D3	120	03.10				
	2.0 D4	120	01.13				
				24.0711-5241.3	360319	+ Kollisionswarnsystem ⁴⁾	Radsensor

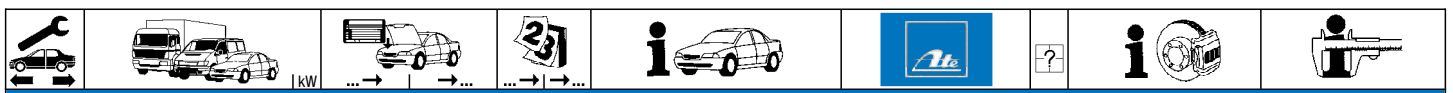
¹⁾ + 17" wheel / + ruota 17" / + roue 17" / + rueda 17"

²⁾ + 18" wheel / + ruota 18" / + roue 18" / + rueda 18"

³⁾ - collision warning system / - sistema anti-collosione / - système anticollision / - sistema anticollisión

⁴⁾ + collision warning system / + sistema anti-collosione / + système anticollision / + sistema anticollisión

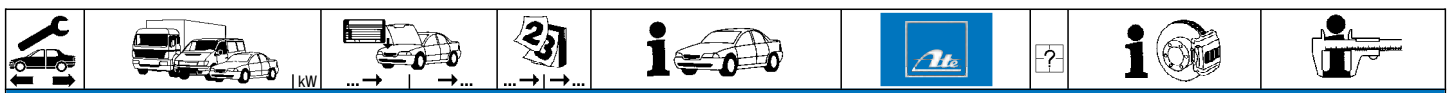




VOLVO V70 III (07-)

	2.4 D4 AWD 2.4 D5 2.4 D5 AWD 3.0 T6 AWD	120 158 158 224	01.13 06.11 06.11 04.11		24.0711-5198.3 24.0711-5241.3	360239 360319	+ Kollisionswarnsystem 1) + Kollisionswarnsystem 1)	Radsensor Radsensor
	1.6 DRIVE 1.6 T4F 2.0 2.0 D 2.0 D3 2.0 D3 2.0 D4 2.0 FlexiFuel 2.0 T 2.4 D 2.4 D 2.4 D4 AWD 2.4 D5 2.4 D5 2.4 D5 2.4 D5 AWD 2.4 D5 AWD 2.4 D5 AWD 2.5 T 2.5 T 2.5 T FlexiFuel 2.5 T FlexiFuel 3.0 T6 AWD 3.0 T6 AWD 3.2 3.2 AWD T4 T5	132 107 100 100 120 120 107 149 120 129 120 136 151 158 136 151 158 147 170 147 170 210 224 175 175 132 177	01.10 01.11 10.07 10.07 05.12 03.10 01.13 09.07 01.10 08.07 10.09 01.13 08.07 12.09 06.11 10.07 12.09 06.11 08.07 10.09 04.08 10.09 08.07 04.11 08.07 08.07 10.10 01.10		13.0460-2737.2 13.0460-2722.2 13.0470-2722.2	602737 602722 LD2722	+ mechanische Feststellbremse 2)	24537 15,8 /Zub/S LUC
	1.6 DRIVE 1.6 T4F 2.0 2.0 D 2.0 D3 2.0 D3 2.0 D4 2.0 FlexiFuel 2.0 T 2.4 D 2.4 D 2.4 D4 AWD 2.4 D5 2.4 D5 2.4 D5 AWD 2.4 D5 AWD 2.4 D5 AWD 2.5 T 2.5 T 2.5 T FlexiFuel 2.5 T FlexiFuel 3.0 T6 AWD 3.0 T6 AWD 3.2 3.2 AWD T4 T5	132 107 100 100 120 120 107 149 120 129 120 136 151 158 136 151 158 147 170 147 170 210 224 175 175 132 177	01.10 01.11 10.07 10.07 05.12 03.10 01.13 09.07 01.10 08.07 10.09 01.13 08.07 12.09 06.11 10.07 12.09 06.11 08.07 10.09 04.08 10.09 08.07 04.11 08.07 08.07 10.10 01.10	- belüftete Scheiben 3) - belüftete Scheiben 3) - belüftete Scheiben 3) - belüftete Scheiben 3) - belüftete Scheiben 3) - belüftete Scheiben 3) - belüftete Scheiben 3) - belüftete Scheiben 3) - belüftete Scheiben 3) - belüftete Scheiben 3) - belüftete Scheiben 3) - belüftete Scheiben 3) - belüftete Scheiben 3) - belüftete Scheiben 3) - belüftete Scheiben 3) - belüftete Scheiben 3) - belüftete Scheiben 3) - belüftete Scheiben 3) - belüftete Scheiben 3) - belüftete Scheiben 3) - belüftete Scheiben 3) - belüftete Scheiben 3) - belüftete Scheiben 3) - belüftete Scheiben 3) - belüftete Scheiben 3) - belüftete Scheiben 3)	13.0460-2736.2	602736	+ elektrische Feststellbremse 4) + elektrische Feststellbremse 4)	24496 17,3 /Zub/S LUC 24496 17,3 /Zub/S LUC
	1.6 DRIVE 1.6 T4F 2.0 2.0 D 2.0 D3 2.0 D3 2.0 D4 2.0 FlexiFuel 2.0 T 2.4 D 2.4 D 2.4 D4 AWD 2.4 D5 2.4 D5 2.4 D5 AWD 2.4 D5 AWD 2.4 D5 AWD 2.5 T 2.5 T 2.5 T FlexiFuel 2.5 T FlexiFuel 3.0 T6 AWD 3.0 T6 AWD 3.2 3.2 AWD T4 T5	132 107 100 100 120 120 107 149 120 129 120 136 151 158 136 151 158 147 170 147 170 210 224 175 175 132 177	01.10 01.11 10.07 10.07 05.12 03.10 01.13 09.07 01.10 08.07 10.09 01.13 08.07 12.09 06.11 10.07 12.09 06.11 08.07 10.09 04.08 10.09 08.07 04.11 08.07 08.07 10.10 01.10	+ belüftete Scheiben 5) + belüftete Scheiben 5) + belüftete Scheiben 5) + belüftete Scheiben 5) + belüftete Scheiben 5) + belüftete Scheiben 5) + belüftete Scheiben 5) + belüftete Scheiben 5) + belüftete Scheiben 5) + belüftete Scheiben 5) + belüftete Scheiben 5) + belüftete Scheiben 5) + belüftete Scheiben 5) + belüftete Scheiben 5) + belüftete Scheiben 5) + belüftete Scheiben 5) + belüftete Scheiben 5) + belüftete Scheiben 5) + belüftete Scheiben 5) + belüftete Scheiben 5) + belüftete Scheiben 5) + belüftete Scheiben 5) + belüftete Scheiben 5) + belüftete Scheiben 5) + belüftete Scheiben 5) + belüftete Scheiben 5) + belüftete Scheiben 5)	13.0460-2736.2	602736	+ elektrische Feststellbremse 4)	24496 17,3 /Zub/S LUC

1) + collision warning system / + sistema anti-collosione / + système anticollision / + sistema anticollisión
 2) + mechanical parking brake / + fr. stazionamento meccanico / + frein à main mécanique / + freno de mano mecánica
 3) - ventilated discs / - dischi ventilati / - disques ventilés / - disco ventilado
 4) + electric parking brake / + freno a mano elettrico / + frein à main électrique / + freno de mano eléctrico
 5) + ventilated discs / + dischi ventilati / + disques ventilés / + disco ventilado



VOLVO V70 III (07-)

	T5	177		01.10	+ belüftete Scheiben ¹⁾	13.0460-2736.2	602736	+ elektrische Feststellbremse ²⁾	24496 17,3 /Zub/S	LUC
	1.6 DRIVE			01.10		24.0112-0180.1	412180	+ mechanische Feststellbremse ³⁾	302 12,0 10,0 +B	
	1.6 T4F	132		01.11						
	2.0	107		10.07						
	2.0 D	100		10.07						
	2.0 D3	100		05.12						
	2.0 D3	120		03.10						
	2.0 D4	120		01.13						
	2.0 FlexiFuel	107		09.07						
	2.0 T	149		01.10						
	2.4 D	120		08.07						
	2.4 D	129		10.09						
	2.4 D4 AWD	120		01.13						
	2.4 D5	136		08.07						
	2.4 D5	151		12.09						
	2.4 D5	158		06.11						
	2.4 D5 AWD	136		10.07						
	2.4 D5 AWD	151		12.09						
	2.4 D5 AWD	158		06.11						
	2.5 T	147		08.07						
	2.5 T	170		10.09						
	2.5 T FlexiFuel	147		04.08						
	2.5 T FlexiFuel	170		10.09						
	3.0 T6 AWD	210		08.07						
	3.0 T6 AWD	224		04.11						
	3.2	175		08.07						
	3.2 AWD	175		08.07						
	T4	132		10.10						
	T5	177		01.10						
	1.6 DRIVE			01.10	+ belüftete Scheiben ¹⁾	24.0122-0259.1	422259	+ elektrische Feststellbremse ²⁾	302 22,0 20,0 V L +B	
	1.6 T4F	132		01.11	+ belüftete Scheiben ¹⁾					
	2.0	107		10.07	+ belüftete Scheiben ¹⁾					
	2.0 D	100		10.07	+ belüftete Scheiben ¹⁾					
	2.0 D3	100		05.12	+ belüftete Scheiben ¹⁾					
	2.0 D3	120		03.10	+ belüftete Scheiben ¹⁾					
	2.0 D4	120		01.13	+ belüftete Scheiben ¹⁾					
	2.0 FlexiFuel	107		09.07	+ belüftete Scheiben ¹⁾					
	2.0 T	149		01.10	+ belüftete Scheiben ¹⁾					
	2.4 D	120		08.07	+ belüftete Scheiben ¹⁾					
	2.4 D	129		10.09	+ belüftete Scheiben ¹⁾					
	2.4 D4 AWD	120		01.13	+ belüftete Scheiben ¹⁾					
	2.4 D5	136		08.07	+ belüftete Scheiben ¹⁾					
	2.4 D5	151		12.09	+ belüftete Scheiben ¹⁾					
	2.4 D5	158		06.11	+ belüftete Scheiben ¹⁾					
	2.4 D5 AWD	136		10.07	+ belüftete Scheiben ¹⁾					
	2.4 D5 AWD	151		12.09	+ belüftete Scheiben ¹⁾					
	2.4 D5 AWD	158		06.11	+ belüftete Scheiben ¹⁾					
	2.5 T	147		08.07	+ belüftete Scheiben ¹⁾					
	2.5 T	170		10.09	+ belüftete Scheiben ¹⁾					
	2.5 T FlexiFuel	147		04.08	+ belüftete Scheiben ¹⁾					
	2.5 T FlexiFuel	170		10.09	+ belüftete Scheiben ¹⁾					
	3.0 T6 AWD	210		08.07	+ belüftete Scheiben ¹⁾					
	3.0 T6 AWD	224		04.11	+ belüftete Scheiben ¹⁾					
	3.2	175		08.07	+ belüftete Scheiben ¹⁾					
	3.2 AWD	175		08.07	+ belüftete Scheiben ¹⁾					
	T4	132		10.10	+ belüftete Scheiben ¹⁾					
	T5	177		01.10	+ belüftete Scheiben ¹⁾					
	1.6 DRIVE			01.10	+ massive Scheiben ⁴⁾	24.0111-0147.1	411147	+ elektrische Feststellbremse ²⁾	302 11,0 9,0 +B	
	1.6 T4F	132		01.11	+ massive Scheiben ⁴⁾					
	2.0	107		10.07	+ massive Scheiben ⁴⁾					
	2.0 D	100		10.07	+ massive Scheiben ⁴⁾					
	2.0 D3	100		05.12	+ massive Scheiben ⁴⁾					
	2.0 D3	120		03.10	+ massive Scheiben ⁴⁾					
	2.0 D4	120		01.13	+ massive Scheiben ⁴⁾					
	2.0 FlexiFuel	107		09.07	+ massive Scheiben ⁴⁾					
	2.0 T	149		01.10	+ massive Scheiben ⁴⁾					
	2.4 D	120		08.07	+ massive Scheiben ⁴⁾					
	2.4 D	129		10.09	+ massive Scheiben ⁴⁾					
	2.4 D4 AWD	120		01.13	+ massive Scheiben ⁴⁾					
	2.4 D5	136		08.07	+ massive Scheiben ⁴⁾					
	2.4 D5	151		12.09	+ massive Scheiben ⁴⁾					
	2.4 D5	158		06.11	+ massive Scheiben ⁴⁾					
	2.4 D5 AWD	136		10.07	+ massive Scheiben ⁴⁾					
	2.4 D5 AWD	151		12.09	+ massive Scheiben ⁴⁾					
	2.4 D5 AWD	158		06.11	+ massive Scheiben ⁴⁾					
	2.5 T	147		08.07	+ massive Scheiben ⁴⁾					
	2.5 T	170		10.09	+ massive Scheiben ⁴⁾					
	2.5 T FlexiFuel	147		04.08	+ massive Scheiben ⁴⁾					
	2.5 T FlexiFuel	170		10.09	+ massive Scheiben ⁴⁾					
	3.0 T6 AWD	210		08.07	+ massive Scheiben ⁴⁾					
	3.0 T6 AWD	224		04.11	+ massive Scheiben ⁴⁾					
	3.2	175		08.07	+ massive Scheiben ⁴⁾					
	3.2 AWD	175		08.07	+ massive Scheiben ⁴⁾					
	T4	132		10.10	+ massive Scheiben ⁴⁾					
	T5	177		01.10	+ massive Scheiben ⁴⁾					

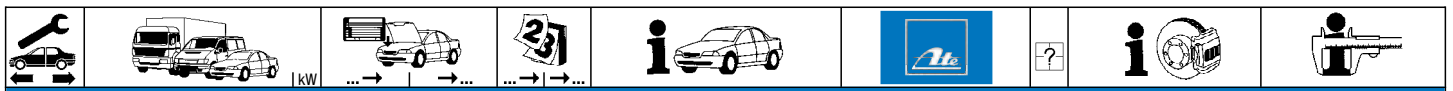
¹⁾ + ventilated discs / + dischi ventilati / + disques ventilés / + disco ventilado

²⁾ + electric parking brake / + freno a mano elettrico / + frein à main électrique / + freno de mano eléctrico

³⁾ + mechanical parking brake / + fr. stazionamento meccanico / + frein à main mécanique / + freno de mano mecánica

⁴⁾ + solid discs / + dischi massiccio / + disques massive / + disco macizo





VOLVO V70 III (07-)

	1.6 DRIVE			01.10		24.0711-6221.3	360258	2		Radsensor
	1.6 T4F	132		01.11						
	2.0	107		10.07						
	2.0 D	100		10.07						
	2.0 D3	100		05.12						
	2.0 D3	120		03.10						
	2.0 D4	120		01.13						
	2.0 FlexiFuel	107		09.07						
	2.0 T	149		01.10						
	2.4 D	120		08.07						
	2.4 D	129		10.09						
	2.4 D5	136		08.07						
	2.4 D5	151		12.09						
	2.4 D5	158		06.11						
	2.5 T	147		08.07						
	2.5 T	170		10.09						
	2.5 T FlexiFuel	147		04.08						
	2.5 T FlexiFuel	170		10.09						
	3.2	175		08.07						
	T4	132		10.10						
	T5	177		01.10						
	2.4 D4 AWD	120		01.13		24.0711-6196.3	360248	2		Radsensor
	2.4 D5 AWD	136		10.07						
	2.4 D5 AWD	151		12.09						
	2.4 D5 AWD	158		06.11						
	3.0 T6 AWD	210		08.07						
	3.0 T6 AWD	224		04.11						
	3.2 AWD	175		08.07						















VOLVO V90 (97-98)

	2.5	125		11.96	10.98	13.0460-2985.2	602985			20164 18,2	LUC
	2.5	132		11.96	10.97						
	2.9	132		01.97	12.98						
	2.9	150		01.97	12.98						
	2.5	125		11.96	10.98	24.0126-0102.1	426102			280 26,0 23,0 V +B	
	2.5	132		11.96	10.97						
	2.9	132		01.97	12.98						
	2.9	150		01.97	12.98						
	2.5	125		11.96	10.98	13.0460-2935.2	602935			21385 13,0 /S	LUC
	2.5	132		11.96	10.97						
	2.9	132		01.97	12.98						
	2.9	150		01.97	12.98						
	2.5	125		11.96	10.98	24.0112-0150.1	412150			277 11,9 10,0 +B	
	2.5	132		11.96	10.97						
	2.9	132		01.97	12.98						
	2.9	150		01.97	12.98						
	2.5	125		11.96	10.98	03.0137-0299.2	650299			160 x 25	
	2.5	132		11.96	10.97	03.0137-9199.2	669199			Einbausatz	
	2.9	132		01.97	12.98						
	2.9	150		01.97	12.98						

VOLVO XC60 (08-)

	2.0 D3	100		04.12		13.0460-7272.2	607272			24399 20,4 +/-WE	ATE
	2.0 D3 DRIVe	120		03.10							
	2.0 T	149		03.10							
	2.4 D	120		07.09							
	2.4 D	129		04.09							
	2.4 D AWD	120		09.08							
	2.4 D5	158		06.11							
	2.4 D5 AWD	136		09.08							
	2.4 D5 AWD	151		04.09							
	2.4 D5 AWD	158		06.11							
	3.0 T6 AWD	210		09.08							
	3.0 T6 AWD	224		03.10							
	3.2 AWD	175		04.09							
	3.2 AWD	179		03.10							
	T5	177		09.10							
	2.0 D3	100		04.12		24.0130-0212.1	430212			328 30,0 28,0 V L +B	
	2.0 D3 DRIVe	120		03.10							
	2.0 T	149		03.10							
	2.4 D	120		07.09							
	2.4 D	129		04.09							
	2.4 D AWD	120		09.08							
	2.4 D5	158		06.11							
	2.4 D5 AWD	136		09.08							
	2.4 D5 AWD	151		04.09							
	2.4 D5 AWD	158		06.11							
	3.0 T6 AWD	210		09.08							
	3.0 T6 AWD	224		03.10							
	3.2 AWD	175		04.09							
	3.2 AWD	179		03.10							
	T5	177		09.10							
	2.0 D3	100		04.12		24.0711-5198.3	360239			Radsensor	
	2.0 D3 DRIVe	120		03.10		24.0711-5241.3	360319			Radsensor	
	2.0 T	149		03.10							
	2.4 D	120		07.09							


























VOLVO XC60 (08-)		VOLVO XC70 I CROSS COUNTRY (00-07)			
	2.4 D 129 2.4 D AWD 120 2.4 D5 158 2.4 D5 AWD 136 2.4 D5 AWD 151 2.4 D5 AWD 158 3.0 T6 AWD 210 3.0 T6 AWD 224 3.2 AWD 175 3.2 AWD 179 T5 177	04.09 09.08 06.11 09.08 04.09 06.11 09.08 03.10 04.09 03.10 09.10	24.0711-5198.3 360239 24.0711-5241.3 360319	 	Radsensor Radsensor
	2.0 D3 100 2.0 D3 DRIVe 120 2.0 T 149 2.4 D 120 2.4 D 129 2.4 D AWD 120 2.4 D5 158 2.4 D5 AWD 136 2.4 D5 AWD 151 2.4 D5 AWD 158 3.0 T6 AWD 210 3.0 T6 AWD 224 3.2 AWD 175 3.2 AWD 179 T5 177	04.12 03.10 03.10 07.09 04.09 09.08 06.11 09.08 04.09 06.11 09.08 03.10 04.09 03.10 09.10	13.0460-2736.2 602736		24496 17,3 /Zub/S LUC
	2.0 D3 100 2.0 D3 DRIVe 120 2.0 T 149 2.4 D 120 2.4 D 129 2.4 D AWD 120 2.4 D5 158 2.4 D5 AWD 136 2.4 D5 AWD 151 2.4 D5 AWD 158 3.0 T6 AWD 210 3.0 T6 AWD 224 3.2 AWD 175 3.2 AWD 179 T5 177	04.12 03.10 03.10 07.09 04.09 09.08 06.11 09.08 04.09 06.11 09.08 03.10 04.09 03.10 09.10	24.0122-0261.1 422261		302 22,0 20,0 V +B
	2.0 D3 100 2.0 D3 DRIVe 120 2.0 T 149 2.4 D 120 2.4 D 129 2.4 D AWD 120 2.4 D5 158 2.4 D5 AWD 136 2.4 D5 AWD 151 2.4 D5 AWD 158 3.0 T6 AWD 210 3.0 T6 AWD 224 3.2 AWD 175 3.2 AWD 179 T5 177	04.12 03.10 03.10 07.09 04.09 09.08 06.11 09.08 04.09 06.11 09.08 03.10 04.09 03.10 09.10	24.0711-6196.3 360248	2 	Radsensor
	2.4 AWD 121 2.4 D5 AWD 136 2.4 T XC AWD 2.5 D5 XC AWD 120 2.5 T XC AWD 154	03.00 09.03 12.05 07.07 11.97 09.02 09.02 07.07 09.02 07.07	13.0460-7145.2 607145 13.0470-7145.2 LD7145		23073 18,8 + ATE 23073 18,8 + ATE
	2.4 AWD 121 2.4 D5 AWD 136 2.4 T XC AWD 2.5 D5 XC AWD 120 2.5 T XC AWD 154	03.00 09.03 12.05 07.07 11.97 09.02 09.02 07.07 09.02 07.07	24.0126-0122.1 426122 24.0128-0123.1 428123 24.0328-0123.1 528123 24.0128-0184.1 428184	+ 15" Rad 1) + 16" Rad 2) + 16" Rad 2) + 17" Rad 3)	286 26,0 23,0 V +B 305 27,9 25,0 V +B 305 27,9 25,0 V +B PD 320 28,0 25,0 V L +B
	2.4 AWD 121 2.4 D5 AWD 136 2.4 T XC AWD 2.5 D5 XC AWD 120 2.5 T XC AWD 154	03.00 09.03 12.05 07.07 11.97 09.02 09.02 07.07 09.02 07.07	24.0711-6214.3 360230 24.0711-6211.3 360233	 	Radsensor L=965 Radsensor L=1085
	2.4 AWD 121 2.4 D5 AWD 136 2.4 T XC AWD 2.5 D5 XC AWD 120 2.5 T XC AWD 154	03.00 09.03 12.05 07.07 11.97 09.02 09.02 07.07 09.02 07.07	13.0460-7135.2 607135 13.0470-7135.2 LD7135		23076 17,5 + ATE 23076 17,5 + ATE
	2.4 AWD 121 2.4 D5 AWD 136 2.4 T XC AWD 2.5 D5 XC AWD 120 2.5 T XC AWD 154	03.00 09.03 12.05 07.07 11.97 09.02 09.02 07.07 09.02 07.07	24.0112-0151.1 412151 24.0312-0151.1 512151		288 11,9 10,0 +B 288 11,9 10,0 +B PD

1) + 15" wheel / + ruota 15" / + roue 15" / + rueda 15"

2) + 16" wheel / + ruota 16" / + roue 16" / + rueda 16"

3) + 17" wheel / + ruota 17" / + roue 17" / + rueda 17"

								
VOLVO XC70 I CROSS COUNTRY (00-07)								
	2.4 AWD 2.4 D5 AWD 2.4 T XC AWD 2.5 D5 XC AWD 2.5 T XC AWD	121 136 120 120 154	03.00 12.05 11.97 09.02 09.02	09.03 07.07 09.02 07.07 07.07	24.0711-6212.3 24.0711-6213.3	360249 360250	 	Radsensor L=1255 Radsensor L=1255
	2.4 AWD 2.4 D5 AWD 2.4 T XC AWD 2.5 D5 XC AWD 2.5 T XC AWD	121 136 120 120 154	03.00 12.05 11.97 09.02 09.02	09.03 07.07 09.02 07.07 07.07	03.0137-0450.2 03.0137-9283.2	650450 669283		178 x 25 Einbausatz
VOLVO XC70 II CROSS COUNTRY (07-)								
	2.0 D3 2.0 D3 AWD 2.4 D 2.4 D AWD 2.4 D5 AWD 2.4 D5 AWD 2.4 D5 AWD 3.0 T6 AWD 3.0 T6 AWD 3.2 3.2 AWD 3.2 AWD	120 120 129 120 136 151 158 210 224 179 175 179	08.11 08.11 01.10 08.07 08.07 12.09 06.11 01.08 01.10 08.07 08.07 08.07		13.0460-7228.2 13.0470-7228.2	607228 LD7228	+ 16" Rad ¹⁾ + 16" Rad ¹⁾	24123 20,3 + 24123 20,3 + ATE ATE
	2.0 D3 2.0 D3 AWD 2.4 D 2.4 D AWD 2.4 D5 AWD 2.4 D5 AWD 2.4 D5 AWD 3.0 T6 AWD 3.0 T6 AWD 3.2 3.2 AWD 3.2 AWD	120 120 129 120 136 151 158 210 224 179 175 179	08.11 08.11 01.10 08.07 08.07 12.09 06.11 01.08 01.10 08.07 08.07 08.07		13.0460-7243.2 13.0470-7243.2	607243 LD7243	+ 17"/18" Rad ²⁾ + 17"/18" Rad ²⁾	24142 20,6 + 24142 20,6 + ATE ATE
	2.0 D3 2.0 D3 AWD 2.4 D 2.4 D AWD 2.4 D5 AWD 2.4 D5 AWD 2.4 D5 AWD 3.0 T6 AWD 3.0 T6 AWD 3.2 3.2 AWD 3.2 AWD	120 120 129 120 136 151 158 210 224 179 175 179	08.11 08.11 01.10 08.07 08.07 12.09 06.11 01.08 01.10 08.07 08.07 08.07		24.0128-0154.1	428154	+ 16" Rad ¹⁾	300 28,0 26,0 V L +S +B
	2.0 D3 2.0 D3 AWD 2.4 D 2.4 D AWD 2.4 D5 AWD 2.4 D5 AWD 2.4 D5 AWD 3.0 T6 AWD 3.0 T6 AWD 3.2 3.2 AWD 3.2 AWD	120 120 129 120 136 151 158 210 224 179 175 179	08.11 08.11 01.10 08.07 08.07 12.09 06.11 01.08 01.10 08.07 08.07 08.07		24.0128-0162.1	428162	+ 17" Rad ³⁾	316 28,0 26,0 V L +S +B
	2.0 D3 2.0 D3 AWD 2.4 D 2.4 D AWD 2.4 D5 AWD 2.4 D5 AWD 2.4 D5 AWD 3.0 T6 AWD 3.0 T6 AWD 3.2 3.2 AWD 3.2 AWD	120 120 129 120 136 151 158 210 224 179 175 179	08.11 08.11 01.10 08.07 08.07 12.09 06.11 01.08 01.10 08.07 08.07 08.07		24.0128-0210.1	428210	+ 18" Rad ⁴⁾	336 28,0 26,0 V L +S +B
	2.0 D3 2.0 D3 AWD 2.4 D 2.4 D AWD 2.4 D5 AWD 2.4 D5 AWD 2.4 D5 AWD 3.0 T6 AWD 3.0 T6 AWD 3.2 3.2 AWD 3.2 AWD	120 120 129 120 136 151 158 210 224 179 175 179	08.11 08.11 01.10 08.07 08.07 12.09 06.11 01.08 01.10 08.07 08.07 08.07		24.0711-5198.3	360239	2  - Kollisionswarnsystem ⁵⁾	Radsensor
	2.0 D3 2.0 D3 AWD	120 120	08.11 08.11		24.0711-5198.3 24.0711-5241.3	360239 360319	 + Kollisionswarnsystem ⁶⁾  + Kollisionswarnsystem ⁶⁾	Radsensor Radsensor

¹⁾ + 16" wheel / + ruota 16" / + roue 16" / + rueda 16"

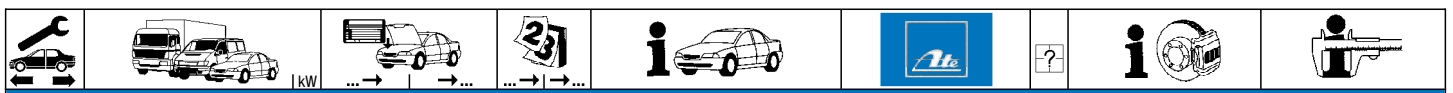
²⁾ + 17"/18" wheel / + ruota 17"/18" / + roue 17"/18" / + rueda 17"/18"

³⁾ + 17" wheel / + ruota 17" / + roue 17" / + rueda 17"

⁴⁾ + 18" wheel / + ruota 18" / + roue 18" / + rueda 18"

⁵⁾ - collision warning system / - sistema anti-collosione / - système anticollision / - sistema anticollision

⁶⁾ + collision warning system / + sistema anti-collosione / + système anticollision / + sistema anticollision

























VOLVO XC70 II CROSS COUNTRY (07-)

	2.4 D	129		01.10		24.0711-5198.3	360239	<input type="checkbox"/> + Kollisionswarnsystem ¹⁾	Radsensor	
	2.4 D AWD	120		08.07		24.0711-5241.3	360319	<input type="checkbox"/> + Kollisionswarnsystem ¹⁾	Radsensor	
	2.4 D5 AWD	136		08.07						
	2.4 D5 AWD	151		12.09						
	2.4 D5 AWD	158		06.11						
	3.0 T6 AWD	210		01.08						
	3.0 T6 AWD	224		01.10						
	3.2	179		08.07						
	3.2 AWD	175		08.07						
	3.2 AWD	179		08.07						
	2.0 D3	120		08.11		13.0460-2737.2	602737	+ mechanische Feststellbremse ²⁾	24537 15,8 /Zub/S LUC	
	2.0 D3 AWD	120		08.11						
	2.4 D	129		01.10						
	2.4 D AWD	120		08.07						
	2.4 D5 AWD	136		08.07						
	2.4 D5 AWD	151		12.09						
	2.4 D5 AWD	158		06.11						
	3.0 T6 AWD	210		01.08						
	3.0 T6 AWD	224		01.10						
	3.2	179		08.07						
	3.2 AWD	175		08.07						
	3.2 AWD	179		08.07						
	2.0 D3	120		08.11	+ belüftete Scheiben ³⁾	13.0460-2736.2	602736	+ elektrische Feststellbremse ⁴⁾	24496 17,3 /Zub/S LUC	
	2.0 D3 AWD	120		08.11	+ belüftete Scheiben ³⁾					
	2.4 D	129		01.10	+ belüftete Scheiben ³⁾					
	2.4 D AWD	120		08.07	+ belüftete Scheiben ³⁾					
	2.4 D5 AWD	136		08.07	+ belüftete Scheiben ³⁾					
	2.4 D5 AWD	151		12.09	+ belüftete Scheiben ³⁾					
2.4 D5 AWD	158		06.11	+ belüftete Scheiben ³⁾						
3.0 T6 AWD	210		01.08	+ belüftete Scheiben ³⁾						
3.0 T6 AWD	224		01.10	+ belüftete Scheiben ³⁾						
3.2	179		08.07	+ belüftete Scheiben ³⁾						
3.2 AWD	175		08.07	+ belüftete Scheiben ³⁾						
3.2 AWD	179		08.07	+ belüftete Scheiben ³⁾						
	2.0 D3	120		08.11	+ massive Scheiben ⁵⁾	13.0460-2722.2	602722	+ elektrische Feststellbremse ⁴⁾	24496 17,3 /Zub/S LUC	
	2.0 D3 AWD	120		08.11	+ massive Scheiben ⁵⁾	13.0470-2722.2	LD2722	+ elektrische Feststellbremse ⁴⁾	24496 17,3 /Zub/S LUC	
	2.4 D	129		01.10	+ massive Scheiben ⁵⁾					
	2.4 D AWD	120		08.07	+ massive Scheiben ⁵⁾					
	2.4 D5 AWD	136		08.07	+ massive Scheiben ⁵⁾					
	2.4 D5 AWD	151		12.09	+ massive Scheiben ⁵⁾					
	2.4 D5 AWD	158		06.11	+ massive Scheiben ⁵⁾					
	3.0 T6 AWD	210		01.08	+ massive Scheiben ⁵⁾					
	3.0 T6 AWD	224		01.10	+ massive Scheiben ⁵⁾					
	3.2	179		08.07	+ massive Scheiben ⁵⁾					
	3.2 AWD	175		08.07	+ massive Scheiben ⁵⁾					
	3.2 AWD	179		08.07	+ massive Scheiben ⁵⁾					
		2.0 D3	120		08.11		24.0112-0180.1	412180	- elektrische Feststellbremse ⁶⁾	302 12,0 10,0 +B
		2.0 D3 AWD	120		08.11					
		2.4 D	129		01.10					
		2.4 D AWD	120		08.07					
		2.4 D5 AWD	136		08.07					
		2.4 D5 AWD	151		12.09					
2.4 D5 AWD		158		06.11						
3.0 T6 AWD		210		01.08						
3.0 T6 AWD		224		01.10						
3.2		179		08.07						
3.2 AWD	175		08.07							
3.2 AWD	179		08.07							
	2.0 D3	120		08.11	+ belüftete Scheiben ³⁾	24.0122-0259.1	422259	+ elektrische Feststellbremse ⁴⁾	302 22,0 20,0 V L +B	
	2.0 D3 AWD	120		08.11	+ belüftete Scheiben ³⁾					
	2.4 D	129		01.10	+ belüftete Scheiben ³⁾					
	2.4 D AWD	120		08.07	+ belüftete Scheiben ³⁾					
	2.4 D5 AWD	136		08.07	+ belüftete Scheiben ³⁾					
	2.4 D5 AWD	151		12.09	+ belüftete Scheiben ³⁾					
	2.4 D5 AWD	158		06.11	+ belüftete Scheiben ³⁾					
	3.0 T6 AWD	210		01.08	+ belüftete Scheiben ³⁾					
	3.0 T6 AWD	224		01.10	+ belüftete Scheiben ³⁾					
	3.2	179		08.07	+ belüftete Scheiben ³⁾					
3.2 AWD	175		08.07	+ belüftete Scheiben ³⁾						
3.2 AWD	179		08.07	+ belüftete Scheiben ³⁾						
	2.0 D3	120		08.11	+ massive Scheiben ⁵⁾	24.0111-0147.1	411147	+ elektrische Feststellbremse ⁴⁾	302 11,0 9,0 +B	
	2.0 D3 AWD	120		08.11	+ massive Scheiben ⁵⁾					
	2.4 D	129		01.10	+ massive Scheiben ⁵⁾					
	2.4 D AWD	120		08.07	+ massive Scheiben ⁵⁾					
	2.4 D5 AWD	136		08.07	+ massive Scheiben ⁵⁾					
	2.4 D5 AWD	151		12.09	+ massive Scheiben ⁵⁾					
	2.4 D5 AWD	158		06.11	+ massive Scheiben ⁵⁾					
	3.0 T6 AWD	210		01.08	+ massive Scheiben ⁵⁾					
	3.0 T6 AWD	224		01.10	+ massive Scheiben ⁵⁾					
	3.2	179		08.07	+ massive Scheiben ⁵⁾					
3.2 AWD	175		08.07	+ massive Scheiben ⁵⁾						
3.2 AWD	179		08.07	+ massive Scheiben ⁵⁾						
	2.0 D3	120		08.11		24.0711-6221.3	360258	<input type="checkbox"/>	Radsensor	
	2.4 D	129		01.10						
	3.2	179		08.07						
	2.0 D3 AWD	120		08.11		24.0711-6196.3	360248	<input type="checkbox"/>	Radsensor	

¹⁾ + collision warning system / + sistema anti-collosione / + système anticollision / + sistema anticollisión
²⁾ + mechanical parking brake / + fr. stazionamento meccanico / + frein à main mécanique / + freno de mano mecánica
³⁾ + ventilated discs / + dischi ventilati / + disques ventilés / + disco ventilado
⁴⁾ + electric parking brake / + freno a mano elettrico / + frein à main électrique / + freno de mano eléctrico
⁵⁾ + solid discs / + dischi massiccio / + disques massive / + disco macizo
⁶⁾ - electric parking brake / - freno a mano elettrico / - frein à main électrique / - freno de mano eléctrico



								
VOLVO XC70 II CROSS COUNTRY (07-)								
	2.4 D AWD	120	08.07		24.0711-6196.3	360248	2	Radsensor
	2.4 D5 AWD	136	08.07					
	2.4 D5 AWD	151	12.09					
	2.4 D5 AWD	158	06.11					
	3.0 T6 AWD	210	01.08					
	3.0 T6 AWD	224	01.10					
	3.2 AWD	175	08.07					
	3.2 AWD	179	08.07					
VOLVO XC90 (02-)								
	2.4 D3	120	04.10		13.0460-7187.2	607187		+ 16" Rad ¹⁾
	2.4 D5	120	10.02		13.0470-7187.2	LD7187		+ 16" Rad ¹⁾
	2.4 D5	136	05.06		13.0460-7188.2	607188		- 16" Rad ²⁾
	2.4 D5 AWD	120	04.09		13.0470-7188.2	LD7188		- 16" Rad ²⁾
	2.4 D5 AWD	147	01.11					
	2.5 T	154	10.02					
	3.0 T6	200	10.02					
	3.2	175	05.06					
	3.2	179	04.10					
	4.0 V8	232	01.05		13.0460-7187.2	607187		+ 16" Rad ¹⁾
					13.0460-7188.2	607188		- 16" Rad ²⁾
	2.4 D3	120	04.10		24.0128-0144.1	428144		+ 16" Rad ¹⁾
	2.4 D5	120	10.02		24.0130-0116.1	430116		- 16" Rad ²⁾
	2.4 D5	136	05.06					
	2.4 D5 AWD	120	04.09					
	2.4 D5 AWD	147	01.11					
	2.5 T	154	10.02					
	3.0 T6	200	10.02					
	3.2	175	05.06					
	3.2	179	04.10					
	4.0 V8	232	01.05					
	2.4 D3	120	04.10		24.0711-6217.3	360253		Radsensor L=975
	2.4 D5	120	10.02		24.0711-6218.3	360254		Radsensor L=1095
	2.4 D5	136	05.06					
	2.4 D5 AWD	120	04.09					
	2.4 D5 AWD	147	01.11					
	2.5 T	154	10.02					
	3.0 T6	200	10.02					
	3.2	175	05.06					
	3.2	179	04.10					
	4.0 V8	232	01.05		24.0711-6217.3	360253		Radsensor L=975
					24.0711-6219.3	360255		Radsensor L=955
	2.4 D3	120	04.10		13.0460-7189.2	607189		24011 18,0 +
	2.4 D5	120	10.02					
	2.4 D5	136	05.06					
	2.4 D5 AWD	120	04.09					
	2.4 D5 AWD	147	01.11					
	2.5 T	154	10.02					
	3.0 T6	200	10.02					
	3.2	175	05.06					
	3.2	179	04.10					
	4.0 V8	232	01.05					
	2.4 D3	120	04.10		24.0120-0122.1	420122		308 20,0 18,0 V +B
	2.4 D5	120	10.02					
	2.4 D5	136	05.06					
	2.4 D5 AWD	120	04.09					
	2.4 D5 AWD	147	01.11					
	2.5 T	154	10.02					
	3.0 T6	200	10.02					
	3.2	175	05.06					
	3.2	179	04.10					
	4.0 V8	232	01.05					
	2.4 D3	120	04.10		24.0711-6215.3	360251		Radsensor L=1200
	2.4 D5	120	10.02		24.0711-6216.3	360252		Radsensor L=1440
	2.4 D5	136	05.06					
	2.4 D5 AWD	120	04.09					
	2.4 D5 AWD	147	01.11					
	2.5 T	154	10.02					
	3.0 T6	200	10.02					
	3.2	175	05.06					
	3.2	179	04.10					
	4.0 V8	232	01.05					

¹⁾ + 16" wheel / + ruota 16" / + roue 16" / + rueda 16"

²⁾ - 16" wheel / - ruota 16" / - roue 16" / - rueda 16"



A large rectangular area containing 30 horizontal lines, intended for writing or drawing.

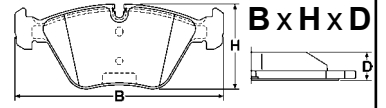


- Ⓓ Abbildungen Scheibenbremsbeläge
- Ⓔ Illustrations disc brake pads
- Ⓕ Illustrations Plaquettes de frein à disque
- Ⓖ Illustrazioni Pastiglie Freno
- Ⓔ Ilustraciones de pastillas
- Ⓗ Afbeeldingen schijfremblokjes
- Ⓓ Tegning bremseklodser
- Ⓔ Avbildningar skivbromsbelägg
- Ⓗ Ábrák - betétek tárcsafékhez
- Ⓗ Figuras Calços do travão de disco
- Ⓔ Рисунки дисковых тормозных колодок
- Ⓒ Zobrazení obložení kotoučových brzd
- Ⓗ Rysunki okładzin hamulców tarczowych
- Ⓔ Εικόνες τακακίων δισκόφρενων
- Ⓗ Fren disk kaplaması resimleri
- Ⓔ 制动摩擦片图片
- Ⓗ 図版 ブレーキパッド組み込みキット
- Ⓗ صور مزلاقات المكبح القرصي

Abbildungen Scheibenbremsbeläge

Illustrations disc brake pads - Illustrazioni pastiglie freno -

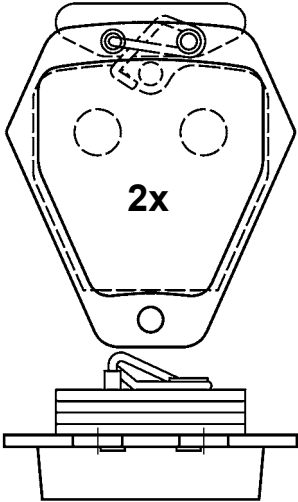
Illustrations plaquettes de frein - Ilustraciones pastillas de freno



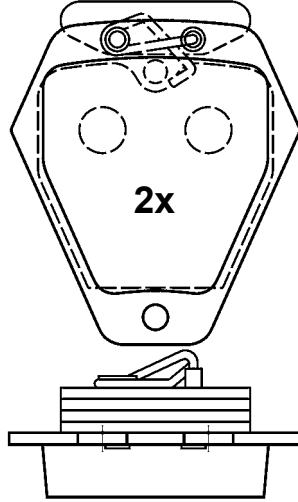
Maßstab - scale - scala - échelle - escala 1:2

13.0460-2700.2 602700

13.0460-2701.2 602701

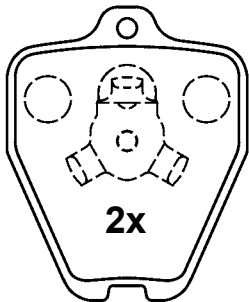


21454 17,0



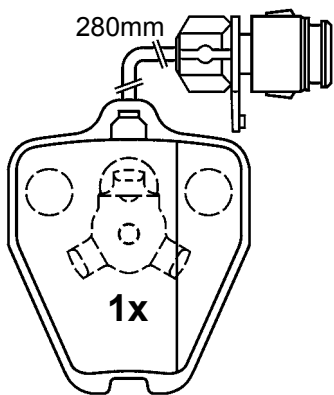
21454 17,0

76,1 x 85,6 x 17,0

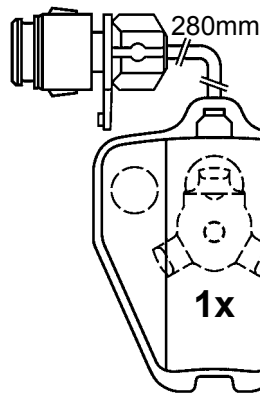


21452 18,5

63,3 x 77,4 x 18,5



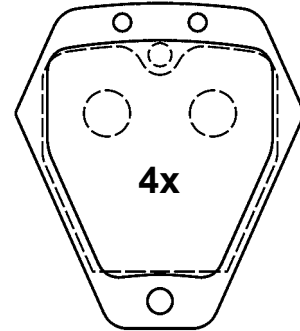
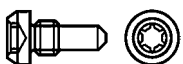
23825 18,5



23825 18,5

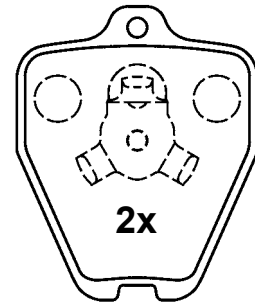
63,3 x 77,4 x 18,5

4x



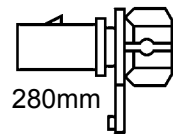
21454 17,0

76,1 x 85,6 x 17,0

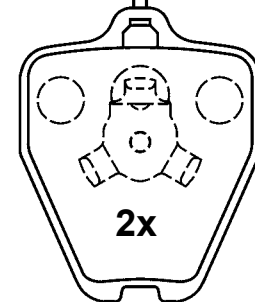


21452 18,5

63,3 x 77,4 x 18,5



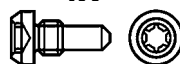
280mm



23829 18,5

63,3 x 77,4 x 18,5

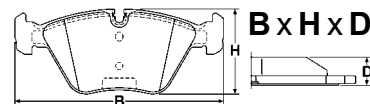
4x



Abbildungen Scheibenbremsbeläge

Illustrations disc brake pads - Illustrazioni pastiglie freno -

Illustrations plaquettes de frein - Ilustraciones pastillas de freno



Maßstab - scale - scala - échelle - escala 1:2

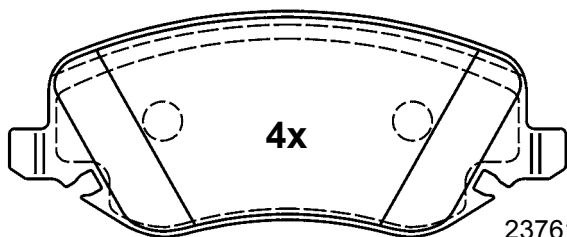
13.0460-2704.2 602704



LANCIA



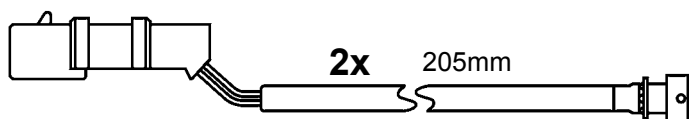
LUC



4x

23761 18,8

146,5 x 59,2 x 18,8



2x

205mm



2x

M8x22

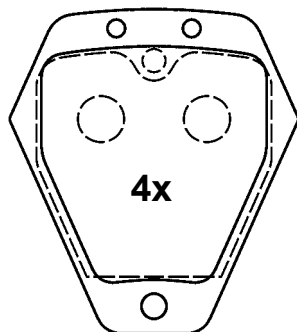
13.0460-2705.2 602705



AUDI



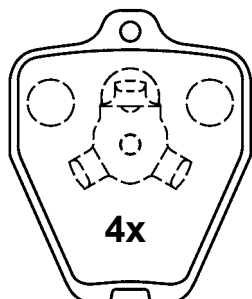
LUC



4x

21454 17,0

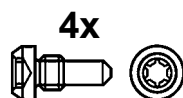
76,1 x 85,6 x 17,0



4x

21452 18,5

63,3 x 77,4 x 18,5



4x

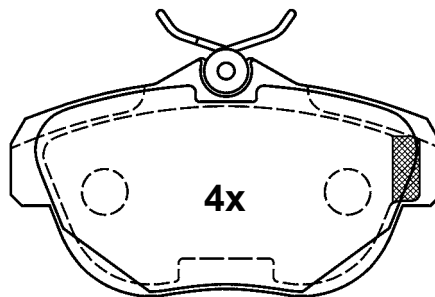
13.0460-2706.2 602706



CITROEN



LUC



4x

24462 16,7

113,8 x 62,7 x 16,7



4x

M8x21

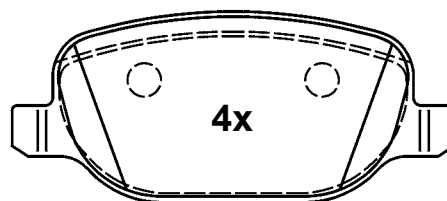
13.0460-2707.2 602707



ALFA ROMEO, LANCIA



LUC



4x

23760 17,7

116,8 x 49,8 x 17,7



4x

M8x22

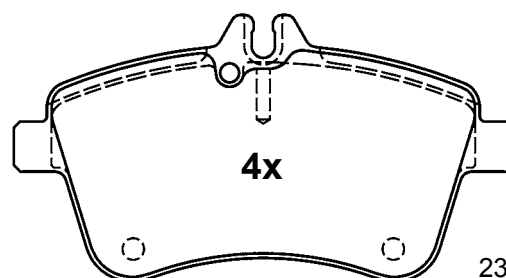
13.0460-2708.2 602708



MERCEDES BENZ



LUC



4x

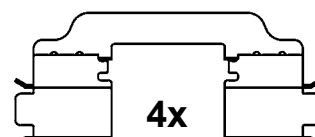
23881 20,0

131,3 x 69,8 x 20,0



2x

M8x21



4x

Abbildungen Scheibenbremsbeläge

Illustrations disc brake pads - Illustrazioni pastiglie freno -

Illustrations plaquettes de frein - Ilustraciones pastillas de freno



Maßstab - scale - scala - échelle - escala 1:2

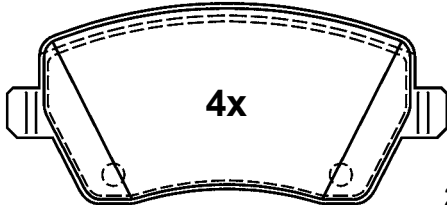
13.0460-2709.2 602709



DACIA, MERCEDES BENZ,
NISSAN, RENAULT

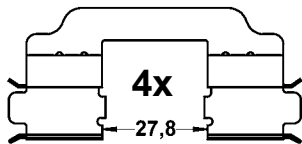


LUC



23973 17,4

116,4 x 52,4 x 17,4



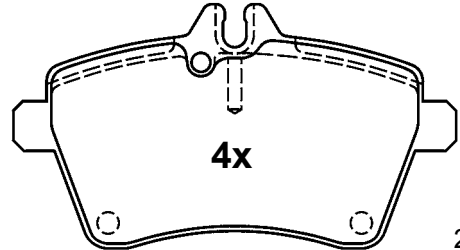
13.0460-2711.2 602711



MERCEDES BENZ

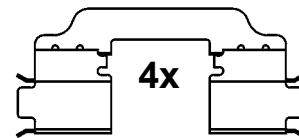


LUC



24077 19,1

116,4 x 63,8 x 19,1



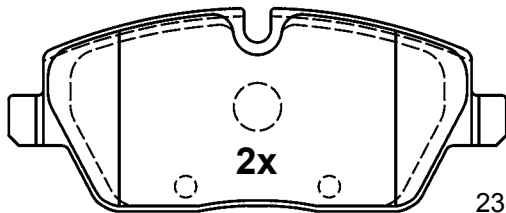
13.0460-2710.2 602710



BMW, MINI

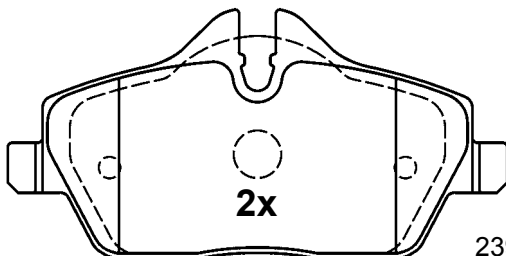


LUC



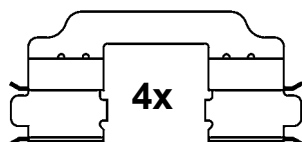
23915 17,6

131,3 x 53,2 x 17,6



23916 17,6

131,3 x 65,3 x 17,6



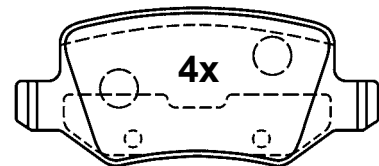
13.0460-2712.2 602712



MERCEDES BENZ

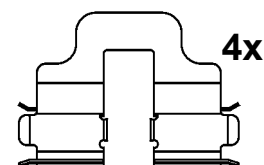


LUC



23138 14,6

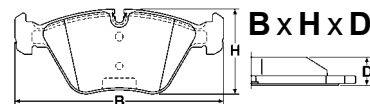
95,7 x 41,3 x 14,6



Abbildungen Scheibenbremsbeläge

Illustrations disc brake pads - Illustrazioni pastiglie freno -

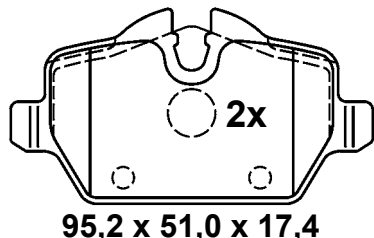
Illustrations plaquettes de frein - Ilustraciones pastillas de freno



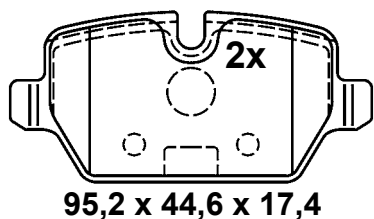
Maßstab - scale - scala - échelle - escala 1:2

13.0460-2713.2 602713

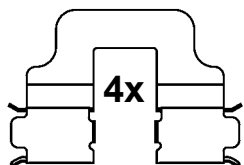
BMW, MINI



23623 17,4

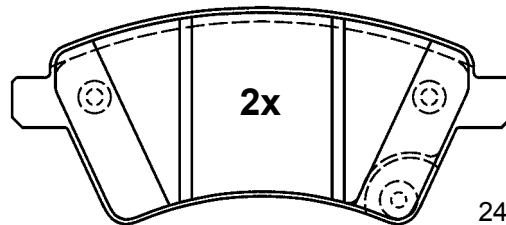


23624 17,4

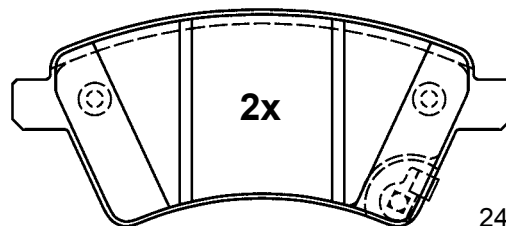


13.0460-2715.2 602715

FIAT, SUZUKI

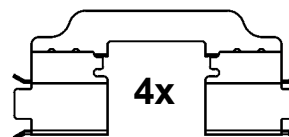


24391 16,6



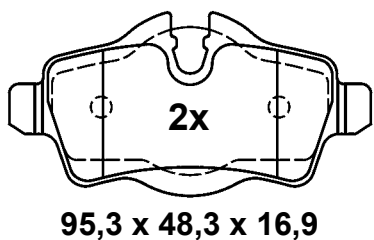
24392 16,6

131,3 x 57,0 x 16,6



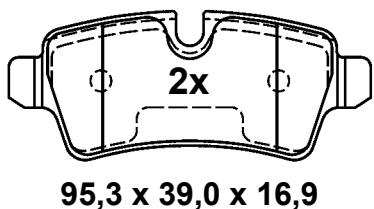
13.0460-2714.2 602714

MINI



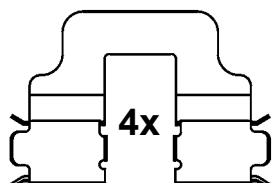
24289 16,9

95,3 x 48,3 x 16,9



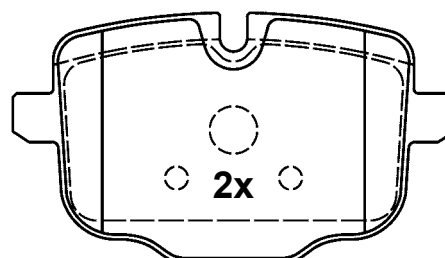
24290 16,9

95,3 x 39,0 x 16,9



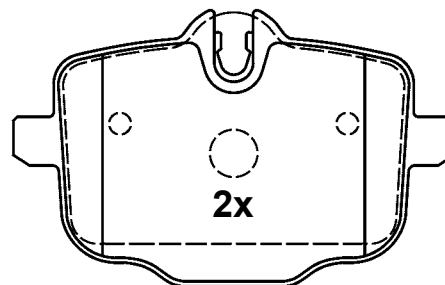
13.0460-2716.2 602716

BMW



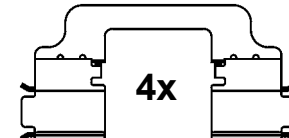
24703 17,8

166,0 x 65,5 x 17,8



24704 17,8

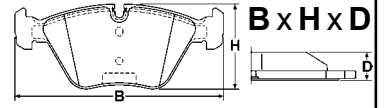
166,0 x 72,4 x 17,8



Abbildungen Scheibenbremsbeläge

Illustrations disc brake pads - Illustrazioni pastiglie freno -

Illustrations plaquettes de frein - Ilustraciones pastillas de freno



Maßstab - scale - scala - échelle - escala 1:2

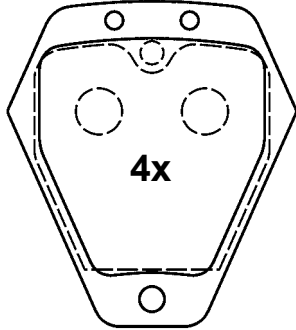
13.0460-2717.2 602717



AUDI

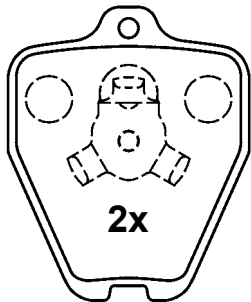


LUC



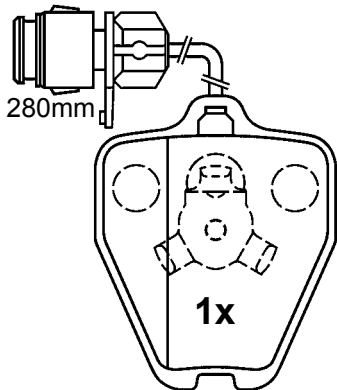
76,1 x 85,6 x 17,0

21454 17,0



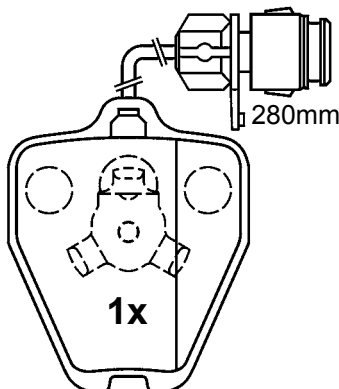
63,3 x 77,4 x 18,5

21452 18,5



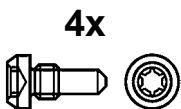
63,3 x 77,4 x 18,5

23825 18,5



63,3 x 77,4 x 18,5

23825 18,5



4x

1x

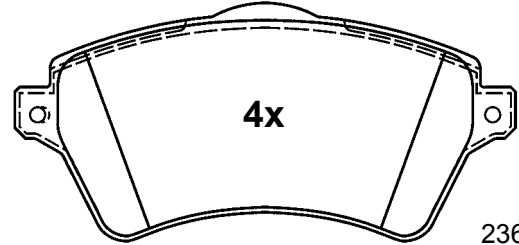
13.0460-2718.2 602718



LAND ROVER

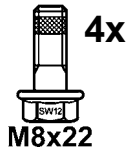


LUC



23615 18,3

131,4 x 62,1 x 18,3



4x

M8x22

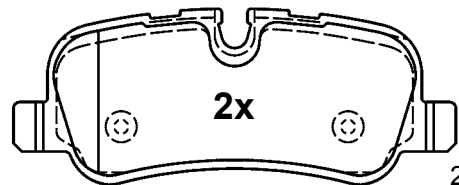
13.0460-2719.2 602719



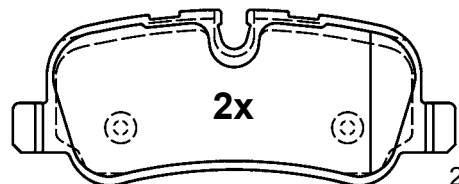
LAND ROVER



LUC



24192 16,7



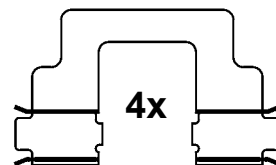
24192 16,7

116,6 x 46,4 x 16,7



4x

M8x21

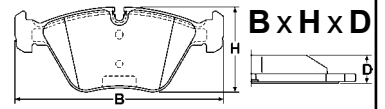


4x

Abbildungen Scheibenbremsbeläge

Illustrations disc brake pads - Illustrazioni pastiglie freno -

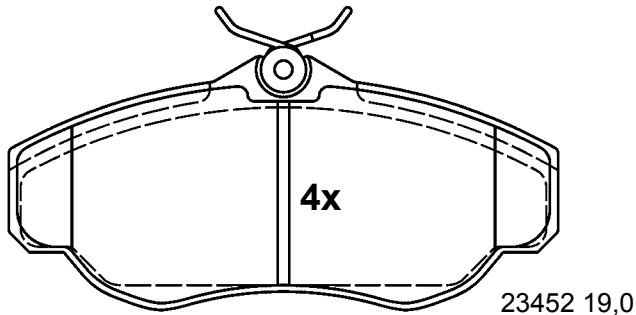
Illustrations plaquettes de frein - Ilustraciones pastillas de freno



Maßstab - scale - scala - échelle - escala 1:2

13.0460-2720.2 602720

LAND ROVER

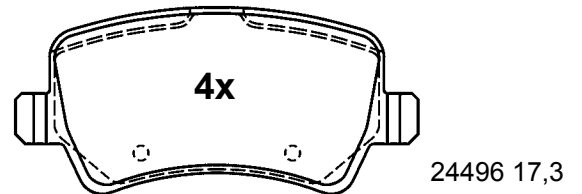


144,8 x 66,3 x 19,0

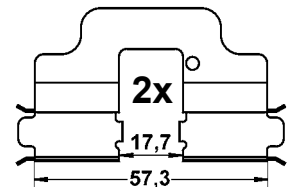
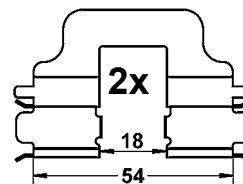


13.0460-2722.2 602722

FORD, VOLVO

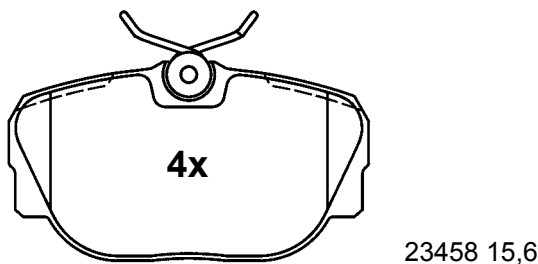


106,1 x 48,7 x 17,3

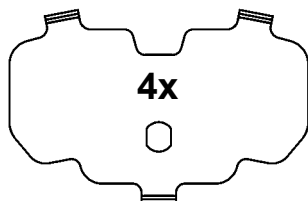


13.0460-2721.2 602721

LAND ROVER



94,7 x 51,9 x 15,6

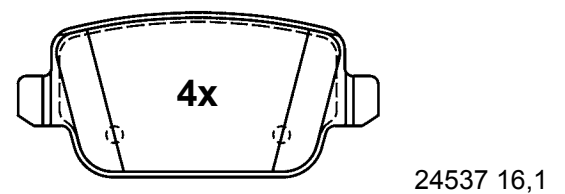


78,7 x 50,8 x 0,6

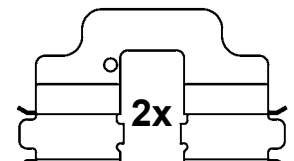
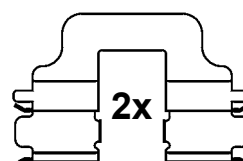


13.0460-2723.2 602723

FORD



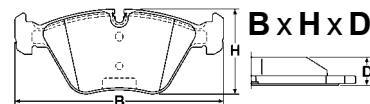
95,1 x 43,2 x 16,1



Abbildungen Scheibenbremsbeläge

Illustrations disc brake pads - Illustrazioni pastiglie freno -

Illustrations plaquettes de frein - Ilustraciones pastillas de freno



Maßstab - scale - scala - échelle - escala 1:2

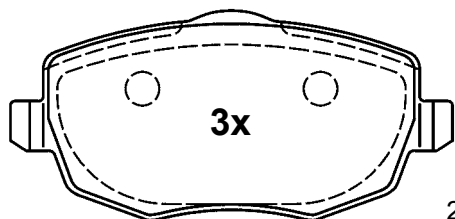
13.0460-2724.2 602724



LANCIA

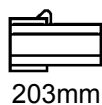


LUC

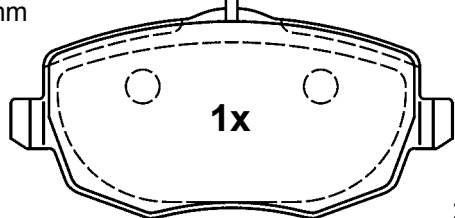


3x

23073 16,7

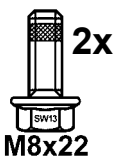


203mm



1x

24515 16,7



2x

116,8 x 55,2 x 16,7

M8x22

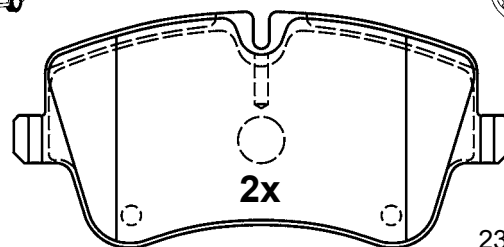
13.0460-2726.2 602726



MERCEDES BENZ



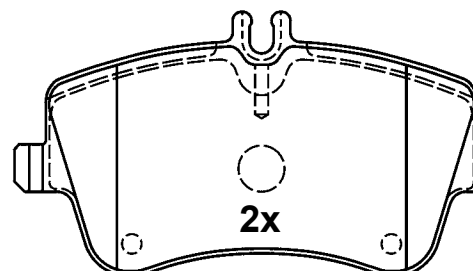
LUC



2x

23145 19,8

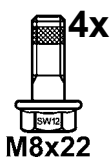
131,1 x 69,8 x 19,8



2x

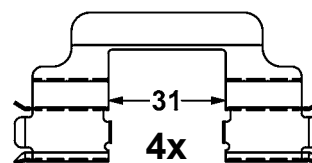
23144 19,8

131,1 x 62,1 x 19,8



4x

M8x22



4x

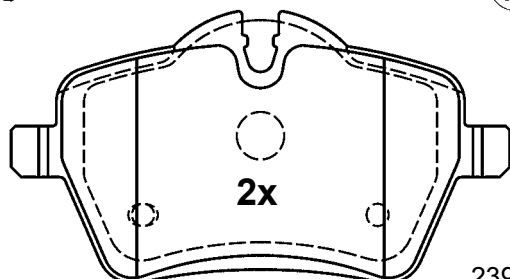
13.0460-2725.2 602725



MINI



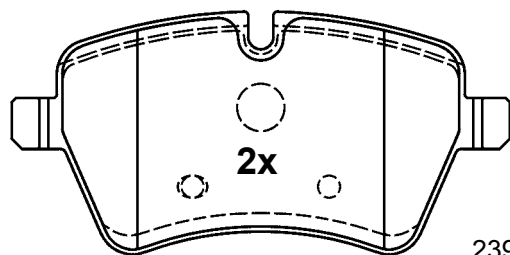
LUC



2x

23984 17,8

131,6 x 71,3 x 17,8



2x

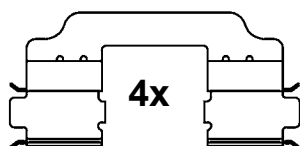
23985 17,8

131,6 x 63,9 x 17,8



2x

M8x21



4x

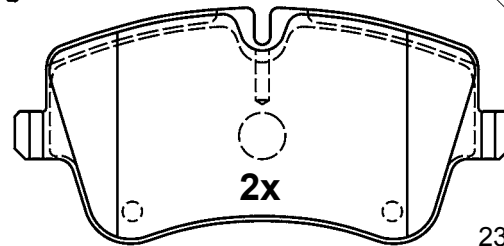
13.0460-2727.2 602727



MERCEDES BENZ



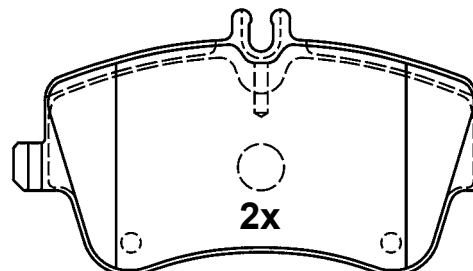
LUC



2x

23145 19,8

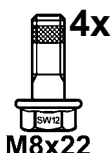
131,1 x 69,8 x 19,8



2x

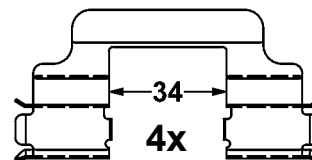
23144 19,8

131,1 x 62,1 x 19,8



4x

M8x22

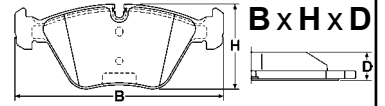


4x

Abbildungen Scheibenbremsbeläge

Illustrations disc brake pads - Illustrazioni pastiglie freno -

Illustrations plaquettes de frein - Ilustraciones pastillas de freno



Maßstab - scale - scala - échelle - escala 1:2

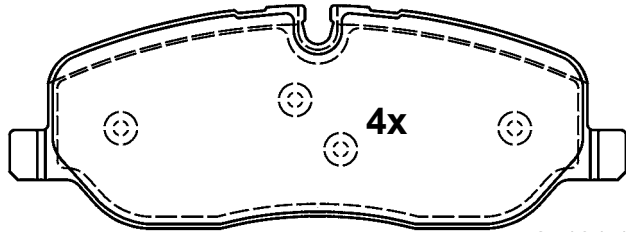
13.0460-2728.2 602728



LAND ROVER

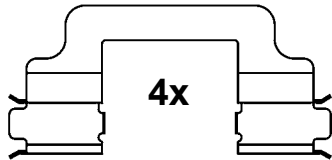


LUC



24191 18,1

162,7 x 58,7 x 18,1



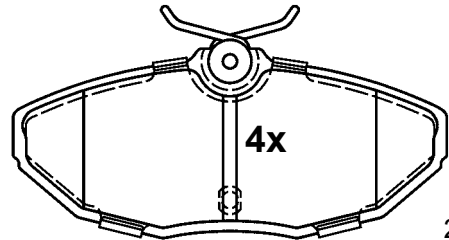
13.0460-2730.2 602730



JAGUAR

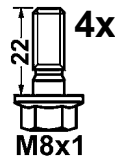


LUC



23424 17,6

114,3 x 49,5 x 17,6



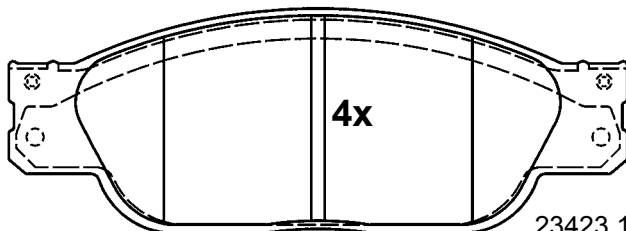
13.0460-2729.2 602729



JAGUAR




LUC

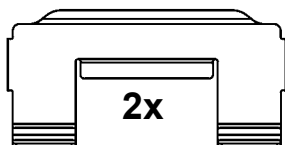


23423 17,8

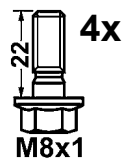
163,3 x 58,1 x 17,8



2x



2x



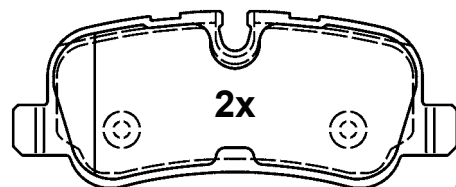
13.0460-2731.2 602731



LAND ROVER

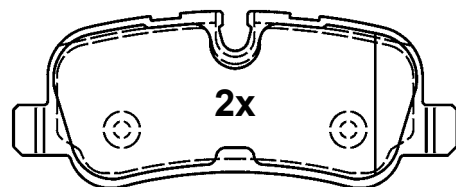


LUC

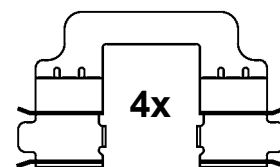
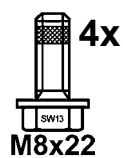


24192 17,1

116,6 x 46,4 x 17,1



24192 17,1

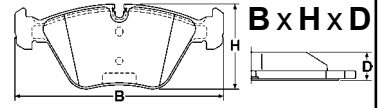


4x

Abbildungen Scheibenbremsbeläge

Illustrations disc brake pads - Illustrazioni pastiglie freno -

Illustrations plaquettes de frein - Ilustraciones pastillas de freno



Maßstab - scale - scala - échelle - escala 1:2

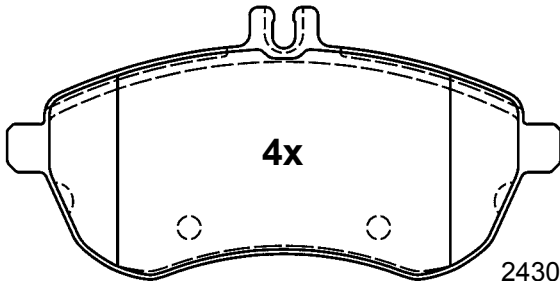
13.0460-2732.2 602732



MERCEDES BENZ

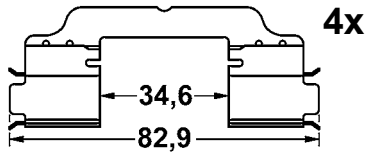


LUC



24306 20,3

146,0 x 71,5 x 20,3



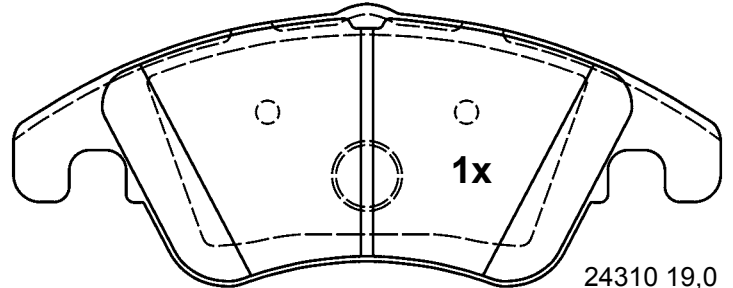
13.0460-2734.2 602734



MERCEDES BENZ

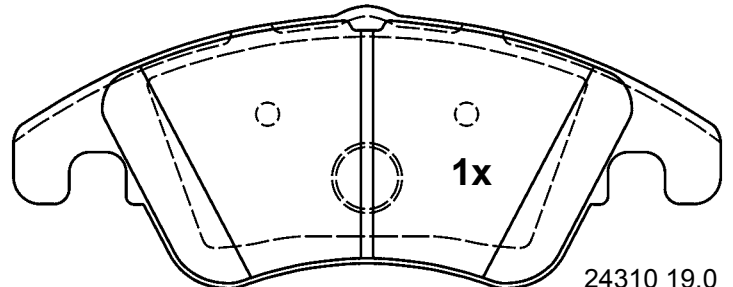


LUC



24310 19,0

188,0 x 73,7 x 19,0



24310 19,0

188,0 x 73,7 x 19,0

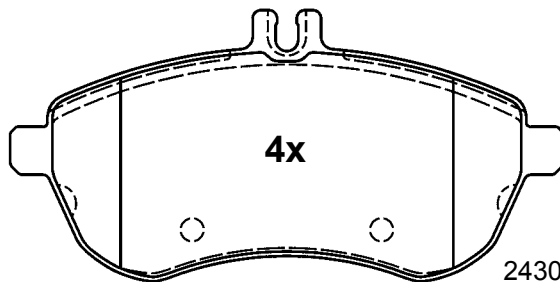
13.0460-2733.2 602733



MERCEDES BENZ

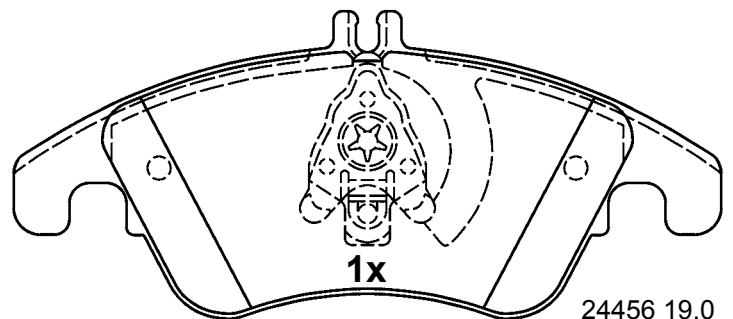
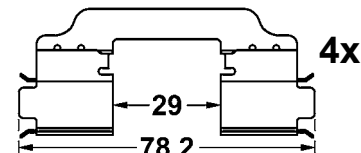
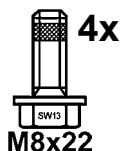


LUC



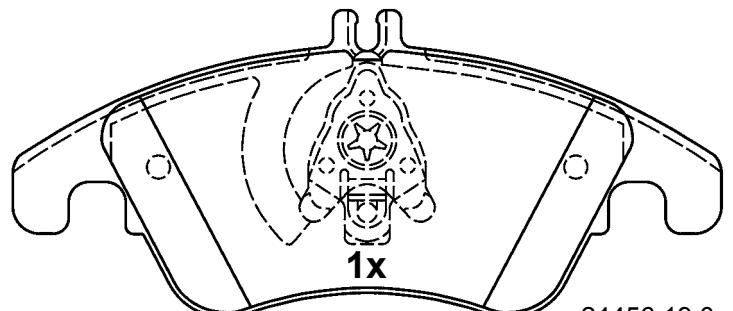
24306 20,3

146,0 x 71,5 x 20,3



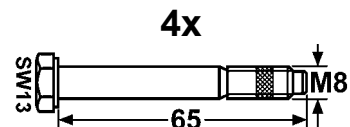
24456 19,0

188,0 x 80,8 x 19,0



24456 19,0

188,0 x 80,8 x 19,0



Abbildungen Scheibenbremsbeläge

Illustrations disc brake pads - Illustrazioni pastiglie freno -

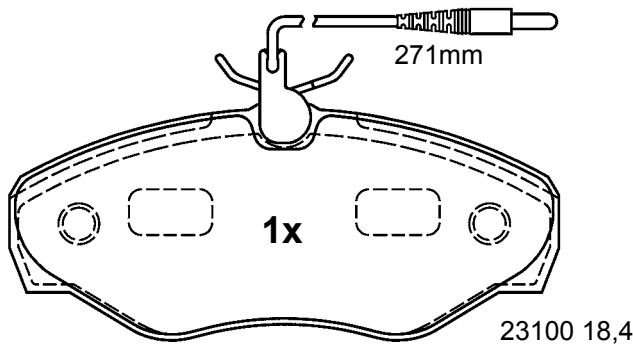
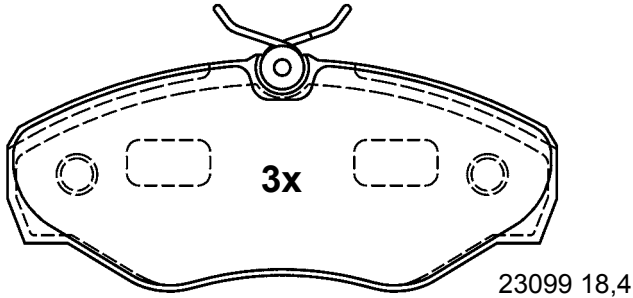
Illustrations plaquettes de frein - Ilustraciones pastillas de freno



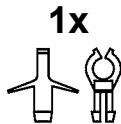
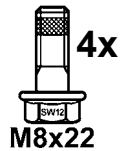
Maßstab - scale - scala - échelle - escala 1:2

13.0460-2735.2 602735

RENAULT

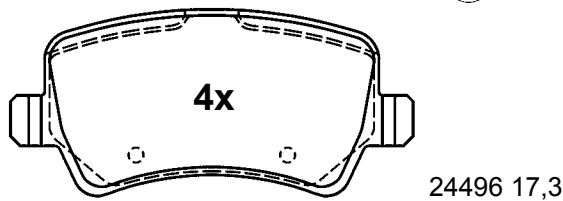


144,8 x 62,4 x 18,4

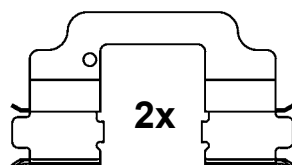
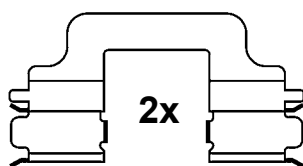


13.0460-2736.2 602736

VOLVO

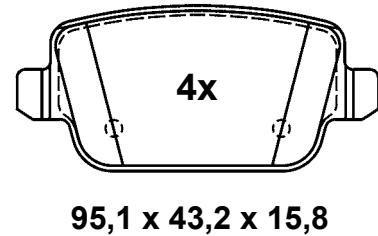


106,1 x 48,7 x 17,3

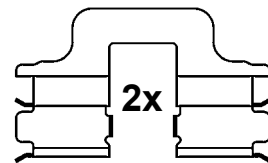
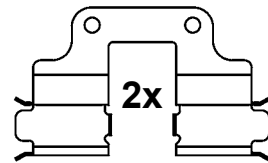


13.0460-2737.2 602737

LAND ROVER, VOLVO

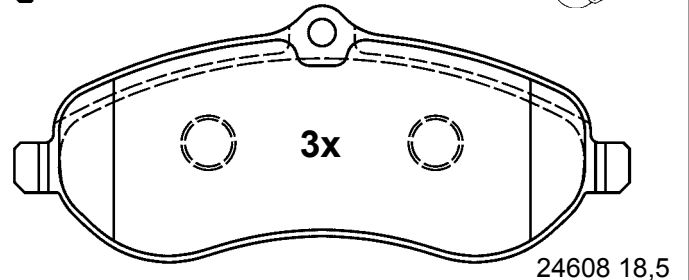


95,1 x 43,2 x 15,8

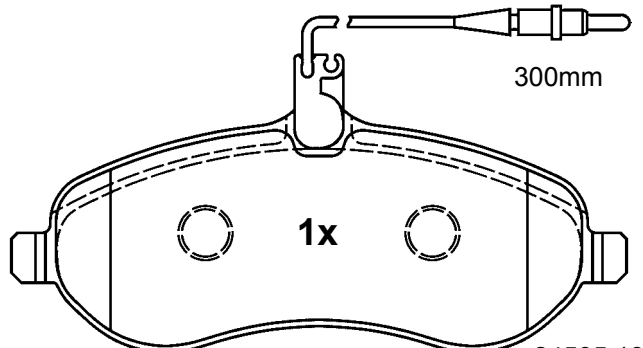


13.0460-2738.2 602738

CITROEN, FIAT, PEUGEOT

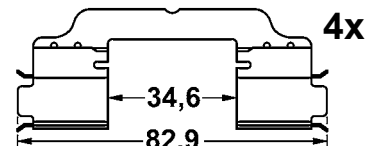


24608 18,5



24595 18,5

162,0 x 67,3 x 18,5



Abbildungen Scheibenbremsbeläge

Illustrations disc brake pads - Illustrazioni pastiglie freno -

Illustrations plaquettes de frein - Ilustraciones pastillas de freno



Maßstab - scale - scala - échelle - escala 1:2

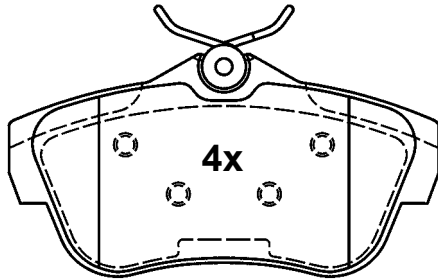
13.0460-2739.2 602739



CITROEN, FIAT, PEUGEOT



LUC



24578 16,5

113,3 x 58,5 x 16,5



4x



4x
M8x22

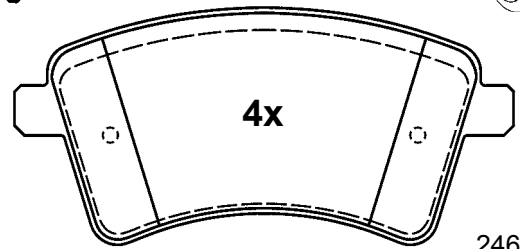
13.0460-2742.2 602742



MERCEDES BENZ, RENAULT

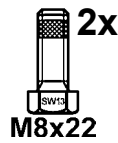


LUC

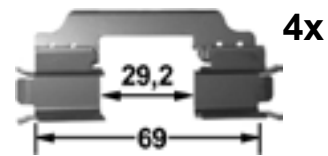


24693 17,5

131,0 x 62,3 x 17,5



2x
M8x22



4x

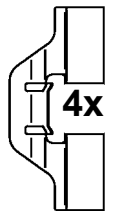
13.0460-2740.2 602740



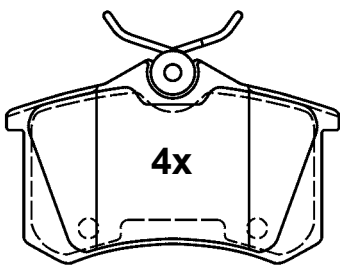
CITROEN, PEUGEOT, RENAULT



LUC



4x



23554 17,2

87,2 x 53,0 x 17,2



4x
M8x22


13.0460-2744.2 602744



MERCEDES BENZ, RENAULT



LUC

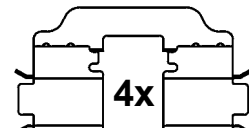


24692 15,9

95,4 x 43,8 x 15,9



2x
M8x22



4x

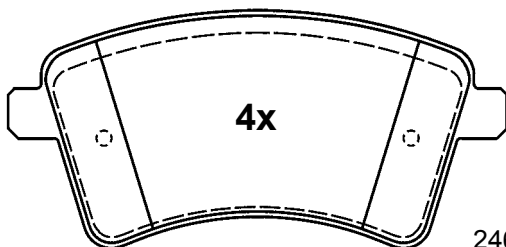
13.0460-2741.2 602741



RENAULT



LUC



24693 18,5

131,0 x 62,3 x 18,5



2x
M8x22



4x

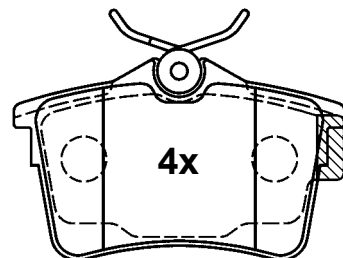
13.0460-2745.2 602745



CITROEN, PEUGEOT



LUC

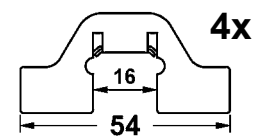


24765 16,5

87,2 x 52,8 x 16,5



4x
M8x22

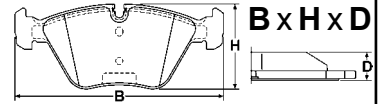


4x

Abbildungen Scheibenbremsbeläge

Illustrations disc brake pads - Illustrazioni pastiglie freno -

Illustrations plaquettes de frein - Ilustraciones pastillas de freno



Maßstab - scale - scala - échelle - escala 1:2

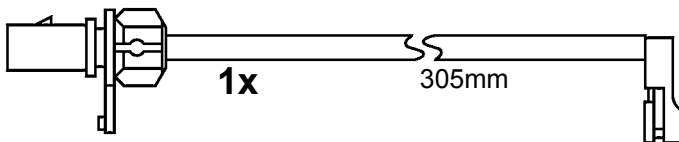
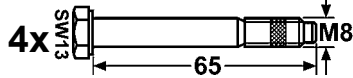
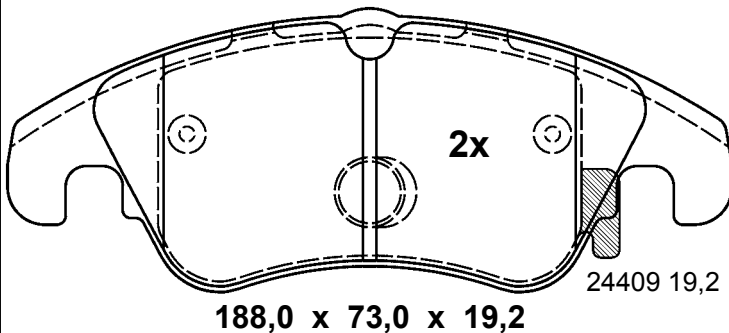
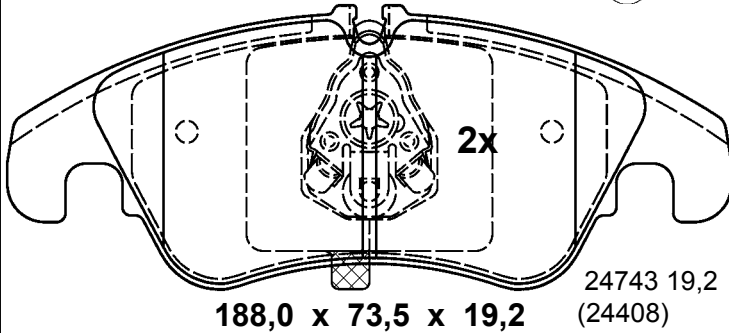
13.0460-2746.2 602746



AUDI



LUC



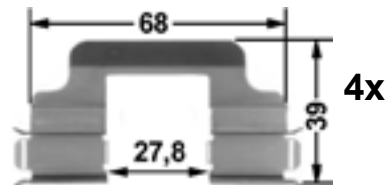
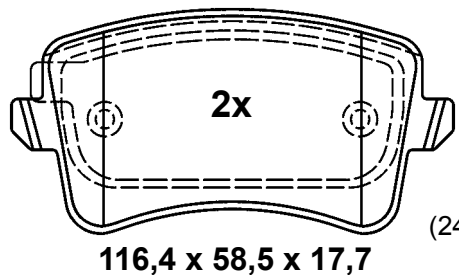
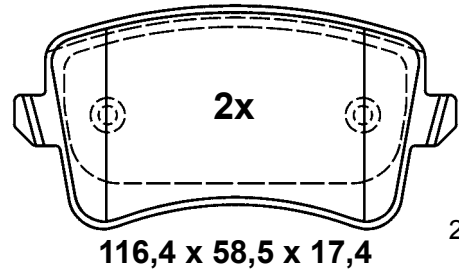
13.0460-2748.2 602748



AUDI



LUC



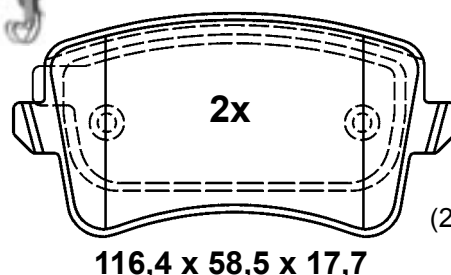
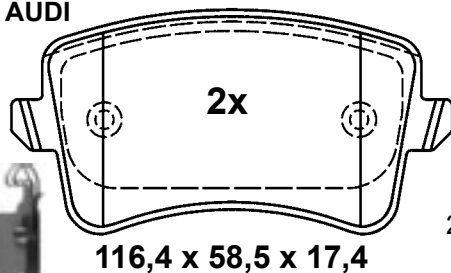
13.0460-2747.2 602747



AUDI



LUC



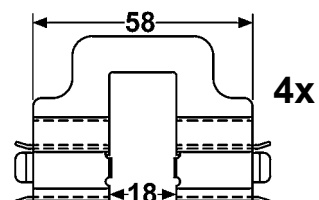
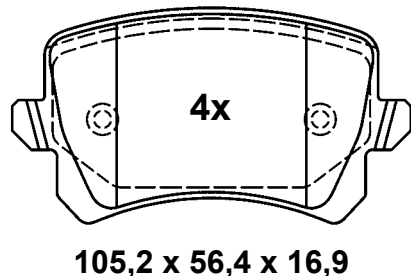
13.0460-2749.2 602749



AUDI, SEAT, VOLKSWAGEN

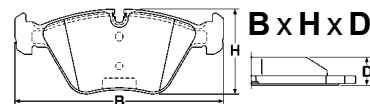


LUC



Abbildungen Scheibenbremsbeläge

Illustrations disc brake pads - Illustrazioni pastiglie freno -
Illustrations plaquettes de frein - Ilustraciones pastillas de freno



Maßstab - scale - scala - échelle - escala 1:2

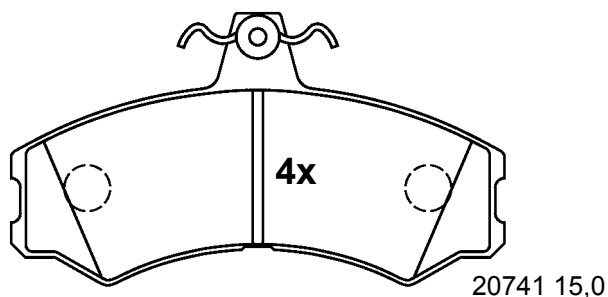
13.0460-2750.2 602750



IVECO



LUC



129,9 x 71,0 x 15,0

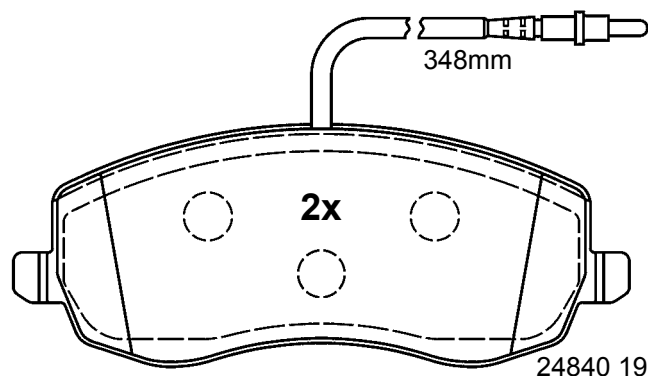
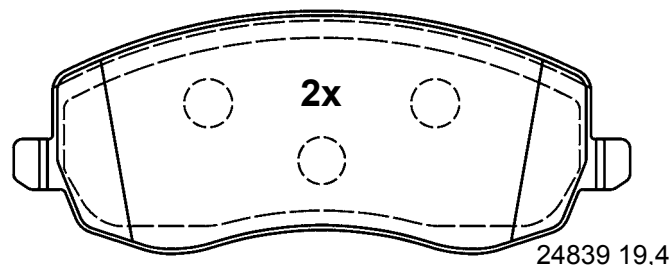
13.0460-2752.2 602752



CITROEN, FIAT, LANCIA,
PEUGEOT



LUC



162,5 x 63,8 x 19,4

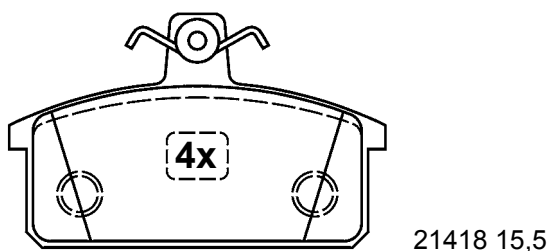
13.0460-2751.2 602751



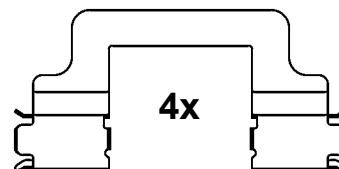
IVECO



LUC



99,9 x 61,0 x 15,5



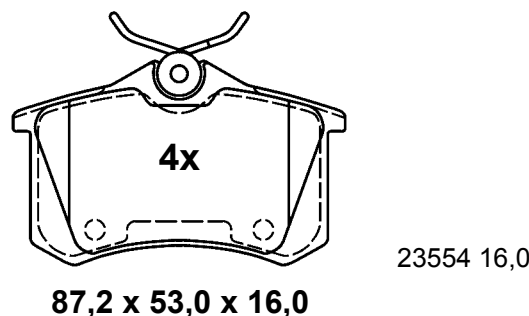
13.0460-2753.2 602753



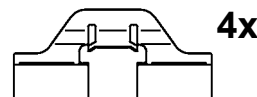
RENAULT



LUC



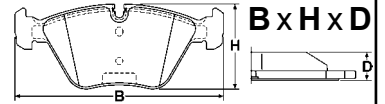
87,2 x 53,0 x 16,0



Abbildungen Scheibenbremsbeläge

Illustrations disc brake pads - Illustrazioni pastiglie freno -

Illustrations plaquettes de frein - Ilustraciones pastillas de freno



B x H x D

Maßstab - scale - scala - échelle - escala 1:2

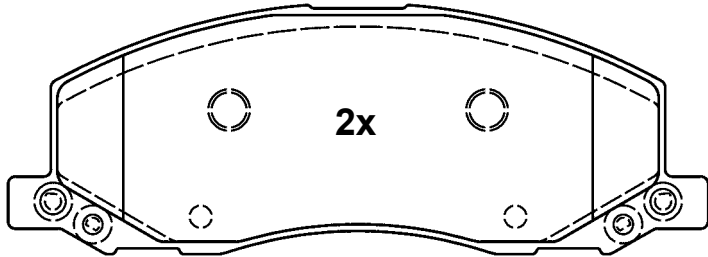
13.0460-2754.2 602754



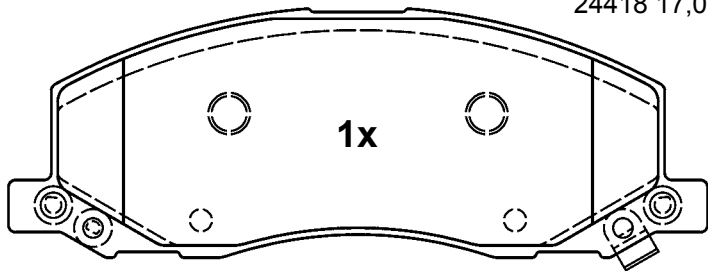
OPEL, SAAB, VAUXHALL



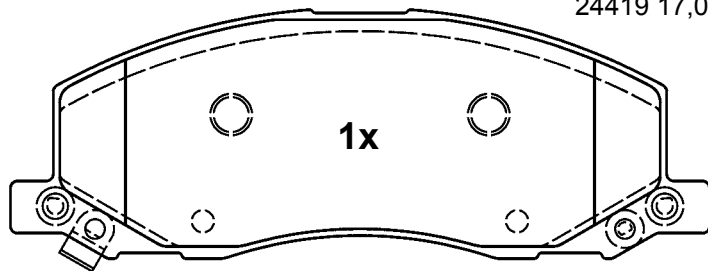
LUC



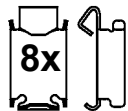
24418 17,0



24419 17,0



24410 17,0



184,5 x 65,4 x 17,0

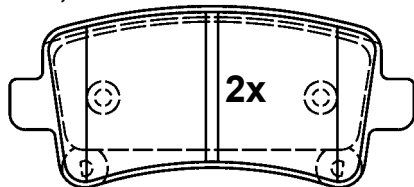
13.0460-2755.2 602755



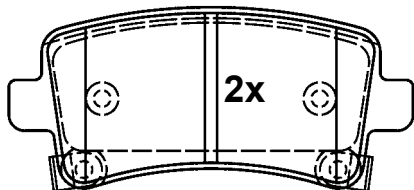
OPEL, VAUXHALL



LUC

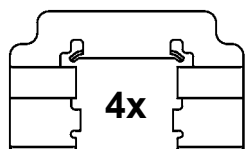


24421 17,2



24422 17,2

106,3 x 47,1 x 17,2



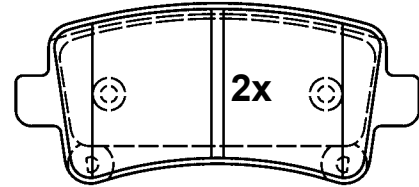
13.0460-2758.2 602758



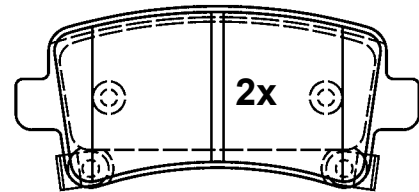
OPEL, VAUXHALL



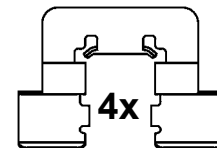
LUC



24421 17,2



24422 17,2



106,3 x 47,1 x 17,2

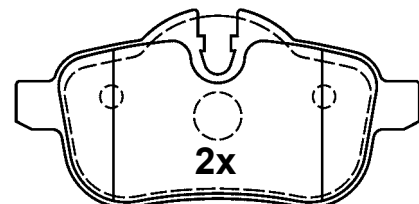
13.0460-2759.2 602759



BMW

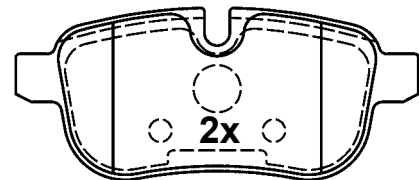


LUC



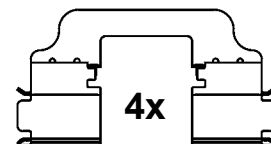
24559 17,8

106,0 x 52,3 x 17,8



24560 17,8

106,0 x 45,1 x 17,8



Abbildungen Scheibenbremsbeläge

Illustrations disc brake pads - Illustrazioni pastiglie freno -

Illustrations plaquettes de frein - Ilustraciones pastillas de freno



Maßstab - scale - scala - échelle - escala 1:2

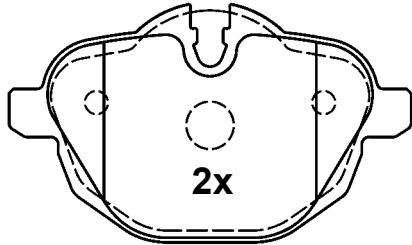
13.0460-2760.2 602760



BMW



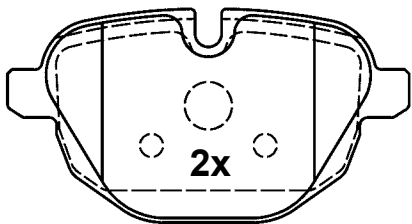
LUC



2x

24561 17,7

106,0 x 63,2 x 17,7



2x

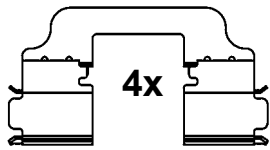
24562 17,7

106,0 x 56,2 x 17,7



4x

M8x21



4x

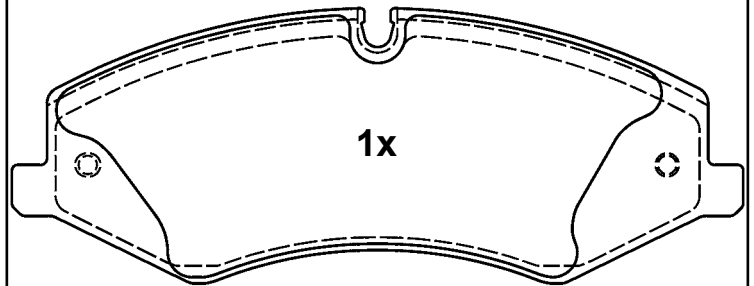
13.0460-2762.2 602762



LAND ROVER

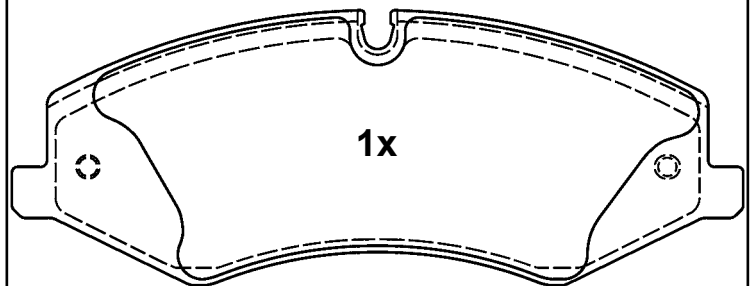


LUC



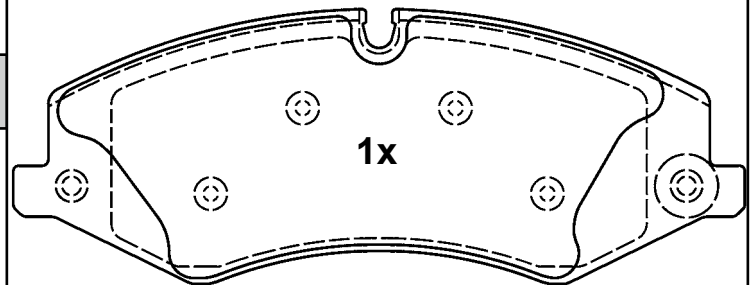
1x

24021 18,5



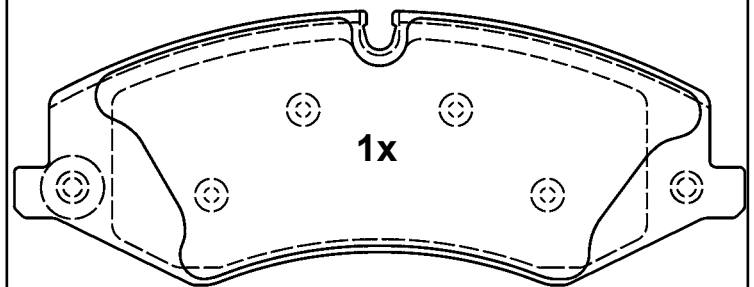
1x

24022 18,5



1x

24203 18,5



1x

24204 18,5

192,7 x 72,2 x 18,5

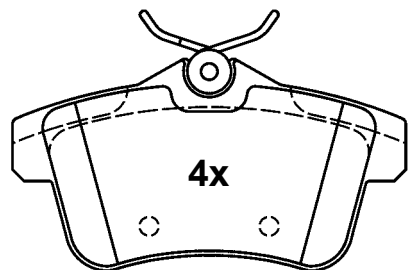
13.0460-2761.2 602761



CITROEN, PEUGEOT



LUC



4x

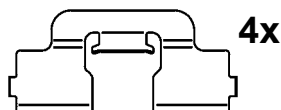
24922 17,5

103,8 x 55,6 x 17,5



4x

M8x22

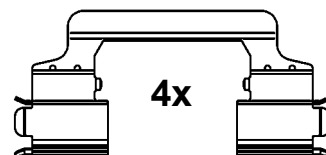


4x



4x

M8x21

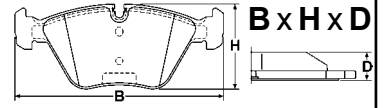


4x

Abbildungen Scheibenbremsbeläge

Illustrations disc brake pads - Illustrazioni pastiglie freno -

Illustrations plaquettes de frein - Ilustraciones pastillas de freno



Maßstab - scale - scala - échelle - escala 1:2

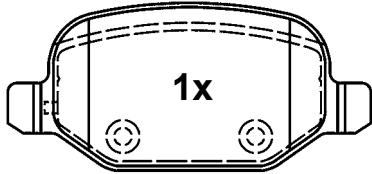
13.0460-2763.2 602763



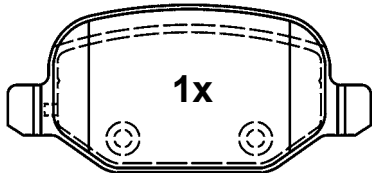
ALFA ROMEO



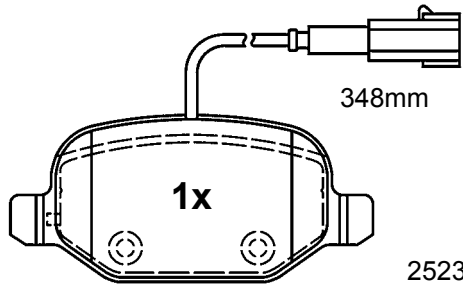
LUC



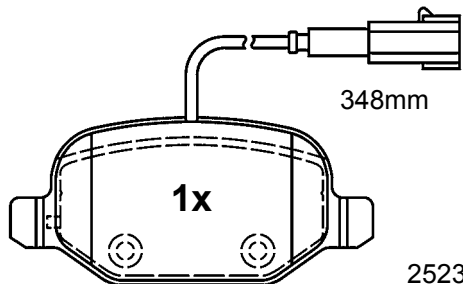
23661 17,2



23661 17,2

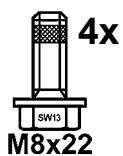


25237 17,2

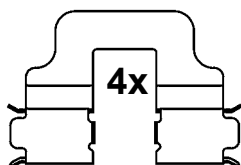


25237 17,2

95,5 x 43,9 x 17,2



M8x22



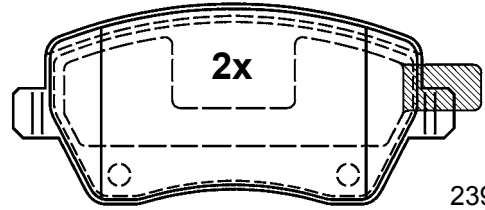
13.0460-2774.2 602774



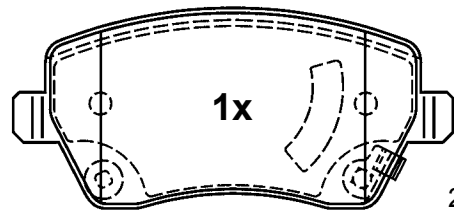
NISSAN



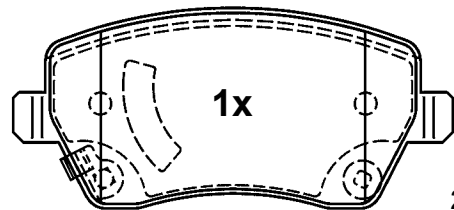
LUC



23973 17,4



24403 17,4



24403 17,4

116,3 x 52,4 x 17,4

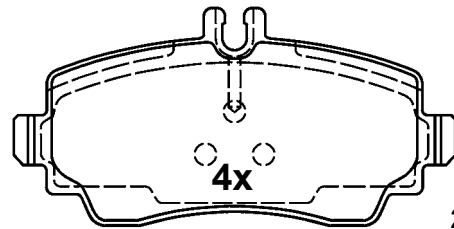
13.0460-2776.2 602776



MERCEDES BENZ

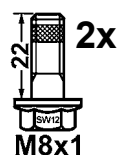


LUC

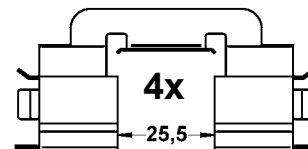


23070 17,0

116,5 x 57,1 x 17,0



M8x1



Abbildungen Scheibenbremsbeläge

Illustrations disc brake pads - Illustrazioni pastiglie freno -

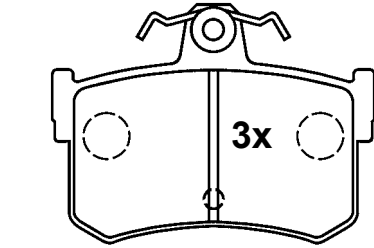
Illustrations plaquettes de frein - Ilustraciones pastillas de freno



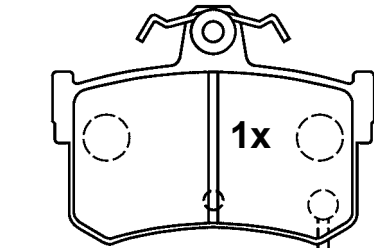
Maßstab - scale - scala - échelle - escala 1:2

13.0460-2800.2 602800

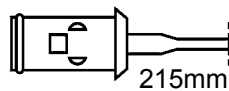
HONDA



20087 14,6



20091 14,6

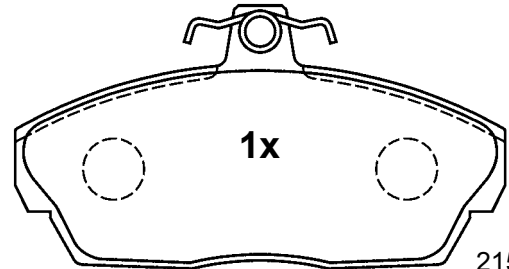


215mm

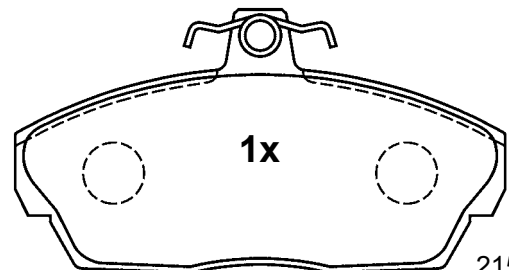
85,1 x 62,2 x 14,6

13.0460-2803.2 602803

HONDA, MG, ROVER



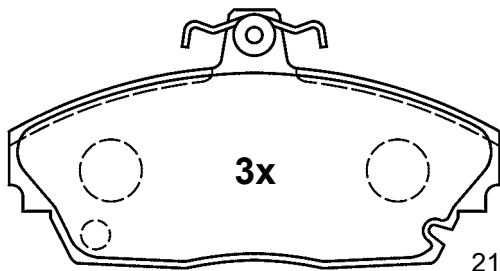
21515 17,5



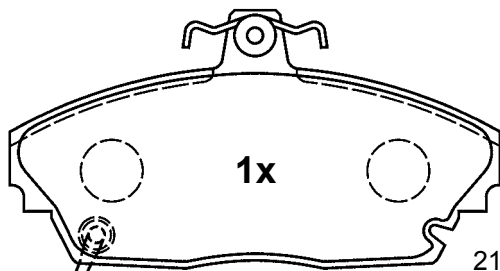
21515 17,5

13.0460-2802.2 602802

HONDA, ROVER



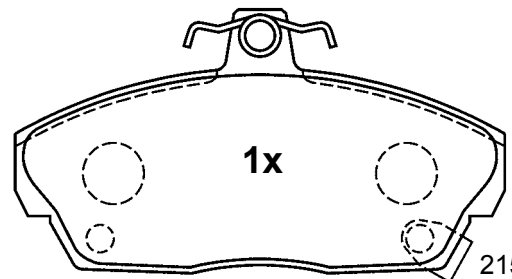
21245 17,5



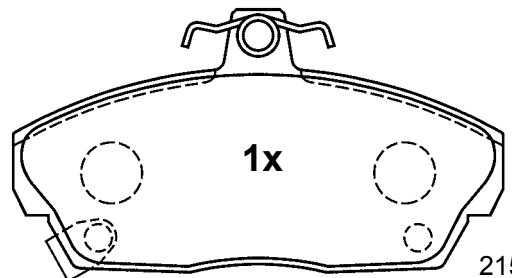
21246 17,5

215mm

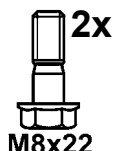
129,2 x 68,2 x 17,5



21516 17,5



21517 17,5



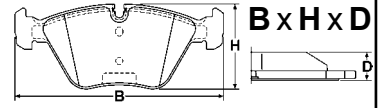
M8x22

129,1 x 68,8 x 17,5

Abbildungen Scheibenbremsbeläge

Illustrations disc brake pads - Illustrazioni pastiglie freno -

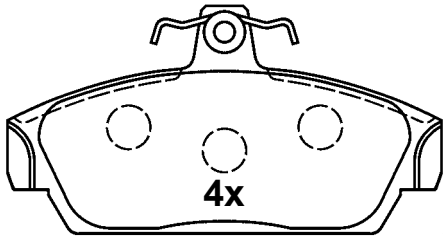
Illustrations plaquettes de frein - Ilustraciones pastillas de freno



Maßstab - scale - scala - échelle - escala 1:2

13.0460-2804.2 602804

MG, ROVER

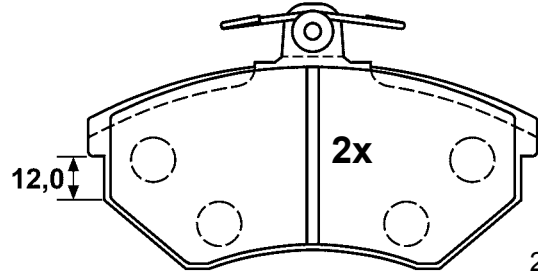


21518 17,0

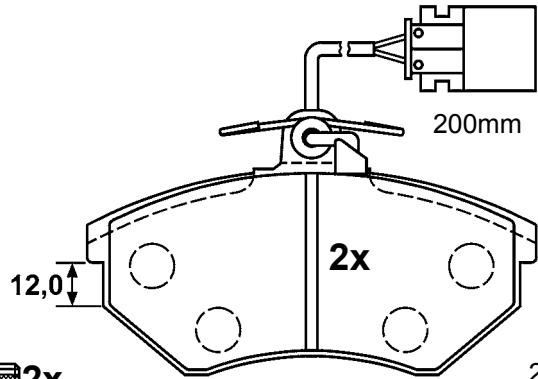
115,2 x 60,4 x 17,0

13.0460-2806.2 602806

VOLKSWAGEN



20168 19,3



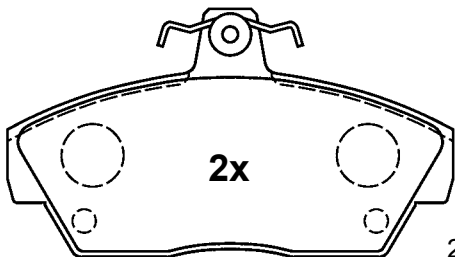
21366 19,3



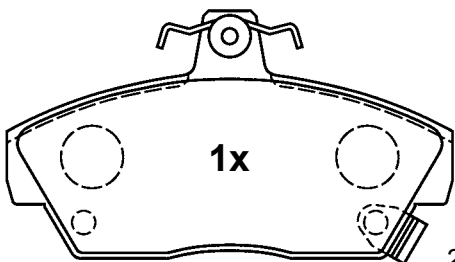
119,0 x 69,5 x 19,3

13.0460-2805.2 602805

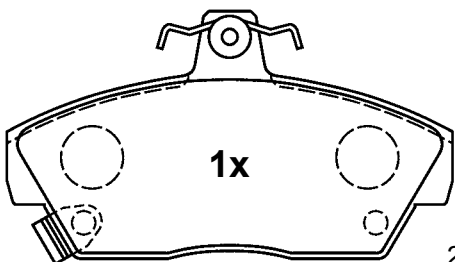
ROVER



21520 17,5



21521 17,5

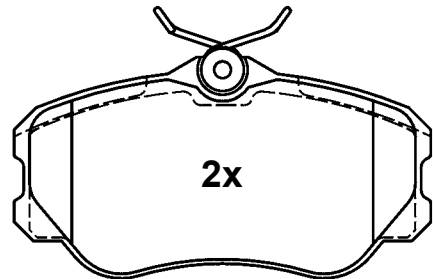


21522 17,5

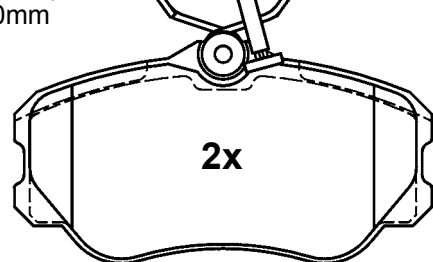
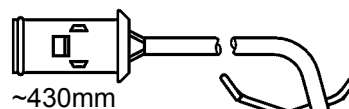
117,5 x 65,6 x 17,5

13.0460-2809.2 602809

ALFA ROMEO



21182 19,4



21183 19,4

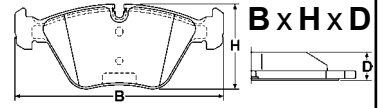


110,0 x 58,5 x 19,4

Abbildungen Scheibenbremsbeläge

Illustrations disc brake pads - Illustrazioni pastiglie freno -

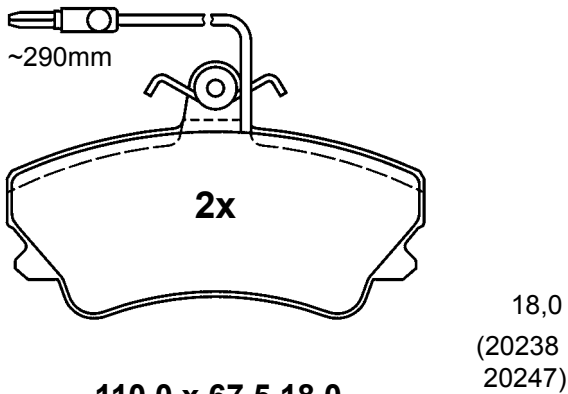
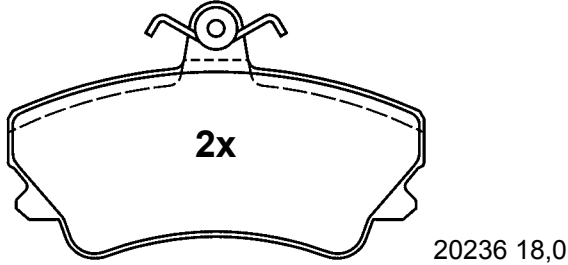
Illustrations plaquettes de frein - Ilustraciones pastillas de freno



Maßstab - scale - scala - échelle - escala 1:2

13.0460-2810.2 602810

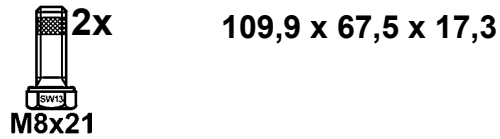
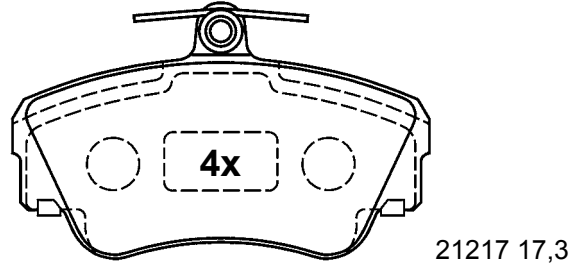
RENAULT



110,0 x 67,5 18,0

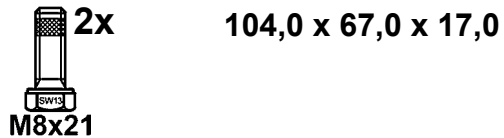
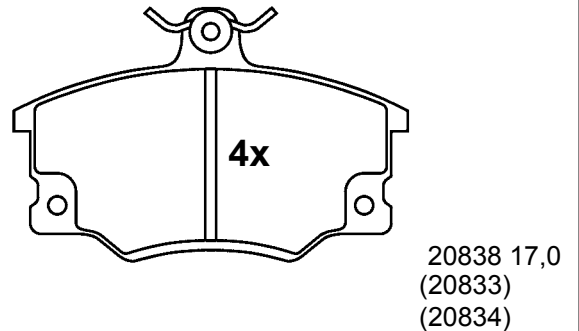
13.0460-2812.2 602812

VOLVO



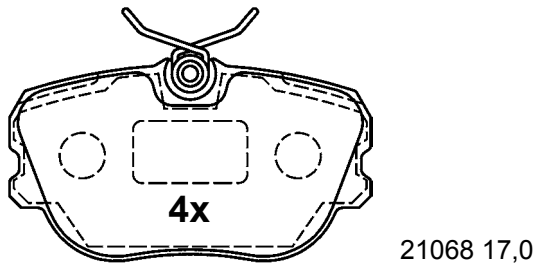
13.0460-2813.2 602813

LANCIA



13.0460-2811.2 602811

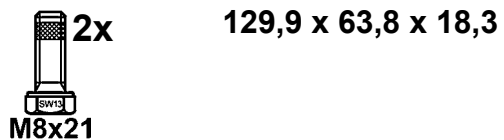
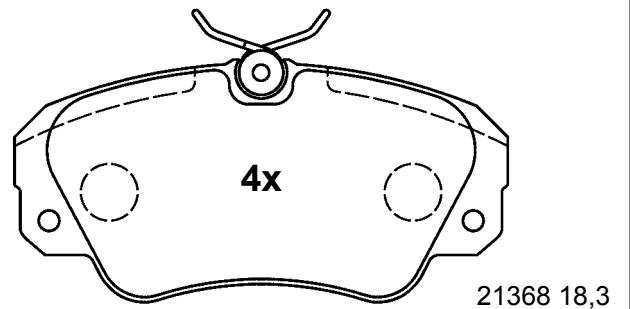
SAAB



94,8 x 52,6 x 17,0

13.0460-2815.2 602815

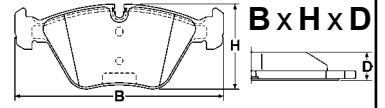
OPEL, VAUXHALL



Abbildungen Scheibenbremsbeläge

Illustrations disc brake pads - Illustrazioni pastiglie freno -

Illustrations plaquettes de frein - Ilustraciones pastillas de freno



Maßstab - scale - scala - échelle - escala 1:2

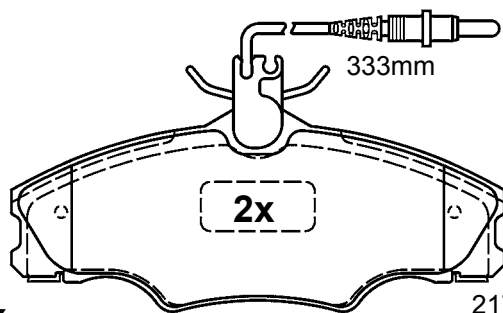
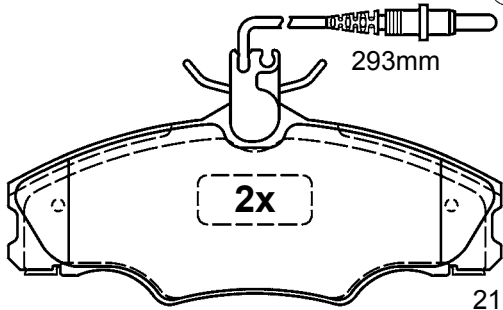
13.0460-2816.2 602816



PEUGEOT



LUC



130,0 x 52,8 x 19,3

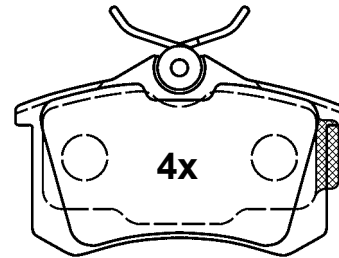
13.0460-2819.2 602819



CITROEN, FIAT, FORD, LANCIA
PEUGEOT, SEAT, VOLKSWAGEN



LUC



87,6 x 52,9 x 17,2

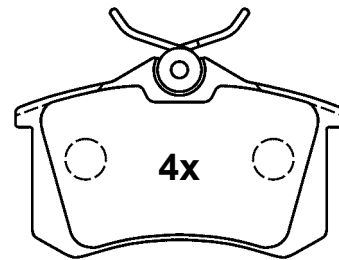
13.0460-2820.2 602820



AUDI, SEAT, SKODA
VOLKSWAGEN



LUC



87,6 x 52,9 x 17,2

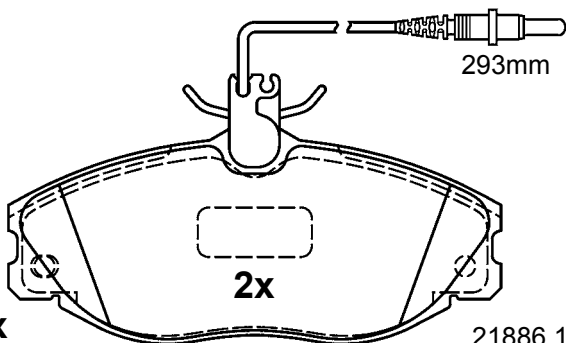
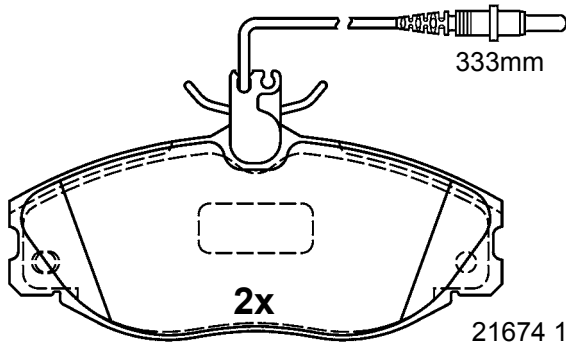
13.0460-2817.2 602817



CITROEN, PEUGEOT



LUC



129,9 x 56,4 x 19,0

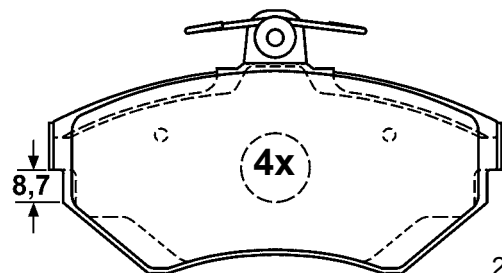
13.0460-2821.2 602821



SEAT, VOLKSWAGEN



LUC

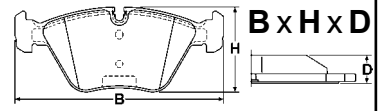


119,1 x 69,5 x 16,0

Abbildungen Scheibenbremsbeläge

Illustrations disc brake pads - Illustrazioni pastiglie freno -

Illustrations plaquettes de frein - Ilustraciones pastillas de freno



Maßstab - scale - scala - échelle - escala 1:2

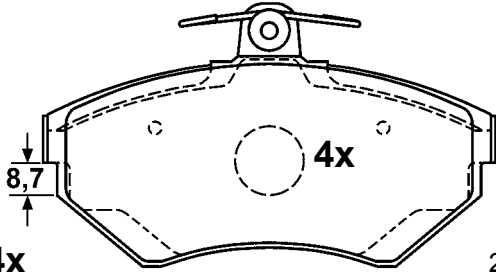
13.0460-2822.2 602822



AUDI, VOLKSWAGEN



LUC



21945 19,6



119,1 x 69,5 x 19,6

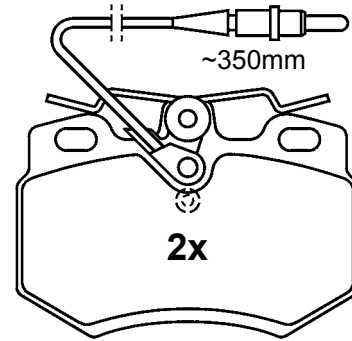
13.0460-2825.2 602825



CITROEN



LUC



21616 17,7

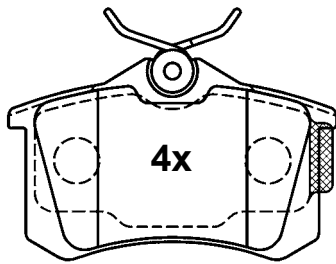
13.0460-2823.2 602823



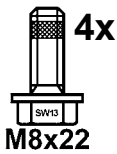
CITROEN, PEUGEOT



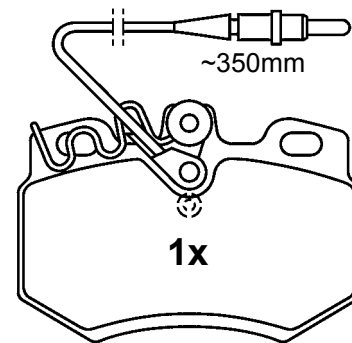
LUC



23554 17,2



86,8 x 52,9 x 17,2



21614 17,7

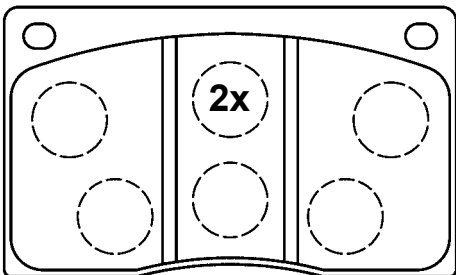
13.0460-2824.2 602824



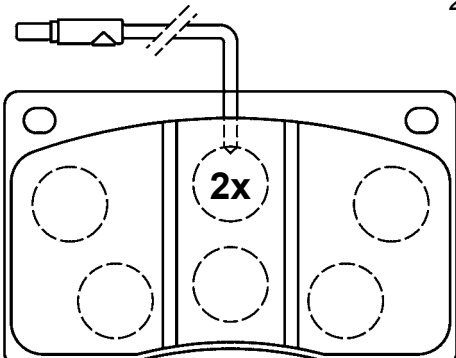
RENAULT



LUC

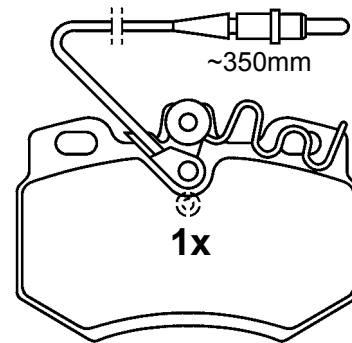


20380 15,6



21110 15,6

119,7 x 71,0 x 15,6



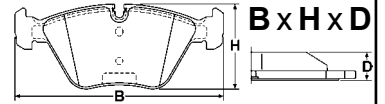
21615 17,7

89,9 x 62,9 x 17,7

Abbildungen Scheibenbremsbeläge

Illustrations disc brake pads - Illustrazioni pastiglie freno -

Illustrations plaquettes de frein - Ilustraciones pastillas de freno



Maßstab - scale - scala - échelle - escala 1:2

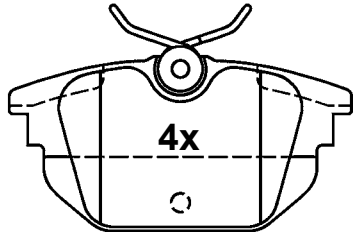
13.0460-2826.2 602826



ALFA ROMEO, FIAT, LANCIA



LUC



23177 14,2

87,0 x 44,6 x 14,2



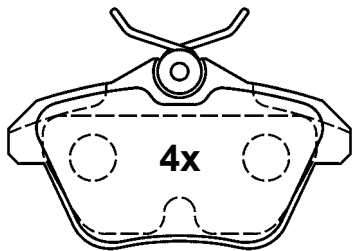
13.0460-2827.2 602827



ALFA ROMEO, LANCIA



LUC



21606 16,7

89,8 x 49,9 x 16,7



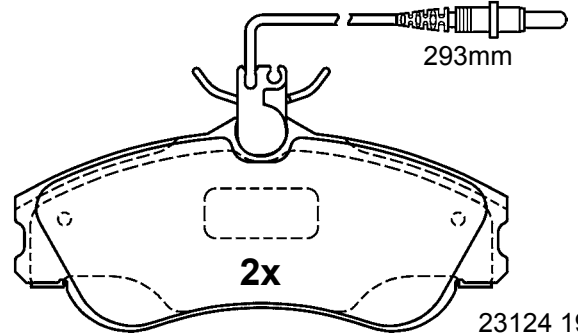
13.0460-2829.2 602829



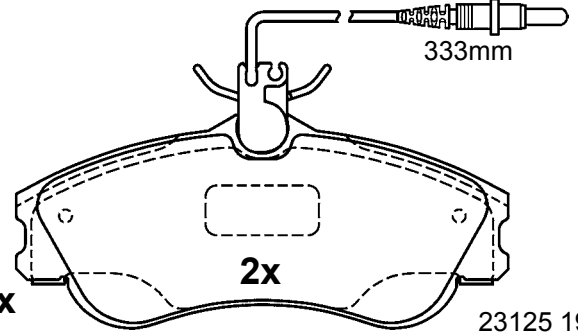
CITROEN, PEUGEOT



LUC



23124 19,0



23125 19,0



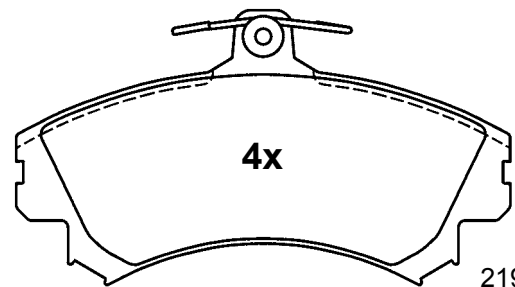
13.0460-2830.2 602830



MITSUBISHI, VOLVO

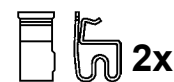
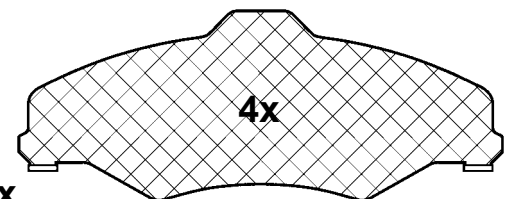


LUC



21920 14,6

129,9 x 72,7 x 14,6



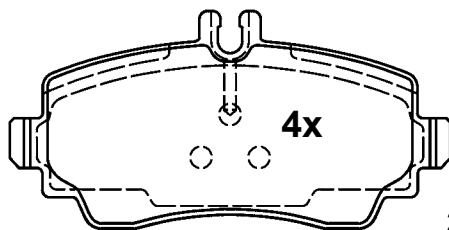
13.0460-2828.2 602828



MERCEDES BENZ

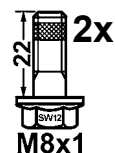


LUC



23070 19,5

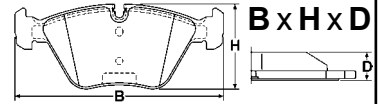
116,5 x 57,1 x 19,5



Abbildungen Scheibenbremsbeläge

Illustrations disc brake pads - Illustrazioni pastiglie freno -

Illustrations plaquettes de frein - Ilustraciones pastillas de freno

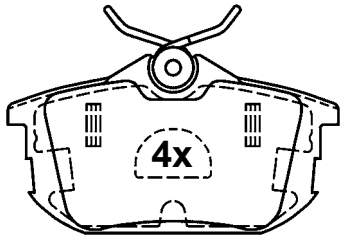


Maßstab - scale - scala - échelle - escala 1:2

13.0460-2831.2 602831



MITSUBISHI, VOLVO



21861 15,2

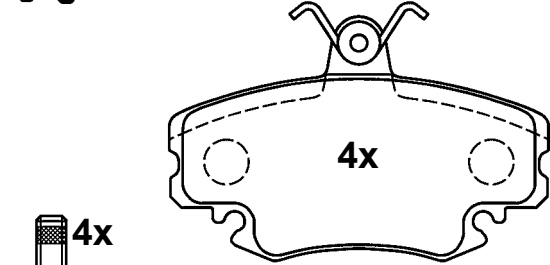
87,0 x 47,0 x 15,2



13.0460-2834.2 602834



DACIA, RENAULT



21463 18,2

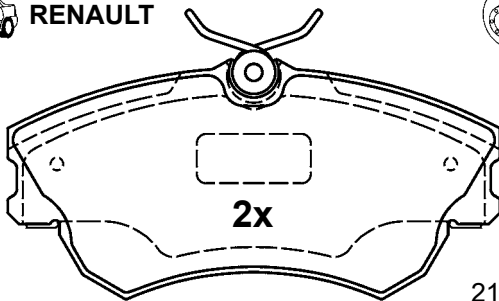
99,9 x 64,8 x 18,2



13.0460-2832.2 602832

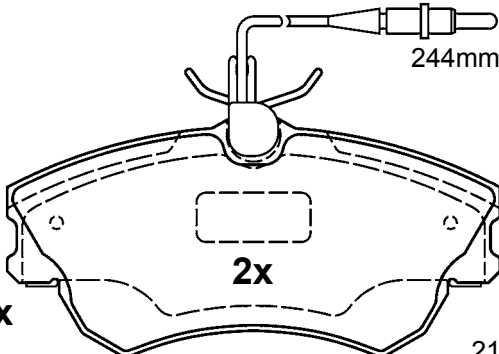


RENAULT



21888 18,1

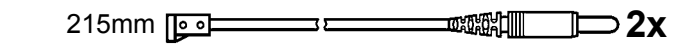
2x



21889 18,1

2x

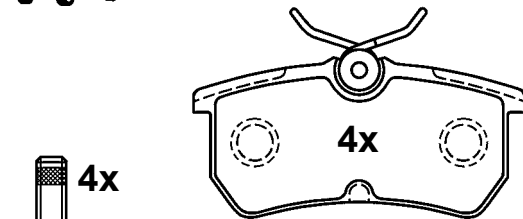
129,8 x 63,0 x 18,1



13.0460-2835.2 602835



FORD



23353 14,8

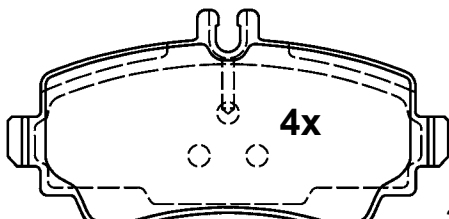
87,5 x 42,4 x 14,8



13.0460-2833.2 602833

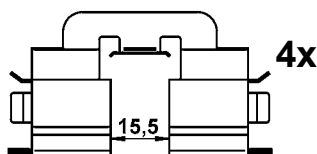
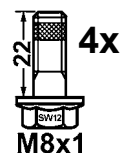


MERCEDES BENZ



23070 17,0

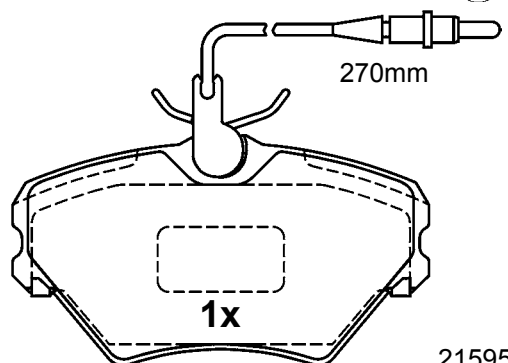
116,5 x 57,1 x 17,0



13.0460-2836.2 602836

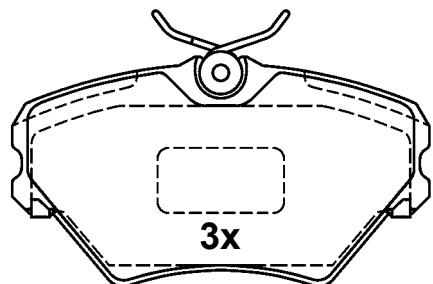


RENAULT



21595 18,3

1x



21596 18,3

3x

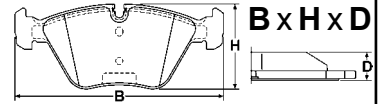
109,9 x 60,7 x 18,3



Abbildungen Scheibenbremsbeläge

Illustrations disc brake pads - Illustrazioni pastiglie freno -

Illustrations plaquettes de frein - Ilustraciones pastillas de freno



Maßstab - scale - scala - échelle - escala 1:2

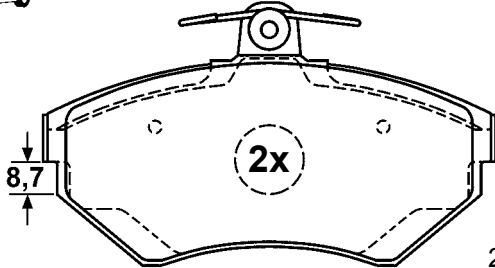
13.0460-2837.2 602837



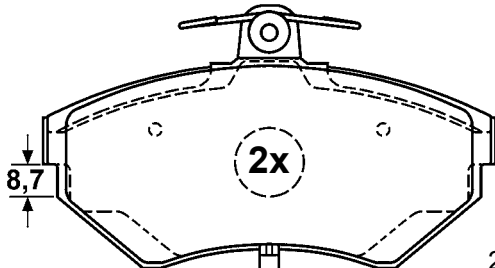
AUDI, SEAT, VOLKSWAGEN



LUC



21945 19,6

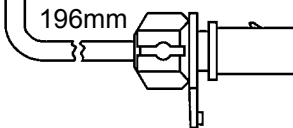


23393 19,6



M8x21

119,1 x 69,5 x 19,6



196mm

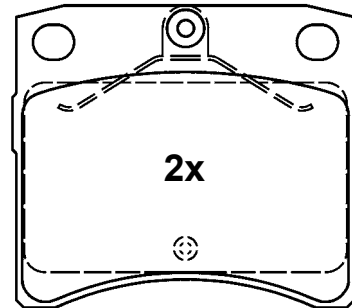
13.0460-2839.2 602839



VOLKSWAGEN

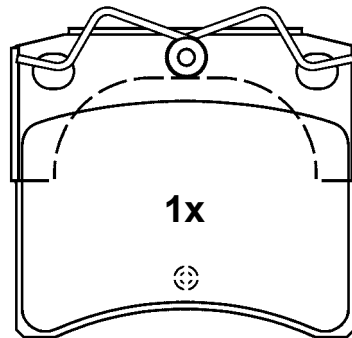


LUC



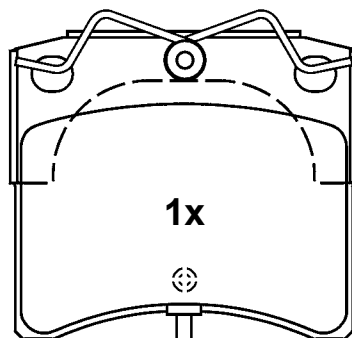
20651 18,3

91,5 x 80,0 x 18,3



21635 18,7

91,7 x 80,0 x 18,7



23176 18,7

196mm

91,7 x 80,0 x 18,7

1x

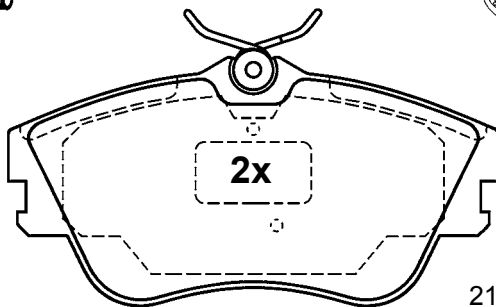
13.0460-2838.2 602838



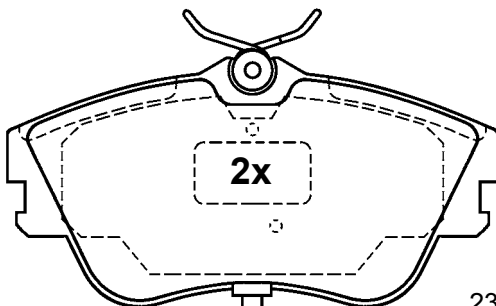
VOLKSWAGEN



LUC



21479 19,2

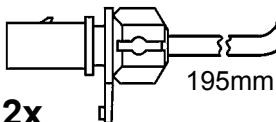


23445 19,2



M8x21

129,9 x 65,2 x 19,2



195mm

Abbildungen Scheibenbremsbeläge

Illustrations disc brake pads - Illustrazioni pastiglie freno -

Illustrations plaquettes de frein - Ilustraciones pastillas de freno

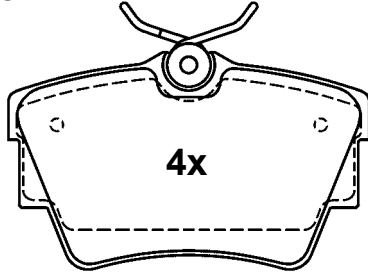


Maßstab - scale - scala - échelle - escala 1:2

13.0460-2840.2 602840



NISSAN, OPEL, RENAULT
VAUXHALL



4x



4x

M8x21

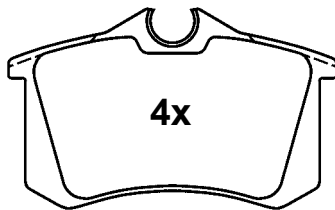
94,7 x 57,2 x 16,5

23980 16,5

13.0460-2842.2 602842



PEUGEOT



4x



2x

M8x22

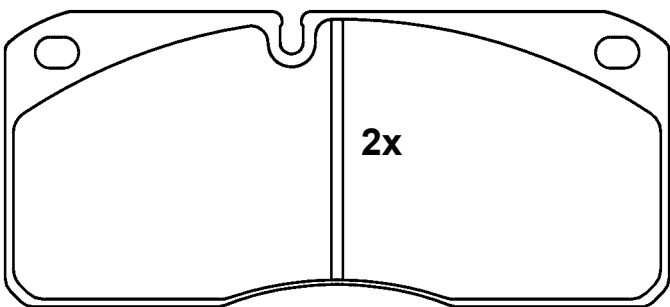
86,8 x 52,9 x 15,2

20961 15,2

13.0460-2843.2 602843

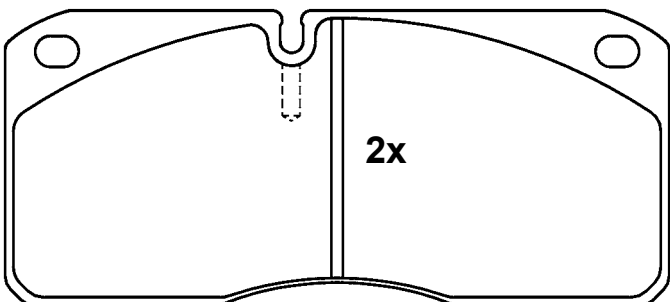


IVECO



2x

22,3



2x

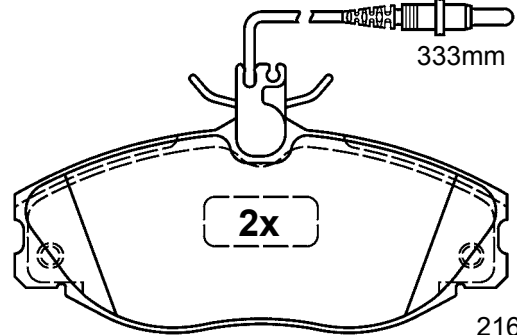
29067 22,3

175,0 x 78,0 x 22,3

13.0460-2844.2 602844



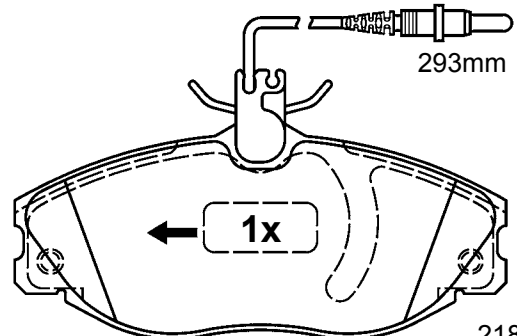
PEUGEOT



2x

333mm

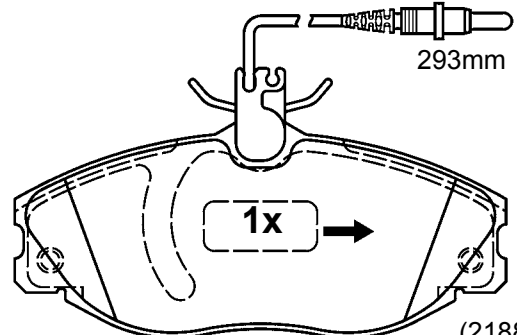
21674 19,4



1x

293mm

21886 19,4



1x

293mm

(21886) 19,4



4x

M8x21

129,8 x 56,4 x 19,4

13.0460-2845.2 602845

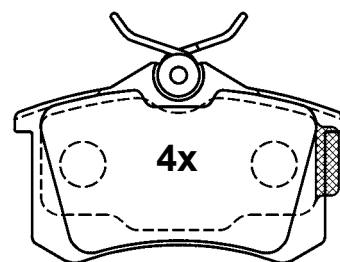


RENAULT



4x

M8x22



4x

23554 16,4



4x

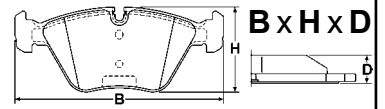
15,5

86,8 x 52,9 x 16,4

Abbildungen Scheibenbremsbeläge

Illustrations disc brake pads - Illustrazioni pastiglie freno -

Illustrations plaquettes de frein - Ilustraciones pastillas de freno



Maßstab - scale - scala - échelle - escala 1:2

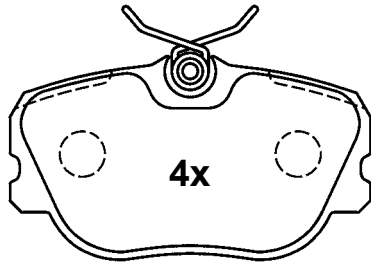
13.0460-2846.2 602846



VOLVO



LUC



4x

21010 15,8



2x

M8x21

95,0 x 52,3 x 15,8

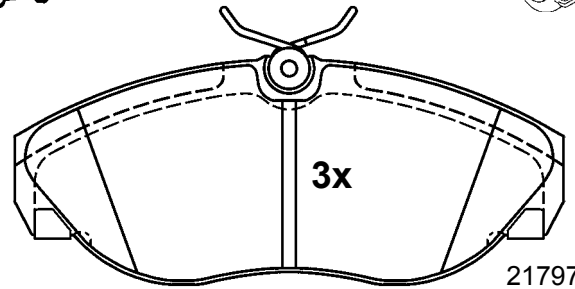
13.0460-2850.2 602850



CITROEN, FIAT, PEUGEOT

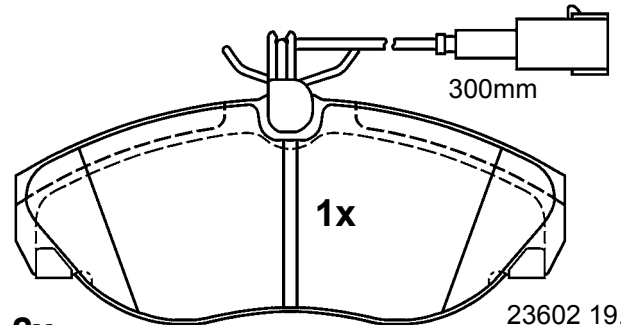


LUC



3x

21797 19,7



1x

23602 19,7



2x

M8x21

144,8 x 60,8 x 19,7

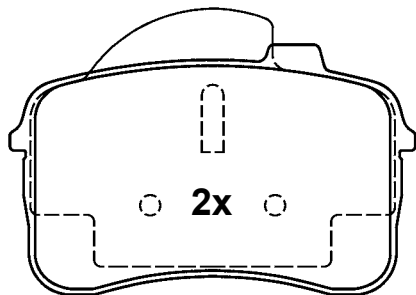
13.0460-2847.2 602847



AUDI



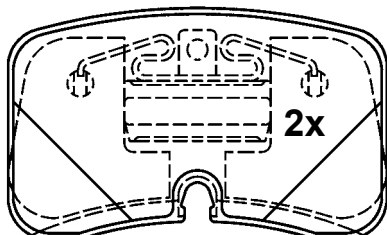
ATE



2x

21219 17,1

107,2 x 66,2 x 17,1



2x

21306 16,8

100,0 x 61,1 x 16,8

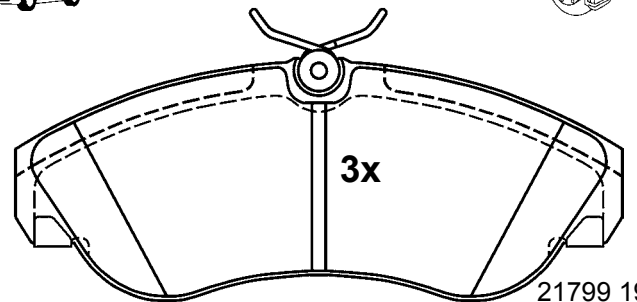
13.0460-2852.2 602852



CITROEN, FIAT, PEUGEOT

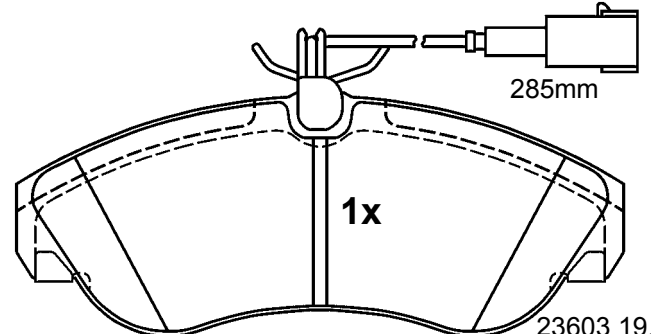


LUC



3x

21799 19,7



1x

23603 19,7



2x

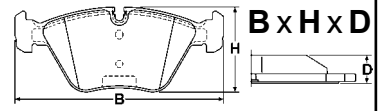
M8x21

159,8 x 64,1 x 19,7

Abbildungen Scheibenbremsbeläge

Illustrations disc brake pads - Illustrazioni pastiglie freno -

Illustrations plaquettes de frein - Ilustraciones pastillas de freno



Maßstab - scale - scala - échelle - escala 1:2

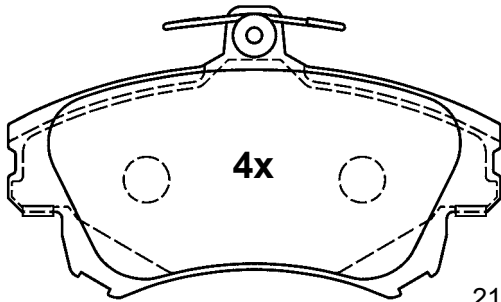
13.0460-2853.2 602853



MITSUBISHI, SMART, VOLVO

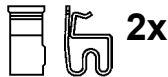
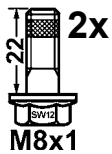


LUC



21983 17,2

129,9 x 76,7 x 17,2



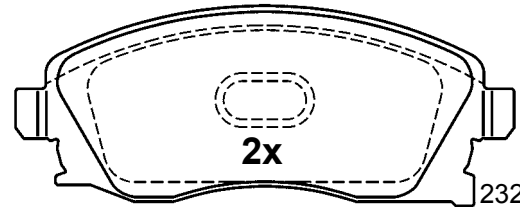
13.0460-2857.2 602857



OPEL, VAUXHALL

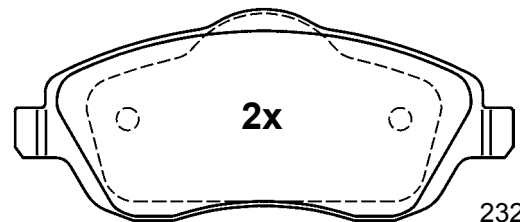


LUC



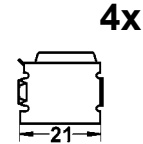
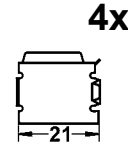
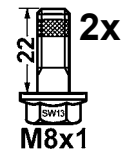
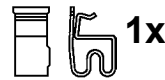
23225 17,0

131,5 x 52,3 x 17,0



23226 17,0

131,5 x 55,4 x 17,0



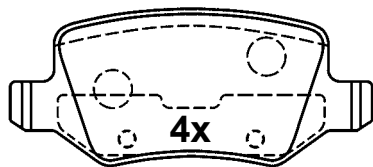
13.0460-2855.2 602855



MERCEDES BENZ



LUC



23138 14,6

95,6 x 41,3 x 14,6



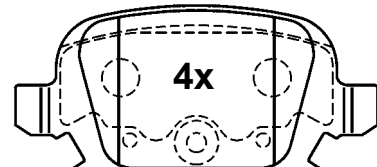
13.0460-2858.2 602858



FIAT, OPEL, VAUXHALL



LUC



23284 14,0

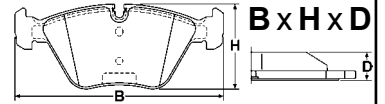
95,6 x 43,8 x 14,0



Abbildungen Scheibenbremsbeläge

Illustrations disc brake pads - Illustrazioni pastiglie freno -

Illustrations plaquettes de frein - Ilustraciones pastillas de freno



Maßstab - scale - scala - échelle - escala 1:2

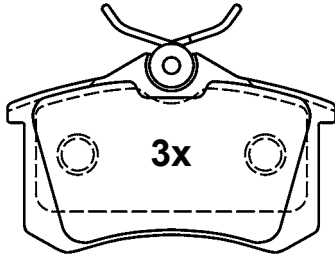
13.0460-2859.2 602859



FORD, SEAT, VOLKSWAGEN

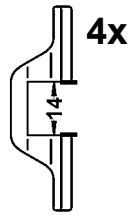


LUC



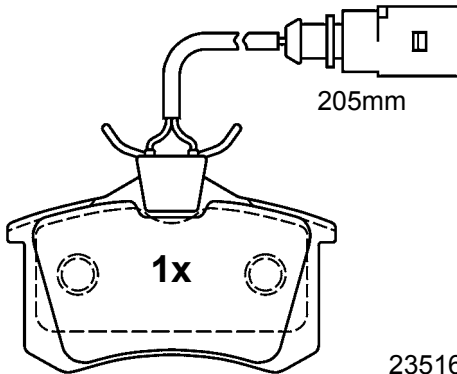
3x

20961 17,2



4x

205mm



1x

23516 17,2



4x

M8x21

87,6 x 52,9 x 17,2

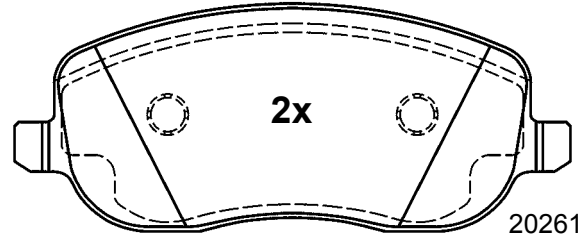
13.0460-2863.2 602863



CITROEN, FIAT, LANCIA
PEUGEOT

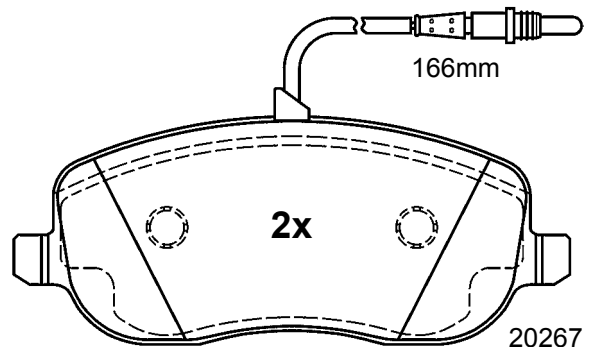


LUC



2x

20261 19,0



2x

20267 19,0

166mm

146,6 x 60,0 19,0

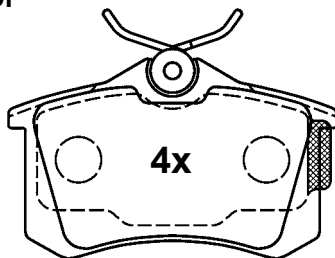
13.0460-2860.2 602860



AUDI



LUC



4x

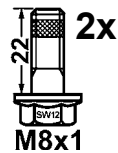
23554 16,3



4x

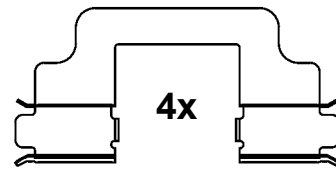
M8x22

86,8 x 52,9 x 16,3



2x

M8x1



4x

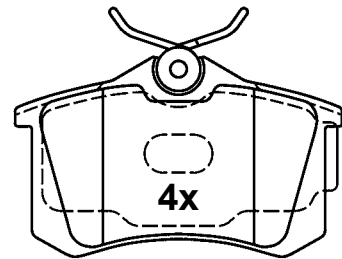
13.0460-2864.2 602864



AUDI, SEAT, VOLKSWAGEN



LUC



4x

20961 17,4

87,2 x 52,9 x 17,4

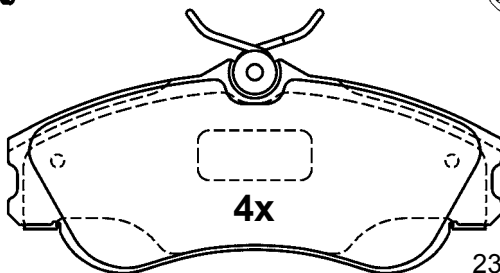
13.0460-2862.2 602862



CITROEN, PEUGEOT



LUC



4x

23346 19,0



2x

M8x21

129,9 x 56,2 x 19,0



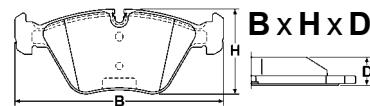
2x

M8x21

Abbildungen Scheibenbremsbeläge

Illustrations disc brake pads - Illustrazioni pastiglie freno -

Illustrations plaquettes de frein - Ilustraciones pastillas de freno



Maßstab - scale - scala - échelle - escala 1:2

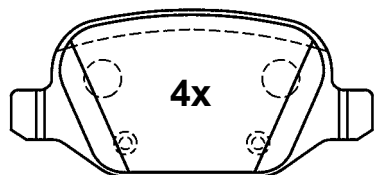
13.0460-2867.2 602867



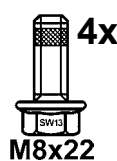
ALFA ROMEO, FIAT, LANCIA



LUC



23517 16,6



95,6 x 43,9 x 16,6

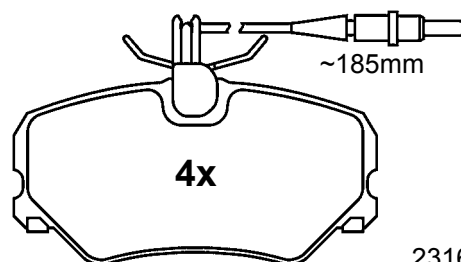
13.0460-2869.2 602869



PEUGEOT



LUC



23169 19,4

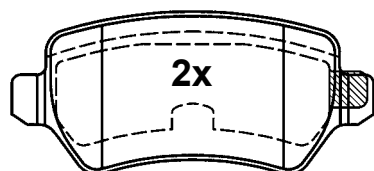
13.0460-2868.2 602868



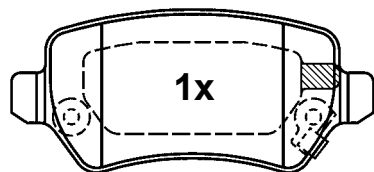
KIA, OPEL, VAUXHALL



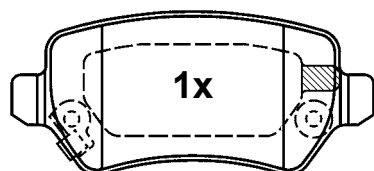
LUC



23417 15,3

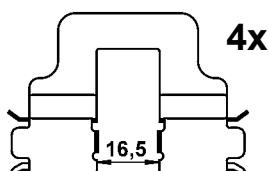
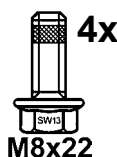


23654 15,3



23655 15,3

95,3 x 42,8 x 15,3



94,8 x 48,9 x 19,4

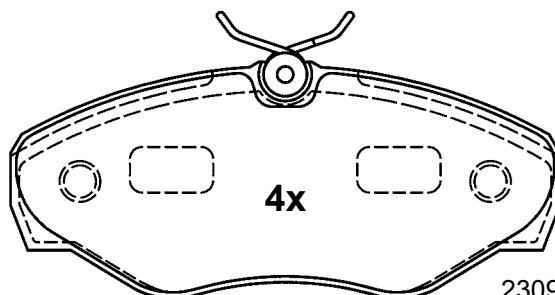
13.0460-2870.2 602870



NISSAN, OPEL, RENAULT
VAUXHALL



LUC



23099 18,4

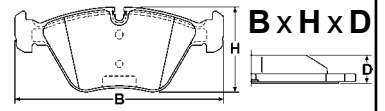
144,8 x 62,4 x 18,4



Abbildungen Scheibenbremsbeläge

Illustrations disc brake pads - Illustrazioni pastiglie freno -

Illustrations plaquettes de frein - Ilustraciones pastillas de freno



Maßstab - scale - scala - échelle - escala 1:2

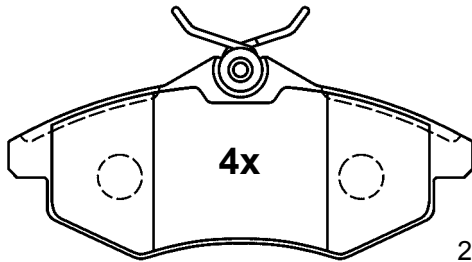
13.0460-2871.2 602871



CITROEN



LUC



23407 19,0



122,5 x 53,0 x 19,0

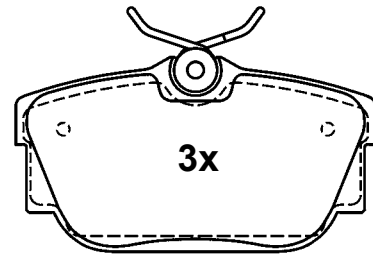
13.0460-2874.2 602874



VOLKSWAGEN



LUC



23224 16,5

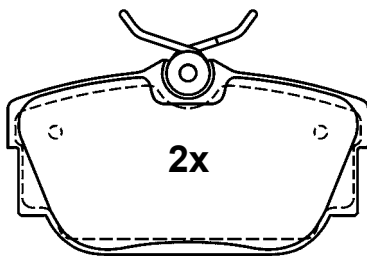
13.0460-2872.2 602872



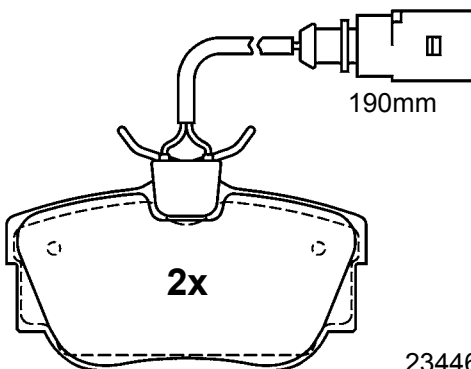
FORD, SEAT, VOLKSWAGEN



LUC



23224 16,5

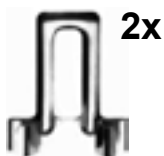


23446 16,5

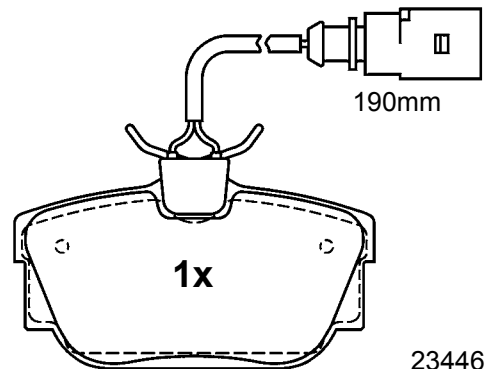
94,7 x 50,9 x 16,5



4x

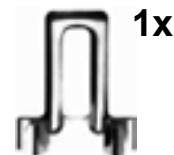


2x



23446 16,5

94,7 x 50,9 x 16,5



1x

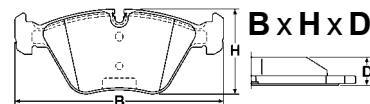


4x

Abbildungen Scheibenbremsbeläge

Illustrations disc brake pads - Illustrazioni pastiglie freno -

Illustrations plaquettes de frein - Ilustraciones pastillas de freno



Maßstab - scale - scala - échelle - escala 1:2

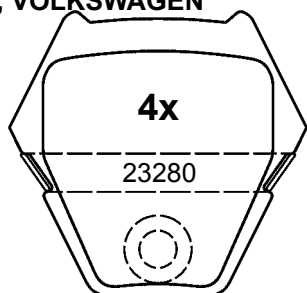
13.0460-2875.2 602875



AUDI, VOLKSWAGEN



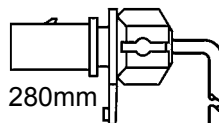
LUC



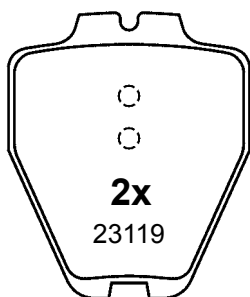
4x

23280

77,1 x 74,7 x 17,5



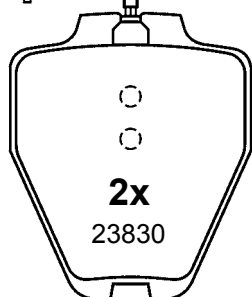
280mm



2x

23119

63,2 x 75,3 x 17,5



2x

23830

63,2 x 75,3 x 17,5

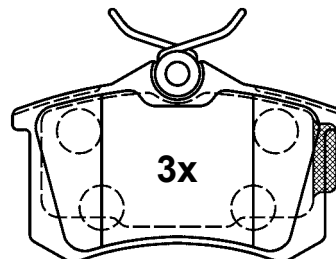
13.0460-2877.2 602877



SEAT, VOLKSWAGEN

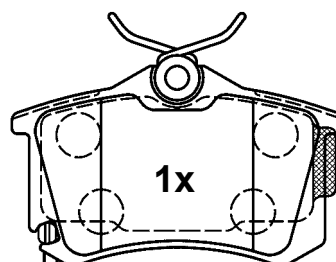


LUC



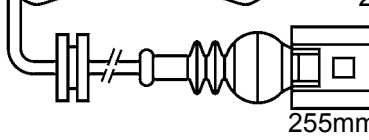
3x

23554 17,2



1x

23823 17,2



255mm

87,2 x 52,9 x 17,2

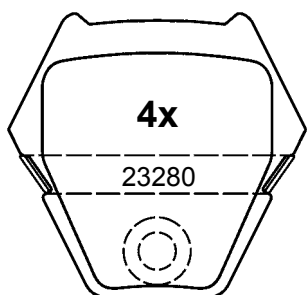
13.0460-2876.2 602876



AUDI



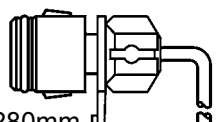
LUC



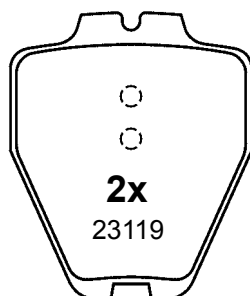
4x

23280

77,1 x 74,7 x 17,5



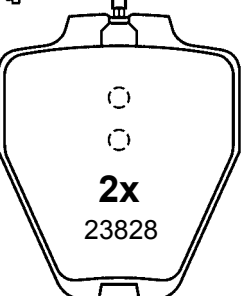
280mm



2x

23119

63,2 x 75,3 x 17,5



2x

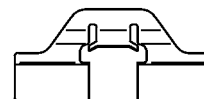
23828

63,2 x 75,3 x 17,5



4x

M8x22



4x

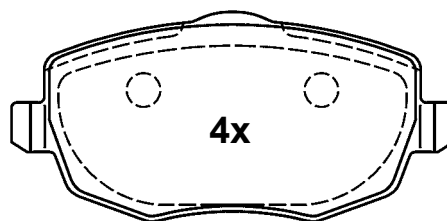
13.0460-2878.2 602878



LANCIA



LUC



4x

24073 16,7

116,8 x 55,2 x 16,7



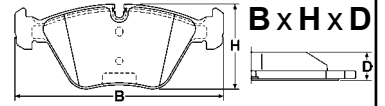
2x

M8x22

Abbildungen Scheibenbremsbeläge

Illustrations disc brake pads - Illustrazioni pastiglie freno -

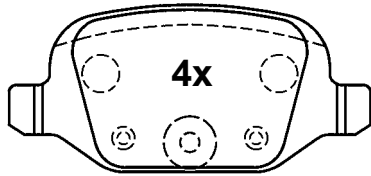
Illustrations plaquettes de frein - Ilustraciones pastillas de freno



Maßstab - scale - scala - échelle - escala 1:2

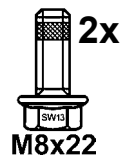
13.0460-2879.2 602879

FIAT, LANCIA



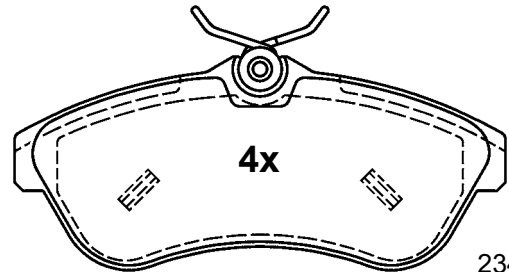
23601 13,7

95,6 x 43,9 x 13,7



13.0460-2881.2 602881

CITROEN



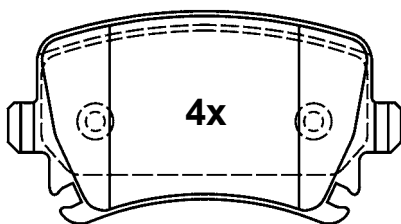
23409 19,3

128,8 x 56,1 x 19,3



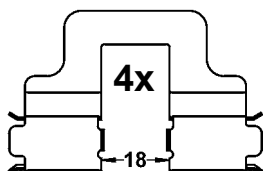
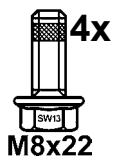
13.0460-2880.2 602880

AUDI, SEAT, SKODA,
VOLKSWAGEN



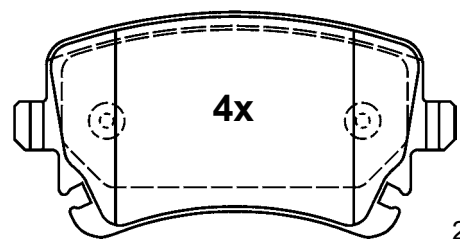
23914 17,1

105,3 x 55,9 x 17,1



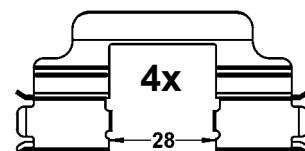
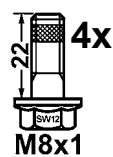
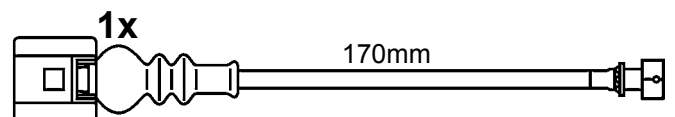
13.0460-2882.2 602882

VOLKSWAGEN



23326 17,4

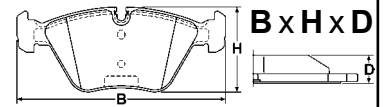
116,1 x 59 x 17,4



Abbildungen Scheibenbremsbeläge

Illustrations disc brake pads - Illustrazioni pastiglie freno -

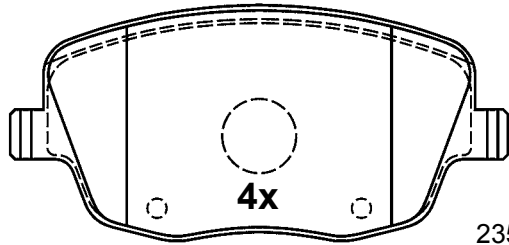
Illustrations plaquettes de frein - Ilustraciones pastillas de freno



Maßstab - scale - scala - échelle - escala 1:2

13.0460-2883.2 602883

SEAT, SKODA, VOLKSWAGEN



4x

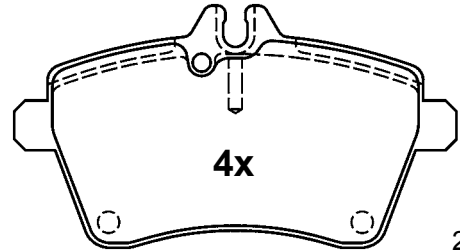
23581 18,8



131,4 x 62,0 x 18,8

13.0460-2885.2 602885

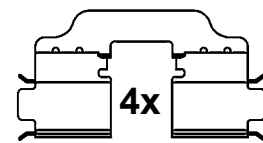
MERCEDES BENZ



4x

24077 19,1

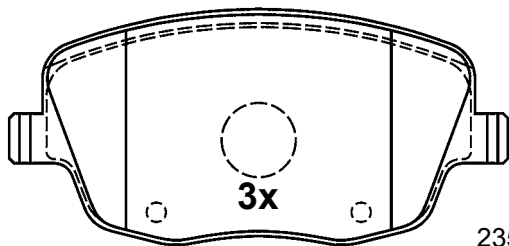
116,4 x 63,8 x 19,1



4x

13.0460-2884.2 602884

SEAT, SKODA, VOLKSWAGEN

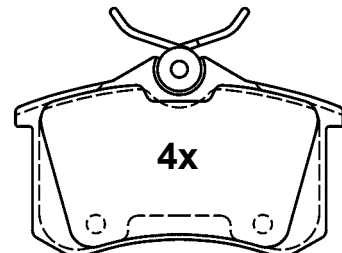


3x

23581 18,8

13.0460-2886.2 602886

AUDI, SEAT, VOLKSWAGEN



4x

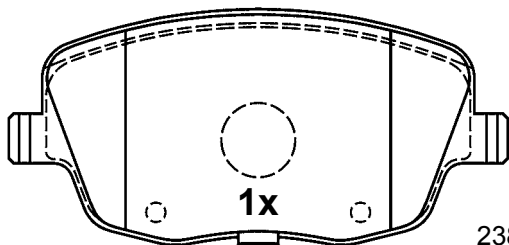
20961 16,2

87,5 x 52,9 x 16,2



13.0460-2887.2 602887

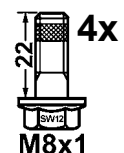
VOLKSWAGEN



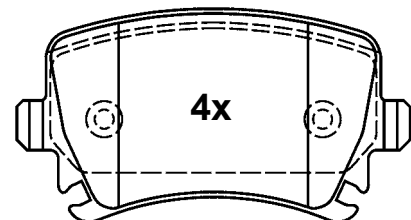
1x

23843 18,8

160mm



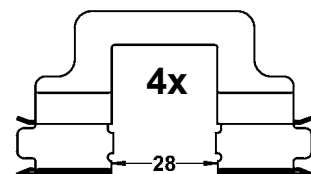
131,4 x 62,0 x 18,8



4x

23914 17,1

105,3 x 55,9 x 17,1



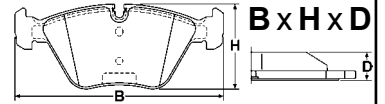
4x

28

Abbildungen Scheibenbremsbeläge

Illustrations disc brake pads - Illustrazioni pastiglie freno -

Illustrations plaquettes de frein - Ilustraciones pastillas de freno



Maßstab - scale - scala - échelle - escala 1:2

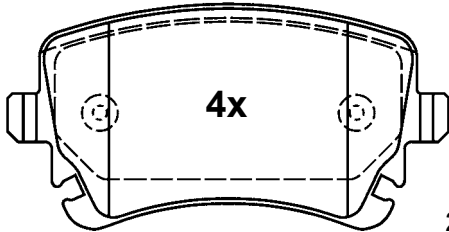
13.0460-2888.2 602888



AUDI, BENTLEY



LUC



23326 17,4

116,1 x 59,0 x 17,4



M8x21

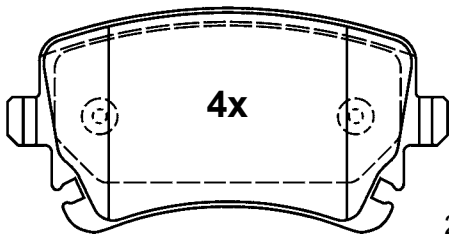
13.0460-2889.2 602889



AUDI

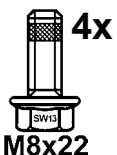


LUC



23326 17,4

116,1 x 59,0 x 17,4



M8x22

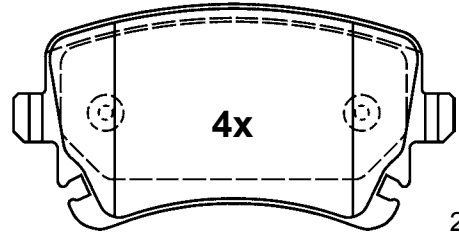
13.0460-2890.2 602890



VOLKSWAGEN



LUC

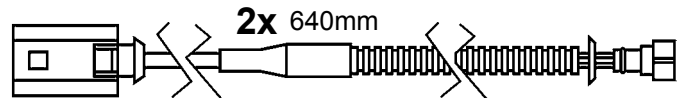


23326 17,4

116,1 x 59,0 x 17,4



M8x22



2x 640mm

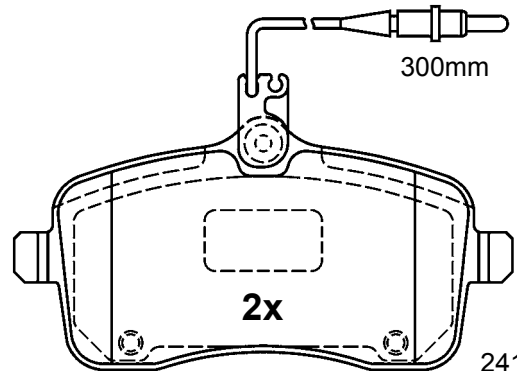
13.0460-2891.2 602891



PEUGEOT



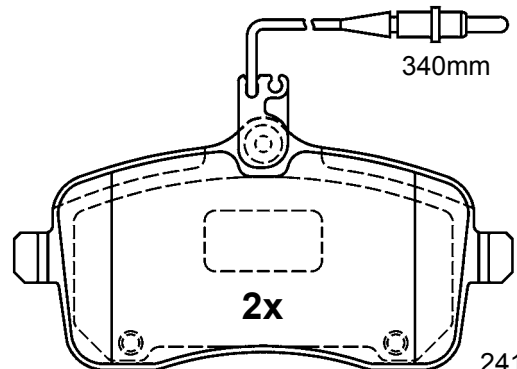
LUC



300mm

24134 19,6

2x



340mm

24175 19,6

2x

131,4 x 67,5 x 19,6

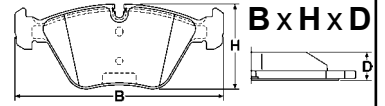


M8x21

Abbildungen Scheibenbremsbeläge

Illustrations disc brake pads - Illustrazioni pastiglie freno -

Illustrations plaquettes de frein - Ilustraciones pastillas de freno



Maßstab - scale - scala - échelle - escala 1:2

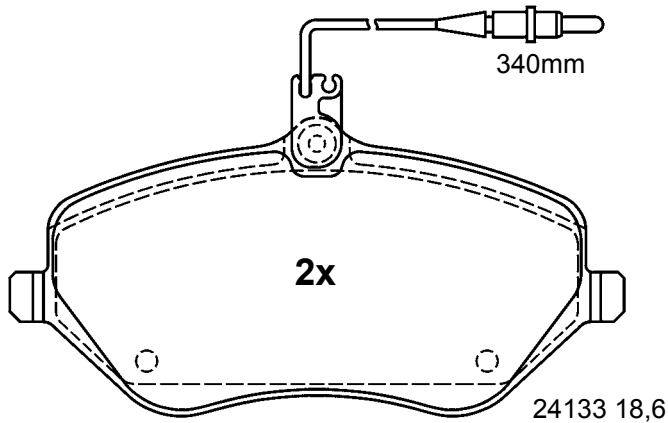
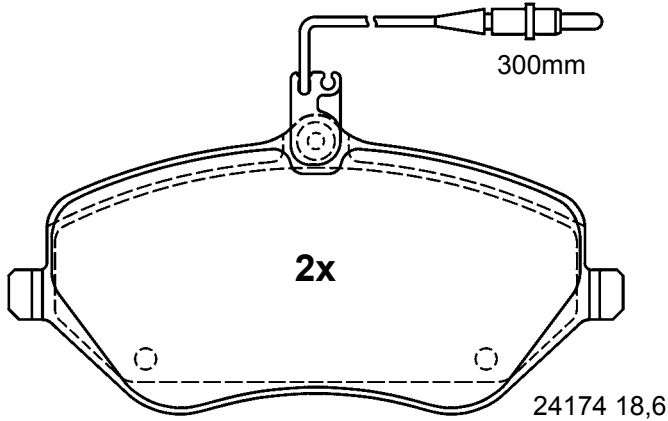
13.0460-2892.2 602892



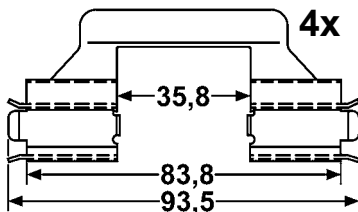
CITROEN, PEUGEOT



LUC



162,3 x 79,0 18,6



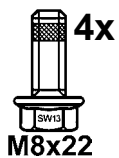
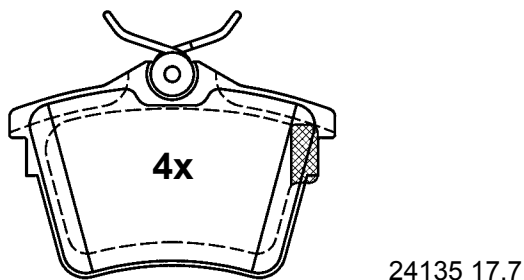
13.0460-2893.2 602893



CITROEN, PEUGEOT



LUC



86,1 x 56,9 x 17,7

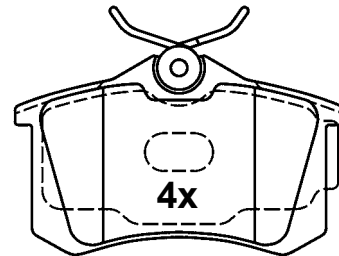
13.0460-2894.2 602894



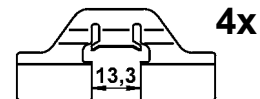
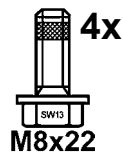
AUDI, SEAT, SKODA
VOLKSWAGEN



LUC



87,5 x 52,9 x 17,4



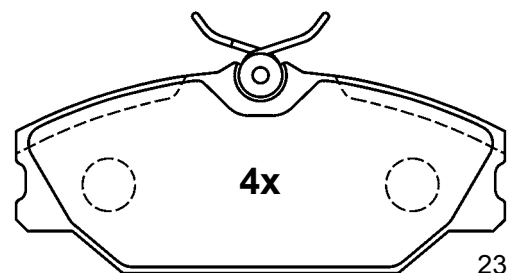
13.0460-2895.2 602895



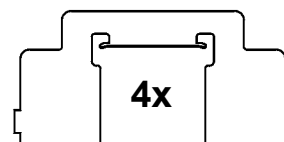
RENAULT



LUC



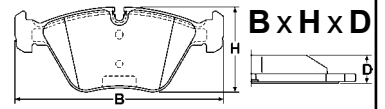
128,6 x 55,5 x 18,0



Abbildungen Scheibenbremsbeläge

Illustrations disc brake pads - Illustrazioni pastiglie freno -

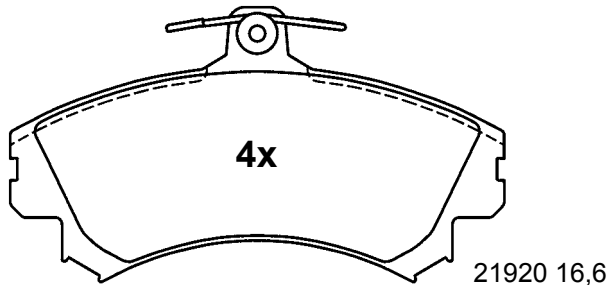
Illustrations plaquettes de frein - Ilustraciones pastillas de freno



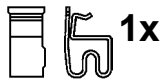
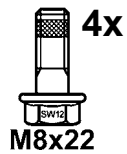
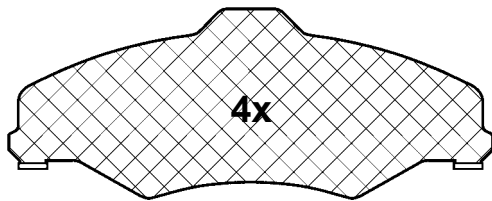
Maßstab - scale - scala - échelle - escala 1:2

13.0460-2896.2 602896

MITSUBISHI, SMART

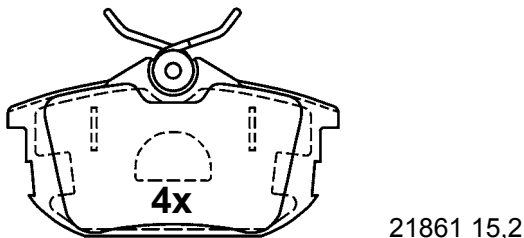


129,9 x 72,7 x 16,6

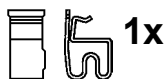


13.0460-2897.2 602897

MITSUBISHI, SMART

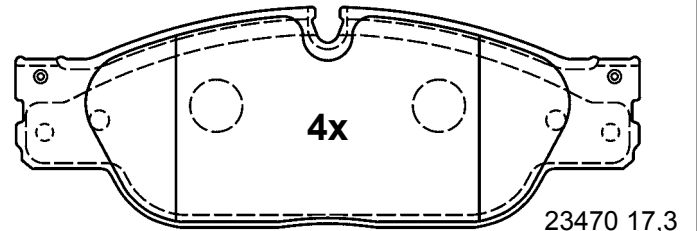


87,0 x 47,0 x 15,2

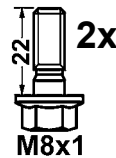


13.0460-2898.2 602898

JAGUAR

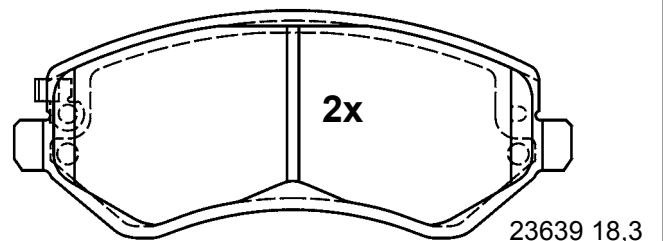
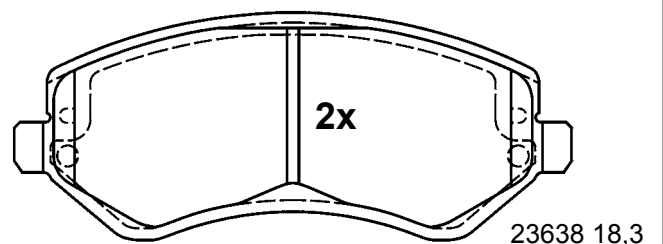


164,3 x 58,1 x 17,3



13.0460-2899.2 602899

CHRYSLER, JEEP

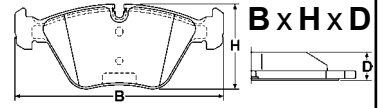


146,4 x 59,4 x 18,3

Abbildungen Scheibenbremsbeläge

Illustrations disc brake pads - Illustrazioni pastiglie freno -

Illustrations plaquettes de frein - Ilustraciones pastillas de freno



Maßstab - scale - scala - échelle - escala 1:2

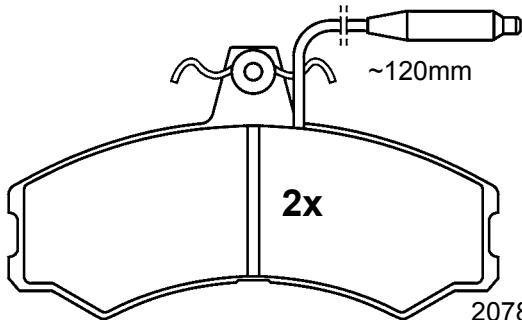
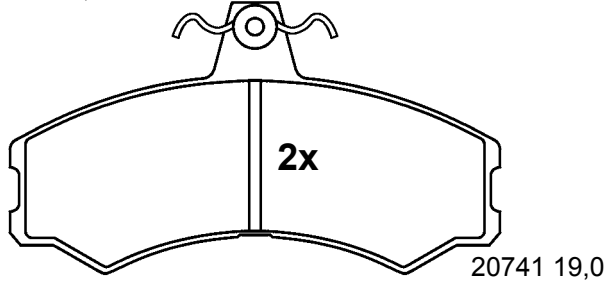
13.0460-2901.2 602901



ALFA ROMEO, CITROEN,
FIAT, PEUGEOT



LUC



130,0 x 71,4 x 19,0

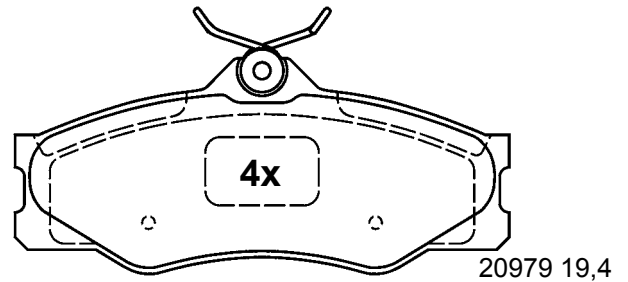
13.0460-2903.2 602903



VOLKSWAGEN



LUC



130,0 x 56,7 x 19,4



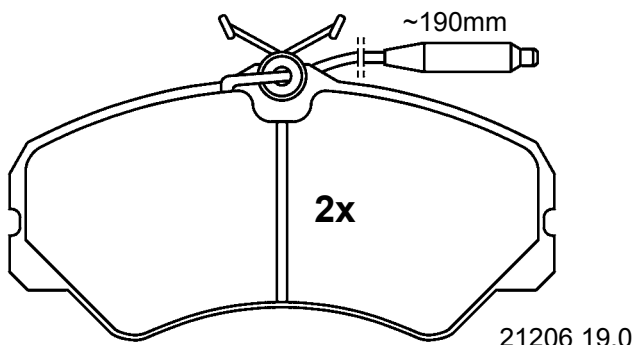
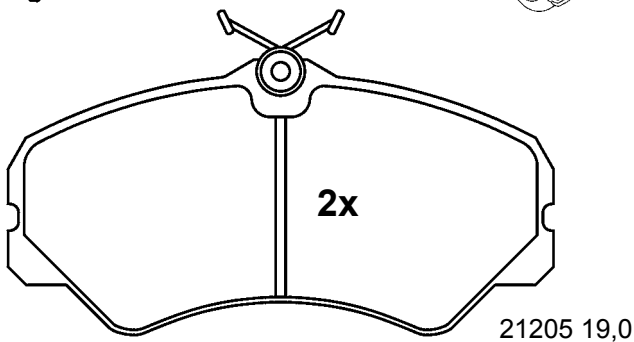
13.0460-2902.2 602902



CITROEN, FIAT, PEUGEOT



LUC



145,0 x 71,6 x 19,0

13.0460-2905.2 602905



VOLKSWAGEN



LUC

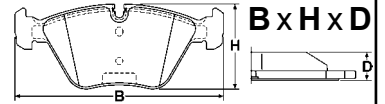


63,3 x 52,1 x 16,2

Abbildungen Scheibenbremsbeläge

Illustrations disc brake pads - Illustrazioni pastiglie freno -

Illustrations plaquettes de frein - Ilustraciones pastillas de freno

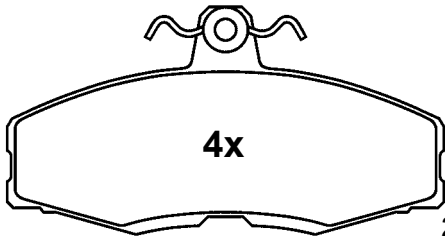


Maßstab - scale - scala - échelle - escala 1:2

13.0460-2912.2 602912



FORD



20861 17,7

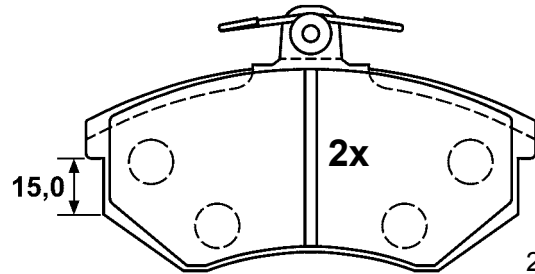


115,0 x 60,3 x 17,7

13.0460-2925.2 602925



AUDI

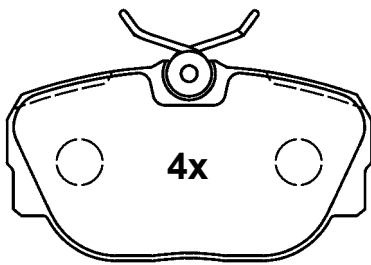


20669 19,0

13.0460-2921.2 602921



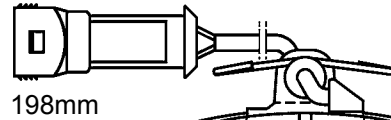
BMW



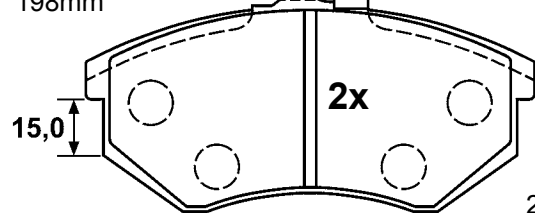
21173 17,0



94,8 x 51,9 x 17,0



198mm



20901 19,0

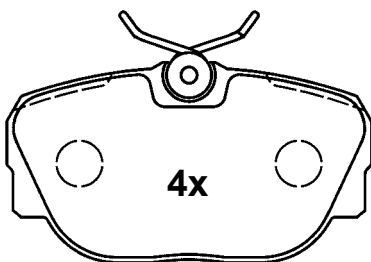


119,0 x 69,5 x 19,0

13.0460-2923.2 602923



MERCEDES BENZ



21055 17,0

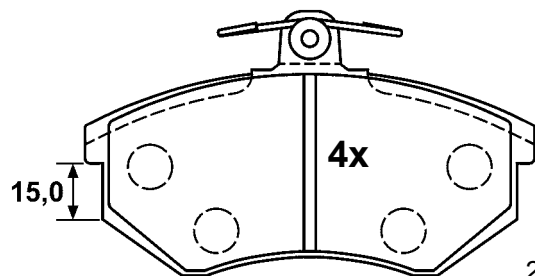


94,7 x 51,9 x 17,0

13.0460-2926.2 602926



AUDI



20669 16,0

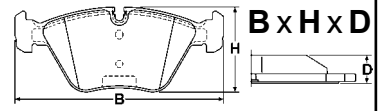


119,0 x 69,5 x 16,0

Abbildungen Scheibenbremsbeläge

Illustrations disc brake pads - Illustrazioni pastiglie freno -

Illustrations plaquettes de frein - Ilustraciones pastillas de freno



Maßstab - scale - scala - échelle - escala 1:2

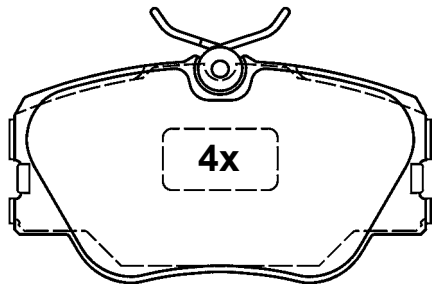
13.0460-2927.2 602927



MERCEDES BENZ



LUC



20941 19,3
(21028)



110,0 x 59,6 x 19,3

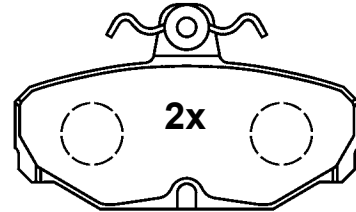
13.0460-2933.2 602933



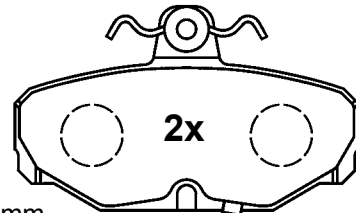
FORD



LUC

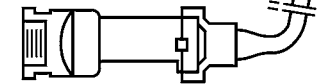


20981 13,8



21079 13,8

~255mm



90,0 x 53,8 x 13,8

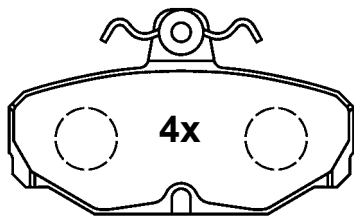
13.0460-2928.2 602928



FORD



LUC



20981 13,8



90,0 x 53,8 x 13,8

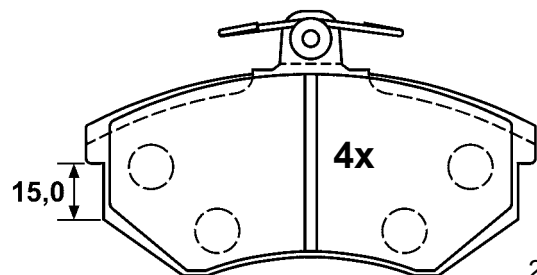
13.0460-2934.2 602934



AUDI



LUC



20669 19,0

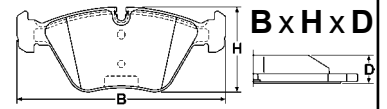


119,0 x 69,5 x 19,0

Abbildungen Scheibenbremsbeläge

Illustrations disc brake pads - Illustrazioni pastiglie freno -

Illustrations plaquettes de frein - Ilustraciones pastillas de freno



Maßstab - scale - scala - échelle - escala 1:2

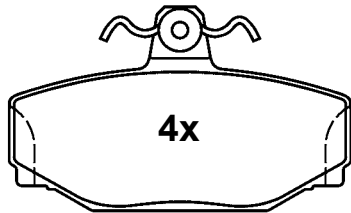
13.0460-2935.2 602935



VOLVO



LUC



21385 13,0



89,9 x 53,5 x 13,0

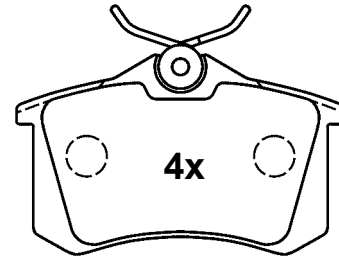
13.0460-2937.2 602937



PEUGEOT, SEAT, VOLKSWAGEN



LUC



20961 15,2

87,6 x 52,9 x 15,2



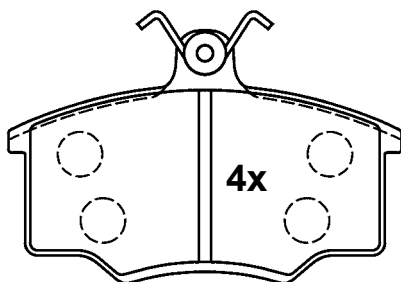
13.0460-2936.2 602936



AUD



LUC



20574 15,3



103,8 x 66,6 x 15,3

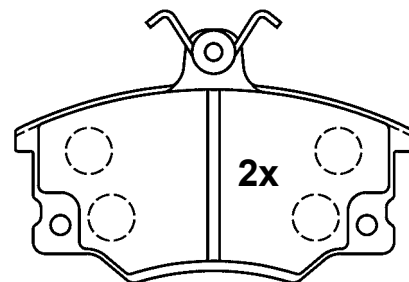
13.0460-2941.2 602941



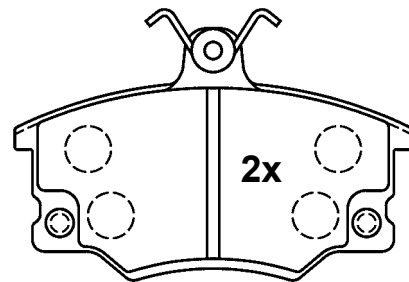
AUTOBIANCHI, FIAT, LANCIA



LUC



20838 17,0



20839 17,0

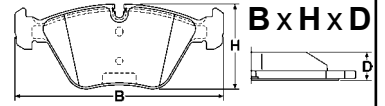


104,6 x 66,6 x 17,0

Abbildungen Scheibenbremsbeläge

Illustrations disc brake pads - Illustrazioni pastiglie freno -

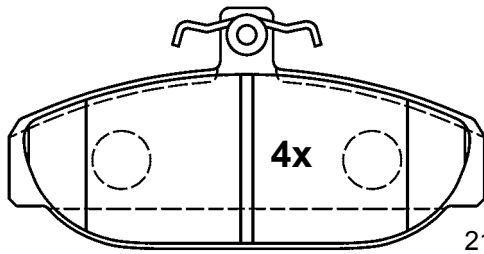
Illustrations plaquettes de frein - Ilustraciones pastillas de freno



Maßstab - scale - scala - échelle - escala 1:2

13.0460-2943.2 602943

VOLVO



21266 17,0

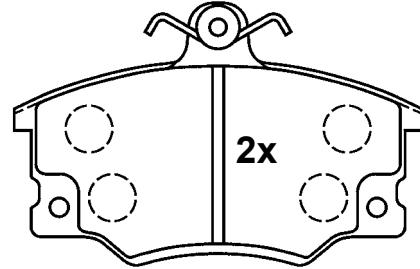
124,8 x 64,8 x 17,0



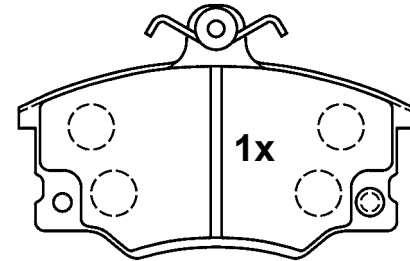
2x
M8x21

13.0460-2949.2 602949

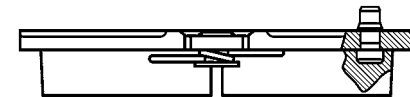
ALFA ROMEO, FIAT, LANCIA



20838 17,0

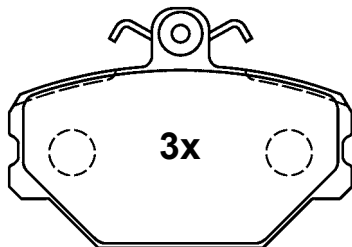


20833 17,0

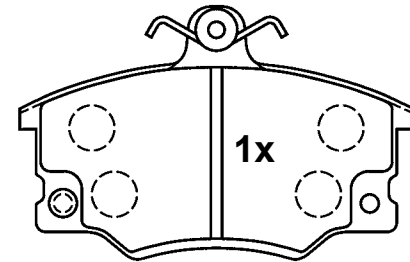


13.0460-2948.2 602948

FIAT, LANCIA



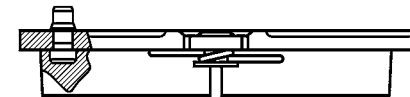
21100 16,7



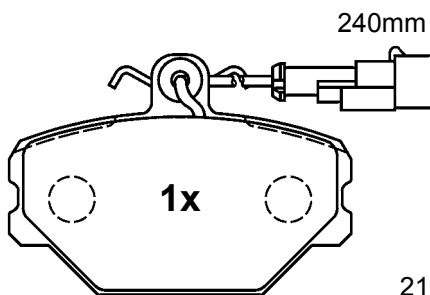
20834 17,0



2x
M8x21



104,0 x 67,0 x 17,0



21105 16,7

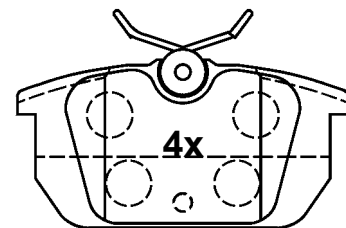
90,0 x 63,0 x 16,7



2x
M8x21

13.0460-2951.2 602951

ALFA ROMEO, FIAT, LANCIA



21103 14,2



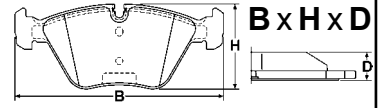
2x
M8x21

87,0 x 44,6 x 14,2

Abbildungen Scheibenbremsbeläge

Illustrations disc brake pads - Illustrazioni pastiglie freno -

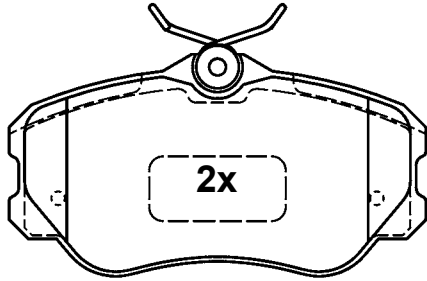
Illustrations plaquettes de frein - Ilustraciones pastillas de freno



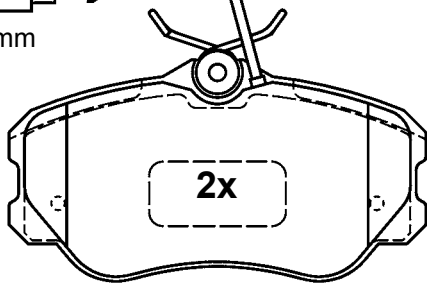
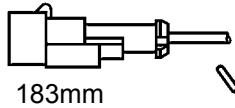
Maßstab - scale - scala - échelle - escala 1:2

13.0460-2952.2 602952

FIAT, LANCIA



21182 19,4



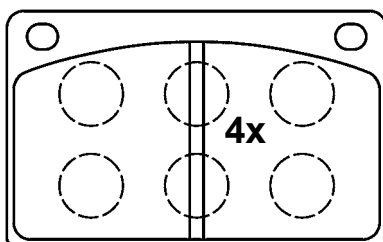
21185 19,4

109,8 x 58,5 x 19,4



13.0460-2953.2 602953

VOLVO

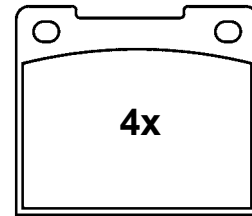


20200 16,0

98,3 x 60,3 x 16,0

13.0460-2954.2 602954

VOLVO

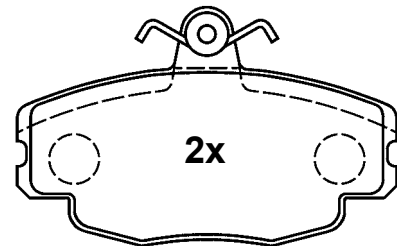


20088 14,3

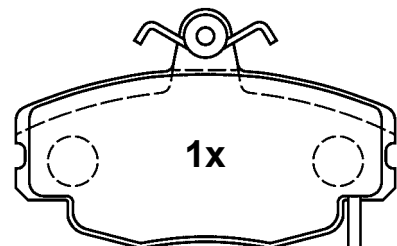
63,4 x 55,1 x 14,3

13.0460-2955.2 602955

PEUGEOT

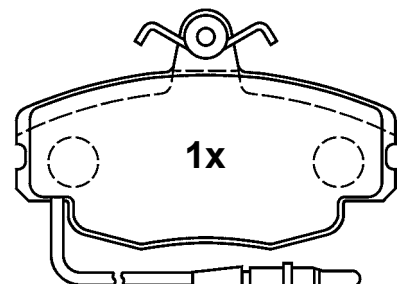


20772 18,0



20937 18,0

195mm



20938 18,0

195mm



100,0 x 63,5 x 18,0

Abbildungen Scheibenbremsbeläge

Illustrations disc brake pads - Illustrazioni pastiglie freno -

Illustrations plaquettes de frein - Ilustraciones pastillas de freno



Maßstab - scale - scala - échelle - escala 1:2

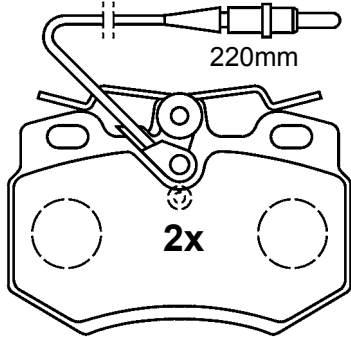
13.0460-2956.2 602956



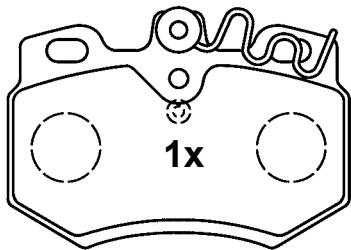
PEUGEOT



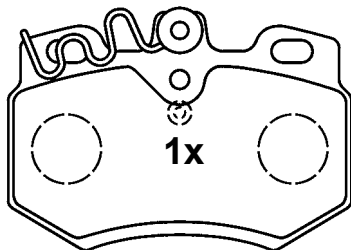
LUC



20989 17,7



21022 17,7



21023 17,7

90,0 x 62,9 x 17,7

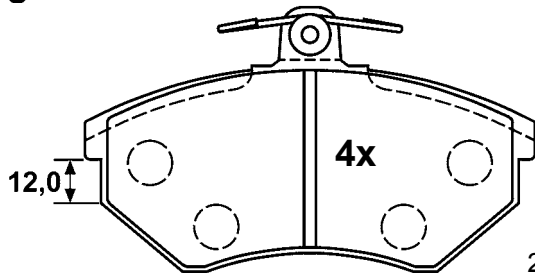
13.0460-2957.2 602957



SEAT, VOLKSWAGEN



LUC



20168 16,0



119,0 x 69,5 x 16,0

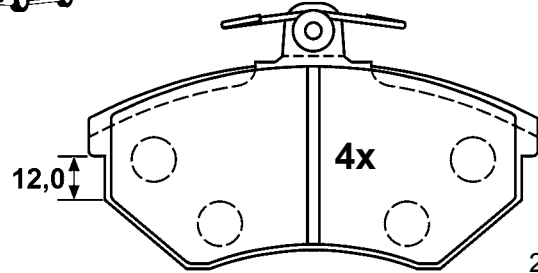
13.0460-2958.2 602958



SEAT, VOLKSWAGEN



LUC



20168 19,3



119,0 x 69,5 x 19,3

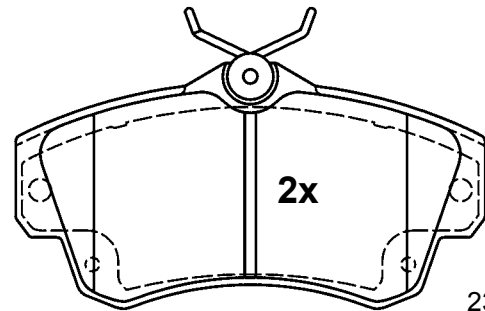
13.0460-2959.2 602959



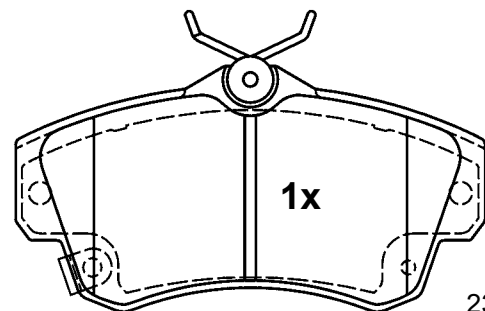
CHRYSLER



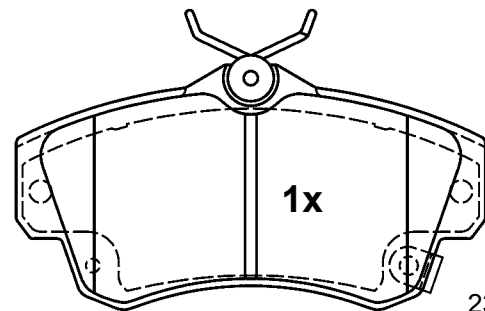
LUC



23532 21,0



23533 21,0



23534 21,0

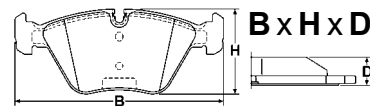


123,9 x 64,6 x 21,0

Abbildungen Scheibenbremsbeläge

Illustrations disc brake pads - Illustrazioni pastiglie freno -

Illustrations plaquettes de frein - Ilustraciones pastillas de freno



Maßstab - scale - scala - échelle - escala 1:2

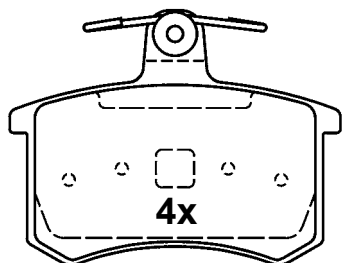
13.0460-2962.2 602962



ALFA ROMEO, FIAT, LANCIA



LUC



20668 16,6

87,0 x 66,8 x 16,6

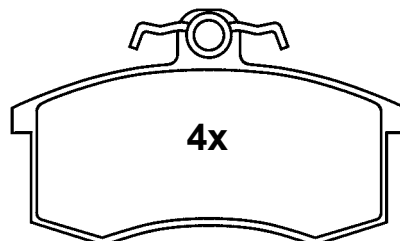
13.0460-2965.2 602965



LADA



LUC



21170 17,3

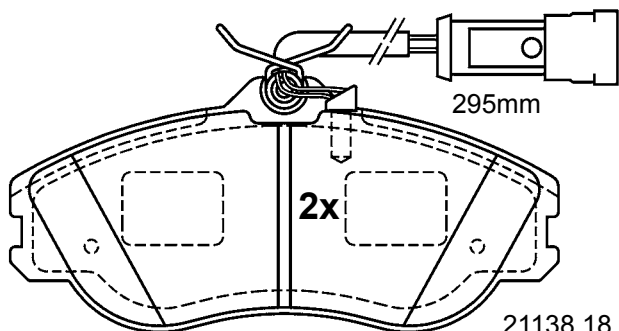
13.0460-2963.2 602963



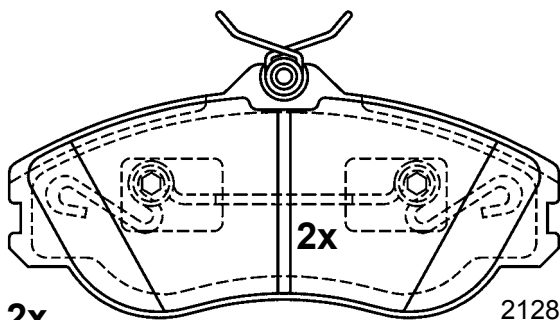
AUDI



LUC



21138 18,8



21288 18,8



144,9 x 67,0 x 18,8

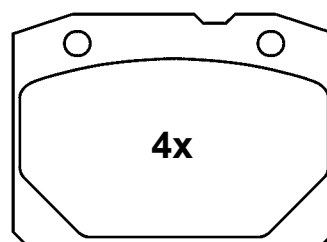
13.0460-2966.2 602966



LADA



LUC



20166 16,0

83,9 x 60,5 x 16,0

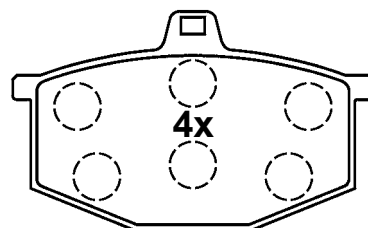
13.0460-2967.2 602967



RENAULT



LUC



20480 15,5



93,4 x 56,3 x 15,5

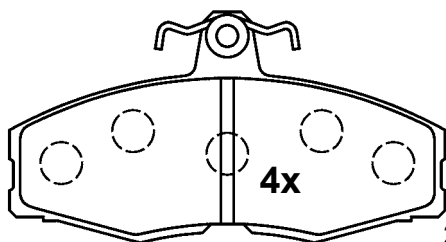
13.0460-2964.2 602964



SKODA, VOLKSWAGEN



LUC



20861 17,5

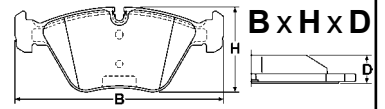
114,8 x 60,6 x 17,5



Abbildungen Scheibenbremsbeläge

Illustrations disc brake pads - Illustrazioni pastiglie freno -

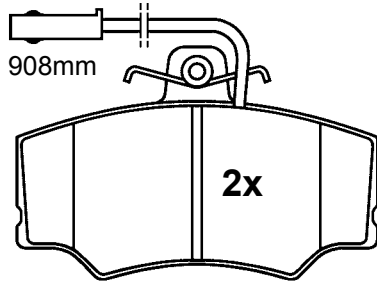
Illustrations plaquettes de frein - Ilustraciones pastillas de freno



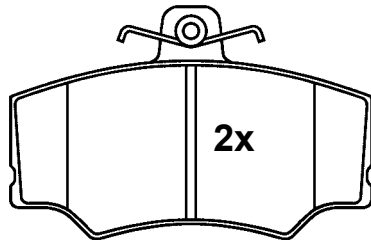
Maßstab - scale - scala - échelle - escala 1:2

13.0460-2968.2 602968

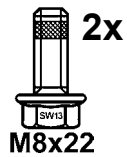
ALFA ROMEO



20332 17,0



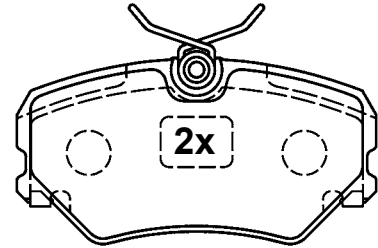
21271 17,0



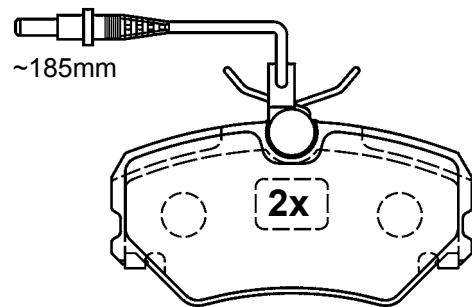
95,0 x 61,8 x 17,0

13.0460-2971.2 602971

PEUGEOT



21209 18,5



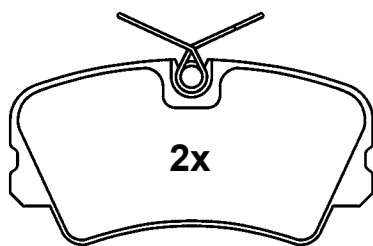
21210 18,5



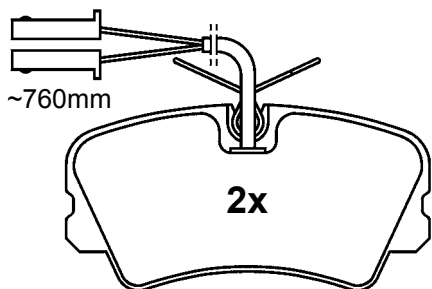
94,9 x 48,9 x 18,5

13.0460-2969.2 602969

ALFA ROMEO



21165 16,8

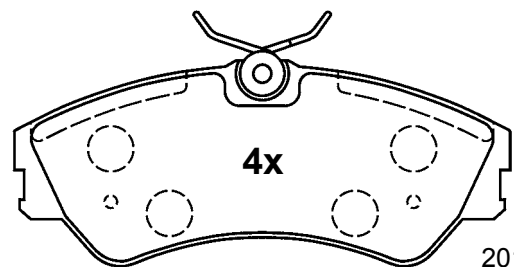


21166 16,8

94,9 x 48,5 x 16,8

13.0460-2972.2 602972

VOLKSWAGEN



20124 18,9

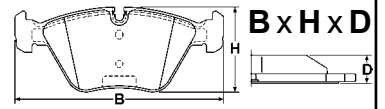


129,8 x 54,5 x 18,9

Abbildungen Scheibenbremsbeläge

Illustrations disc brake pads - Illustrazioni pastiglie freno -

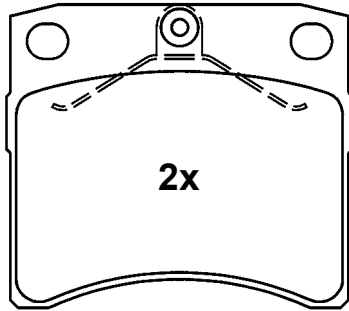
Illustrations plaquettes de frein - Ilustraciones pastillas de freno



Maßstab - scale - scala - échelle - escala 1:2


13.0460-2973.2 602973

VOLKSWAGEN



91,6 x 80,0 x 18,0

20651 18,0

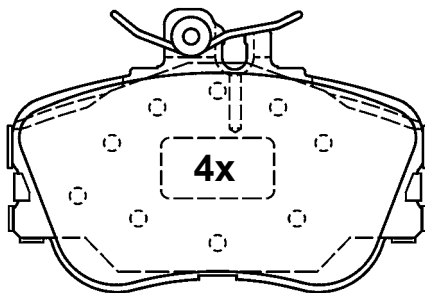


91,6 x 80,0 x 18,0

21635 18,0

13.0460-2975.2 602975

MERCEDES BENZ



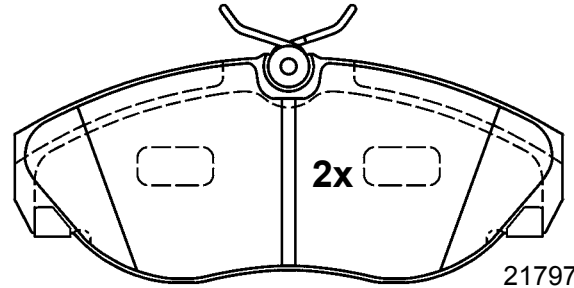
21439 20,3



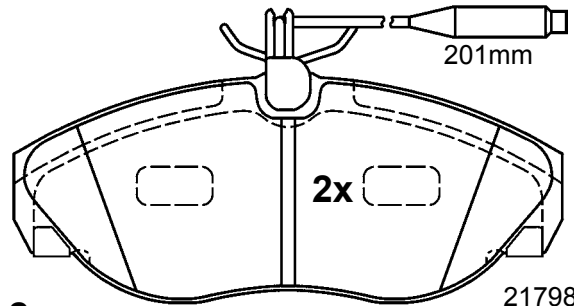
110,0 x 74,5 x 20,3

13.0460-2976.2 602976

CITROEN, FIAT, PEUGEOT



21797 19,7



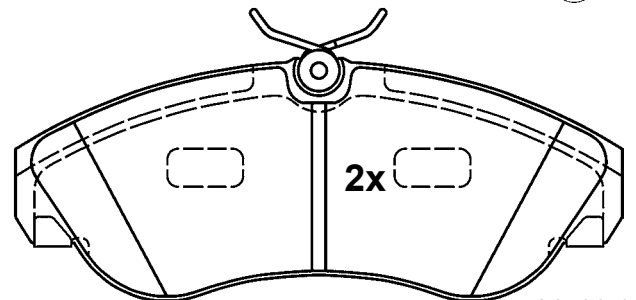
21798 19,7



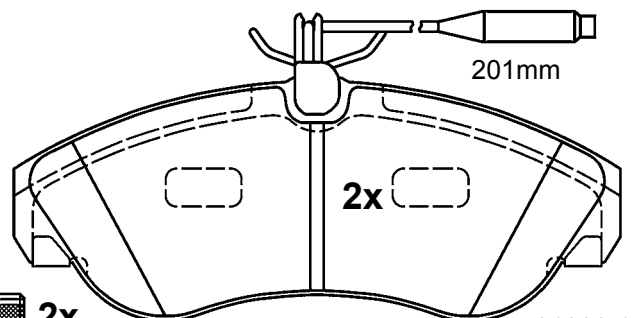
144,8 x 60,8 x 19,7

13.0460-2977.2 602977

CITROEN, FIAT, PEUGEOT



21799 19,7



21800 19,7



159,8 x 64,1 x 19,7

Abbildungen Scheibenbremsbeläge

Illustrations disc brake pads - Illustrazioni pastiglie freno -

Illustrations plaquettes de frein - Ilustraciones pastillas de freno



Maßstab - scale - scala - échelle - escala 1:2

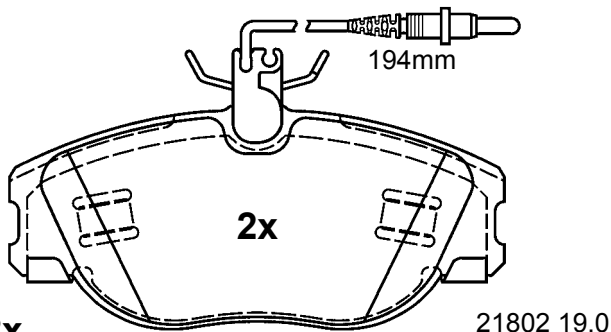
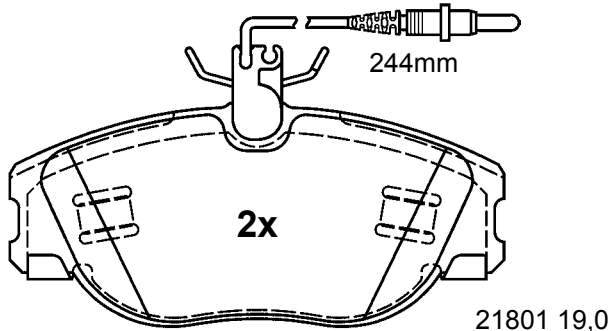
13.0460-2978.2 602978



CITROEN, FIAT, LANCIA,
PEUGEOT



LUC



M8x21

129,8 x 58,7 x 19,0

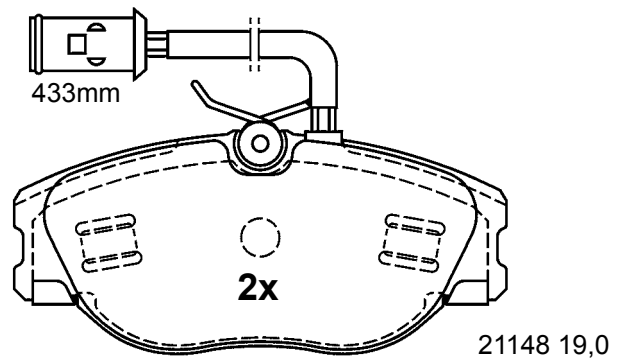
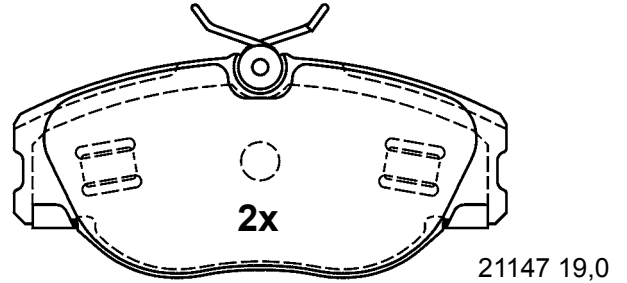
13.0460-2980.2 602980



ALFA ROMEO, LANCIA



LUC



M8x21

130,0 x 58,7 x 19,0

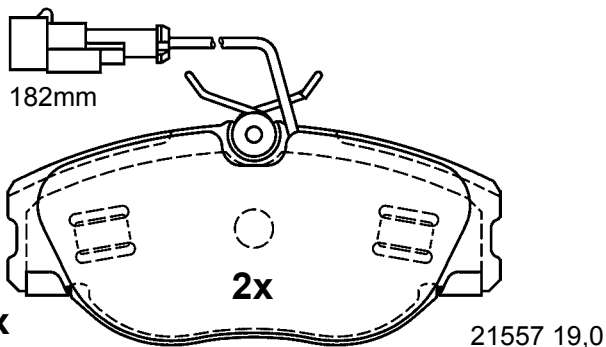
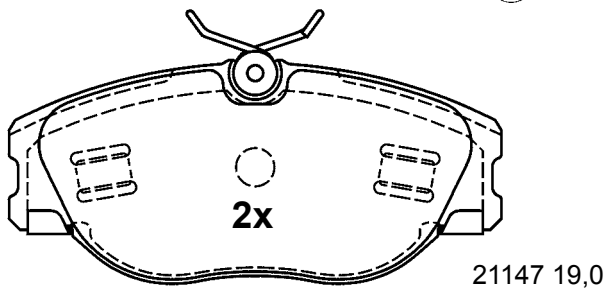
13.0460-2979.2 602979



ALFA ROMEO, FIAT, LANCIA



LUC



M8x21

130,0 x 58,7 x 19,0

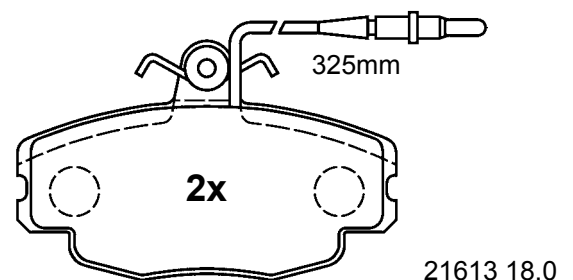
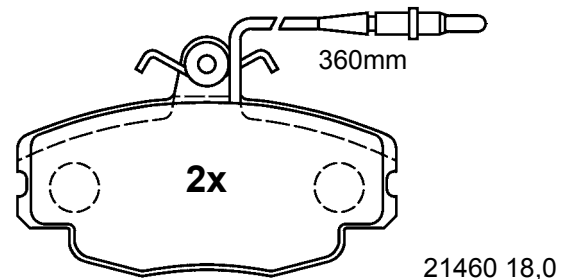
13.0460-2981.2 602981



CITROEN



LUC



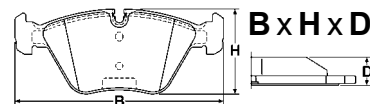
M8x21

100,0 x 63,5 x 18,0

Abbildungen Scheibenbremsbeläge

Illustrations disc brake pads - Illustrazioni pastiglie freno -

Illustrations plaquettes de frein - Ilustraciones pastillas de freno

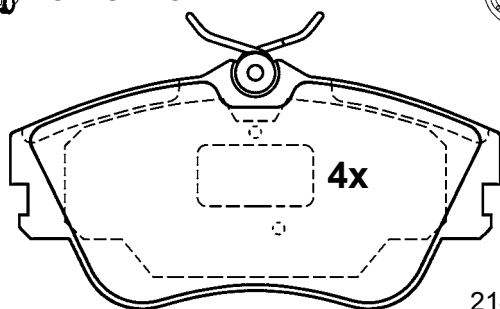


Maßstab - scale - scala - échelle - escala 1:2

13.0460-2982.2 602982



VOLKSWAGEN



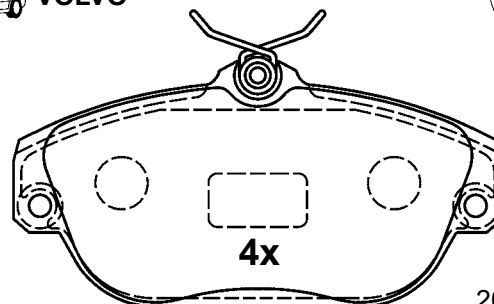
21479 19,2

129,9 x 65,2 x 19,2

13.0460-2985.2 602985



VOLVO



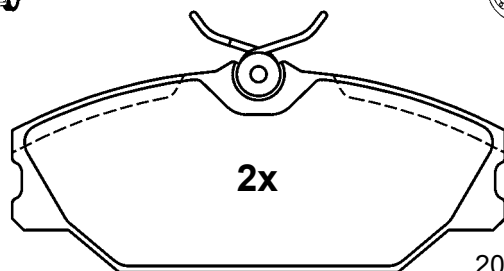
20164 18,2

128,9 x 64,7 x 18,2

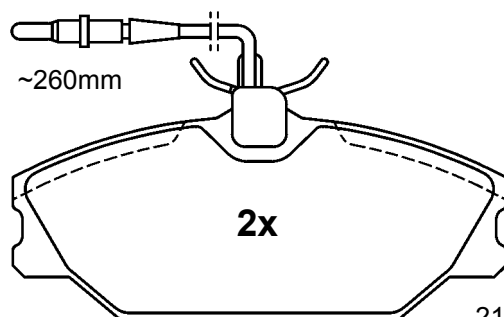
13.0460-2983.2 602983



RENAULT



20919 18,0



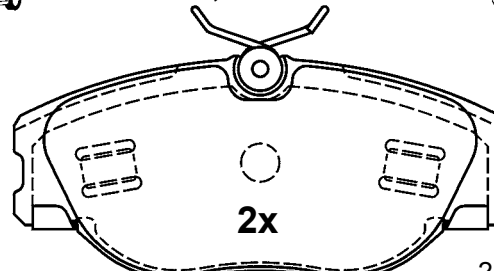
21388 18,0

129,9 x 55,5 x 18,0

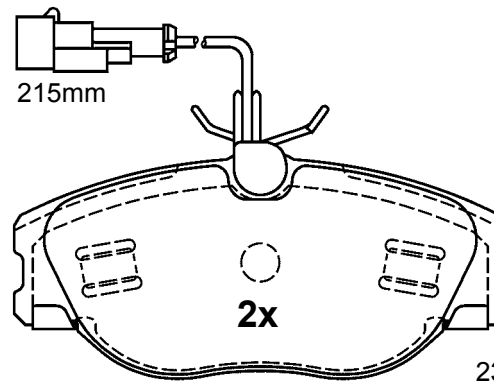
13.0460-2987.2 602987



ALFA ROMEO, LANCIA



21147 19,0



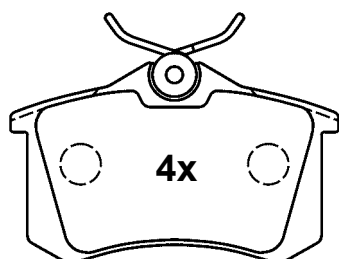
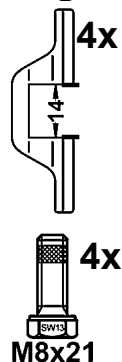
23168 19,0

130,0 x 58,7 x 19,0

13.0460-2984.2 602984



SEAT, VOLKSWAGEN



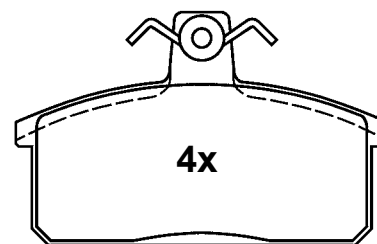
20961 17,2

87,6 x 52,9 x 17,2

13.0460-2997.2 602997



SEAT, SUZUKI



20708 15,8

98,9 x 61,6 x 15,8

Abbildungen Scheibenbremsbeläge

Illustrations disc brake pads - Illustrazioni pastiglie freno -

Illustrations plaquettes de frein - Ilustraciones pastillas de freno



Maßstab - scale - scala - échelle - escala 1:2

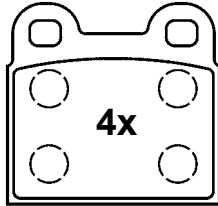
13.0460-3010.2 603010



DAF, NSU, OPEL, TALBOT,
VAUXHALL, VOLKSWAGEN, VOLVO



ATE



20009 15,0

55,7 x 53,0 x 15,0

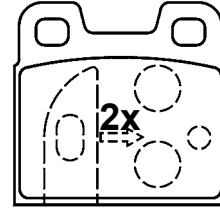
13.0460-3013.2 603013



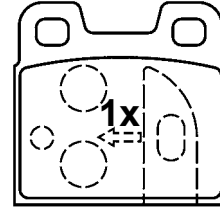
ALFA ROMEO



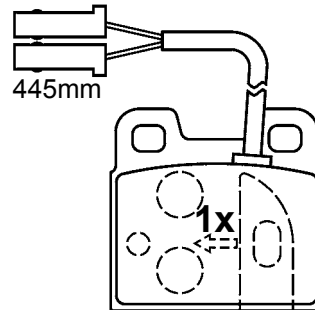
ATE



20641 15,0



20642 15,0



20912 15,0

55,7 x 53,0 x 15,0

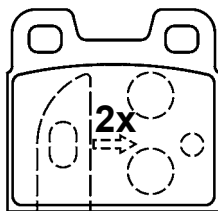
13.0460-3011.2 603011



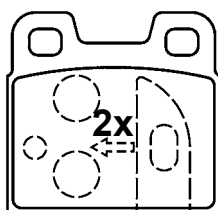
ALFA ROMEO



ATE



20641 15,0



20642 15,0

55,8 x 53,0 x 15,0

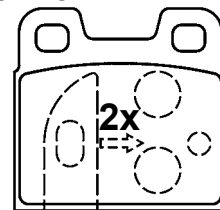
13.0460-3014.2 603014



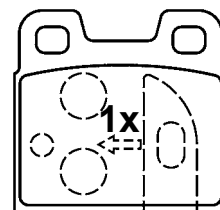
ALFA ROMEO



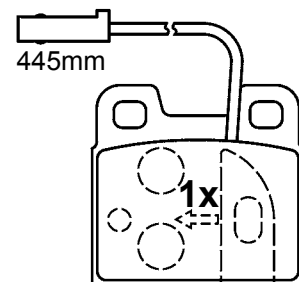
ATE



20641 15,0



20642 15,0



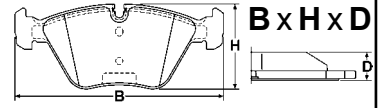
20387 15,0

55,7 x 53,0 x 15,0

Abbildungen Scheibenbremsbeläge

Illustrations disc brake pads - Illustrazioni pastiglie freno -

Illustrations plaquettes de frein - Ilustraciones pastillas de freno



Maßstab - scale - scala - échelle - escala 1:2

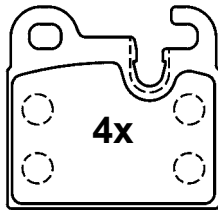
13.0460-3024.2 603024



BMW



ATE



4x

20436 15,0

55,8 x 53,1 x 15,0

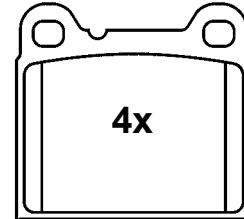
13.0460-3401.2 603401



VOLVO



ATE



4x

20755 14,4

61,5 x 56,4 x 14,4

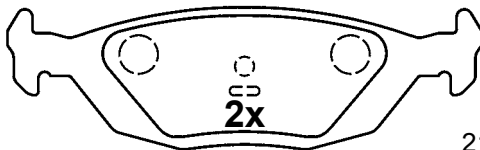
13.0460-3306.2 603306



SAAB, VOLVO

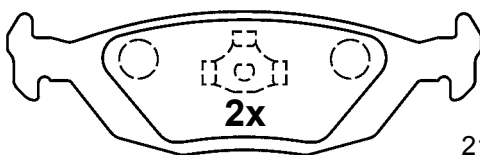


ATE



2x

21090 15,0



2x

21089 15,0

125,0 x 37,4 x 15,0

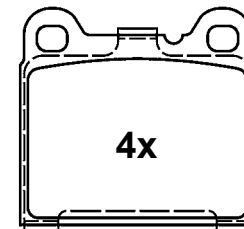
13.0460-3403.2 603403



VOLVO



ATE



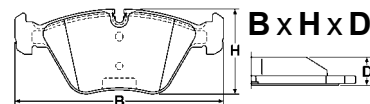
4x

20755 14,4



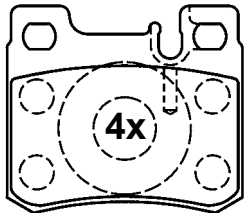


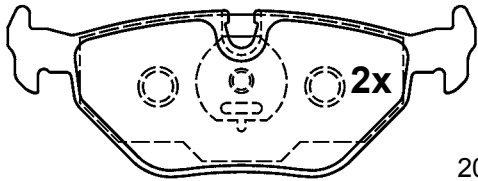
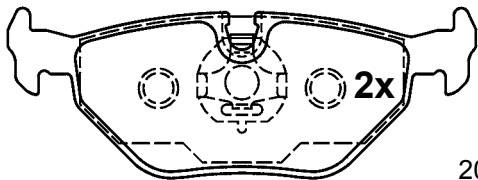


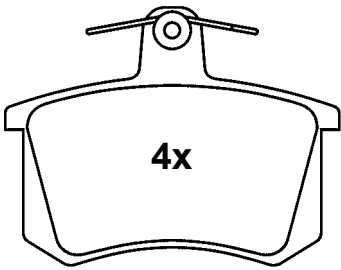



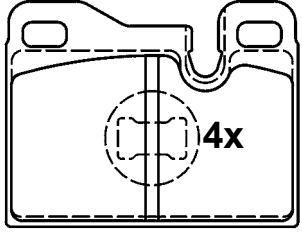
61,5 x 56,4 x 14,4

Abbildungen Scheibenbremsbeläge

Illustrations disc brake pads - Illustrazioni pastiglie freno -
Illustrations plaquettes de frein - Ilustraciones pastillas de freno



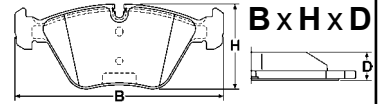
Maßstab - scale - scala - échelle - escala 1:2

13.0460-3504.2 603504	13.0460-3605.2 603605
<p> MERCEDES BENZ  ATE</p>  <p>21301 15,5</p> <p>61,9 x 53,9 x 15,5</p>	<p> BMW, MG, ROVER, SAAB  ATE</p>  <p>20180 17,3</p>  <p>20181 17,3</p> <p>123,0 x 44,9 x 17,3</p>
13.0460-3602.2 603602	13.0460-3612.2 603612
<p> AUDI  LUC</p>  <p>21144 15,8</p>  <p>4x M8x21</p> <p>87,6 x 66,8 x 15,8</p>	<p> PORSCHE  ATE</p>  <p>20482 18,0</p> <p>76,8 x 58,9 x 18,0</p>

Abbildungen Scheibenbremsbeläge

Illustrations disc brake pads - Illustrazioni pastiglie freno -

Illustrations plaquettes de frein - Ilustraciones pastillas de freno



Maßstab - scale - scala - échelle - escala 1:2

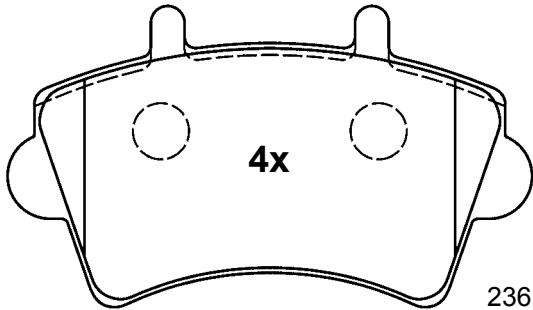
13.0460-3800.2 603800



NISSAN, OPEL, RENAULT,
VAUXHALL



BOS



23613 17,7

138,7 x 79,6 x 17,7

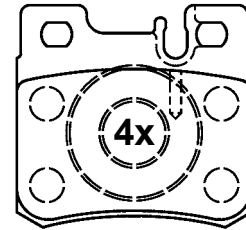
13.0460-3805.2 603805



MERCEDES BENZ



ATE



21197 15,0

61,8 x 58,6 x 15,0

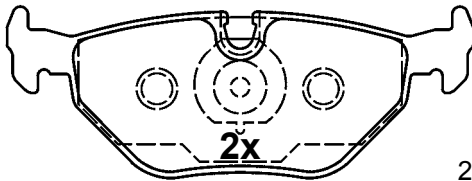
13.0460-3803.2 603803



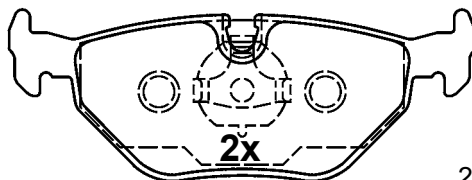
BMW



ATE



20995 17,3



20996 17,3

123,0 x 44,9 x 17,3

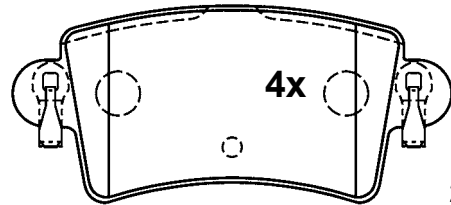
13.0460-3806.2 603806



NISSAN, OPEL, RENAULT,
VAUXHALL



BOS



23669 16,8

115,6 x 51,4 x 16,8



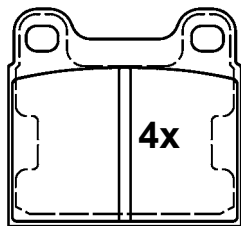
13.0460-3804.2 603804



MERCEDES BENZ



ATE



21035 15,0

61,8 x 56,5 x 15,0

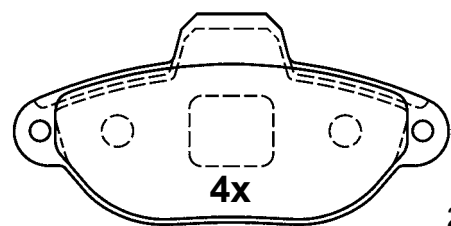
13.0460-3807.2 603807



FIAT




BDX



21436 17,0

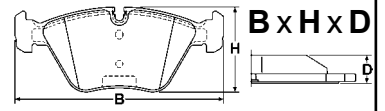
114,8 x 55,5 x 17,0



Abbildungen Scheibenbremsbeläge

Illustrations disc brake pads - Illustrazioni pastiglie freno -

Illustrations plaquettes de frein - Ilustraciones pastillas de freno



Maßstab - scale - scala - échelle - escala 1:2

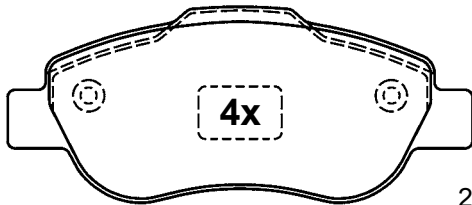
13.0460-3809.2 603809



FIAT

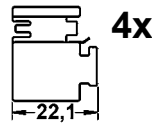
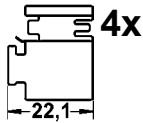



BOS



24072 17,9

122,8 x 51,7 x 17,9



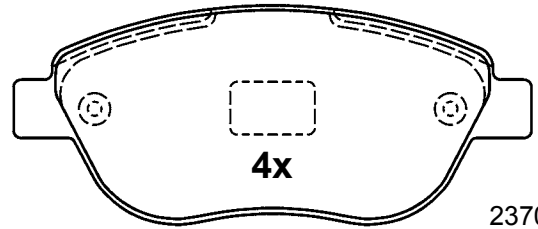
13.0460-3811.2 603811



CITROEN, FIAT, LANCIA,
PEUGEOT

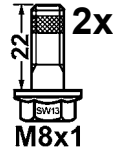


BOS



23708 19,2

136,8 x 57,4 x 19,2



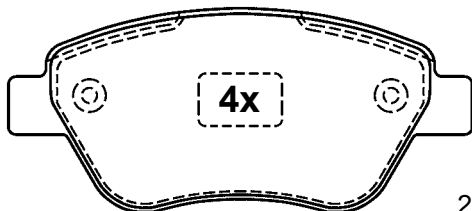
13.0460-3810.2 603810



FIAT, LANCIA

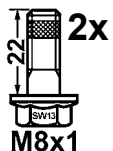


BOS



23705 18,1

122,8 x 53,3 x 18,1



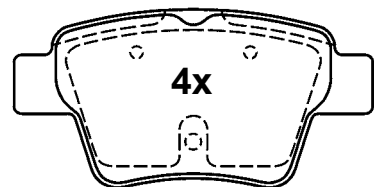
13.0460-3813.2 603813



CITROEN, PEUGEOT

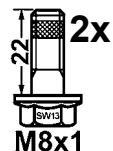


BOS



24150 17,6

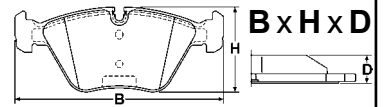
94,8 x 46,9 x 17,6



Abbildungen Scheibenbremsbeläge

Illustrations disc brake pads - Illustrazioni pastiglie freno -

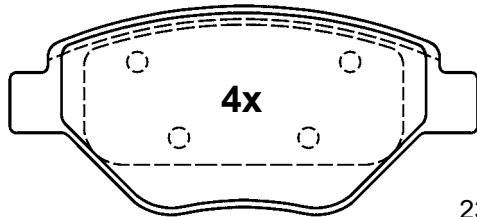
Illustrations plaquettes de frein - Ilustraciones pastillas de freno



Maßstab - scale - scala - échelle - escala 1:2

13.0460-3814.2 603814

RENAULT



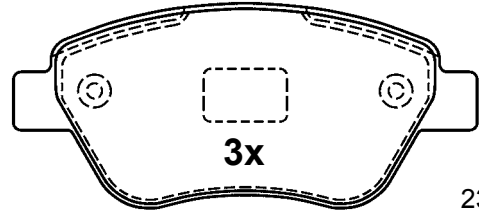
23934 18,2



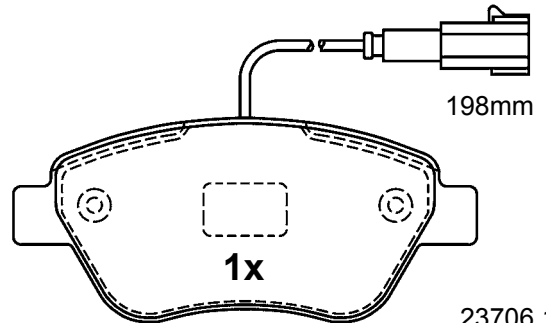
122,8 x 54,3 x 18,2

13.0460-3818.2 603818

CITROEN, FIAT, LANCIA, PEUGEOT

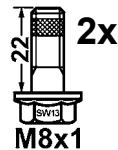


23707 18,1



198mm

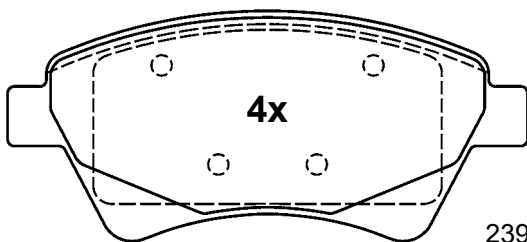
23706 18,1



122,8 x 53,3 x 18,1

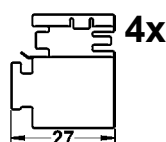
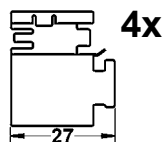
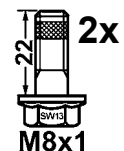
13.0460-3815.2 603815

RENAULT



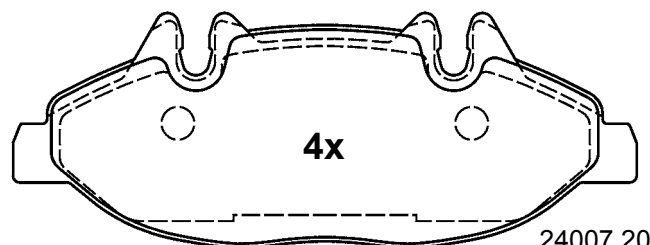
23930 18,2

136,8 x 59,5 x 18,2



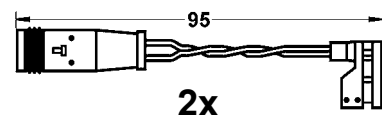

13.0460-3819.2 603819

MERCEDES BENZ



24007 20,8

164,8 x 61,8 x 20,8



Abbildungen Scheibenbremsbeläge

Illustrations disc brake pads - Illustrazioni pastiglie freno -

Illustrations plaquettes de frein - Ilustraciones pastillas de freno



Maßstab - scale - scala - échelle - escala 1:2

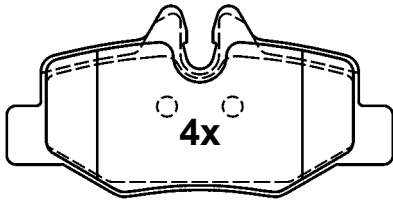
13.0460-3821.2 603821



MERCEDES BENZ

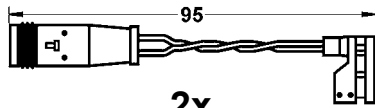


BOS

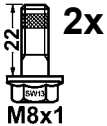


24008 18,3

101,8 x 50,2 x 18,3



2x



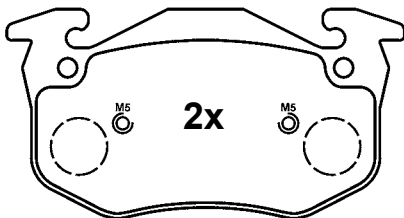
13.0460-3822.2 603822



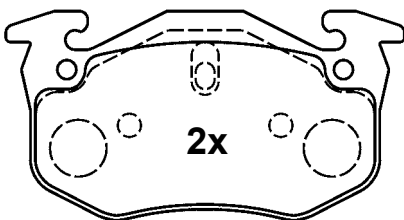
RENAULT



BDX



21597 11,0



21600 11,0

105,0 x 54,9 x 11,0



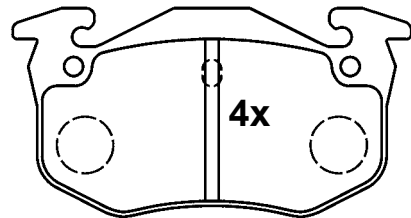
13.0460-3823.2 603823



CITROEN, PEUGEOT



BDX



20974 11,0

105,0 x 54,9 x 11,0

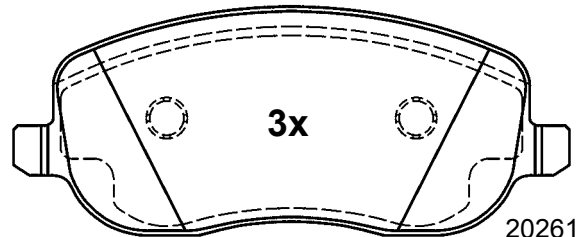
13.0460-3824.2 603824



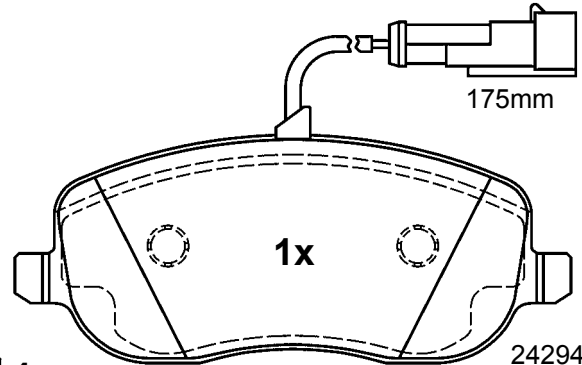
FIAT



LUC



20261 19,0



24294 19,0

146,6 x 60,0 x 19,0



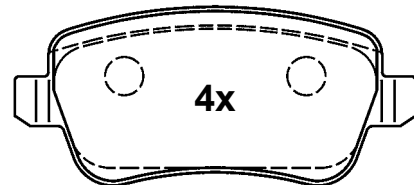
13.0460-3825.2 603825



FIAT

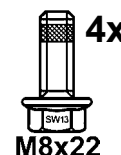


LUC



24348 17,1

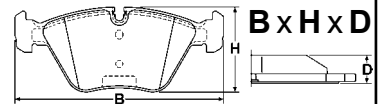
105,5 x 46,4 x 17,1



Abbildungen Scheibenbremsbeläge

Illustrations disc brake pads - Illustrazioni pastiglie freno -

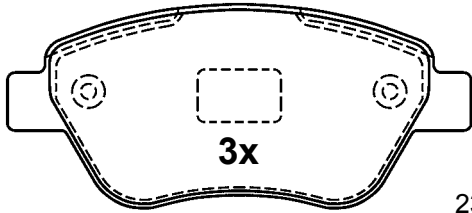
Illustrations plaquettes de frein - Ilustraciones pastillas de freno



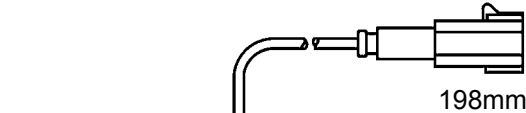
Maßstab - scale - scala - échelle - escala 1:2

13.0460-3826.2 603826

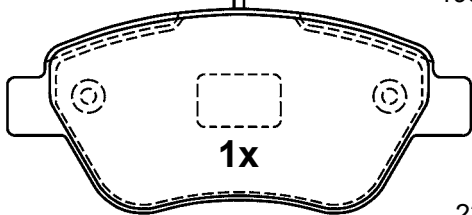
ALFA ROMEO, FIAT



23707 18,0

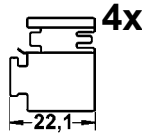
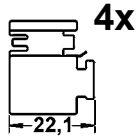
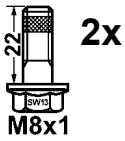


198mm



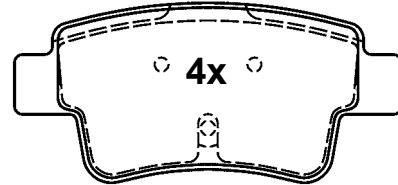
23706 18,0

122,8 x 53,3 x 18,0



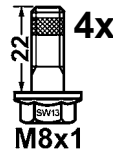
13.0460-3828.2 603828

FIAT



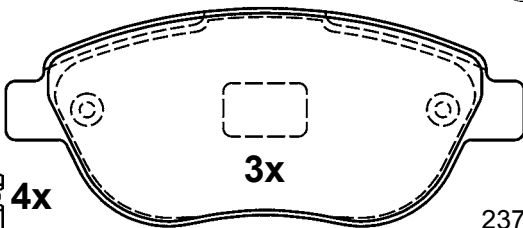
24349 17,5

101,8 x 47,1 x 17,5

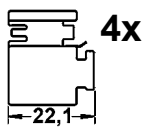
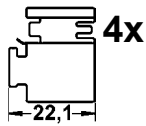


13.0460-3827.2 603827

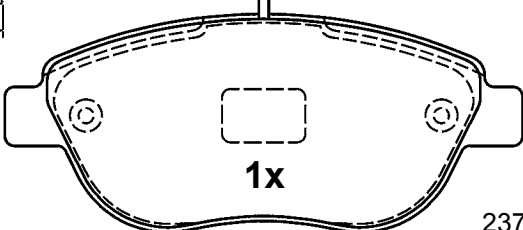
FIAT, LANCIA



23710 19,6

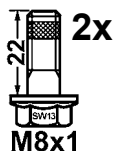


198mm



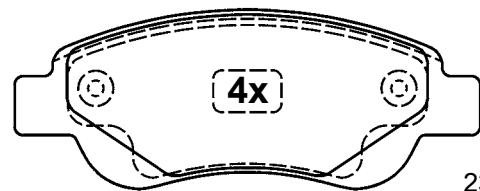
23709 19,6

136,8 x 57,4 x 19,6



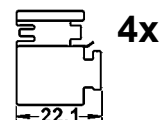
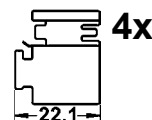
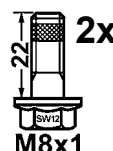
13.0460-3829.2 603829

CITROEN, PEUGEOT, TOYOTA



23959 17,0

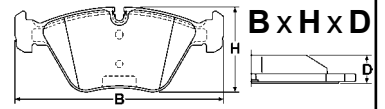
122,6 x 46,9 x 17,0



Abbildungen Scheibenbremsbeläge

Illustrations disc brake pads - Illustrazioni pastiglie freno -

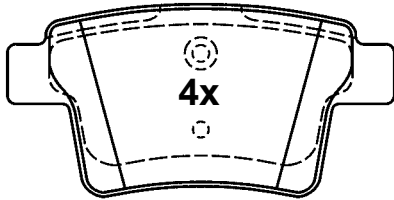
Illustrations plaquettes de frein - Ilustraciones pastillas de freno



Maßstab - scale - scala - échelle - escala 1:2

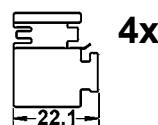
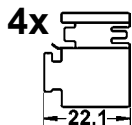
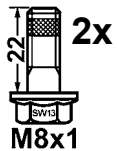
13.0460-3831.2 603831

FORD, JAGUAR



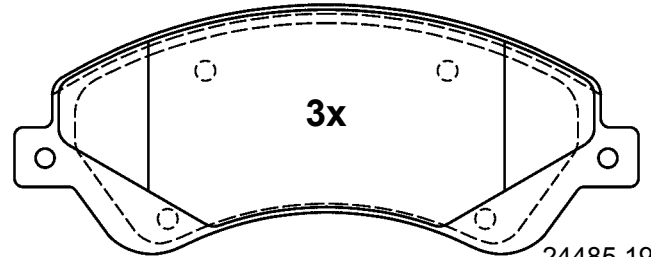
24260 17,3

101,8 x 50,5 x 17,3

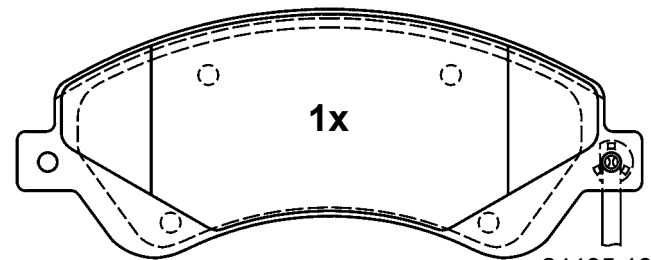


13.0460-3833.2 603833

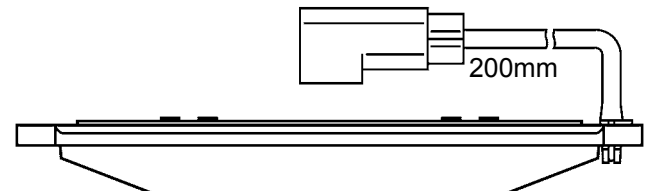
FORD



24485 19,0



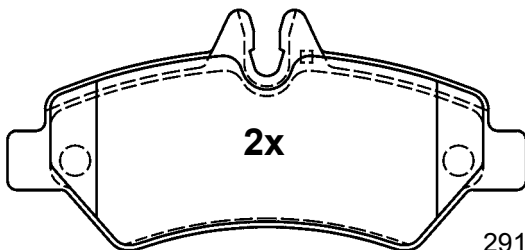
24485 19,0



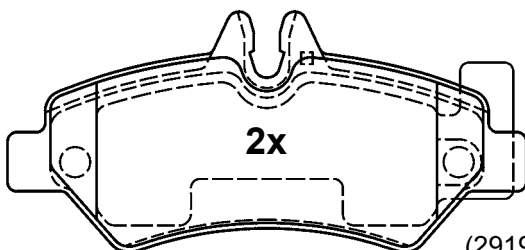
164,8 x 65,5 x 19,0

13.0460-3832.2 603832

VOLKSWAGEN

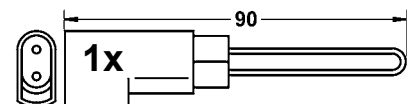
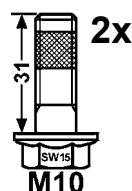
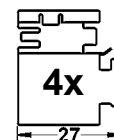
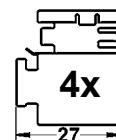
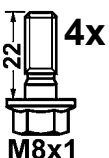


29190 20,2



(29190) 20,2

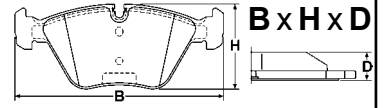
136,8 x 63,0 x 20,2



Abbildungen Scheibenbremsbeläge

Illustrations disc brake pads - Illustrazioni pastiglie freno -

Illustrations plaquettes de frein - Ilustraciones pastillas de freno



Maßstab - scale - scala - échelle - escala 1:2

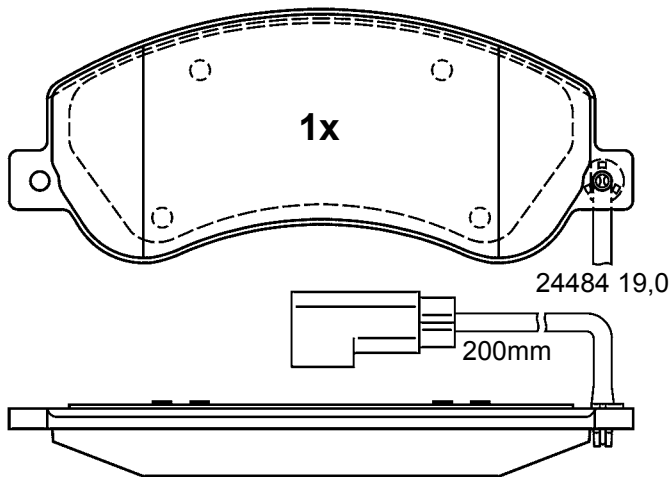
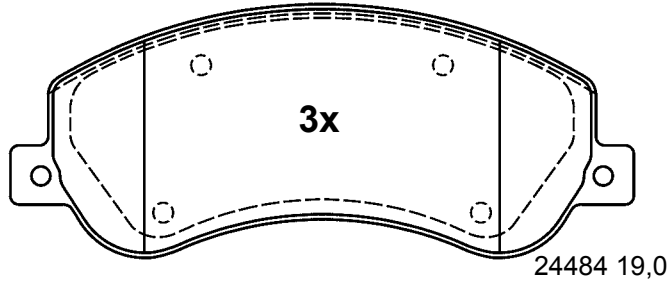
13.0460-3834.2 603834



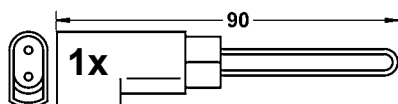
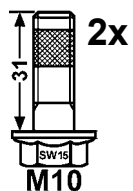
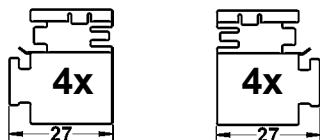
FORD



BOS



164,8 x 66,8 x 19,0



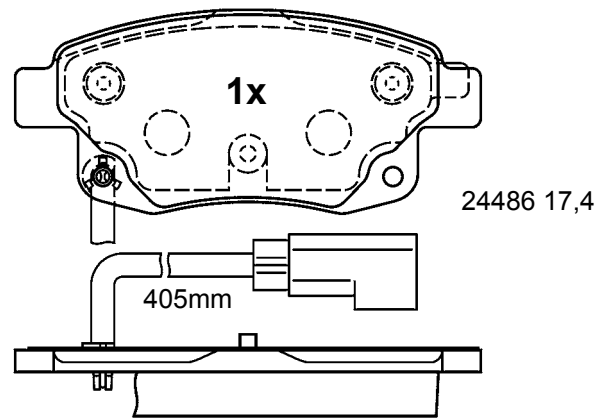
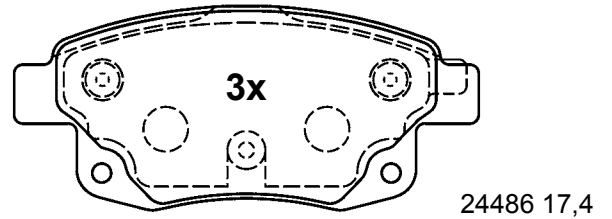
13.0460-3835.2 603835



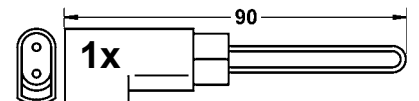
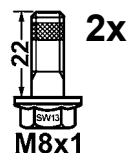
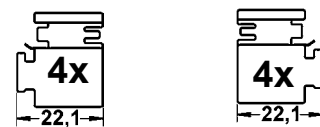
FORD



BOS



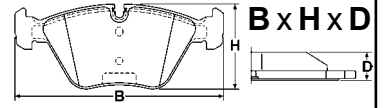
122,8 x 53,6 x 17,4



Abbildungen Scheibenbremsbeläge

Illustrations disc brake pads - Illustrazioni pastiglie freno -

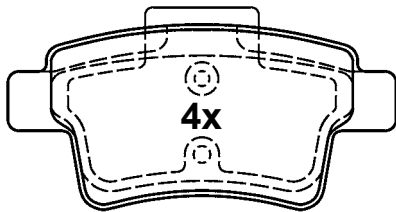
Illustrations plaquettes de frein - Ilustraciones pastillas de freno



Maßstab - scale - scala - échelle - escala 1:2

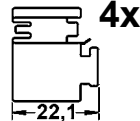
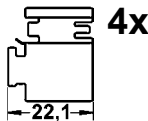
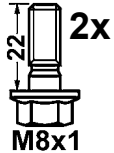
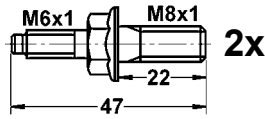
13.0460-3836.2 603836

CITROEN



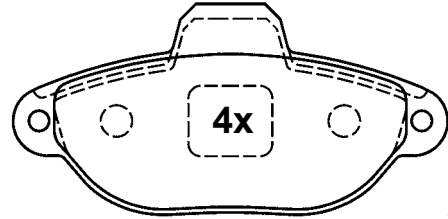
24540 16,3

101,8 x 48,3 x 16,3



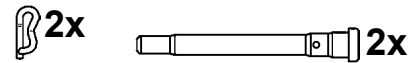
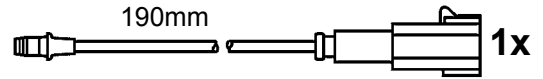
13.0460-3838.2 603838

FIAT, FORD



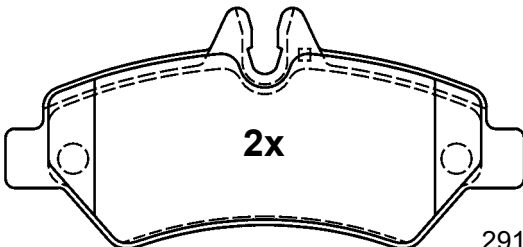
21436 17,0

114,8 x 55,5 x 17,0



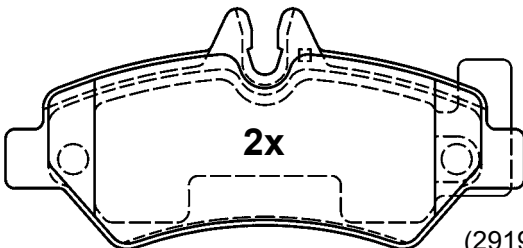
13.0460-3837.2 603837

MERCEDES BENZ



29190 20,2

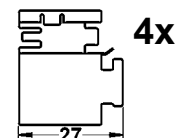
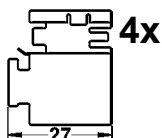
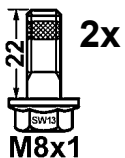
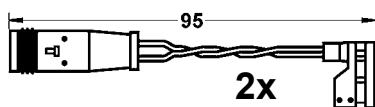
2x



(29190) 20,2

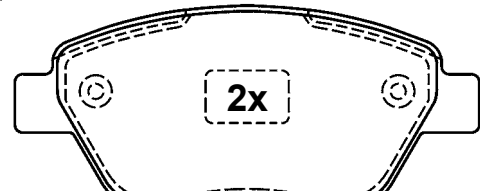
2x

136,8 x 63,0 x 20,2



13.0460-3839.2 603839

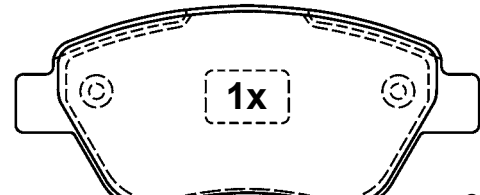
OPEL, VAUXHALL



23982 18,1

122,8 x 53,3 x 18,1

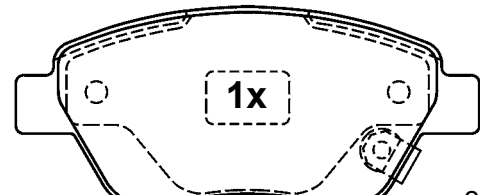
2x



23707 17,9

122,8 x 53,3 x 17,9

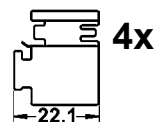
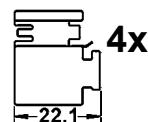
1x



24288 17,9

122,8 x 53,3 x 17,9

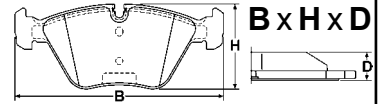
1x



Abbildungen Scheibenbremsbeläge

Illustrations disc brake pads - Illustrazioni pastiglie freno -

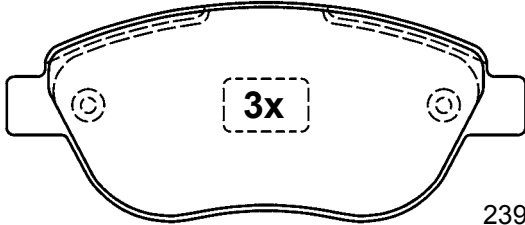
Illustrations plaquettes de frein - Ilustraciones pastillas de freno



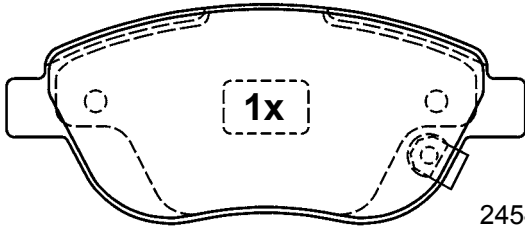
Maßstab - scale - scala - échelle - escala 1:2

13.0460-3840.2 603840

OPEL, VAUXHALL

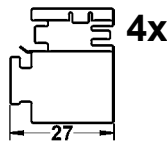
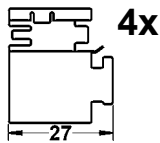
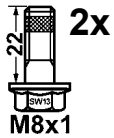


23981 19,6



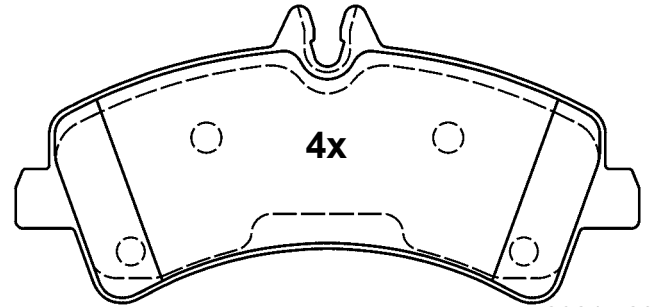
24549 19,6

136,9 x 57,4 x 19,6



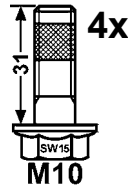
13.0460-3842.2 603842

MERCEDES BENZ, VOLKSWAGEN



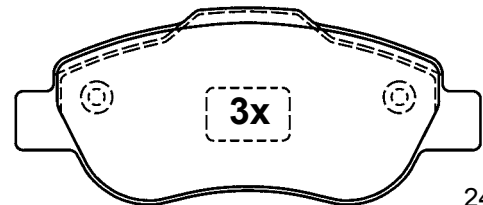
29217 20,5

164,8 x 78,2 x 20,5

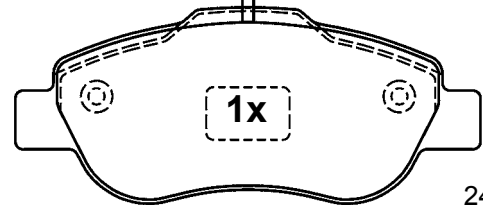
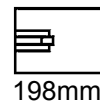


13.0460-3846.2 603846

FIAT, FORD



24072 17,9

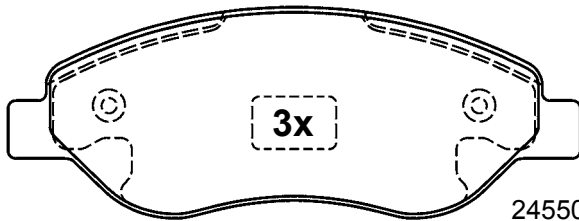


24764 17,9

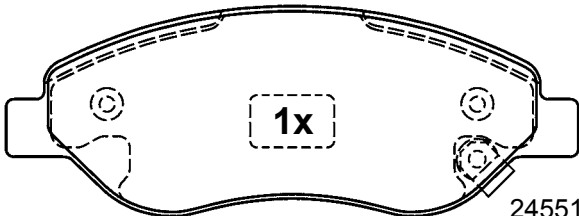
122,8 x 51,7 x 17,9

13.0460-3841.2 603841

OPEL, VAUXHALL

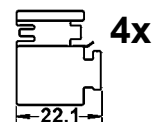
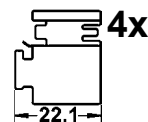
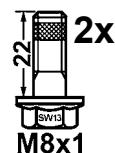
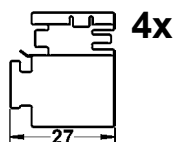
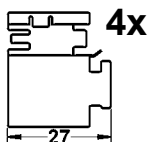
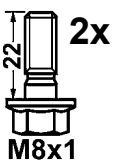


24550 19,5



24551 19,5

150,9 x 54,9 x 19,5



Abbildungen Scheibenbremsbeläge

Illustrations disc brake pads - Illustrazioni pastiglie freno -

Illustrations plaquettes de frein - Ilustraciones pastillas de freno



Maßstab - scale - scala - échelle - escala 1:2

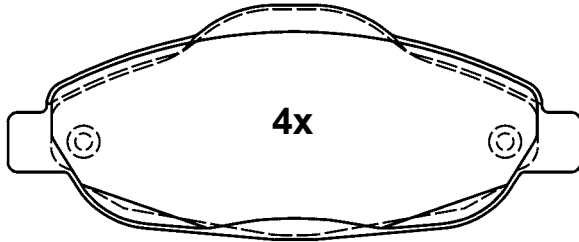
13.0460-3847.2 603847



PEUGEOT

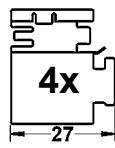
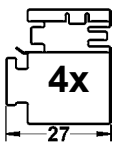
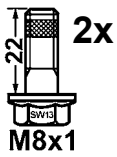


BOS



151,0 x 62,0 x 17,8

24660 17,8



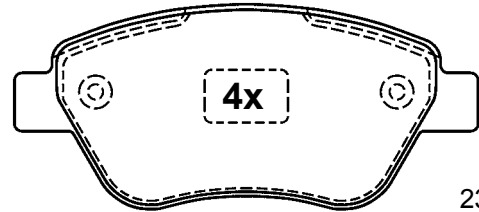
13.0460-3850.2 603850



FIAT



BOS



122,9 x 53,3 x 18,0

23707 18,0

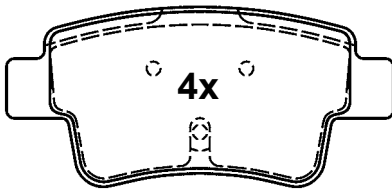
13.0460-3848.2 603848



OPEL, VAUXHALL

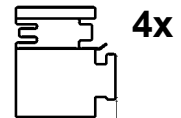
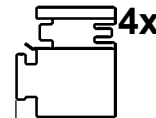
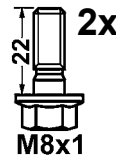


BOS



101,8 x 47,1 x 17,6

24349 17,6



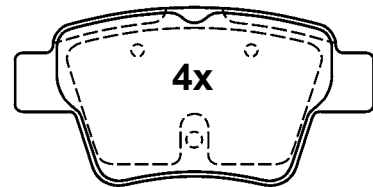
13.0460-3851.2 603851



PEUGEOT



BOS



94,8 x 46,9 x 17,6

24150 17,6

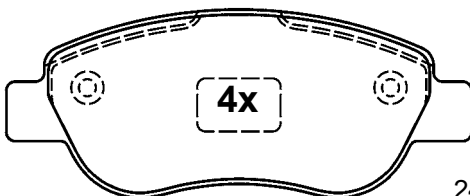
13.0460-3849.2 603849



FIAT

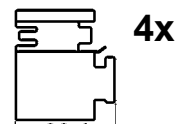
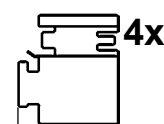
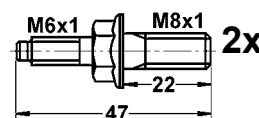
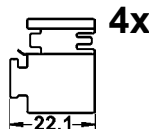
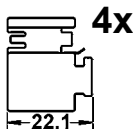
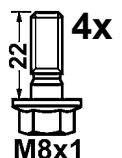


BOS



122,8 x 49,3 x 17,9

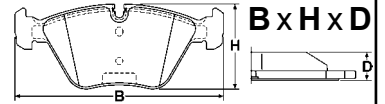
24393 17,9



Abbildungen Scheibenbremsbeläge

Illustrations disc brake pads - Illustrazioni pastiglie freno -

Illustrations plaquettes de frein - Ilustraciones pastillas de freno



Maßstab - scale - scala - échelle - escala 1:2

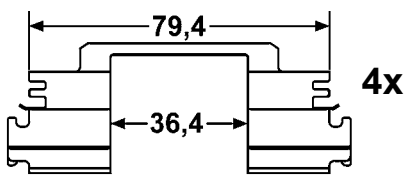
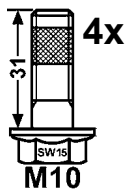
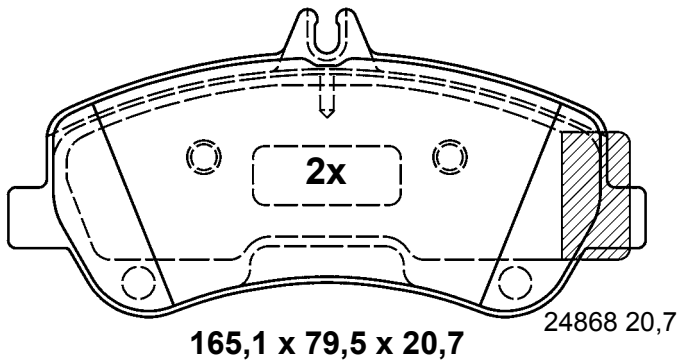
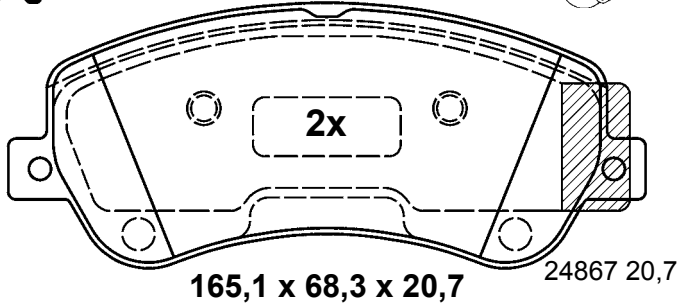
13.0460-3852.2 603852



MERCEDES BENZ



BOS



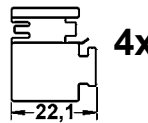
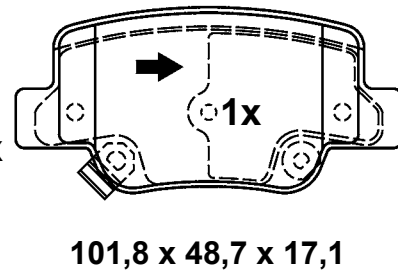
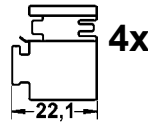
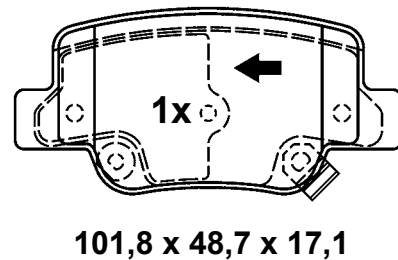
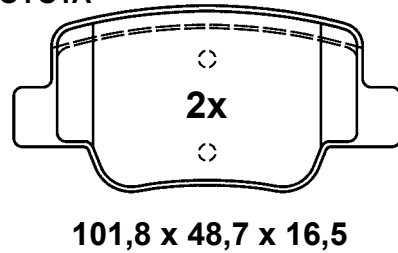
13.0460-3854.2 603854



TOYOTA



BOS



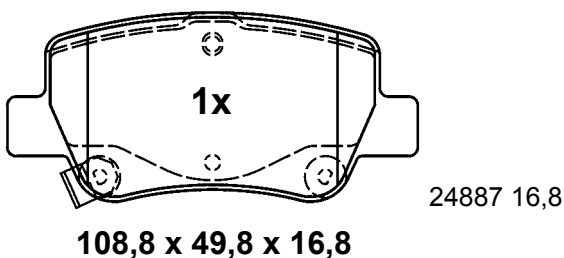
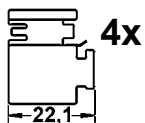
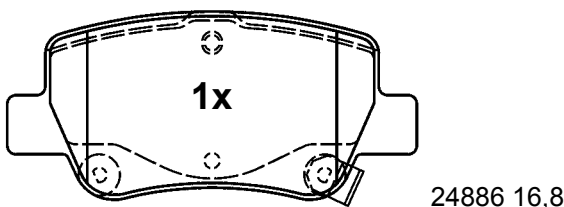
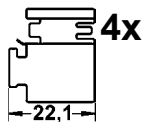
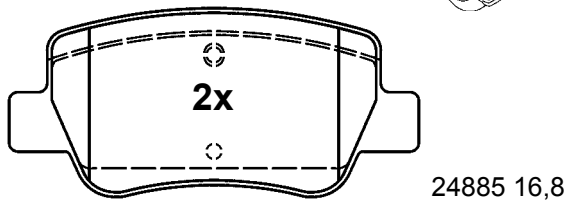
13.0460-3853.2 603853



TOYOTA



BOS



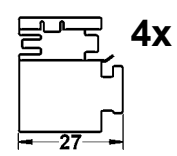
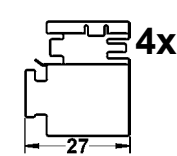
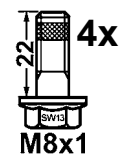
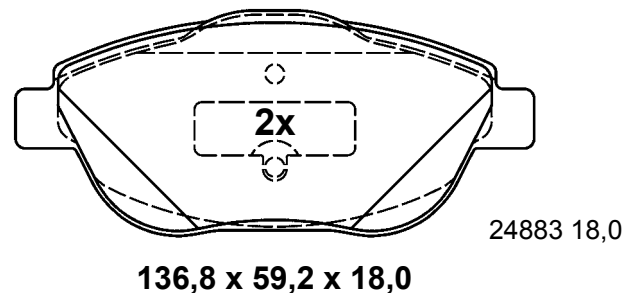
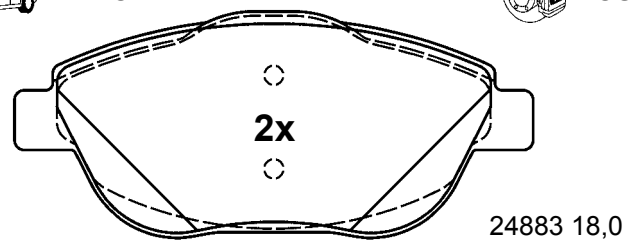
13.0460-3855.2 603855



CITROEN



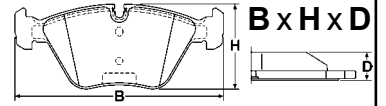
BOS



Abbildungen Scheibenbremsbeläge

Illustrations disc brake pads - Illustrazioni pastiglie freno -

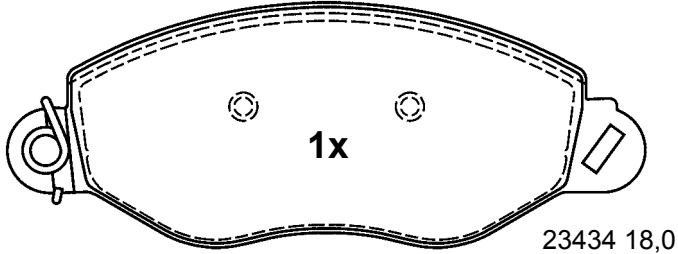
Illustrations plaquettes de frein - Ilustraciones pastillas de freno



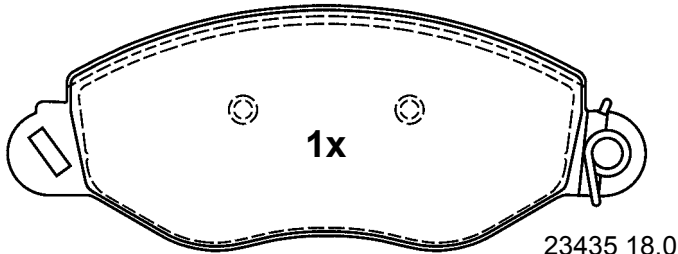
Maßstab - scale - scala - échelle - escala 1:2

13.0460-3856.2 603856

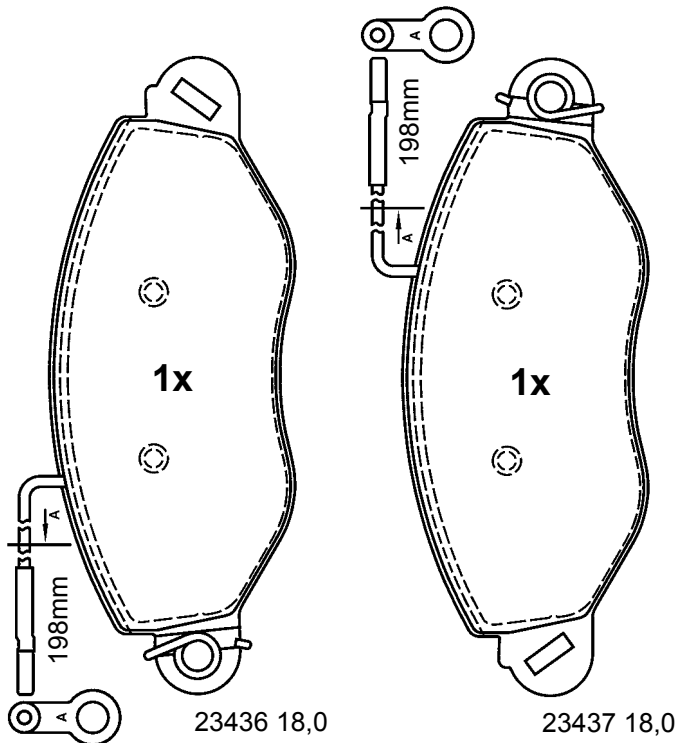
NISSAN



23434 18,0

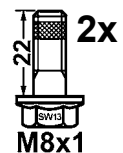


23435 18,0



23436 18,0

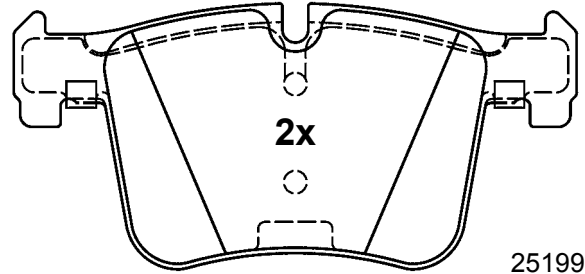
23437 18,0



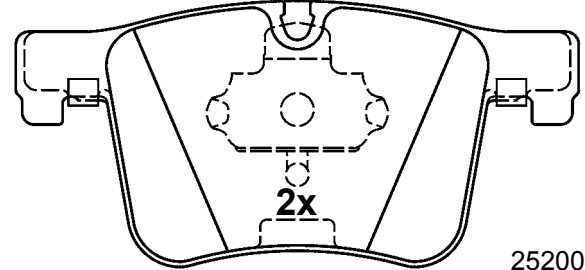
168,3 x 63,9 x 18,0

13.0460-3857.2 603857

BMW



25199 19,6

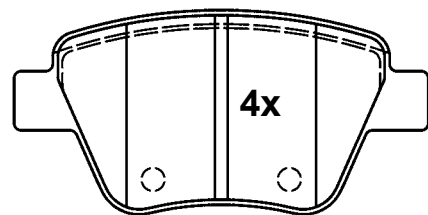


25200 19,6

148,2 x 69,8 x 19,6

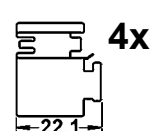
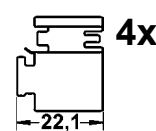

13.0460-3858.2 603858

AUDI, SEAT,
SKODA, VOLKSWAGEN



24563 17,7

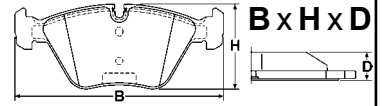
109,3 x 53,4 x 17,7



Abbildungen Scheibenbremsbeläge

Illustrations disc brake pads - Illustrazioni pastiglie freno -

Illustrations plaquettes de frein - Ilustraciones pastillas de freno



Maßstab - scale - scala - échelle - escala 1:2

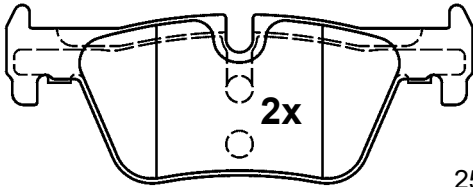
13.0460-3859.2 603859



BMW




BOS



25307 17,5

123,0 x 46,7 x 17,5



25308 17,5

123,0 x 45,3 x 17,5

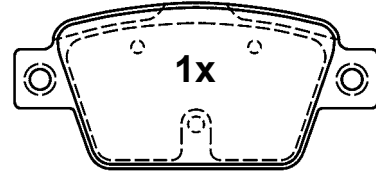
13.0460-3861.2 603861



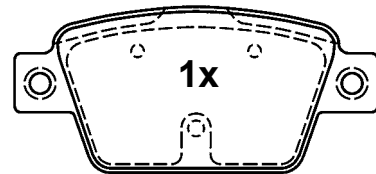
ALFA ROMEO, FIAT, LANCIA



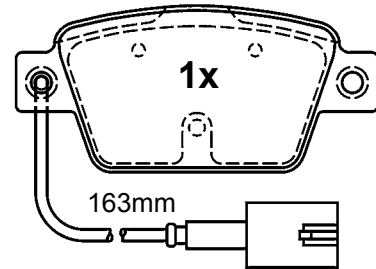
BOS



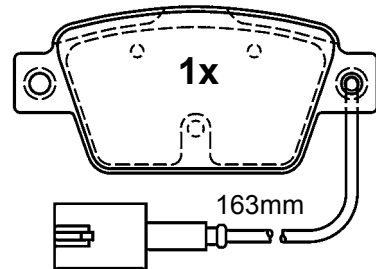
23714 17,6



23714 17,6



17,6



17,6

94,8 x 42,9 x 17,6

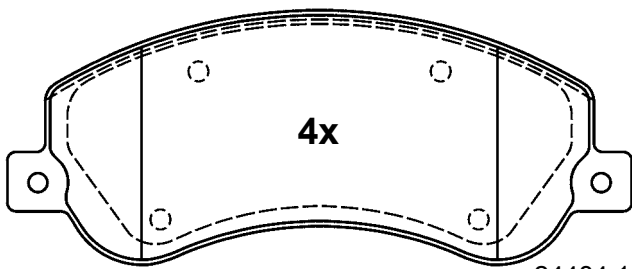
13.0460-3860.2 603860



VOLKSWAGEN

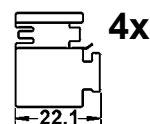
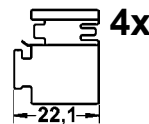
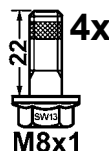
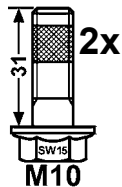
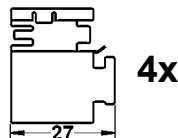
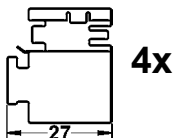


BOS



24484 18,8

164,8 x 66,8 x 18,8



Abbildungen Scheibenbremsbeläge

Illustrations disc brake pads - Illustrazioni pastiglie freno -

Illustrations plaquettes de frein - Ilustraciones pastillas de freno



Maßstab - scale - scala - échelle - escala 1:2

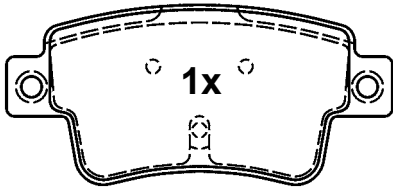
13.0460-3862.2 603862



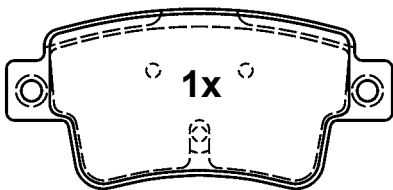
FIAT



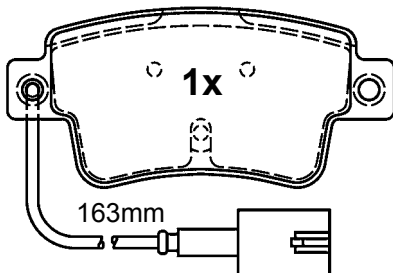
BOS



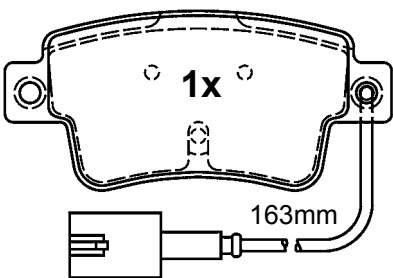
24349 17,6



24349 17,6

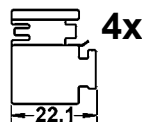
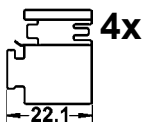
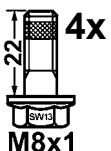


17,6



17,6

101,8 x 47,1 x 17,6



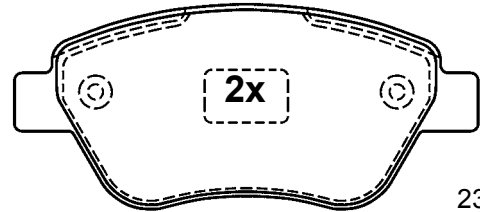
13.0460-3863.2 603863



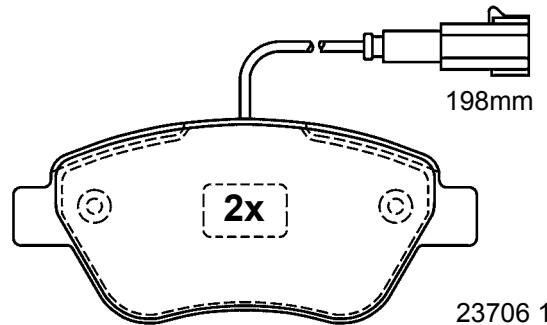
ALFA ROMEO, CITROEN,
FIAT, PEUGEOT



BOS

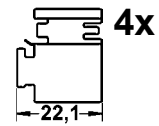
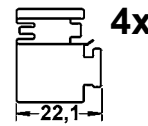
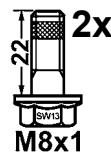


23707 18,0



23706 18,0

122,8 x 53,3 x 18,0



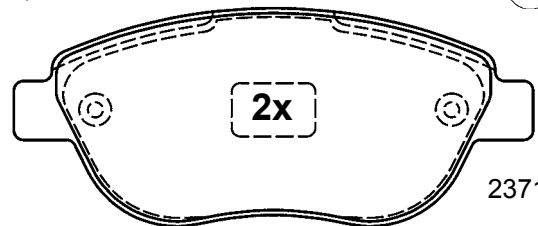
13.0460-3864.2 603864



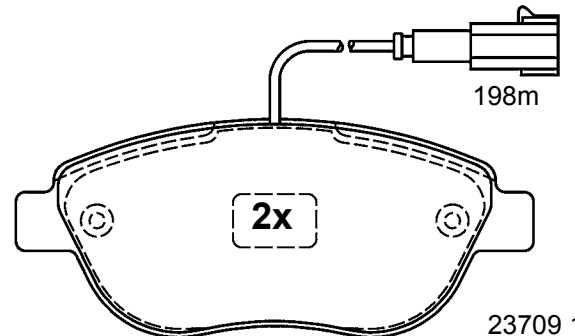
FIAT



BOS

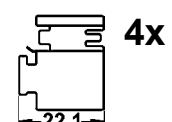
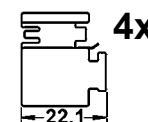
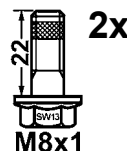


23710 19,6



23709 19,6

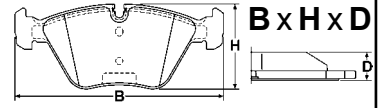
136,8 x 57,4 x 19,6



Abbildungen Scheibenbremsbeläge

Illustrations disc brake pads - Illustrazioni pastiglie freno -

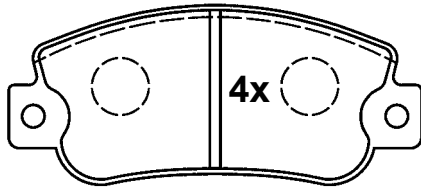
Illustrations plaquettes de frein - Ilustraciones pastillas de freno



Maßstab - scale - scala - échelle - escala 1:2

13.0460-3900.2 603900

ALFA ROMEO

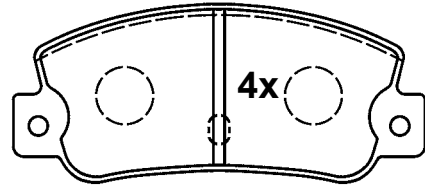


21131 14,7

108,9 x 47,4 x 14,7

13.0460-3904.2 603904

FIAT

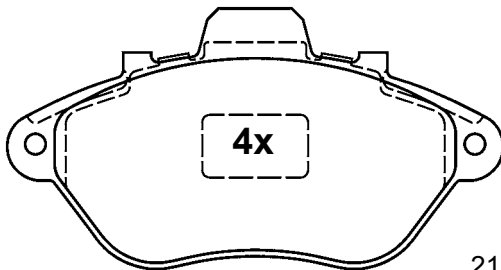


21107 12,0

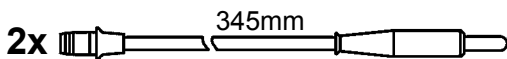
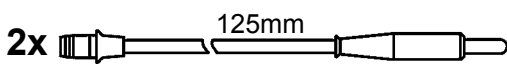
108,9 x 47,1 x 12,0

13.0460-3902.2 603902

PEUGEOT



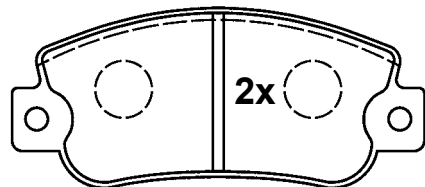
21299 17,0
(21300)
(20035)
(20036)



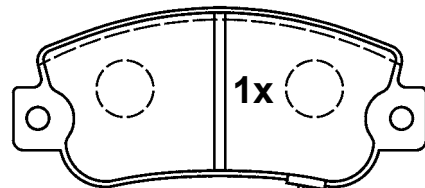
130,8 x 68,7 x 17,0

13.0460-3905.2 603905

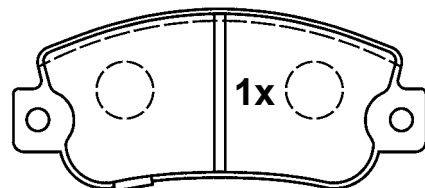
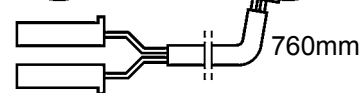
ALFA ROMEO



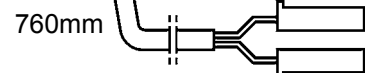
21131 14,7



21132 14,7



21133 14,7



108,9 x 47,4 x 14,7

Abbildungen Scheibenbremsbeläge

Illustrations disc brake pads - Illustrazioni pastiglie freno -

Illustrations plaquettes de frein - Ilustraciones pastillas de freno



Maßstab - scale - scala - échelle - escala 1:2

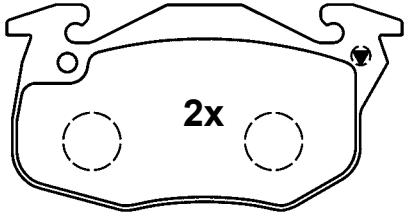
13.0460-3911.2 603911



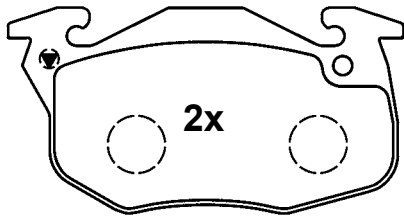
PEUGEOT, RENAULT



BDX



20905 18,0
(20986)



20906 18,0
(20987)

105,0 x 54,0 x 18,0

183mm 2x

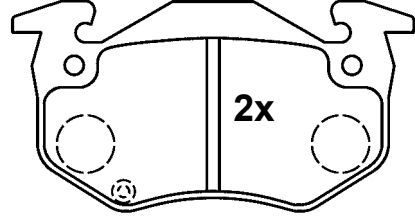
13.0460-3915.2 603915



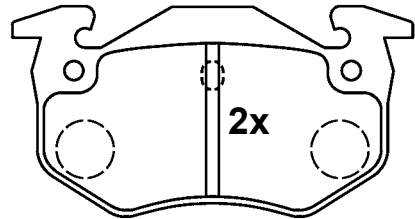
CITROEN



BDX



20859 18,0
(20860)



20635 18,0
(20636)

105,0 x 54,9 x 18,0

113mm 2x

236mm 2x

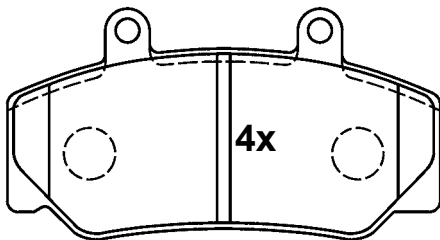
13.0460-3914.2 603914



VOLVO



BDX



21233 16,7

113,8 x 62,2 x 16,7

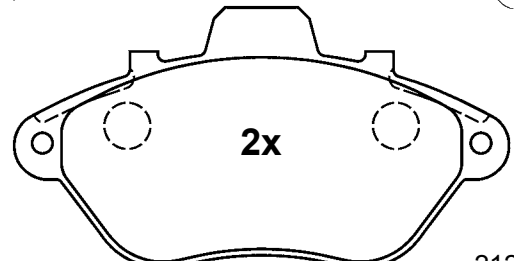
13.0460-3916.2 603916



CITROEN

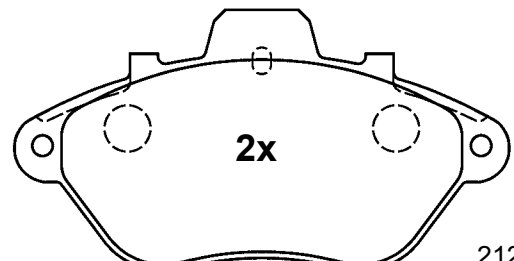


BDX



21299 15,9
(21300)

130,8 x 68,7 x 15,9



21296 16,5
(21297)

130,8 x 68,7 x 16,5

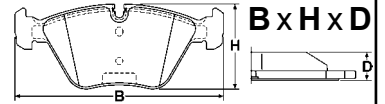
2x 125mm

2x 345mm

Abbildungen Scheibenbremsbeläge

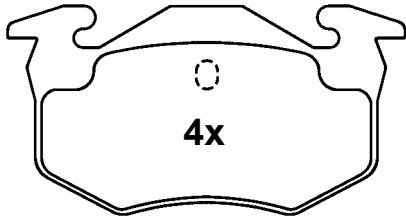
Illustrations disc brake pads - Illustrazioni pastiglie freno -

Illustrations plaquettes de frein - Ilustraciones pastillas de freno



Maßstab - scale - scala - échelle - escala 1:2

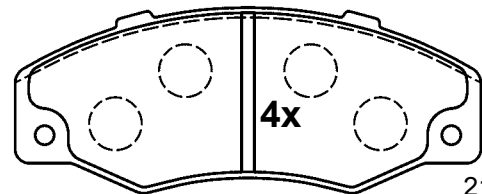
13.0460-3926.2 603926



20974 10,8

105,0 x 54,8 x 10,8

13.0460-3933.2 603933

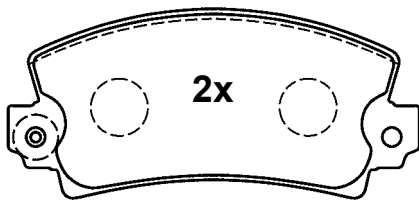


21016 17,0
(21086)
(21087)

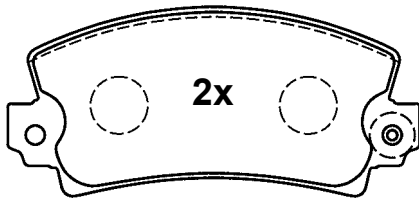
123,1 x 48,8 x 17,0

380mm 2x

13.0460-3928.2 603928



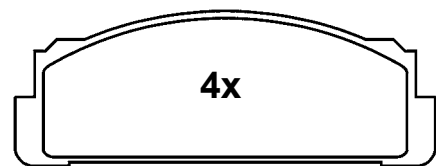
20140 14,0



20141 14,0

108,8 x 49,3 x 14,0

13.0460-3936.2 603936



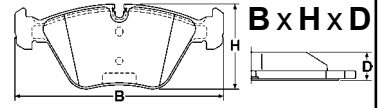
20073 17,3

108,9 x 39,0 x 17,3

Abbildungen Scheibenbremsbeläge

Illustrations disc brake pads - Illustrazioni pastiglie freno -

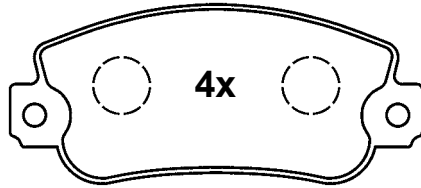
Illustrations plaquettes de frein - Ilustraciones pastillas de freno



Maßstab - scale - scala - échelle - escala 1:2

13.0460-3939.2 603939

FIAT, SEAT

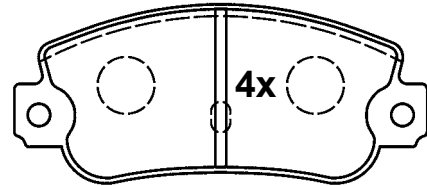


20775 18,0

108,9 x 47,4 x 18,0

13.0460-3942.2 603942

FIAT, LANCIA

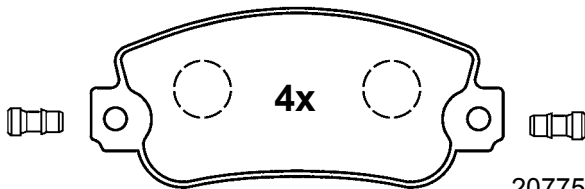


20841 12,0

109,0 x 47,4 x 12,0

13.0460-3940.2 603940

AUTOBIANCHI, FIAT,
LANCIA, SEAT

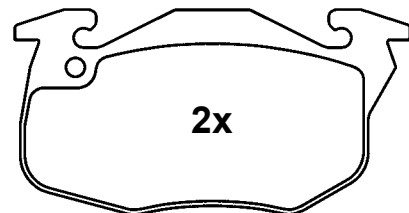


20775 18,0
(20776/20777)

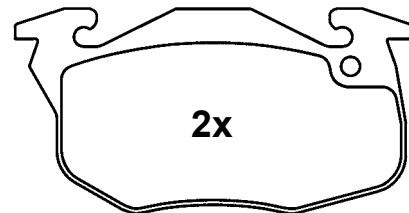
109,0 x 47,4 x 18,0

13.0460-3943.2 603943

PEUGEOT



20905 18,0



20906 18,0

105,0 x 54,3 x 18,0

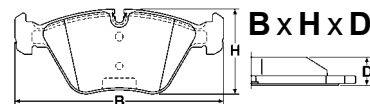
190mm 2x

305mm 2x

Abbildungen Scheibenbremsbeläge

Illustrations disc brake pads - Illustrazioni pastiglie freno -

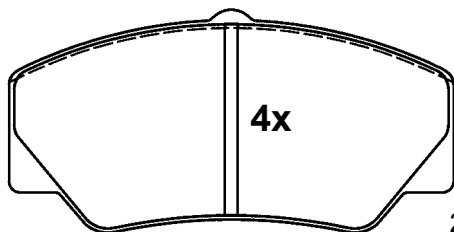
Illustrations plaquettes de frein - Ilustraciones pastillas de freno



Maßstab - scale - scala - échelle - escala 1:2

13.0460-3944.2 603944

FORD

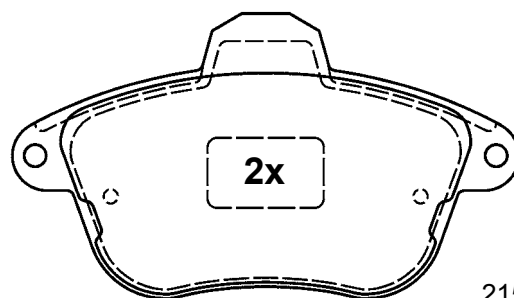


21141 18,0

116,9 x 58,6 x 18,0

13.0460-3947.2 603947

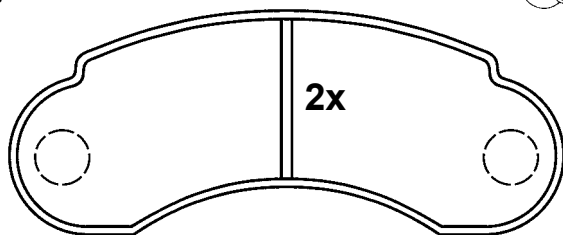
CITROEN



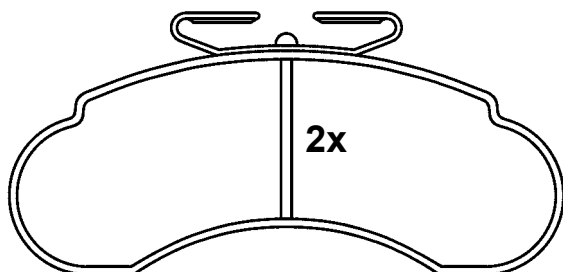
21509 17,0
(21513)

13.0460-3945.2 603945

MERCEDES BENZ

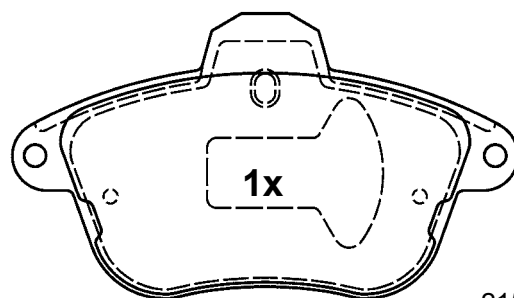


20932 14,0

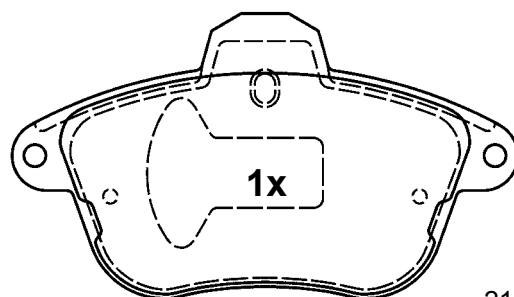


20934 14,0

145,5 x 59,0 x 14,0



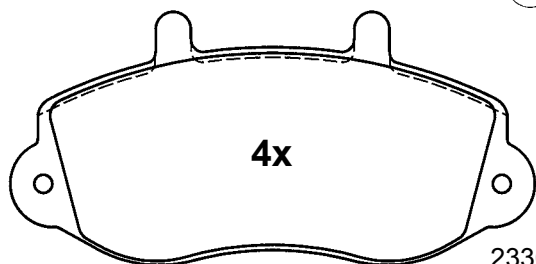
21505 17,0



21510 17,0

13.0460-3946.2 603946

OPEL, RENAULT, VAUXHALL



23302 18,0

138,8 x 66,5 x 18,0

130,8 x 73,1 x 17,0

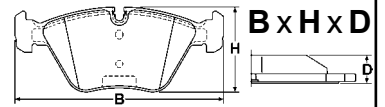
125mm 2x

345mm 2x

Abbildungen Scheibenbremsbeläge

Illustrations disc brake pads - Illustrazioni pastiglie freno -

Illustrations plaquettes de frein - Ilustraciones pastillas de freno



Maßstab - scale - scala - échelle - escala 1:2

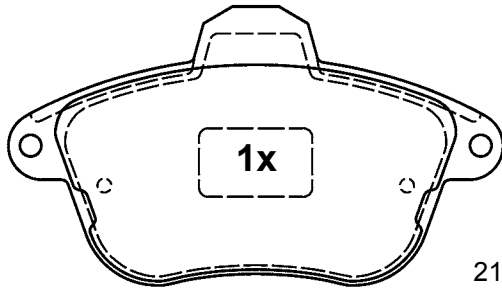
13.0460-3948.2 603948



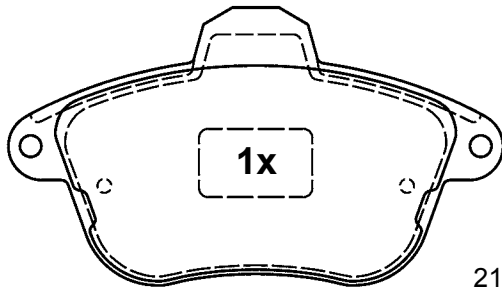
PEUGEOT



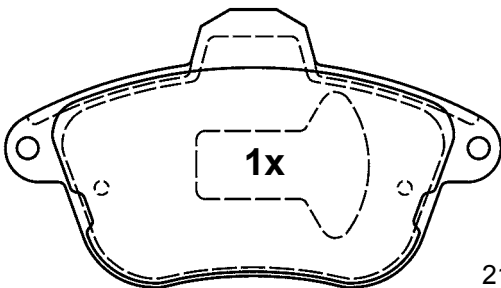
BDX



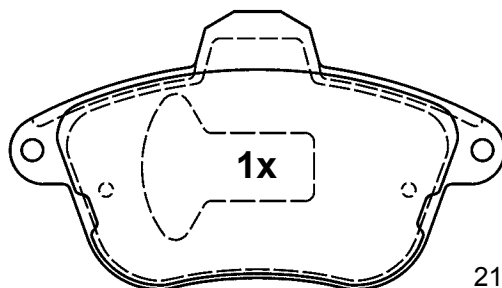
21509 17,0



21509 17,0





21508 17,0



21512 17,0

130,8 x 73,1 x 17,0



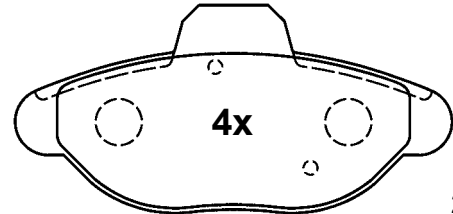
13.0460-3949.2 603949



FIAT



BDX



21365 17,0

114,8 x 54,8 x 17,0

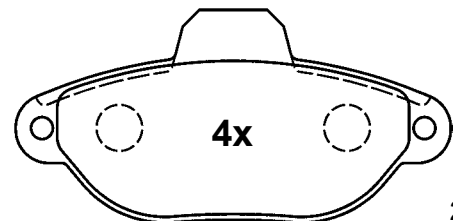
13.0460-3950.2 603950



FIAT, LANCIA



BDX



21436 16,2

114,8 x 55,5 x 16,2

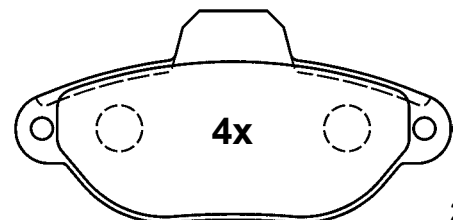
13.0460-3951.2 603951



FIAT, LANCIA

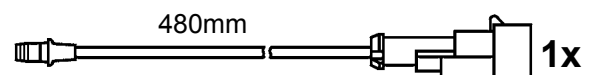


BDX



21436 16,2

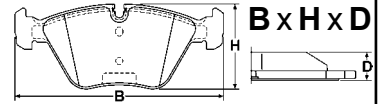
114,8 x 55,5 x 16,2



Abbildungen Scheibenbremsbeläge

Illustrations disc brake pads - Illustrazioni pastiglie freno -

Illustrations plaquettes de frein - Ilustraciones pastillas de freno



Maßstab - scale - scala - échelle - escala 1:2

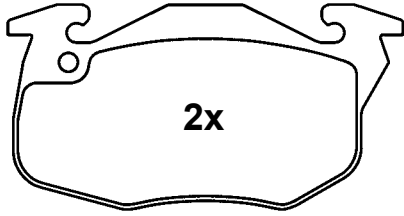
13.0460-3952.2 603952



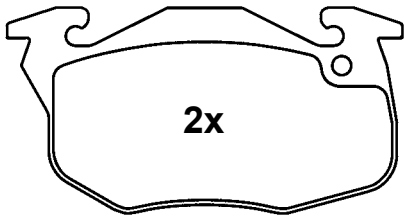
CITROEN, PEUGEOT



BDX



20905 18,0



20906 18,0

105,0 x 54,0 x 18,0

280mm 2x

365mm 2x

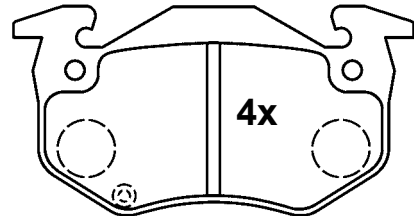
13.0460-3955.2 603955



RENAULT



BDX



20634 15,0
(21096)
(21097)

183mm 2x

105,0 x 54,9 x 15,0

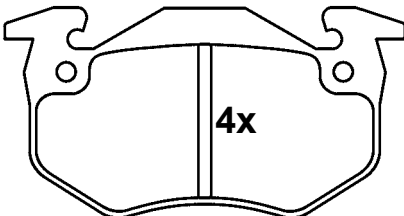
13.0460-3953.2 603953



RENAULT



BDX



20634 15,0

105,0 x 54,9 x 15,0

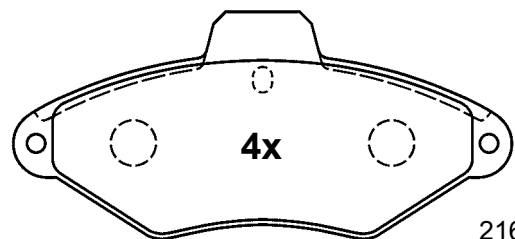
13.0460-3956.2 603956



CITROEN



BDX



21631 17,0

130,7 x 60,0 x 17,0

155mm 2x

365mm 2x

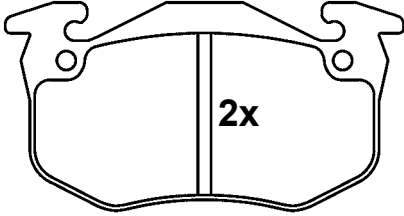
13.0460-3954.2 603954



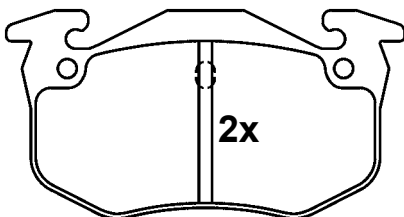
CITROEN, PEUGEOT, RENAULT



BDX



20973 11,0



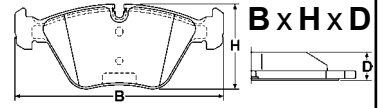
20974 11,0

105,0 x 54,9 x 11,0

Abbildungen Scheibenbremsbeläge

Illustrations disc brake pads - Illustrazioni pastiglie freno -

Illustrations plaquettes de frein - Ilustraciones pastillas de freno



Maßstab - scale - scala - échelle - escala 1:2

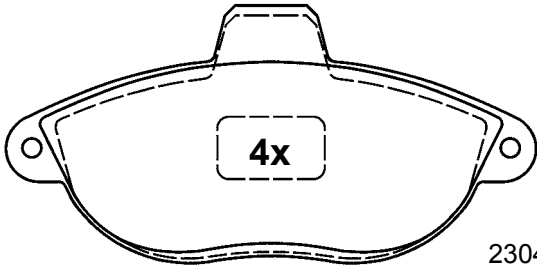
13.0460-3957.2 603957



CITROEN, FIAT, PEUGEOT



BDX



4x


23042 19,0

139,8 x 68,8 x 19,0

270mm 2x



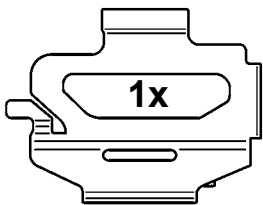
2x



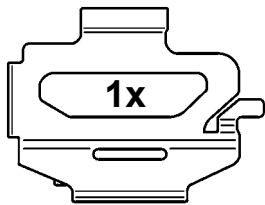
2x



2x



1x



1x

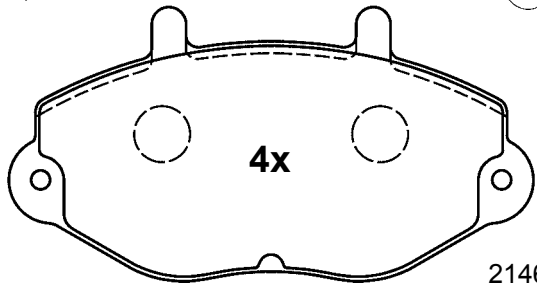
13.0460-3959.2 603959



FORD



BDX



4x

21469 18,0

138,7 x 72,1 x 18,0

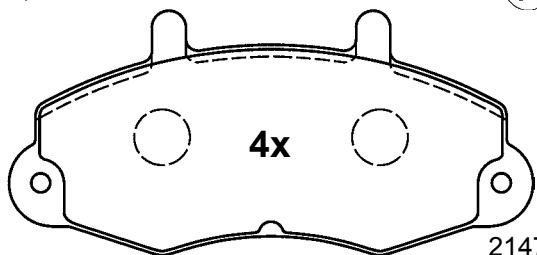
13.0460-3960.2 603960



FORD



BDX



4x

21470 18,0

138,7 x 64,1 x 18,0

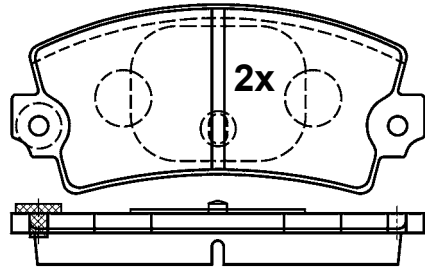
13.0460-3961.2 603961



RENAULT, TALBOT

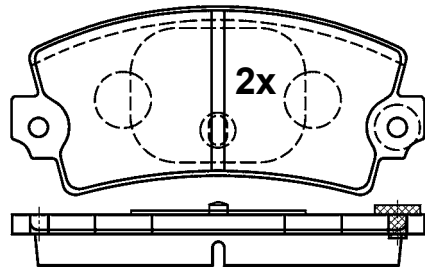


BDX



2x

20336 14,0



2x

20337 14,0

2x

108,9 x 49,8 x 14,0

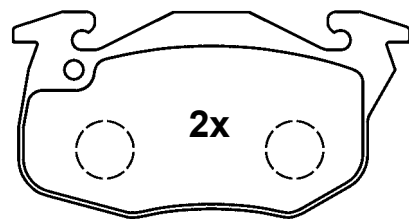
13.0460-3962.2 603962



CITROEN, PEUGEOT

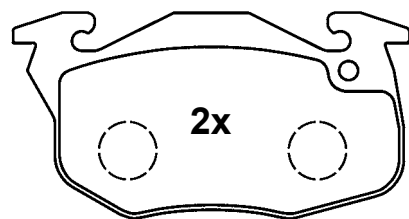


BDX



2x

20905 18,0



2x

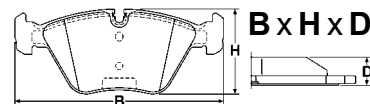
20906 18,0

105,0 x 54,0 x 18,0

Abbildungen Scheibenbremsbeläge

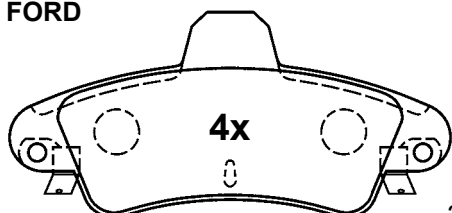
Illustrations disc brake pads - Illustrazioni pastiglie freno -

Illustrations plaquettes de frein - Ilustraciones pastillas de freno



Maßstab - scale - scala - échelle - escala 1:2

13.0460-3963.2 603963



115,7 x 53,6 x 15,0

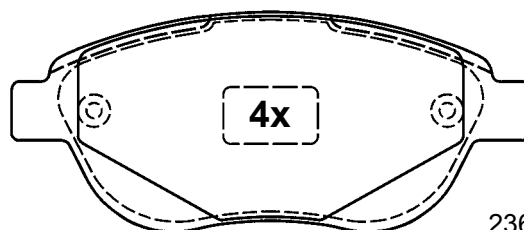
21586 15,0



13.0460-3966.2 603966



CITROEN, PEUGEOT

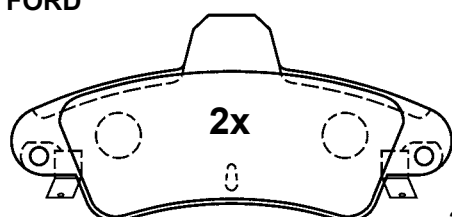


136,8 x 57,5 x 19,4

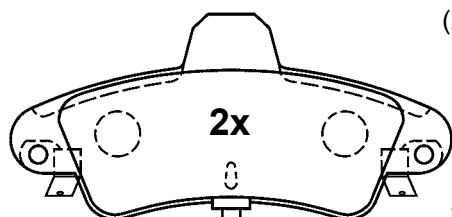
23600 19,4



13.0460-3964.2 603964

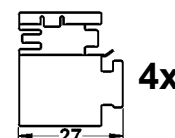
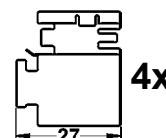
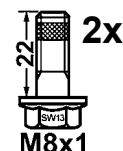
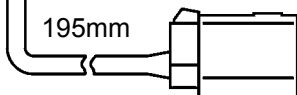


23410 15,0
(21586)



23411 15,0

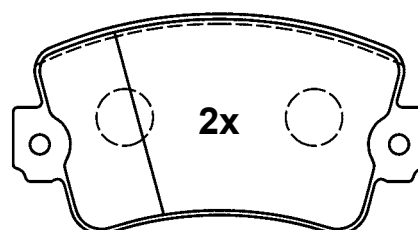
115,7 x 53,6 x 15,0



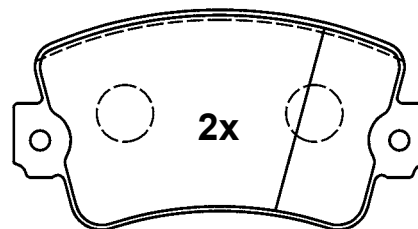
13.0460-3968.2 603968



RENAULT



20488 18,5
(20570)

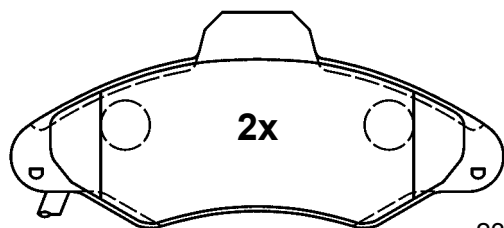


20489 18,5
(20571)

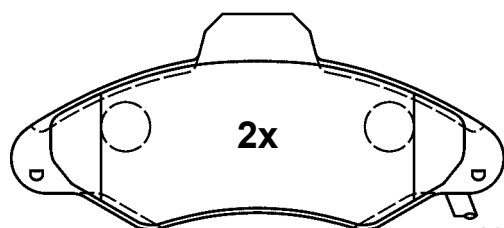
108,9 x 57,5 x 18,5



13.0460-3965.2 603965



23300 18,0



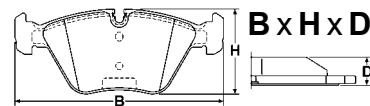
23301 18,0

130,8 x 57,3 x 18,0

Abbildungen Scheibenbremsbeläge

Illustrations disc brake pads - Illustrazioni pastiglie freno -

Illustrations plaquettes de frein - Ilustraciones pastillas de freno



Maßstab - scale - scala - échelle - escala 1:2

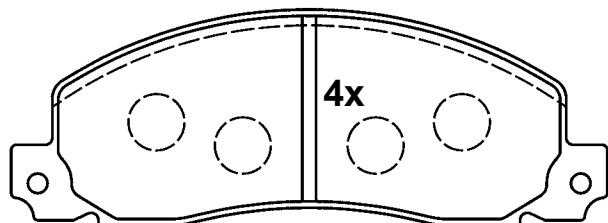
13.0460-3969.2 603969



OPEL, RENAULT, VAUXHALL



BDX



20926 18,5
(20927 / 20928 / 20929)

155,8 x 56,6 x 18,5

325mm 2x

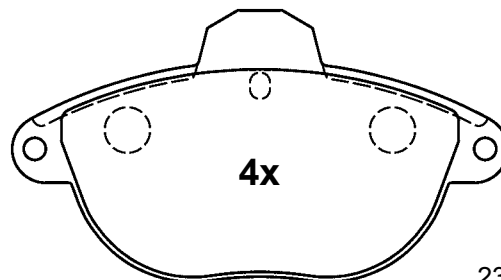
13.0460-3973.2 603973



CITROEN



BDX



23146 17,0

130,8 x 71,4 x 17,0

160mm 2x

356mm 2x

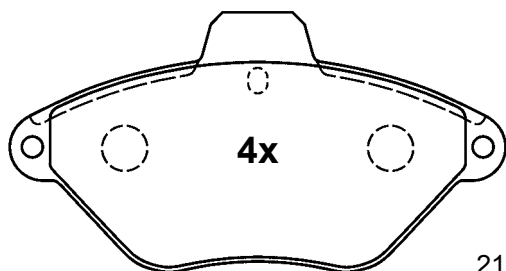
13.0460-3972.2 603972



CITROEN



BDX



21632 16,0

130,9 x 69,0 x 16,0

155mm 2x

365mm 2x

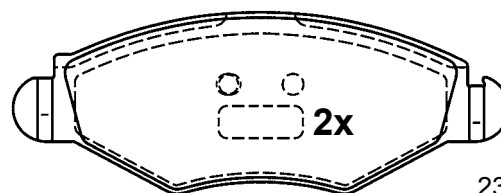
13.0460-3975.2 603975



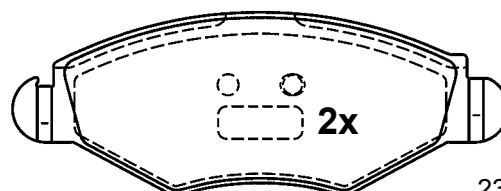
PEUGEOT



BOS




23597 18,0



23598 18,0

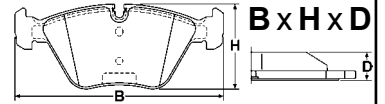
131,0 x 47,6 x 18,0



Abbildungen Scheibenbremsbeläge

Illustrations disc brake pads - Illustrazioni pastiglie freno -

Illustrations plaquettes de frein - Ilustraciones pastillas de freno



Maßstab - scale - scala - échelle - escala 1:2

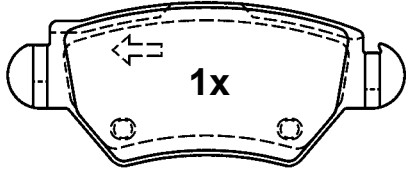
13.0460-3976.2 603976



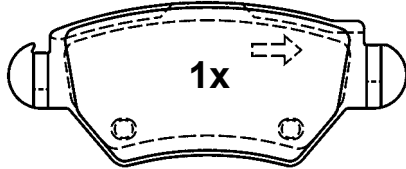
OPEL, VAUXHALL



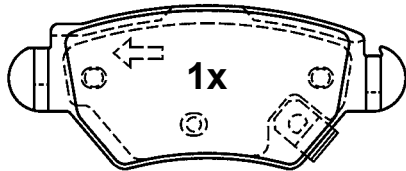
BOS



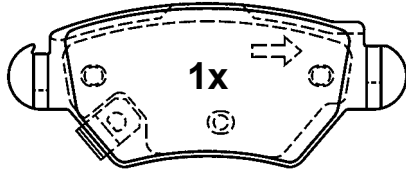
23258 16,5



23259 16,5




23262 16,5



23263 16,5

104,6 x 42,7 x 16,5



2x

M8x20



8x

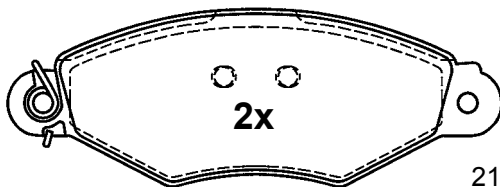
13.0460-3977.2 603977



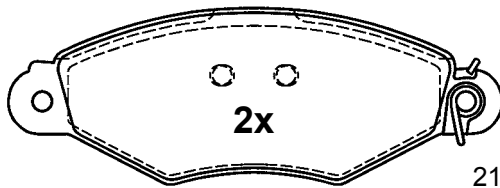
CITROEN, NISSAN, RENAULT



BOS




21980 18,0



21981 18,0

130,7 x 47,2 x 18,0



2x

M8x20

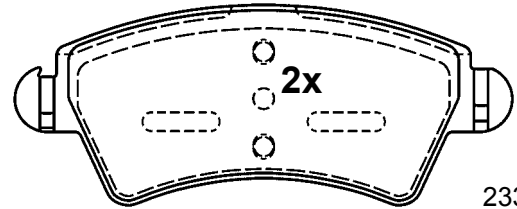
13.0460-3978.2 603978



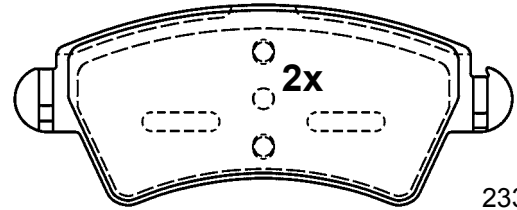
CITROEN, PEUGEOT



BOS




23332 18,0



23333 18,0

130,8 x 52,4 x 18,0



2x

M8x1



8x

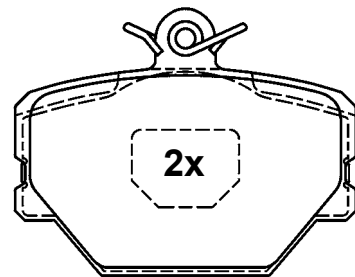
13.0460-3979.2 603979



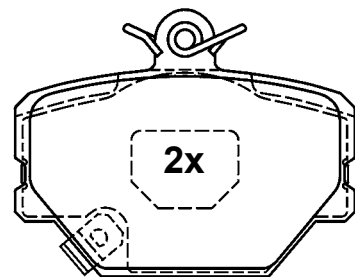
SMART



BOS



21999 15,8



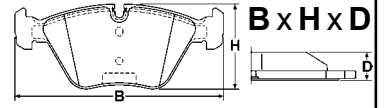
23001 15,8

90,0 x 70,1 x 15,8

Abbildungen Scheibenbremsbeläge

Illustrations disc brake pads - Illustrazioni pastiglie freno -

Illustrations plaquettes de frein - Ilustraciones pastillas de freno



Maßstab - scale - scala - échelle - escala 1:2

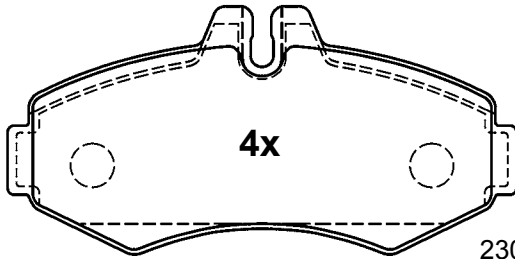
13.0460-3980.2 603980



MERCEDES BENZ



BOS



23022 20,9

134,4 x 64,5 x 20,9

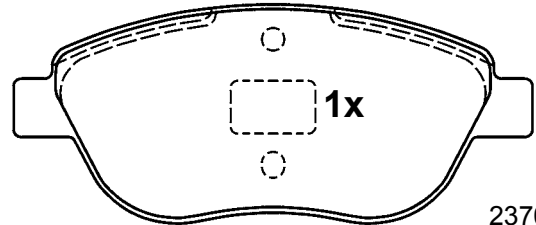
13.0460-3983.2 603983



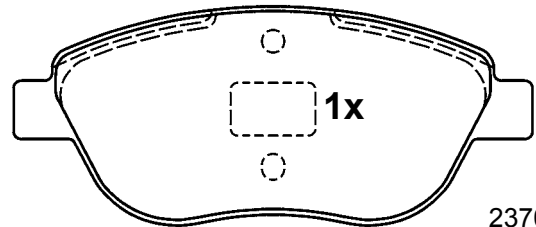
FIAT, LANCIA



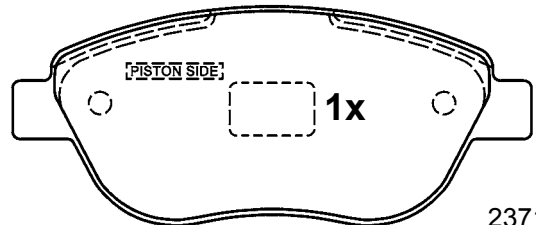
BOS



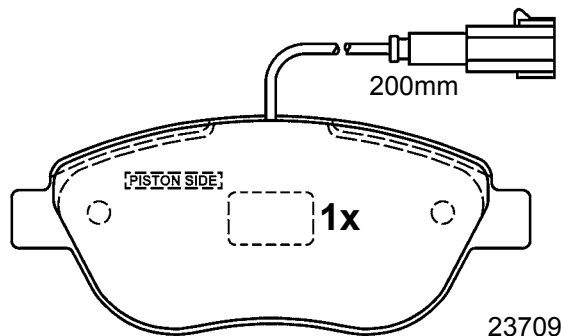
23708 19,4



23708 19,4



23710 19,4



23709 19,4

136,8 x 57,4 x 19,4

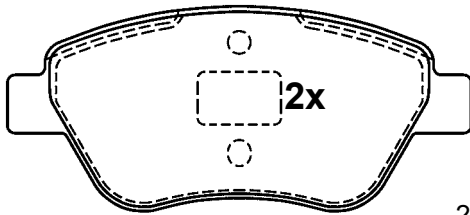
13.0460-3982.2 603982



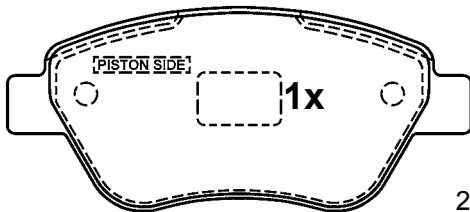
FIAT



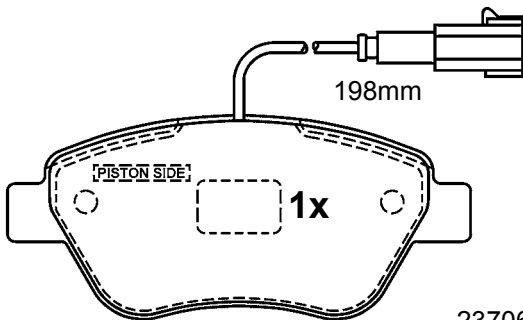
BOS



23705 18,1

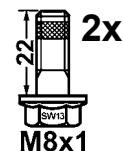
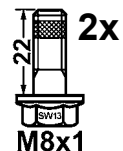


23707 18,1



23706 18,1

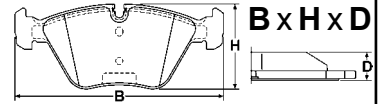
122,8 x 53,3 x 18,1



Abbildungen Scheibenbremsbeläge

Illustrations disc brake pads - Illustrazioni pastiglie freno -

Illustrations plaquettes de frein - Ilustraciones pastillas de freno



Maßstab - scale - scala - échelle - escala 1:2

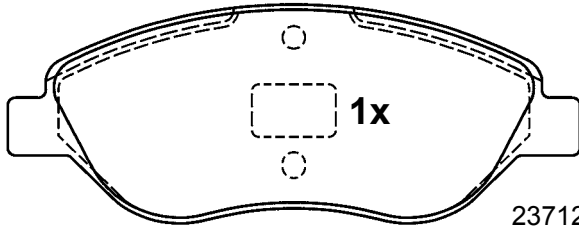
13.0460-3984.2 603984



ALFA ROMEO, FIAT, LANCIA

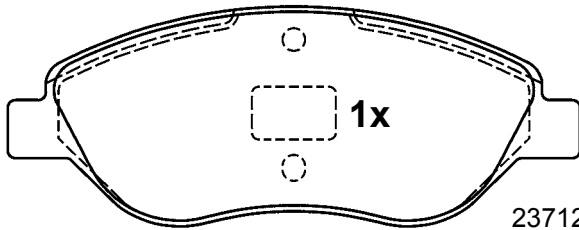


BOS



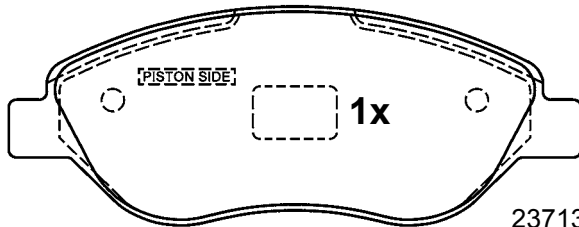
1x

23712 19,4



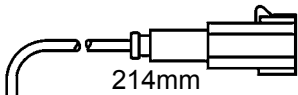
1x

23712 19,4

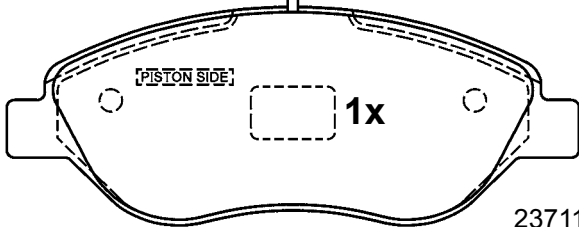


1x

23713 19,4



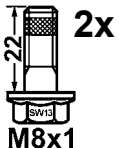
214mm



1x

23711 19,4

150,8 x 57,4 x 19,4



2x

M8x1

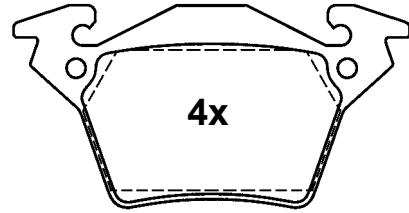
13.0460-3985.2 603985



MERCEDES BENZ



BOS



4x

23020 17,9

105,0 x 52,9 x 17,9

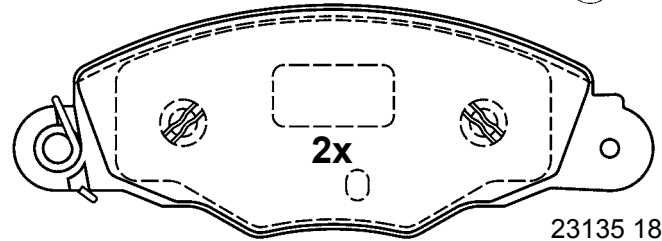
13.0460-3986.2 603986



CITROEN

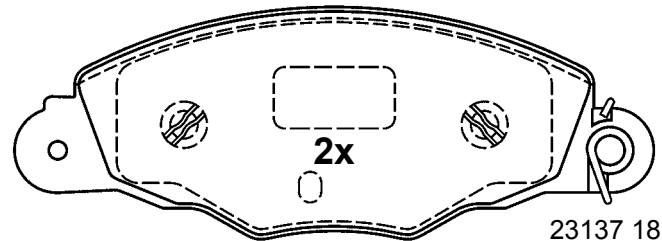


BOS



2x

23135 18,0



2x

23137 18,0

168,9 x 61,1 x 18,0



2x

410mm



2x

180mm



2x

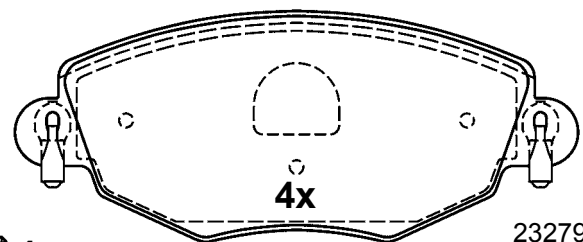
13.0460-3987.2 603987



FORD, JAGUAR



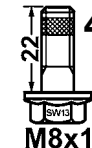
BOS



4x

23279 18,4

148,8 x 60,5 x 18,4



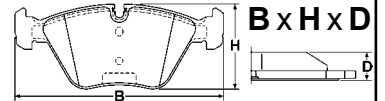
4x

M8x1

Abbildungen Scheibenbremsbeläge

Illustrations disc brake pads - Illustrazioni pastiglie freno -

Illustrations plaquettes de frein - Ilustraciones pastillas de freno



Maßstab - scale - scala - échelle - escala 1:2

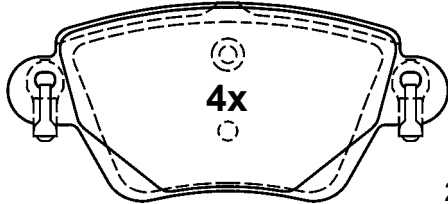
13.0460-3988.2 603988



FORD, JAGUAR, RENAULT

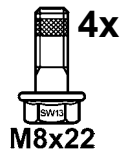


BOS



23557 17,2

115,7 x 52 x 17,2



M8x22

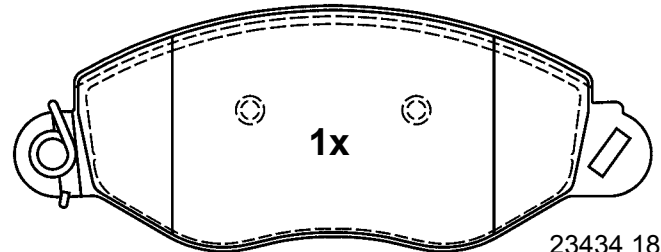
13.0460-3992.2 603992



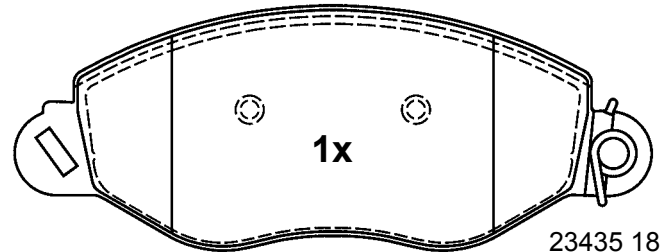
FORD



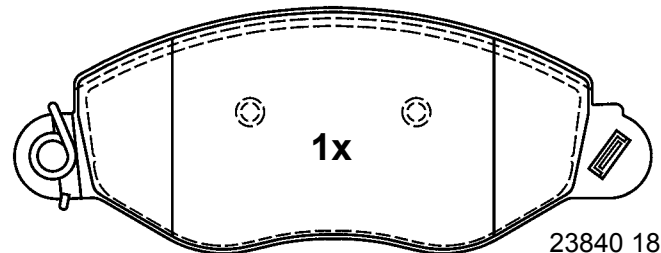
BOS



23434 18,7



23435 18,7



23840 18,7

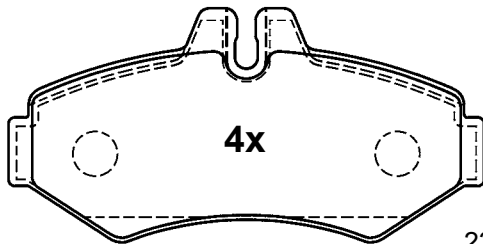
13.0460-3990.2 603990



MERCEDES BENZ,
VOLKSWAGEN

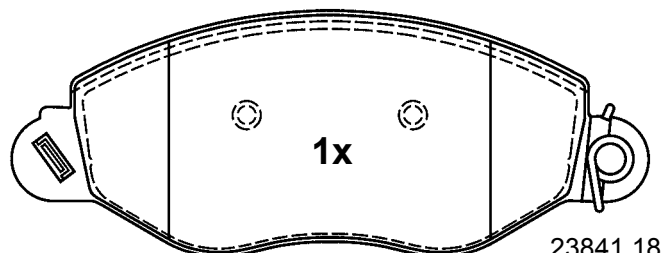


BOS



23021 18,9

125,8 x 61,9 x 18,9



23841 18,7

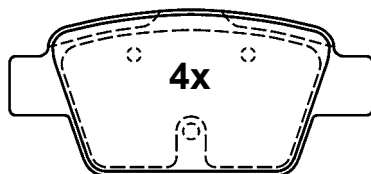
13.0460-3991.2 603991



ALFA ROMEO, FIAT, LANCIA

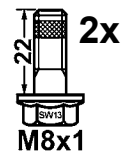


BOS

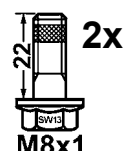


23714 16,6

94,8 x 42,9 x 16,6



M8x1



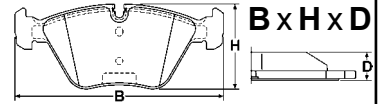
M8x1

168,3 x 63,9 x 18,7

Abbildungen Scheibenbremsbeläge

Illustrations disc brake pads - Illustrazioni pastiglie freno -

Illustrations plaquettes de frein - Ilustraciones pastillas de freno



Maßstab - scale - scala - échelle - escala 1:2

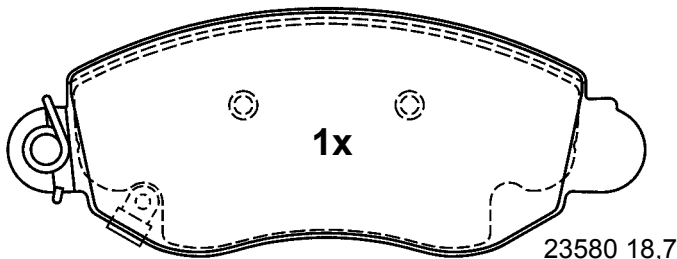
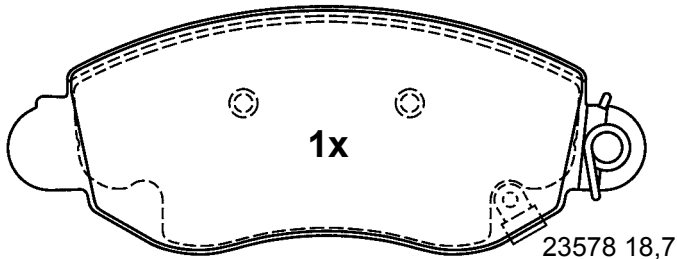
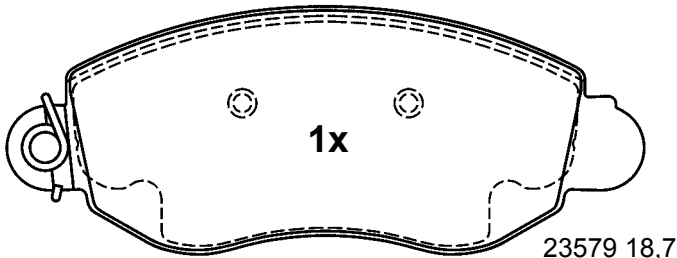
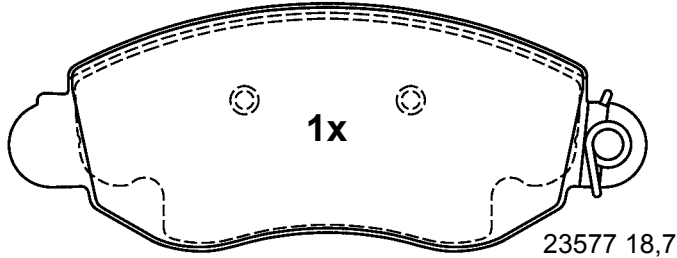
13.0460-3993.2 603993



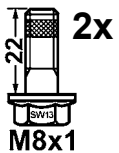
FORD



BOS



168,5 x 65,1 x 18,7



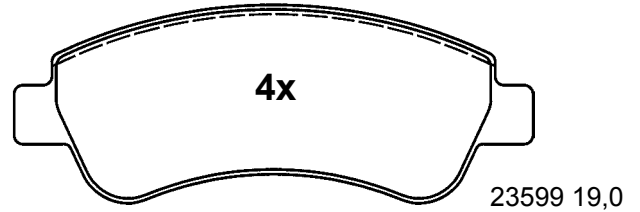
13.0460-3994.2 603994



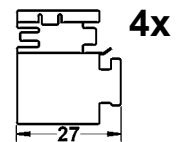
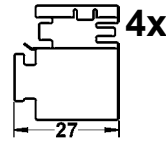

CITROEN, PEUGEOT



BOS



136,8 x 52,0 x 19,0



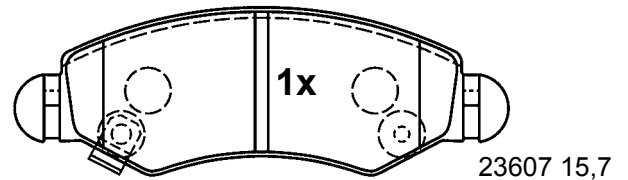
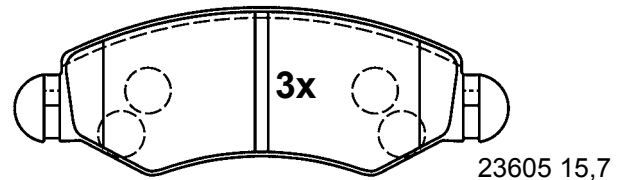
13.0460-3995.2 603995



OPEL, SUBARU, SUZUKI,
VAUXHALL



BOS



130,7 x 43,9 x 15,7

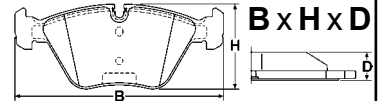
2x



Abbildungen Scheibenbremsbeläge

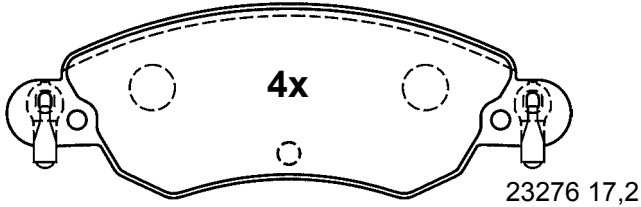
Illustrations disc brake pads - Illustrazioni pastiglie freno -

Illustrations plaquettes de frein - Ilustraciones pastillas de freno

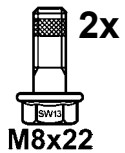
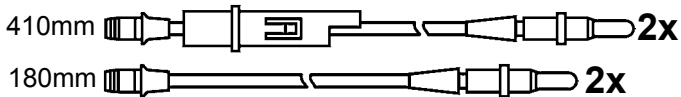


Maßstab - scale - scala - échelle - escala 1:2

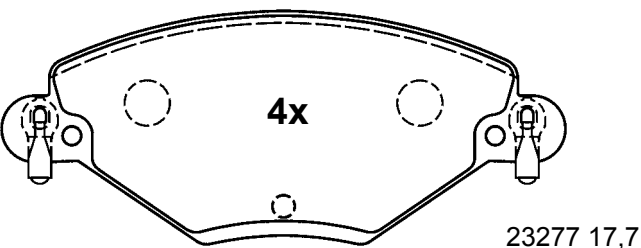
13.0460-3996.2 603996



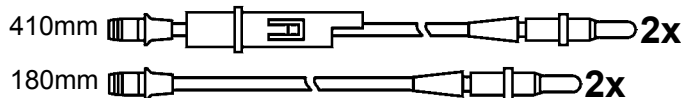
148,8 x 50,9 x 17,2



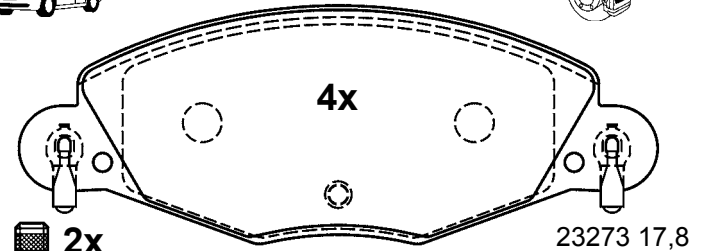
13.0460-3997.2 603997



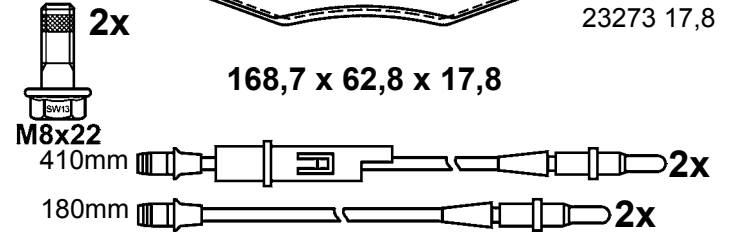
148,7 x 61,2 x 17,7



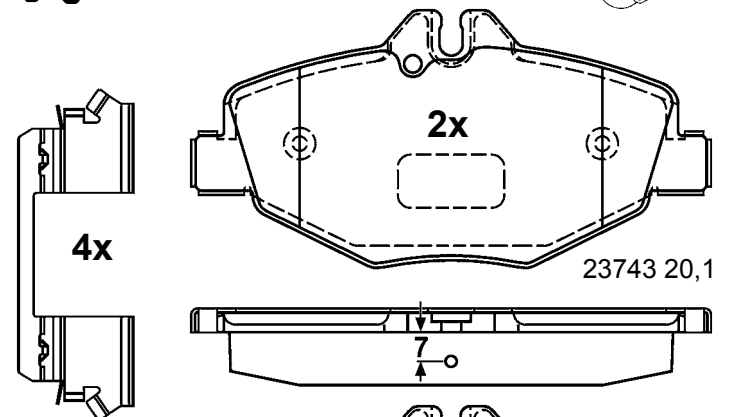
13.0460-3998.2 603998



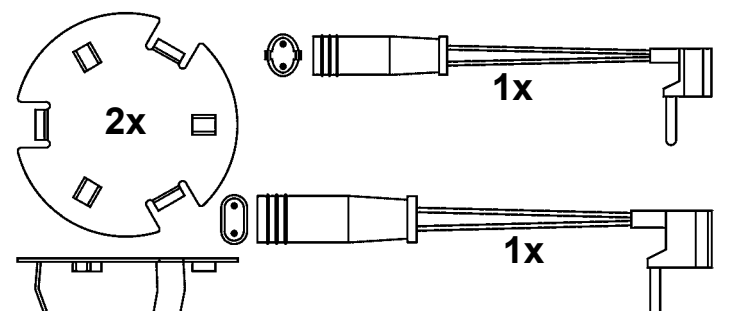
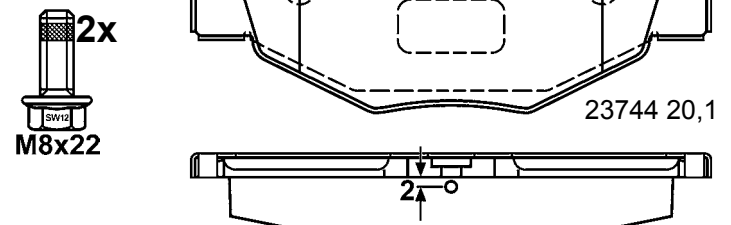
168,7 x 62,8 x 17,8



13.0460-3999.2 603999



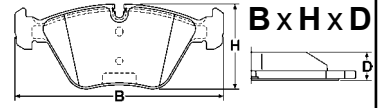
137,0 x 67,8 x 20,1



Abbildungen Scheibenbremsbeläge

Illustrations disc brake pads - Illustrazioni pastiglie freno -

Illustrations plaquettes de frein - Ilustraciones pastillas de freno



Maßstab - scale - scala - échelle - escala 1:2

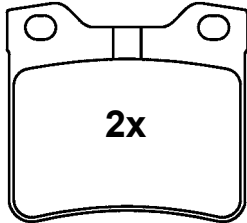
13.0460-4014.2 604014



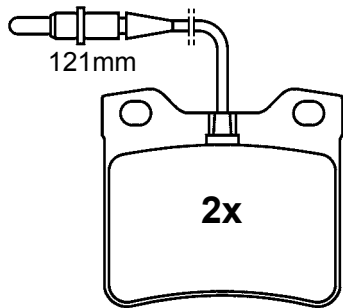
PEUGEOT



ATE



21278 16,4



21279 16,4

63,7 x 57,8 x 16,4

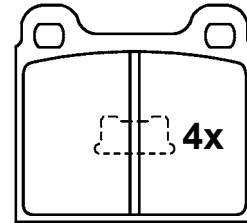
13.0460-4028.2 604028



AUDI, VOLKSWAGEN



ATE



20228 15,3

61,8 x 56,8 x 15,3

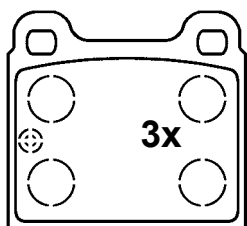
13.0460-4019.2 604019



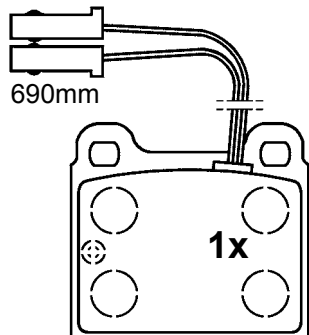
ALFA ROMEO



ATE



20034 15,0



20911 15,0

61,8 x 56,5 x 15,0

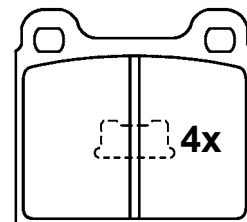
13.0460-4029.2 604029



AUDI, VOLKSWAGEN



ATE



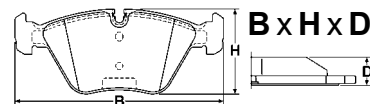
20228 18,5

61,8 x 56,8 x 18,5



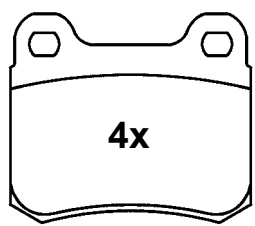


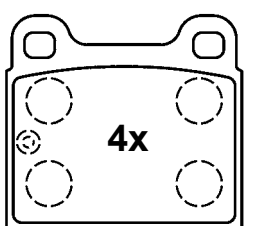


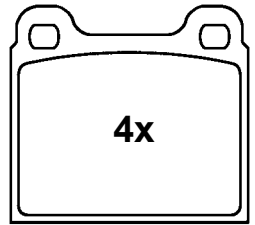


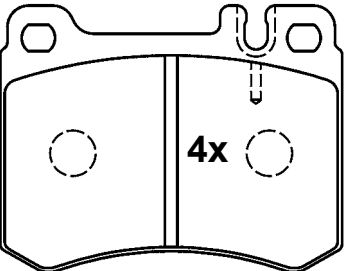


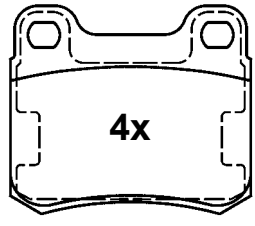


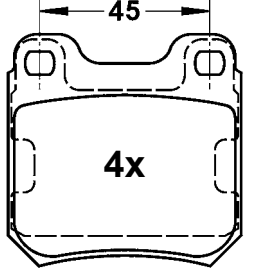


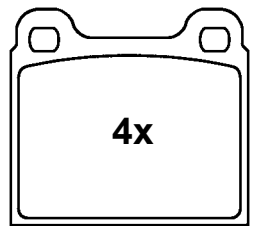
Abbildungen Scheibenbremsbeläge

Illustrations disc brake pads - Illustrazioni pastiglie freno -

Illustrations plaquettes de frein - Ilustraciones pastillas de freno



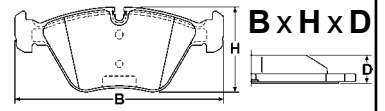
Maßstab - scale - scala - échelle - escala 1:2

13.0460-4030.2 604030	13.0460-4036.2 604036	
<p> MERCEDES BENZ </p>  <p>4x</p> <p>20687 13,5</p> <p>61,8 x 54,3 x 13,5</p>	<p> MERCEDES BENZ </p>  <p>4x</p> <p>21035 15,0</p> <p>61,7 x 56,5 x 15,0</p>	
13.0460-4033.2 604033	13.0460-4037.2 604037	
<p> AUDI, BMW, PORSCHE, TALBOT, VOLKSWAGEN </p>  <p>4x</p> <p>20034 15,0</p> <p>61,8 x 56,5 x 15,0</p>	<p> MERCEDES BENZ </p>  <p>4x</p> <p>21024 17,5</p> <p>89,7 x 70,2 x 17,5</p>	
13.0460-4034.2 604034		
<p> MERCEDES BENZ </p>  <p>4x</p> <p>20687 15,5</p> <p>61,8 x 54,3 x 15,5</p>	<th data-bbox="794 1657 1532 1736">13.0460-4040.2 604040</th> <p> OPEL, SAAB, VAUXHALL </p>  <p>4x</p> <p>21050 15,8</p> <p>61,6 x 61,2 x 15,8</p>	13.0460-4040.2 604040
<th data-bbox="47 1657 794 1736">13.0460-4035.2 604035</th> <p> ALFA ROMEO, FORD, OPEL, SAAB, TALBOT, VAUXHALL </p>  <p>4x</p> <p>20173 15,0</p> <p>61,8 x 56,5 x 15,0</p>	13.0460-4035.2 604035	

Abbildungen Scheibenbremsbeläge

Illustrations disc brake pads - Illustrazioni pastiglie freno -

Illustrations plaquettes de frein - Ilustraciones pastillas de freno



Maßstab - scale - scala - échelle - escala 1:2

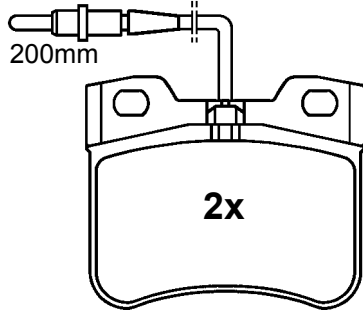
13.0460-4041.2 604041



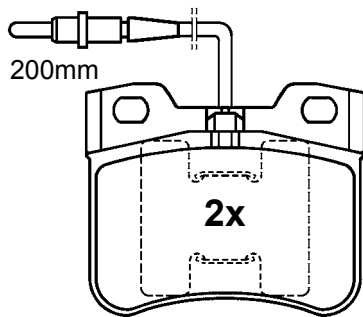
CITROËN



ATE



21289 16,8



21179 16,8

72,9 x 60,6 x 16,8

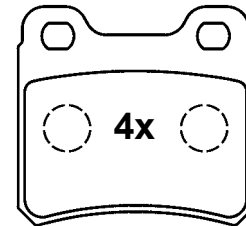
13.0460-4043.2 604043



OPEL, SAAB, VAUXHALL



ATE



21140 15,0

61,7 x 57,5 x 15,0

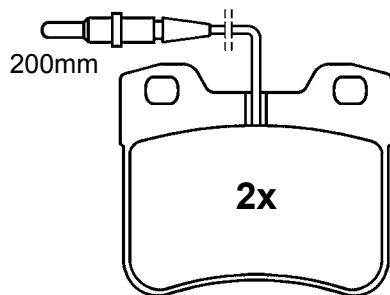
13.0460-4042.2 604042



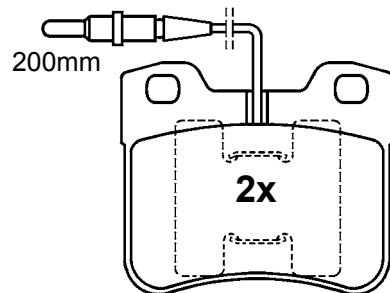
CITROËN, PEUGEOT



ATE



21267 16,8



21191 16,8

71,9 x 60,6 x 16,8

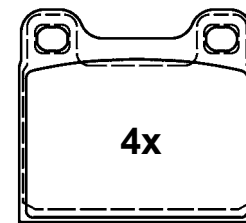
13.0460-4044.2 604044



VOLVO



ATE



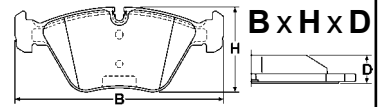
20755 15,1

61,8 x 56,5 x 15,1

Abbildungen Scheibenbremsbeläge

Illustrations disc brake pads - Illustrazioni pastiglie freno -

Illustrations plaquettes de frein - Ilustraciones pastillas de freno



Maßstab - scale - scala - échelle - escala 1:2

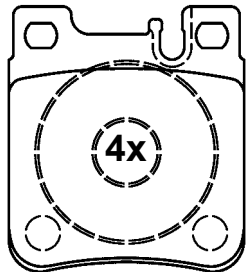
13.0460-4047.2 604047



CHRYSLER, MERCEDES BENZ



ATE



21305 16,1

61,8 x 69,5 x 16,1

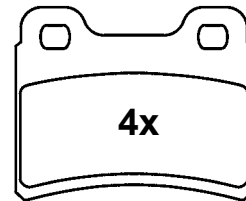
13.0460-4058.2 604058



FORD



ATE



21832 14,9

61,7 x 51,1 x 14,9

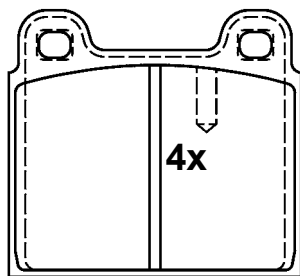
13.0460-4048.2 604048



PORSCHE



ATE



20011 15,0

76,7 x 70,0 x 15,0

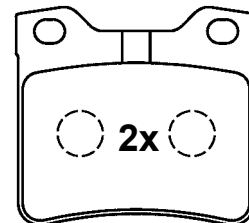
13.0460-4059.2 604059



PEUGEOT



ATE



21278 16,4

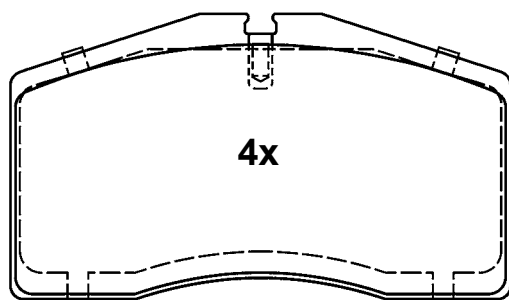
13.0460-4056.2 604056



PORSCHE

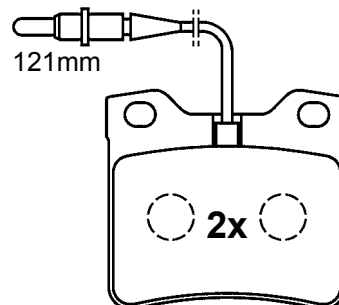


BRE



21402 17,5

131,7 x 75,0 x 17,5



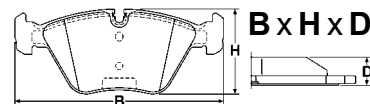
21279 16,4

63,7 x 57,8 x 16,4

Abbildungen Scheibenbremsbeläge

Illustrations disc brake pads - Illustrazioni pastiglie freno -

Illustrations plaquettes de frein - Ilustraciones pastillas de freno



Maßstab - scale - scala - échelle - escala 1:2

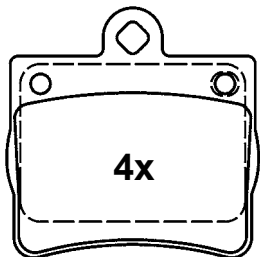
13.0460-4060.2 604060



MERCEDES BENZ



ATE



21900 15,0

63,7 x 63,2 x 15,0

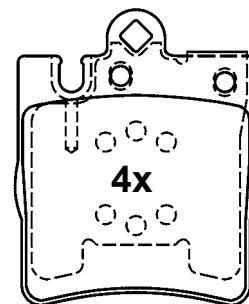
13.0460-4065.2 604065



MERCEDES BENZ



ATE



21899 15,3

63,7 x 78,0 x 15,3

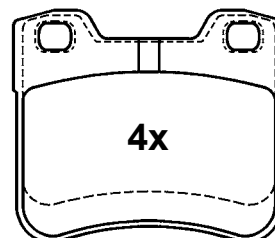
13.0460-4066.2 604066



CITROEN, PEUGEOT



ATE



21857 17,7

71,9 x 60,6 x 17,7

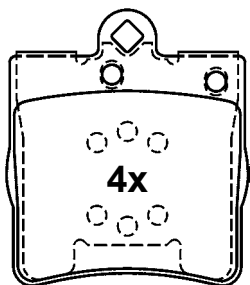
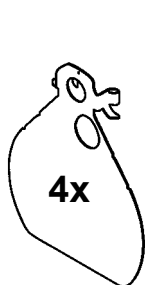
13.0460-4064.2 604064



CHRYSLER, MERCEDES BENZ



ATE



21919 15,3

63,8 x 72,8 x 15,3

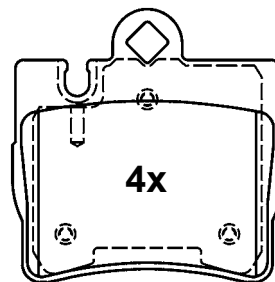
13.0460-4069.2 604069



MERCEDES BENZ



ATE



23078 15,2

70,8 x 72,1 x 15,2

Abbildungen Scheibenbremsbeläge

Illustrations disc brake pads - Illustrazioni pastiglie freno -

Illustrations plaquettes de frein - Ilustraciones pastillas de freno



Maßstab - scale - scala - échelle - escala 1:2

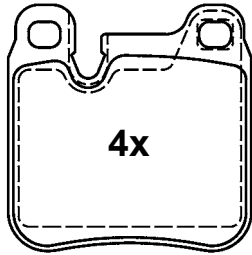
13.0460-4070.2 604070



PORSCHE



ATE



63,7 x 64,6 x 14,5

21163 14,5

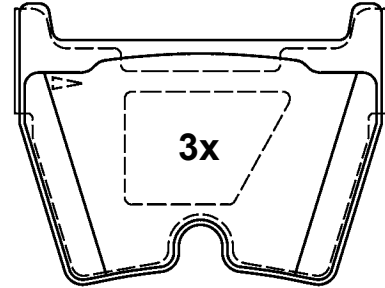
13.0460-4800.2 604800



VOLKSWAGEN



BRE



23751 17,0

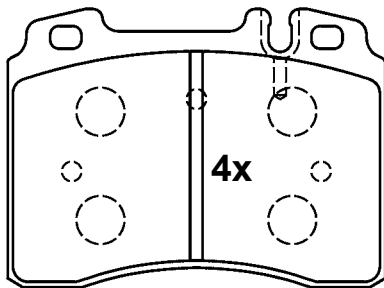
13.0460-4201.2 604201



MERCEDES BENZ

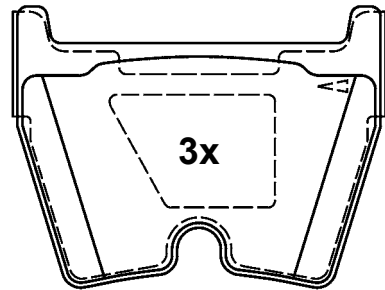


ATE



99,8 x 73,6 x 17,5

21153 17,5



(23751) 17,0

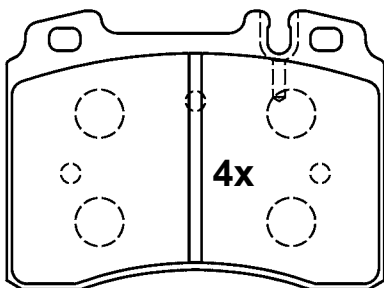
13.0460-4202.2 604202



MERCEDES BENZ

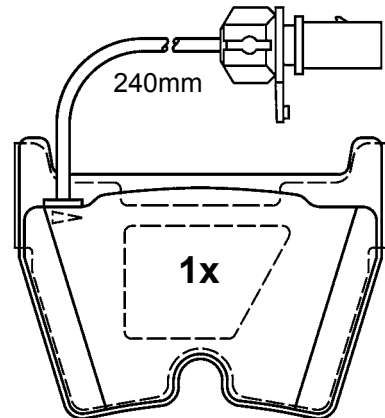


ATE



99,8 x 73,6 x 16,0

21153 16,0



23764 17,0

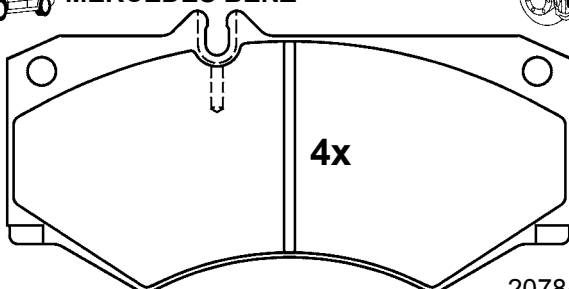
13.0460-4401.2 604401



MERCEDES BENZ

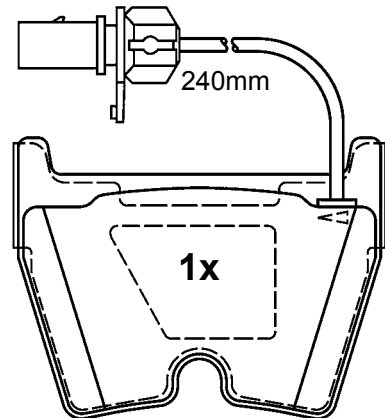


ATE



149,0 x 75,0 x 18,0

20784 18,0



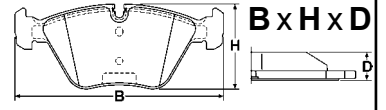
23765 17,0

97,3 x 73,9 x 17,0

Abbildungen Scheibenbremsbeläge

Illustrations disc brake pads - Illustrazioni pastiglie freno -

Illustrations plaquettes de frein - Ilustraciones pastillas de freno



Maßstab - scale - scala - échelle - escala 1:2

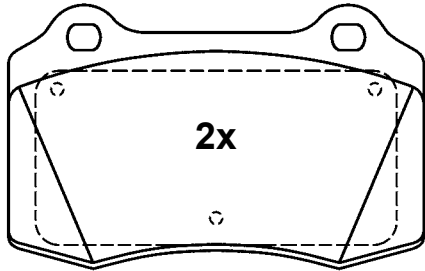
13.0460-4801.2 604801



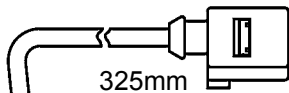
SEAT



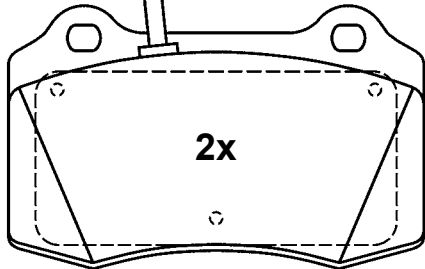
BRE



21381 15,0



325mm



24143 15,0

109,8 x 69,2 x 15,0

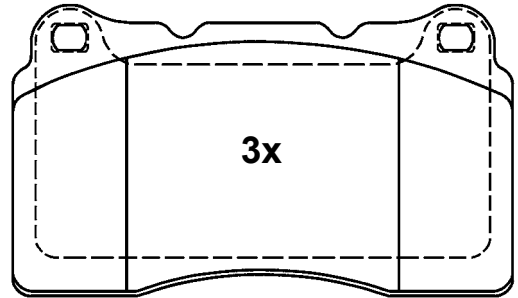
13.0460-4803.2 604803



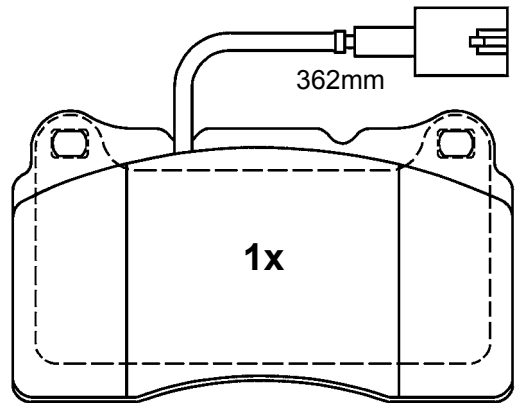
ALFA ROMEO



BRE



23092 15,6



362mm

23111 15,6

131,8 x 77,2 x 15,6

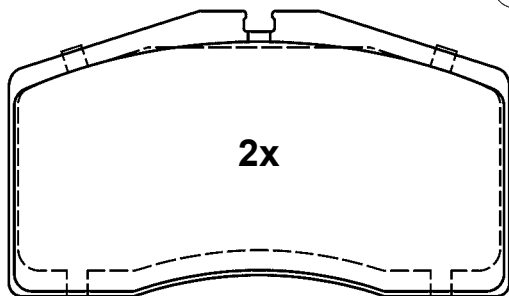
13.0460-4802.2 604802



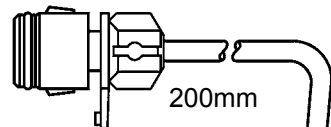
AUDI



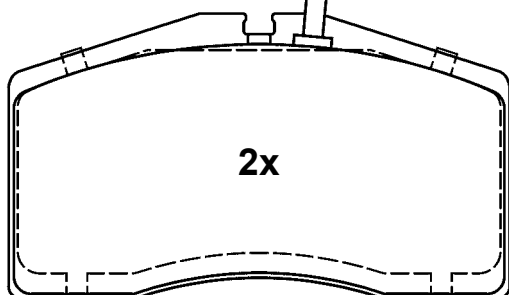
BRE



23773 17,5

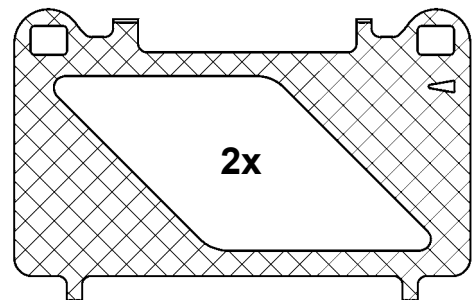


200mm

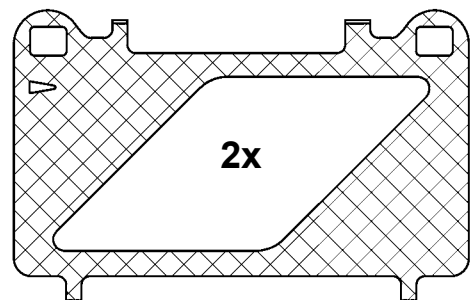


23774 17,5

131,7 x 75,0 x 17,5



2x



2x

Abbildungen Scheibenbremsbeläge

Illustrations disc brake pads - Illustrazioni pastiglie freno -

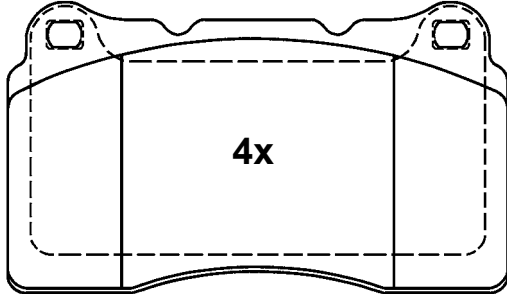
Illustrations plaquettes de frein - Ilustraciones pastillas de freno



Maßstab - scale - scala - échelle - escala 1:2

13.0460-4804.2 604804

VOLVO

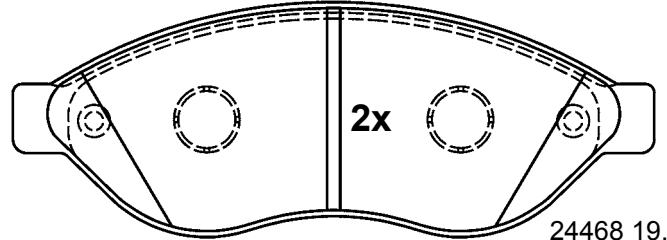


23092 15,6

131,8 x 77,2 x 15,6

13.0460-4807.2 604807

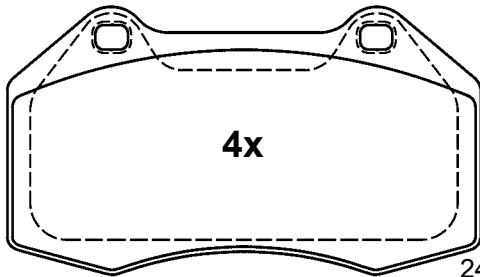
CITROEN, FIAT, PEUGEOT



24468 19,1

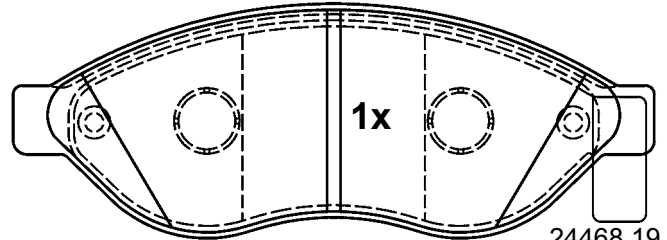
13.0460-4805.2 604805

RENAULT

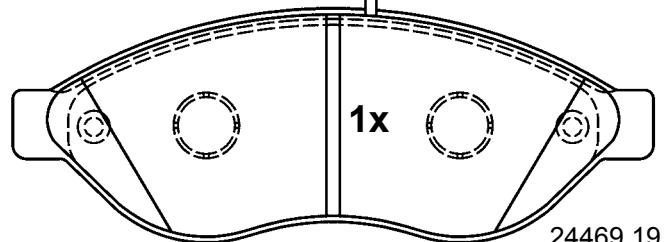
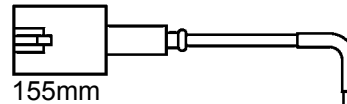


24162 15,2

124,6 x 70,4 x 15,2



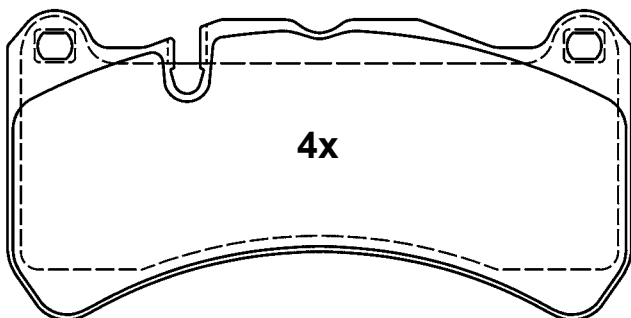
24468 19,1



24469 19,1

13.0460-4806.2 604806

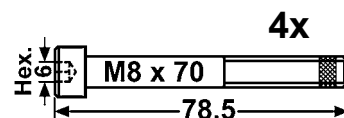
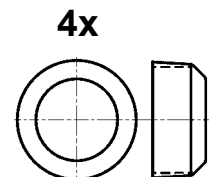

MERCEDES BENZ



16,2

164,6 x 81,5 x 16,2

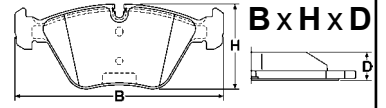
169,2 x 61,5 x 19,1



Abbildungen Scheibenbremsbeläge

Illustrations disc brake pads - Illustrazioni pastiglie freno -

Illustrations plaquettes de frein - Ilustraciones pastillas de freno



Maßstab - scale - scala - échelle - escala 1:2

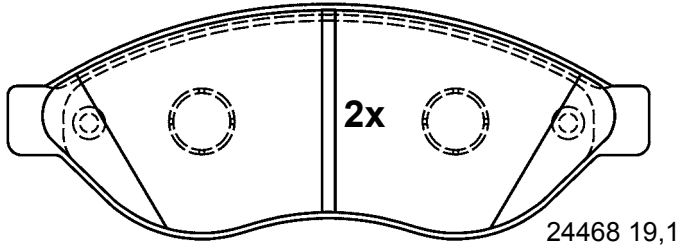
13.0460-4809.2 604809



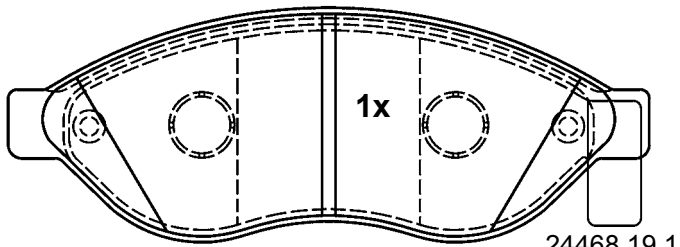
CITROEN, FIAT, PEUGEOT



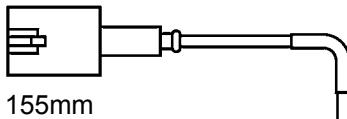
BRE



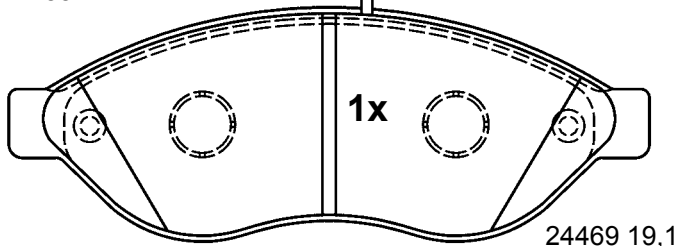
24468 19,1



24468 19,1

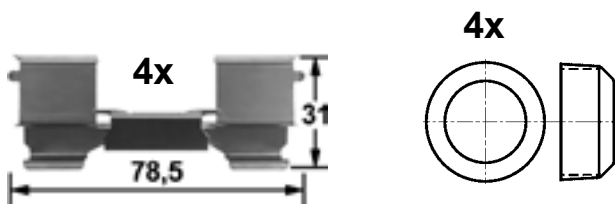


155mm



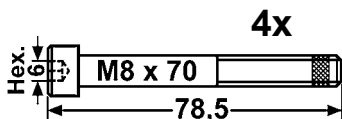
24469 19,1

169,2 x 61,5 x 19,1



4x

4x



4x

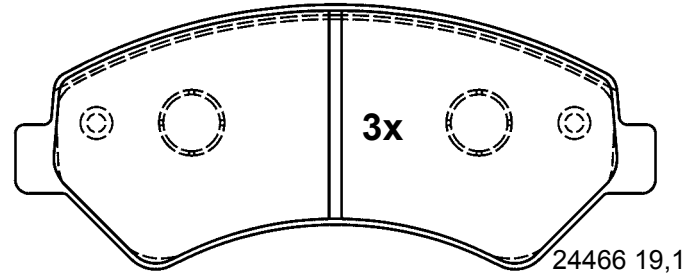
13.0460-4810.2 604810



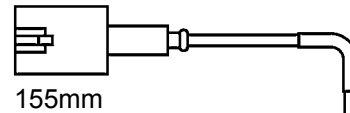
CITROEN, FIAT, PEUGEOT



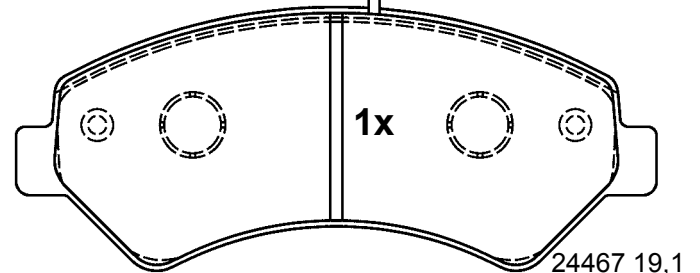
BRE



24466 19,1

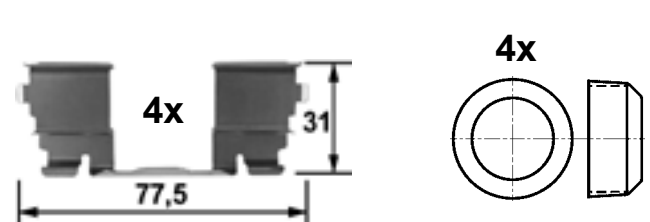


155mm



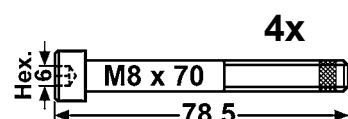
24467 19,1

169,2 x 69,1 x 19,1



4x

4x

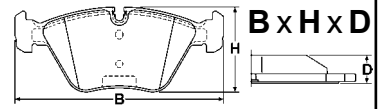


4x

Abbildungen Scheibenbremsbeläge

Illustrations disc brake pads - Illustrazioni pastiglie freno -

Illustrations plaquettes de frein - Ilustraciones pastillas de freno



Maßstab - scale - scala - échelle - escala 1:2

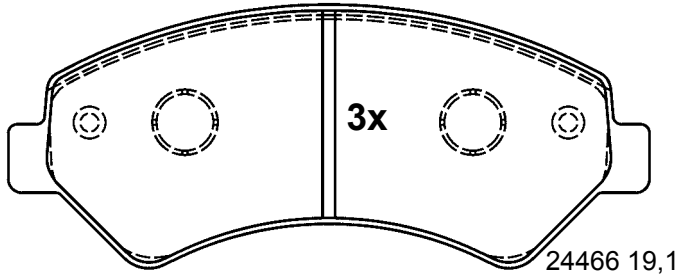
13.0460-4811.2 604811



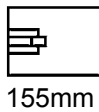
CITROEN, FIAT, PEUGEOT



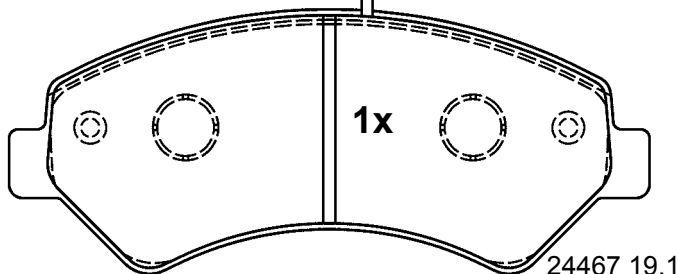
BRE



24466 19,1

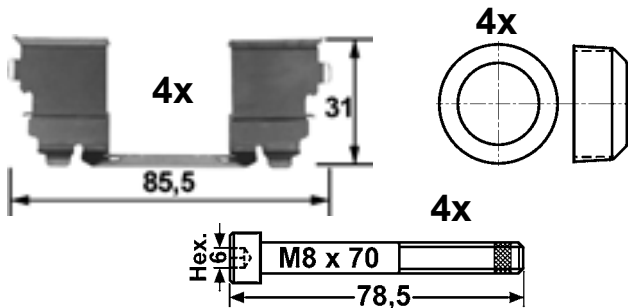


155mm



24467 19,1

169,2 x 69,1 x 19,1



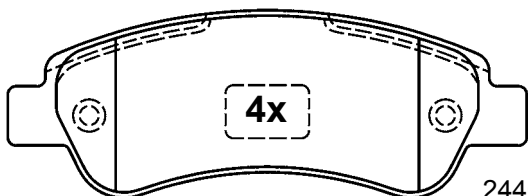
13.0460-4812.2 604812



CITROEN, FIAT, PEUGEOT

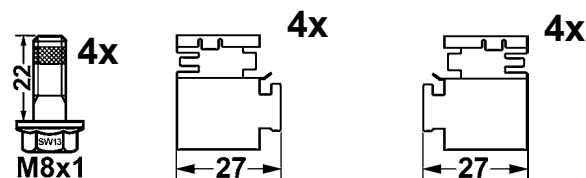


BRE



24465 19,2

136,8 x 48,9 x 19,2



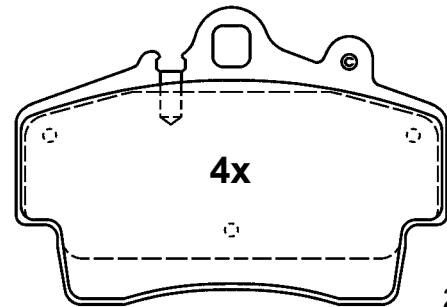
13.0460-4814.2 604814



PORSCHE



BRE



21937 15,5

114,0 x 78,0 x 15,5

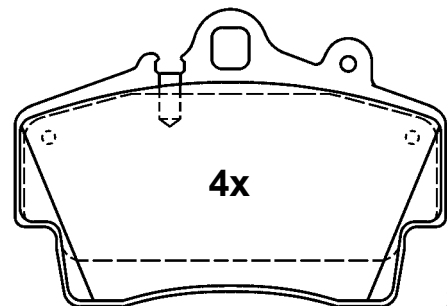
13.0460-4815.2 604815



PORSCHE



BRE



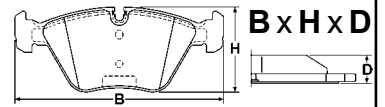
21937 15,5

114,0 x 78,0 x 15,5

Abbildungen Scheibenbremsbeläge

Illustrations disc brake pads - Illustrazioni pastiglie freno -

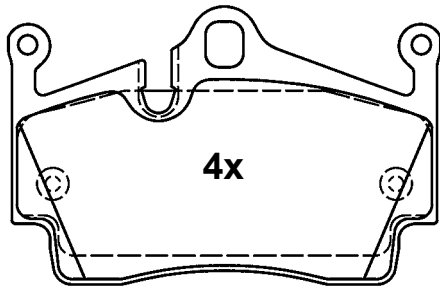
Illustrations plaquettes de frein - Ilustraciones pastillas de freno



Maßstab - scale - scala - échelle - escala 1:2

13.0460-4816.2 604816

PORSCHE

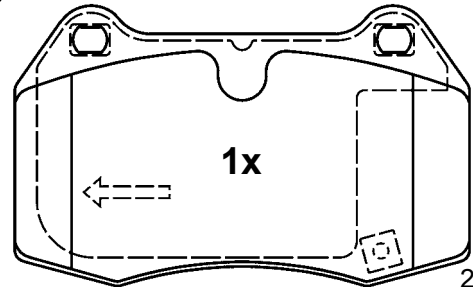


24541 15,5

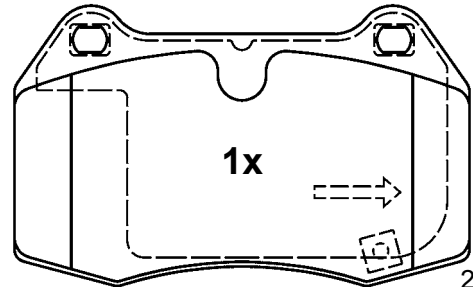
112,0 x 73,0 x 15,5

13.0460-4818.2 604818

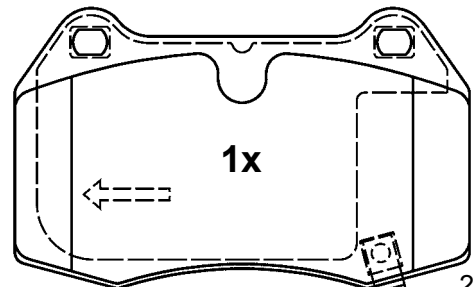
NISSAN



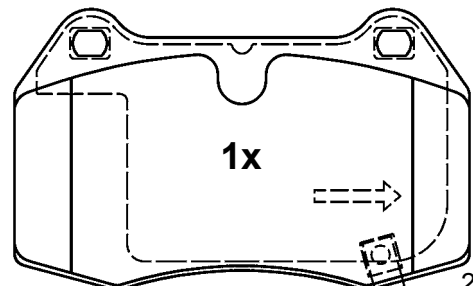
23142 15,1



23142 15,1



23143 15,1



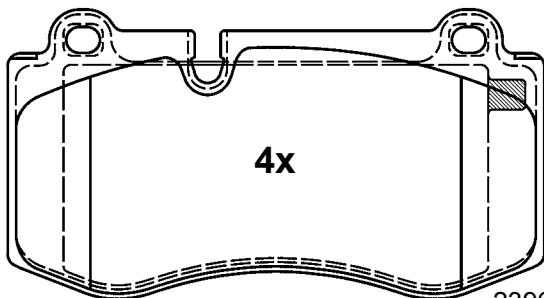
23143 15,1



120,0 x 73,5 x 15,1

13.0460-4817.2 604817

MERCEDES BENZ

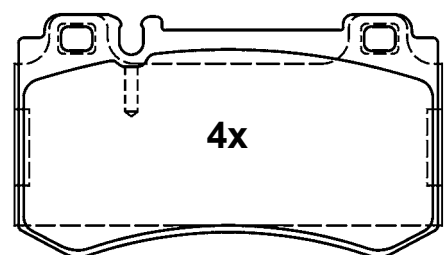


23960 18,3

141,6 x 75,8 x 18,3

13.0460-4819.2 604819

MERCEDES BENZ



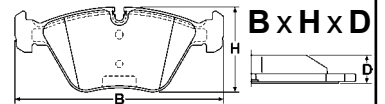
23478 14,6

112,0 x 64,0 x 14,6

Abbildungen Scheibenbremsbeläge

Illustrations disc brake pads - Illustrazioni pastiglie freno -

Illustrations plaquettes de frein - Ilustraciones pastillas de freno



Maßstab - scale - scala - échelle - escala 1:2

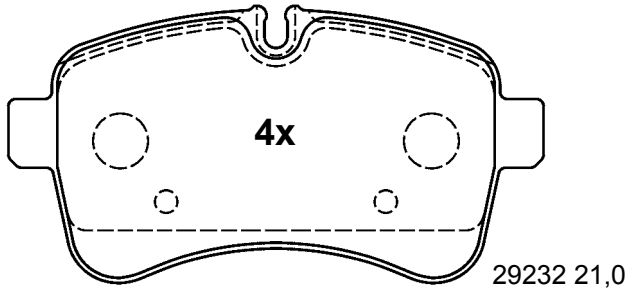
13.0460-4823.2 604823



IVECO




BRE



29232 21,0

141,1 x 72,6 x 21,0

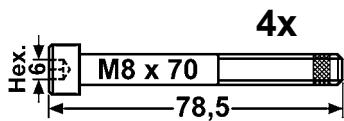


4x

31

77,5

4x

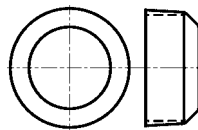


4x

M8 x 70

78,5

Hex.
16



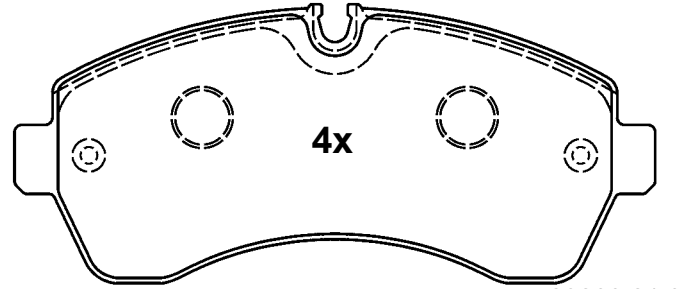
13.0460-4827.2 604827



MERCEDES BENZ, VOLKSWAGEN

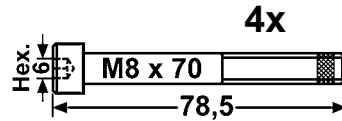


BRE



29200 21,0

169,1 x 73,4 x 21,0

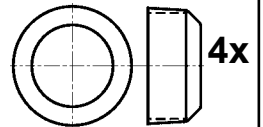


4x

M8 x 70

78,5

Hex.
16



4x

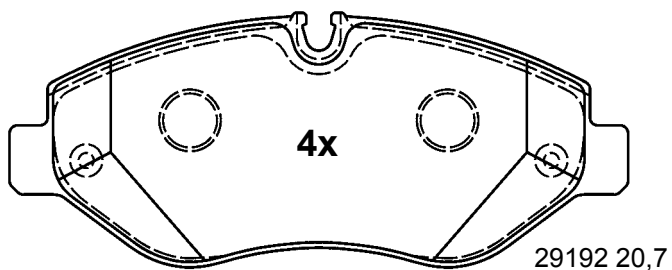
13.0460-4826.2 604826



MERCEDES BENZ, VOLKSWAGEN

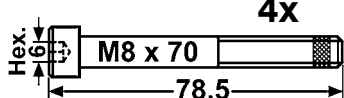


BRE



29192 20,7

163,3 x 67,0 x 20,7

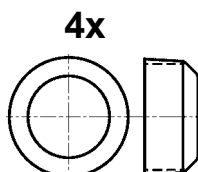


4x

M8 x 70

78,5

Hex.
16



4x

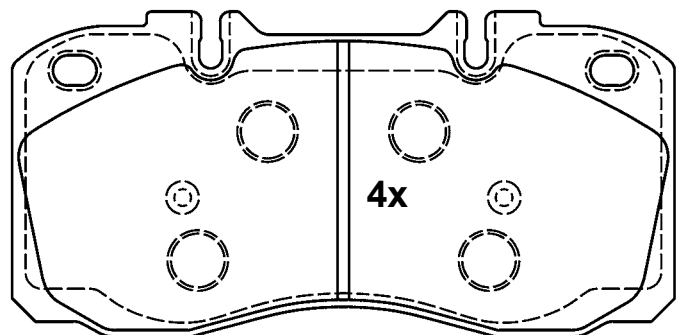
13.0460-4828.2 604828



IVECO



BRE



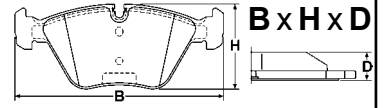
29122 22,1

174,7 x 85,5 x 22,1

Abbildungen Scheibenbremsbeläge

Illustrations disc brake pads - Illustrazioni pastiglie freno -

Illustrations plaquettes de frein - Ilustraciones pastillas de freno

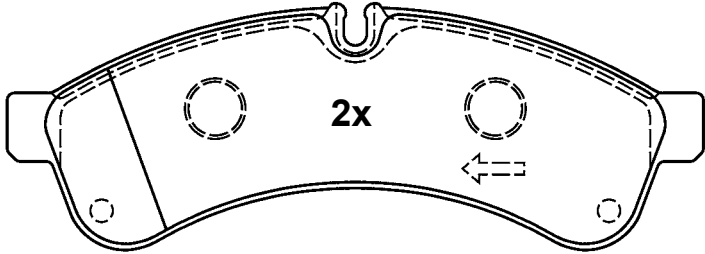


Maßstab - scale - scala - échelle - escala 1:2

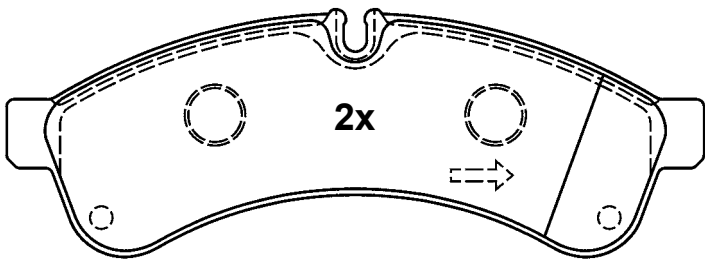
13.0460-4829.2 604829



IVECO

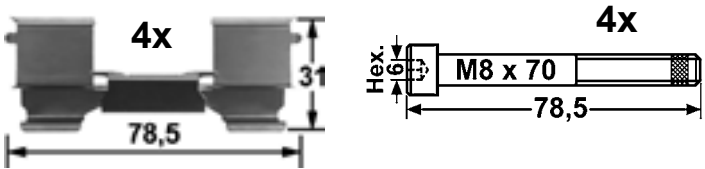


29231 22,7



(29231) 22,7

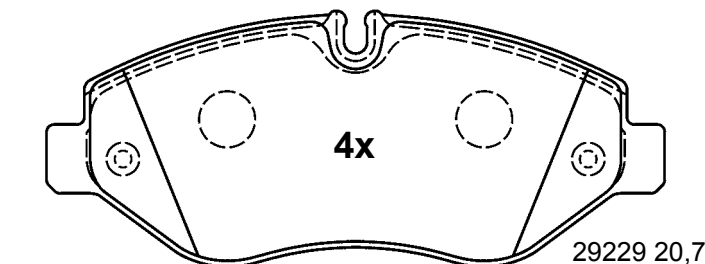
184,2 x 64,7 x 22,7



13.0460-4830.2 604830

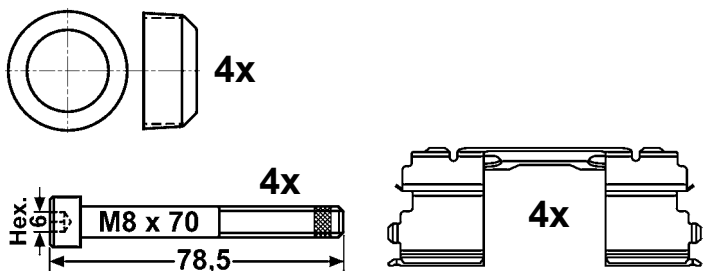


IVECO



29229 20,7

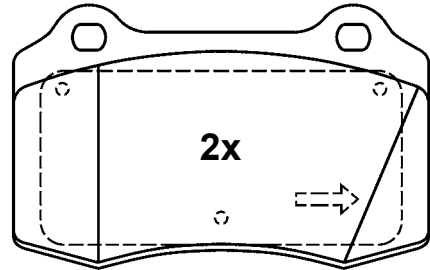
163,1 x 67,1 x 20,7



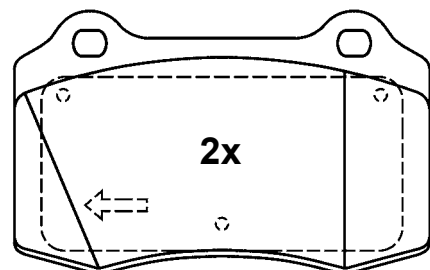
13.0460-4832.2 604832



FORD



21381 18,0



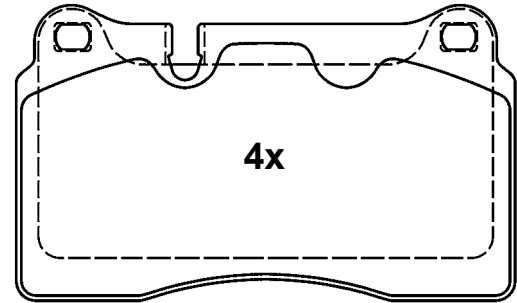
21381 18,0

109,8 x 69,2 x 18,0

13.0460-4833.2 604833



VOLKSWAGEN



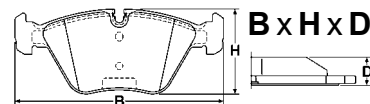
24098 17,1

131,6 x 77,3 x 17,1



Abbildungen Scheibenbremsbeläge

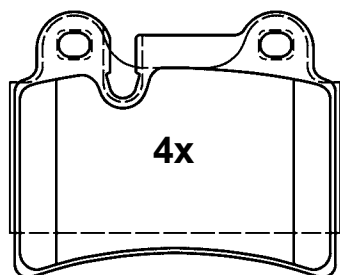
Illustrations disc brake pads - Illustrazioni pastiglie freno -
Illustrations plaquettes de frein - Ilustraciones pastillas de freno



Maßstab - scale - scala - échelle - escala 1:2

13.0460-4834.2 604834

 VOLKSWAGEN

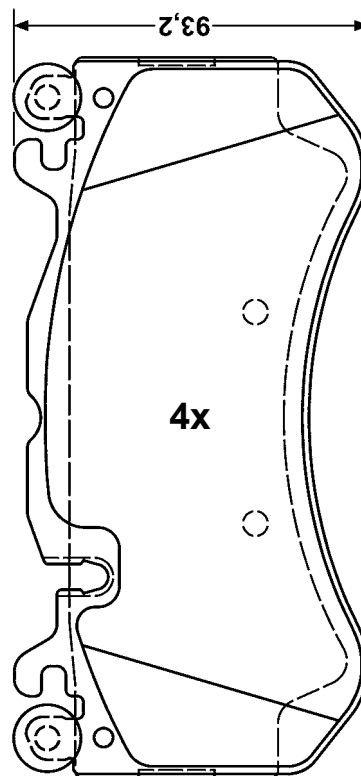


24097 17,1

86,8 x 70,1 x 17,1

13.0460-4839.2 604839

 MERCEDES BENZ

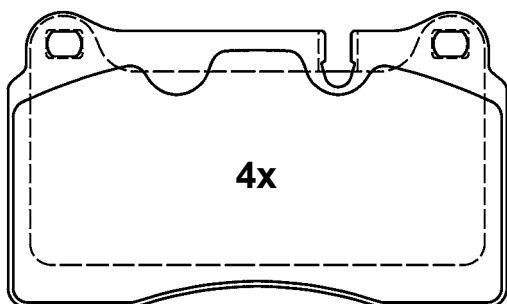


24455 16,8

189,8 x 93,2 x 16,8

13.0460-4837.2 604837

 LAND ROVER

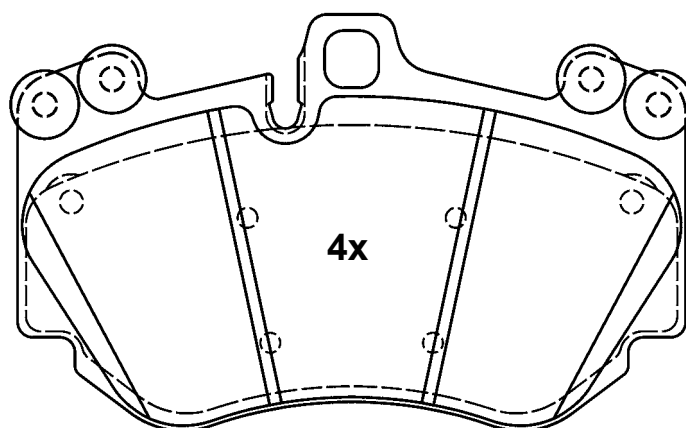


24098 17,1

131,6 x 77,3 x 17,1

13.0460-4840.2 604840

 PORSCHE



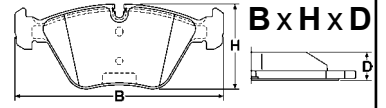
23961 16,8

176,0 x 109,6 x 16,8

Abbildungen Scheibenbremsbeläge

Illustrations disc brake pads - Illustrazioni pastiglie freno -

Illustrations plaquettes de frein - Ilustraciones pastillas de freno



Maßstab - scale - scala - échelle - escala 1:2

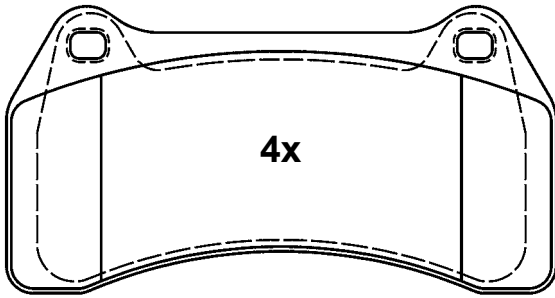
13.0460-4841.2 604841



JAGUAR



BRE



23489 16,3

144,7 x 75,3 x 16,3

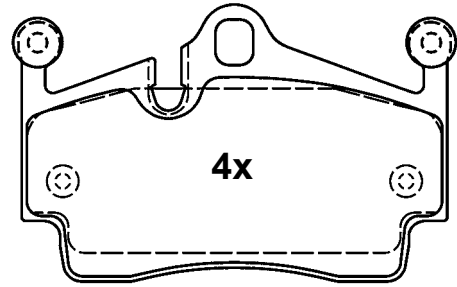
13.0460-4843.2 604843



PORSCHÉ



BRE



15,5

112,0 x 73,0 x 15,5

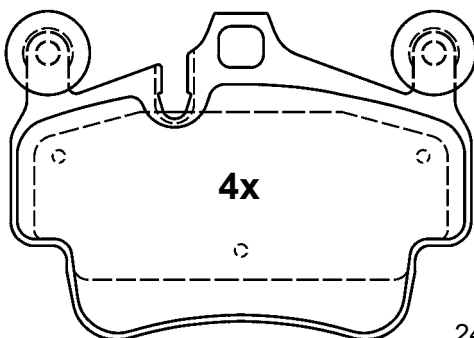
13.0460-4842.2 604842



PORSCHÉ



BRE



24049 17,0

121,0 x 86,0 x 17,0

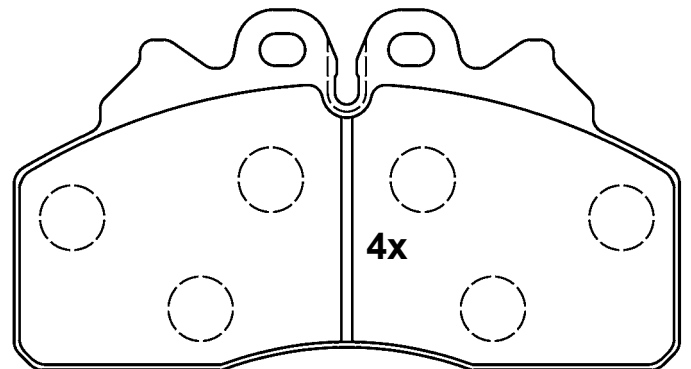
13.0460-4844.2 604844



IVECO



BRE



29256 27,0

175,4 x 94,9 x 27,0

Abbildungen Scheibenbremsbeläge

Illustrations disc brake pads - Illustrazioni pastiglie freno -

Illustrations plaquettes de frein - Ilustraciones pastillas de freno



Maßstab - scale - scala - échelle - escala 1:2

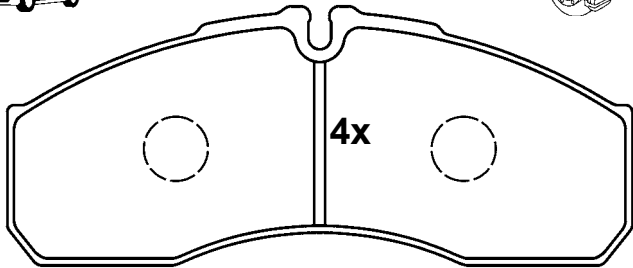
13.0460-4847.2 604847



IVECO, RENAULT

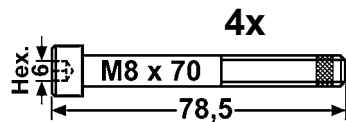


BRE

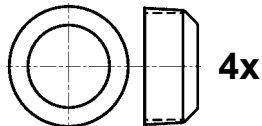


29160 20,3

164,6 x 68,0 x 20,3



4x



4x

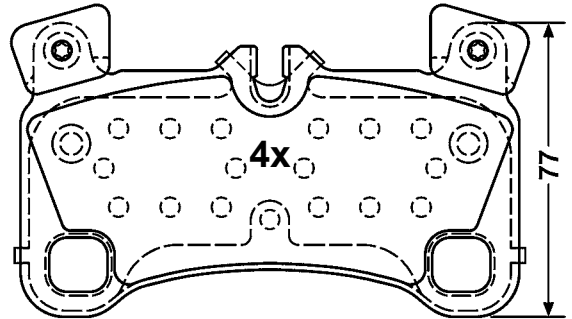
13.0460-4850.2 604850



AUDI, PORSCHE, VOLKSWAGEN



BRE



24296 16,3

132,1 x 77,0 x 16,3

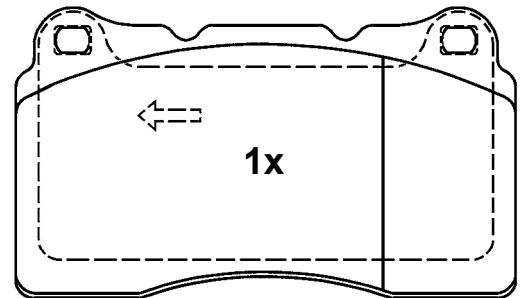
13.0460-4851.2 604851



ALFA ROMEO

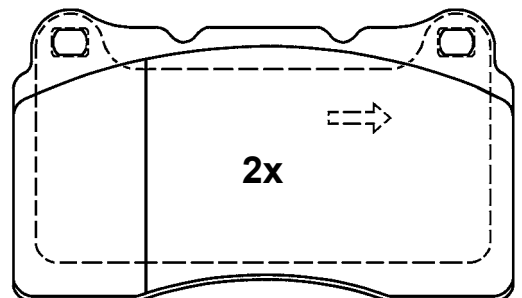


BRE



23092 16,0

1x



2x

23092 16,0

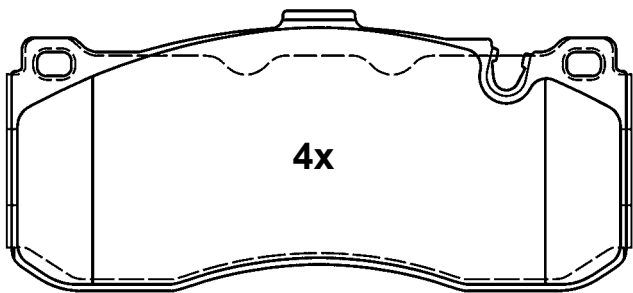
13.0460-4848.2 604848



BMW



BRE



24316 16,9

164,7 x 73,5 x 16,9

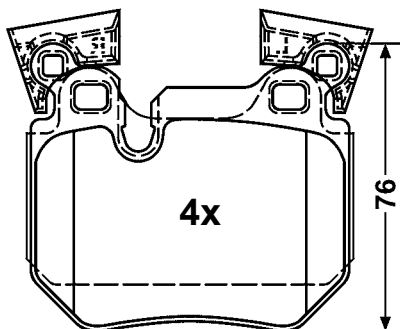
13.0460-4849.2 604849



BMW

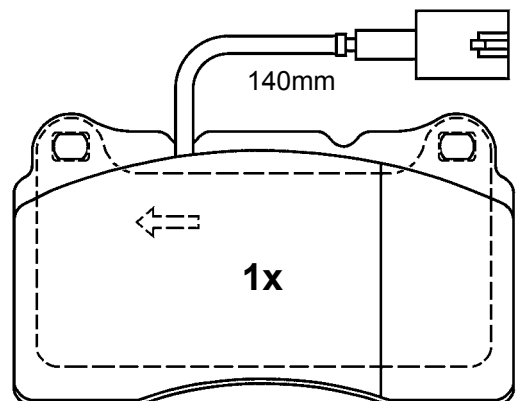


BRE



24315 16,2

86,7 x 76,0 x 16,2



23111 16,0

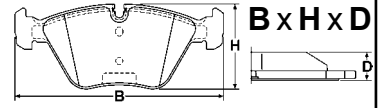
1x

131,8 x 77,2 x 16,0

Abbildungen Scheibenbremsbeläge

Illustrations disc brake pads - Illustrazioni pastiglie freno -

Illustrations plaquettes de frein - Ilustraciones pastillas de freno



Maßstab - scale - scala - échelle - escala 1:2

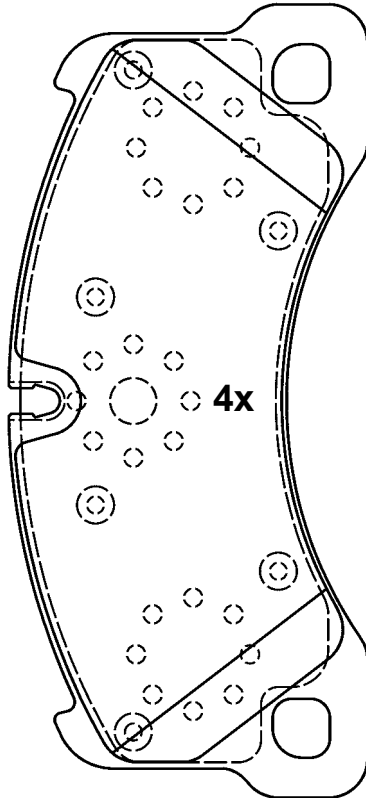
13.0460-4852.2 604852



PORSCHE, VOLKSWAGEN

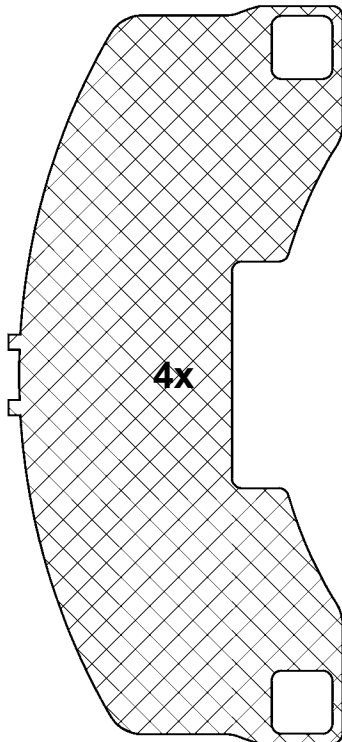


BRE



24553 15,8

209,5 x 94,2 x 15,8



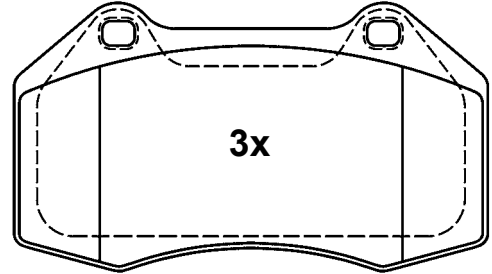
13.0460-4853.2 604853



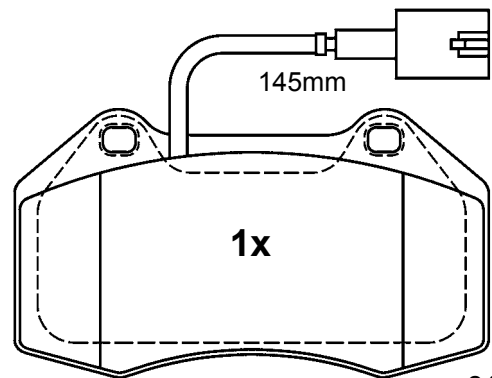
ALFA ROMEO, FIAT



BRE



24162 15,2



24687 15,2

124,6 x 70,4 x 15,2

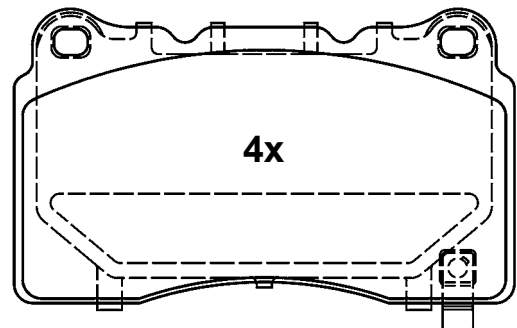
13.0460-4855.2 604855



OPEL, VAUXHALL



BRE



23325 16,4

131,6 x 77,2 x 16,4

Abbildungen Scheibenbremsbeläge

Illustrations disc brake pads - Illustrazioni pastiglie freno -

Illustrations plaquettes de frein - Ilustraciones pastillas de freno



Maßstab - scale - scala - échelle - escala 1:2

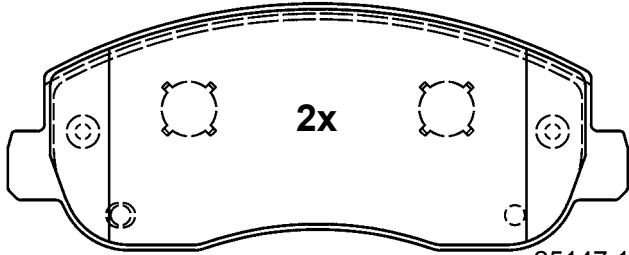
13.0460-4856.2 604856



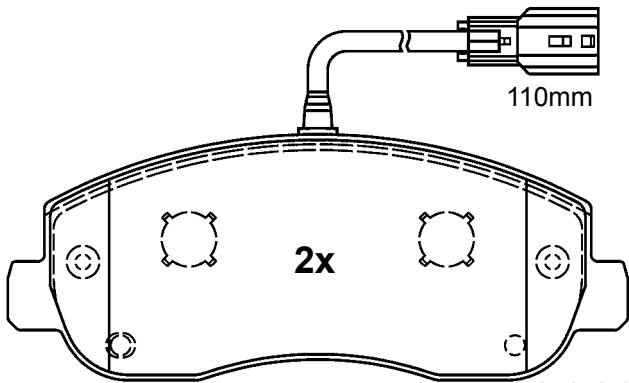
OPEL, RENAULT, VAUXHALL



BRE



25147 18,4



110mm

25148 18,4

163,5 x 64,6 x 18,4

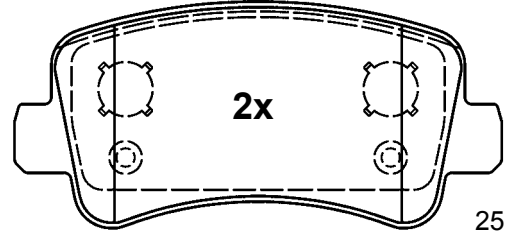
13.0460-4858.2 604858



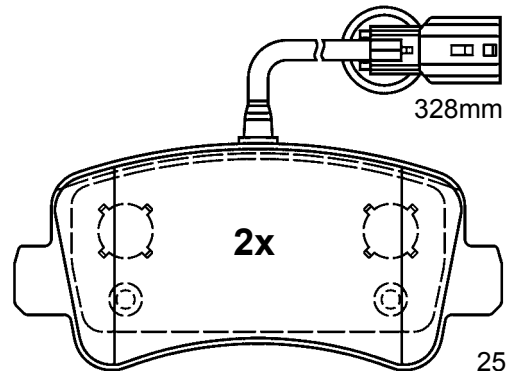
OPEL, RENAULT, VAUXHALL



BRE



25112 18,4



328mm

25113 18,4

128,5 x 59,5 x 18,4

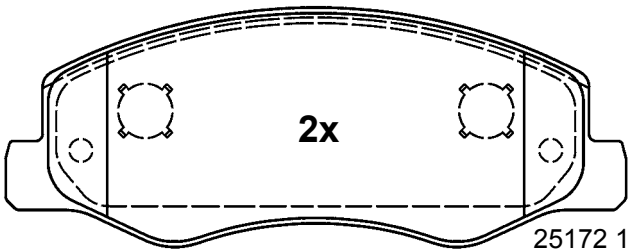
13.0460-4857.2 604857



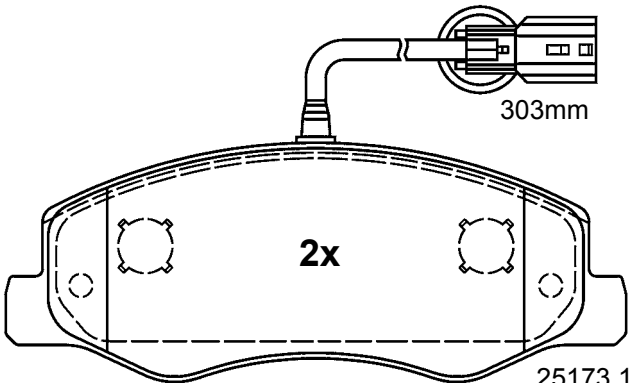
OPEL, RENAULT, VAUXHALL



BRE



25172 18,4



303mm

25173 18,4

163,5 x 62,9 x 18,4

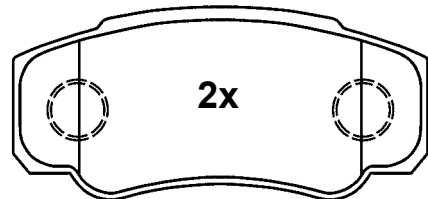
13.0460-4859.2 604859



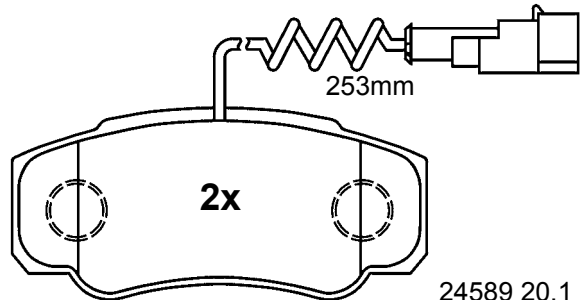
OPEL, RENAULT, VAUXHALL



BRE



23921 20,1

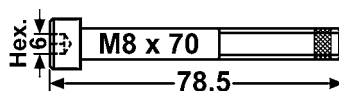


253mm

24589 20,1

109,6 x 50,0 x 20,1

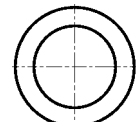
4x



Hex.

M8 x 70

78,5

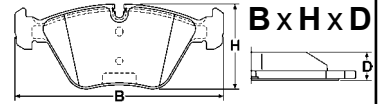


4x

Abbildungen Scheibenbremsbeläge

Illustrations disc brake pads - Illustrazioni pastiglie freno -

Illustrations plaquettes de frein - Ilustraciones pastillas de freno



Maßstab - scale - scala - échelle - escala 1:2

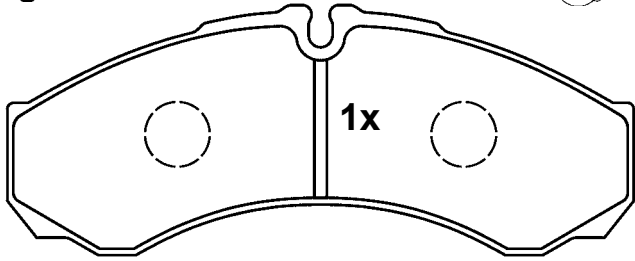
13.0460-4860.2 604860



RENAULT

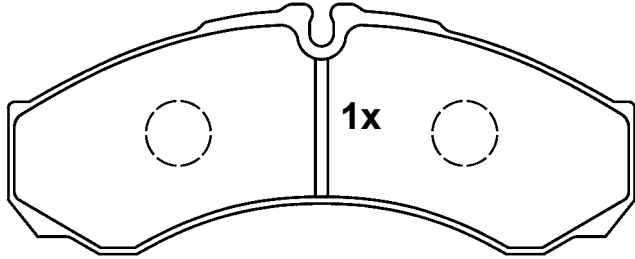


BRE



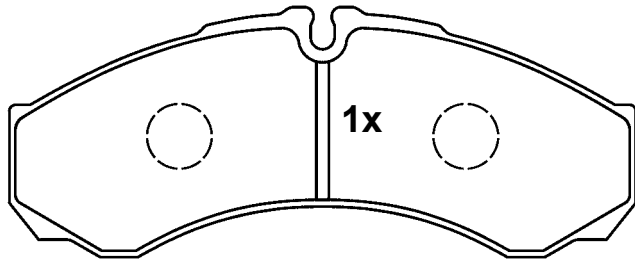
1x

29121 20,3



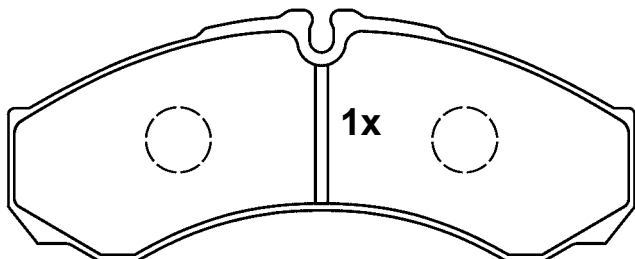
1x

29121 20,3



1x

29121 20,3



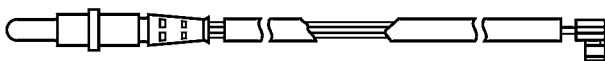
1x

29121 20,3

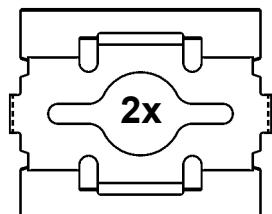
164,6 x 66,5 x 20,3

260mm

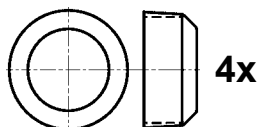
2x



Alternativer Stecker
alternative connector



2x



4x

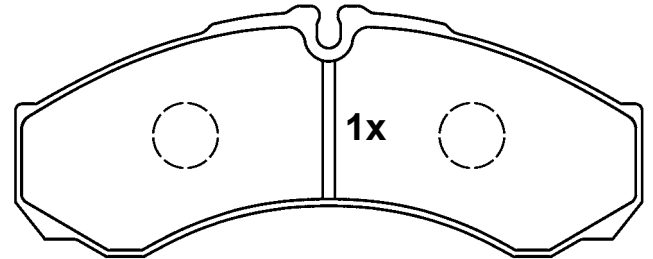
13.0460-4861.2 604861



NISSAN, RENAULT

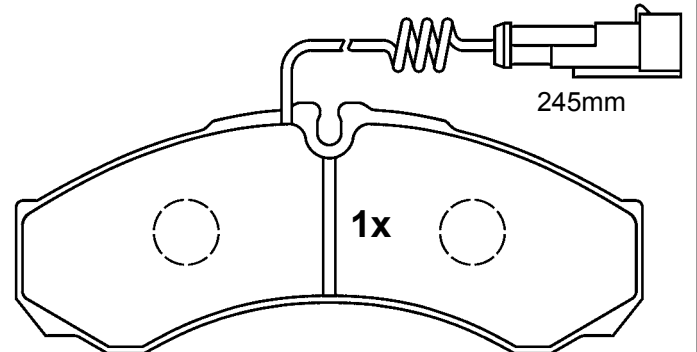


BRE



1x

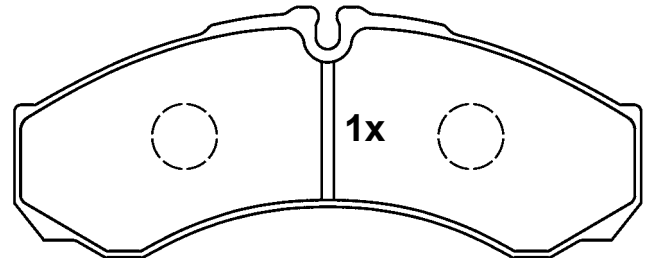
29121 20,3



245mm

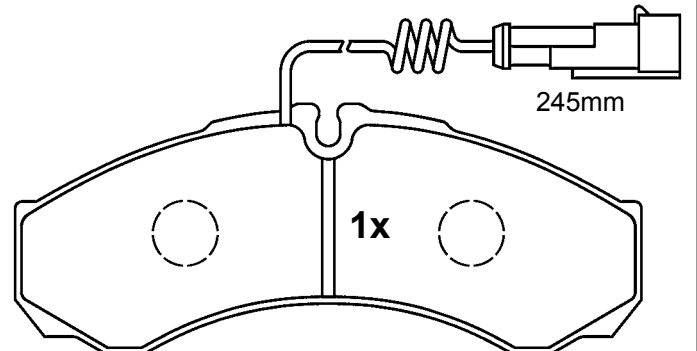
1x

29260 20,3



1x

29121 20,3



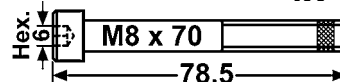
245mm

1x

29260 20,3

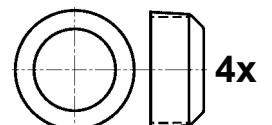
164,6 x 66,5 x 20,3

4x



M8 x 70

78,5



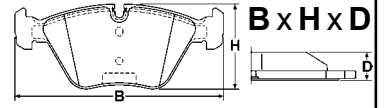
4x



Abbildungen Scheibenbremsbeläge

Illustrations disc brake pads - Illustrazioni pastiglie freno -

Illustrations plaquettes de frein - Ilustraciones pastillas de freno



Maßstab - scale - scala - échelle - escala 1:2

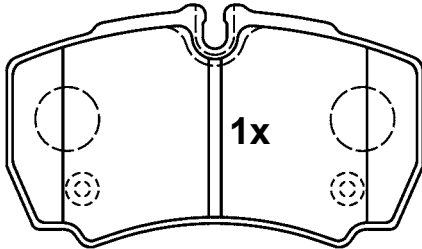
13.0460-4862.2 604862



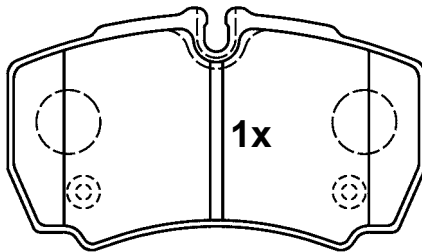
FORD



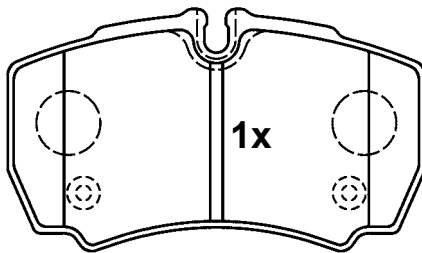
BRE



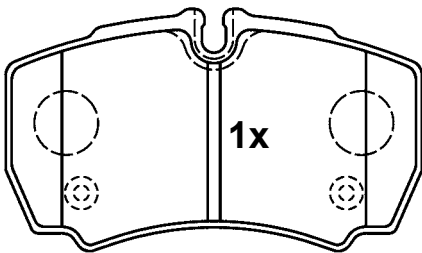
29123 20,3



29123 20,3

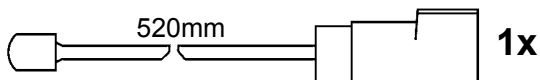


29123 20,3

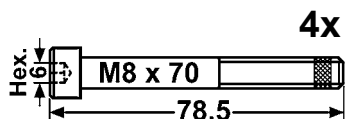


29123 20,3

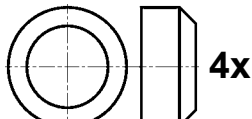
109,6 x 63,7 x 20,3



1x



4x



4x

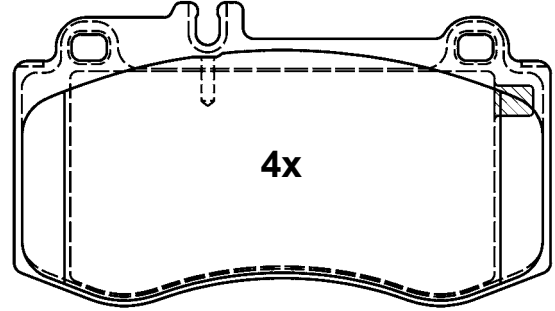
13.0460-4863.2 604863



MERCEDES BENZ



BRE



24976 17,5

141,5 x 79,8 x 17,5

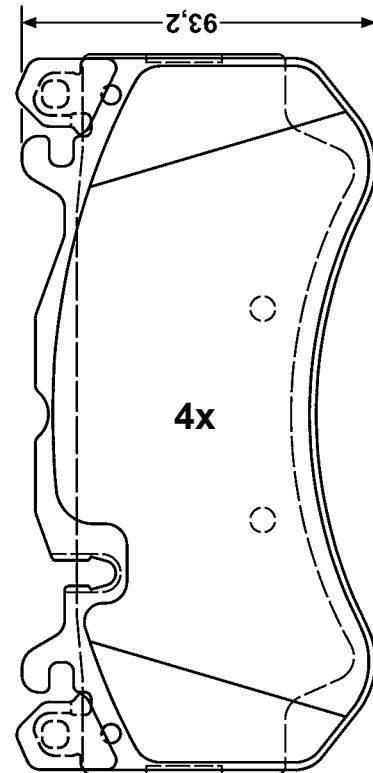
13.0460-4864.2 604864



AUDI

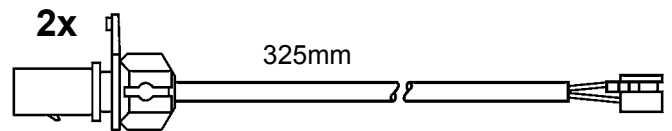


BRE



24455 16,8

189,8 x 93,2 x 16,8

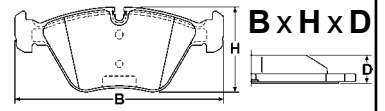


2x

Abbildungen Scheibenbremsbeläge

Illustrations disc brake pads - Illustrazioni pastiglie freno -

Illustrations plaquettes de frein - Ilustraciones pastillas de freno



Maßstab - scale - scala - échelle - escala 1:2

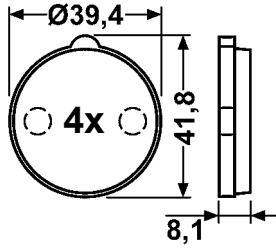
13.0460-4900.2 604900



CITROEN



CIT



20371 8,1

Ø39,4 x 41,8 x 8,1

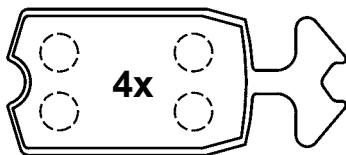
13.0460-4906.2 604906



CITROEN



CIT



20207 12,0

89,6 x 38,1 x 12,0

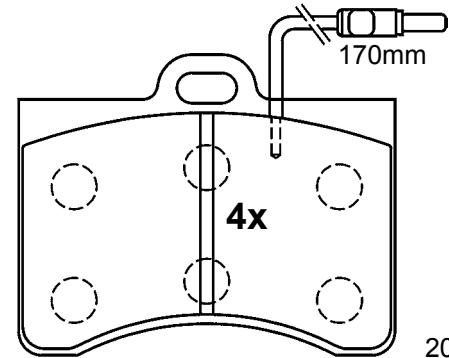
13.0460-4907.2 604907



CITROEN



CIT



20356 15,5

99,1 x 79,9 x 15,5

13.0460-4910.2 604910



CITROEN



CIT



20285 7,0

Ø 30,5 x 7,0

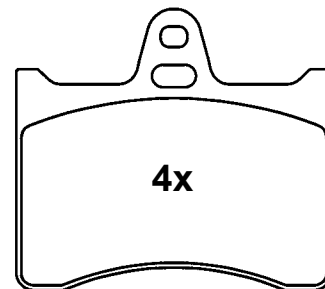
13.0460-4911.2 604911



CITROEN



CIT



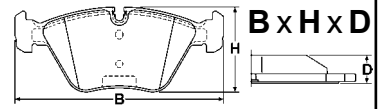
20389 15,4

82,9 x 75,0 x 15,4

Abbildungen Scheibenbremsbeläge

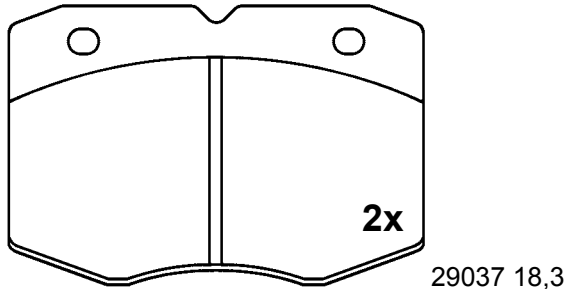
Illustrations disc brake pads - Illustrazioni pastiglie freno -

Illustrations plaquettes de frein - Ilustraciones pastillas de freno

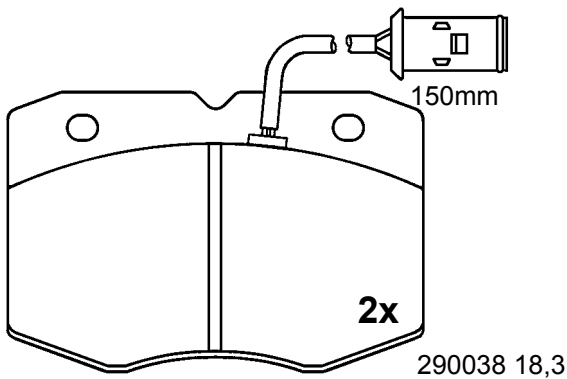


Maßstab - scale - scala - échelle - escala 1:2

13.0460-4913.2 604913



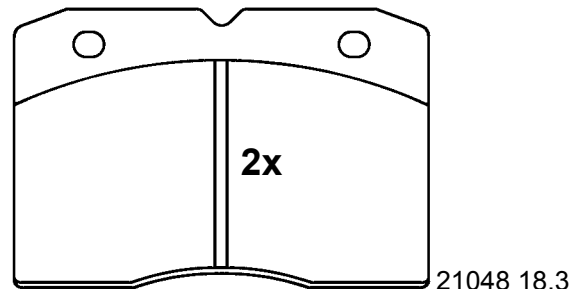
29037 18,3



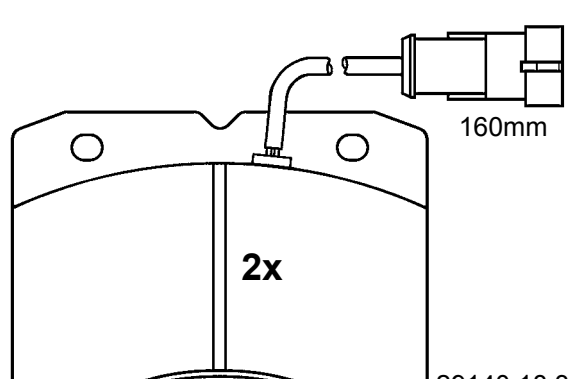
290038 18,3

109,5 x 73,0 x 18,3

13.0460-4918.2 604918



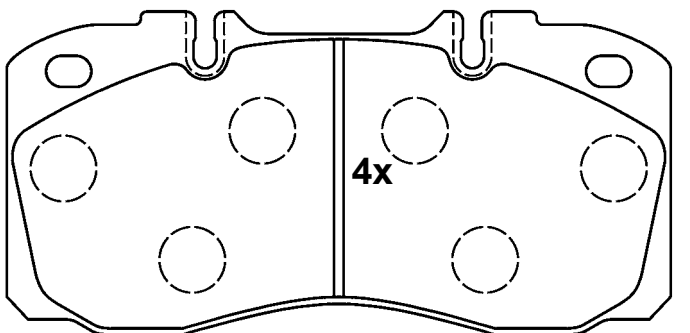
21048 18,3



29140 18,3

109,5 x 73,0 x 18,3

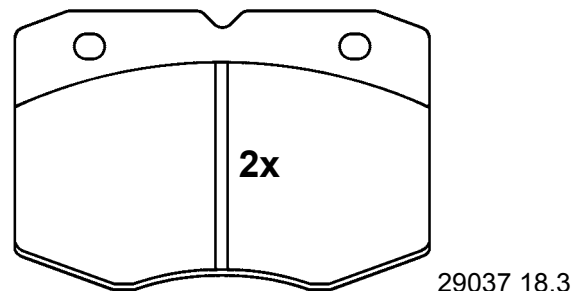
13.0460-4914.2 604914



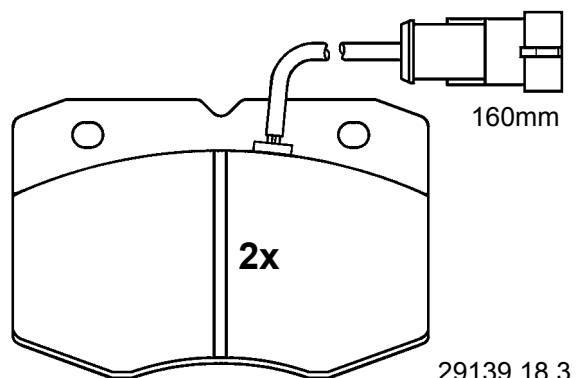
29122 22,3

174,7 x 85,5 x 22,3

13.0460-4919.2 604919



29037 18,3

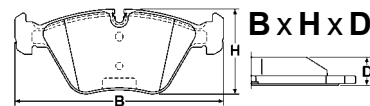


29139 18,3



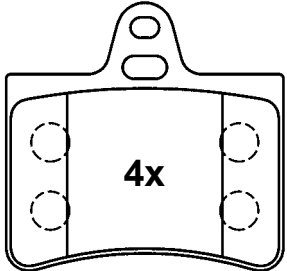


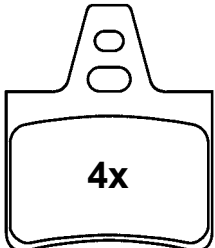


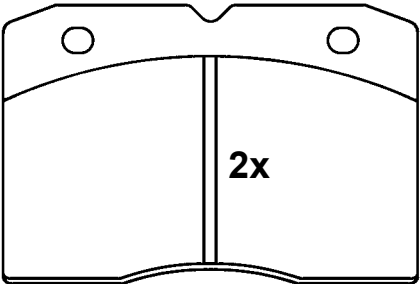
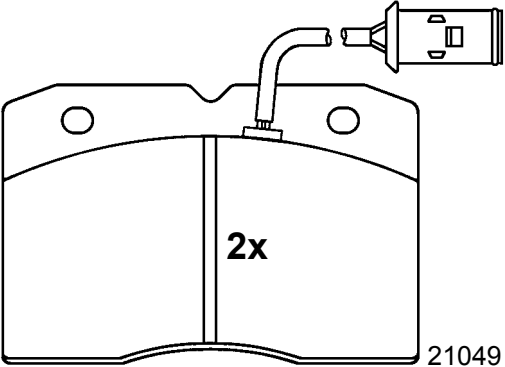


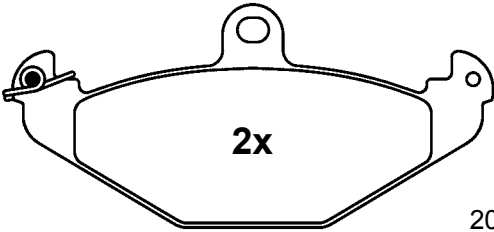
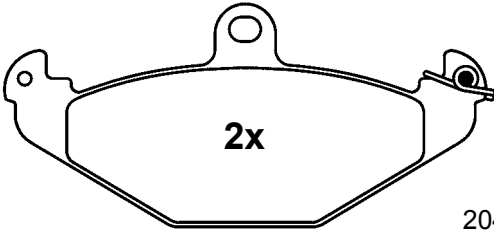
109,5 x 73,0 x 18,3

Abbildungen Scheibenbremsbeläge

Illustrations disc brake pads - Illustrazioni pastiglie freno -
Illustrations plaquettes de frein - Ilustraciones pastillas de freno



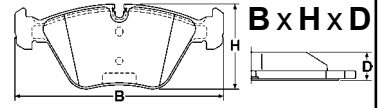
Maßstab - scale - scala - échelle - escala 1:2

13.0460-4921.2 604921	13.0460-4956.2 604956
<p> CITROEN  CIT</p>  <p>23305 15,2</p> <p>73,1 x 70,6 x 15,2</p>	<p> CITROEN  CIT</p>  <p>20162 15,4</p> <p>54,0 x 64,7 x 15,4</p>
13.0460-4955.2 604955	13.0460-4957.2 604957
<p> ALFA ROMEO, IVECO  BRE</p>  <p>21048 18,3</p>  <p>21049 18,3</p> <p>109,5 x 73,0 x 18,3</p>	<p> RENAULT  BRE</p>  <p>20410 15,0</p>  <p>20423 15,0</p> <p>125,9 x 58,7 x 15,0</p>

Abbildungen Scheibenbremsbeläge

Illustrations disc brake pads - Illustrazioni pastiglie freno -

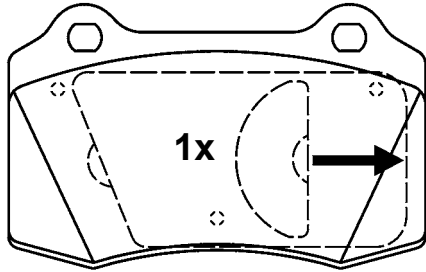
Illustrations plaquettes de frein - Ilustraciones pastillas de freno



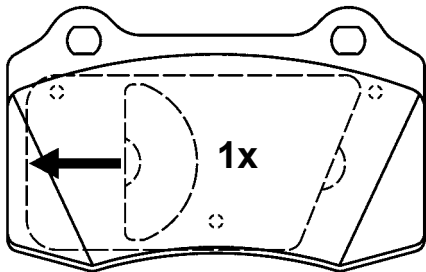
Maßstab - scale - scala - échelle - escala 1:2

13.0460-4958.2 604958

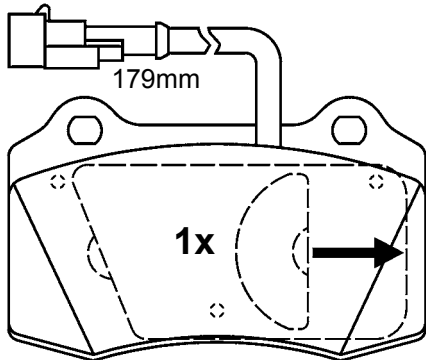
LANCIA



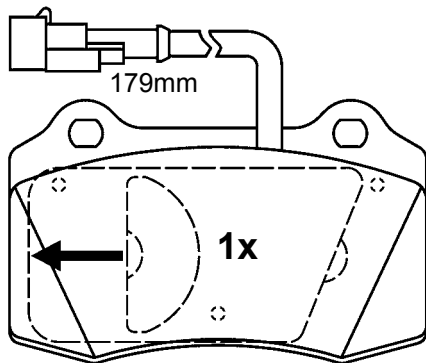
21381 17,3



21381 17,3



21382 17,3

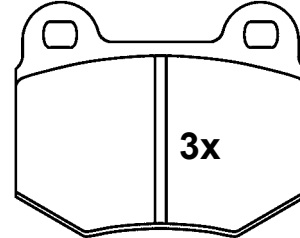


21382 17,3

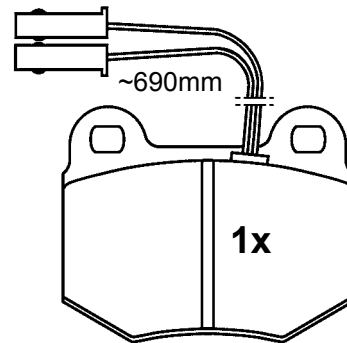
109,8 x 69,2 x 17,3

13.0460-4959.2 604959

ALFA ROMEO



20942 15,0

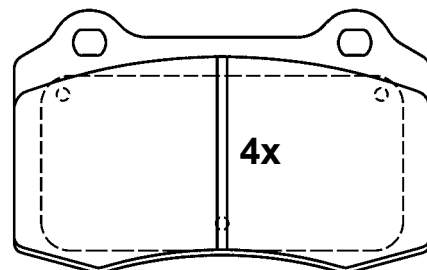


20943 15,0

79,9 x 62,0 x 15,0

13.0460-4964.2 604964

DE TOMASO, JAGUAR, SEAT,
VOLVO



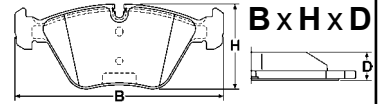
21381 15,0

109,8 x 69,3 x 15,0

Abbildungen Scheibenbremsbeläge

Illustrations disc brake pads - Illustrazioni pastiglie freno -

Illustrations plaquettes de frein - Ilustraciones pastillas de freno



Maßstab - scale - scala - échelle - escala 1:2

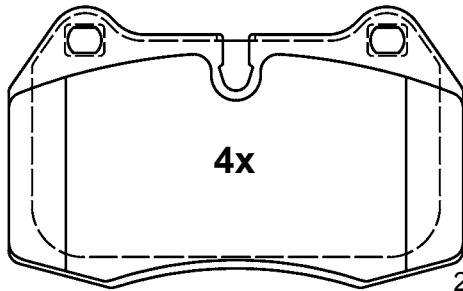
13.0460-4965.2 604965



BMW



BRE



21471 18,0

119,8 x 73,6 x 18,0

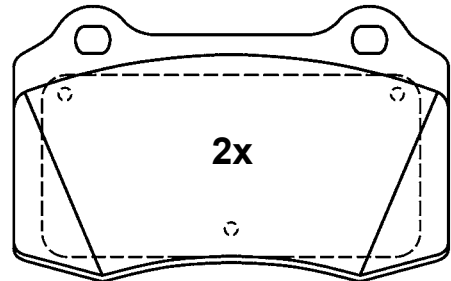
13.0460-4968.2 604968



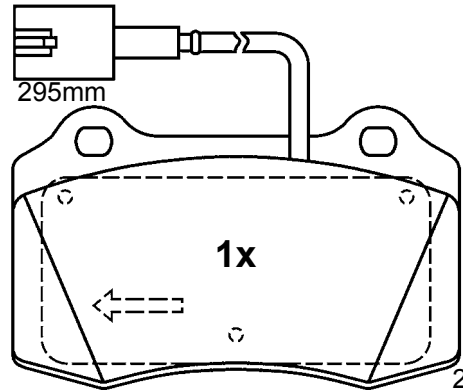
ALFA ROMEO, FIAT



BRE



21381 18,0



23206 18,0

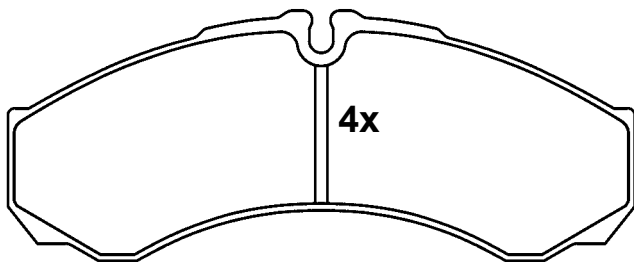
13.0460-4966.2 604966



IVECO, RENAULT

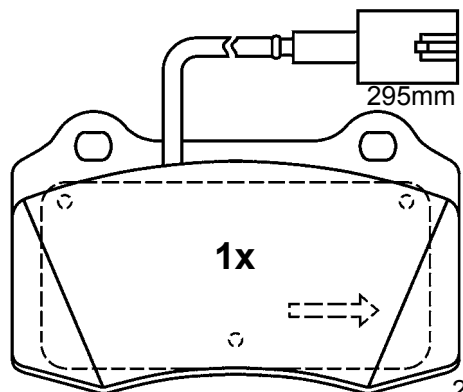


BRE



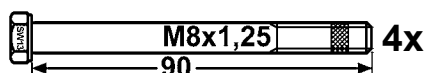
29121 20,3

164,6 x 66,5 x 20,3



23207 18,0

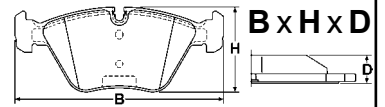
109,8 x 69,2 x 18,0



Abbildungen Scheibenbremsbeläge

Illustrations disc brake pads - Illustrazioni pastiglie freno -

Illustrations plaquettes de frein - Ilustraciones pastillas de freno



Maßstab - scale - scala - échelle - escala 1:2

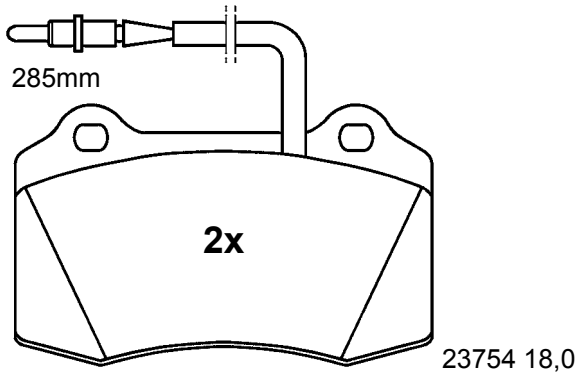
13.0460-4969.2 604969



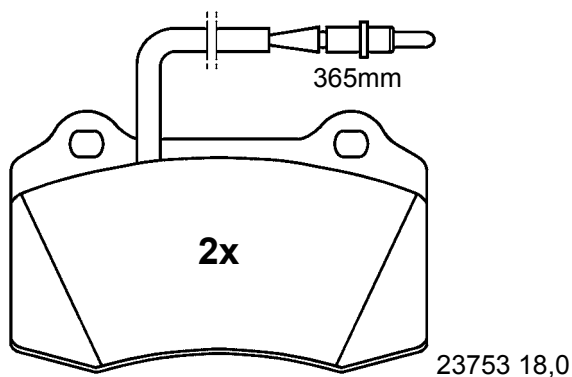
PEUGEOT



BRE



23754 18,0



23753 18,0

109,8 x 69,2 x 18,0

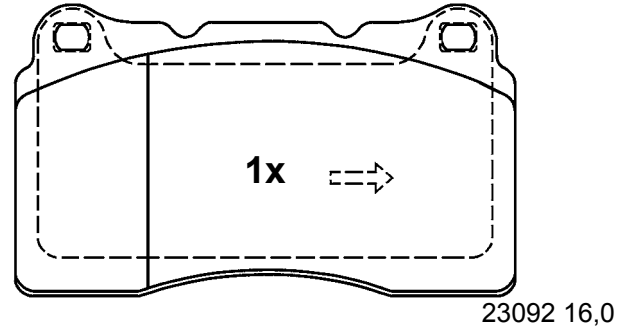
13.0460-4971.2 604971



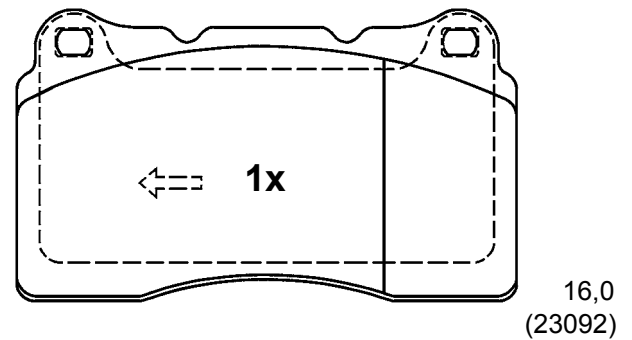
ALFA ROMEO, LANCIA



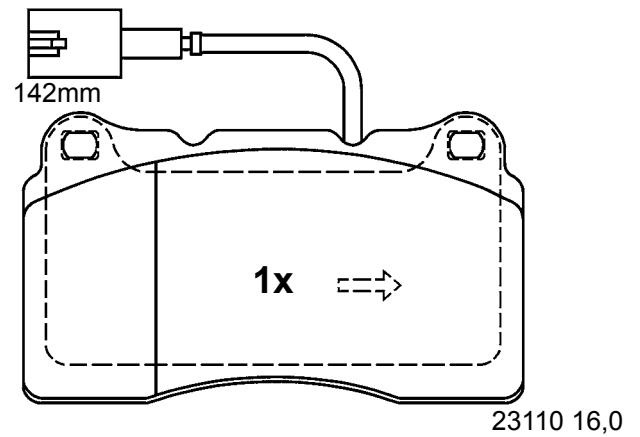
BRE



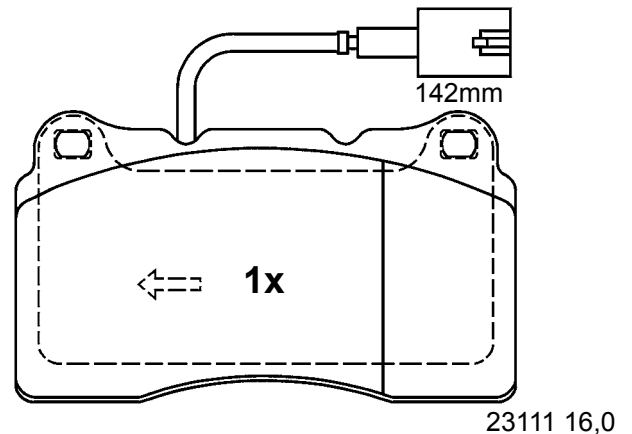
23092 16,0



16,0
(23092)



23110 16,0



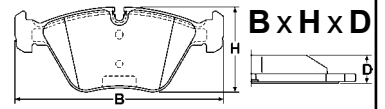
23111 16,0

131,8 x 77,2 x 16,0

Abbildungen Scheibenbremsbeläge

Illustrations disc brake pads - Illustrazioni pastiglie freno -

Illustrations plaquettes de frein - Ilustraciones pastillas de freno



Maßstab - scale - scala - échelle - escala 1:2

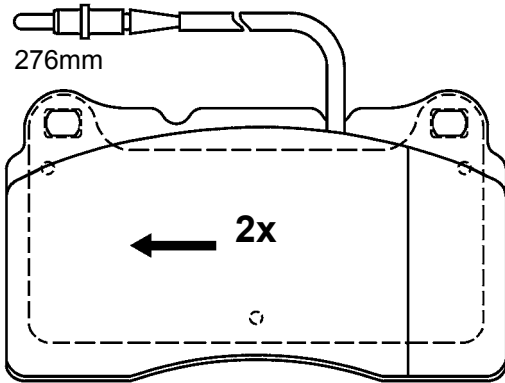
13.0460-4972.2 604972



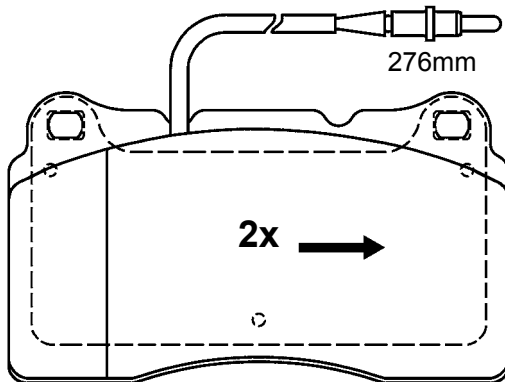
PEUGEOT



BRE



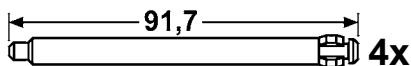
23575 16,0



23576 16,0

131,8 x 77,2 x 16,0

1x
 (UK) Brake pad paste
 To avoid disk brake squeaking
 (D) Bremsklotzpaste
 Gegen Quietschen von Scheibenbremsen
 (I) Grasso per freni
 Contro il fischi in frenatura
 (F) Pâte pour plaquette de freins
 Contre le grincement de freins



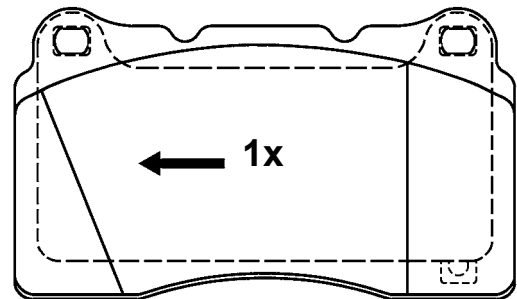
13.0460-4973.2 604973



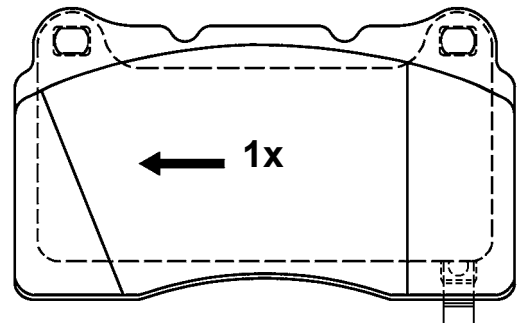
MITSUBISHI, SUBARU



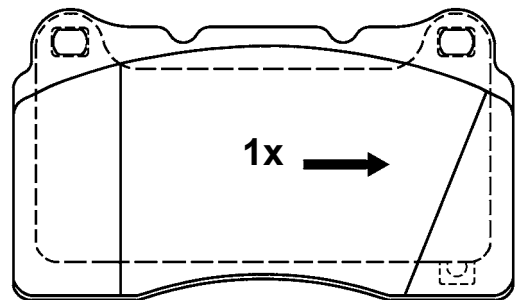
BRE



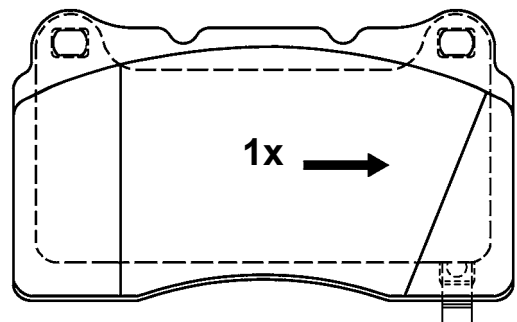
23092 16,0



23325 16,0



23092 16,0



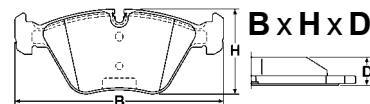
23325 16,0

131,8 x 77,2 x 16,0

Abbildungen Scheibenbremsbeläge

Illustrations disc brake pads - Illustrazioni pastiglie freno -

Illustrations plaquettes de frein - Ilustraciones pastillas de freno



Maßstab - scale - scala - échelle - escala 1:2

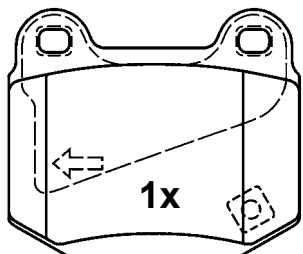
13.0460-4974.2 604974



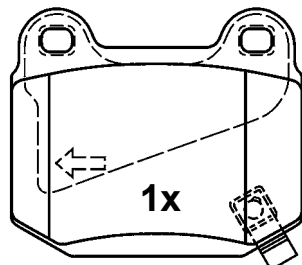
MITSUBISHI, NISSAN, SUBARU



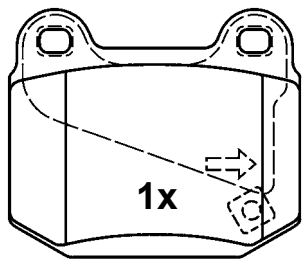
BRE



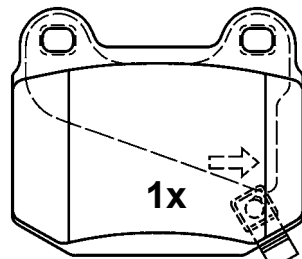
21580 14,6



23323 14,6



(21580) 14,6



(23323) 14,6

76,9 x 65,5 x 14,6

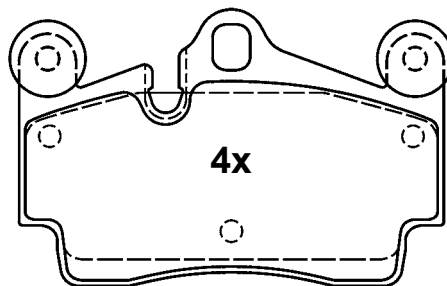
13.0460-4976.2 604976



AUDI, PORSCHE, VOLKSWAGEN



BRE



23694 16,4

112,0 x 73,0 x 16,4

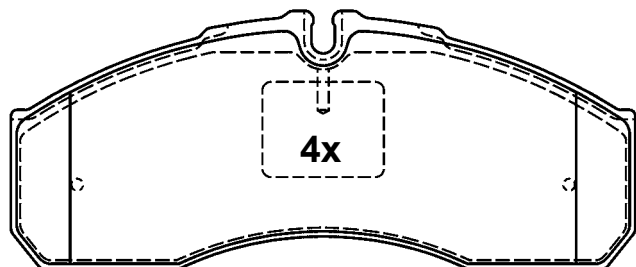
13.0460-4975.2 604975



MERCEDES BENZ



BRE



29160 20,8

164,8 x 68,0 x 20,8

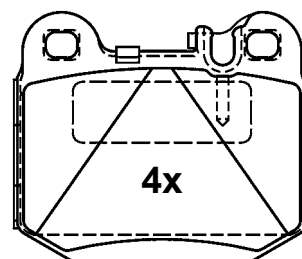
13.0460-4977.2 604977



MERCEDES BENZ

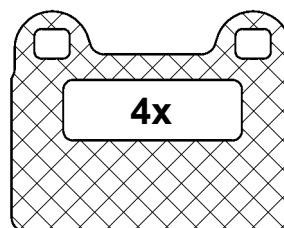


BRE



23157 15,8

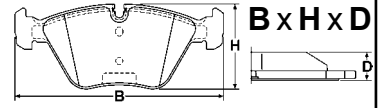
76,5 x 65,5 x 15,8



Abbildungen Scheibenbremsbeläge

Illustrations disc brake pads - Illustrazioni pastiglie freno -

Illustrations plaquettes de frein - Ilustraciones pastillas de freno



Maßstab - scale - scala - échelle - escala 1:2

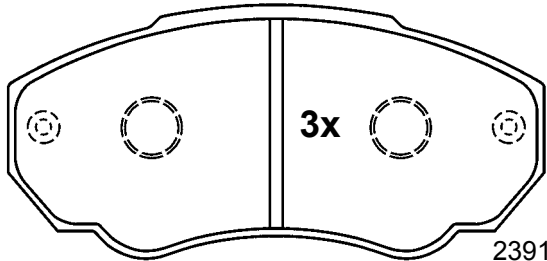
13.0460-4978.2 604978



CITROEN, FIAT, PEUGEOT

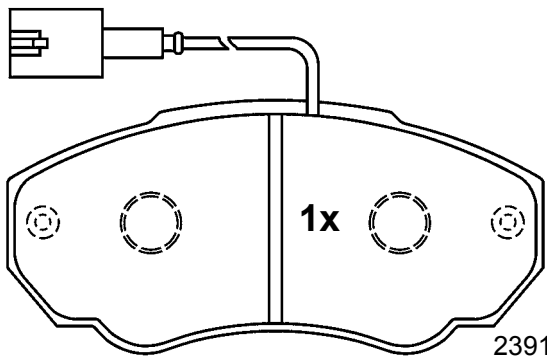


BRE



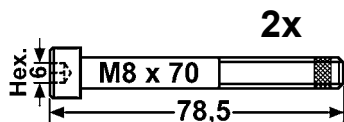
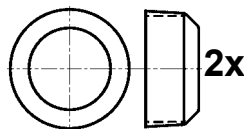
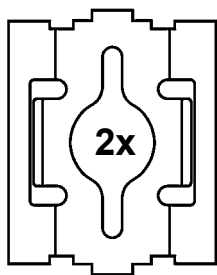
23917 19,3

155mm



23918 19,3

140,6 x 66,0 x 19,3



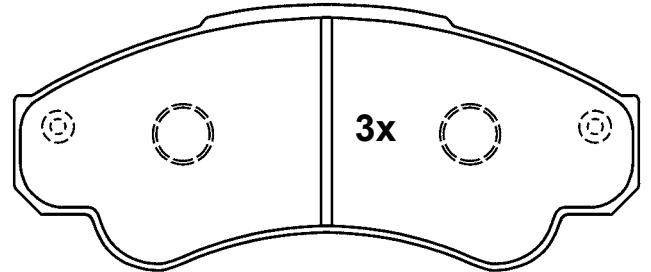
13.0460-4979.2 604979



CITROEN, FIAT, PEUGEOT



BRE

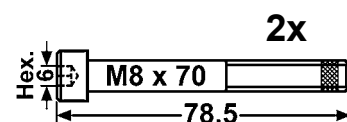
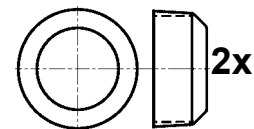
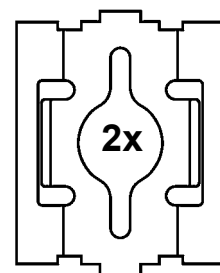


23919 19,3



23920 19,3

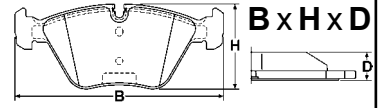
164,6 x 69,3 x 19,3



Abbildungen Scheibenbremsbeläge

Illustrations disc brake pads - Illustrazioni pastiglie freno -

Illustrations plaquettes de frein - Ilustraciones pastillas de freno



Maßstab - scale - scala - échelle - escala 1:2

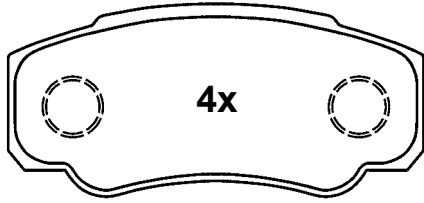
13.0460-4980.2 604980



CITROEN, FIAT, PEUGEOT

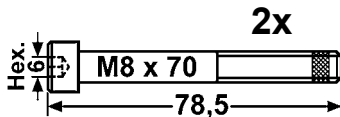
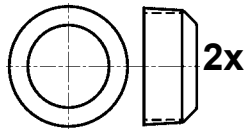
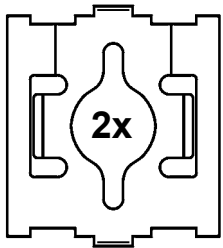


BRE



23921 20,3

109,6 x 50,0 x 20,3



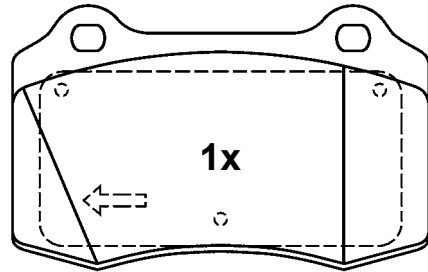
13.0460-4985.2 604985



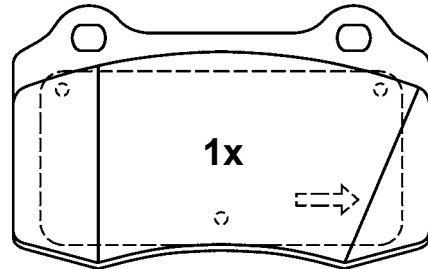
ALFA ROMEO



BRE



21381 18,0



21381 18,0

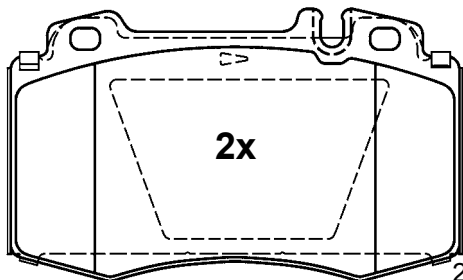
13.0460-4984.2 604984



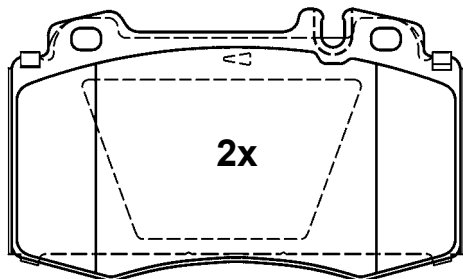
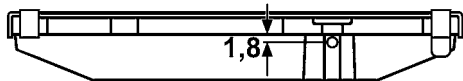
MERCEDES BENZ



BRE

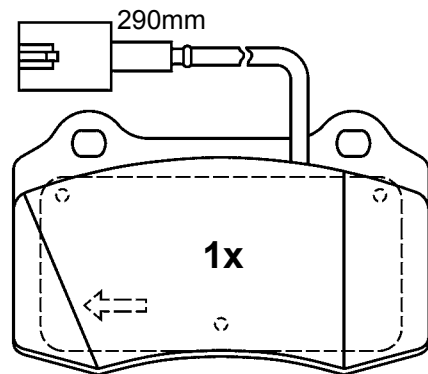


23271 17,4

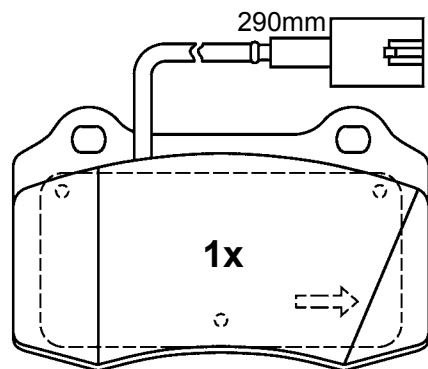


(23271)
17,4

119,5 x 71,7 x 17,4



23206 18,0



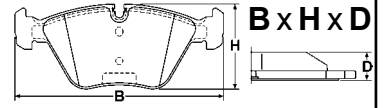
23207 18,0

109,8 x 69,2 x 18,0

Abbildungen Scheibenbremsbeläge

Illustrations disc brake pads - Illustrazioni pastiglie freno -

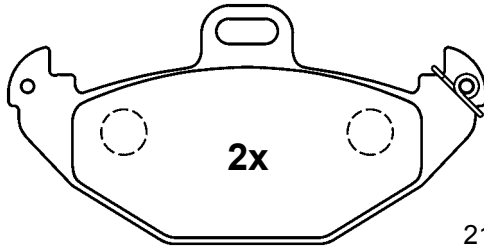
Illustrations plaquettes de frein - Ilustraciones pastillas de freno



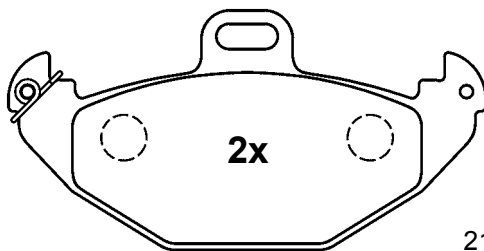
Maßstab - scale - scala - échelle - escala 1:2

13.0460-4986.2 604986

RENAULT



21965 15,0

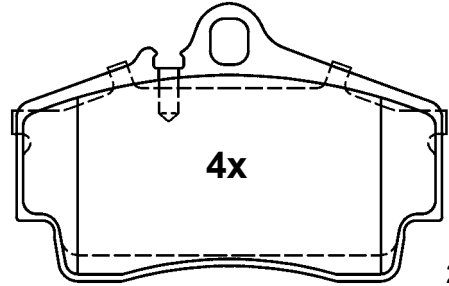


21966 15,0

126,1 x 63,0 x 15,0

13.0460-4988.2 604988

PORSCHE

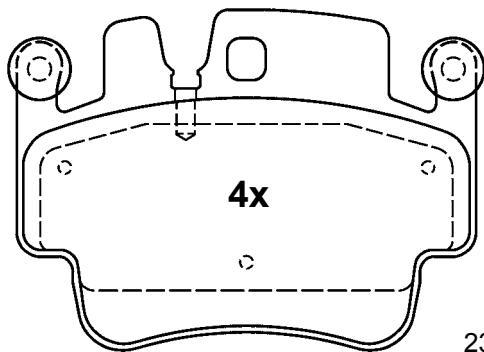


21792 15,2

112,2 x 73,0 x 15,2

13.0460-4987.2 604987

PORSCHE

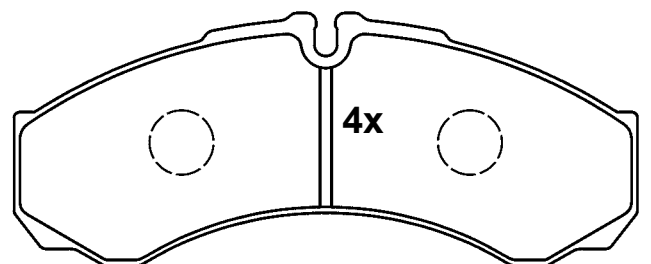


23329 17,0

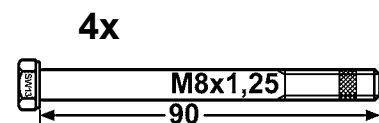
121,3 x 90,3 x 17,0

13.0460-4989.2 604989

IVECO



29212 17,3

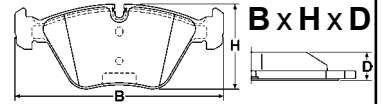


164,8 x 66,5 x 17,3

Abbildungen Scheibenbremsbeläge

Illustrations disc brake pads - Illustrazioni pastiglie freno -

Illustrations plaquettes de frein - Ilustraciones pastillas de freno



Maßstab - scale - scala - échelle - escala 1:2

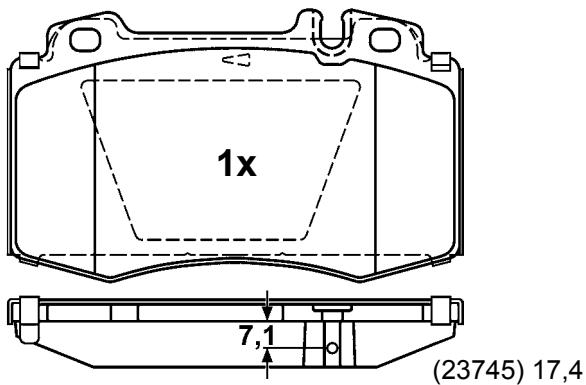
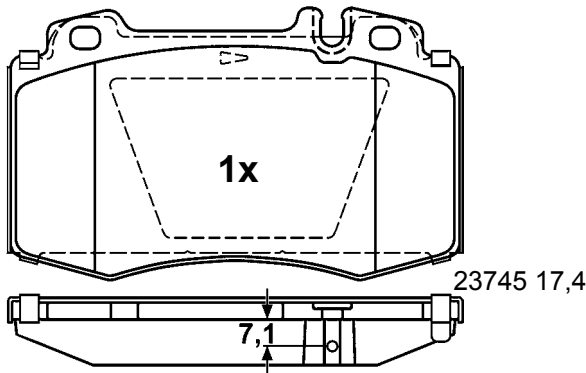
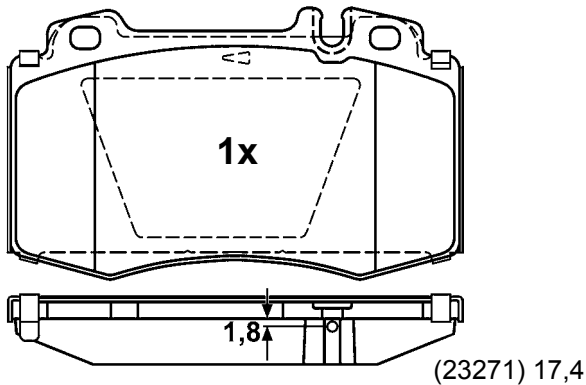
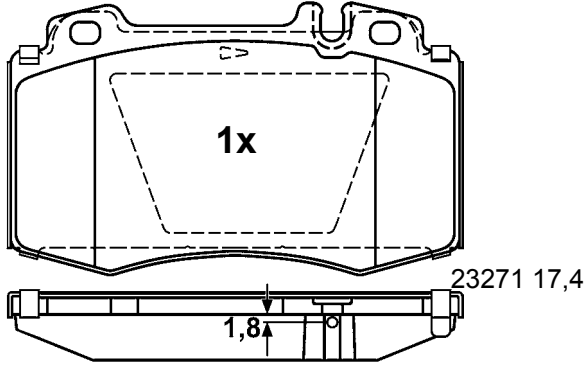
13.0460-4990.2 604990



MERCEDES BENZ



BRE



119,5 x 71,7 x 17,4

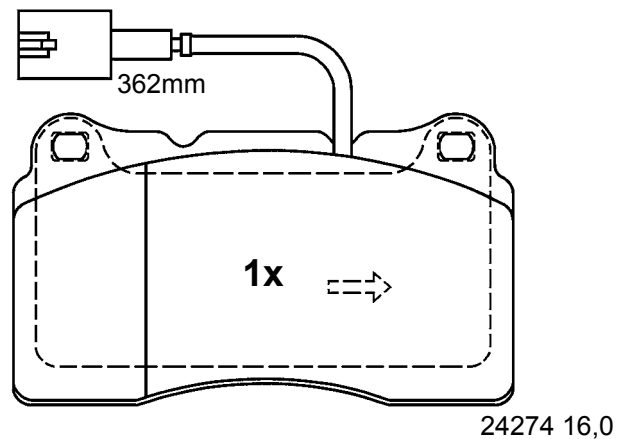
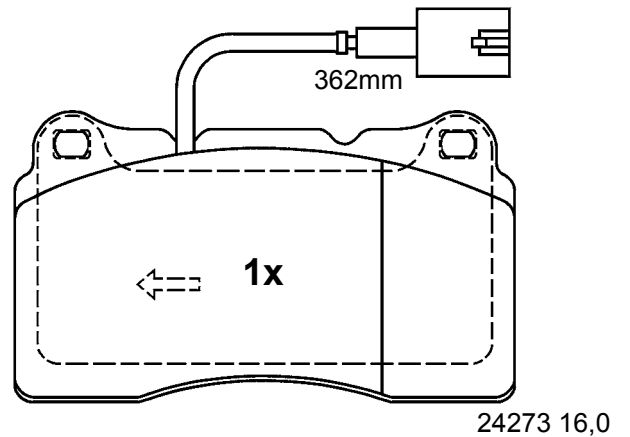
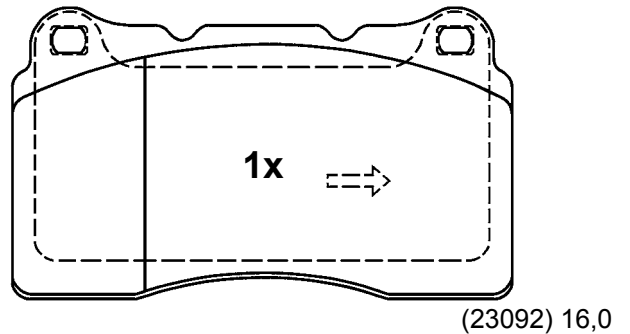
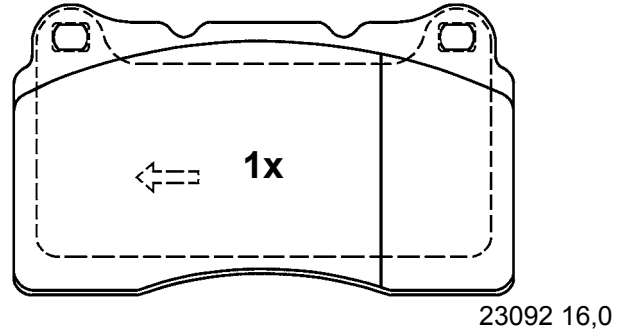
13.0460-4991.2 604991



ALFA ROMEO



BRE

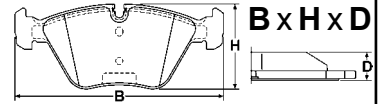


131,8 x 77,2 x 16,0

Abbildungen Scheibenbremsbeläge

Illustrations disc brake pads - Illustrazioni pastiglie freno -

Illustrations plaquettes de frein - Ilustraciones pastillas de freno



Maßstab - scale - scala - échelle - escala 1:2

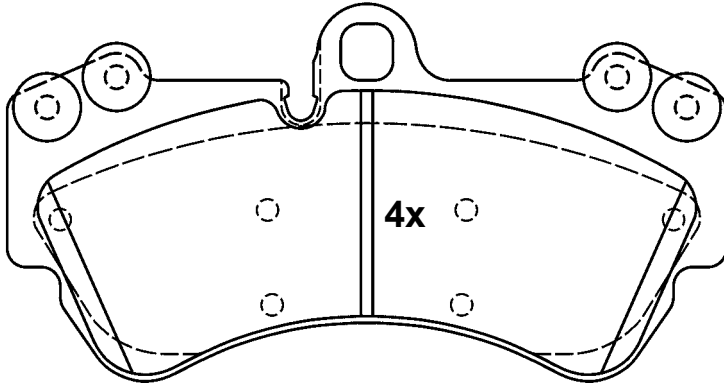
13.0460-4992.2 604992



PORSCHE, VOLKSWAGEN



BRE



23692 16,6

190 x 99,4 x 16,6

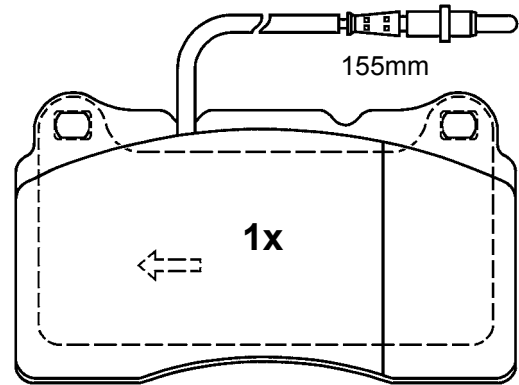
13.0460-4995.2 604995



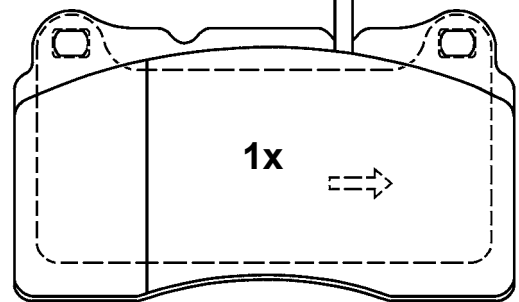
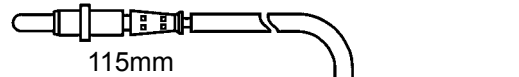
CITROEN, FIAT, LANCIA, PEUGEOT



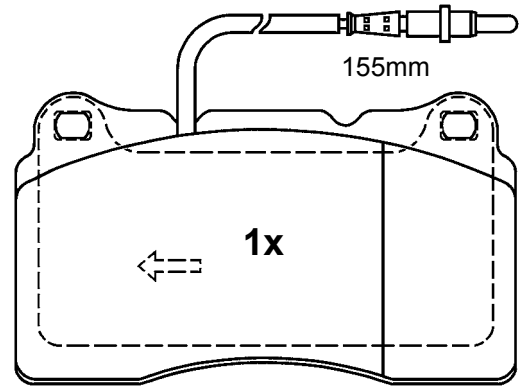
BRE



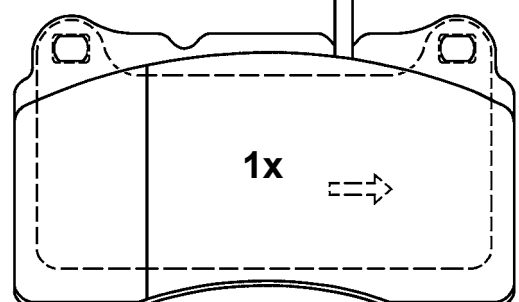
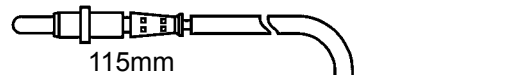
23576 15,6



23575 15,6



23576 15,6



23575 15,6

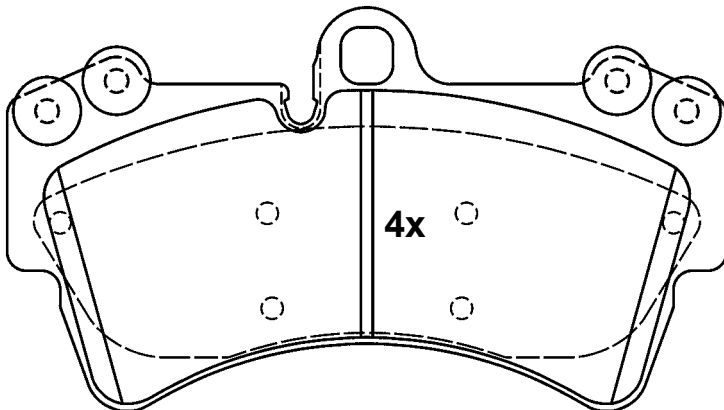
13.0460-4993.2 604993



AUDI, PORSCHE, VOLKSWAGEN



BRE



23693 16,6

190,0 x 106,4 x 16,6

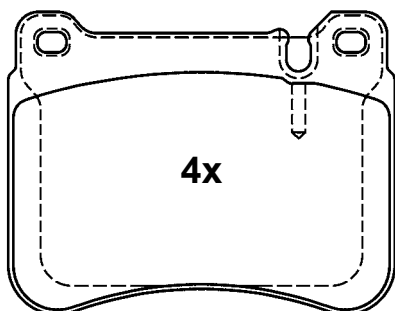
13.0460-4994.2 604994



MERCEDES BENZ



BRE



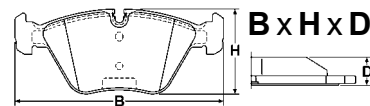
23945 16,5

101,7 x 79,3 x 16,5

131,8 x 77,2 x 15,6

Abbildungen Scheibenbremsbeläge

Illustrations disc brake pads - Illustrazioni pastiglie freno -
Illustrations plaquettes de frein - Ilustraciones pastillas de freno



Maßstab - scale - scala - échelle - escala 1:2

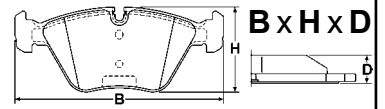
13.0460-4996.2 604996	13.0460-4998.2 604998
<p data-bbox="71 324 183 380"></p> <p data-bbox="191 331 284 362">IVECO</p> <p data-bbox="651 318 721 380"></p> <p data-bbox="726 331 785 362">BRE</p> <div data-bbox="207 515 638 772"> <p data-bbox="438 622 486 660">4x</p> <p data-bbox="638 739 774 772">29123 20,3</p> </div> <p data-bbox="279 1003 566 1041">109,8 x 63,8 x 20,3</p>	<p data-bbox="813 324 925 380"></p> <p data-bbox="933 331 1173 362">MERCEDES BENZ</p> <p data-bbox="1396 318 1466 380"></p> <p data-bbox="1476 331 1535 362">BRE</p> <div data-bbox="949 515 1380 772"> <p data-bbox="1141 627 1189 665">4x</p> <p data-bbox="1380 739 1516 772">23478 16,5</p> </div> <p data-bbox="1029 1003 1308 1041">112,0 x 63,8 x 16,5</p>
13.0460-4997.2 604997	13.0460-4999.2 604999
<p data-bbox="71 1187 183 1243"></p> <p data-bbox="191 1193 430 1225">MERCEDES BENZ</p> <p data-bbox="651 1180 721 1243"></p> <p data-bbox="726 1193 785 1225">BRE</p> <div data-bbox="231 1243 614 1556"> <p data-bbox="391 1355 438 1393">4x</p> <p data-bbox="630 1523 774 1590">23944 17,5 (23943)</p> </div> <div data-bbox="231 1635 614 1948"> <p data-bbox="391 1747 438 1785">4x</p> <p data-bbox="630 1915 774 1982">23944 17,5 (23943)</p> </div> <p data-bbox="287 2049 558 2087">97,8 x 78,5 x 17,5</p>	<p data-bbox="813 1187 925 1243"></p> <p data-bbox="933 1193 1077 1225">PORSCHE</p> <p data-bbox="1396 1180 1466 1243"></p> <p data-bbox="1476 1193 1535 1225">BRE</p> <div data-bbox="893 1411 1500 1758"> <p data-bbox="1141 1579 1189 1617">4x</p> <p data-bbox="1380 1769 1516 1803">23330 17,0</p> <p data-bbox="1284 1433 1316 1624">82,5 88,5</p> </div> <p data-bbox="1029 2049 1308 2087">140,0 x 88,5 x 17,0</p>



Abbildungen Scheibenbremsbeläge

Illustrations disc brake pads - Illustrazioni pastiglie freno -

Illustrations plaquettes de frein - Ilustraciones pastillas de freno



Maßstab - scale - scala - échelle - escala 1:2

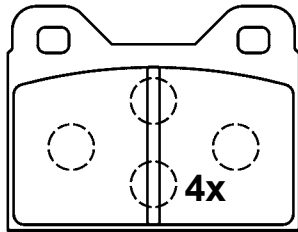
13.0460-5029.2 605029



BMW



ATE



20126 15,0

76,8 x 58,8 x 15,0

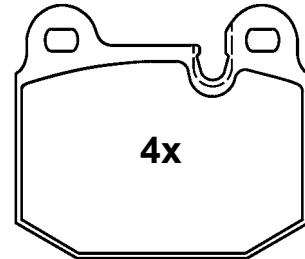
13.0460-5032.2 605032



BMW, STEYR



ATE



20588 16,5

76,5 x 65,5 x 16,5

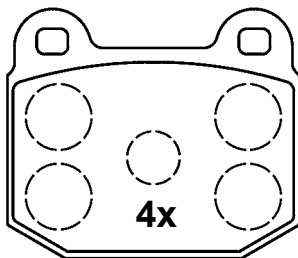
13.0460-5030.2 605030



OPEL, VAUXHALL



ATE



20323 16,5

76,8 x 65,5 x 16,5

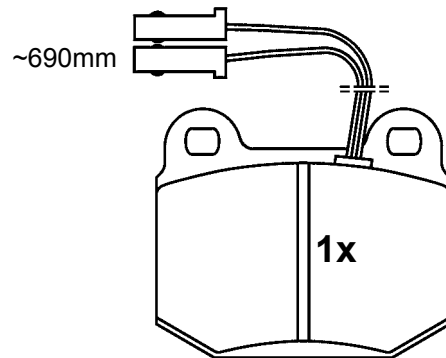
13.0460-5038.2 605038



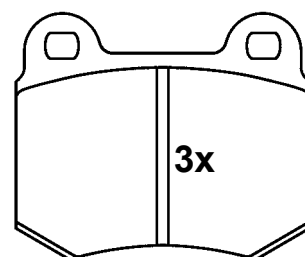
ALFA ROMEO



ATE



20998 16,5



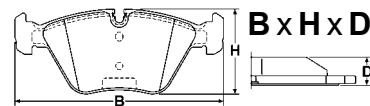
20997 16,5

76,8 x 65,5 x 16,5

Abbildungen Scheibenbremsbeläge

Illustrations disc brake pads - Illustrazioni pastiglie freno -

Illustrations plaquettes de frein - Ilustraciones pastillas de freno



Maßstab - scale - scala - échelle - escala 1:2

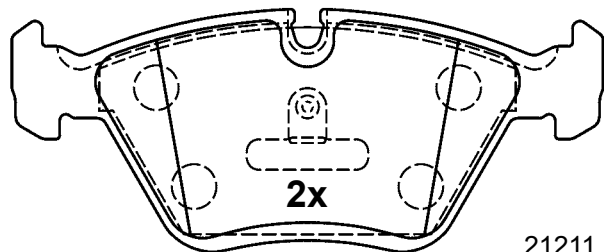
13.0460-5403.2 605403



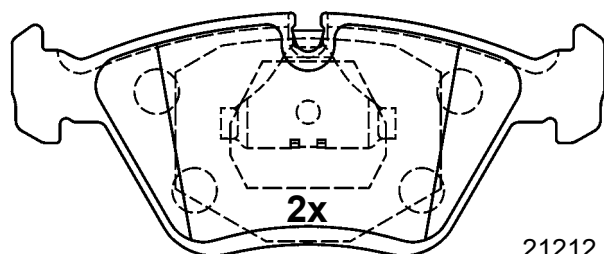
AUDI



ATE



21211 18,0



21212 18,0

156,4 x 64,0 x 18,0


13.0460-5409.2 605409



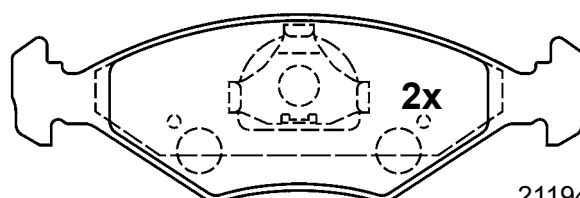
FIAT, INNOCENTI



ATE



21193 18,0



21194 18,0

151,3 x 49,2 x 18,0

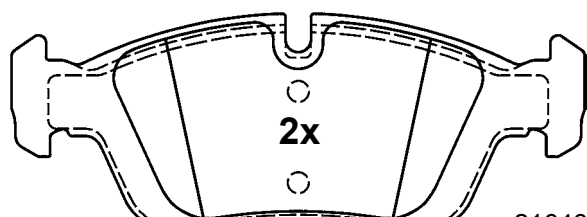
13.0460-5405.2 605405



BMW

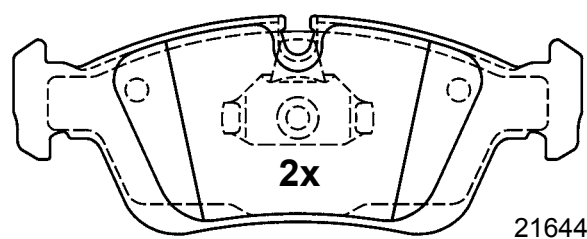


ATE



21643 17,8

151,3 x 57,3 x 17,8



21644 17,8

150,1 x 57,3 x 17,8

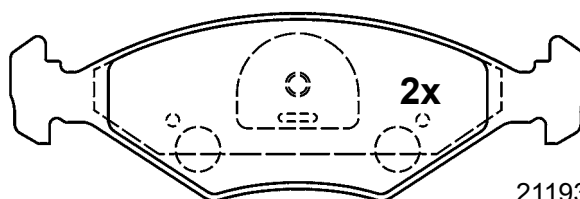
13.0460-5410.2 605410



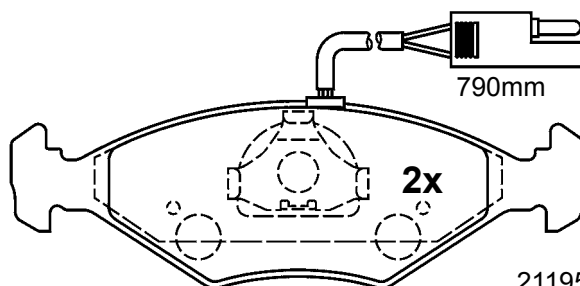
FIAT



ATE



21193 18,0



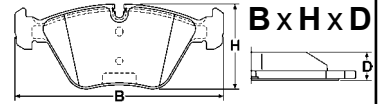
21195 18,0

151,3 x 49,2 x 18,0

Abbildungen Scheibenbremsbeläge

Illustrations disc brake pads - Illustrazioni pastiglie freno -

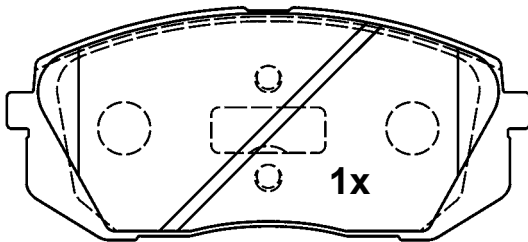
Illustrations plaquettes de frein - Ilustraciones pastillas de freno



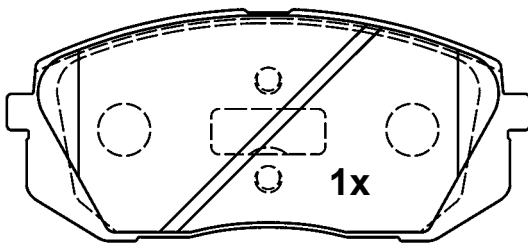
Maßstab - scale - scala - échelle - escala 1:2

13.0460-5600.2 605600

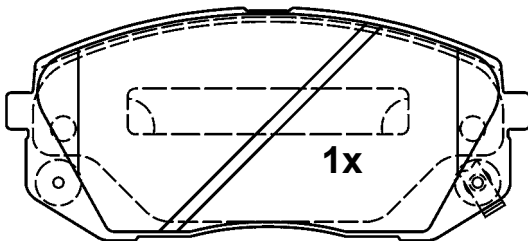
HYUNDAI, KIA



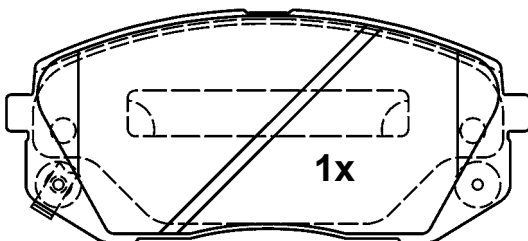
24501 16,7



24501 16,7



24502 16,7

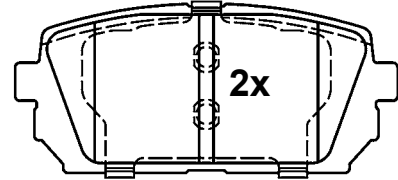


24503 16,7

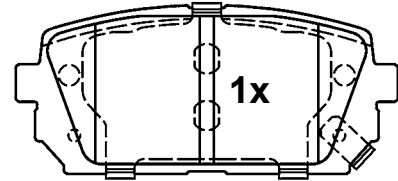
137,8 x 60,9 x 16,7

13.0460-5601.2 605601

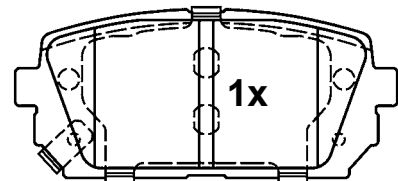
KIA



24491 16,0



24492 16,0

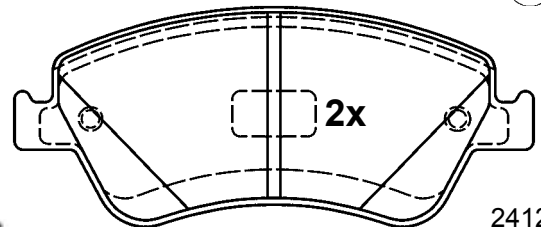


24493 16,0

100,7 x 44,0 x 16,0

13.0460-5602.2 605602

TOYOTA

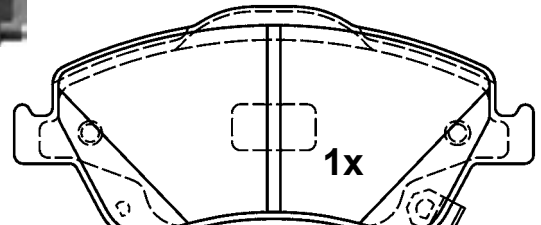


24122 19,0

4x



136,7 x 57,9 x 19,0

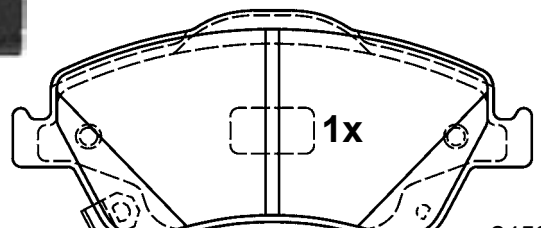


24590 19,0

4x



136,7 x 61,4 x 19,0



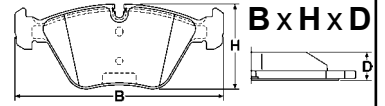
24591 19,0

136,7 x 61,4 x 19,0

Abbildungen Scheibenbremsbeläge

Illustrations disc brake pads - Illustrazioni pastiglie freno -

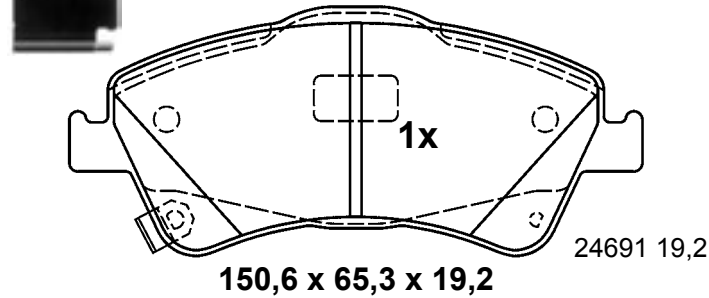
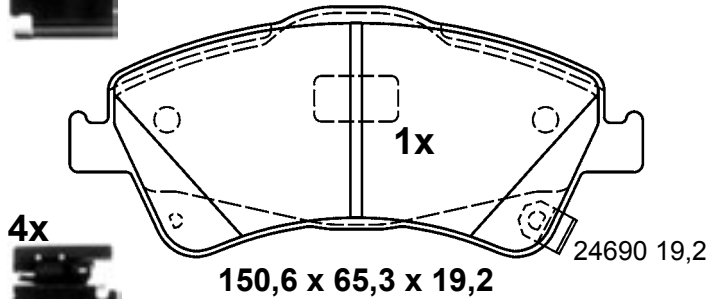
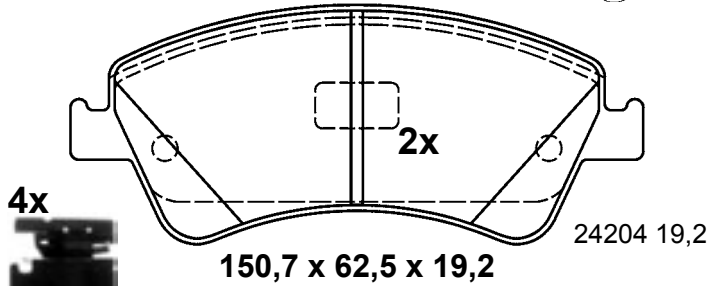
Illustrations plaquettes de frein - Ilustraciones pastillas de freno



Maßstab - scale - scala - échelle - escala 1:2

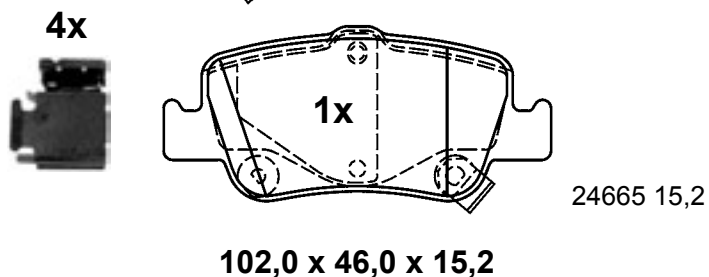
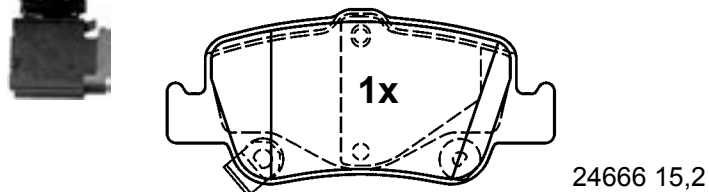
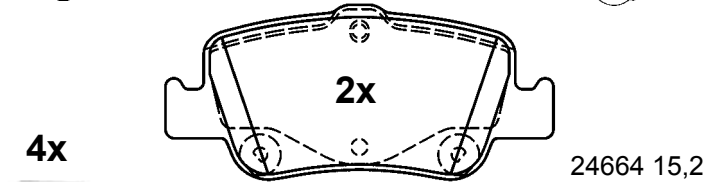
13.0460-5603.2 605603

TOYOTA




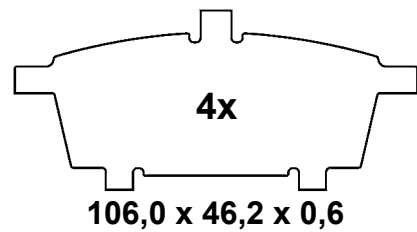
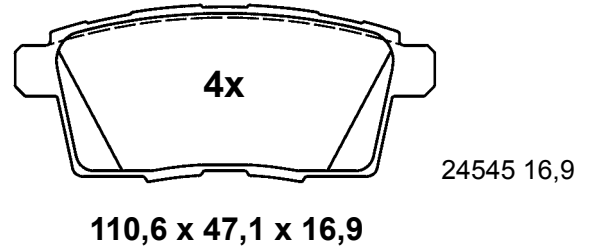
13.0460-5604.2 605604

TOYOTA



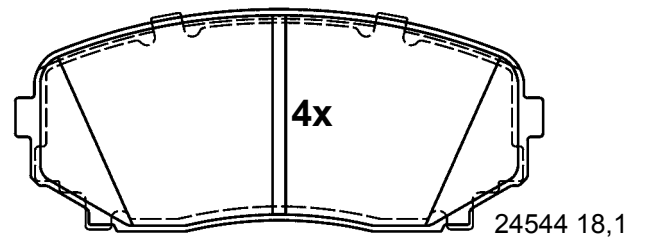
13.0460-5605.2 605605

MAZDA



13.0460-5606.2 605606

MAZDA



138,9 x 58,0 x 18,1

2x



4x



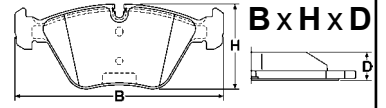
4x



Abbildungen Scheibenbremsbeläge

Illustrations disc brake pads - Illustrazioni pastiglie freno -

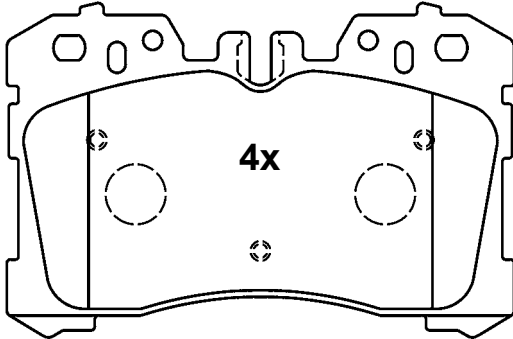
Illustrations plaquettes de frein - Ilustraciones pastillas de freno



Maßstab - scale - scala - échelle - escala 1:2

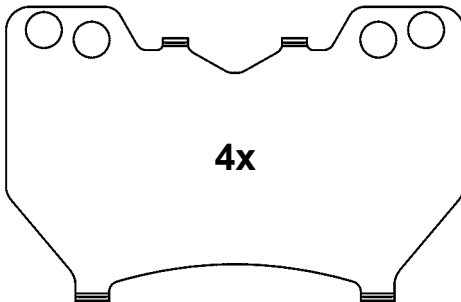
13.0460-5607.2 605607

LEXUS



24245 18,5

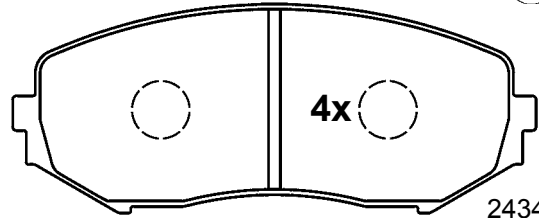
133,7 x 87,9 x 18,5



D = 0,6

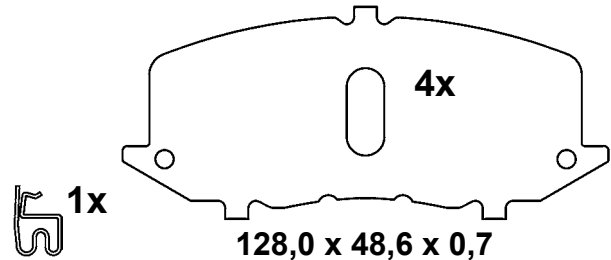
13.0460-5609.2 605609

SUZUKI



24346 16,4

138,0 x 54,7 x 16,4

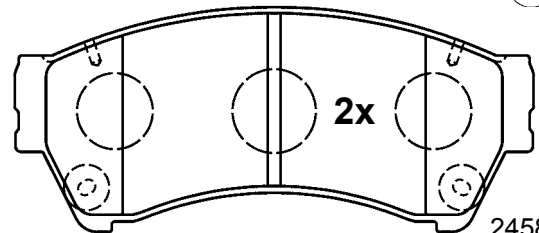


1x

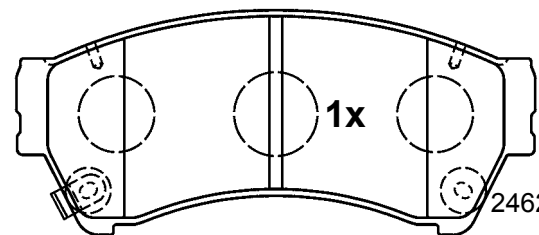
128,0 x 48,6 x 0,7

13.0460-5610.2 605610

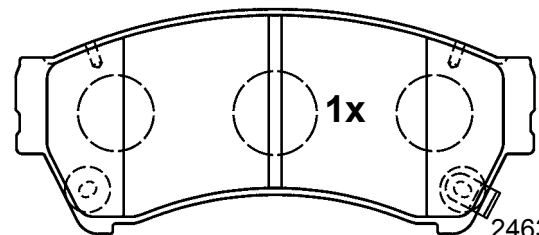
MAZDA



24582 17,4

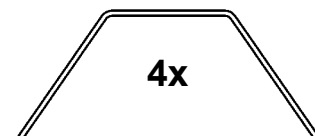


24629 17,4



24630 17,4

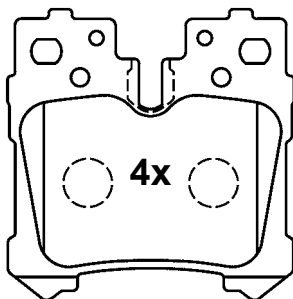
136,6 x 58,8 x 17,4



4x

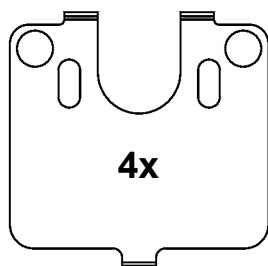
13.0460-5608.2 605608

LEXUS



24244 18,5

75,0 x 76,7 x 18,5

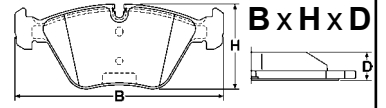


68,0 x 59,0 x 0,6

Abbildungen Scheibenbremsbeläge

Illustrations disc brake pads - Illustrazioni pastiglie freno -

Illustrations plaquettes de frein - Ilustraciones pastillas de freno



Maßstab - scale - scala - échelle - escala 1:2

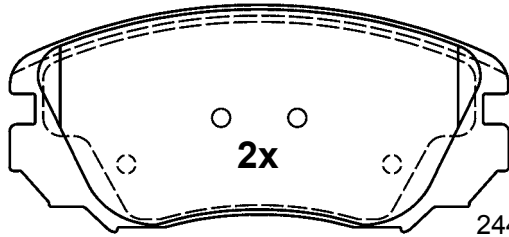
13.0460-5611.2 605611



OPEL, SAAB, VAUXHALL

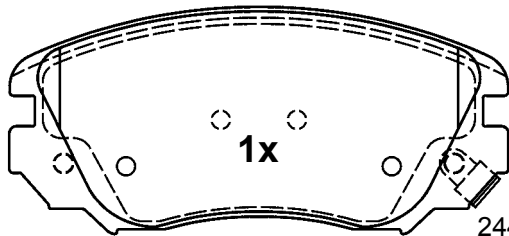


MAN



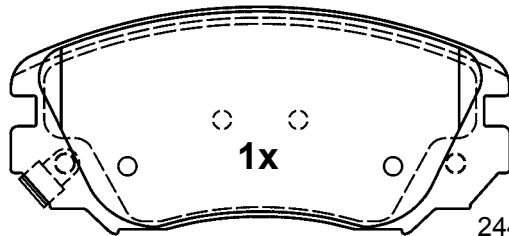
2x

24415 19,1



1x

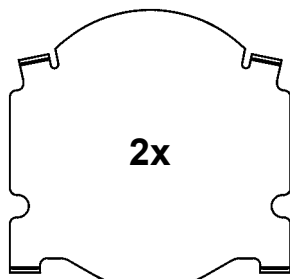
24416 19,1



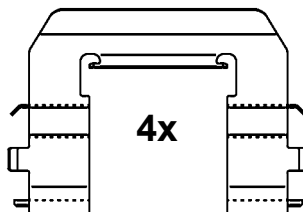
1x

24417 19,1

131,4 x 59,7 x 19,1



2x



4x

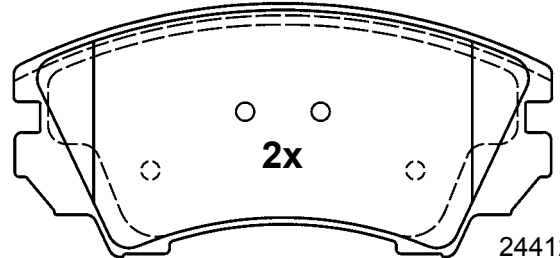
13.0460-5612.2 605612



OPEL, SAAB, VAUXHALL

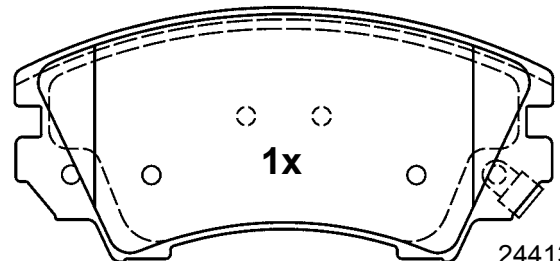


MAN



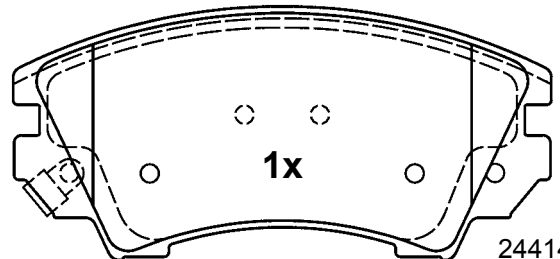
2x

24412 19,0



1x

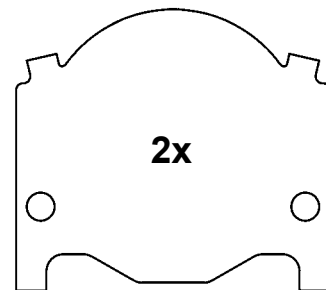
24413 19,0



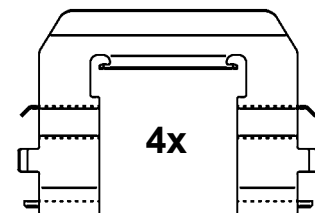
1x

24414 19,0

141,9 x 66,7 x 19,0



2x

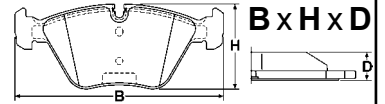


4x

Abbildungen Scheibenbremsbeläge

Illustrations disc brake pads - Illustrazioni pastiglie freno -

Illustrations plaquettes de frein - Ilustraciones pastillas de freno

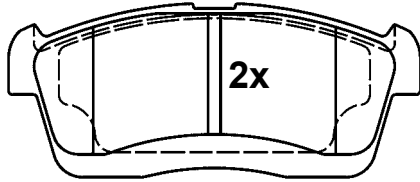


Maßstab - scale - scala - échelle - escala 1:2

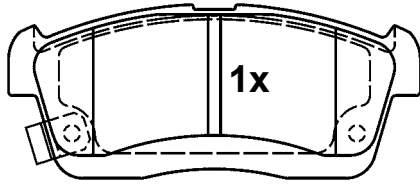
13.0460-5613.2 605613



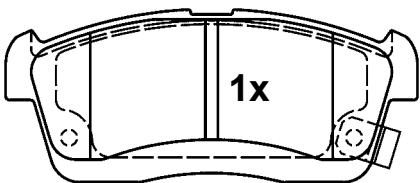
DAIHATSU, SUBARU



23507 15,0

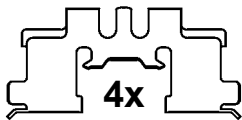


23508 15,0



23509 15,0

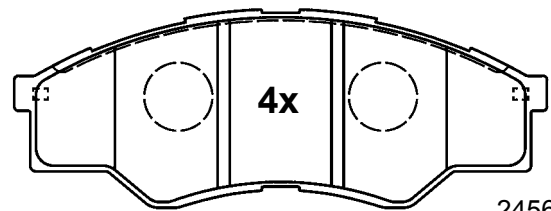
108,4 x 45,6 x 15,0



13.0460-5616.2 605616



TOYOTA



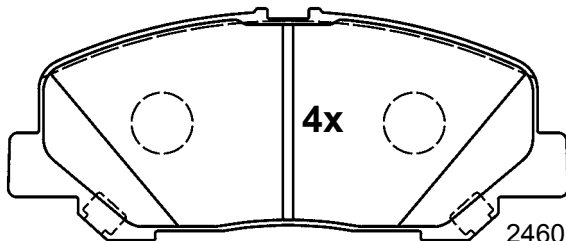
24567 16,0

140,1 x 52,0 x 16,0

13.0460-5614.2 605614



TOYOTA



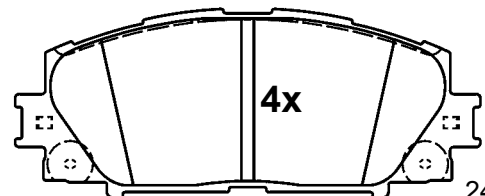
24601 18,0

147,6 x 60,8 x 18,0

13.0460-5617.2 605617



LEXUS, TOYOTA



24451 15,6

122,7 x 49,6 x 15,6

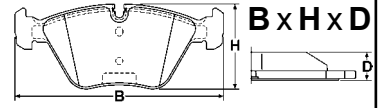


94,0 x 48,7 x 0,6

Abbildungen Scheibenbremsbeläge

Illustrations disc brake pads - Illustrazioni pastiglie freno -

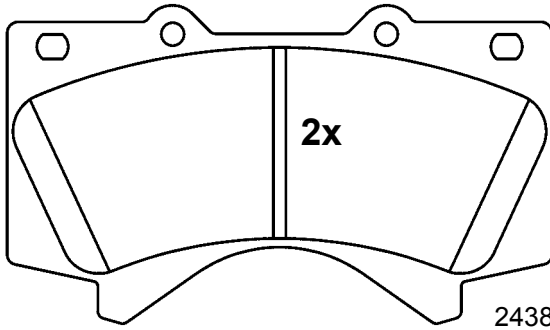
Illustrations plaquettes de frein - Ilustraciones pastillas de freno



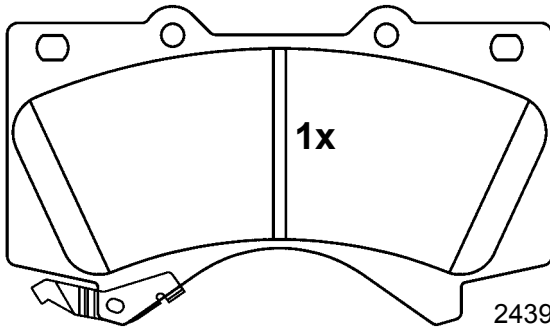
Maßstab - scale - scala - échelle - escala 1:2

13.0460-5618.2 605618

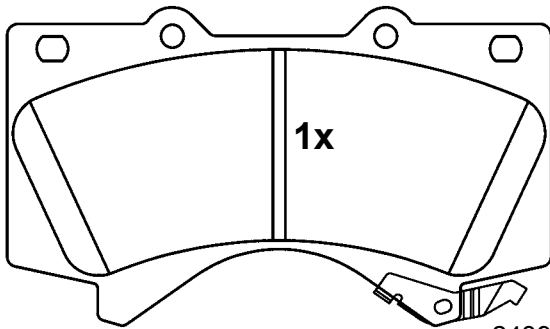
 TOYOTA



24386 17,9

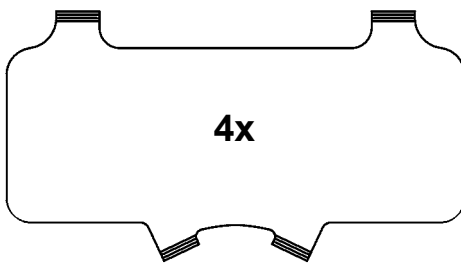


24394 17,9



24395 17,9

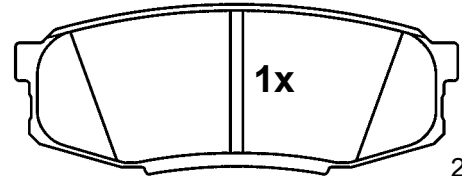
143,7 x 83,3 x 17,9



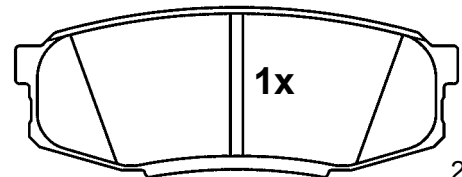
D = 0,6

13.0460-5619.2 605619

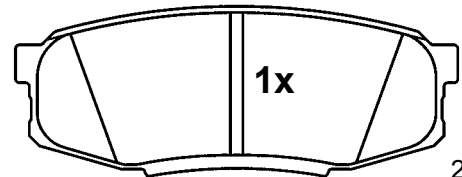
 LEXUS, TOYOTA



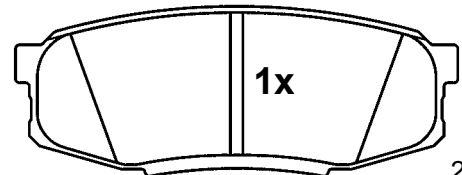
24635 17,3



24635 17,3

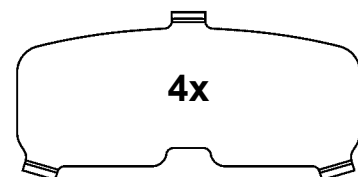


24635 17,3



24635 17,3

116,3 x 44,6 x 17,3

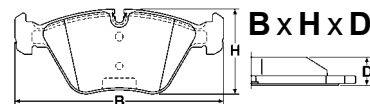


D = 0,6

Abbildungen Scheibenbremsbeläge

Illustrations disc brake pads - Illustrazioni pastiglie freno -

Illustrations plaquettes de frein - Ilustraciones pastillas de freno



Maßstab - scale - scala - échelle - escala 1:2

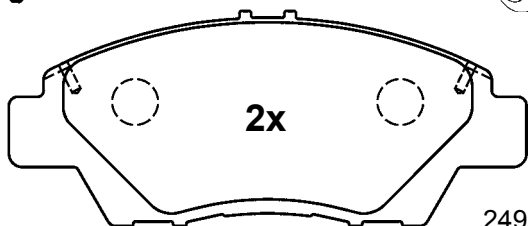
13.0460-5620.2 605620



HONDA

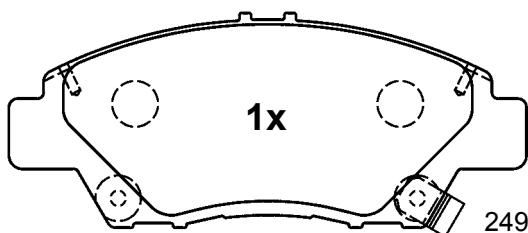


AKE



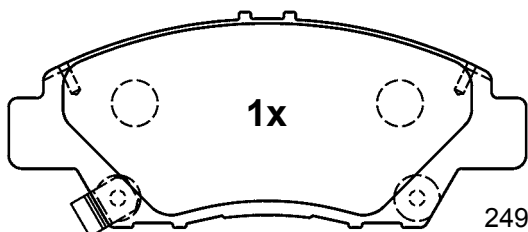
2x

24979 15,9



1x

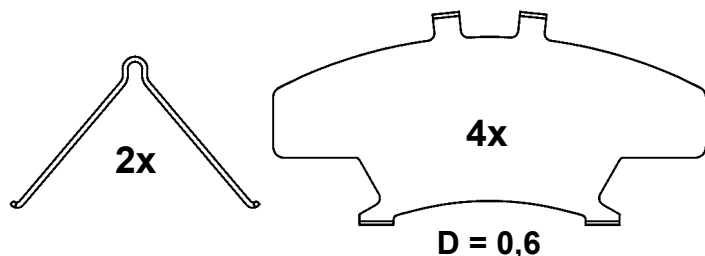
24980 15,9



1x

24981 15,9

136,4 x 56,4 x 15,9



2x

4x

D = 0,6

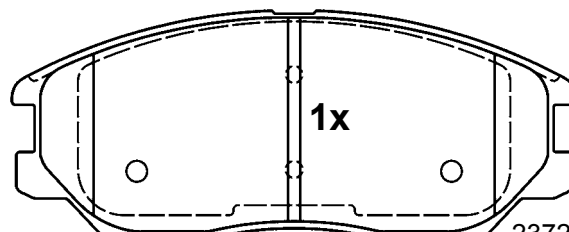
13.0460-5622.2 605622



HYUNDAI

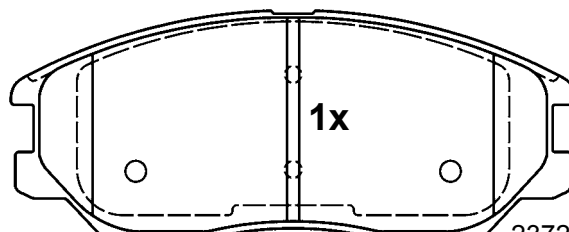


MAN



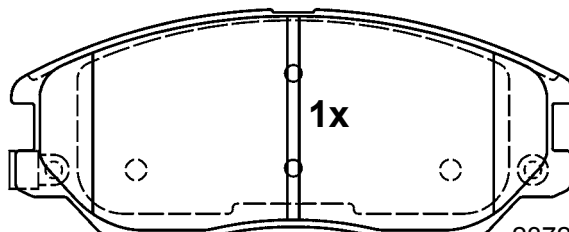
1x

23726 16,5



1x

23726 16,5



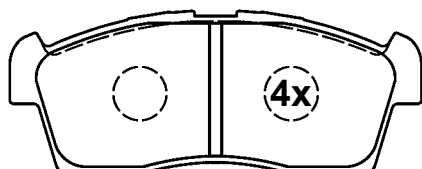
1x

23727 16,5

13.0460-5621.2 605621



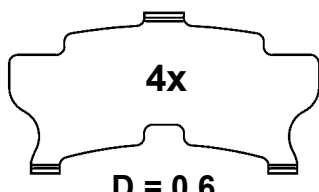
CITROEN, MITSUBISHI,
PEUGEOT, SUZUKI



4x

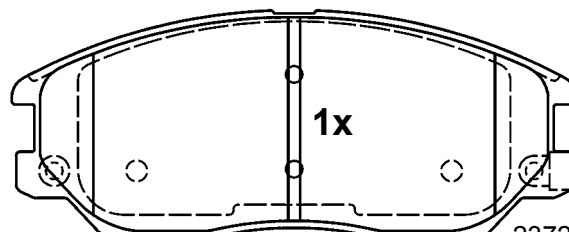
24423 14,6

108,5 x 42,2 x 14,6



4x

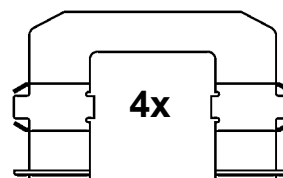
D = 0,6



1x

23728 16,5

148,8 x 60,8 x 16,5

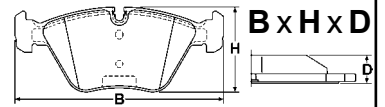


4x

Abbildungen Scheibenbremsbeläge

Illustrations disc brake pads - Illustrazioni pastiglie freno -

Illustrations plaquettes de frein - Ilustraciones pastillas de freno



Maßstab - scale - scala - échelle - escala 1:2

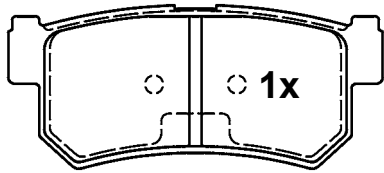
13.0460-5623.2 605623



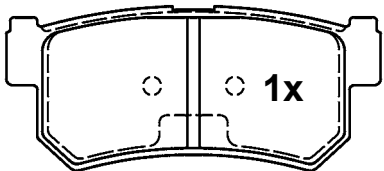
SSANG YONG



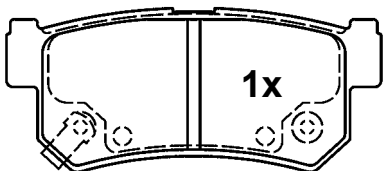
MAN



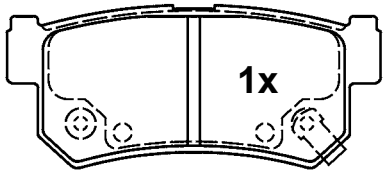
23673 15,9



23673 15,9



23674 15,9



23675 15,9

98,5 x 42,8 x 15,9

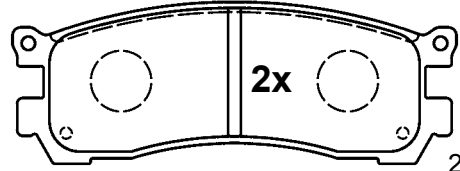
13.0460-5625.2 605625



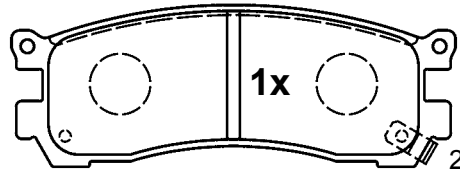
MAZDA



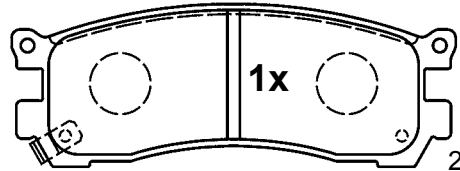
AKE



21319 14,9



21320 14,9



21321 14,9

117,1 x 42,5 x 14,9

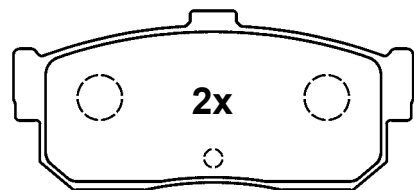
13.0460-5626.2 605626



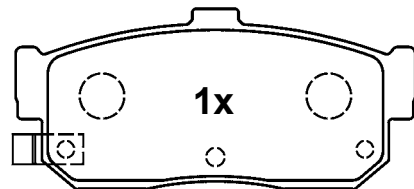
NISSAN



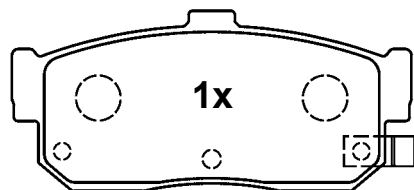
AKE



21713 16,0



21714 16,0



21715 16,0



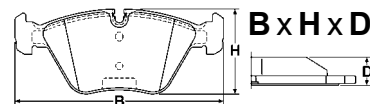
M8x21

105,3 x 47,0 x 16,0

Abbildungen Scheibenbremsbeläge

Illustrations disc brake pads - Illustrazioni pastiglie freno -

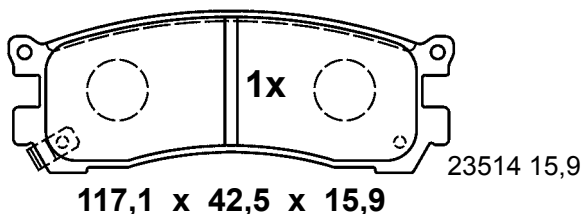
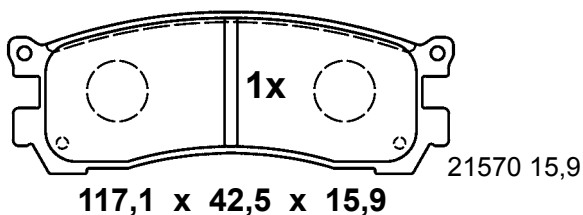
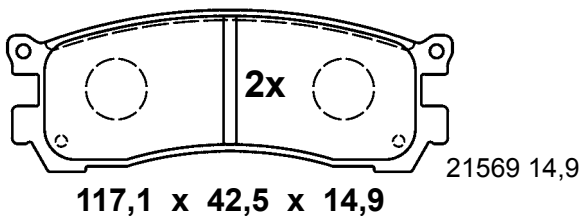
Illustrations plaquettes de frein - Ilustraciones pastillas de freno



Maßstab - scale - scala - échelle - escala 1:2

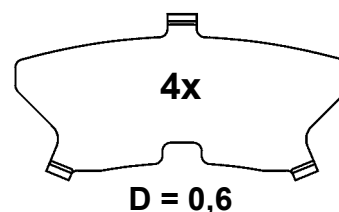
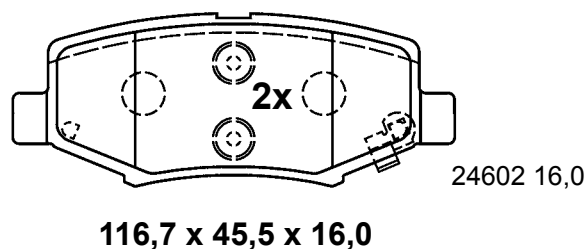
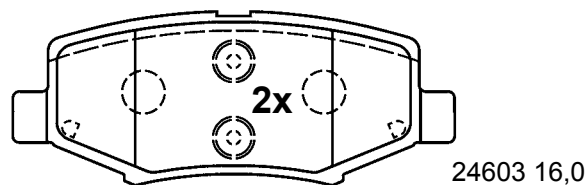
13.0460-5627.2 605627

MAZDA



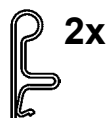
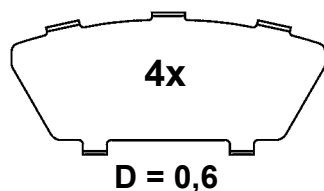
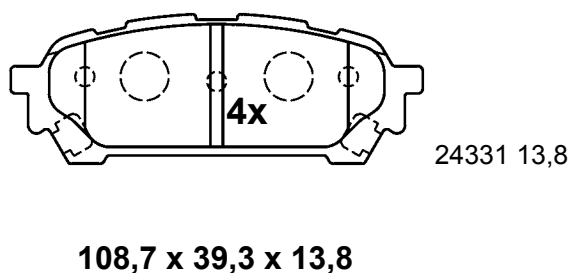
13.0460-5629.2 605629

JEEP



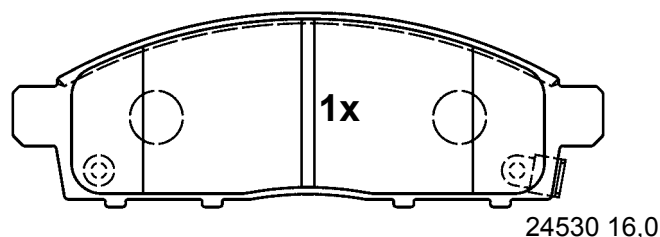
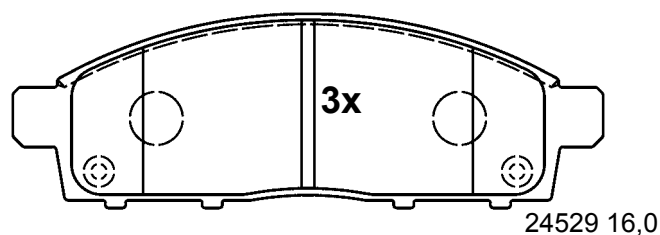
13.0460-5628.2 605628

SUBARU



13.0460-5631.2 605631

MITSUBISHI

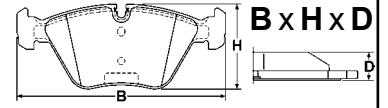


155,4 x 50,9 x 16,0

Abbildungen Scheibenbremsbeläge

Illustrations disc brake pads - Illustrazioni pastiglie freno -

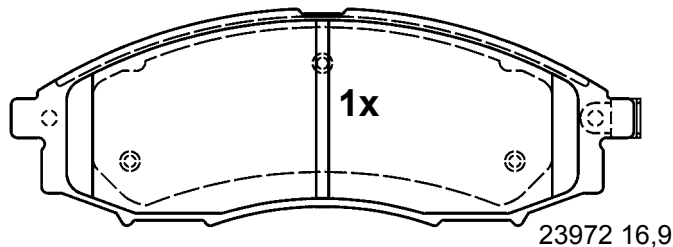
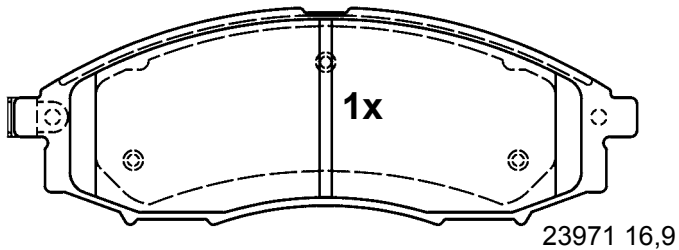
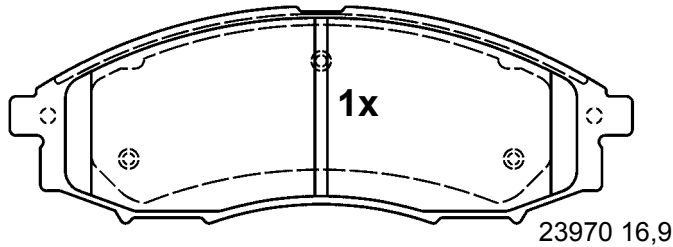
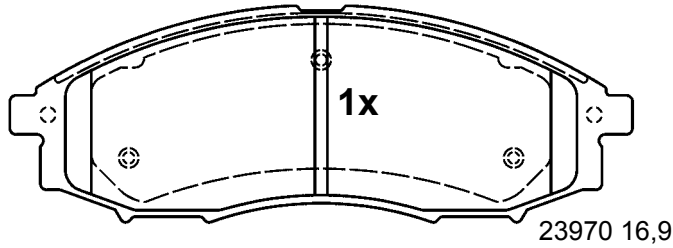
Illustrations plaquettes de frein - Ilustraciones pastillas de freno



Maßstab - scale - scala - échelle - escala 1:2

13.0460-5632.2 605632

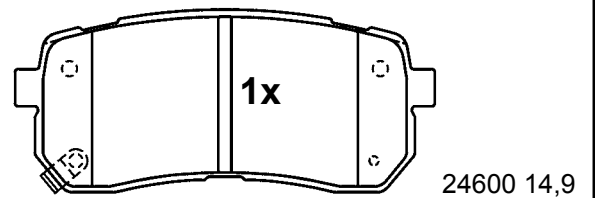
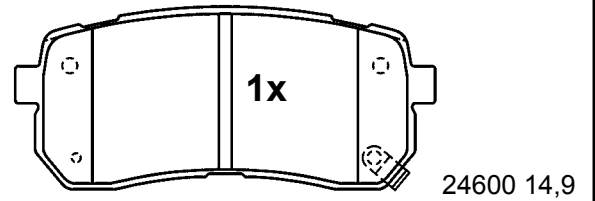
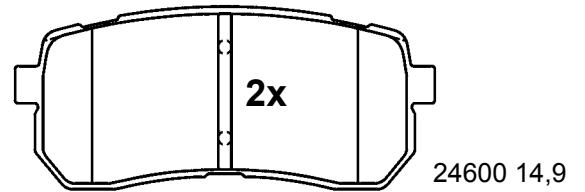
 NISSAN



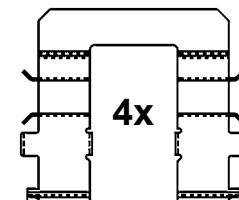
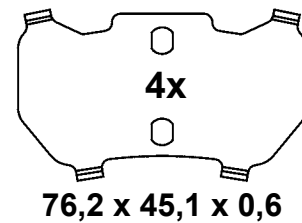
164,2 x 56,7 x 16,9

13.0460-5636.2 605636

 HYUNDAI



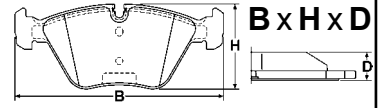
110,6 x 47,7 x 14,9



Abbildungen Scheibenbremsbeläge

Illustrations disc brake pads - Illustrazioni pastiglie freno -

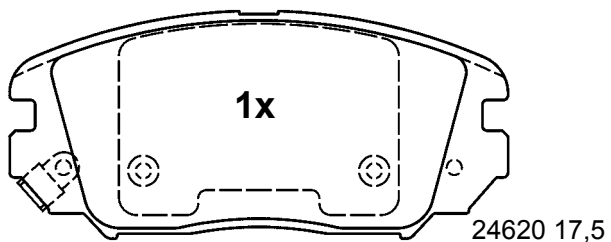
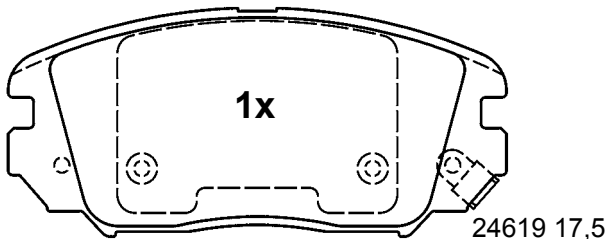
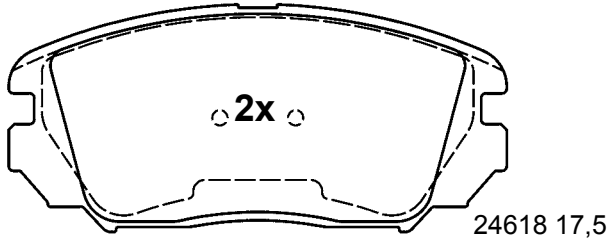
Illustrations plaquettes de frein - Ilustraciones pastillas de freno



Maßstab - scale - scala - échelle - escala 1:2

13.0460-5639.2 605639

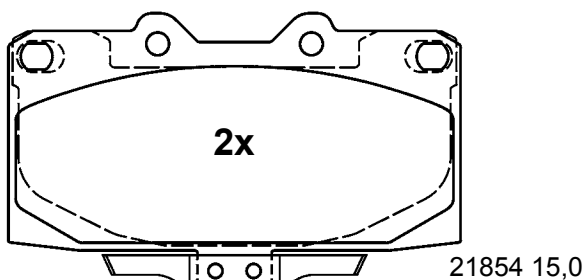
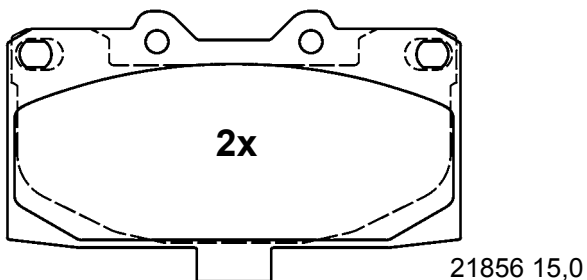
HYUNDAI



131,3 x 59,9 x 17,5

13.0460-5640.2 605640

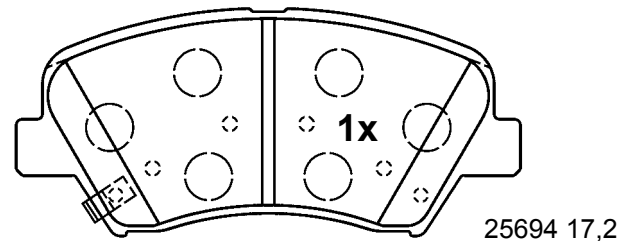
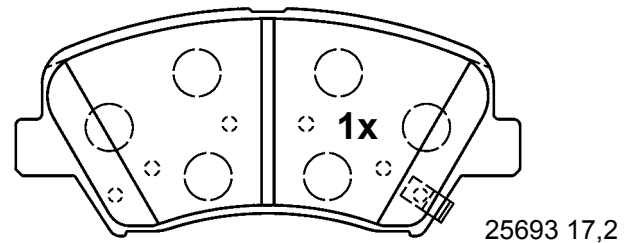
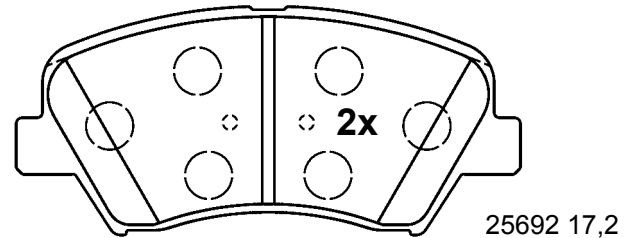
SUBARU



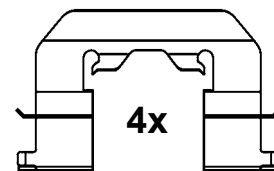
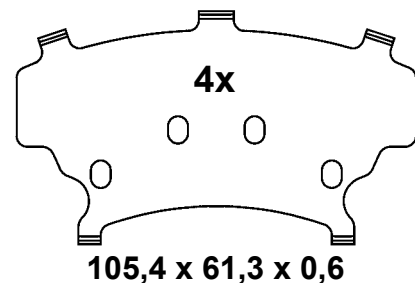
119,3 x 71,2 x 15,0

13.0460-5645.2 605645

HYUNDAI



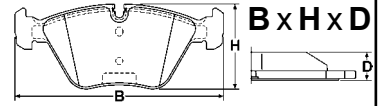
132,9 x 60,0 x 17,2



Abbildungen Scheibenbremsbeläge

Illustrations disc brake pads - Illustrazioni pastiglie freno -

Illustrations plaquettes de frein - Ilustraciones pastillas de freno



Maßstab - scale - scala - échelle - escala 1:2

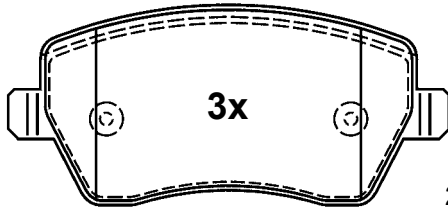
13.0460-5700.2 605700



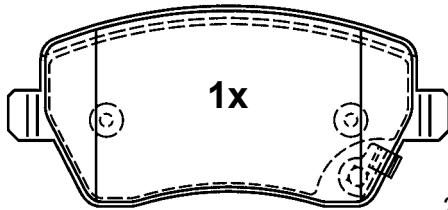
OPEL, SUZUKI, VAUXHALL



LUC



23973 17,0



24403 17,0



116,3 x 52,4 x 17,0

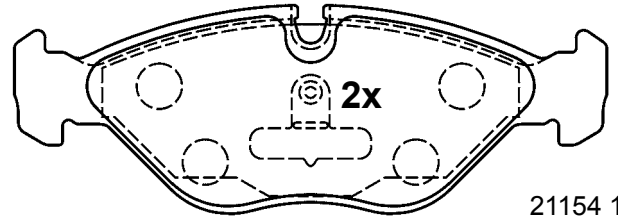
13.0460-5703.2 605703



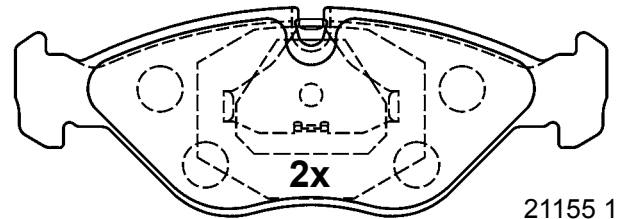
SAAB



ATE



21154 19,5



21155 19,5

156,4 x 54,6 x 19,5

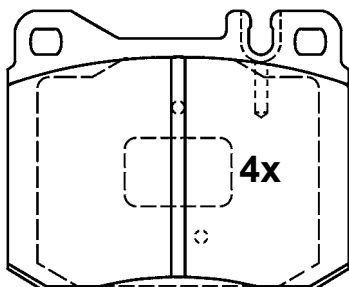
13.0460-5701.2 605701



VOLKSWAGEN



ATE



20392 18,5

89,7 x 73,8 x 18,5

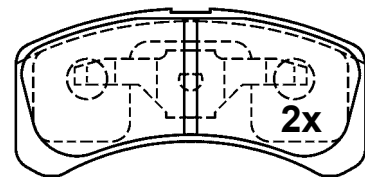
13.0460-5709.2 605709



DAIHATSU

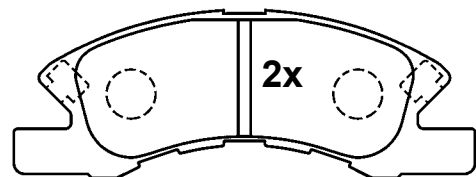


AKE



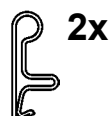
24229 14,8

91,9 x 44,3 x 14,8



24230 15,3

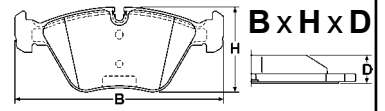
121,9 x 44,3 x 15,3



Abbildungen Scheibenbremsbeläge

Illustrations disc brake pads - Illustrazioni pastiglie freno -

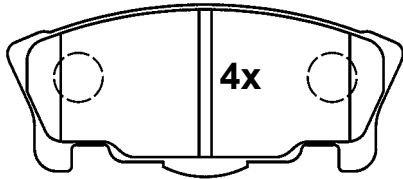
Illustrations plaquettes de frein - Ilustraciones pastillas de freno



Maßstab - scale - scala - échelle - escala 1:2

13.0460-5710.2 605710

DAIHATSU

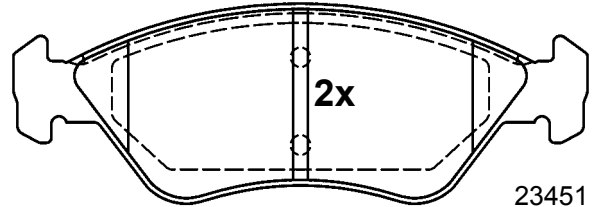


23783 14,0

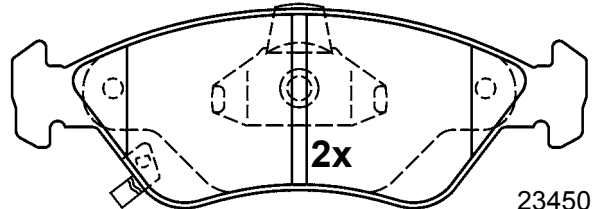
104,6 x 45,1 x 14,0

13.0460-5712.2 605712

KIA



23451 17,5

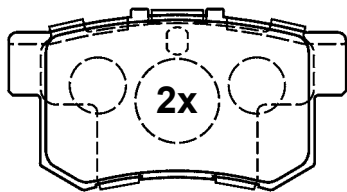


23450 17,5

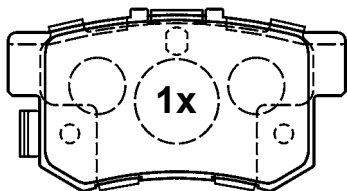
151,4 x 52,4 x 17,5

13.0460-5711.2 605711

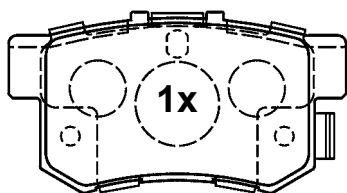
HONDA



23736 15,0



23652 15,0

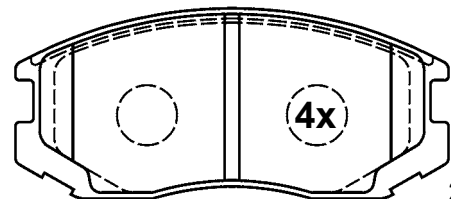


23653 15,0

88,8 x 47,5 x 15,0

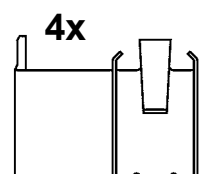
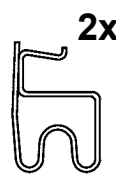
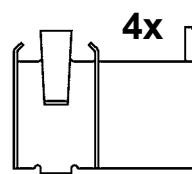
13.0460-5713.2 605713

DAIHATSU



21650 15,5

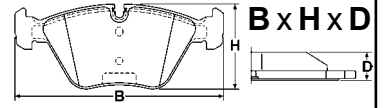
114,1 x 50,0 x 15,5



Abbildungen Scheibenbremsbeläge

Illustrations disc brake pads - Illustrazioni pastiglie freno -

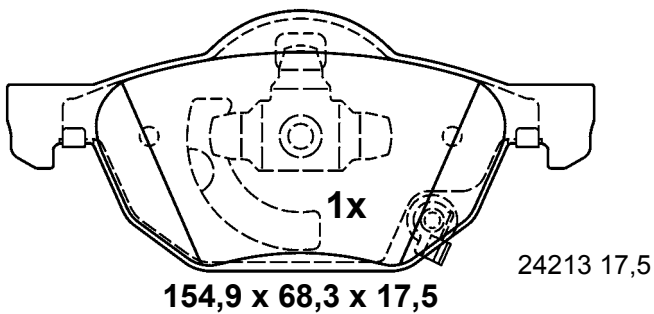
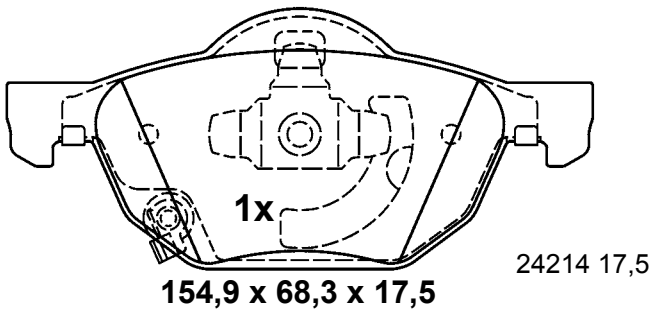
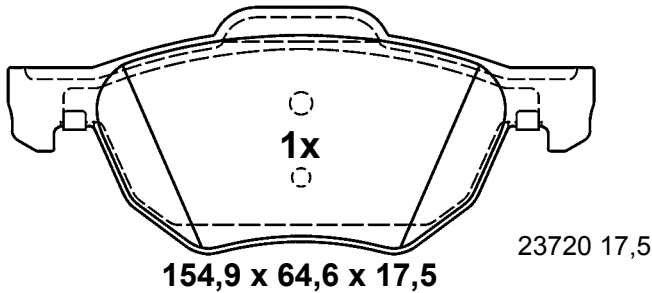
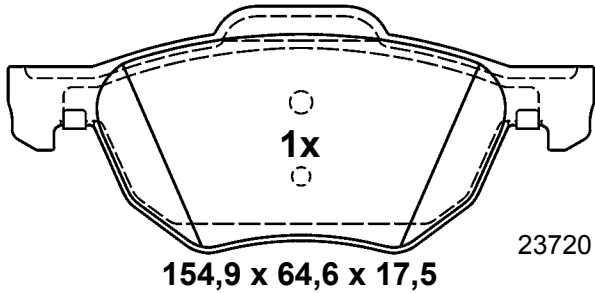
Illustrations plaquettes de frein - Ilustraciones pastillas de freno



Maßstab - scale - scala - échelle - escala 1:2

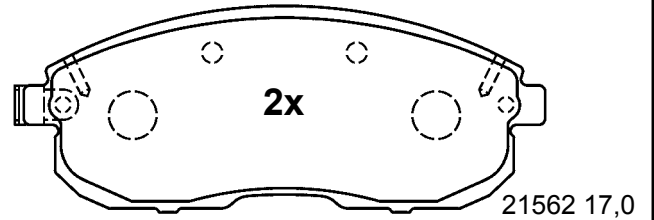
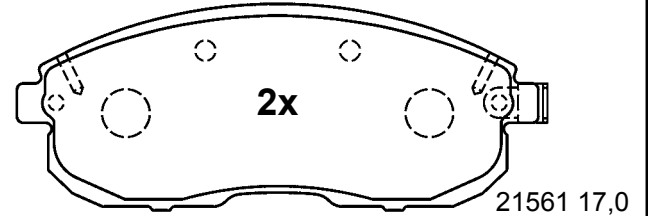
13.0460-5714.2 605714

HONDA

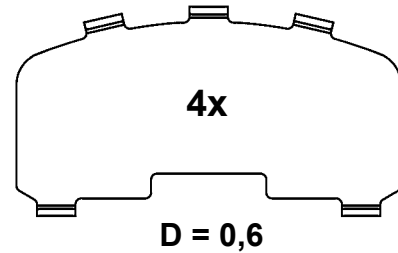


13.0460-5716.2 605716

NISSAN, RENAULT, SUZUKI

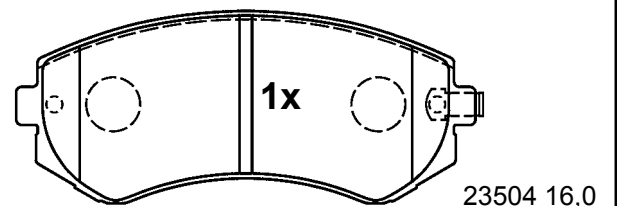
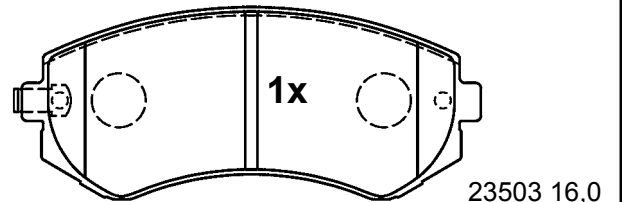
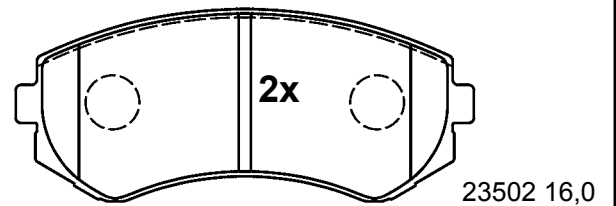


137,3 x 54,4 x 17,0



13.0460-5717.2 605717

NISSAN

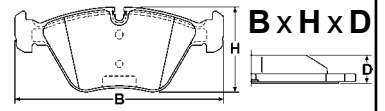


121,0 x 50,5 x 16,0

Abbildungen Scheibenbremsbeläge

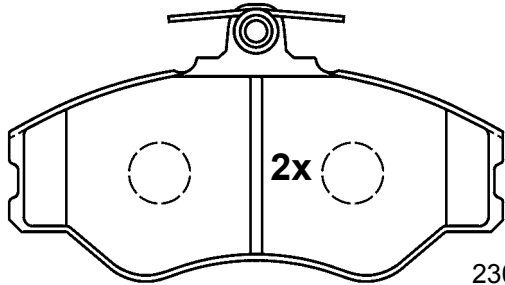
Illustrations disc brake pads - Illustrazioni pastiglie freno -

Illustrations plaquettes de frein - Ilustraciones pastillas de freno

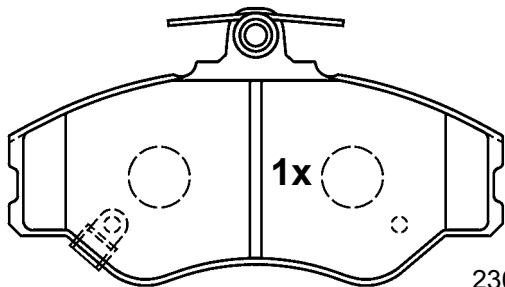


Maßstab - scale - scala - échelle - escala 1:2

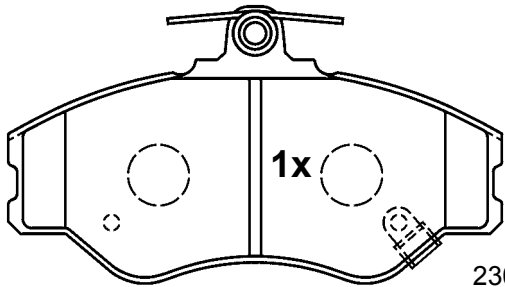
13.0460-5718.2 605718



23081 18,0



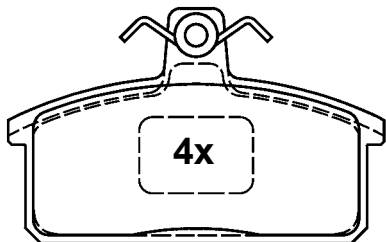
23082 18,0



23083 18,0

129,9 x 72,8 x 18,0

13.0460-5720.2 605720



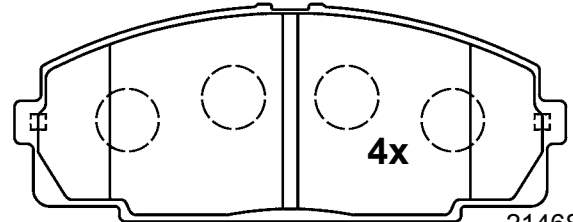
20708 14,5

98,9 x 61,5 x 14,5



M8x21

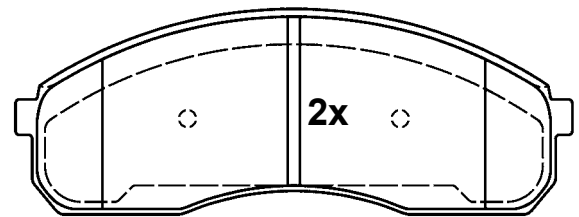
13.0460-5722.2 605722



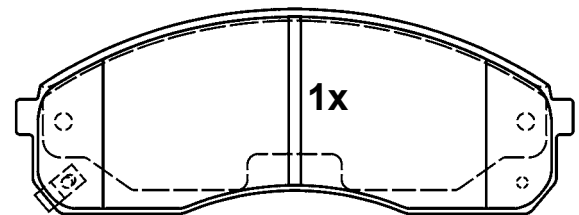
21468 15,5

145,4 x 57,0 x 15,5

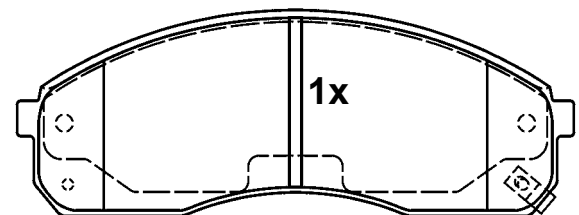
13.0460-5725.2 605725



23649 17,2



23650 17,2



23651 17,2

154,0 x 56,5 x 17,2

Abbildungen Scheibenbremsbeläge

Illustrations disc brake pads - Illustrazioni pastiglie freno -

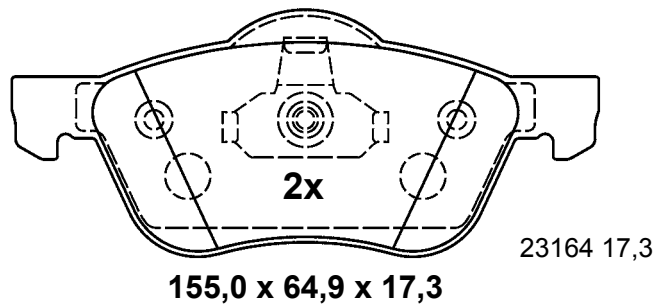
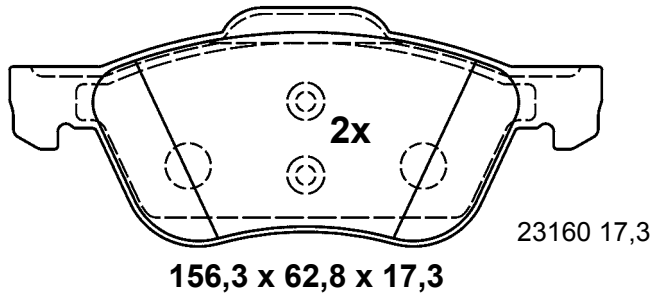
Illustrations plaquettes de frein - Ilustraciones pastillas de freno



Maßstab - scale - scala - échelle - escala 1:2

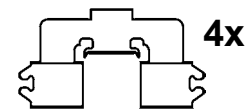
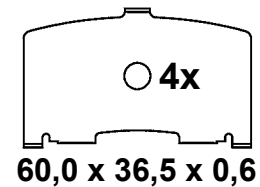
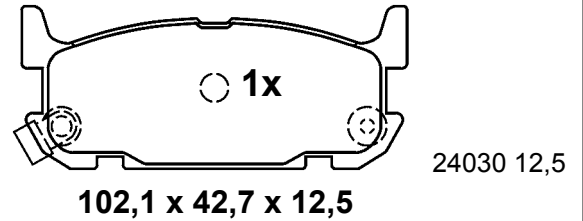
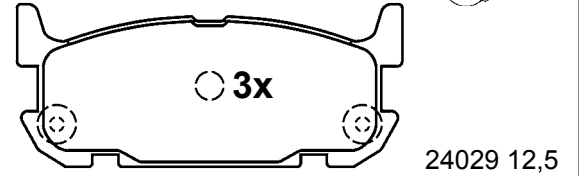
13.0460-5727.2 605727

NISSAN



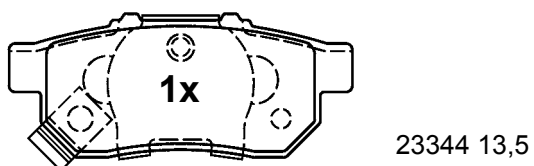
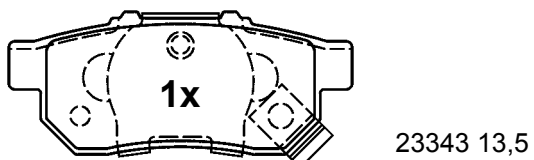
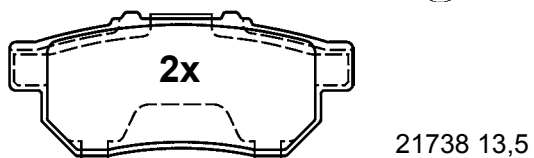
13.0460-5732.2 605732

MAZDA



13.0460-5731.2 605731

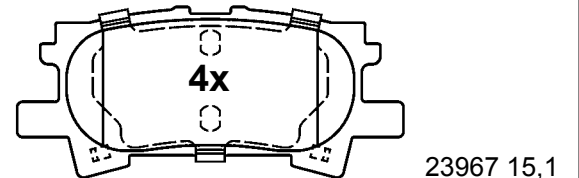
HONDA



88,8 x 37,6 x 13,5

13.0460-5734.2 605734

LEXUS

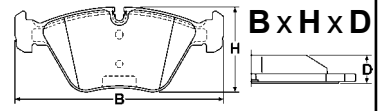


101,8 x 44,0 x 15,1

Abbildungen Scheibenbremsbeläge

Illustrations disc brake pads - Illustrazioni pastiglie freno -

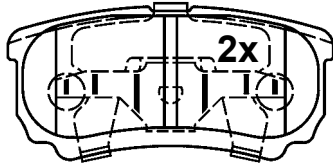
Illustrations plaquettes de frein - Ilustraciones pastillas de freno



Maßstab - scale - scala - échelle - escala 1:2

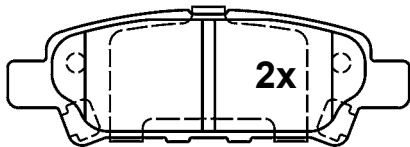
13.0460-5735.2 605735

 CHRYSLER, JEEP, MITSUBISHI



85,5 x 40,1 x 16,0

24014 16,0



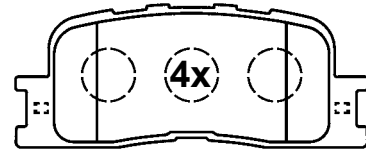
105,9 x 35,7 x 16,0

24015 16,0



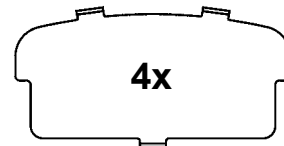
13.0460-5738.2 605738

 LEXUS, TOYOTA



92,6 x 37,7 x 15,1

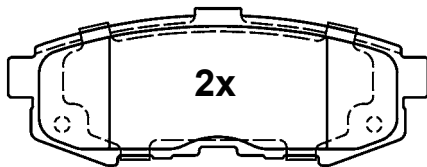
23702 15,1



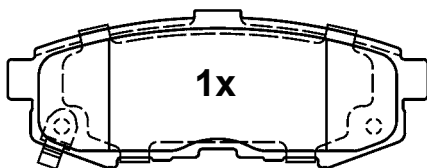
D = 0,6

13.0460-5736.2 605736

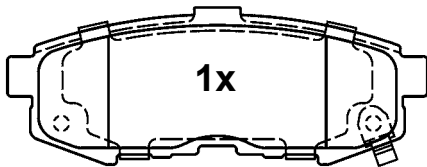
 MAZDA



24215 15,7

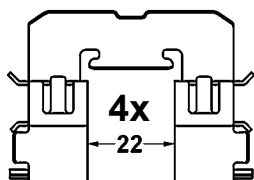


24216 15,7



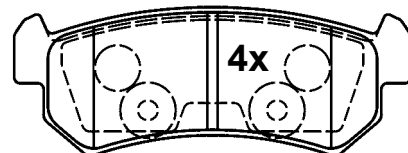
24217 15,7

110,4 x 41,1 x 15,7



13.0460-5739.2 605739

 CHEVROLET, DAEWOO



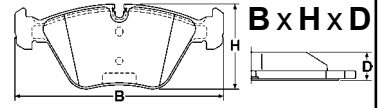
24071 14,9

104,3 x 38,9 x 14,6

Abbildungen Scheibenbremsbeläge

Illustrations disc brake pads - Illustrazioni pastiglie freno -

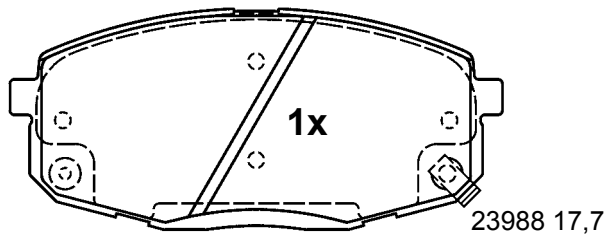
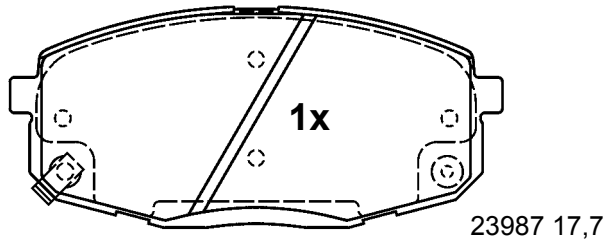
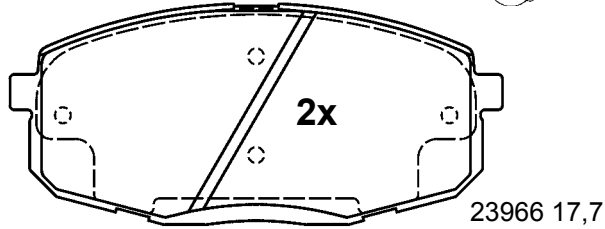
Illustrations plaquettes de frein - Ilustraciones pastillas de freno



Maßstab - scale - scala - échelle - escala 1:2

13.0460-5742.2 605742

HYUNDAI, KIA



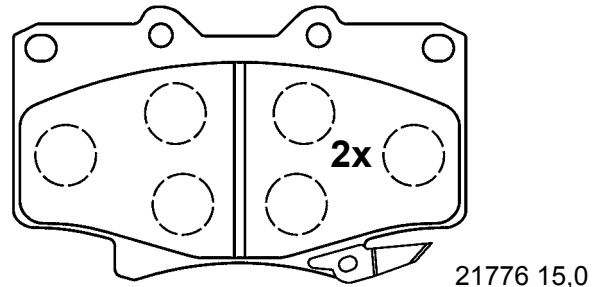
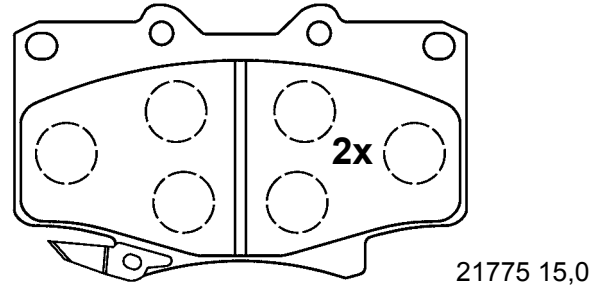
130,0 x 57,9 x 17,7

13.0460-5745.2 605745

TOYOTA



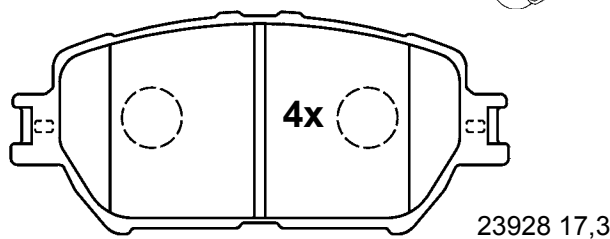
SUM



119,1 x 71,9 x 15,0

13.0460-5743.2 605743

TOYOTA



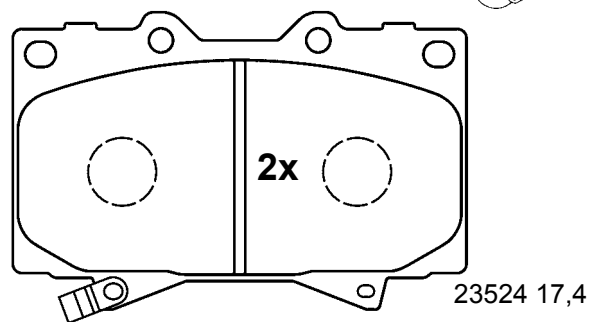
131,4 x 58,5 x 17,3

13.0460-5746.2 605746

LEXUS, TOYOTA

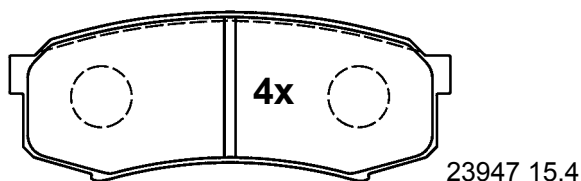


SUM

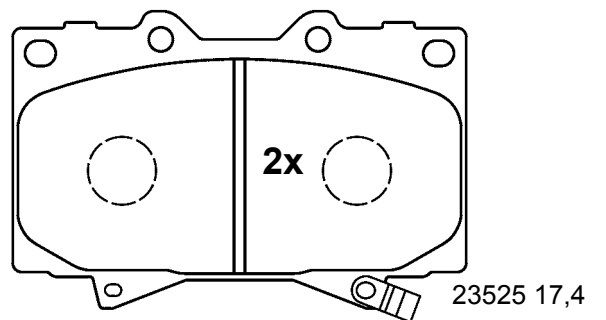


13.0460-5744.2 605744

LEXUS, MITSUBISHI, TOYOTA



116,2 x 44,0 x 15,4

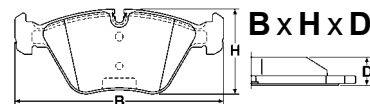


119,3 x 78,0 x 17,4

Abbildungen Scheibenbremsbeläge

Illustrations disc brake pads - Illustrazioni pastiglie freno -

Illustrations plaquettes de frein - Ilustraciones pastillas de freno

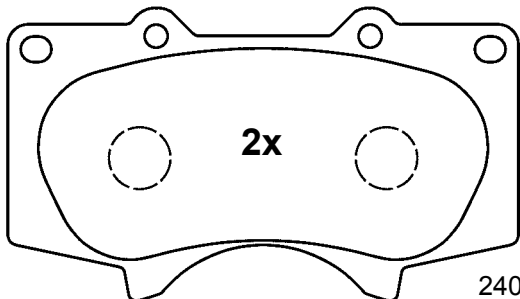


Maßstab - scale - scala - échelle - escala 1:2

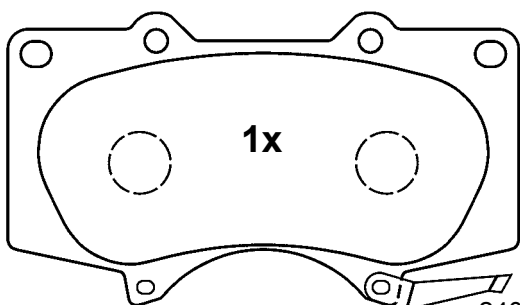
13.0460-5747.2 605747



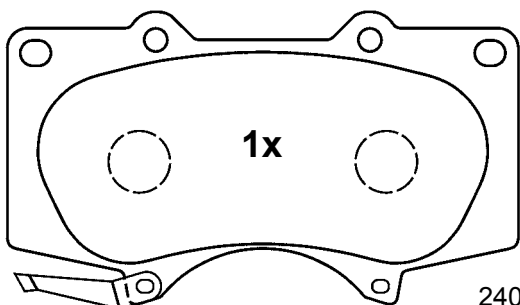
LEXUS, MITSUBISHI, TOYOTA



24024 17,0



24026 17,0



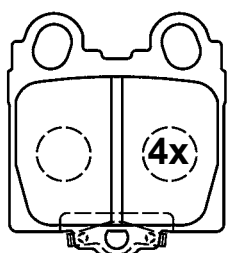
24025 17,0

134,2 x 76,9 x 17,0

13.0460-5748.2 605748



LEXUS



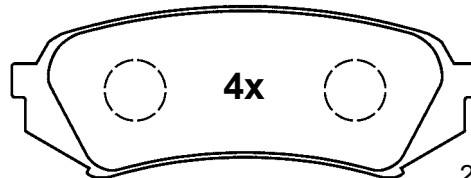
23429 15,5

57,2 x 63,8 x 15,5

13.0460-5749.2 605749



LEXUS, TOYOTA



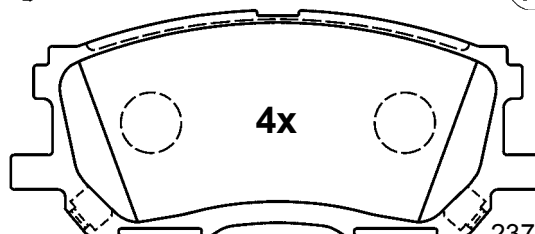
23539 17,3

123,0 x 45,1 x 17,3

13.0460-5750.2 605750



LEXUS



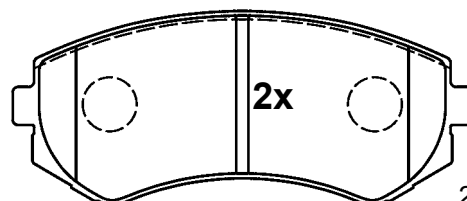
23734 16,8

140,8 x 59,5 x 16,8

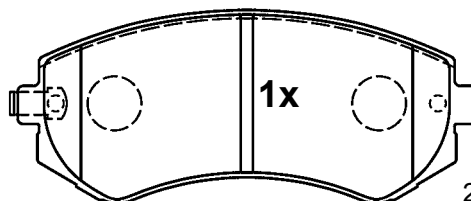
13.0460-5751.2 605751



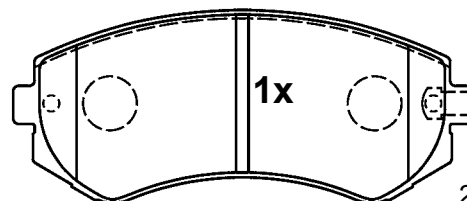
NISSAN



23502 16,0



23503 16,0



23504 16,0

121,0 x 50,5 x 16,0

Abbildungen Scheibenbremsbeläge

Illustrations disc brake pads - Illustrazioni pastiglie freno -

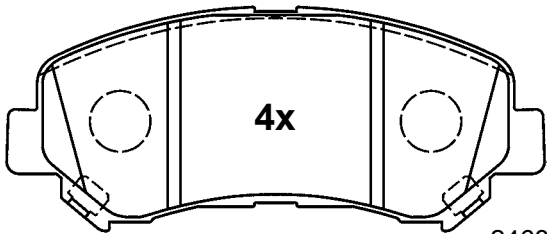
Illustrations plaquettes de frein - Ilustraciones pastillas de freno



Maßstab - scale - scala - échelle - escala 1:2

13.0460-5752.2 605752

NISSAN

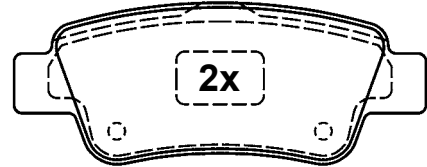


24632 17,0

142,0 x 59,0 x 17,0

13.0460-5754.2 605754

HONDA



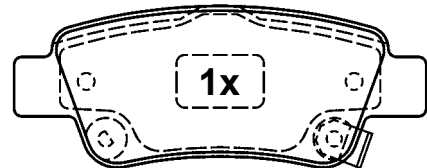
24635 16,6

4x

108,8 x 42,2 x 16,6



4x

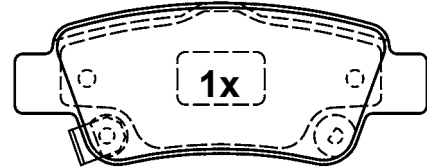


24636 16,9

108,8 x 42,2 x 16,9



2x



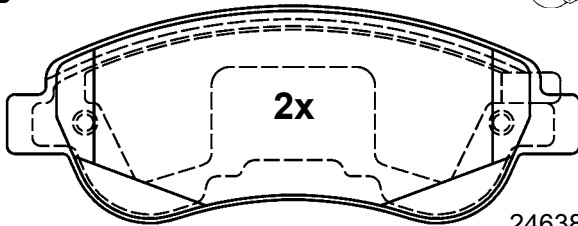
24637 16,9

108,8 x 42,2 x 16,9



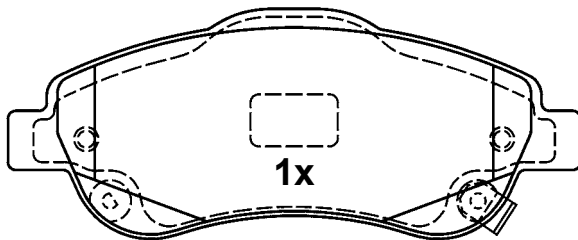
13.0460-5753.2 605753

HONDA



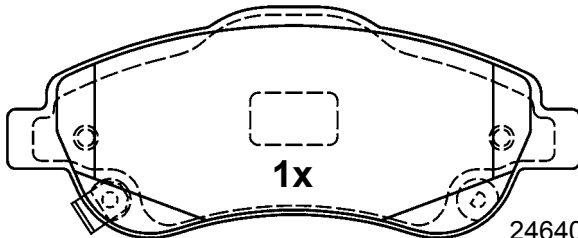
24638 20,0

151,1 x 57,0 x 20,0



24639 19,3

151,1 x 60,5 x 19,3



24640 19,3

151,1 x 60,5 x 19,3

2x



4x



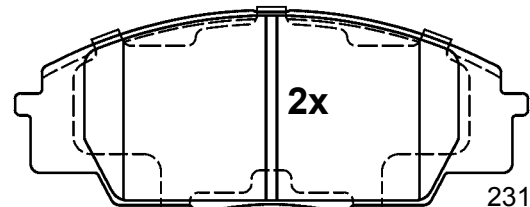
4x

13.0460-5755.2 605755

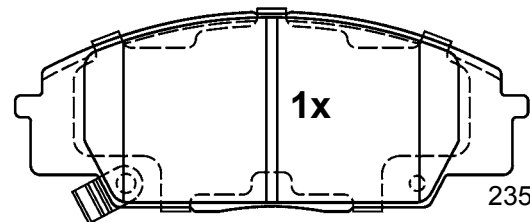
HONDA



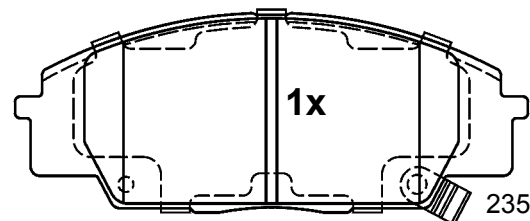
SUM



23178 16,6



23530 16,6



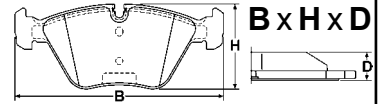
23531 16,6

135,3 x 52,4 x 16,6

Abbildungen Scheibenbremsbeläge

Illustrations disc brake pads - Illustrazioni pastiglie freno -

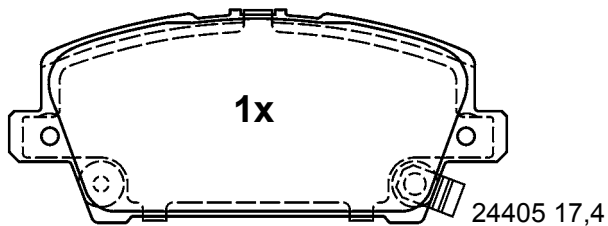
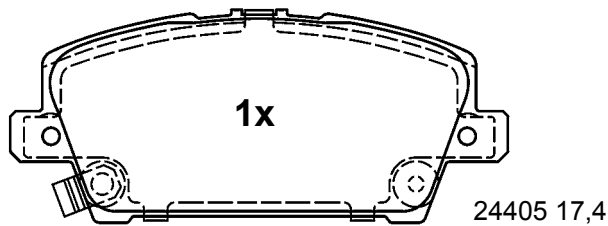
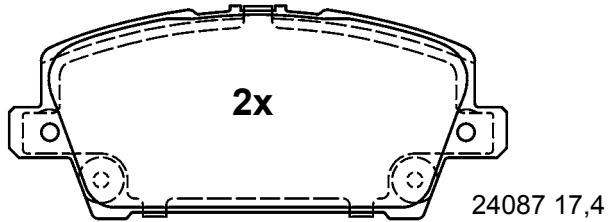
Illustrations plaquettes de frein - Ilustraciones pastillas de freno



Maßstab - scale - scala - échelle - escala 1:2

13.0460-5756.2 605756

HONDA






131,5 x 55,7 x 17,4



13.0460-5757.2 605757

HONDA

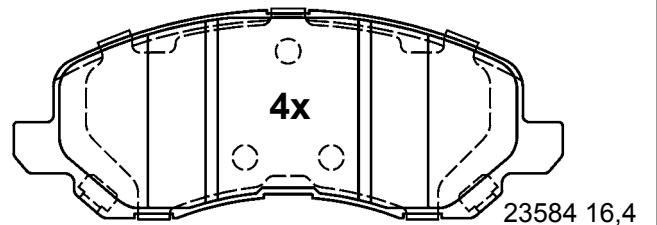


95,7 x 46,2 x 15,8



13.0460-5760.2 605760

CHRYSLER, CITROEN, JEEP,
LANCIA, MITSUBISHI, PEUGEOT



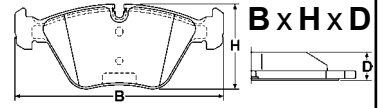
144,8 x 54,9 x 16,4



Abbildungen Scheibenbremsbeläge

Illustrations disc brake pads - Illustrazioni pastiglie freno -

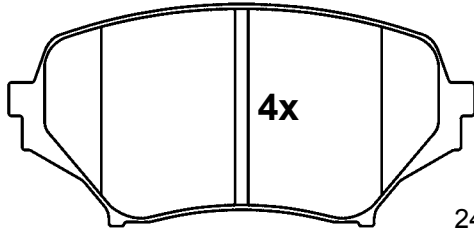
Illustrations plaquettes de frein - Ilustraciones pastillas de freno



Maßstab - scale - scala - échelle - escala 1:2

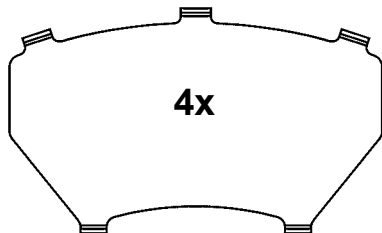
13.0460-5761.2 605761

MAZDA

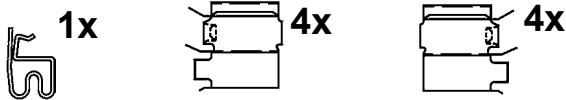


24297 14,4

122,9 x 58,3 x 14,4

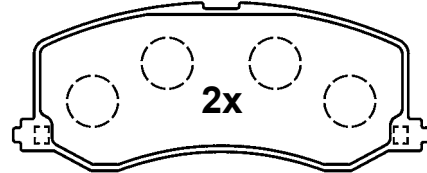


98,0 x 59,2 x 0,6



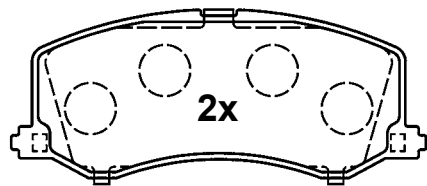
13.0460-5763.2 605763

SUZUKI



21730 14,0

109,2 x 43,8 x 14,0



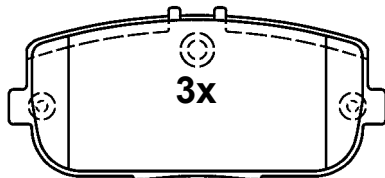
21730 14,9

109,2 x 43,8 x 14,9

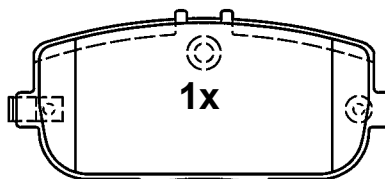


13.0460-5762.2 605762

MAZDA

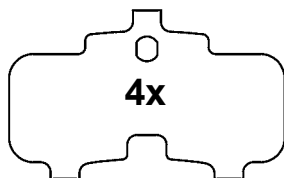


24298 14,0

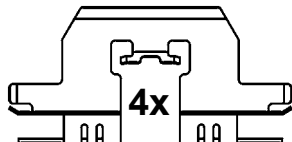


24299 14,0

99,2 x 45,0 x 14,0



72,6 x 44,3 x 0,6

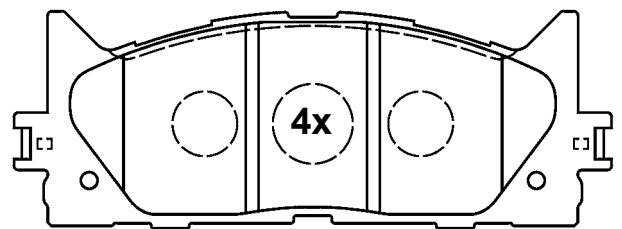


13.0460-5764.2 605764

LEXUS, TOYOTA



AKE



24350 17,3

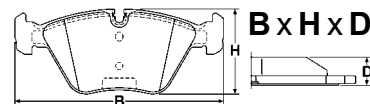
157,6 x 57,0 x 17,3



Abbildungen Scheibenbremsbeläge

Illustrations disc brake pads - Illustrazioni pastiglie freno -

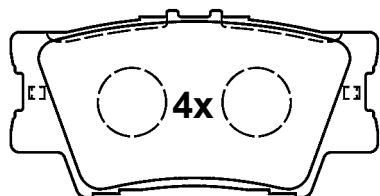
Illustrations plaquettes de frein - Ilustraciones pastillas de freno



Maßstab - scale - scala - échelle - escala 1:2

13.0460-5765.2 605765

LEXUS, TOYOTA

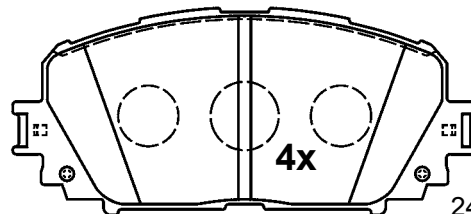


24338 15,5

96,6 x 49,2 x 15,5

13.0460-5768.2 605768

TOYOTA

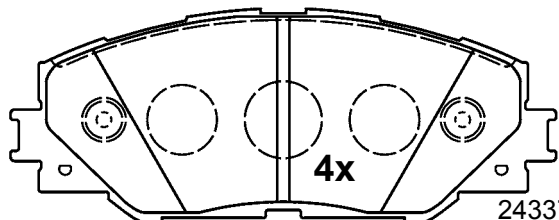


24347 17,5

122,7 x 54,0 x 17,5

13.0460-5766.2 605766

TOYOTA

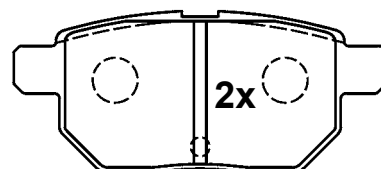


24337 17,5

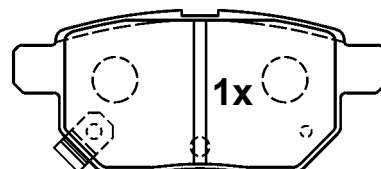
146,4 x 56,8 x 17,5

13.0460-5769.2 605769

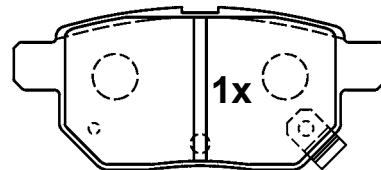
LEXUS, SUBARU, TOYOTA



24612 15,0



24610 15,0

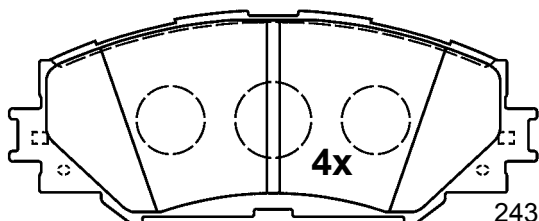


24611 15,0

98,5 x 42,4 x 15,0

13.0460-5767.2 605767

LEXUS, SUBARU, TOYOTA

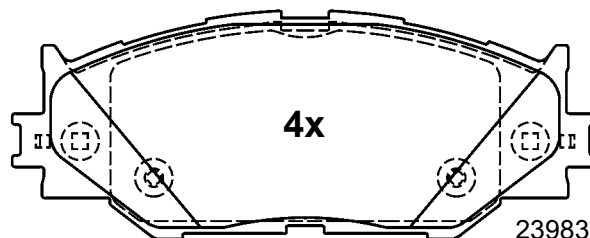


24336 17,5

139,0 x 56,1 x 17,5

13.0460-5770.2 605770

LEXUS



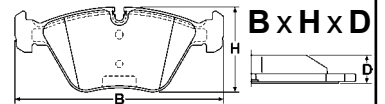
23983 17,0

154,6 x 59,5 x 17,0

Abbildungen Scheibenbremsbeläge

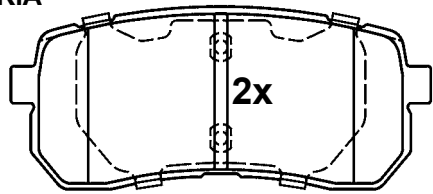
Illustrations disc brake pads - Illustrazioni pastiglie freno -

Illustrations plaquettes de frein - Ilustraciones pastillas de freno



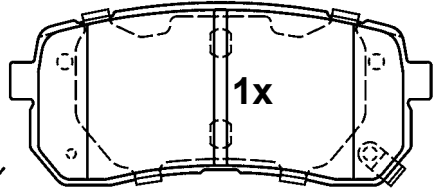
Maßstab - scale - scala - échelle - escala 1:2

13.0460-5771.2 605771



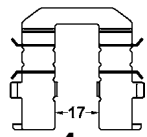
2x

24600 14,9

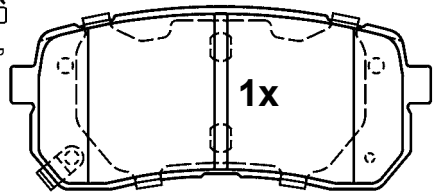


1x

24599 14,9



4x



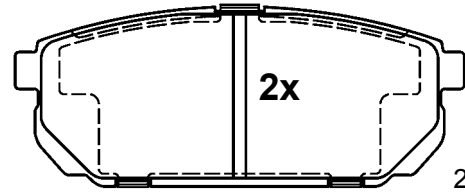
1x

24686 14,9

110,6 x 47,7 x 14,9

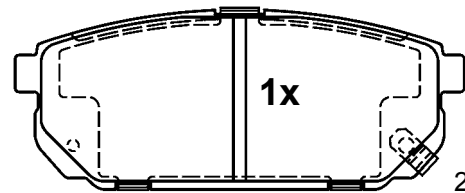


13.0460-5773.2 605773



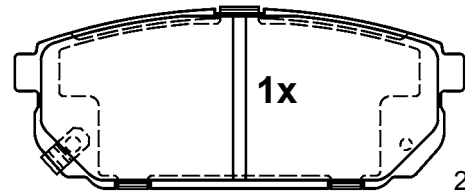
2x

24092 17,1



1x

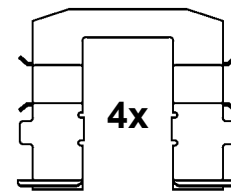
24178 17,1



1x

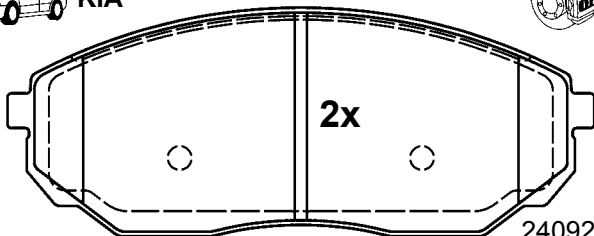
24179 17,1

154,8 x 60,1 x 17,1



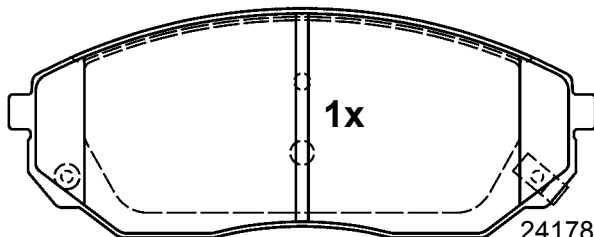
4x

13.0460-5772.2 605772



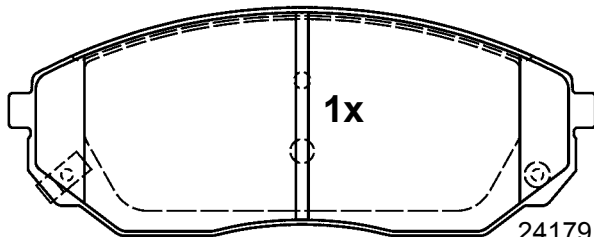
2x

24092 17,1



1x

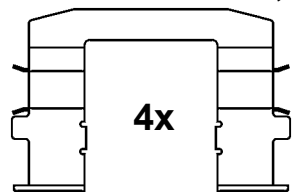
24178 17,1



1x

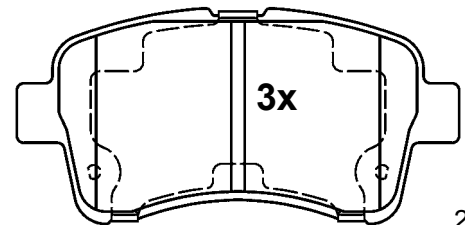
24179 17,1

154,8 x 60,1 x 17,1



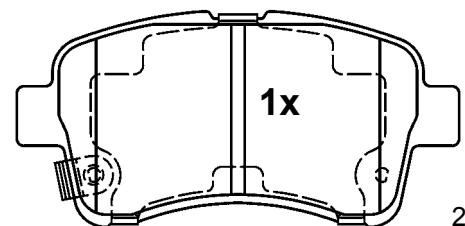
4x

13.0460-5774.2 605774



3x

24830 16,1



1x

24831 16,1

116,6 x 56,0 x 16,1

Abbildungen Scheibenbremsbeläge

Illustrations disc brake pads - Illustrazioni pastiglie freno -

Illustrations plaquettes de frein - Ilustraciones pastillas de freno

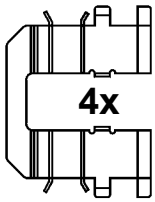
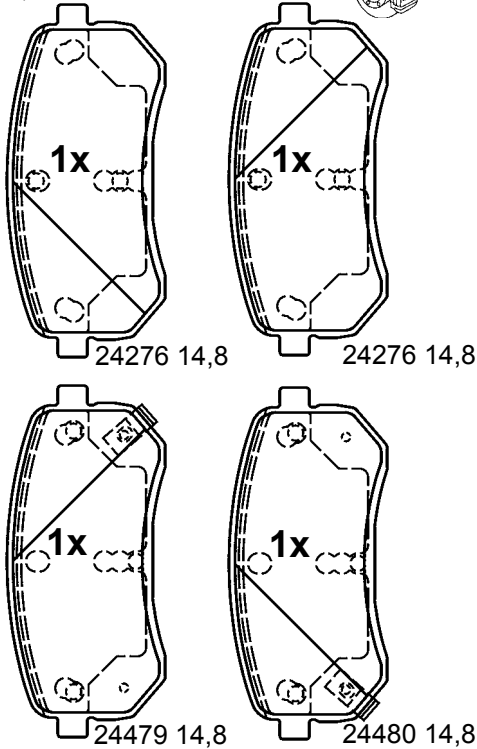


Maßstab - scale - scala - échelle - escala 1:2

13.0460-5775.2 605775



HYUNDAI, KIA

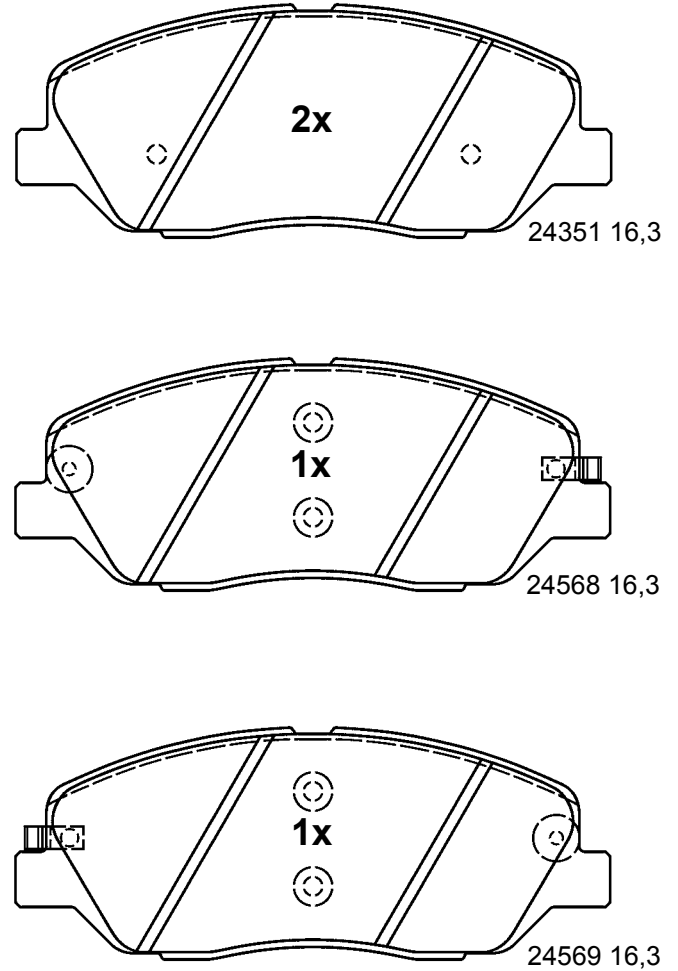


92,4 x 41,0 x 14,8

13.0460-5777.2 605777



HYUNDAI, KIA

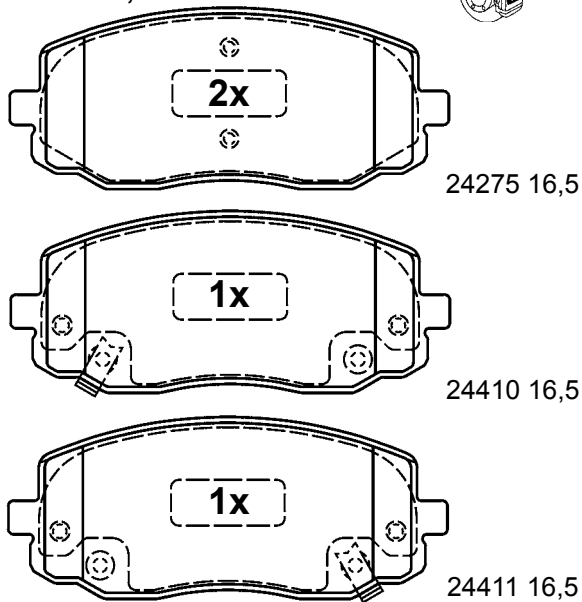


156,7 x 60,9 x 16,3

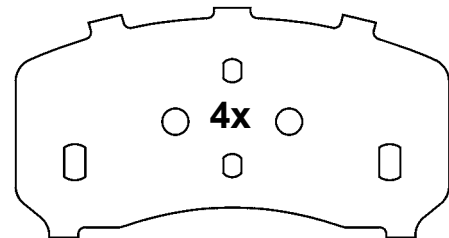

13.0460-5776.2 605776



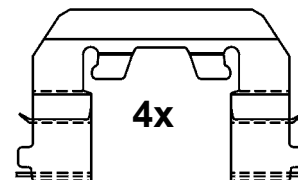
HYUNDAI, KIA



115,9 x 47,3 x 16,5



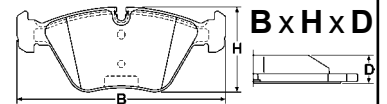
114,3 x 60,5 x 0,6



Abbildungen Scheibenbremsbeläge

Illustrations disc brake pads - Illustrazioni pastiglie freno -

Illustrations plaquettes de frein - Ilustraciones pastillas de freno



Maßstab - scale - scala - échelle - escala 1:2

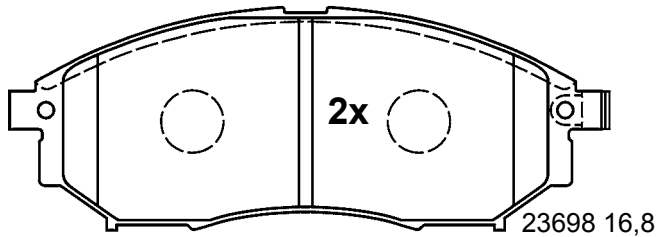
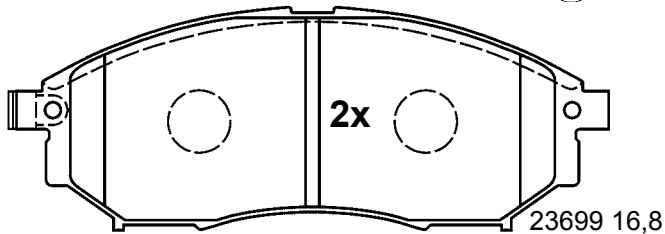
13.0460-5778.2 605778



NISSAN, RENAULT



SUM

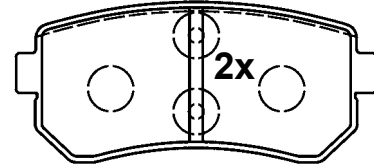


157,0 x 58,5 x 16,8

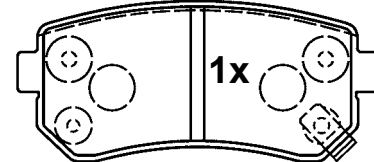
13.0460-5780.2 605780



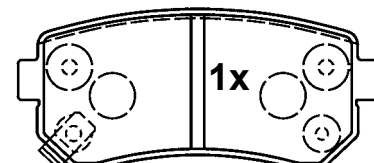
HYUNDAI, KIA



24320 15,3

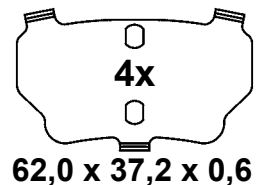
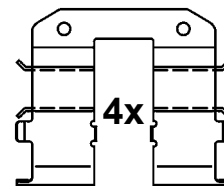


24321 15,3



24322 15,3

93,1 x 41,0 x 15,3

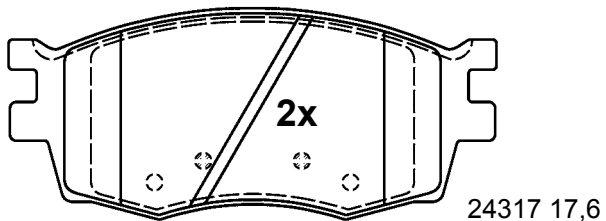


62,0 x 37,2 x 0,6

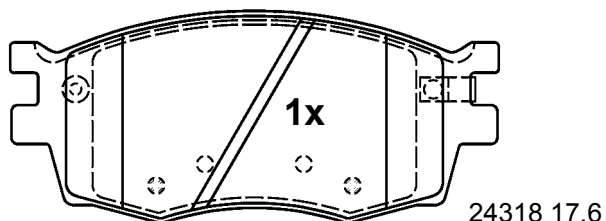
13.0460-5779.2 605779



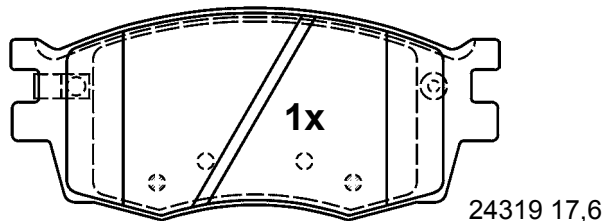
HYUNDAI, KIA



24317 17,6



24318 17,6



24319 17,6

129,6 x 55,9 x 17,6

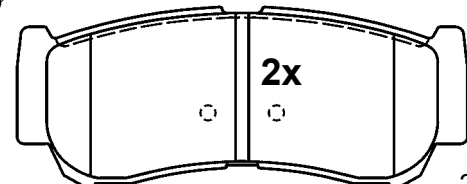


4x

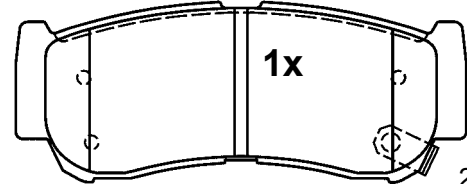
13.0460-5782.2 605782



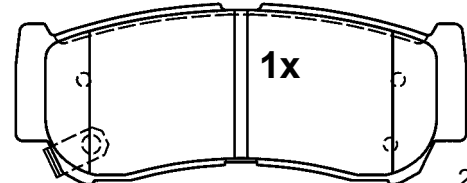
HYUNDAI



24488 14,9

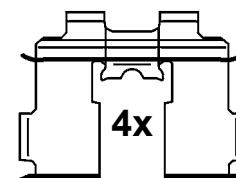


24489 14,9

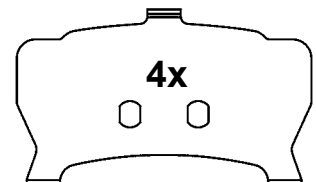


24490 14,9

118,6 x 47,0 x 14,9



4x

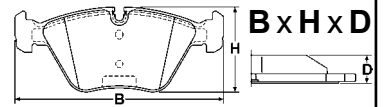


77,7 x 46,9 x 0,6

Abbildungen Scheibenbremsbeläge

Illustrations disc brake pads - Illustrazioni pastiglie freno -

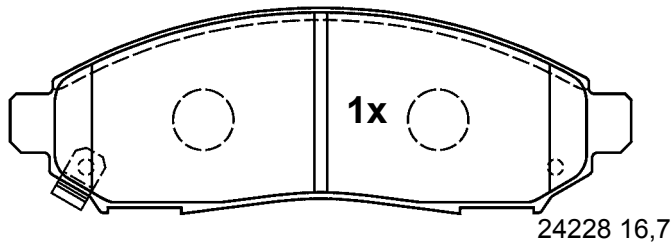
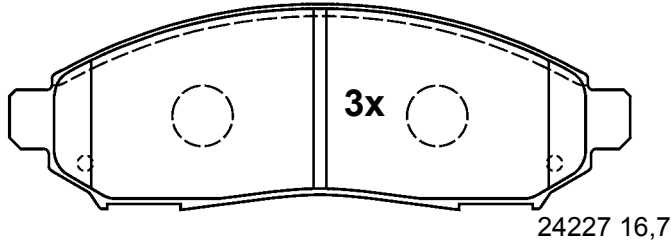
Illustrations plaquettes de frein - Ilustraciones pastillas de freno



Maßstab - scale - scala - échelle - escala 1:2

13.0460-5783.2 605783

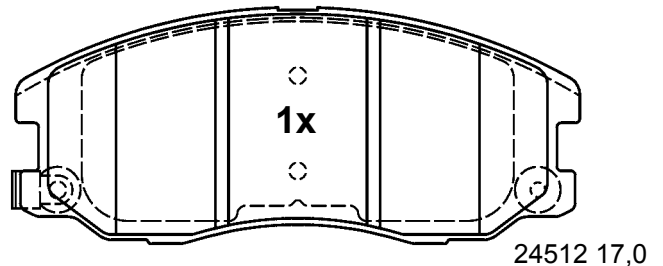
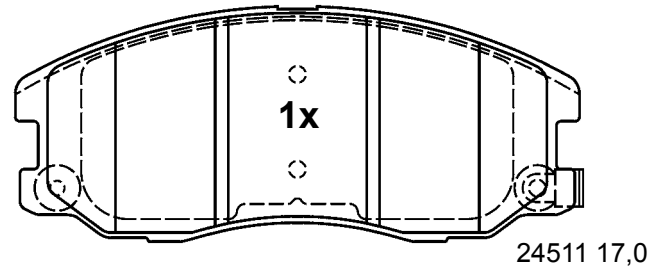
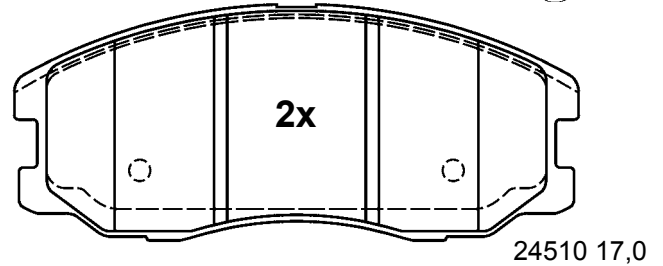
NISSAN



163,7 x 54,2 x 16,7

13.0460-5785.2 605785

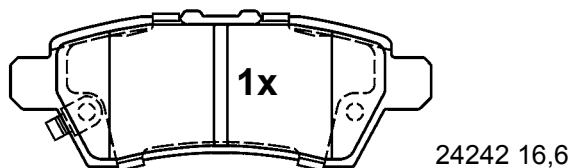
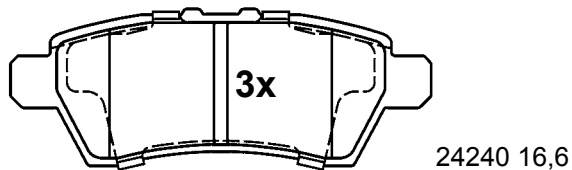
CHEVROLET, OPEL, VAUXHALL



148,9 x 61,9 x 17,0

13.0460-5784.2 605784

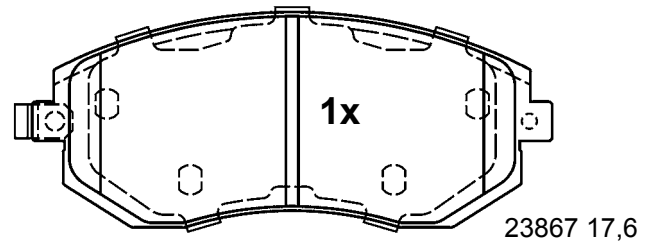
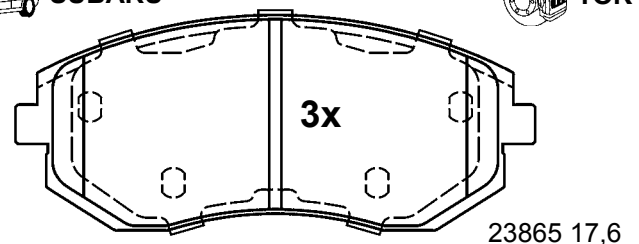
NISSAN



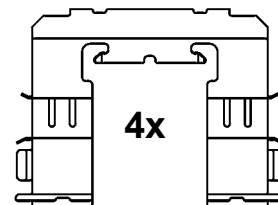
110,6 x 40,8 x 16,6

13.0460-5787.2 605787

SUBARU



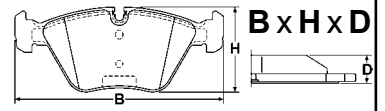
137,0 x 56,8 x 17,6



Abbildungen Scheibenbremsbeläge

Illustrations disc brake pads - Illustrazioni pastiglie freno -

Illustrations plaquettes de frein - Ilustraciones pastillas de freno

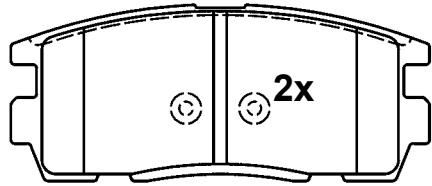


Maßstab - scale - scala - échelle - escala 1:2

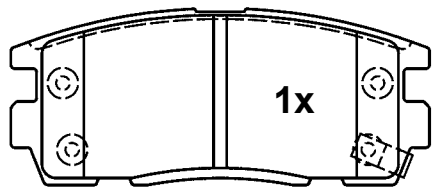
13.0460-5788.2 605788



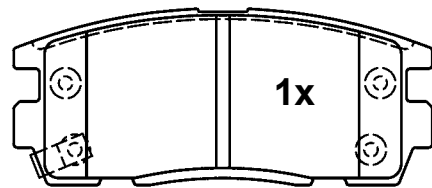
CHEVROLET, OPEL, VAUXHALL



24498 14,7

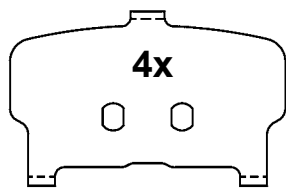


24499 14,7



24500 14,7

110,4 x 46,0 x 14,7

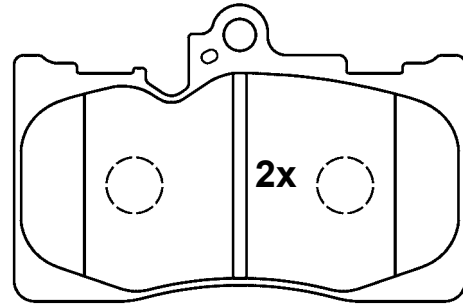


72,6 x 45,7 x 0,6

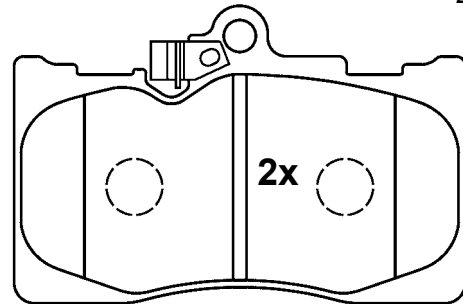
13.0460-5789.2 605789



LEXUS



20325 17,2



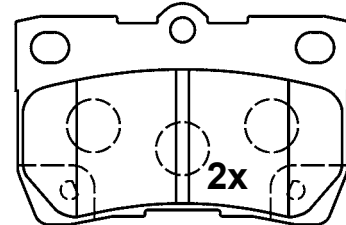
24396 17,2

118,5 x 77,7 x 17,2

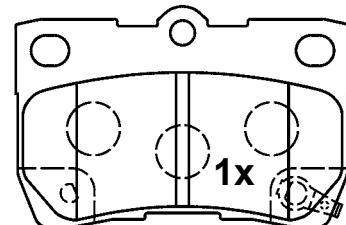
13.0460-5790.2 605790



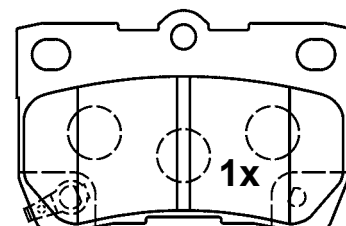
LEXUS



24323 15,5



24324 15,5



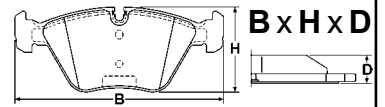
24325 15,5

88,0 x 58,2 x 15,5

Abbildungen Scheibenbremsbeläge

Illustrations disc brake pads - Illustrazioni pastiglie freno -

Illustrations plaquettes de frein - Ilustraciones pastillas de freno



Maßstab - scale - scala - échelle - escala 1:2

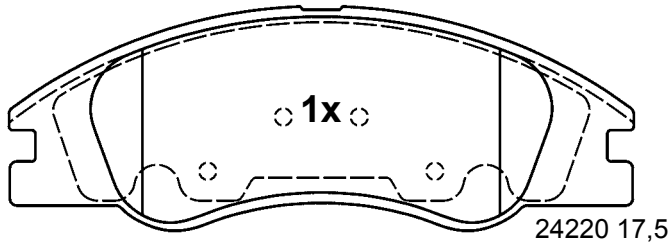
13.0460-5791.2 605791



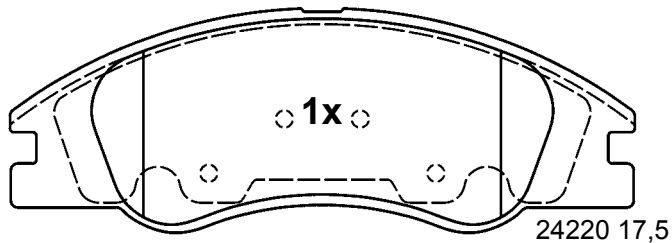
KIA



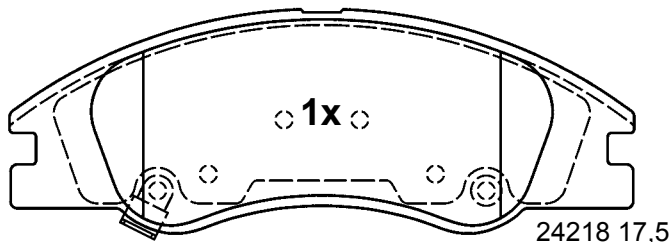
TOK



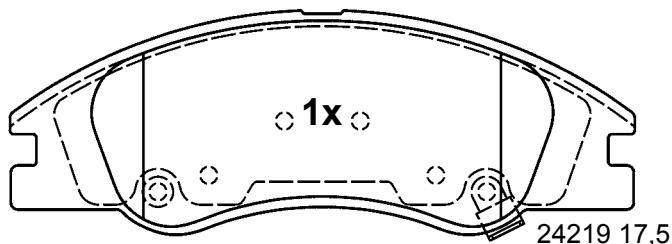
24220 17,5



24220 17,5

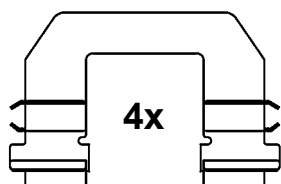


24218 17,5



24219 17,5

164,9 x 59,0 x 17,5

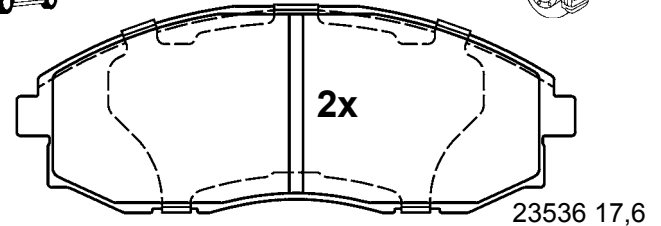


4x

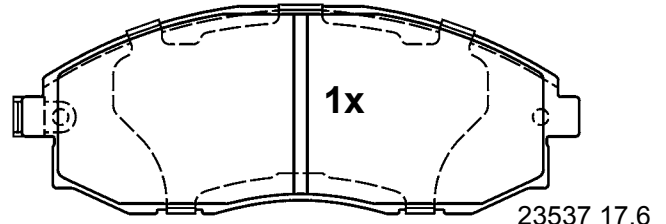
13.0460-5792.2 605792



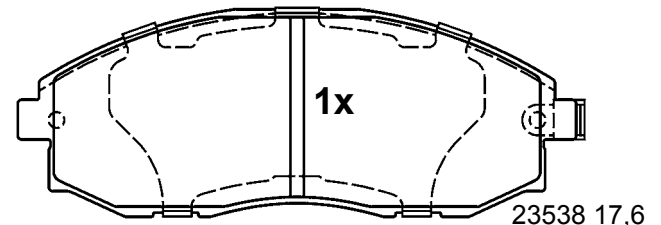
HYUNDAI



23536 17,6

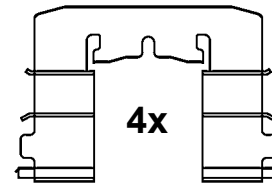


23537 17,6



23538 17,6

147,1 x 53,6 x 17,6



4x

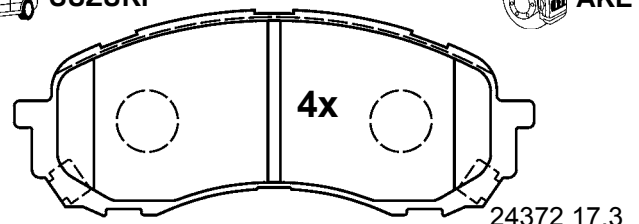
13.0460-5793.2 605793



SUZUKI

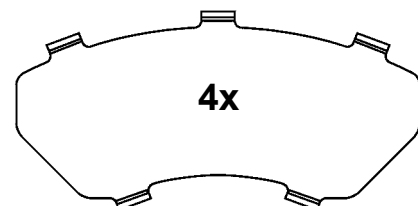


AKE



24372 17,3

137,1 x 54,1 x 17,3

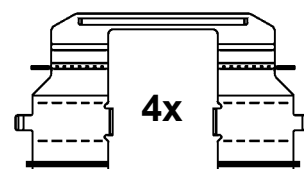


4x

106,7 x 52,1 x 0,6



2x

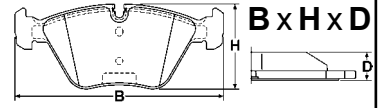


4x

Abbildungen Scheibenbremsbeläge

Illustrations disc brake pads - Illustrazioni pastiglie freno -

Illustrations plaquettes de frein - Ilustraciones pastillas de freno

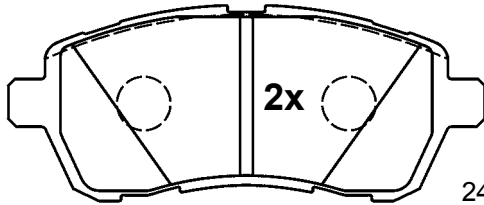


Maßstab - scale - scala - échelle - escala 1:2

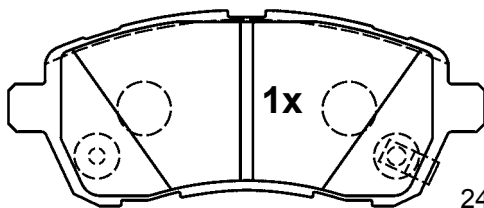
13.0460-5794.2 605794



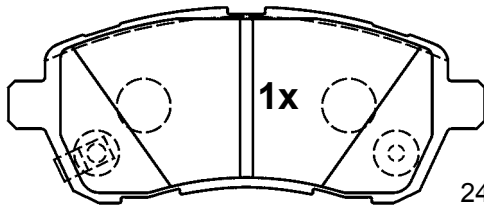
DAIHATSU, FORD, MAZDA,
SUBARU



24283 15,5

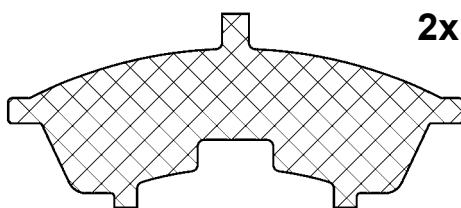


24284 15,5

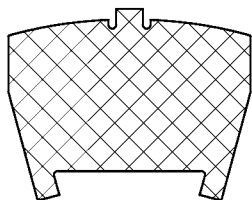


24285 15,5

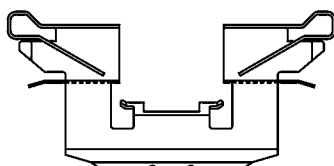
125,4 x 51,4 x 15,5



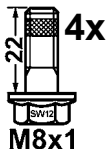
2x



2x



4x

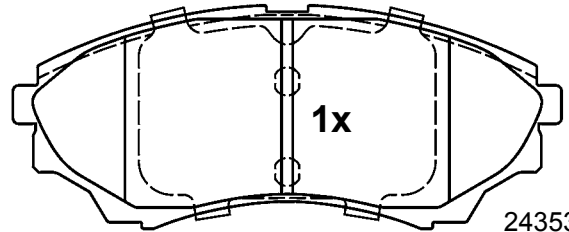


4x
22
SW12
M8x1

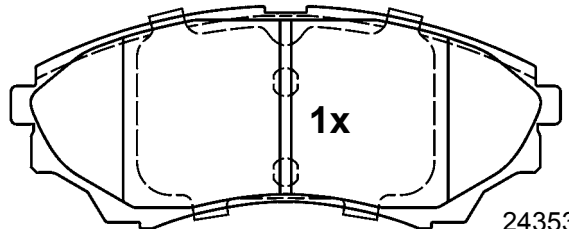
13.0460-5795.2 605795



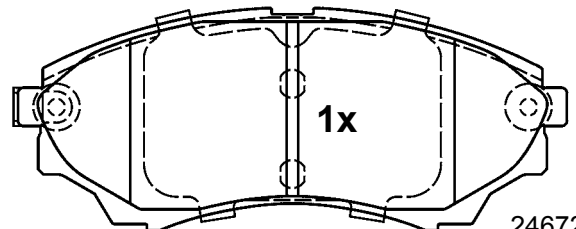
MAZDA



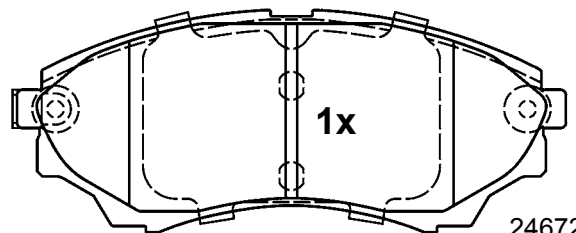
24353 16,0



24353 16,0

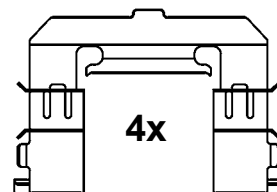


24672 16,0



24672 16,0

145,0 x 58,5 x 16,0



4x

Abbildungen Scheibenbremsbeläge

Illustrations disc brake pads - Illustrazioni pastiglie freno -

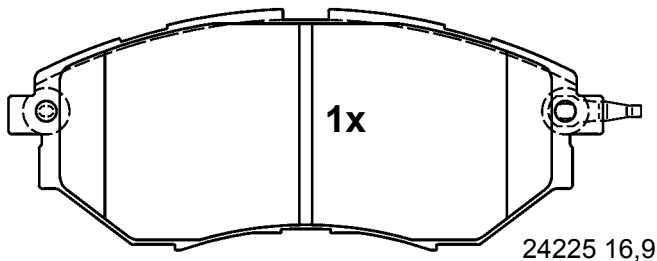
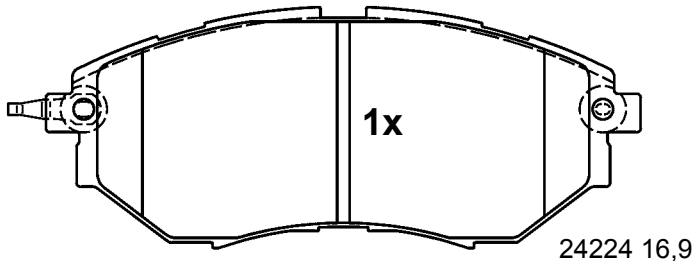
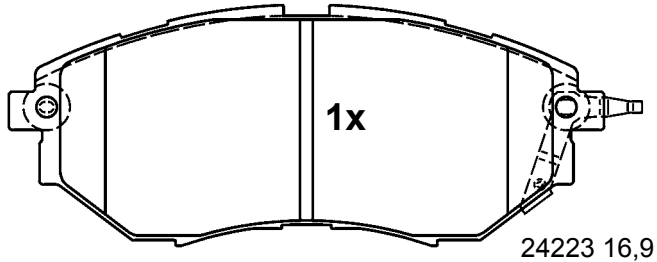
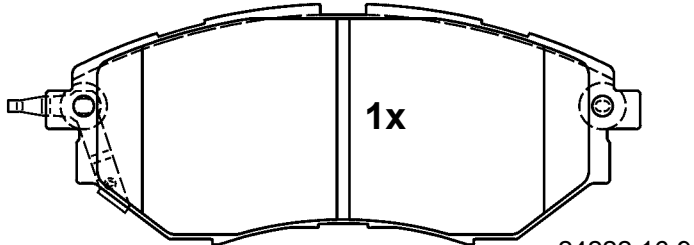
Illustrations plaquettes de frein - Ilustraciones pastillas de freno



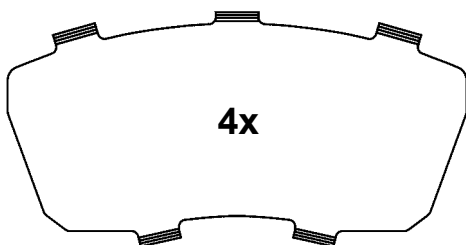
Maßstab - scale - scala - échelle - escala 1:2

13.0460-5797.2 605797

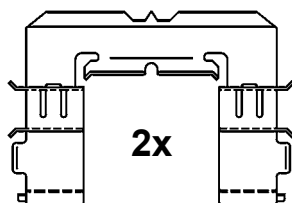
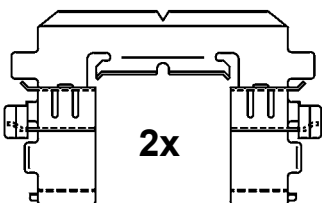
SUBARU



156,9 x 63,4 x 16,9

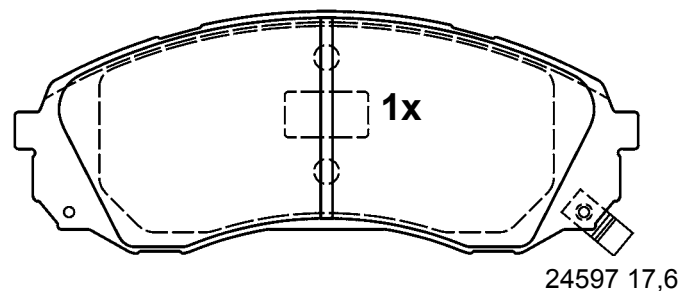
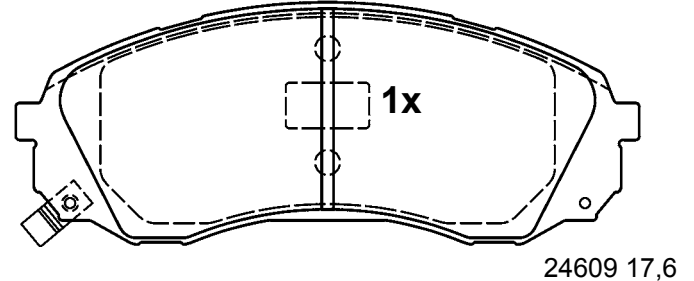
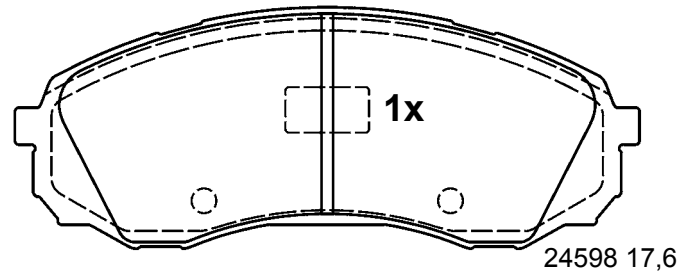
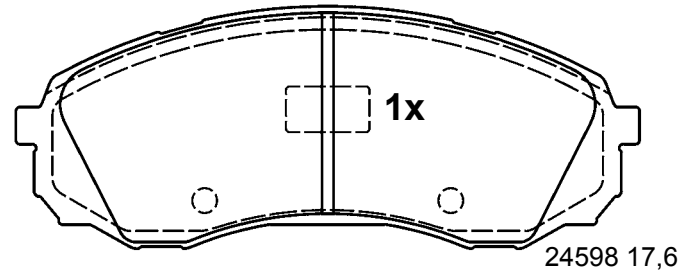


D = 0,6

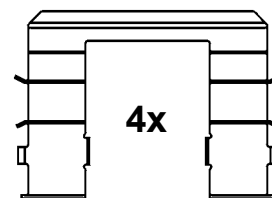


13.0460-5799.2 605799

HYUNDAI, KIA



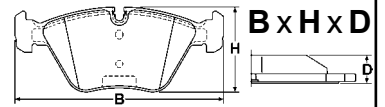
164,5 x 63,4 x 17,6



Abbildungen Scheibenbremsbeläge

Illustrations disc brake pads - Illustrazioni pastiglie freno -

Illustrations plaquettes de frein - Ilustraciones pastillas de freno



Maßstab - scale - scala - échelle - escala 1:2

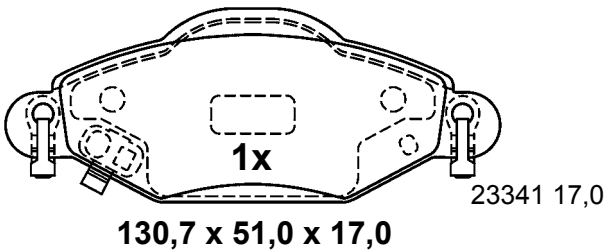
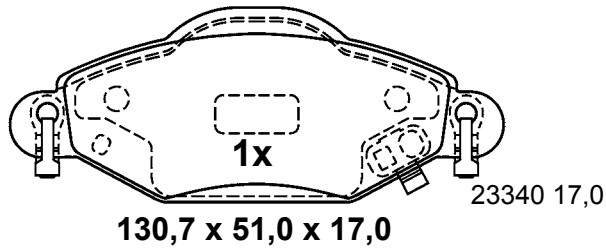
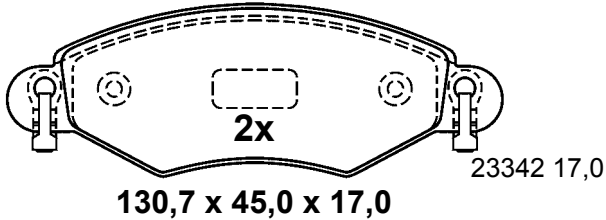
13.0460-5800.2 605800



TOYOTA



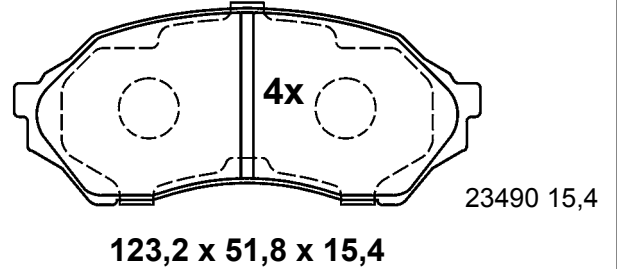
BOS



13.0460-5802.2 605802



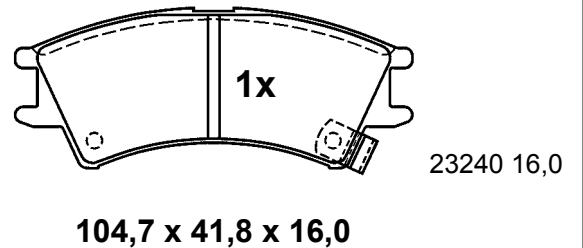
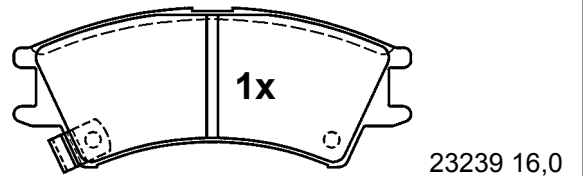
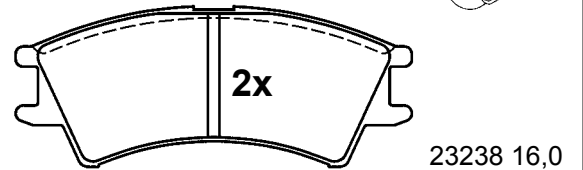
MAZDA



13.0460-5803.2 605803



HYUNDAI



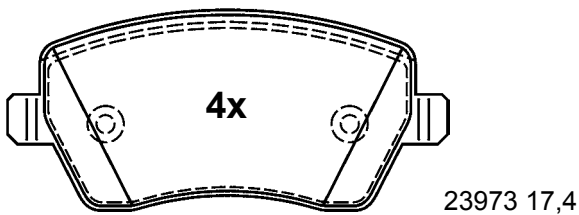
13.0460-5801.2 605801



NISSAN



LUC



116,3 x 52,4 x 17,4

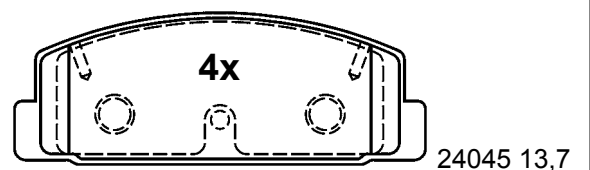
13.0460-5804.2 605804



MAZDA



AKE

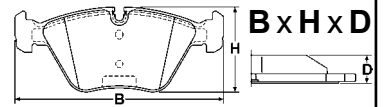


107,7 x 39,4 x 13,7

Abbildungen Scheibenbremsbeläge

Illustrations disc brake pads - Illustrazioni pastiglie freno -

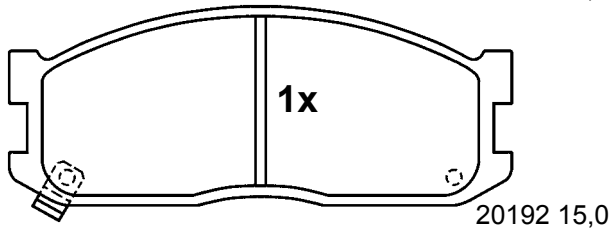
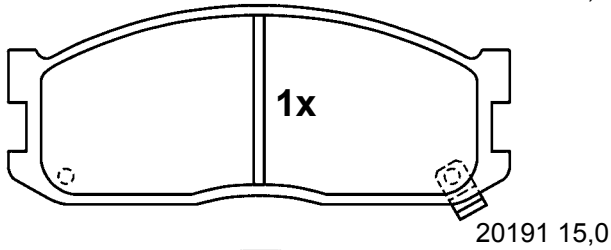
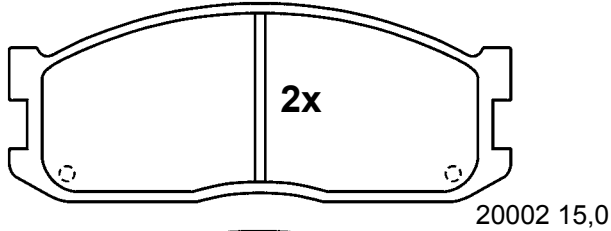
Illustrations plaquettes de frein - Ilustraciones pastillas de freno



Maßstab - scale - scala - échelle - escala 1:2

13.0460-5806.2 605806

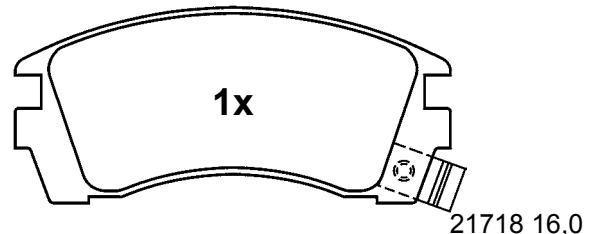
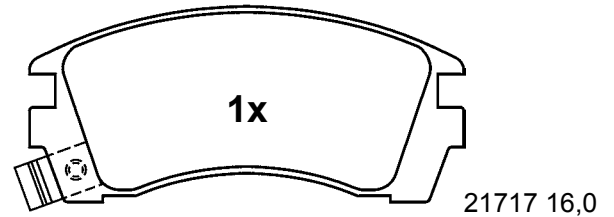
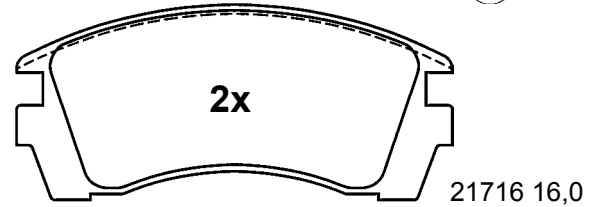
FORD, KIA, MAZDA



133,1 x 52,1 x 15,0

13.0460-5808.2 605808

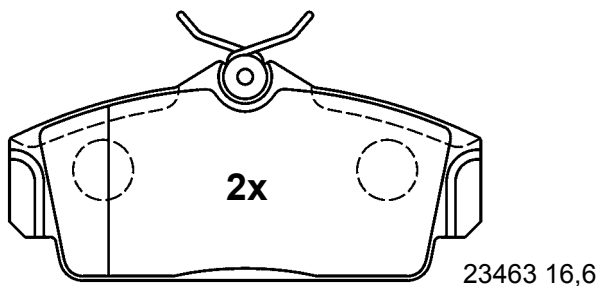
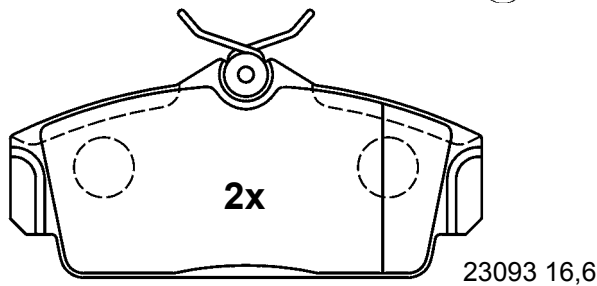
NISSAN



114,9 x 51,5 x 16,0

13.0460-5807.2 605807

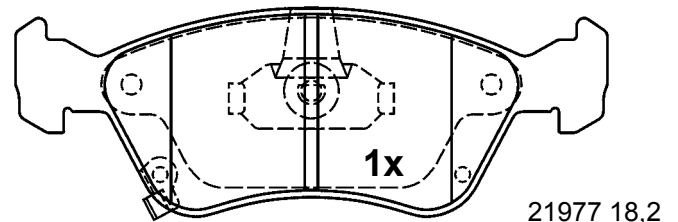
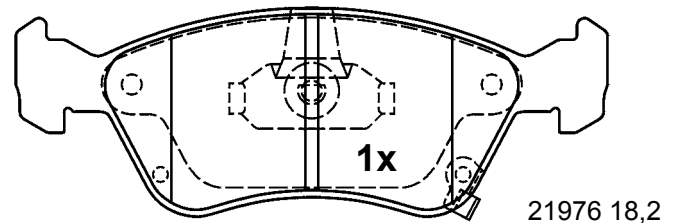
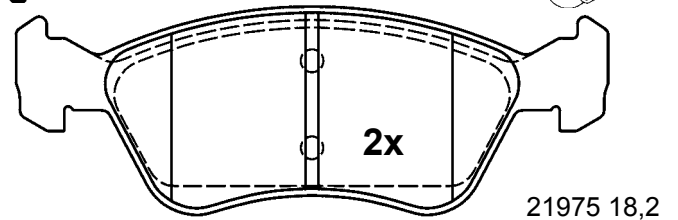
NISSAN



124,0 x 57,2 x 16,6

13.0460-5809.2 605809

TOYOTA

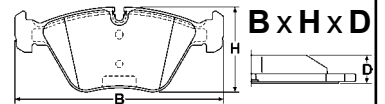


156,3 x 54,8 x 18,2

Abbildungen Scheibenbremsbeläge

Illustrations disc brake pads - Illustrazioni pastiglie freno -

Illustrations plaquettes de frein - Ilustraciones pastillas de freno

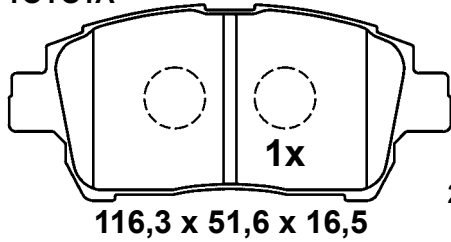


Maßstab - scale - scala - échelle - escala 1:2

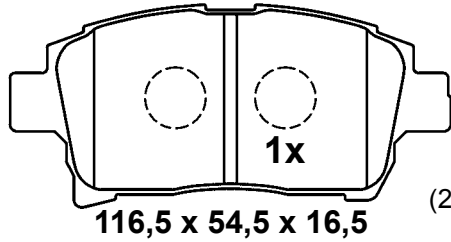
13.0460-5810.2 605810

TOYOTA

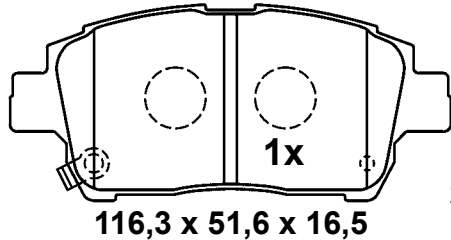
AKE



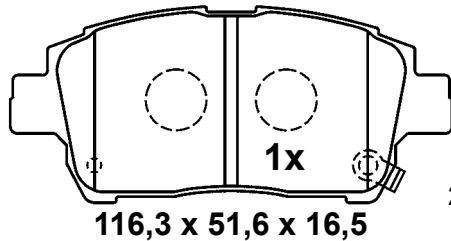
23510 16,5



(23510) 16,5



23511 16,5

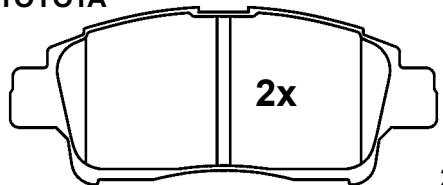


23512 16,5

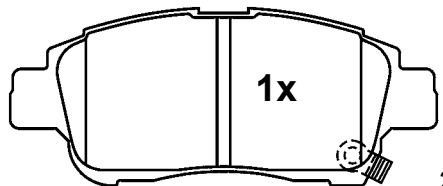
13.0460-5811.2 605811

TOYOTA

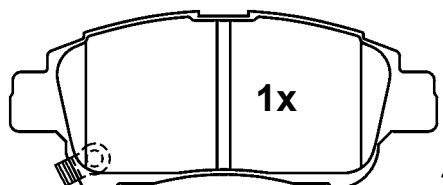
AKE



23348 16,5



23349 16,5



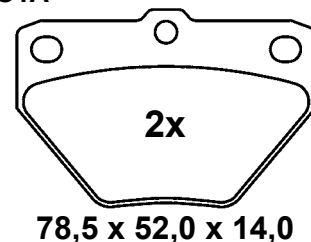
23350 16,5

112,4 x 46,7 x 16,5

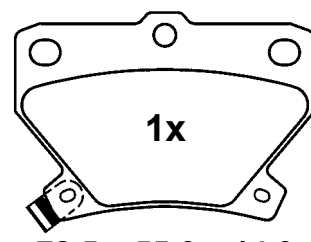
13.0460-5812.2 605812

TOYOTA

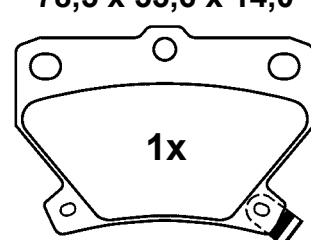
SUM



23521 14,0



23522 14,0



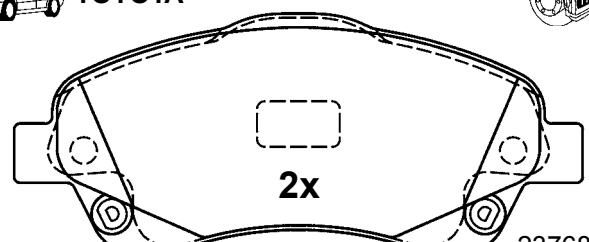
23523 14,0

78,5 x 55,6 x 14,0

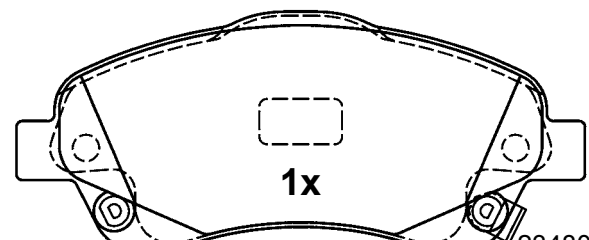
13.0460-5813.2 605813

TOYOTA

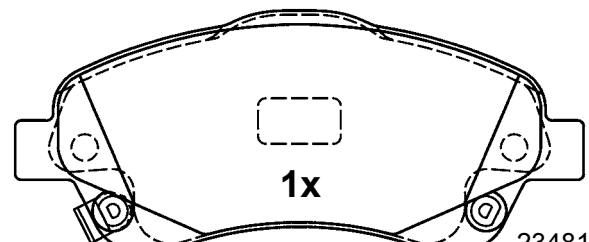
BOS



23768 19,3



23480 19,3



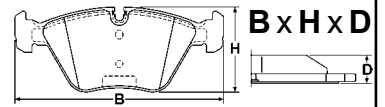
23481 19,3

150,8 x 63,0 x 19,3

Abbildungen Scheibenbremsbeläge

Illustrations disc brake pads - Illustrazioni pastiglie freno -

Illustrations plaquettes de frein - Ilustraciones pastillas de freno

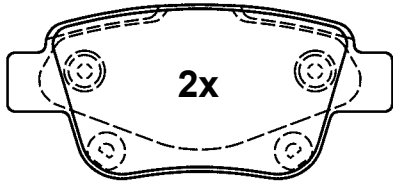


Maßstab - scale - scala - échelle - escala 1:2

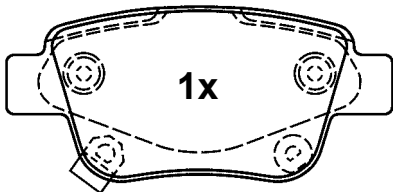
13.0460-5814.2 605814

TOYOTA

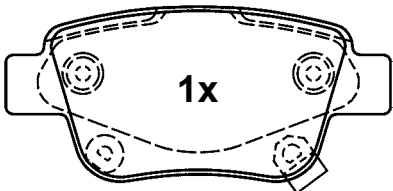
BOS



23620 16,4



23621 16,4



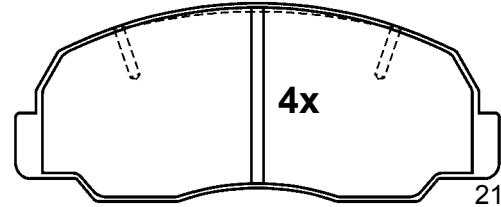
23622 16,4

101,8 x 45,9 x 16,4

13.0460-5816.2 605816

DAIHATSU

BOS



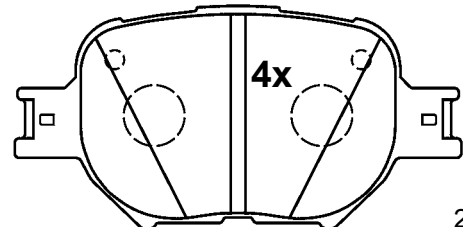
21243 14,0

127,8 x 52,3 x 14,0

13.0460-5817.2 605817

TOYOTA

AKE



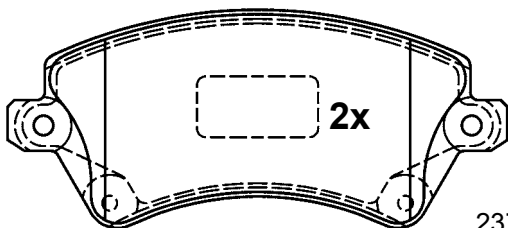
23526 17,5

117,9 x 58,6 x 17,5

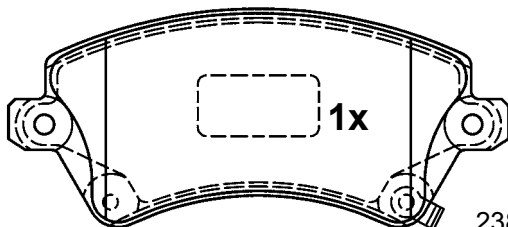
13.0460-5815.2 605815

TOYOTA

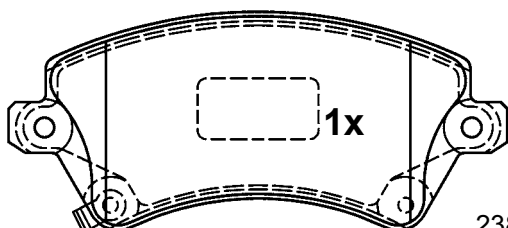
LUC



23766 17,8



23818 17,8



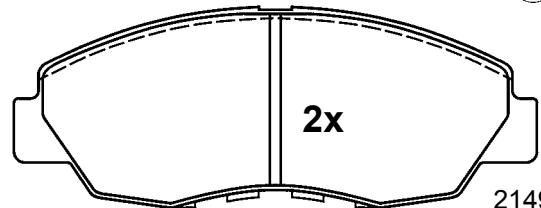
23819 17,8

131,5 x 57,3 x 17,8

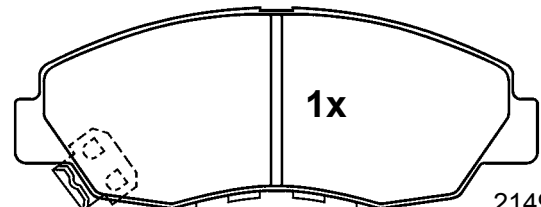
13.0460-5818.2 605818

HONDA

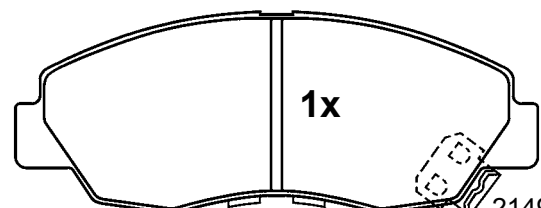
AKE



21497 18,0



21498 18,0



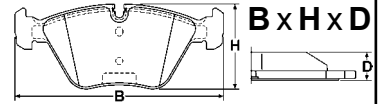
21499 18,0

137,8 x 52,7 x 18,0

Abbildungen Scheibenbremsbeläge

Illustrations disc brake pads - Illustrazioni pastiglie freno -

Illustrations plaquettes de frein - Ilustraciones pastillas de freno



Maßstab - scale - scala - échelle - escala 1:2

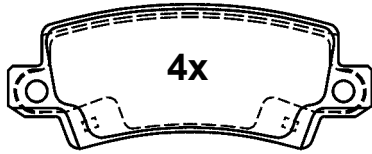
13.0460-5819.2 605819



TOYOTA



LUC



23816 16,0

95,6 x 37,9 x 16,0



2x

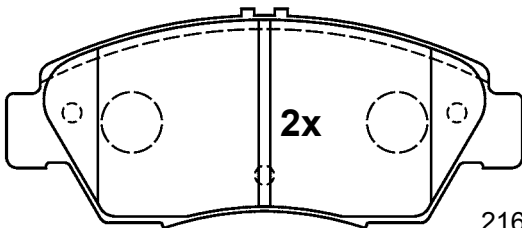
13.0460-5820.2 605820



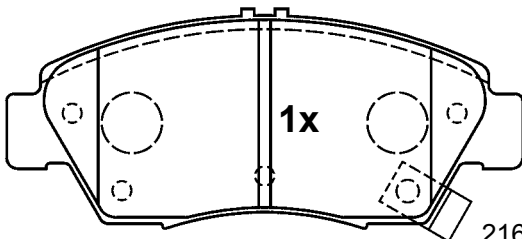
HONDA



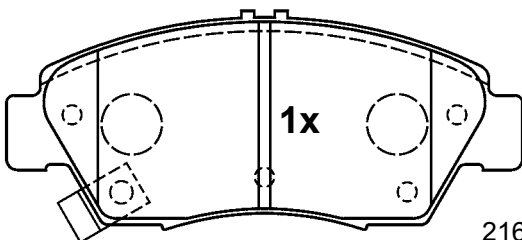
SUM



21694 16,3



21696 16,3



21695 16,3

136,5 x 57,4 x 16,3

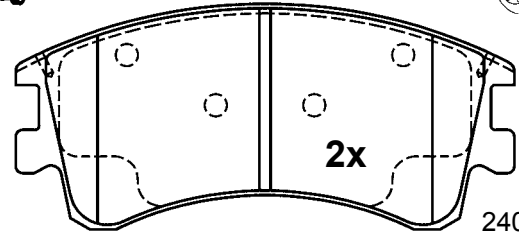
13.0460-5821.2 605821



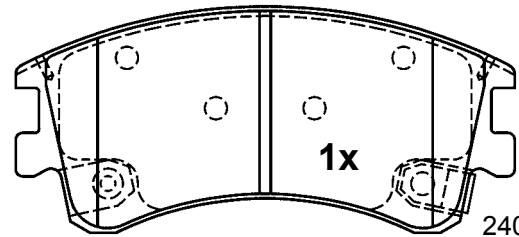
MAZDA



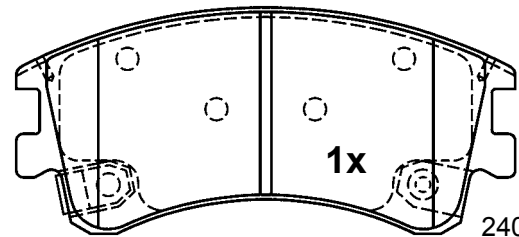
AKE



24046 18,6



24047 18,6



24048 18,6

131,8 x 59,5 x 18,0

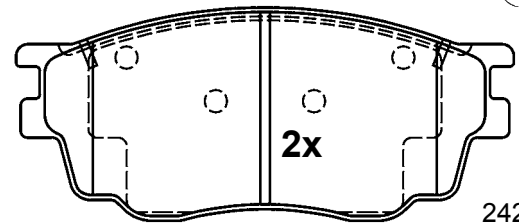
13.0460-5822.2 605822



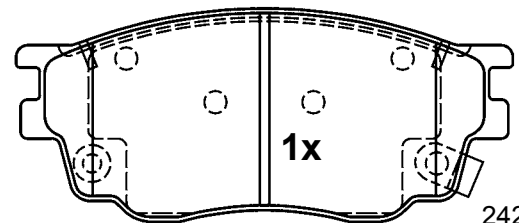
MAZDA



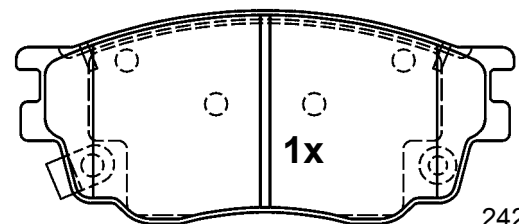
AKE



24246 16,8



24249 16,8



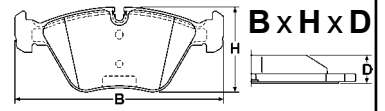
24248 16,8

131,3 x 56,1 x 16,8

Abbildungen Scheibenbremsbeläge

Illustrations disc brake pads - Illustrazioni pastiglie freno -

Illustrations plaquettes de frein - Ilustraciones pastillas de freno



Maßstab - scale - scala - échelle - escala 1:2

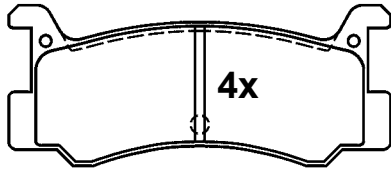
13.0460-5824.2 605824



DAIHATSU, MAZDA



AKE



20008 13,0

101,7 x 42,2 x 13,0

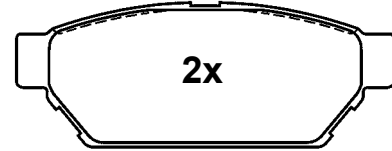
13.0460-5826.2 605826



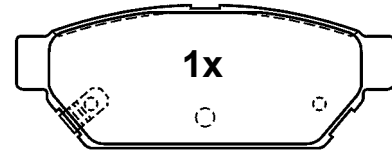
MITSUBISHI, PROTON



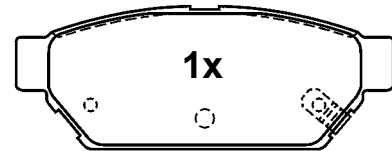
AKE



21872 14,5



21873 14,5



21874 14,5

99,0 x 37,8 x 14,5

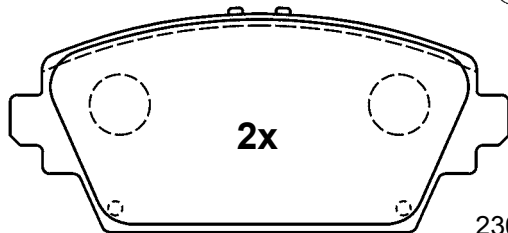
13.0460-5825.2 605825



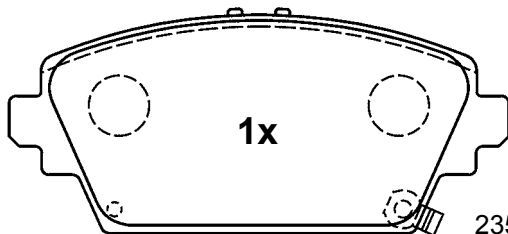
HONDA, MG, NISSAN



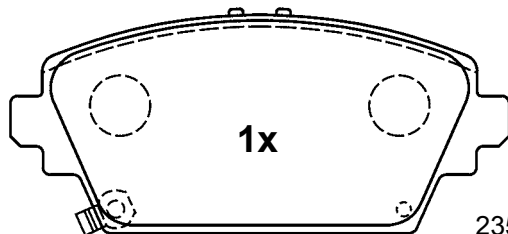
LUC



23094 16,5

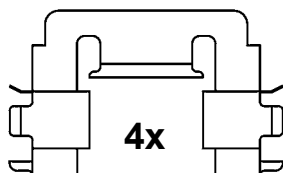
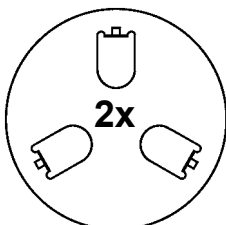
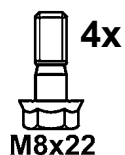


23563 16,5



23564 16,5

131,8 x 58,5 x 16,5



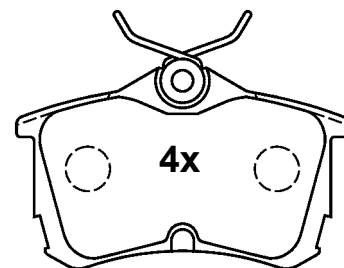
13.0460-5827.2 605827



HONDA

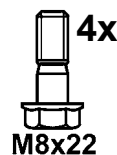


LUC



23527 14,5

87,1 x 53,0 x 14,5



Abbildungen Scheibenbremsbeläge

Illustrations disc brake pads - Illustrazioni pastiglie freno -

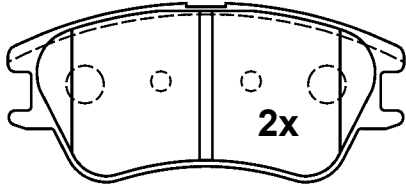
Illustrations plaquettes de frein - Ilustraciones pastillas de freno



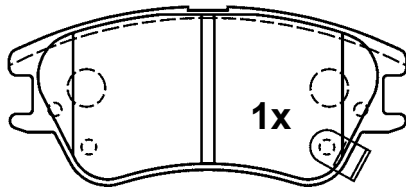
Maßstab - scale - scala - échelle - escala 1:2

13.0460-5829.2 605829

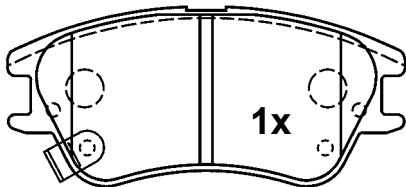
 HYUNDAI



24277 16,0

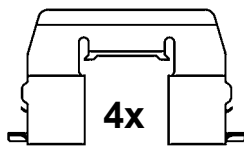


24397 16,0



24398 16,0

104,7 x 47,3 x 16,0



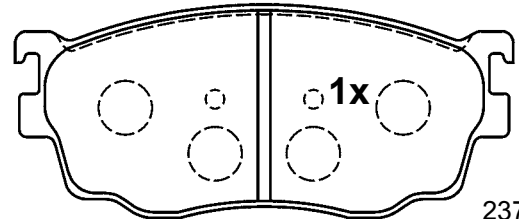
4x

13.0460-5831.2 605831

 MAZDA

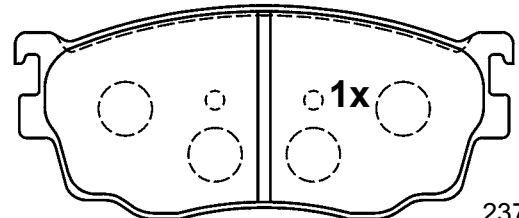


SUM



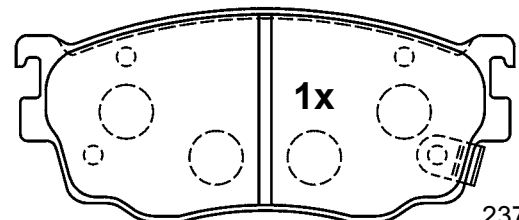
23777 16,0

131,5 x 56,2 x 16,0



23777 16,0

131,5 x 56,2 x 16,0



23778 17,0

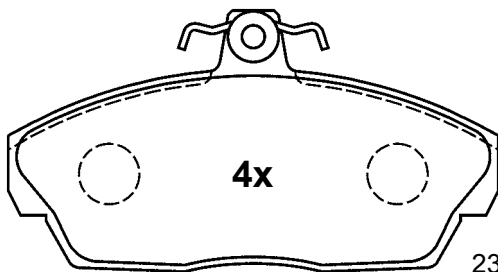
131,5 x 56,2 x 17,0

13.0460-5830.2 605830

 LAND ROVER

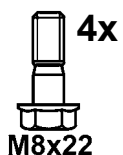


LUC

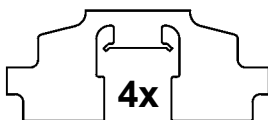


23158 17,5

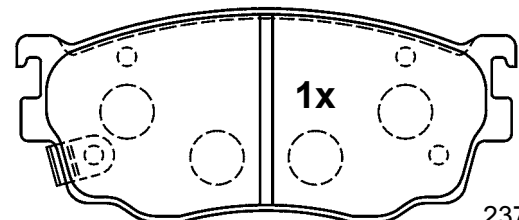
129,1 x 68,7 x 17,5



M8x22

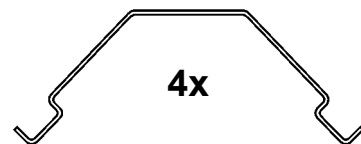


4x

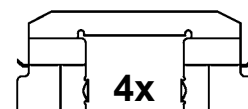


23779 17,0

131,5 x 56,2 x 17,0



4x

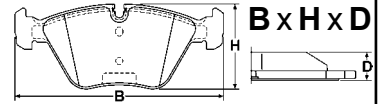


4x

Abbildungen Scheibenbremsbeläge

Illustrations disc brake pads - Illustrazioni pastiglie freno -

Illustrations plaquettes de frein - Ilustraciones pastillas de freno

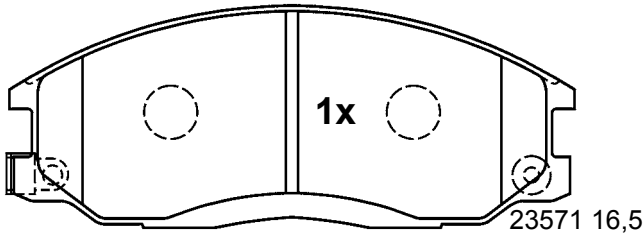
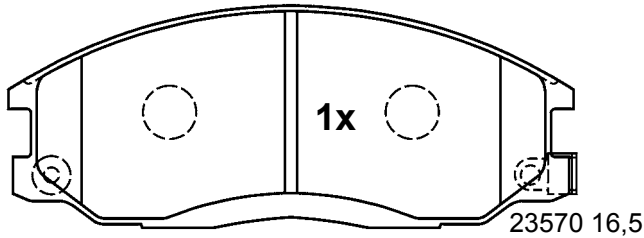
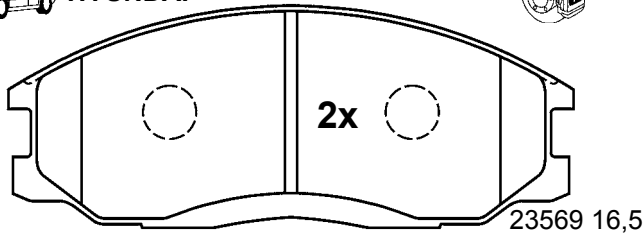


Maßstab - scale - scala - échelle - escala 1:2

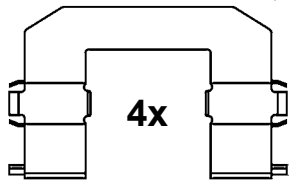
13.0460-5832.2 605832



HYUNDAI



149,0 x 58,1 x 16,5



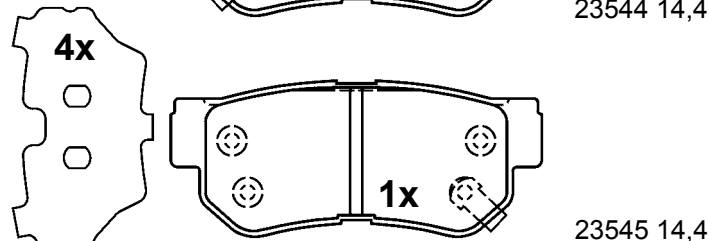
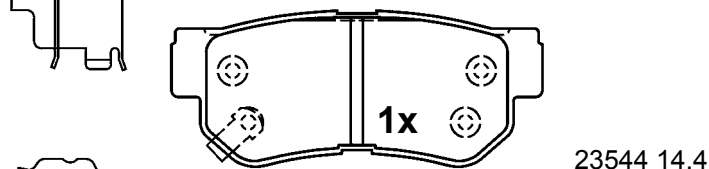
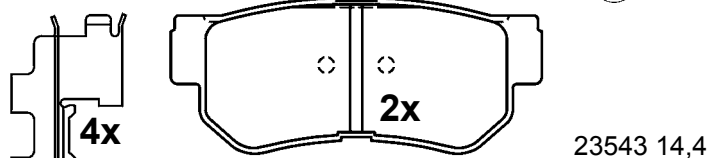
13.0460-5833.2 605833



HYUNDAI, KIA



AKE



D = 0,6

98,6 x 40,9 x 14,4

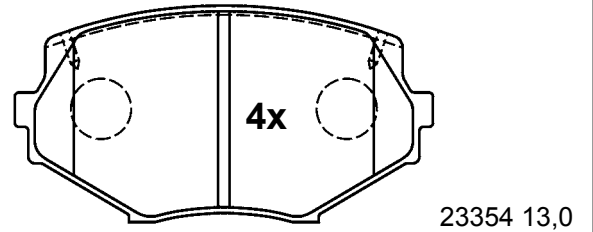
13.0460-5834.2 605834



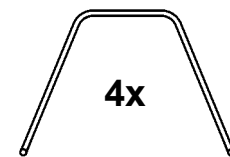
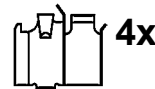
MAZDA



SUM



110,1 x 57,2 x 13,0



2x



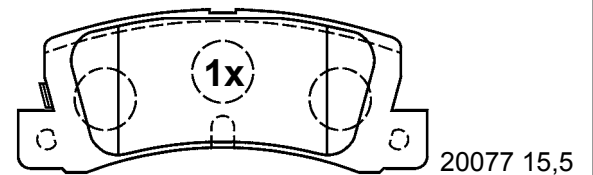
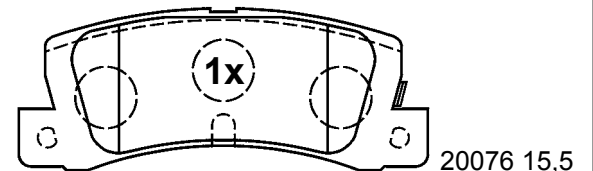
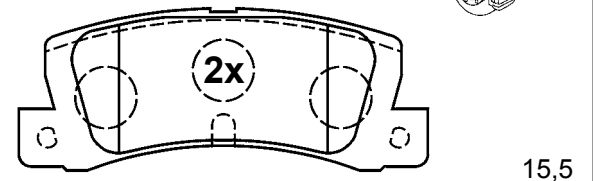
13.0460-5835.2 605835



TOYOTA



AKE

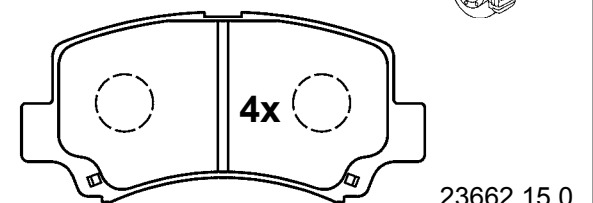


107,7 x 42,6 x 15,5

13.0460-5836.2 605836



SUZUKI

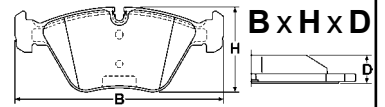


106,1 x 50,1 x 15,0

Abbildungen Scheibenbremsbeläge

Illustrations disc brake pads - Illustrazioni pastiglie freno -

Illustrations plaquettes de frein - Ilustraciones pastillas de freno



Maßstab - scale - scala - échelle - escala 1:2

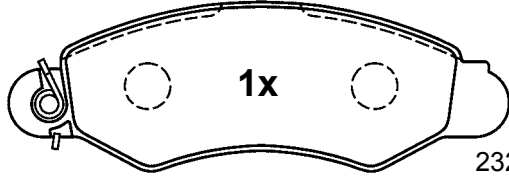
13.0460-5837.2 605837



SUBARU, SUZUKI

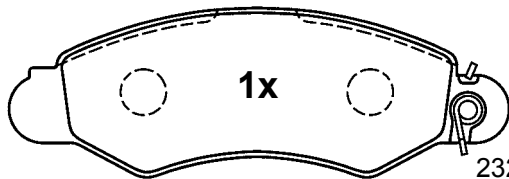


BOS



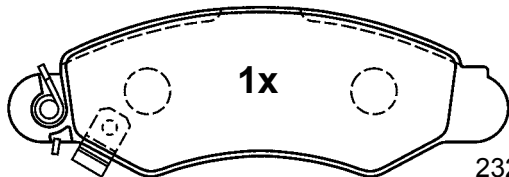
1x

23296 14,5



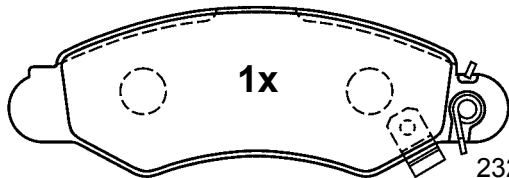
1x

23297 14,5



1x

23298 14,5



1x

23299 14,5

131,0 x 44,5 x 14,5

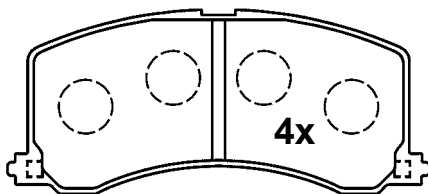
13.0460-5838.2 605838



SUZUKI



AIS



4x

23400 15,5

111,5 x 48,7 x 15,5



4x

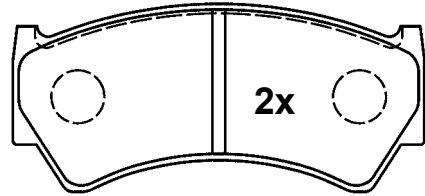
13.0460-5839.2 605839



SUZUKI

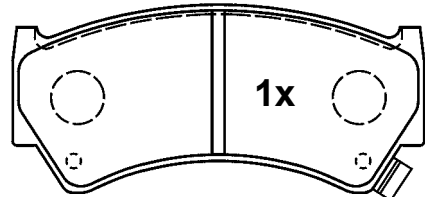


AIS



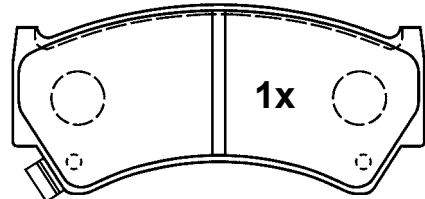
2x

23795 15,0



1x

23796 15,0



1x

23797 15,0

108,6 x 47,9 x 15,0

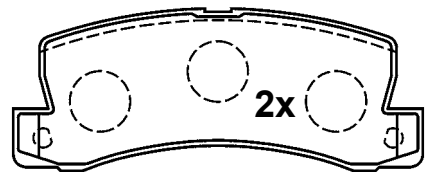
13.0460-5840.2 605840



LEXUS, TOYOTA

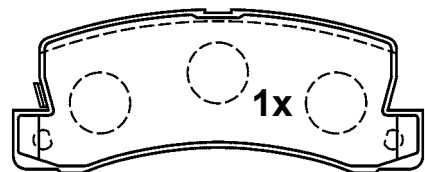


AKE



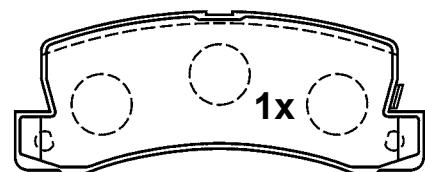
2x

15,0



1x

23833 15,0



1x

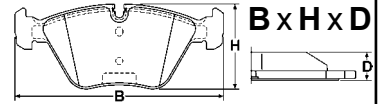
23834 15,0

107,7 x 42,6 x 15,0

Abbildungen Scheibenbremsbeläge

Illustrations disc brake pads - Illustrazioni pastiglie freno -

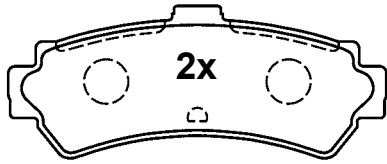
Illustrations plaquettes de frein - Ilustraciones pastillas de freno



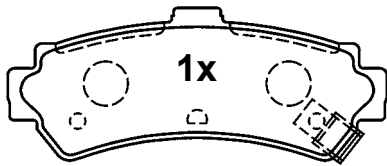
Maßstab - scale - scala - échelle - escala 1:2

13.0460-5841.2 605841

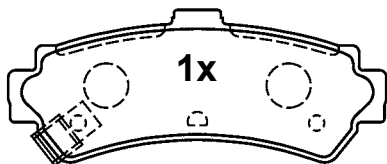
NISSAN



23023 14,8



23024 14,8

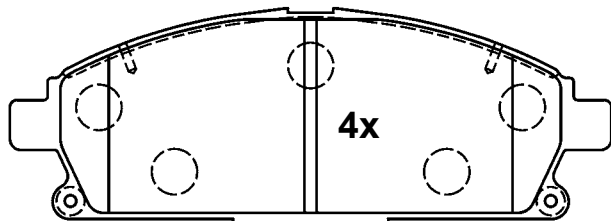


23025 14,8

99,4 x 40,1 x 14,8

13.0460-5842.2 605842

NISSAN

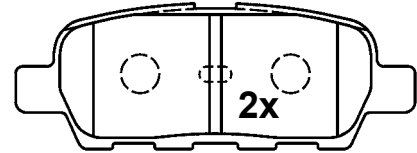


23420 16,5

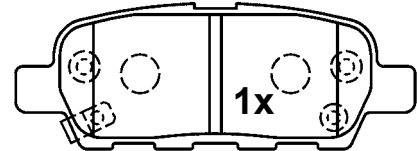
158,8 x 56,3 x 16,5

13.0460-5843.2 605843

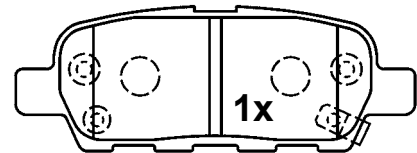
NISSAN, RENAULT



23871 14,3



23872 14,3

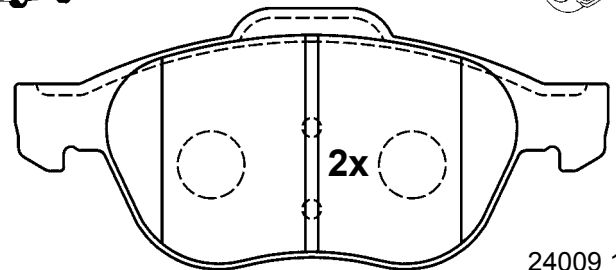


14,3

105,5 x 38,1 x 14,3

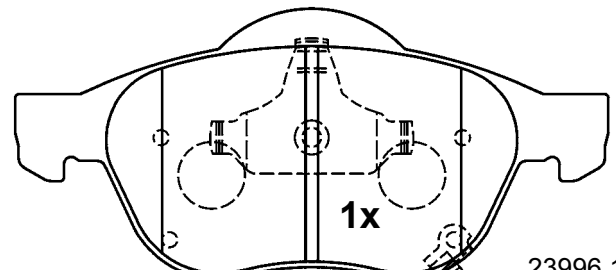
13.0460-5844.2 605844

TOYOTA



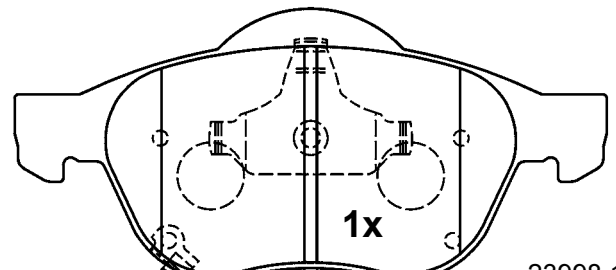
24009 17,5

156,3 x 68,6 x 17,5



23996 17,5

155,1 x 71,1 x 17,5



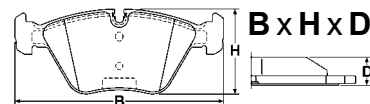
23998 17,5

155,1 x 71,1 x 17,5

Abbildungen Scheibenbremsbeläge

Illustrations disc brake pads - Illustrazioni pastiglie freno -

Illustrations plaquettes de frein - Ilustraciones pastillas de freno



Maßstab - scale - scala - échelle - escala 1:2

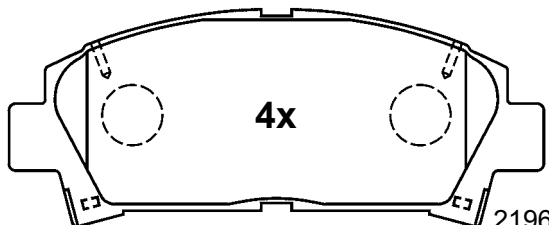
13.0460-5845.2 605845



TOYOTA



AKE



4x

21961 15,5



2x

140,9 x 56,0 x 15,5

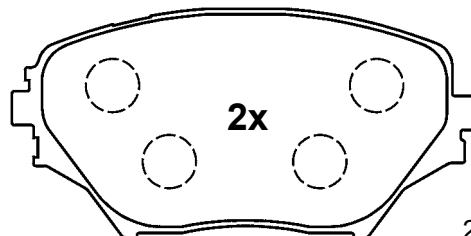
13.0460-5848.2 605848



TOYOTA

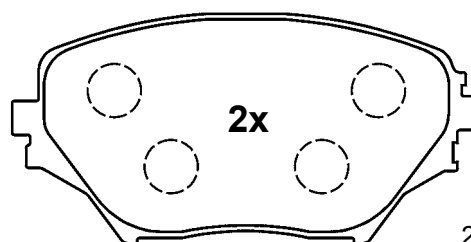


AKE



2x

23585 17,4



2x

23586 17,4

123,0 x 60,4 x 17,4

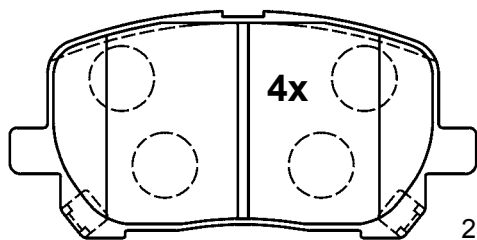
13.0460-5846.2 605846



TOYOTA



AKE



4x

23836 17,0

123,1 x 59,6 x 17,0

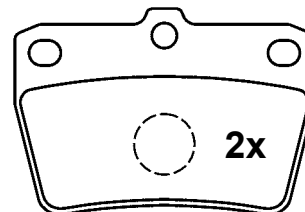
13.0460-5849.2 605849



TOYOTA

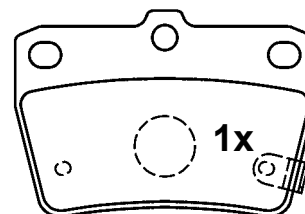


AKE



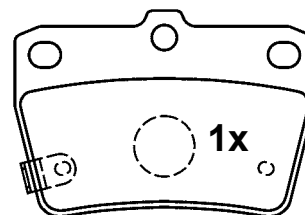
2x

23656 14,0



1x

23658 14,0



1x

23657 14,0

78,5 x 54,1 x 14,0

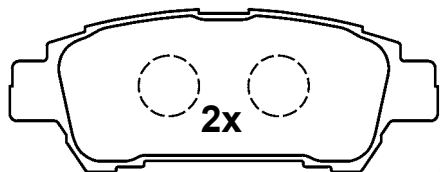
13.0460-5847.2 605847



TOYOTA

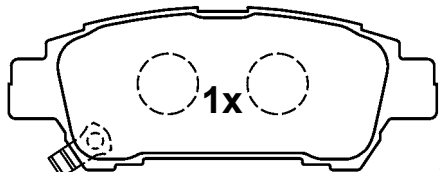


SUM



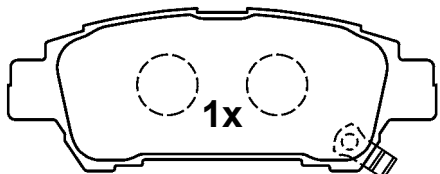
2x

23646 16,5



1x

23647 16,5



1x

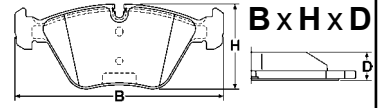
23648 16,5

112,8 x 43,0 x 16,5

Abbildungen Scheibenbremsbeläge

Illustrations disc brake pads - Illustrazioni pastiglie freno -

Illustrations plaquettes de frein - Ilustraciones pastillas de freno

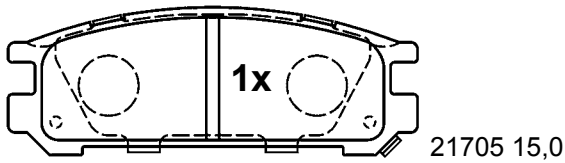
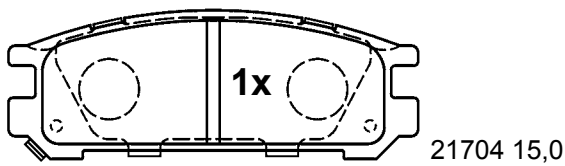
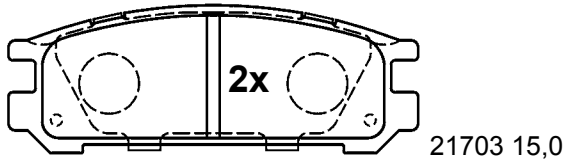


Maßstab - scale - scala - échelle - escala 1:2

13.0460-5850.2 605850

SUBARU

SUM

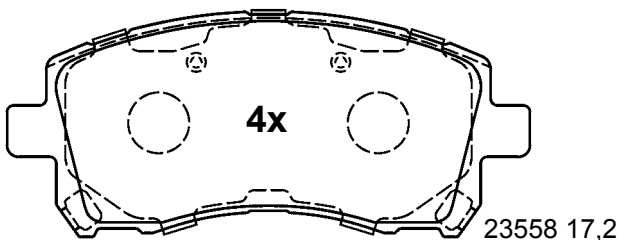


107,8 x 38,7 x 15,0

13.0460-5851.2 605851

SUBARU

AKE



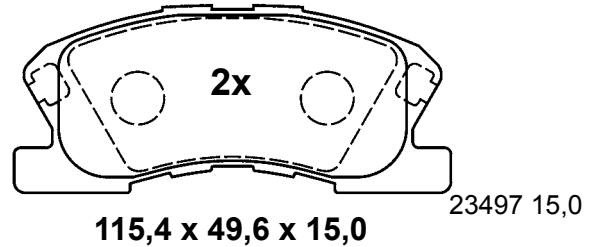
137,7 x 59,6 x 17,2



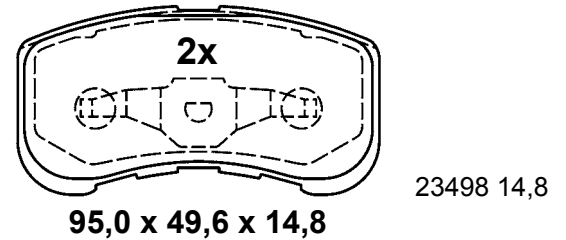
13.0460-5852.2 605852

DAIHATSU

SUM



115,4 x 49,6 x 15,0



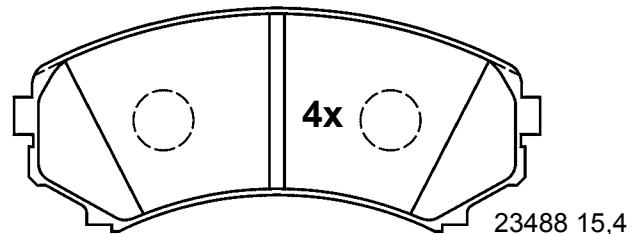
95,0 x 49,6 x 14,8



13.0460-5853.2 605853

MITSUBISHI

SUM



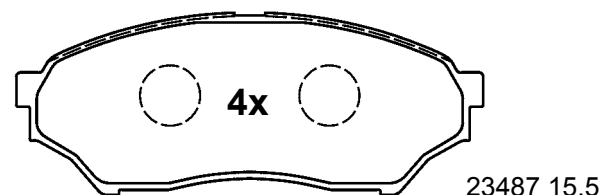
139,0 x 58,6 x 15,4



13.0460-5854.2 605854

MITSUBISHI

SUM

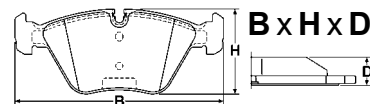


123,0 x 47,9 x 15,5

Abbildungen Scheibenbremsbeläge

Illustrations disc brake pads - Illustrazioni pastiglie freno -

Illustrations plaquettes de frein - Ilustraciones pastillas de freno

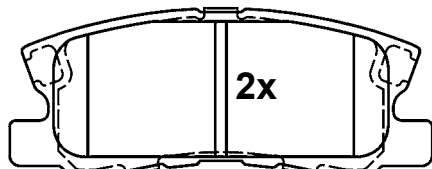


Maßstab - scale - scala - échelle - escala 1:2

13.0460-5855.2 605855

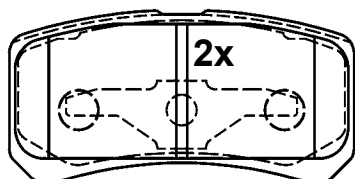


CHRYSLER, CITROEN, JEEP
LANCIA, MITSUBISHI, PEUGEOT



23582 16,0

111,3 x 44,8 x 16,0



23583 16,0

91,0 x 44,9 x 16,0

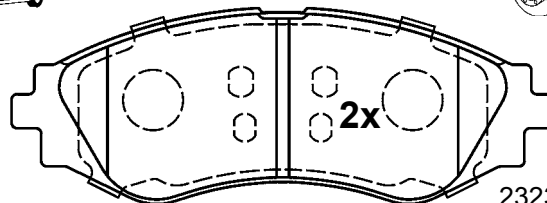
13.0460-5859.2 605859



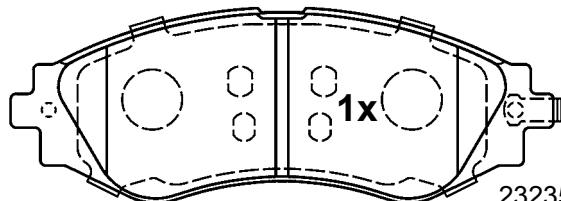
CHEVROLET, DAEWOO



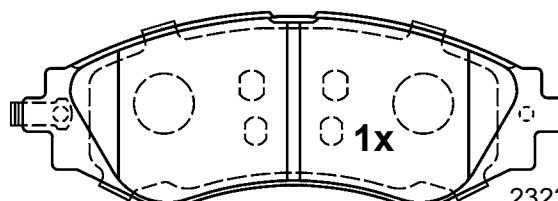
AKE



23234 16,9



23235 16,9



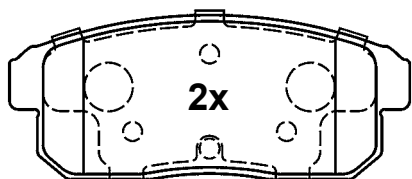
23236 16,9

143,0 x 51,2 x 16,9

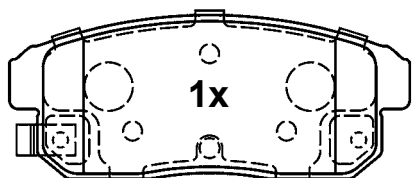
13.0460-5856.2 605856



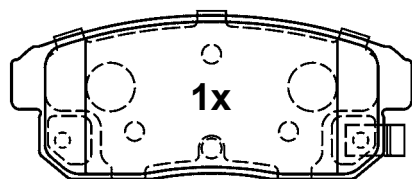
MAZDA, SUZUKI



24039 14,4



24040 14,4



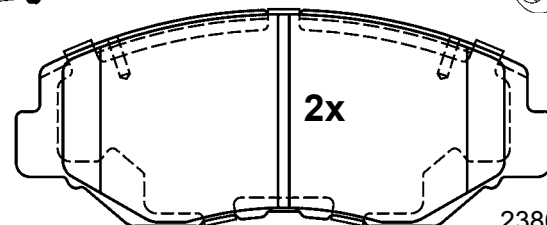
24041 14,4

105,6 x 43,1 x 14,4

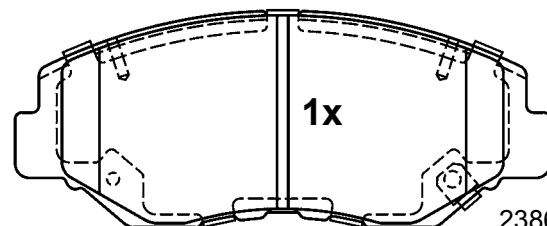
13.0460-5860.2 605860



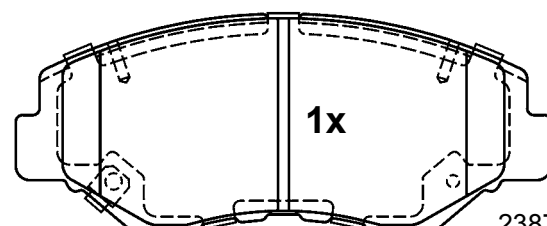
HONDA



23868 17,1



23869 17,1



23870 17,1

141,7 x 56,7 x 17,1

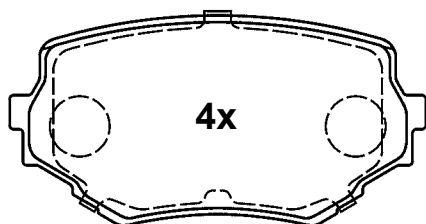
13.0460-5857.2 605857



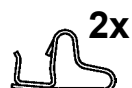
SUZUKI



SUM



23313 15,0



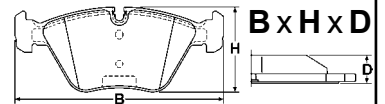
110,1 x 55,0 x 15,0



Abbildungen Scheibenbremsbeläge

Illustrations disc brake pads - Illustrazioni pastiglie freno -

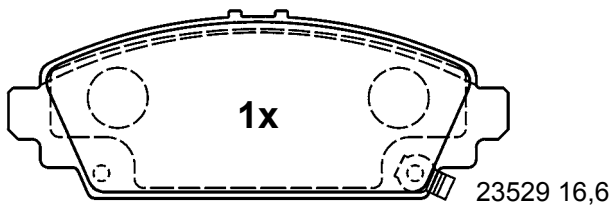
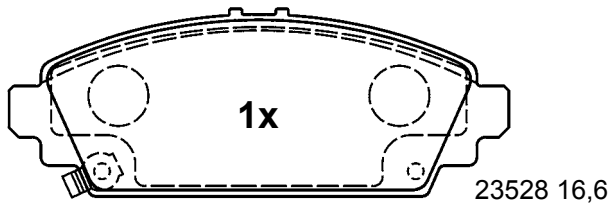
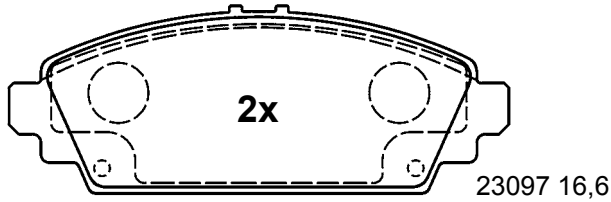
Illustrations plaquettes de frein - Ilustraciones pastillas de freno



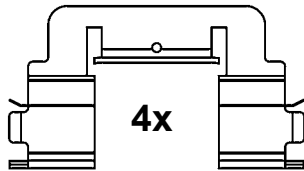
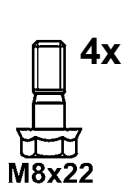
Maßstab - scale - scala - échelle - escala 1:2

13.0460-5861.2 605861

HONDA

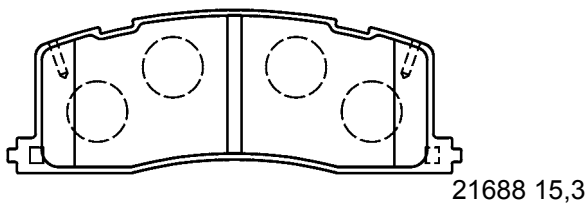


131,7 x 49,2 x 16,6



13.0460-5862.2 605862

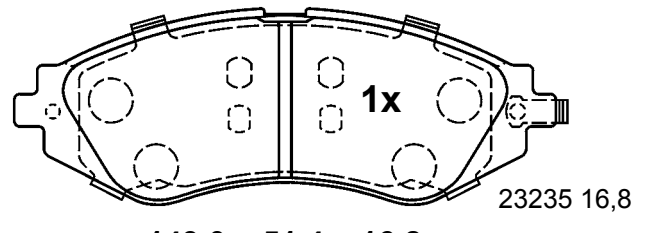
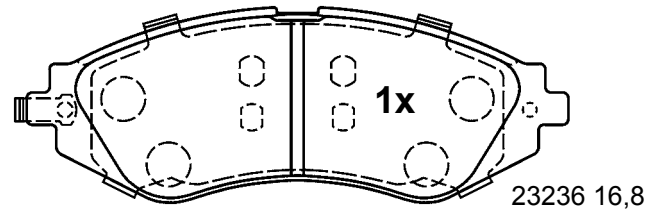
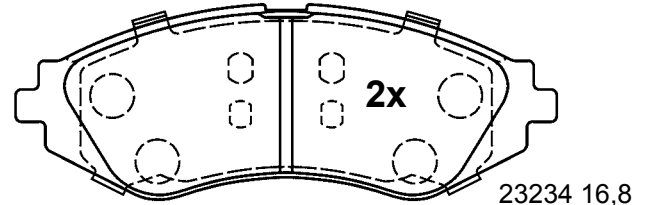
TOYOTA



119,7 x 42,8 x 15,3

13.0460-5863.2 605863

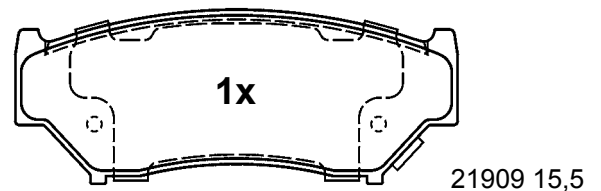
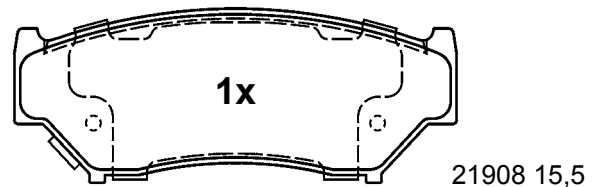
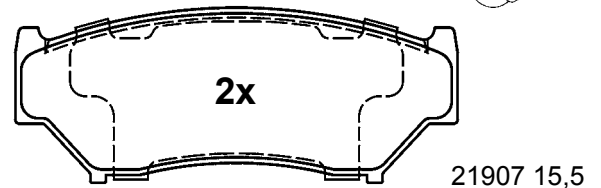
CHEVROLET, DAEWOO



143,0 x 51,4 x 16,8

13.0460-5864.2 605864

SUZUKI

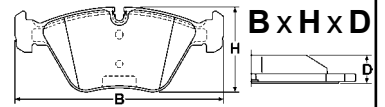


116,6 x 45,6 x 15,5

Abbildungen Scheibenbremsbeläge

Illustrations disc brake pads - Illustrazioni pastiglie freno -

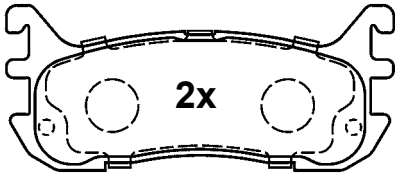
Illustrations plaquettes de frein - Ilustraciones pastillas de freno



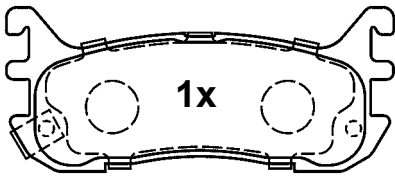
Maßstab - scale - scala - échelle - escala 1:2

13.0460-5865.2 605865

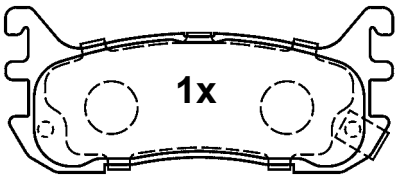
MAZDA



23387 12,6


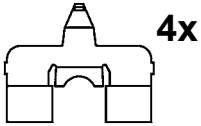


23388 12,6



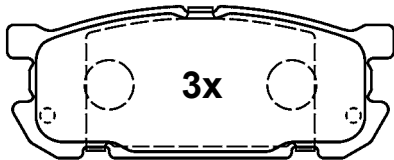
23389 12,6

102,2 x 43,0 x 12,6

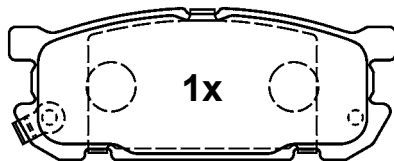


13.0460-5866.2 605866

MAZDA



23876 12,4

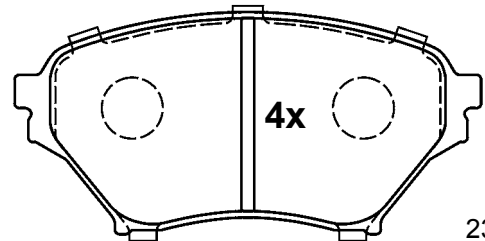


23878 12,4

102,2 x 39,8 x 12,4

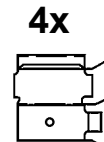
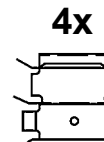
13.0460-5867.2 605867

MAZDA



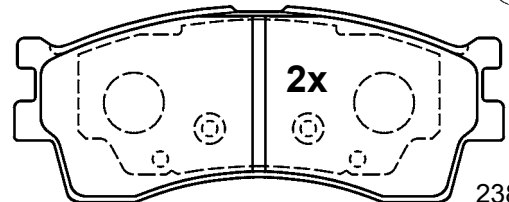
23863 14,3

123,1 x 58,5 x 14,3

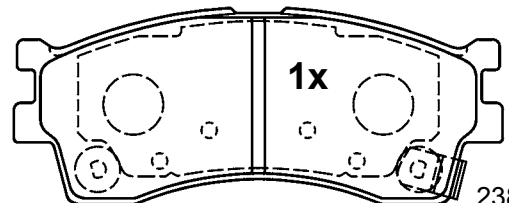


13.0460-5868.2 605868

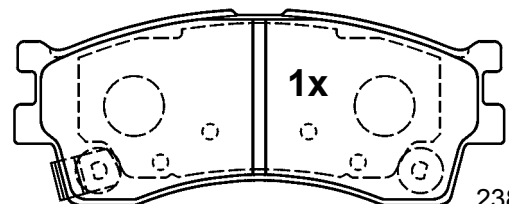
KIA



23873 15,8



23874 15,8



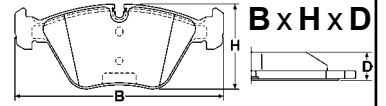
23875 15,8

129,0 x 51,3 x 15,8

Abbildungen Scheibenbremsbeläge

Illustrations disc brake pads - Illustrazioni pastiglie freno -

Illustrations plaquettes de frein - Ilustraciones pastillas de freno



Maßstab - scale - scala - échelle - escala 1:2

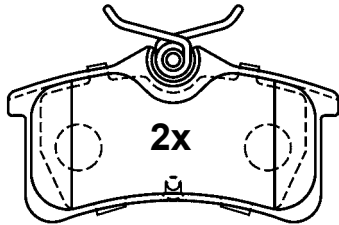
13.0460-5869.2 605869



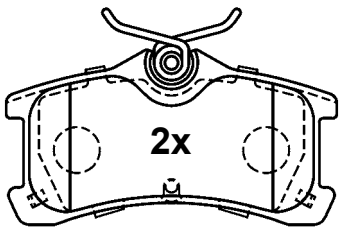
TOYOTA



LUC



24013 14,9



24020 14,9

87,0 x 46,0 x 14,9



2x

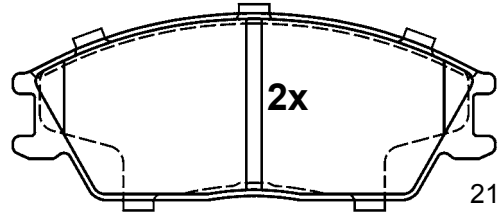
13.0460-5872.2 605872



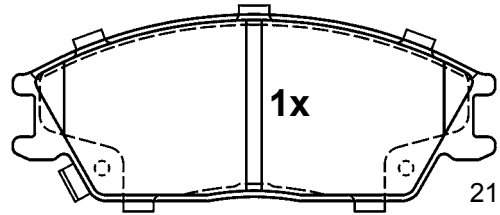
HYUNDAI



AKE



21012 15,0



21773 15,0

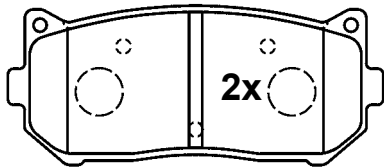
13.0460-5871.2 605871



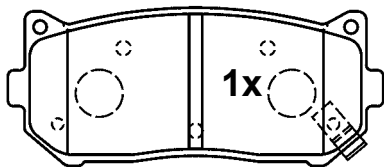
KIA



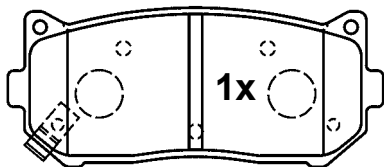
SUM



23455 13,7

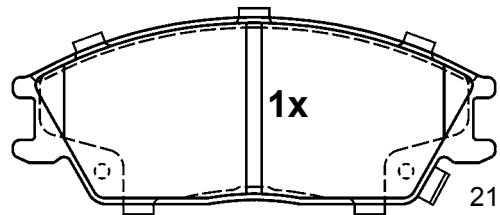


23456 13,7



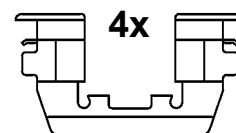
23457 13,7

98,8 x 41,8 x 13,7



21774 15,0

127,5 x 49,0 x 15,0



4x

Abbildungen Scheibenbremsbeläge

Illustrations disc brake pads - Illustrazioni pastiglie freno -

Illustrations plaquettes de frein - Ilustraciones pastillas de freno



Maßstab - scale - scala - échelle - escala 1:2

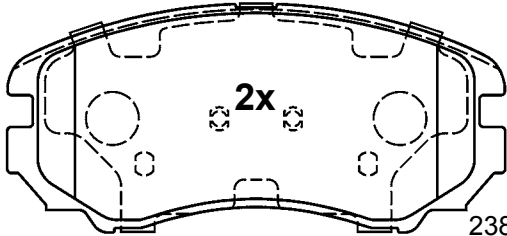
13.0460-5873.2 605873



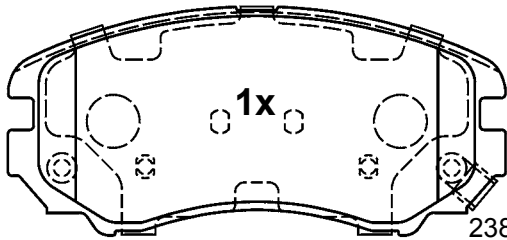
HYUNDAI, KIA



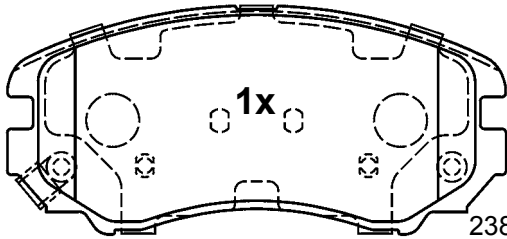
MAN



23891 16,9



23892 16,9



23893 16,9

131,5 x 60,3 x 16,9

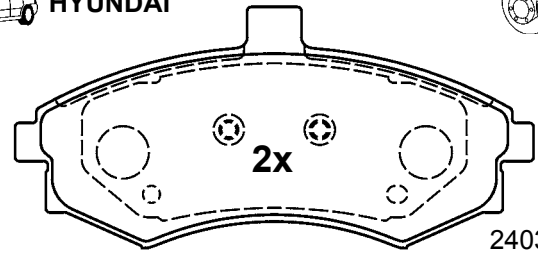
13.0460-5875.2 605875



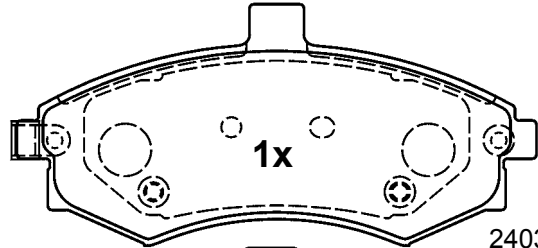
HYUNDAI



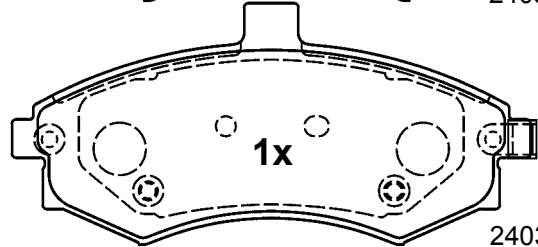
MAN



24033 17,0



24031 17,0



24032 17,0

137,3 x 63,5 x 17,0

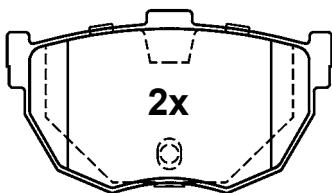
13.0460-5874.2 605874



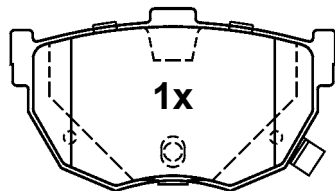
HYUNDAI, KIA



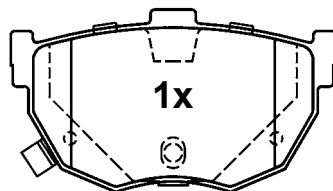
SUM



21553 14,0

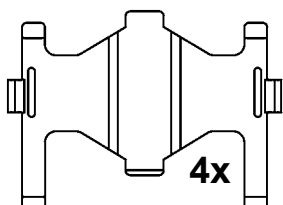


21554 14,0



21555 14,0

85,3 x 46,6 x 14,0



4x

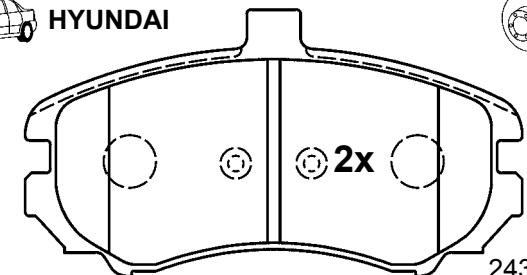
13.0460-5876.2 605876



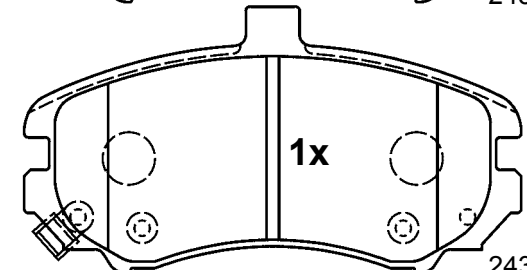
HYUNDAI



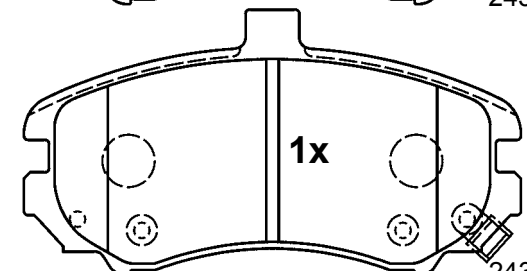
MAN



24369 17,2



24374 17,2



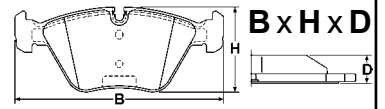
24373 17,2

131,2 x 70,1 x 17,2

Abbildungen Scheibenbremsbeläge

Illustrations disc brake pads - Illustrazioni pastiglie freno -

Illustrations plaquettes de frein - Ilustraciones pastillas de freno

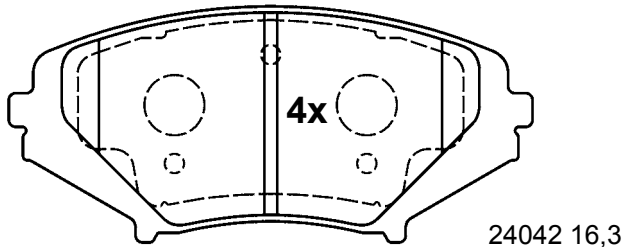


Maßstab - scale - scala - échelle - escala 1:2

13.0460-5877.2 605877

MAZDA

SUM

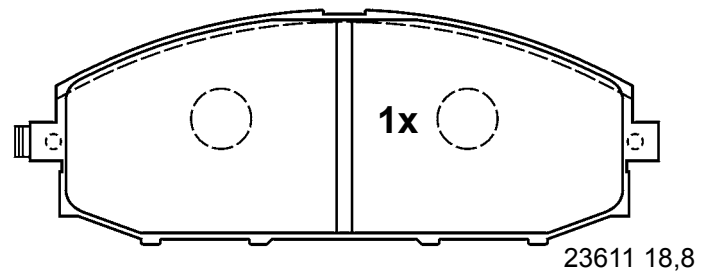
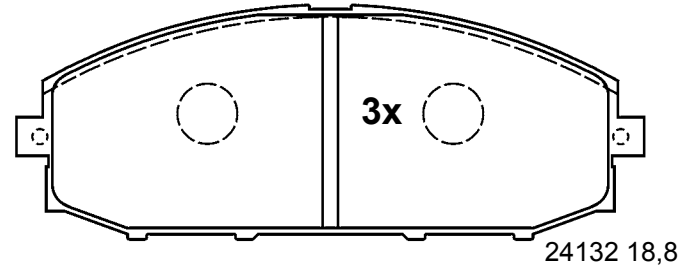


137,9 x 62,1 x 16,3

13.0460-5879.2 605879

NISSAN

AKE

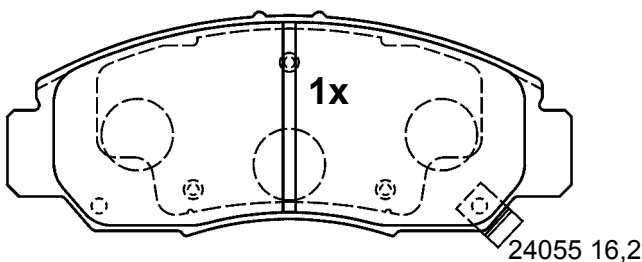
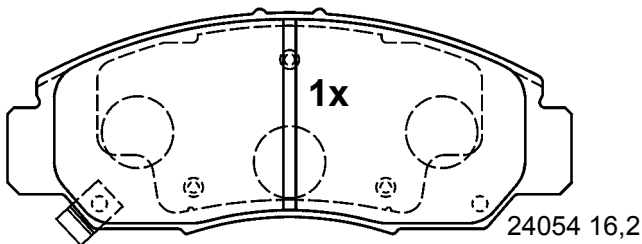
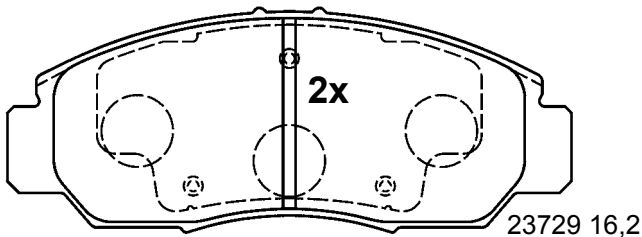


165,8 x 61,4 x 18,8

13.0460-5878.2 605878

HONDA

SUM

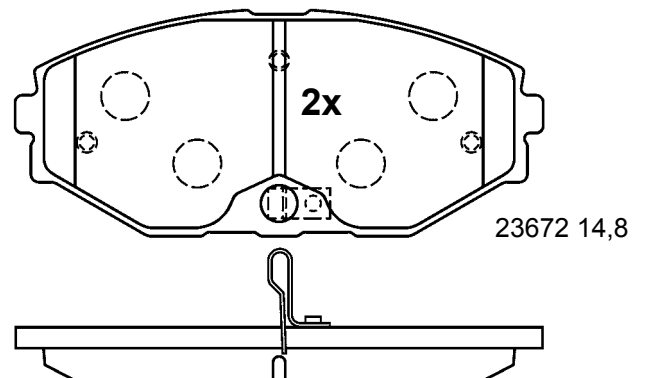
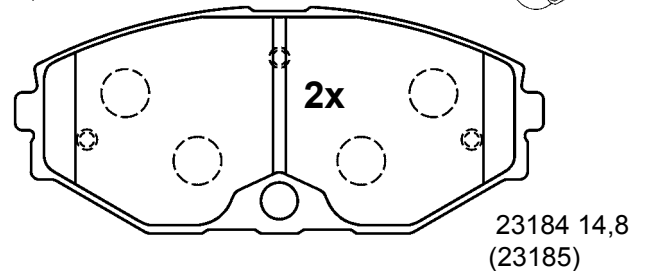


148,7 x 59,0 x 16,2

13.0460-5880.2 605880

NISSAN

AKE

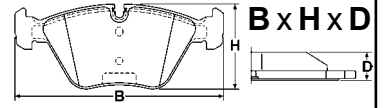


139,1 x 59,5 x 14,8

Abbildungen Scheibenbremsbeläge

Illustrations disc brake pads - Illustrazioni pastiglie freno -

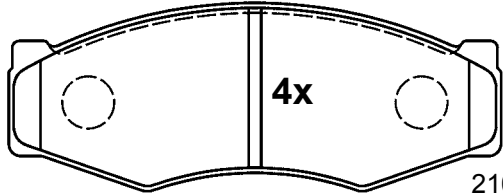
Illustrations plaquettes de frein - Ilustraciones pastillas de freno



Maßstab - scale - scala - échelle - escala 1:2

13.0460-5881.2 605881

NISSAN

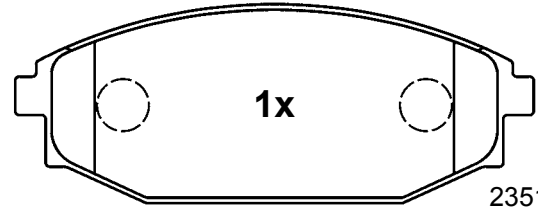


21099 17,0

130,0 x 49,5 x 17,0

13.0460-5885.2 605885

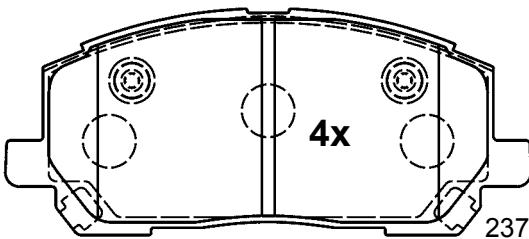
HYUNDAI, MITSUBISHI



23518 17,0

13.0460-5882.2 605882

LEXUS

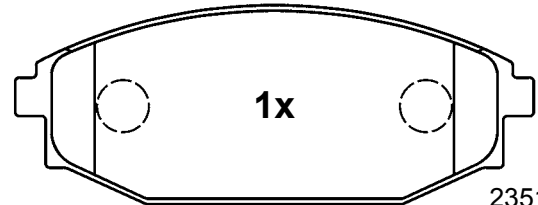


23703 17,9

138,7 x 59,6 x 17,9



2x



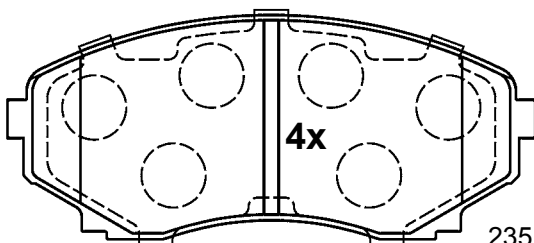
23518 17,0

13.0460-5884.2 605884

MAZDA



SUM



23515 15,8

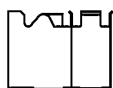
139,2 x 60,2 x 15,8



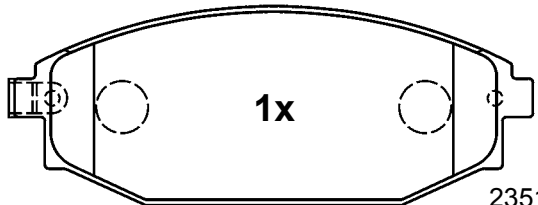
4x



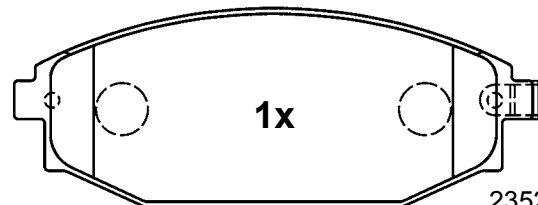
2x



4x




23519 17,0



23520 17,0

137,1 x 52,4 x 17,0

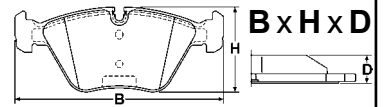


4x

Abbildungen Scheibenbremsbeläge

Illustrations disc brake pads - Illustrazioni pastiglie freno -

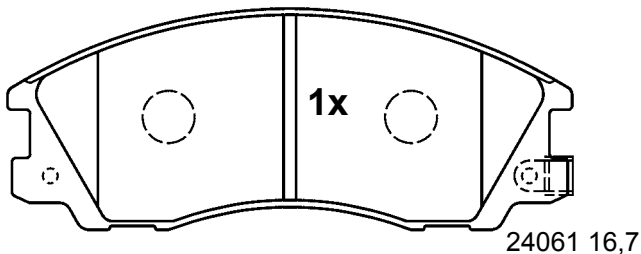
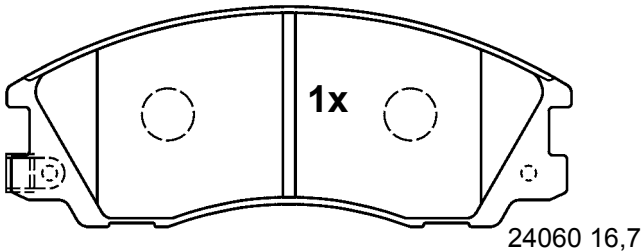
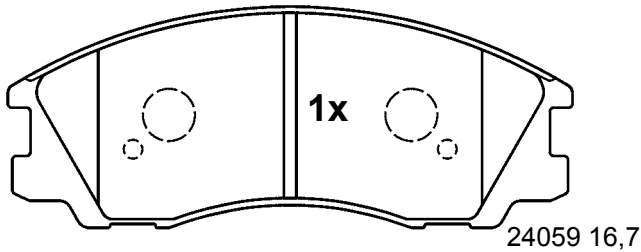
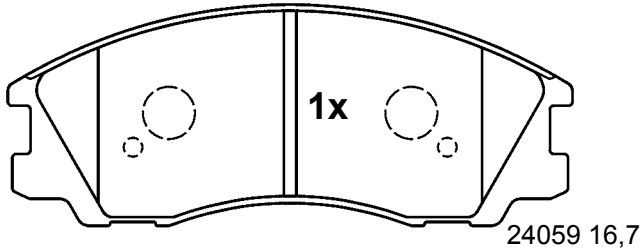
Illustrations plaquettes de frein - Ilustraciones pastillas de freno



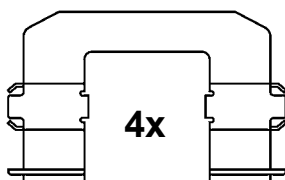
Maßstab - scale - scala - échelle - escala 1:2

13.0460-5886.2 605886

HYUNDAI

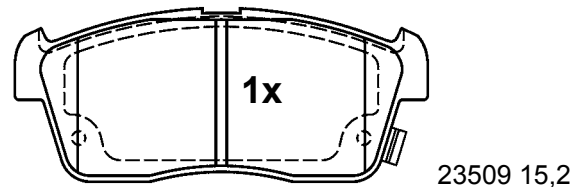
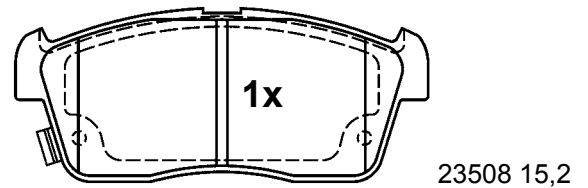
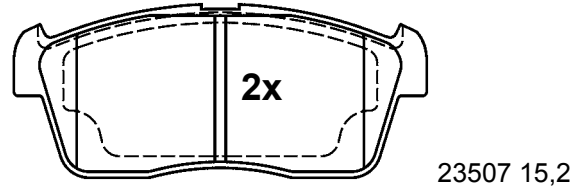


148,8 x 58,0 x 16,7



13.0460-5887.2 605887

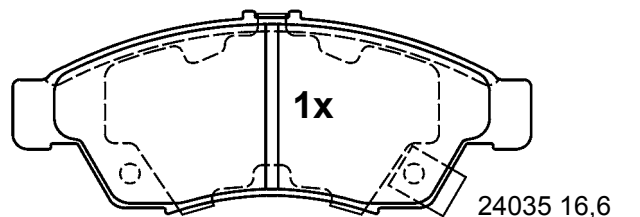
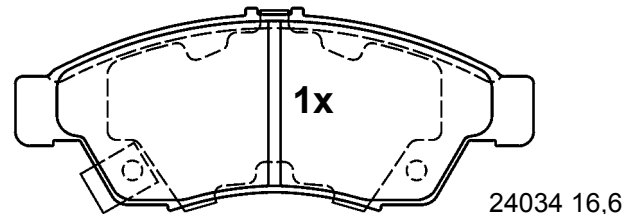
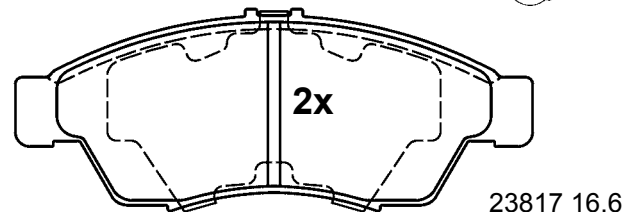
DAIHATSU, NISSAN, SUBARU, SUZUKI



108,4 x 45,6 x 15,2

13.0460-5888.2 605888

SUZUKI

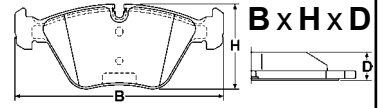


136,5 x 53,3 x 16,6

Abbildungen Scheibenbremsbeläge

Illustrations disc brake pads - Illustrazioni pastiglie freno -

Illustrations plaquettes de frein - Ilustraciones pastillas de freno



Maßstab - scale - scala - échelle - escala 1:2

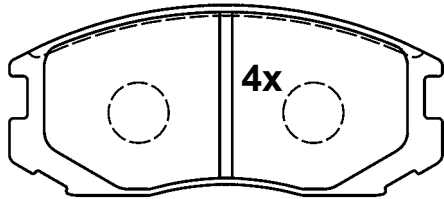
13.0460-5889.2 605889




MITSUBISHI



SUM



21650 15,0



2x

114,1 x 50,0 x 15,0

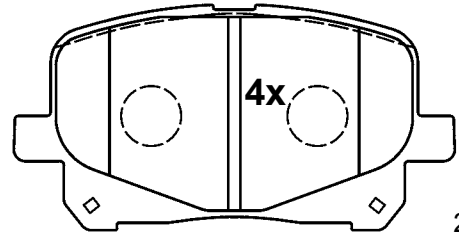
13.0460-5891.2 605891



TOYOTA



AKE



23513 17,0

116,6 x 59,4 x 17,0

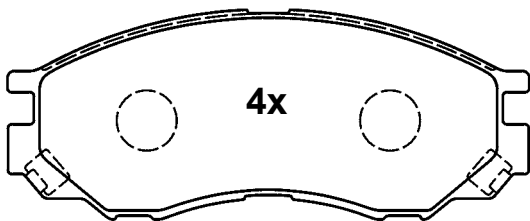
13.0460-5890.2 605890



MITSUBISHI



AKE



23290 15,5



2x

137,6 x 55,1 x 15,5

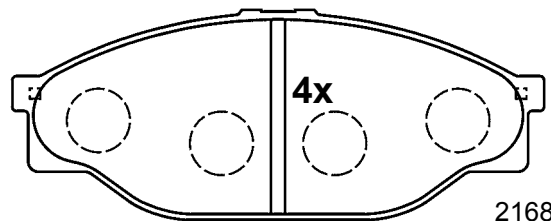
13.0460-5892.2 605892



TOYOTA



AKE



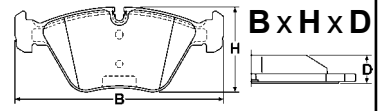
21689 15,5

140,1 x 54,9 x 15,5

Abbildungen Scheibenbremsbeläge

Illustrations disc brake pads - Illustrazioni pastiglie freno -

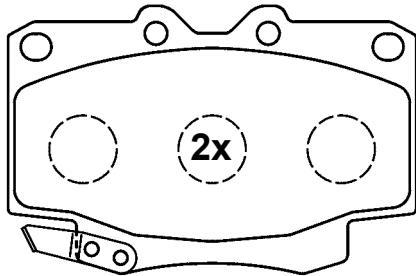
Illustrations plaquettes de frein - Ilustraciones pastillas de freno



Maßstab - scale - scala - échelle - escala 1:2

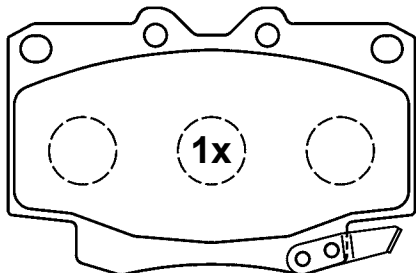
13.0460-5893.2 605893

TOYOTA



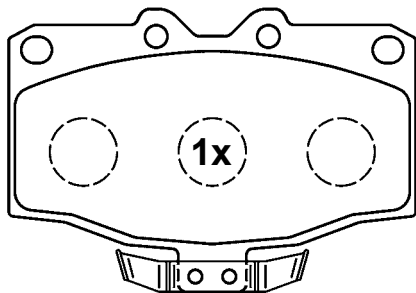
21777 14,7

107,0 x 69,9 x 14,7



21778 14,7

107,0 x 69,9 x 14,7

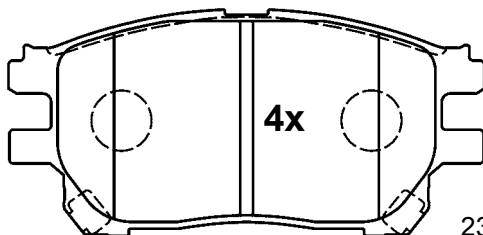


21779 14,7

107,0 x 74,6 x 14,7

13.0460-5894.2 605894

TOYOTA

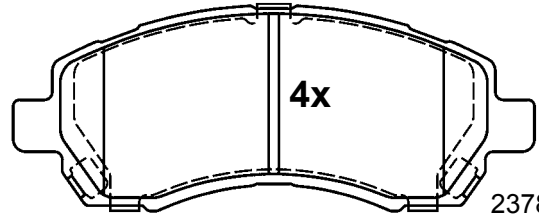


23759 17,0

125,6 x 59,5 x 17,0

13.0460-5895.2 605895

SUBARU

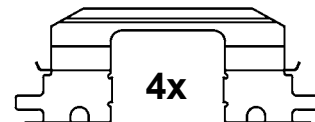


23780 16,7

137,8 x 53,8 x 16,7



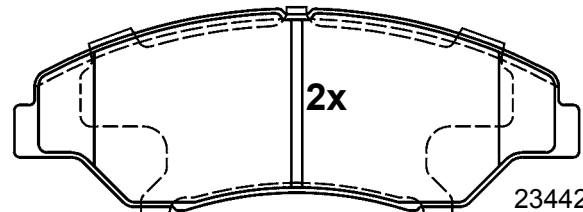
2x



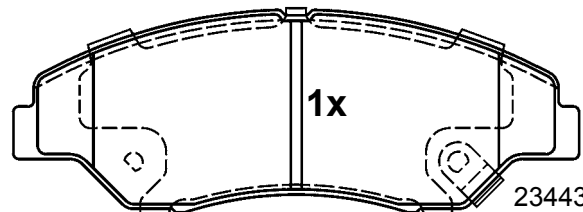
4x

13.0460-5896.2 605896

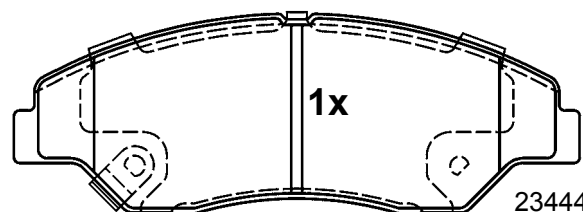
KIA



23442 15,3



23443 15,3



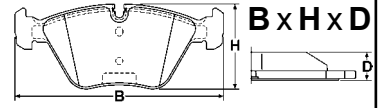
23444 15,3

149,0 x 52,9 x 15,3

Abbildungen Scheibenbremsbeläge

Illustrations disc brake pads - Illustrazioni pastiglie freno -

Illustrations plaquettes de frein - Ilustraciones pastillas de freno

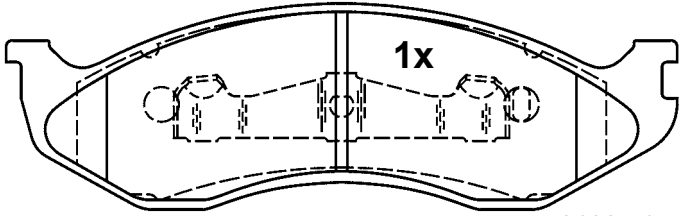


Maßstab - scale - scala - échelle - escala 1:2

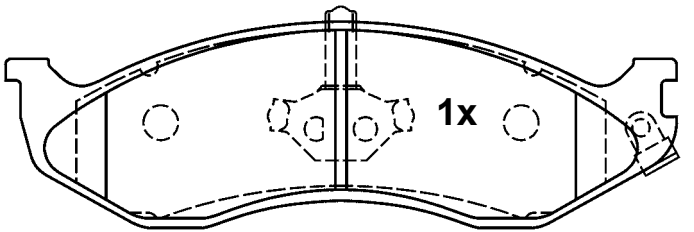
13.0460-5897.2 605897



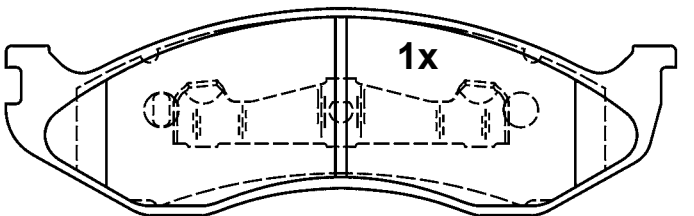
KIA



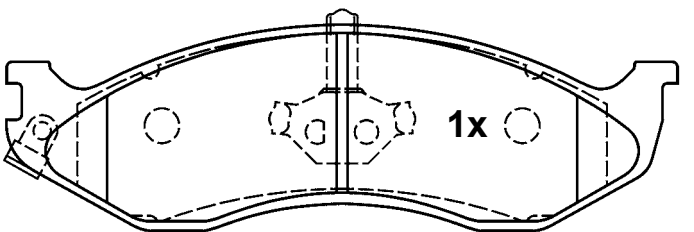
21825 17,5



21823 17,5



21824 17,5



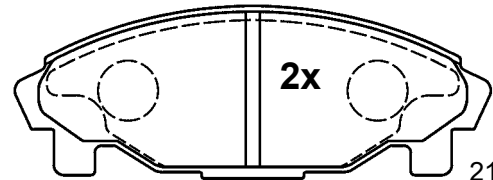
21822 17,5

177,0 x 54,3 x 17,5

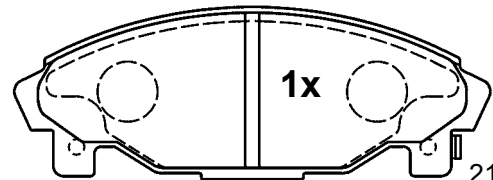
13.0460-5898.2 605898



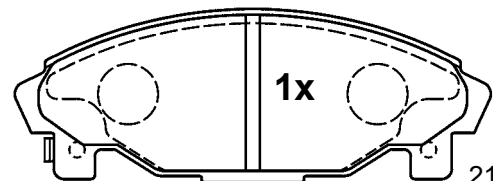
DAIHATSU



21952 15,0



21953 15,0



21954 15,0

125,5 x 45,2 x 15,0

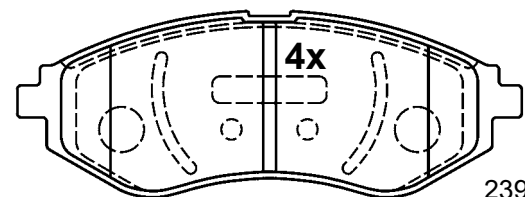
13.0460-5899.2 605899



CHEVROLET, DAEWOO



AKE



23974 16,9

133,1 x 48,9 x 16,9

Abbildungen Scheibenbremsbeläge

Illustrations disc brake pads - Illustrazioni pastiglie freno -

Illustrations plaquettes de frein - Ilustraciones pastillas de freno



Maßstab - scale - scala - échelle - escala 1:2

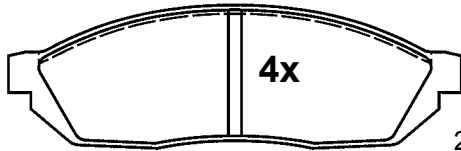
13.0460-5916.2 605916



HONDA, SUZUKI



AKE



20731 15,3

119,4 x 38,2 x 15,3

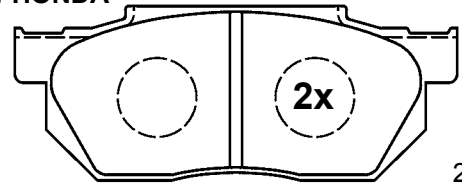
13.0460-5919.2 605919



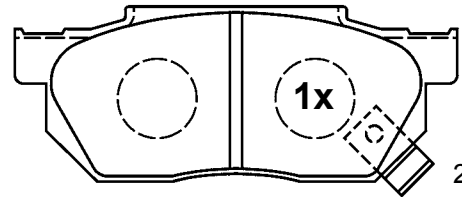
HONDA



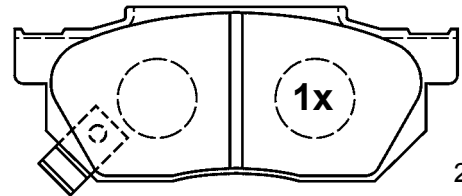
AKE



20959 15,0



20193 15,0



20194 15,0

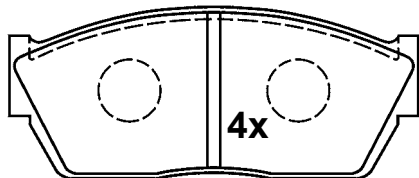
13.0460-5917.2 605917



HONDA



SUM



20895 15,0

107,3 x 44,9 x 15,0

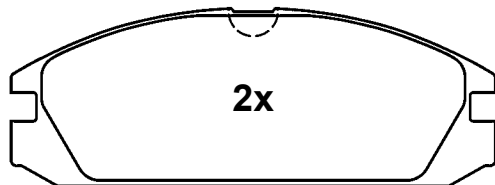
13.0460-5920.2 605920



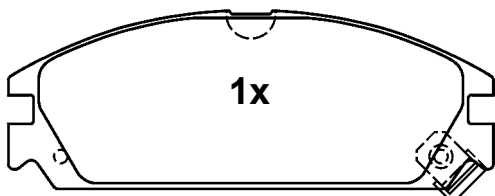
HONDA



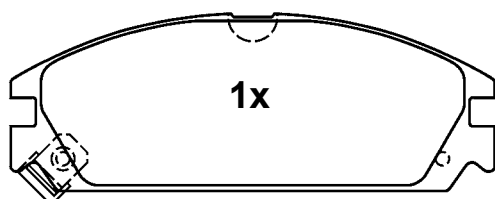
AKE



20099 15,0



20104 15,0



20108 15,0

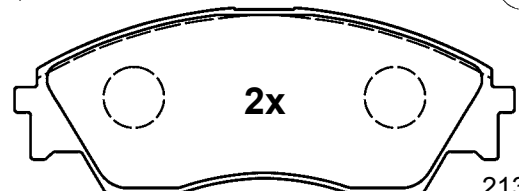
127,7 x 48,7 x 15,0



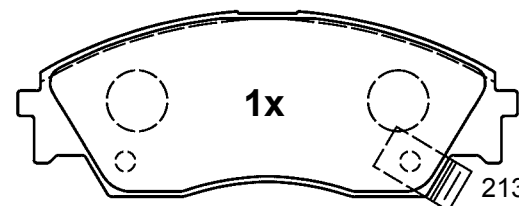
HONDA



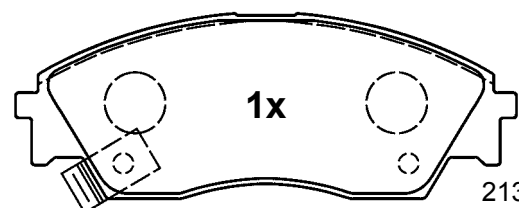
AKE



21322 15,0



21323 15,0



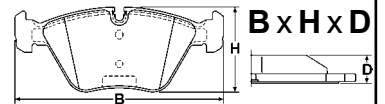
21324 15,0

132,2 x 50,0 x 15,0

Abbildungen Scheibenbremsbeläge

Illustrations disc brake pads - Illustrazioni pastiglie freno -

Illustrations plaquettes de frein - Ilustraciones pastillas de freno



Maßstab - scale - scala - échelle - escala 1:2

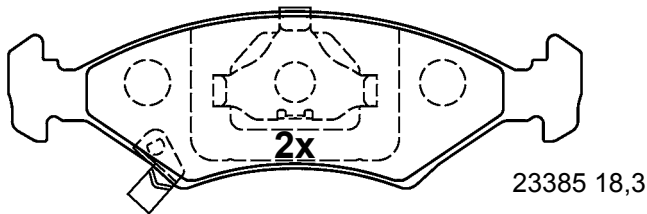
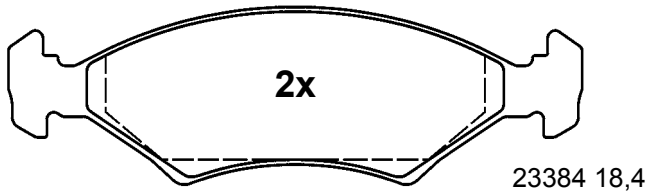
13.0460-5923.2 605923



KIA



AKE



151,3 x 46,4 x 18,3

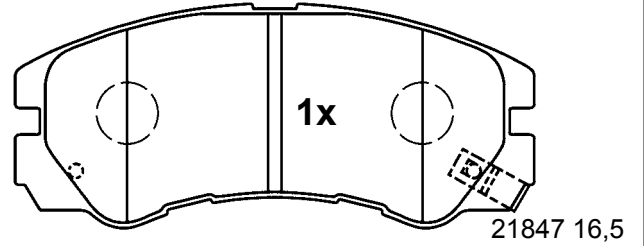
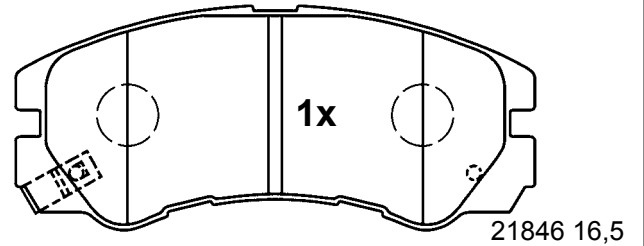
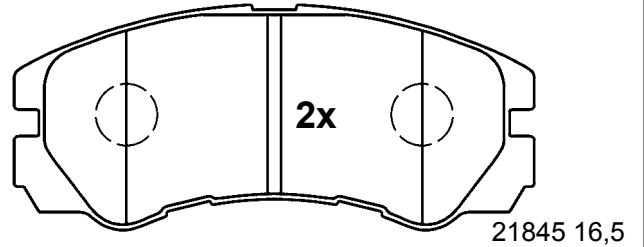
13.0460-5926.2 605926



ISUZU, OPEL, VAUXHALLI



AKE



137,7 x 58,6 x 16,5


13.0460-5924.2 605924



KIA



ATE



61,7 x 51,1 x 14,9

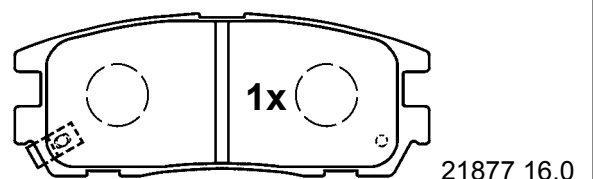
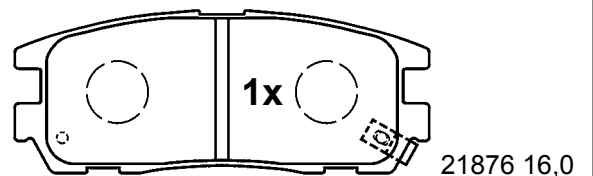
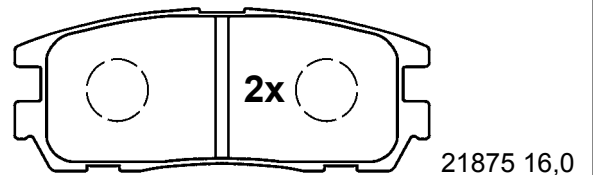
13.0460-5927.2 605927



ISUZU, OPEL, VAUXHALL



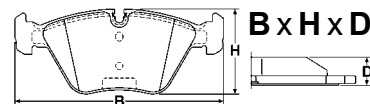
AKE



109,6 x 42,8 x 16,0

Abbildungen Scheibenbremsbeläge

Illustrations disc brake pads - Illustrazioni pastiglie freno -
Illustrations plaquettes de frein - Ilustraciones pastillas de freno



Maßstab - scale - scala - échelle - escala 1:2

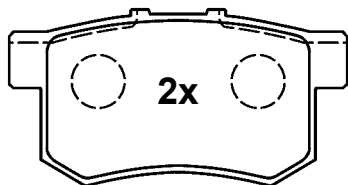
13.0460-5929.2 605929



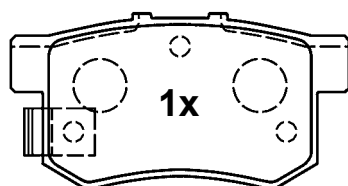
HONDA, MG, ROVER, SUZUKI



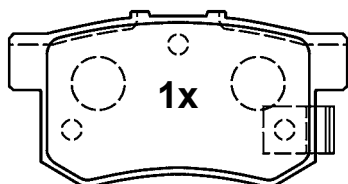
AKE



21719 15,0



21720 15,0



21721 15,0

88,9 x 47,1 x 15,0

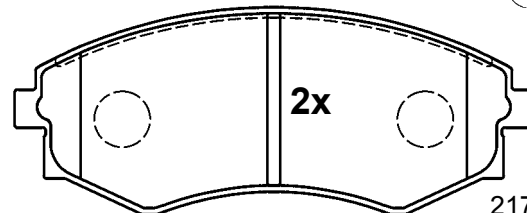
13.0460-5933.2 605933



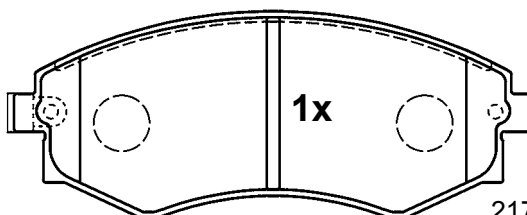
HYUNDAI, KIA, NISSAN



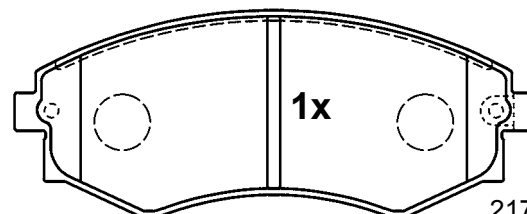
AKE



21725 16,8



21726 16,8



21727 16,8

137,0 x 54,5 x 16,8

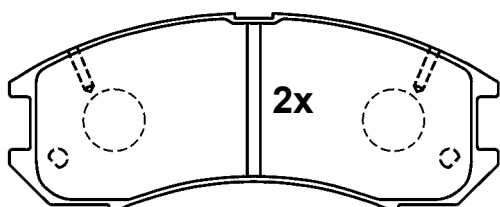
13.0460-5932.2 605932



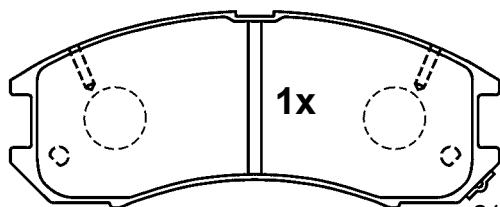
FORD, MAZDA



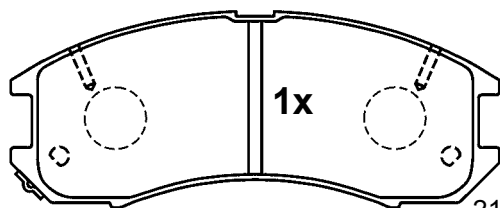
AKE



21378 15,0



21379 16,0



21380 16,0

130,0 x 52,5 x 16,0

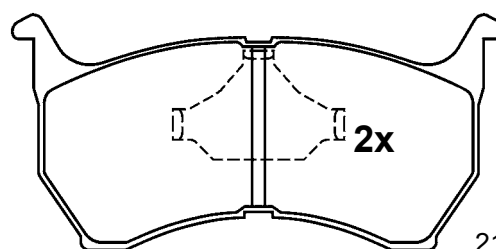
13.0460-5934.2 605934



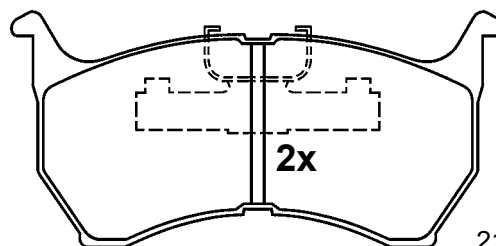
MAZDA



AKE



21041 15,0



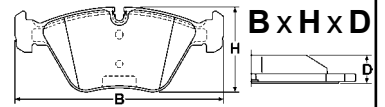
21168 15,0

130,0 x 61,2 x 15,0

Abbildungen Scheibenbremsbeläge

Illustrations disc brake pads - Illustrazioni pastiglie freno -

Illustrations plaquettes de frein - Ilustraciones pastillas de freno

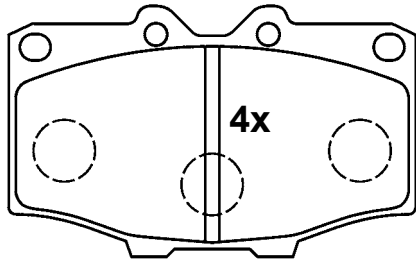


Maßstab - scale - scala - échelle - escala 1:2

13.0460-5935.2 605935

TOYOTA

SUM



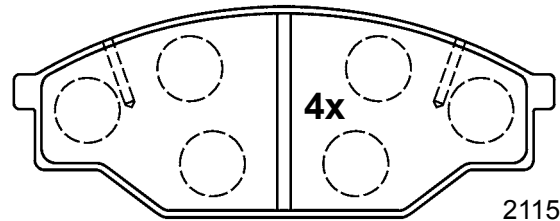
20852 15,5

107,1 x 65,7 x 15,5

13.0460-5938.2 605938

TOYOTA, VOLKSWAGEN

AKE



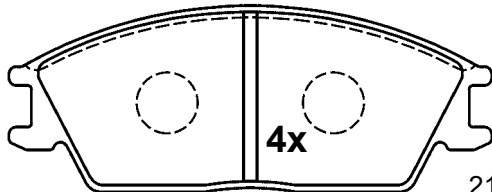
21158 15,5

142,7 x 55,5 x 15,5

13.0460-5936.2 605936

HONDA, HYUNDAI

AKE



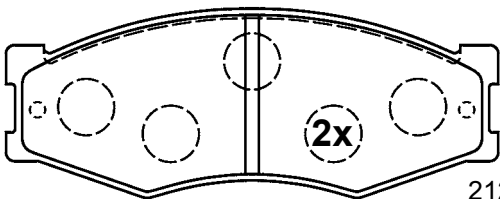
21012 15,0

127,0 x 49,0 x 15,0

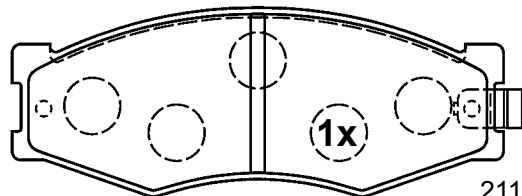
13.0460-5937.2 605937

NISSAN

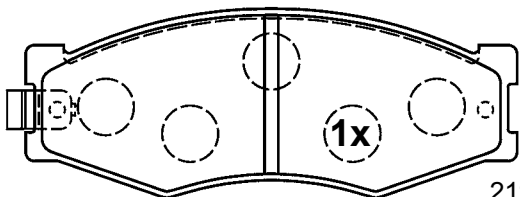
AKE



21229 17,0



21119 17,0



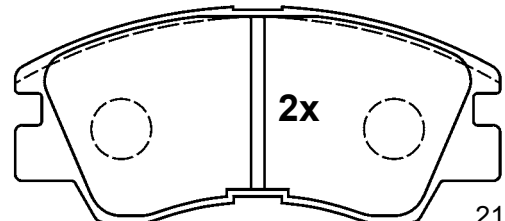
21130 17,0

130,2 x 49,7 x 17,0

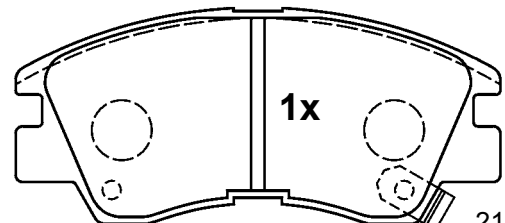
13.0460-5940.2 605940

MITSUBISHI

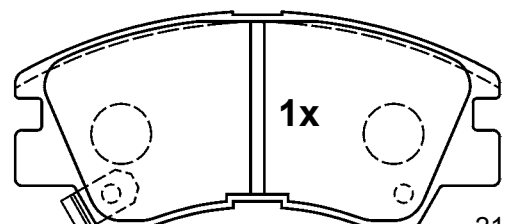
SUM



21375 16,0



21373 16,0



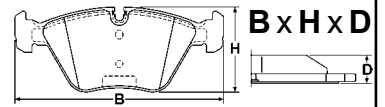
21374 16,0

127,9 x 57,1 x 16,0

Abbildungen Scheibenbremsbeläge

Illustrations disc brake pads - Illustrazioni pastiglie freno -

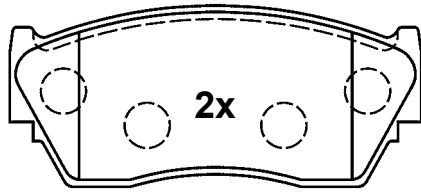
Illustrations plaquettes de frein - Ilustraciones pastillas de freno



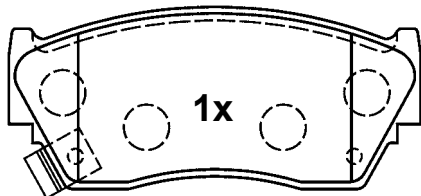
Maßstab - scale - scala - échelle - escala 1:2

13.0460-5941.2 605941

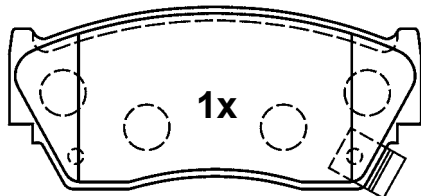
NISSAN



21657 16,4



21658 16,4

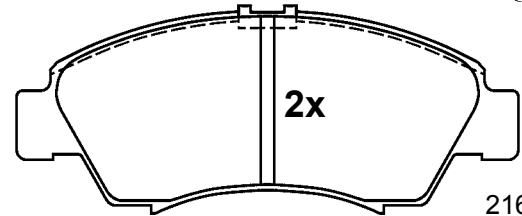


21659 16,4

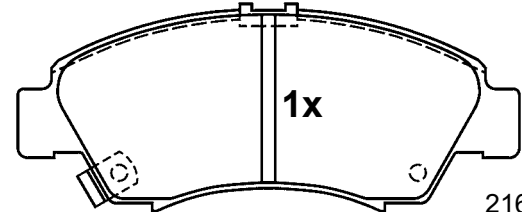
108,3 x 47,9 x 16,4

13.0460-5943.2 605943

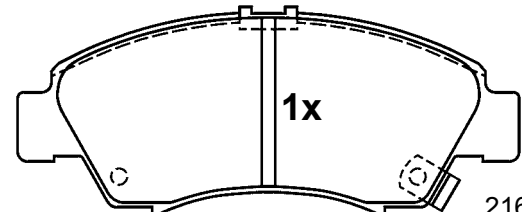
HONDA



21697 15,0



21698 15,0

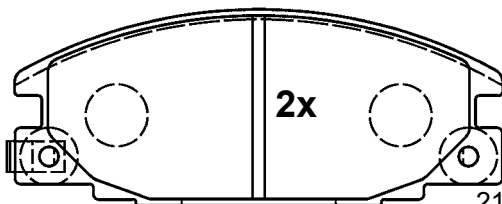


21699 15,0

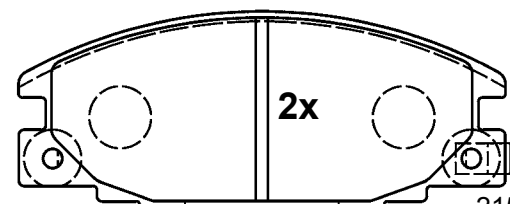
131,3 x 54,6 x 15,0

13.0460-5942.2 605942

ISUZU, OPEL, VAUXHALL



21543 16,5

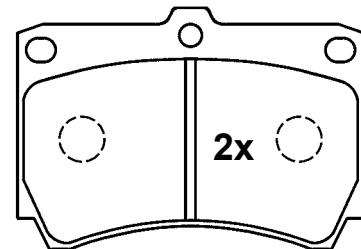


21544 16,5

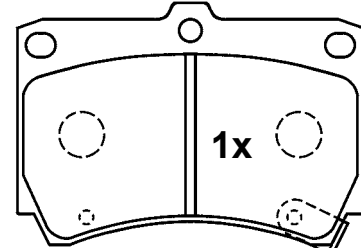
127,1 x 50,9 x 16,5

13.0460-5944.2 605944

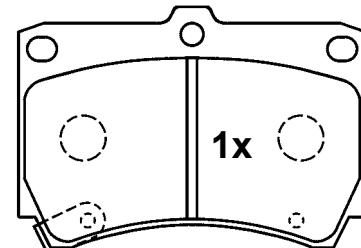
KIA, MAZDA



21654 15,0



21655 15,0



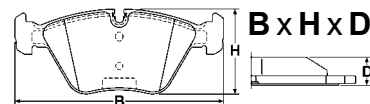
21656 15,0

91,6 x 64,2 x 15,0

Abbildungen Scheibenbremsbeläge

Illustrations disc brake pads - Illustrazioni pastiglie freno -

Illustrations plaquettes de frein - Ilustraciones pastillas de freno



Maßstab - scale - scala - échelle - escala 1:2

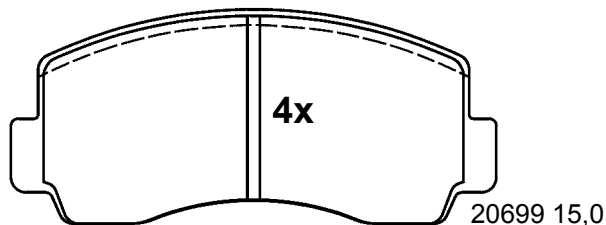
13.0460-5946.2 605946



MITSUBISHI, TOYOTA



AKE



20699 15,0

128,1 x 56,4 x 15,0

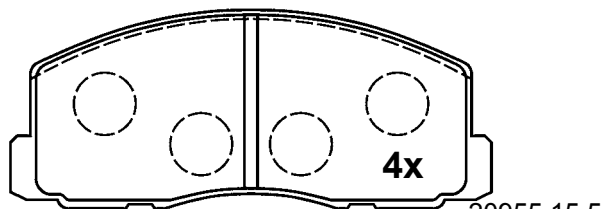
13.0460-5947.2 605947



MITSUBISHI



SUM



20955 15,5

127,7 x 52,6 x 15,5

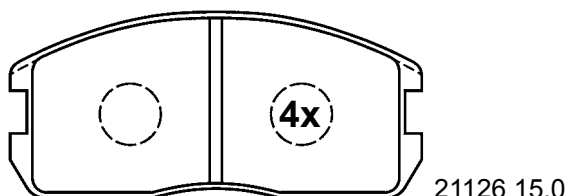
13.0460-5948.2 605948



MITSUBISHI



SUM



21126 15,0

108,0 x 49,0 x 15,0

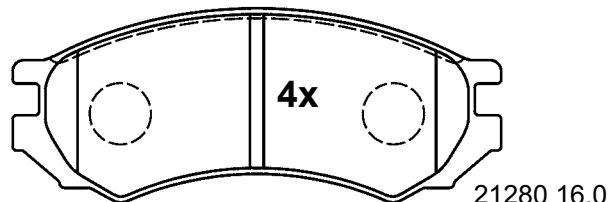
13.0460-5949.2 605949



NISSAN



AKE



21280 16,0

127,6 x 50,4 x 16,0

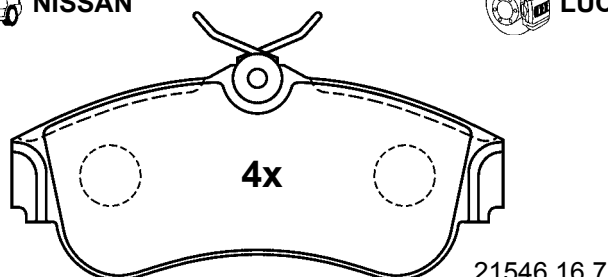
13.0460-5950.2 605950



NISSAN



LUC



21546 16,7

129,2 x 57,4 x 16,7

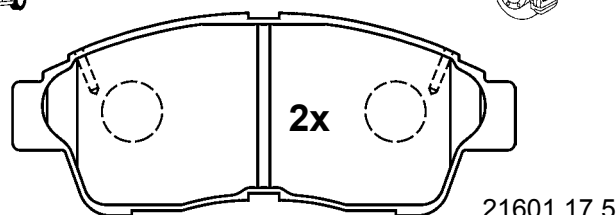
13.0460-5951.2 605951



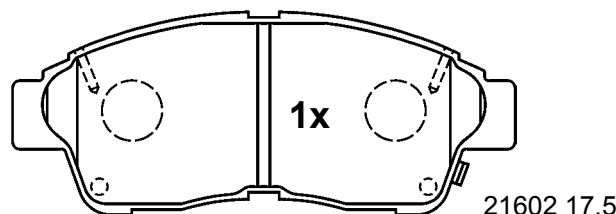
TOYOTA



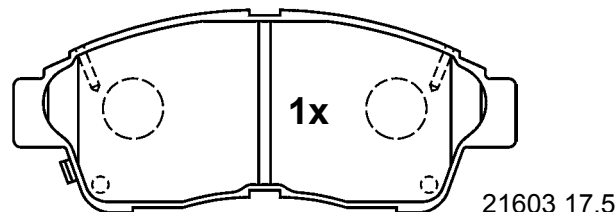
SUM



21601 17,5



21602 17,5



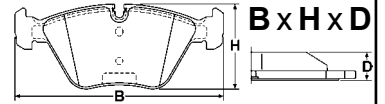
21603 17,5

132,9 x 53,0 x 17,5

Abbildungen Scheibenbremsbeläge

Illustrations disc brake pads - Illustrazioni pastiglie freno -

Illustrations plaquettes de frein - Ilustraciones pastillas de freno



Maßstab - scale - scala - échelle - escala 1:2

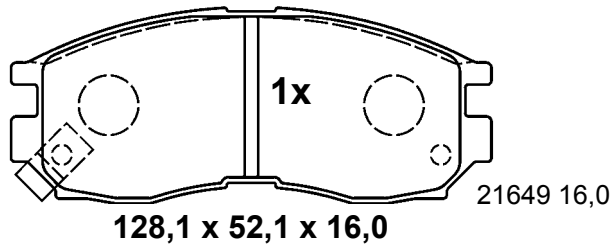
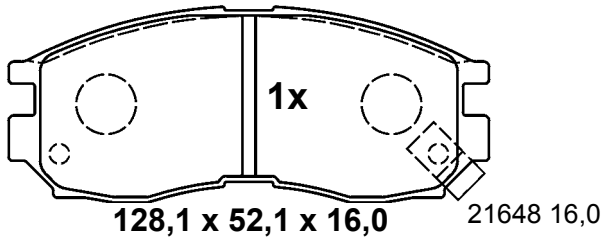
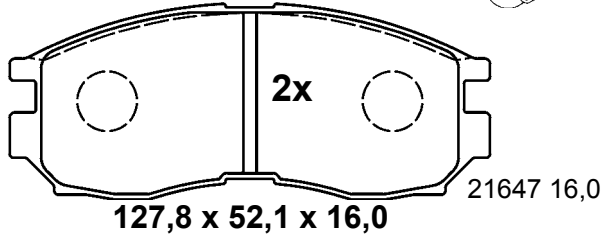
13.0460-5952.2 605952



MITSUBISHI, PROTON



SUM



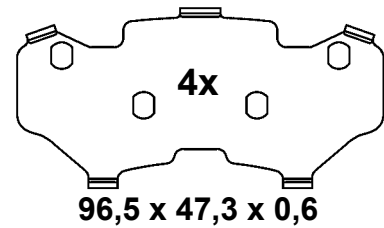
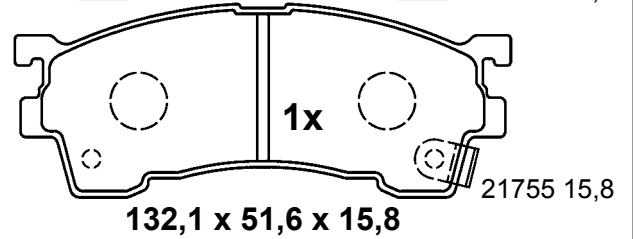
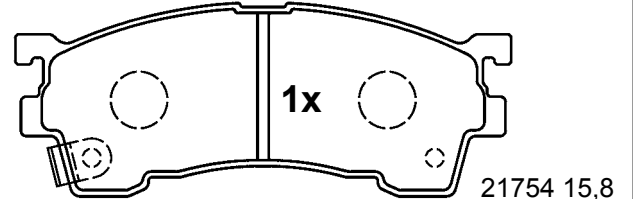
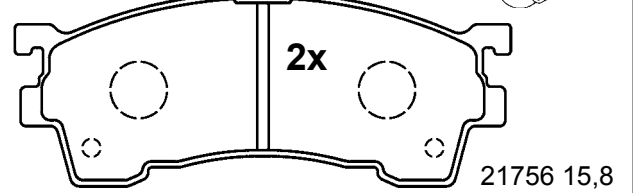
13.0460-5954.2 605954



FORD, MAZDA



SUM



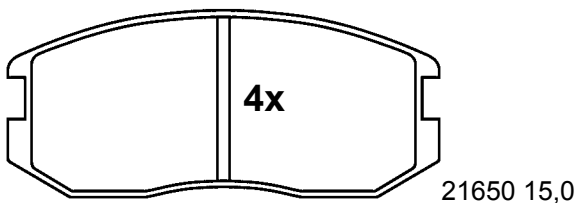
13.0460-5953.2 605953



MITSUBISHI, PROTON



SUM



114,1 x 50,0 x 15,0

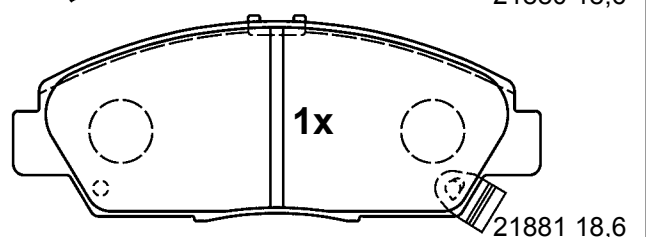
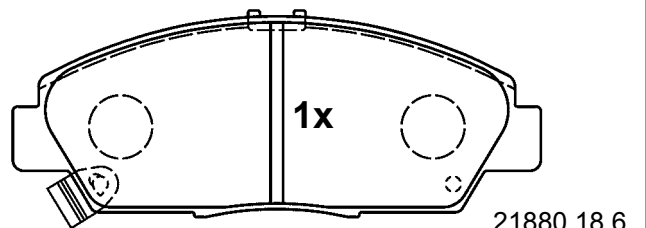
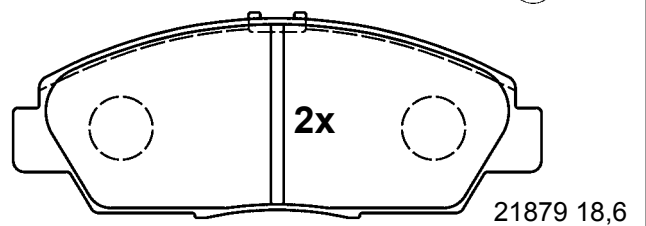
13.0460-5955.2 605955



HONDA, ROVER



AKE

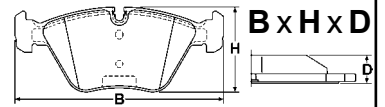


137,8 x 53,8 x 18,6

Abbildungen Scheibenbremsbeläge

Illustrations disc brake pads - Illustrazioni pastiglie freno -

Illustrations plaquettes de frein - Ilustraciones pastillas de freno



Maßstab - scale - scala - échelle - escala 1:2

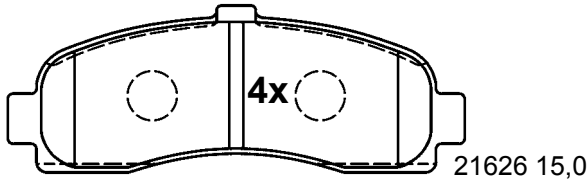
13.0460-5956.2 605956



NISSAN



AKE



120,8 x 45,0 x 15,0

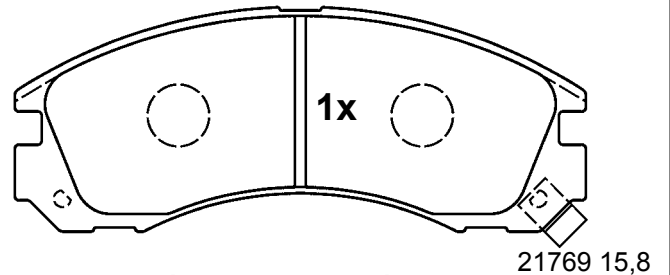
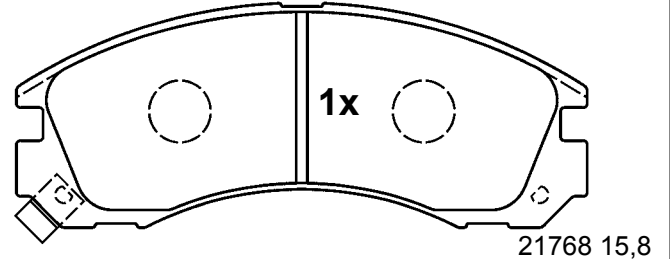
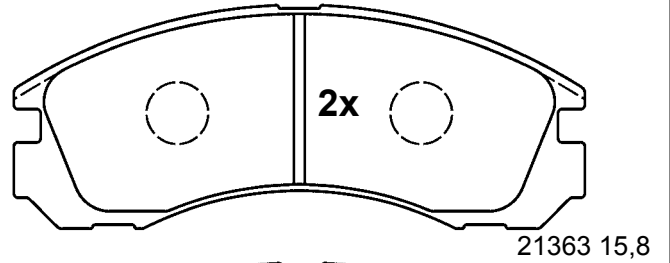
13.0460-5958.2 605958



CITROEN, MITSUBISHI, PEUGEOT



AKE



149,9 x 58,8 x 15,8

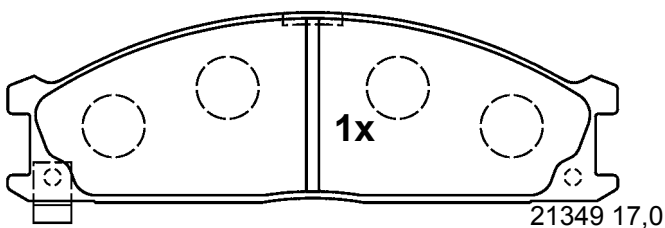
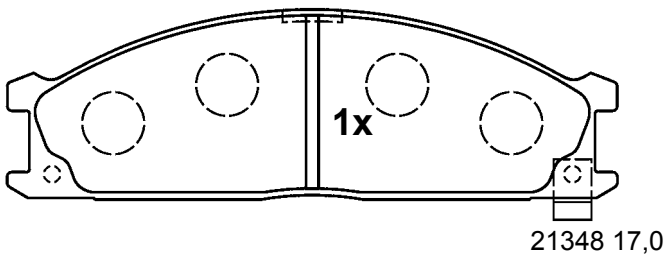
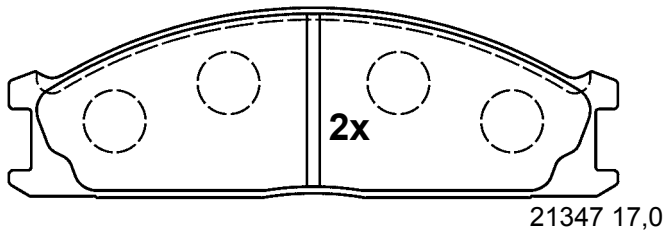
13.0460-5957.2 605957



NISSAN



AKE



160,6 x 49,3 x 17,0

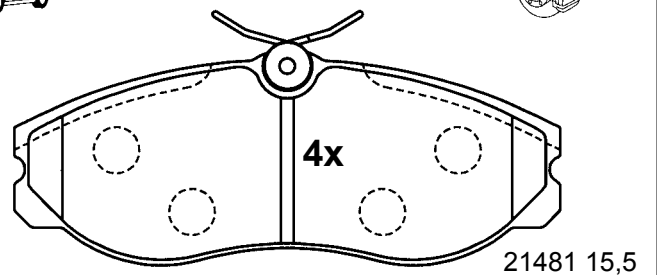
13.0460-5959.2 605959



FORD, NISSAN



LUC



144,9 x 55,6 x 15,5

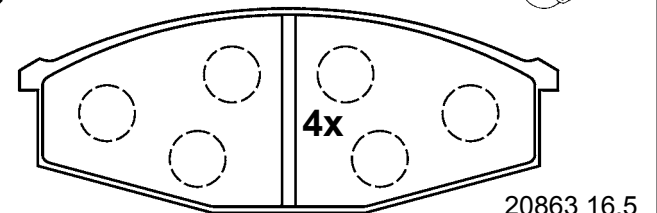
13.0460-5960.2 605960



NISSAN



SUM

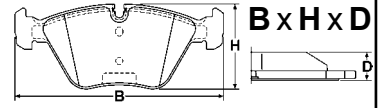


142,1 x 53,5 x 16,5

Abbildungen Scheibenbremsbeläge

Illustrations disc brake pads - Illustrazioni pastiglie freno -

Illustrations plaquettes de frein - Ilustraciones pastillas de freno

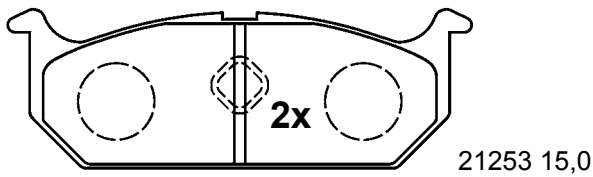
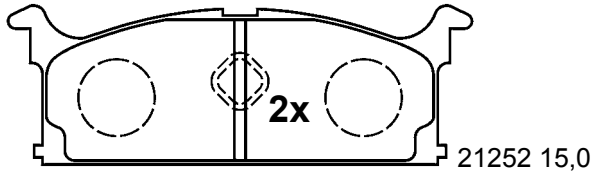


Maßstab - scale - scala - échelle - escala 1:2

13.0460-5961.2 605961

SUZUKI

AKE

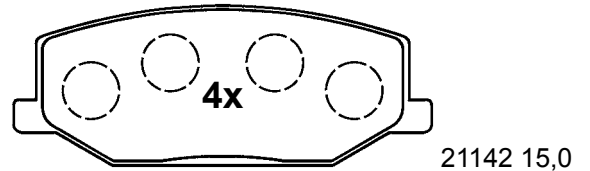


123,1 x 41,7 x 15,0

13.0460-5966.2 605966

SUZUKI

SUM

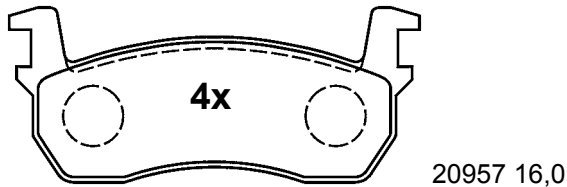


110,4 x 41,6 x 15,0

13.0460-5962.2 605962

NISSAN

AKE

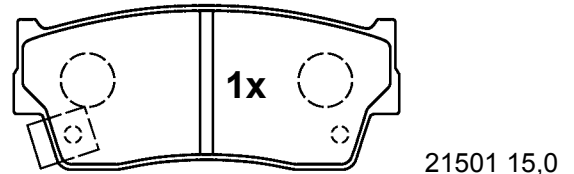
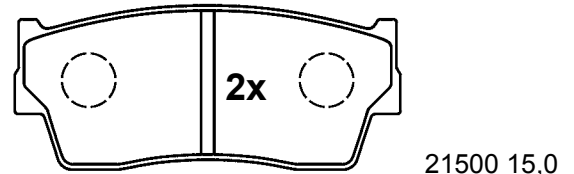


108,1 x 45,3 x 16,0

13.0460-5967.2 605967

SUZUKI

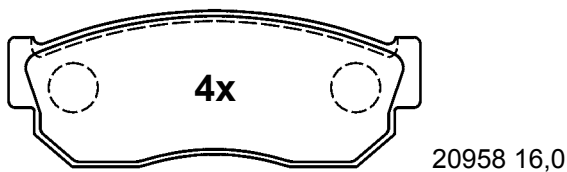
AKE



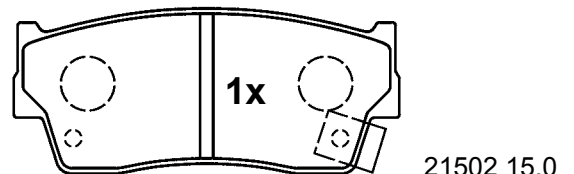
13.0460-5963.2 605963

NISSAN, SUBARU

AKE



108,7 x 40,5 x 16,0

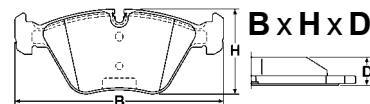


103,4 x 43,7 x 15,0

Abbildungen Scheibenbremsbeläge

Illustrations disc brake pads - Illustrazioni pastiglie freno -

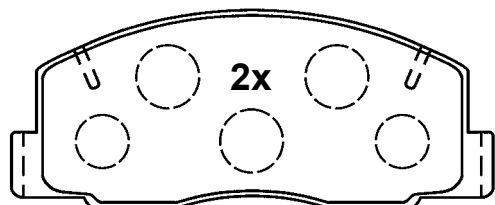
Illustrations plaquettes de frein - Ilustraciones pastillas de freno



Maßstab - scale - scala - échelle - escala 1:2

13.0460-5968.2 605968

TOYOTA



128,3 x 52,1 x 15,5

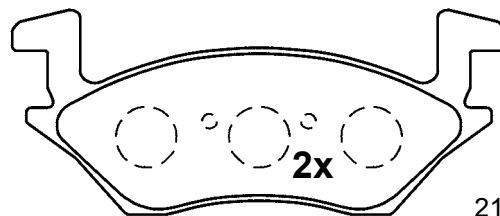
21369 15,5

13.0460-5969.2 605969

TOYOTA

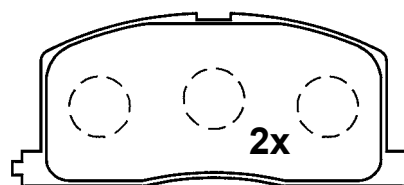


SUM



131,9 x 54,3 x 13,5

21948 13,5



106,1 x 45,7 x 13,5

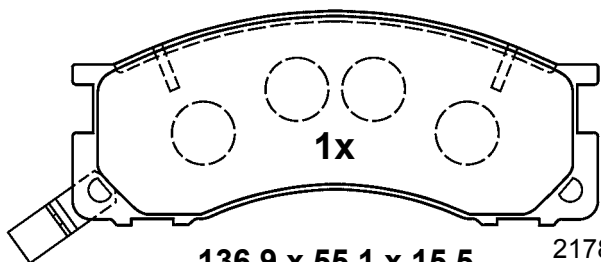
21949 13,5

13.0460-5970.2 605970

KIA, MAZDA

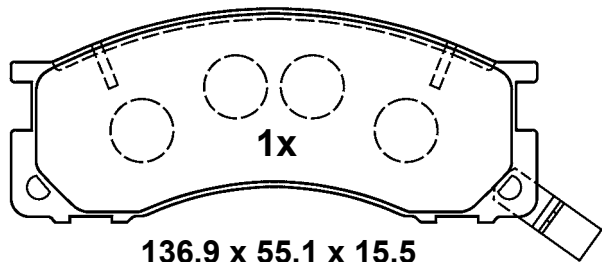


SUM



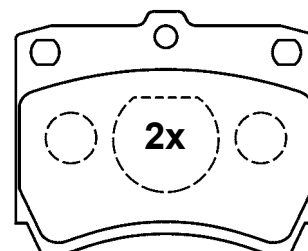
136,9 x 55,1 x 15,5

21780 15,5

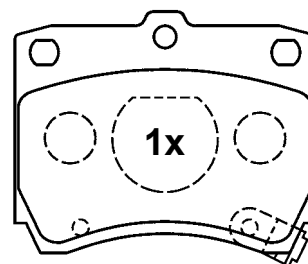


136,9 x 55,1 x 15,5

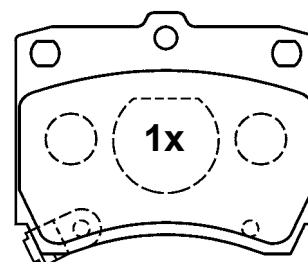
21781 15,5



21357 13,5



21355 13,5

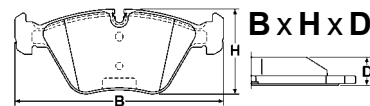


21356 13,5

78,7 x 63,4 x 13,5

Abbildungen Scheibenbremsbeläge

Illustrations disc brake pads - Illustrazioni pastiglie freno -
Illustrations plaquettes de frein - Ilustraciones pastillas de freno

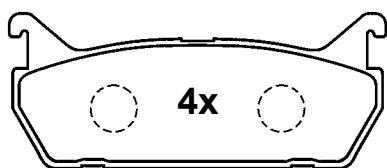


Maßstab - scale - scala - échelle - escala 1:2

13.0460-5972.2 605972



DAIHATSU, MAZDA, SUZUKI



21559 11,5

102,3 x 39,3 x 11,5

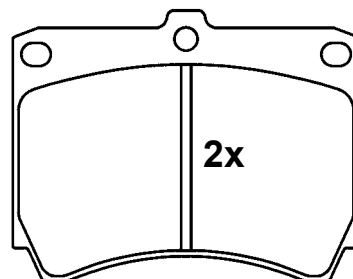
13.0460-5974.2 605974



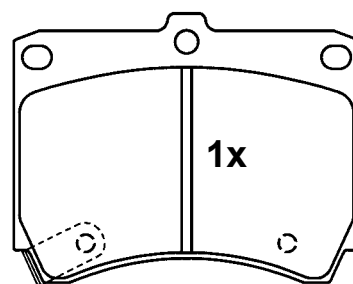
MAZDA



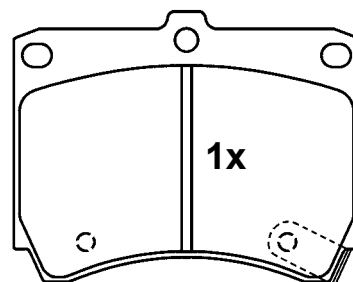
SUM



21539 15,0



21540 15,0



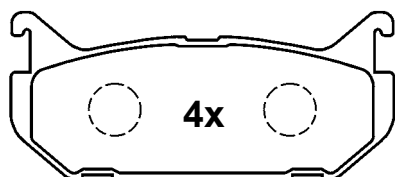
21541 15,0

91,6 x 70,5 x 15,0

13.0460-5973.2 605973



FORD, MAZDA



21766 13,5

99,9 x 43,6 x 13,5

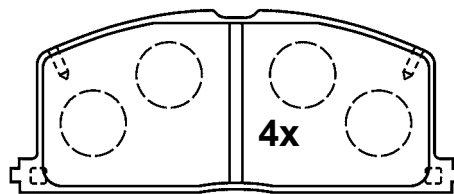
13.0460-5976.2 605976



TOYOTA



AKE



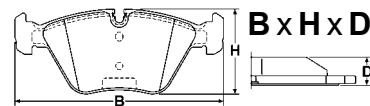
20870 15,0

119,8 x 47,6 x 15,0

Abbildungen Scheibenbremsbeläge

Illustrations disc brake pads - Illustrazioni pastiglie freno -

Illustrations plaquettes de frein - Ilustraciones pastillas de freno

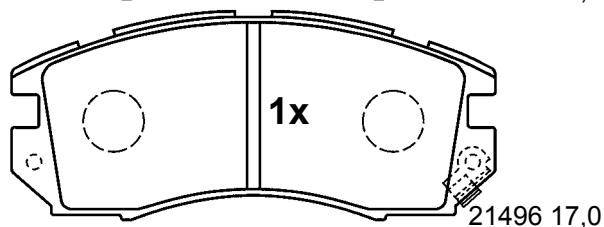
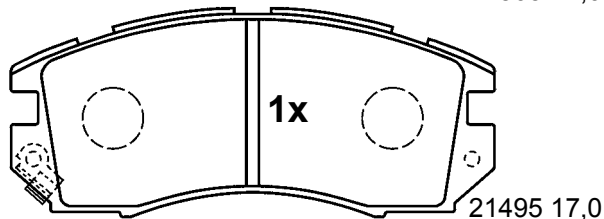
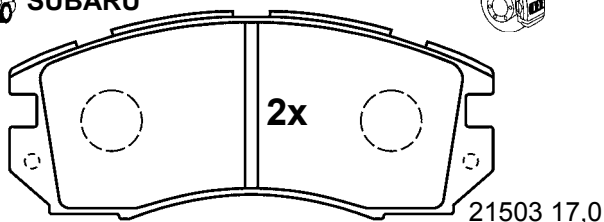


Maßstab - scale - scala - échelle - escala 1:2

13.0460-5978.2 605978



SUBARU

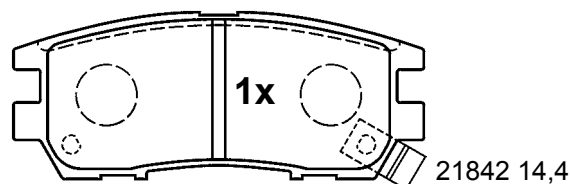
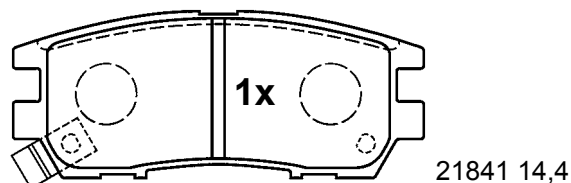
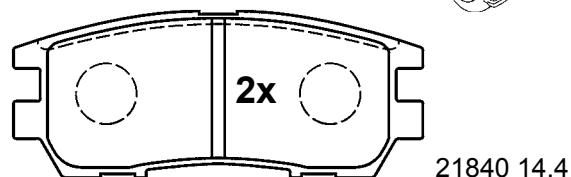


127,7 x 54,4 x 17,0

13.0460-5981.2 605981



MITSUBISHI

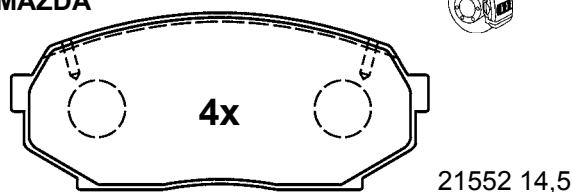


107,8 x 43,8 x 14,4

13.0460-5979.2 605979



MAZDA

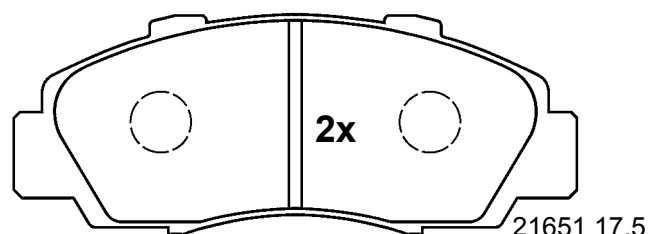


110,1 x 46,1 x 14,5

13.0460-5982.2 605982



HONDA



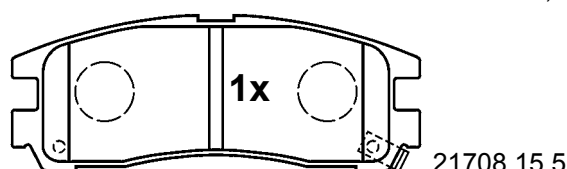
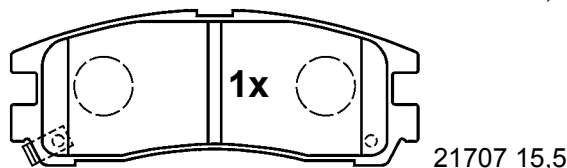
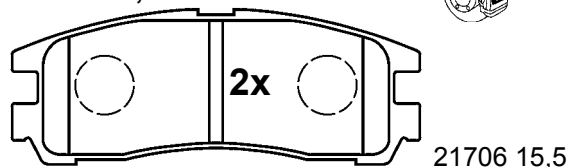
13.0460-5980.2 605980



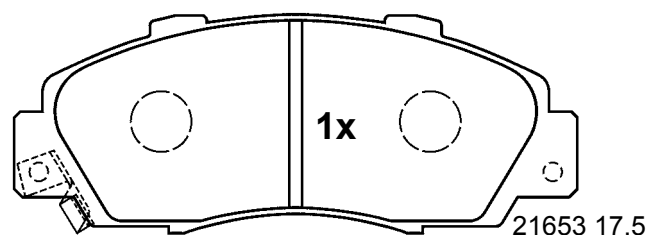
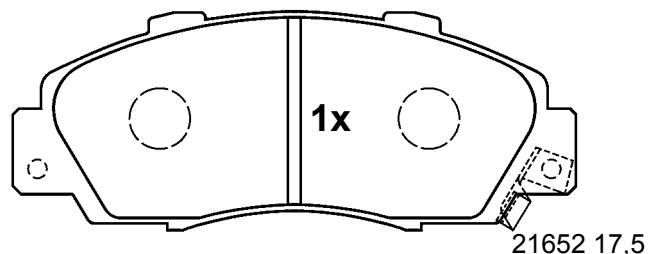
CHRYSLER, MITSUBISHI



AKE



107,7 x 41,3 x 15,5

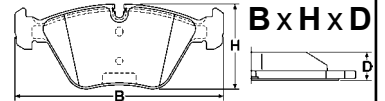


148,7 x 57,8 x 17,5

Abbildungen Scheibenbremsbeläge

Illustrations disc brake pads - Illustrazioni pastiglie freno -

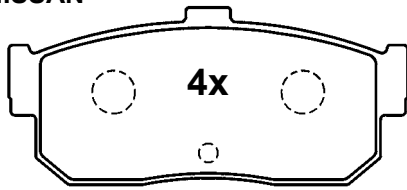
Illustrations plaquettes de frein - Ilustraciones pastillas de freno



Maßstab - scale - scala - échelle - escala 1:2

13.0460-5983.2 605983

NISSAN

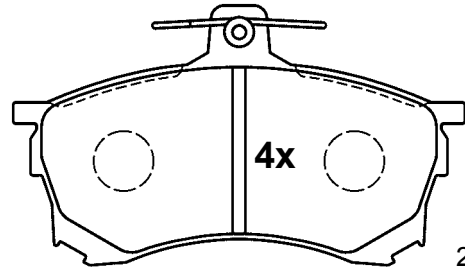


21713 16,5

105,3 x 47,0 x 16,5

13.0460-5987.2 605987

MITSUBISHI

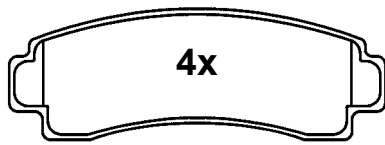


23080 15,0

119,3 x 68,6 x 15,0

13.0460-5984.2 605984

NISSAN

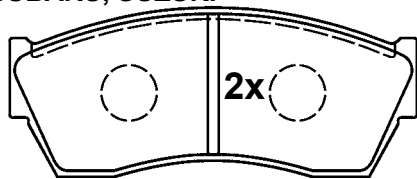


21734 16,0

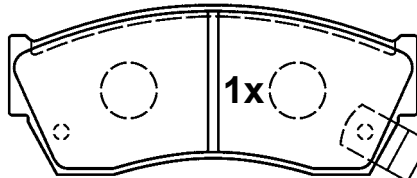
98,8 x 33,7 x 16,0

13.0460-5985.2 605985

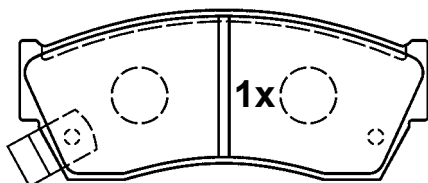
SUBARU, SUZUKI



21333 15,0



21334 15,0

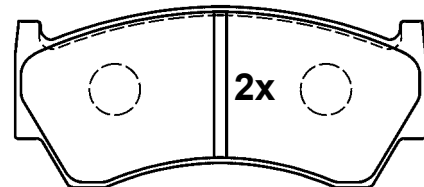


21335 15,0

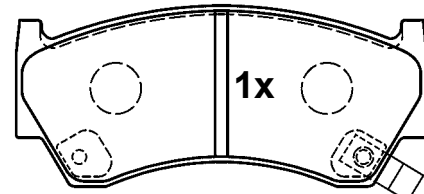
107,5 x 44,6 x 15,0

13.0460-5988.2 605988

NISSAN



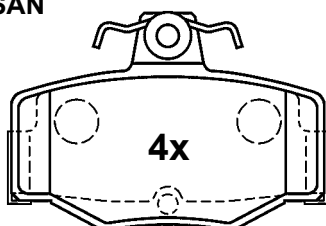
23004 15,9



23005 15,9

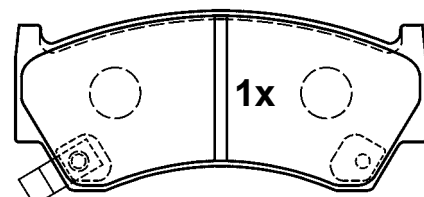
13.0460-5986.2 605986

NISSAN



21545 14,9

82,2 x 57,0 x 14,9



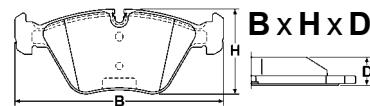
23006 15,9

108,6 x 47,9 x 15,9

Abbildungen Scheibenbremsbeläge

Illustrations disc brake pads - Illustrazioni pastiglie freno -

Illustrations plaquettes de frein - Ilustraciones pastillas de freno



Maßstab - scale - scala - échelle - escala 1:2

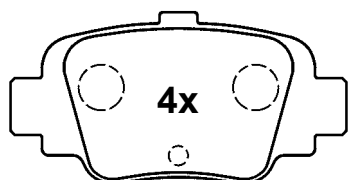
13.0460-5989.2 605989



NISSAN



AKE



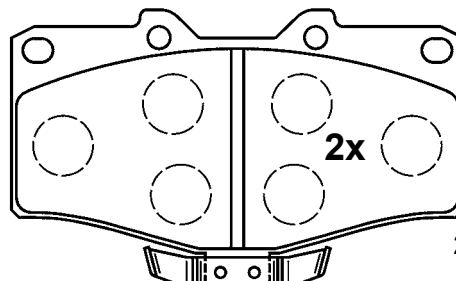
23454 14,9

88,7 x 45,4 x 14,9

13.0460-5992.2 605992

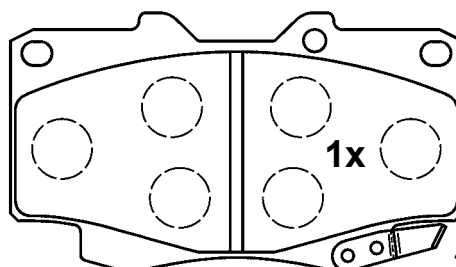


TOYOTA



21679 15,0

119,3 x 73,5 x 15,0



21680 15,0

119,3 x 68,1 x 15,0

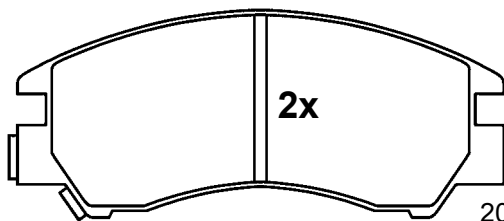
13.0460-5991.2 605991



SUBARU

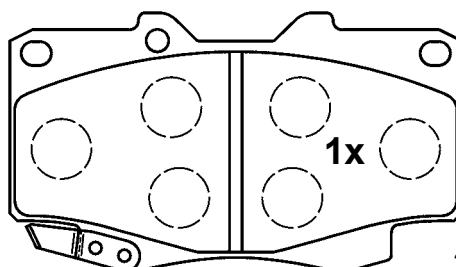


AKE



20112 18,0

127,2 x 55,0 x 18,0



21681 15,0

119,3 x 68,1 x 15,0

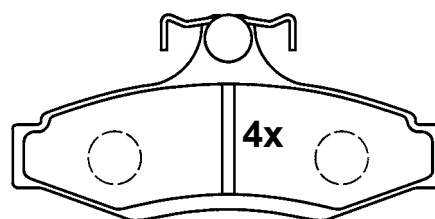
13.0460-5993.2 605993



DAEWOO



LUC

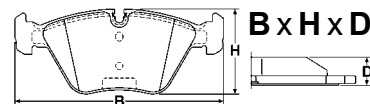


23237 14,5

114,0 x 55,1 x 14,5

Abbildungen Scheibenbremsbeläge

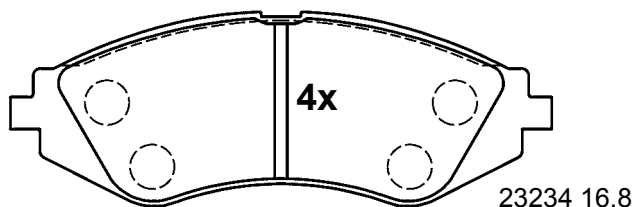
Illustrations disc brake pads - Illustrazioni pastiglie freno -
Illustrations plaquettes de frein - Ilustraciones pastillas de freno



Maßstab - scale - scala - échelle - escala 1:2

13.0460-5994.2 605994

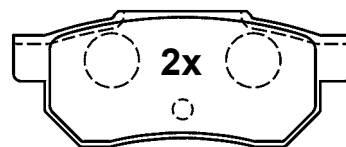
DAEWOO



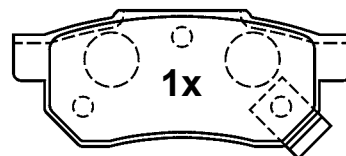
143,0 x 51,4 x 16,8

13.0460-5998.2 605998

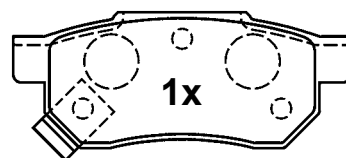
HONDA, MG, ROVER



21312 12,8



21313 12,8

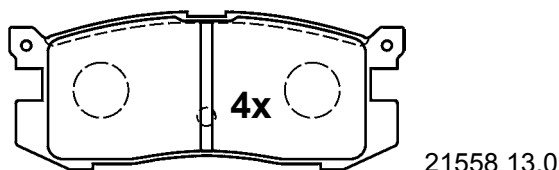


21314 12,8

89,0 x 35,2 x 12,8

13.0460-5995.2 605995

FORD, MAZDA

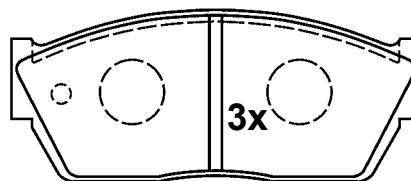


21558 13,0

104,2 x 41,6 x 13,0

13.0460-5999.2 605999

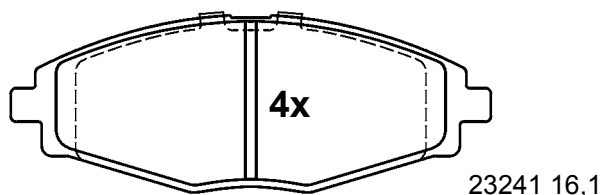
ROVER



20895 15,0

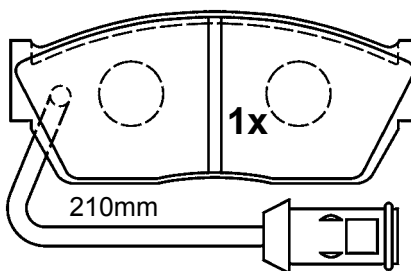
13.0460-5996.2 605996

CHEVROLET, DAEWOO



23241 16,1

127,1 x 48,2 x 16,1



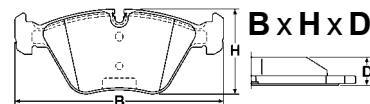
21127 15,0

107,3 x 44,9 x 15,0

Abbildungen Scheibenbremsbeläge

Illustrations disc brake pads - Illustrazioni pastiglie freno -

Illustrations plaquettes de frein - Ilustraciones pastillas de freno



Maßstab - scale - scala - échelle - escala 1:2

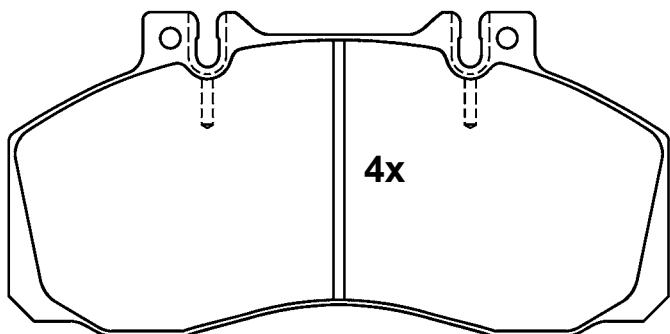
13.0460-6015.2 606015



MERCEDES BENZ



ATE



4x

29835 22,0

174,6 x 85,5 x 22,0

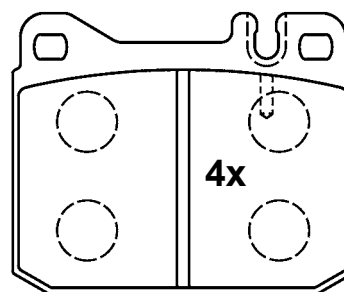
13.0460-6031.2 606031



MERCEDES BENZ



ATE



4x

29581 15,0

89,7 x 73,9 x 15,0

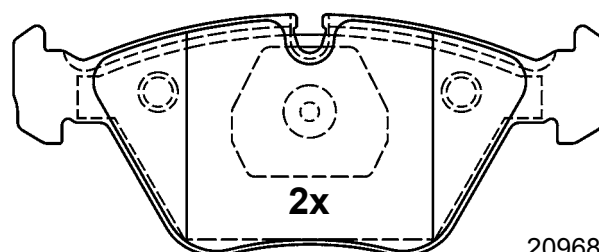
13.0460-6033.2 606033



BMW

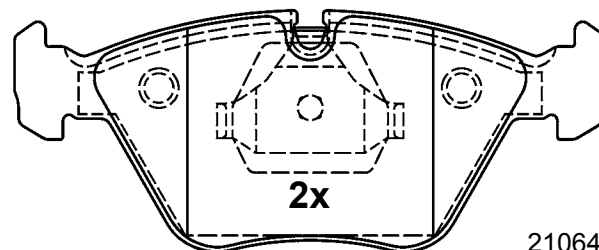


ATE



2x

20968 20,3



2x

21064 20,3

156,3 x 63,5 x 20,3

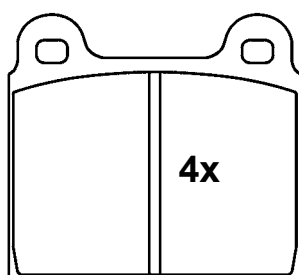
13.0460-6027.2 606027



ALFA ROMEO, FORD,
MERCEDES BENZ, VOLKSWAGEN



ATE



4x

20011 15,0

76,8 x 70,0 x 15,0

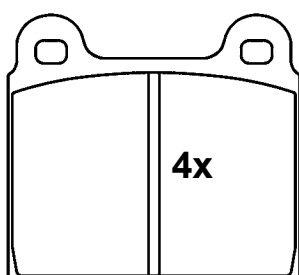
13.0460-6028.2 606028



VOLKSWAGEN



ATE



4x

20011 18,5

76,8 x 70,0 x 18,5

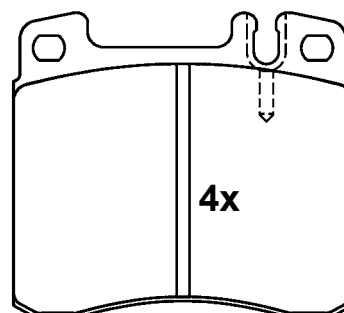
13.0460-6036.2 606036



MERCEDES BENZ



ATE



4x

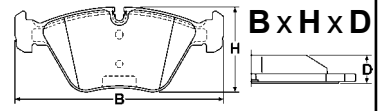
21304 18,5

89,5 x 81,2 x 18,5

Abbildungen Scheibenbremsbeläge

Illustrations disc brake pads - Illustrazioni pastiglie freno -


Illustrations plaquettes de frein - Ilustraciones pastillas de freno



Maßstab - scale - scala - échelle - escala 1:2

13.0460-6909.2 606909

 SKODA

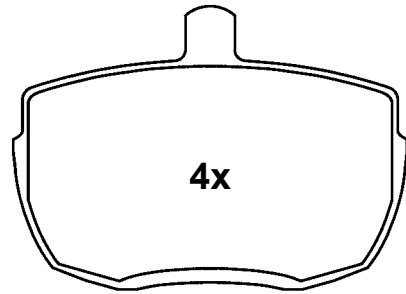


20576 15,5

50,6 x 48,8 x 15,5

13.0460-6911.2 606911

 FORD

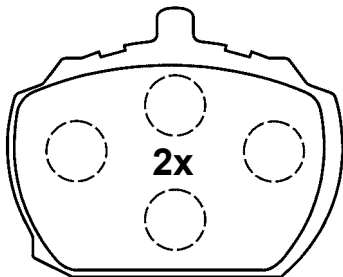


20359 18,0

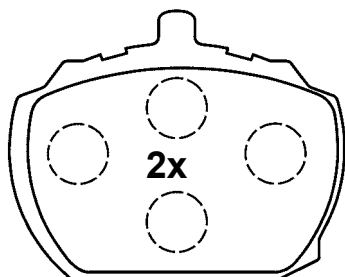
104,9 x 74,7 x 18,0

13.0460-6910.2 606910

 FORD, ROVER

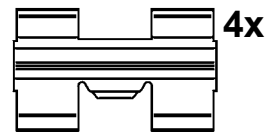
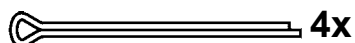
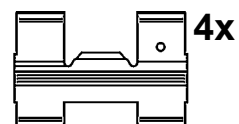


20364 15,0



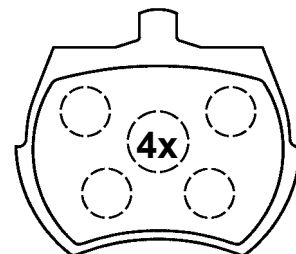
20365 15,0

89,1 x 71,1 x 15,0



13.0460-6914.2 606914

 AUSTIN, INNOCENTI, ROVER



20038 14,0

74,2 x 64,1 x 14,0

Abbildungen Scheibenbremsbeläge

Illustrations disc brake pads - Illustrazioni pastiglie freno -

Illustrations plaquettes de frein - Ilustraciones pastillas de freno



Maßstab - scale - scala - échelle - escala 1:2

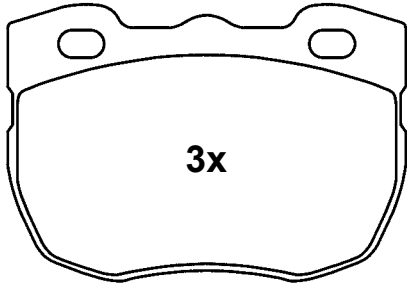
13.0460-6916.2 606916



LAND ROVER

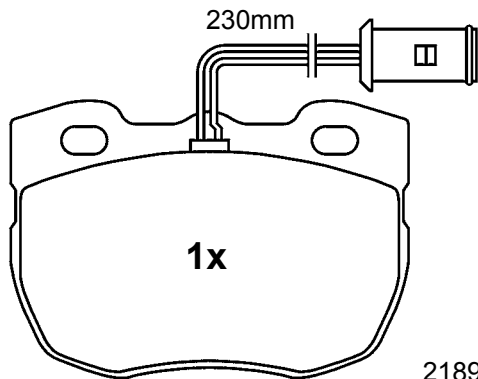


AP



3x

21459 18,5



1x

21897 18,5

104,8 x 72,4 x 18,5

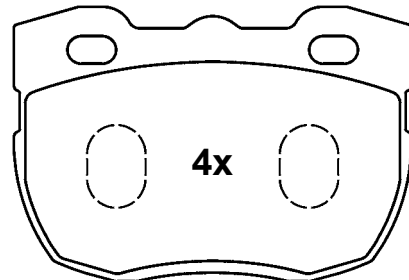
13.0460-6922.2 606922



LAND ROVER



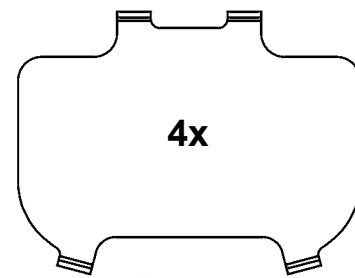
AP



4x

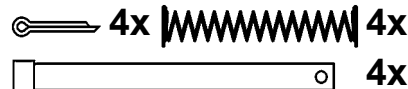
21459 17,5

104,8 x 72,4 x 17,5



4x

D = 0,6



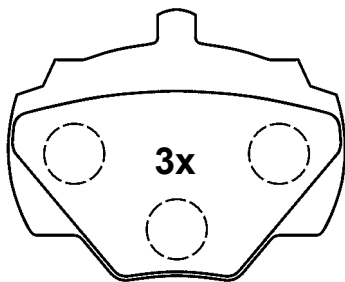
13.0460-6917.2 606917



LAND ROVER

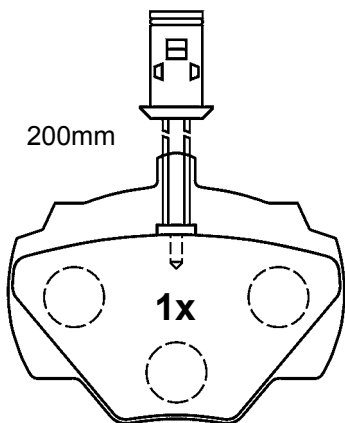


AP



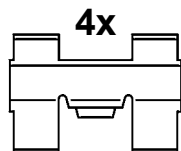
3x

21237 15,5
(21238)

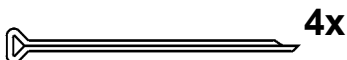


1x

21514 15,5



88,6 x 72,1 x 15,5



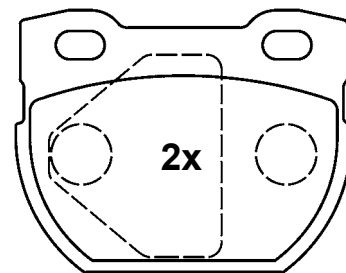
13.0460-6923.2 606923



LAND ROVER

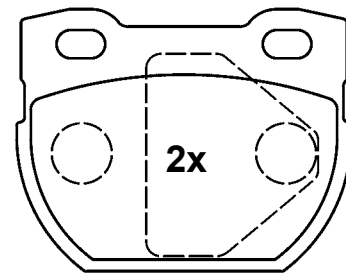


AP



2x

23471 14,5



2x

23471 14,5

88,4 x 68,9 x 14,5

Abbildungen Scheibenbremsbeläge

Illustrations disc brake pads - Illustrazioni pastiglie freno -

Illustrations plaquettes de frein - Ilustraciones pastillas de freno



Maßstab - scale - scala - échelle - escala 1:2

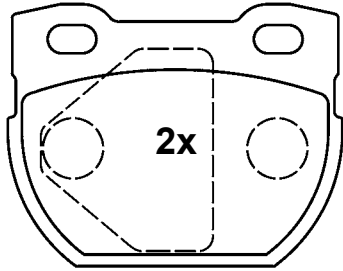
13.0460-6924.2 606924



LAND ROVER



AP



23471 17,5

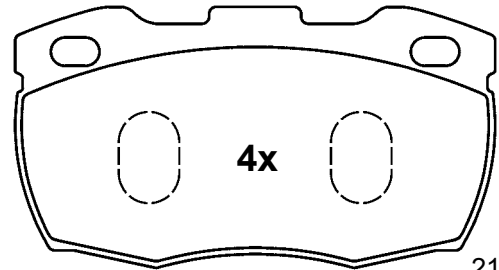
13.0460-6925.2 606925



LAND ROVER

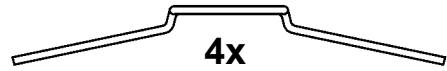


AP



21519 17,8

126,5 x 68,6 x 17,8



4x

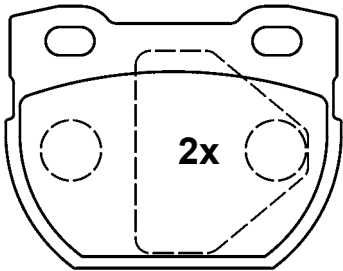
13.0460-6926.2 606926



LAND ROVER

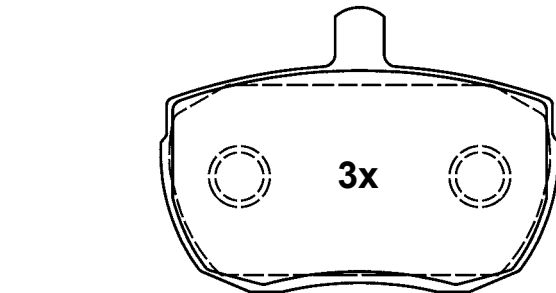


AP

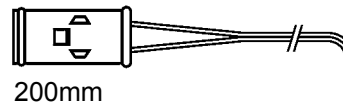


23471 17,5

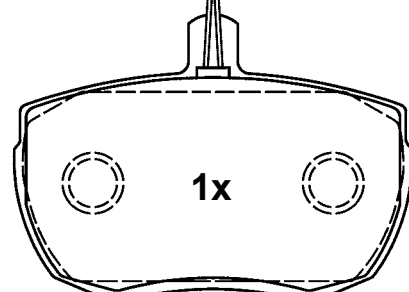
88,4 x 68,9 x 17,5



20359 19,2

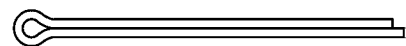


200mm

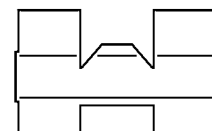


21160 19,2

104,9 x 74,7 x 19,2



4x



4x



4x



4x

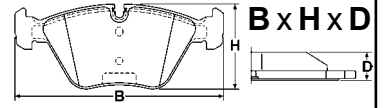


4x

Abbildungen Scheibenbremsbeläge

Illustrations disc brake pads - Illustrazioni pastiglie freno -

Illustrations plaquettes de frein - Ilustraciones pastillas de freno



Maßstab - scale - scala - échelle - escala 1:2

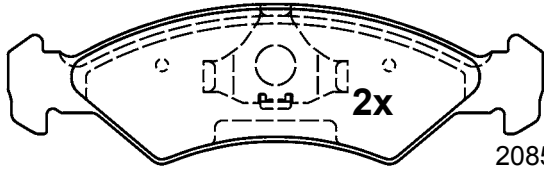
13.0460-7005.2 607005



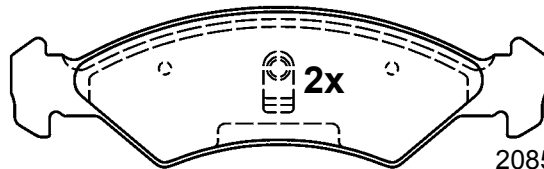
FORD



ATE



20857 17,5



20858 17,5

141,3 x 42,0 x 17,5

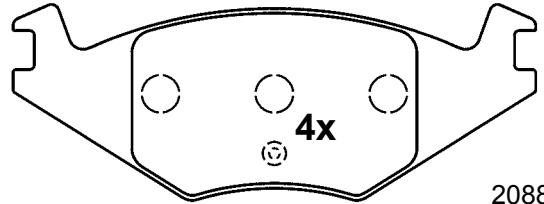
13.0460-7030.2 607030



SEAT, VOLKSWAGEN

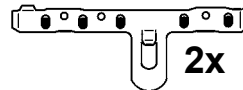


VW

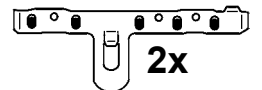


20889 17,3

137,8 x 51,5 x 17,3



2x



2x

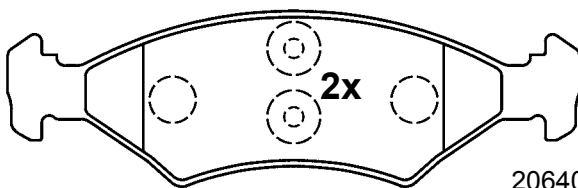
13.0460-7027.2 607027



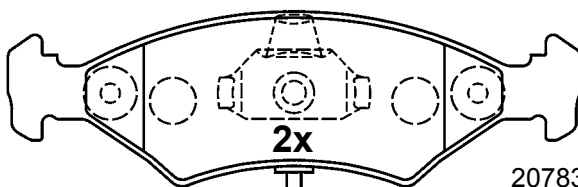
FORD



ATE

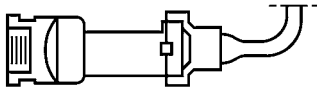


20640 17,5



20783 17,5

255mm



151,3 x 46,4 x 17,5

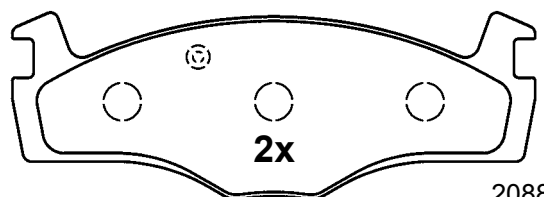
13.0460-7032.2 607032



SEAT, VOLKSWAGEN

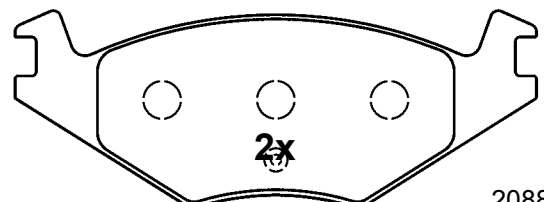


VW



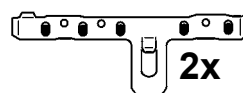
20887 19,7

137,8 x 48,9 x 19,7

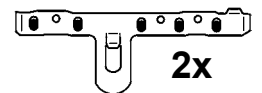


20888 19,7

137,8 x 51,5 x 19,7



2x

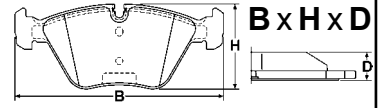


2x

Abbildungen Scheibenbremsbeläge

Illustrations disc brake pads - Illustrazioni pastiglie freno -

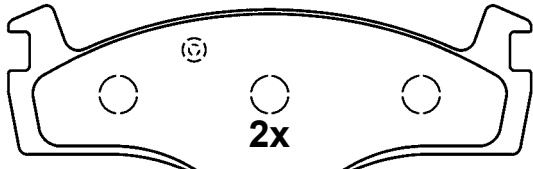
Illustrations plaquettes de frein - Ilustraciones pastillas de freno



Maßstab - scale - scala - échelle - escala 1:2

13.0460-7033.2 607033

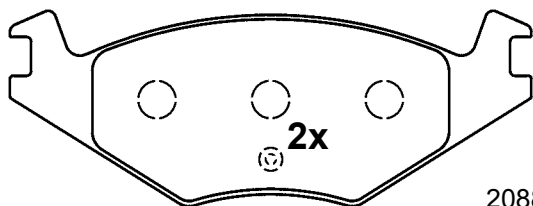
SEAT, VOLKSWAGEN



2x

20887 15,3

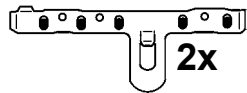
137,8 x 48,9 x 15,3



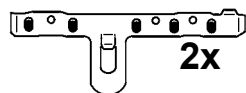
2x

20888 15,3

137,8 x 51,5 x 15,3



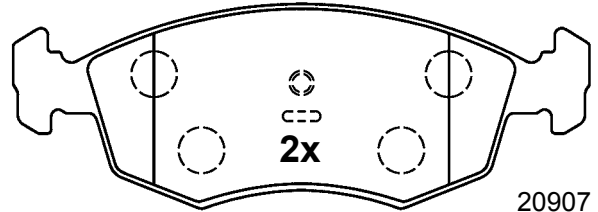
2x



2x

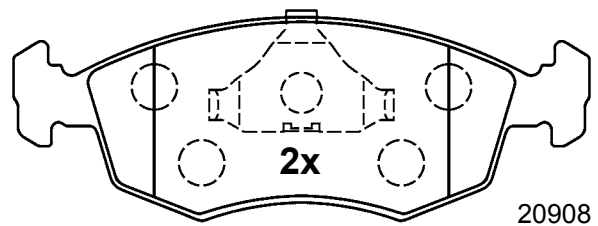
13.0460-7040.2 607040

FORD



2x

20907 18,0



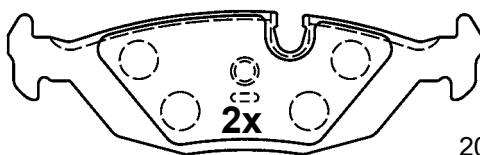
2x

20908 18,0

151,3 x 52,5 x 18,0

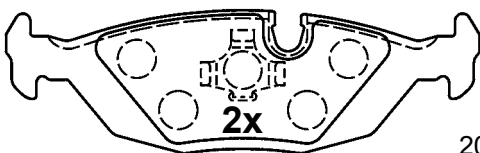
13.0460-7036.2 607036

BMW



2x

20675 16,5



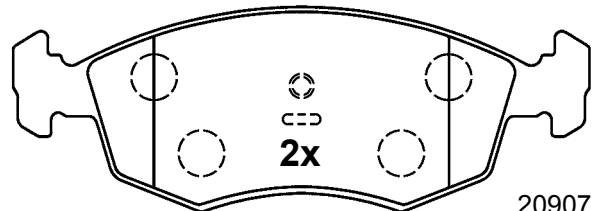
2x

20756 16,5

125,0 x 37,6 x 16,5

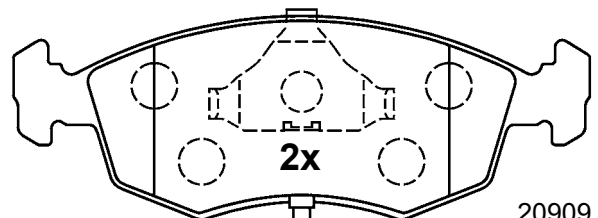
13.0460-7041.2 607041

FORD



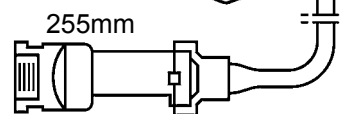
2x

20907 18,0



2x

20909 18,0



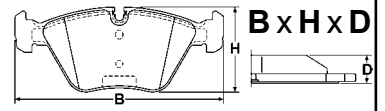
255mm

151,3 x 52,5 x 18,0

Abbildungen Scheibenbremsbeläge

Illustrations disc brake pads - Illustrazioni pastiglie freno -

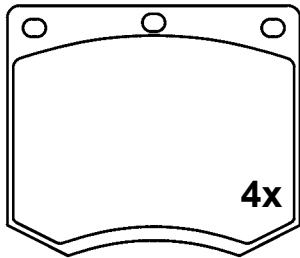
Illustrations plaquettes de frein - Ilustraciones pastillas de freno



Maßstab - scale - scala - échelle - escala 1:2

13.0460-7042.2 607042

FORD, HYUNDAI

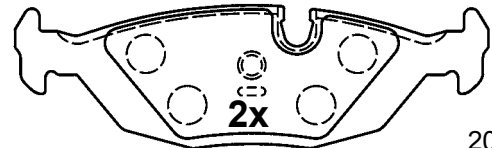


20491 15,0

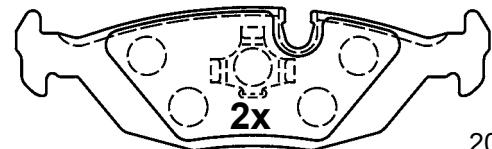
78,1 x 66,2 x 15,0

13.0460-7047.2 607047

BMW



20675 16,5

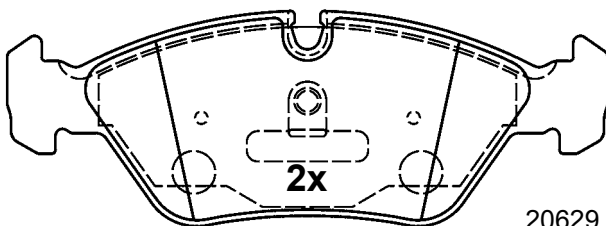


20756 16,5

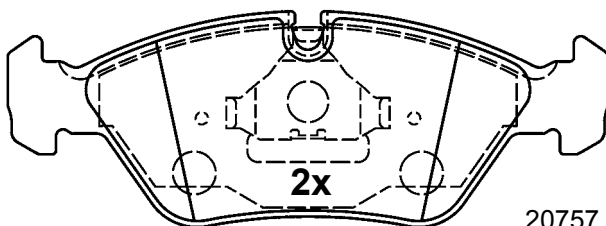
125,0 x 37,6 x 16,5

13.0460-7046.2 607046

BMW



20629 20,3

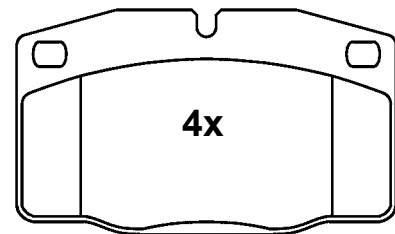


20757 20,3

158,3 x 56,7 x 20,3

13.0460-7048.2 607048

OPEL, VAUXHALL



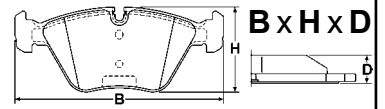
20939 15,8

100,0 x 59,0 x 15,8

Abbildungen Scheibenbremsbeläge

Illustrations disc brake pads - Illustrazioni pastiglie freno -

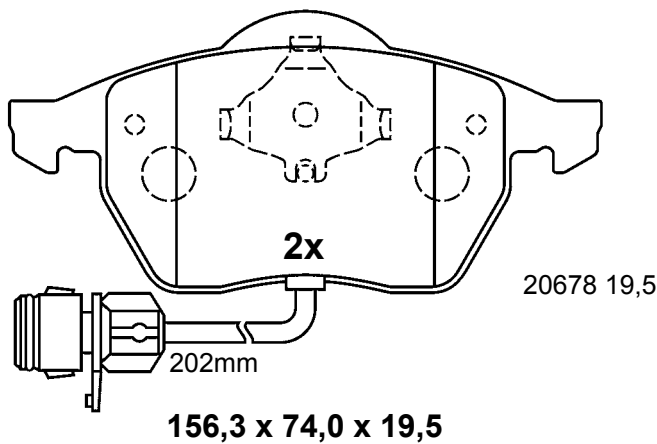
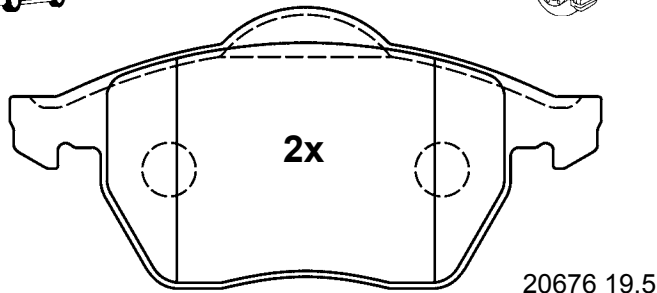
Illustrations plaquettes de frein - Ilustraciones pastillas de freno



Maßstab - scale - scala - échelle - escala 1:2

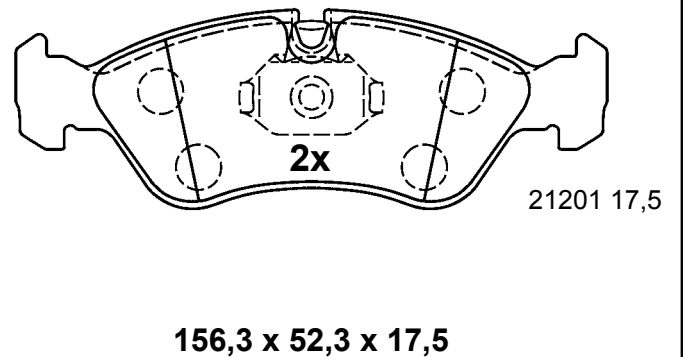
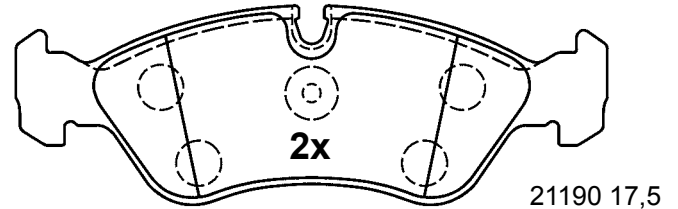
13.0460-7050.2 607050

AUDI



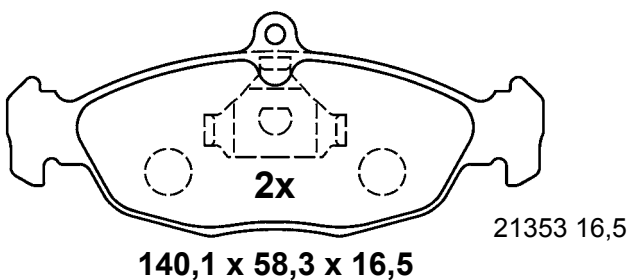
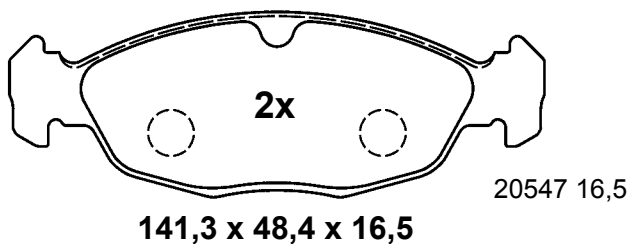
13.0460-7052.2 607052

CHEVROLET, DAEWOO, OPEL, VAUXHALL



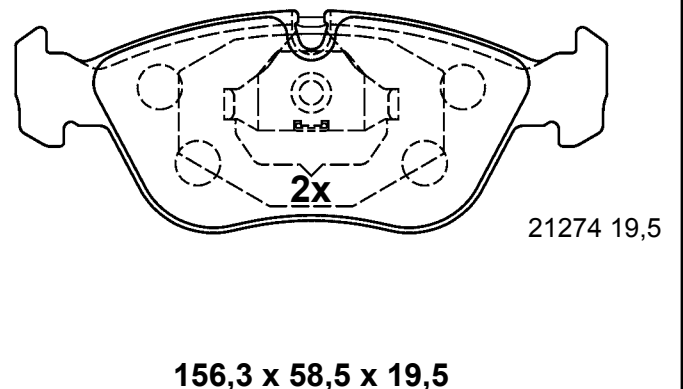
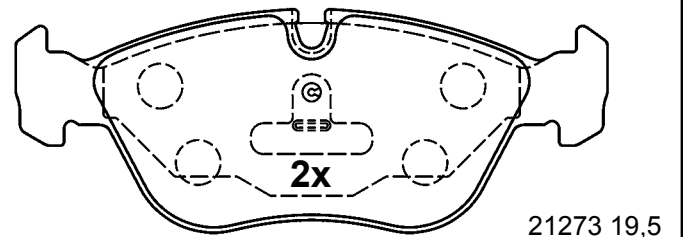
13.0460-7051.2 607051

CHEVROLET, DAEWOO, OPEL, VAUXHALL



13.0460-7053.2 607053

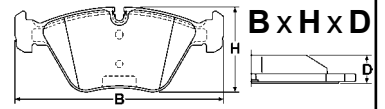
VOLVO



Abbildungen Scheibenbremsbeläge

Illustrations disc brake pads - Illustrazioni pastiglie freno -

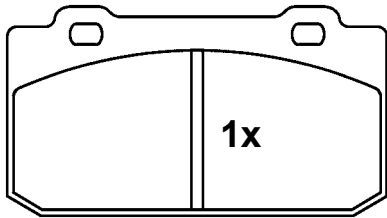
Illustrations plaquettes de frein - Ilustraciones pastillas de freno



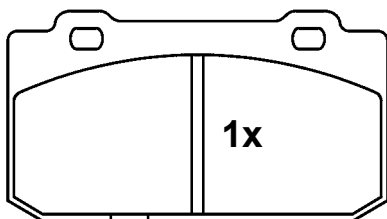
Maßstab - scale - scala - échelle - escala 1:2

13.0460-7055.2 607055

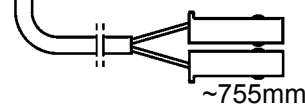
ALFA ROMEO



20944 14,8



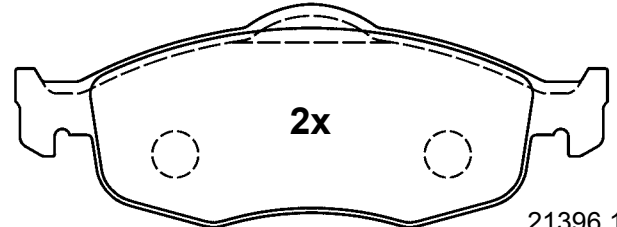
21063 14,8



~755mm

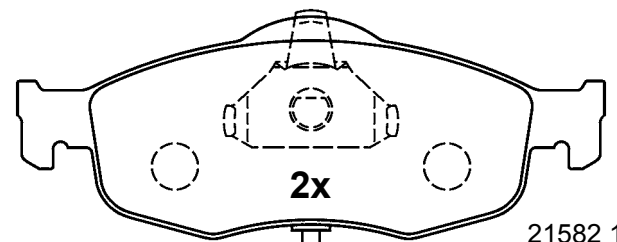
13.0460-7056.2 607056

FORD



21396 17,5

156,3 x 58,5 x 17,5



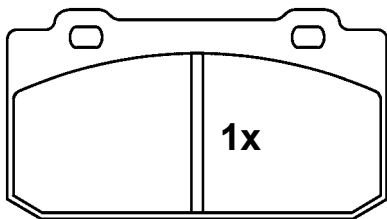
21582 17,5

~205mm

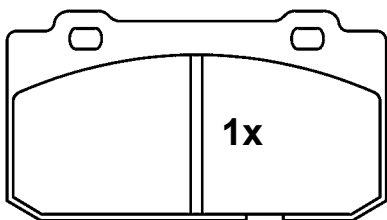
155,1 x 58,5 x 17,5

13.0460-7057.2 607057

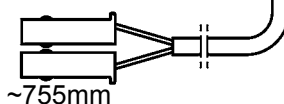
FORD



20944 14,8

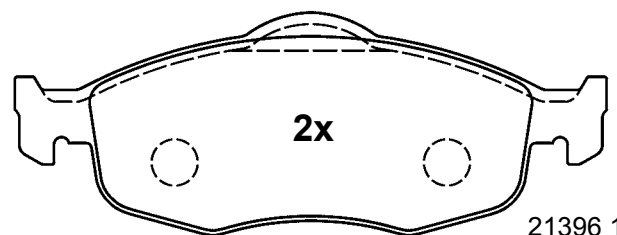


21098 14,8



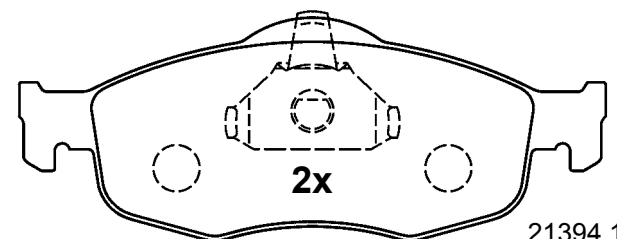
~755mm

100,0 x 54,8 x 14,8



21396 17,5

156,3 x 58,5 x 17,5



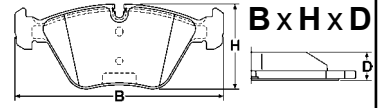
21394 17,5

155,1 x 58,5 x 17,5

Abbildungen Scheibenbremsbeläge

Illustrations disc brake pads - Illustrazioni pastiglie freno -

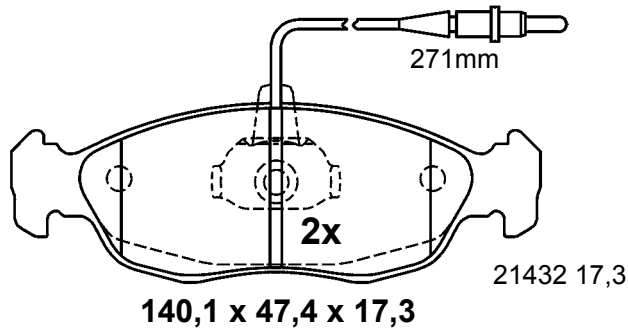
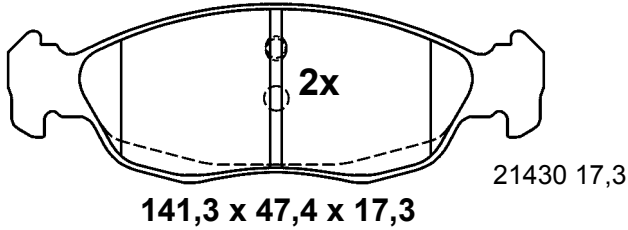
Illustrations plaquettes de frein - Ilustraciones pastillas de freno



Maßstab - scale - scala - échelle - escala 1:2

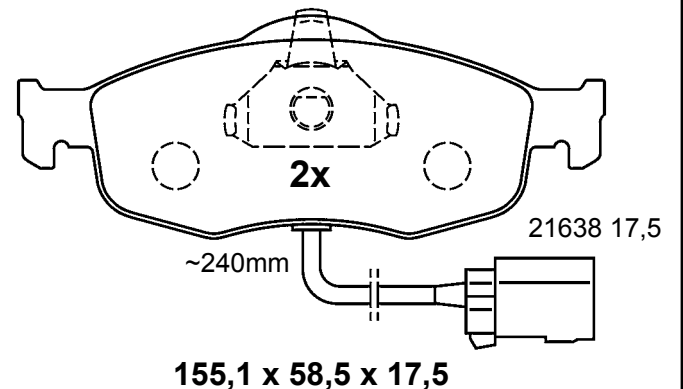
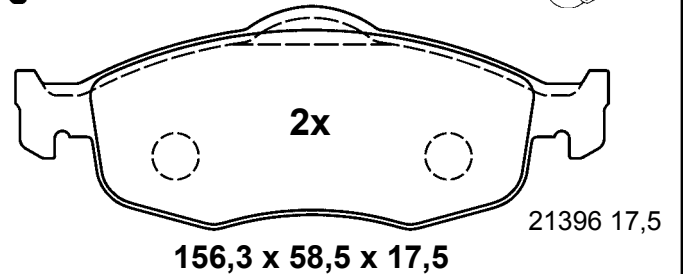
13.0460-7058.2 607058

PEUGEOT



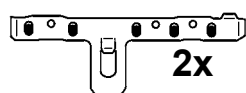
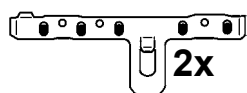
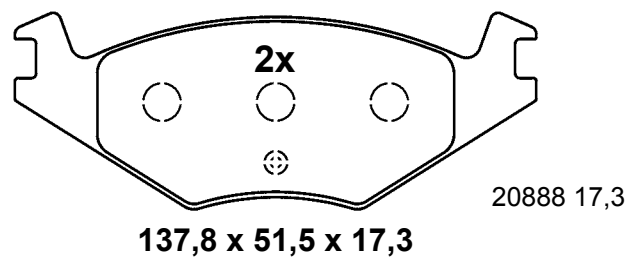
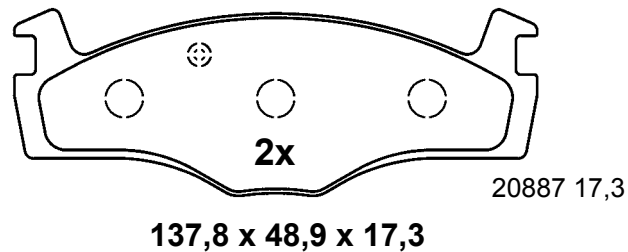
13.0460-7060.2 607060

FORD




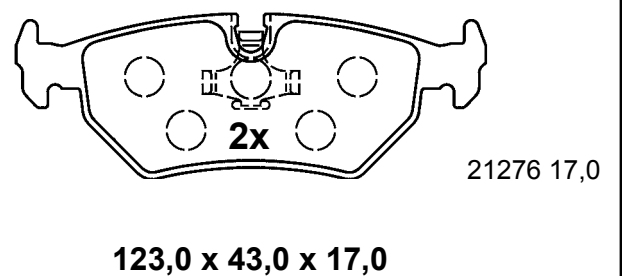
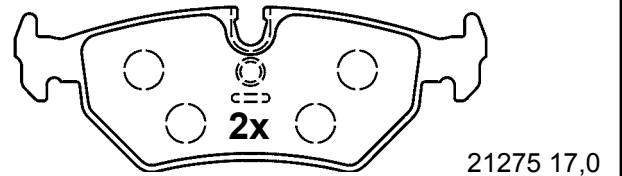
13.0460-7059.2 607059

SEAT, VOLKSWAGEN



13.0460-7061.2 607061

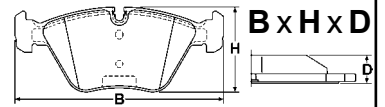
CITROEN, FIAT,
LANCIA, PEUGEOT



Abbildungen Scheibenbremsbeläge

Illustrations disc brake pads - Illustrazioni pastiglie freno -

Illustrations plaquettes de frein - Ilustraciones pastillas de freno



Maßstab - scale - scala - échelle - escala 1:2


13.0460-7063.2 607063



FIAT

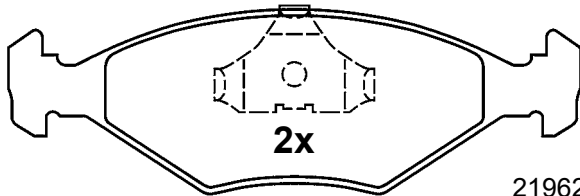


ATE



2x

21193 18,0



2x

21962 18,0

151,3 x 50,0 x 18,0

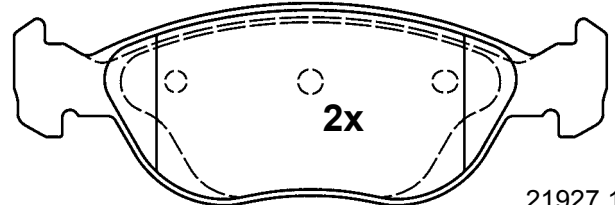
13.0460-7065.2 607065



FIAT, LANCIA



ATE



2x

21927 17,9

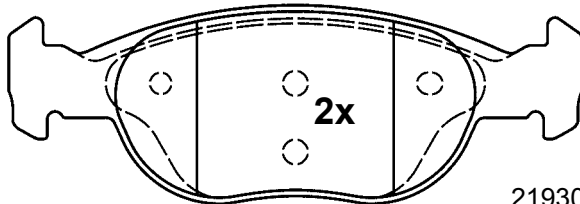
13.0460-7064.2 607064



FIAT, LANCIA

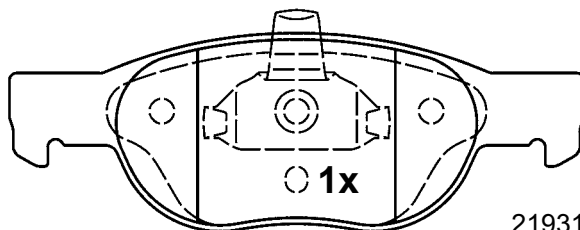


ATE



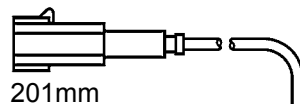
2x

21930 17,9

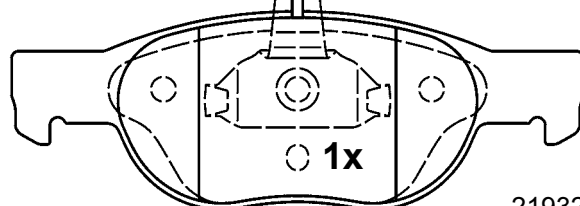


1x

21931 17,9



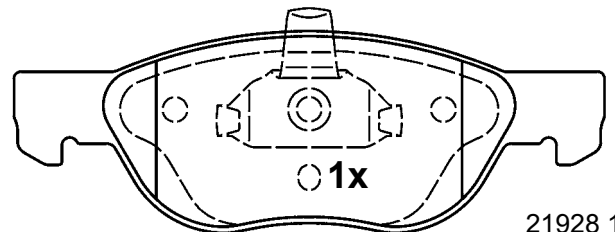
201mm



1x

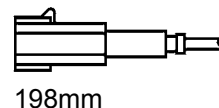
21932 17,9

151,3 x 52,0 x 17,9

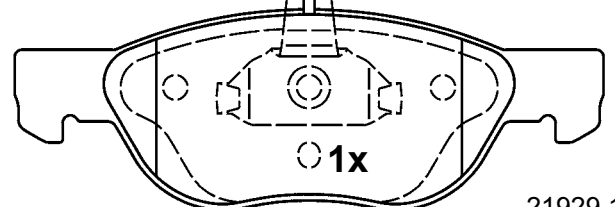


1x

21928 17,9



198mm



1x

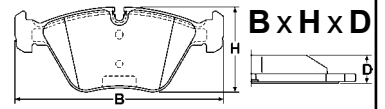
21929 17,9

156,3 x 52,7 x 17,9

Abbildungen Scheibenbremsbeläge

Illustrations disc brake pads - Illustrazioni pastiglie freno -

Illustrations plaquettes de frein - Ilustraciones pastillas de freno



Maßstab - scale - scala - échelle - escala 1:2

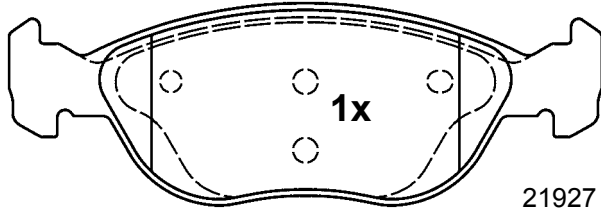
13.0460-7067.2 607067



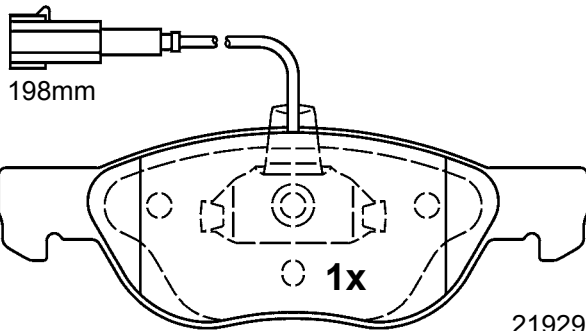
ALFA ROMEO



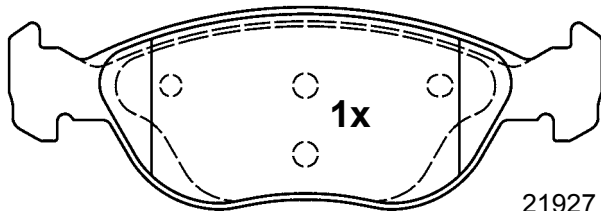
ATE



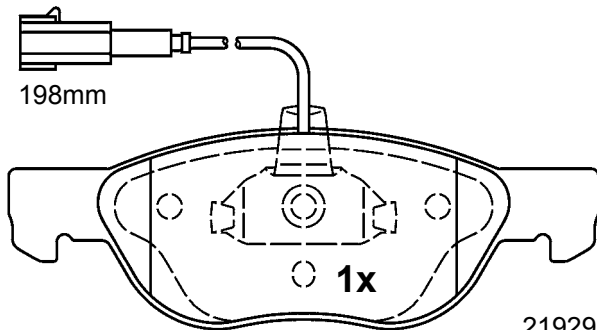
21927 17,9



21929 17,9



21927 17,9



21929 17,9

156,3 x 52,7 x 17,9

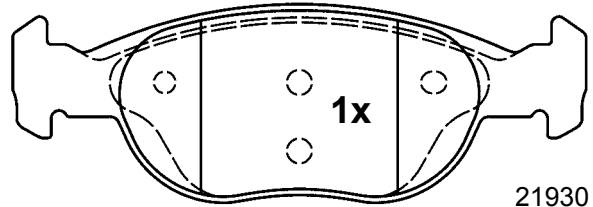
13.0460-7068.2 607068



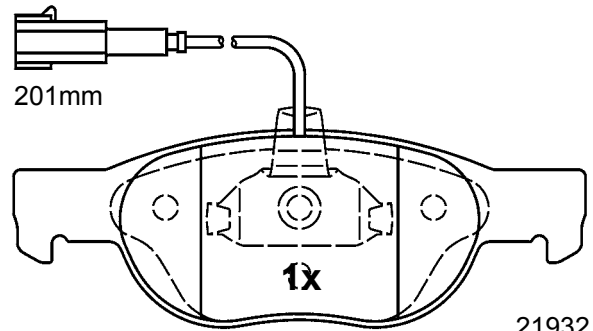
ALFA ROMEO



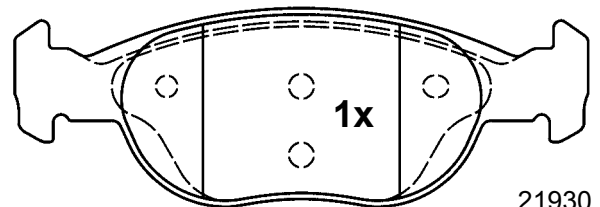
ATE



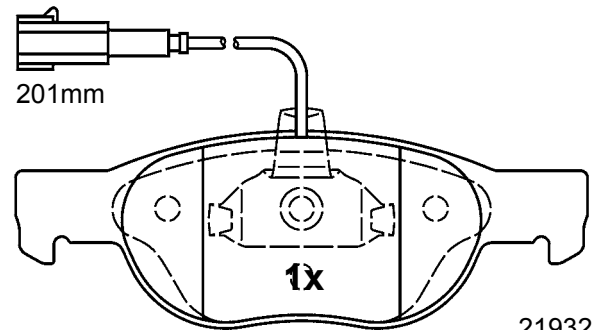
21930 17,9



21932 17,9



21930 17,9



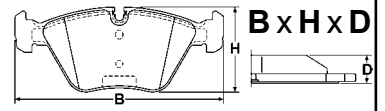
21932 17,9

151,3 x 52,0 x 17,9

Abbildungen Scheibenbremsbeläge

Illustrations disc brake pads - Illustrazioni pastiglie freno -

Illustrations plaquettes de frein - Ilustraciones pastillas de freno



Maßstab - scale - scala - échelle - escala 1:2

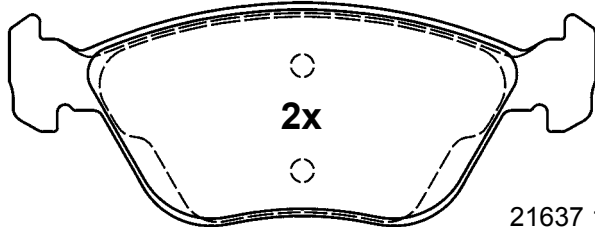
13.0460-7069.2 607069



ALFA ROMEO, FIAT, LANCIA



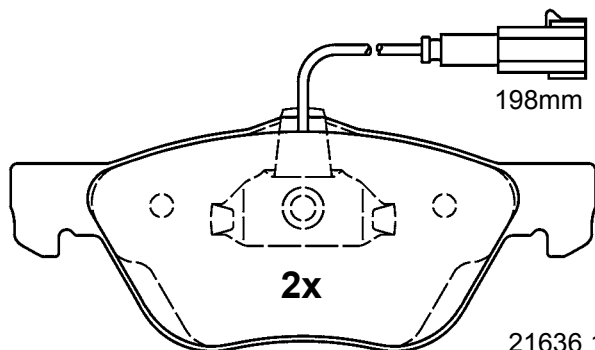
ATE



2x

21637 19,3

156,3 x 59,1 x 19,3



198mm

2x

21636 19,3

155,1 x 61,8 x 19,3

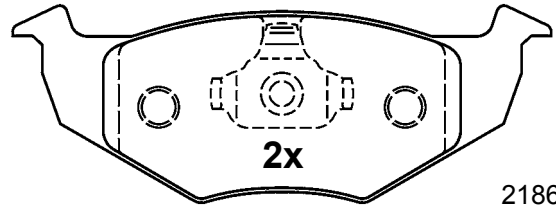
13.0460-7072.2 607072



SEAT, VOLKSWAGEN



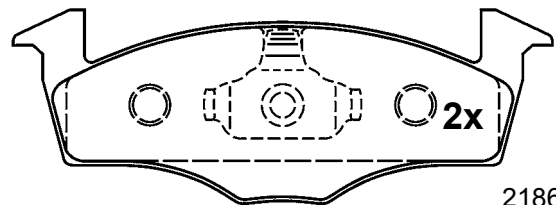
ATE



2x

21866 19,7

141,8 x 51,2 x 19,7



2x

21868 19,7

141,8 x 50,6 x 19,7

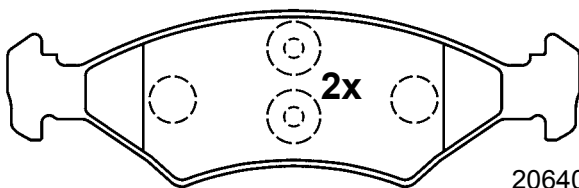
13.0460-7071.2 607071



FORD, MAZDA

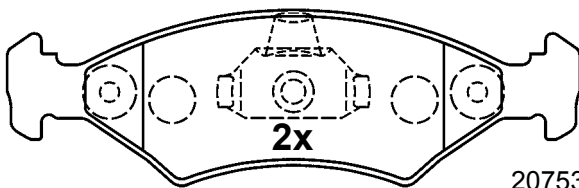


ATE



2x

20640 17,5



2x

20753 17,5

151,3 x 46,4 x 17,5

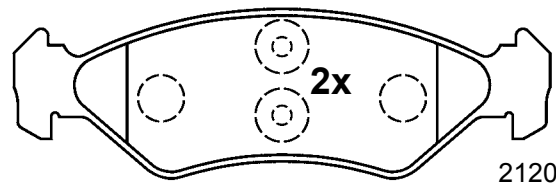
13.0460-7073.2 607073



FORD, MAZDA



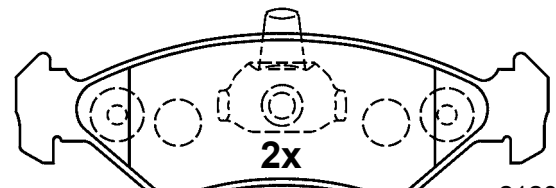
ATE



2x

21202 16,9

141,3 x 44,4 x 16,9



2x

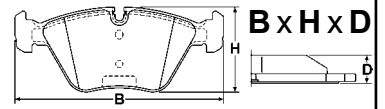
21203 16,9

140,1 x 44,4 x 16,9

Abbildungen Scheibenbremsbeläge

Illustrations disc brake pads - Illustrazioni pastiglie freno -

Illustrations plaquettes de frein - Ilustraciones pastillas de freno



Maßstab - scale - scala - échelle - escala 1:2

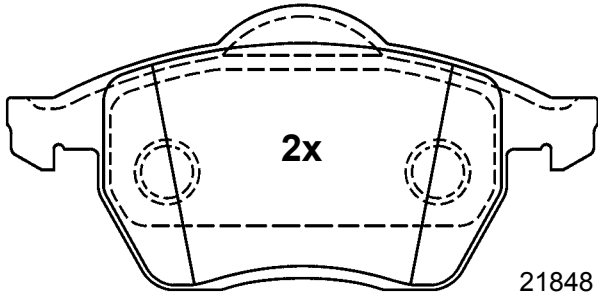
13.0460-7076.2 607076



FORD, SEAT, VOLKSWAGEN

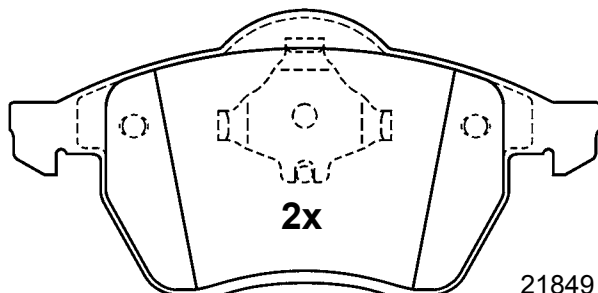


ATE



156,3 x 74,0 x 19,8

21848 19,8



156,3 x 74,0 x 20,3

21849 20,3

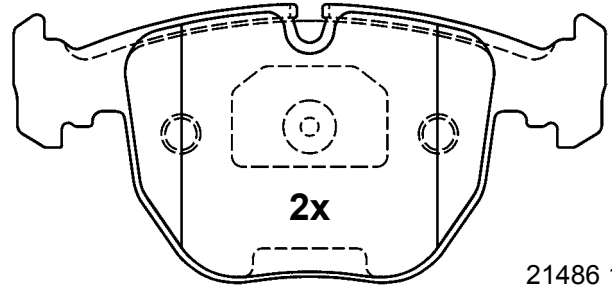
13.0460-7078.2 607078



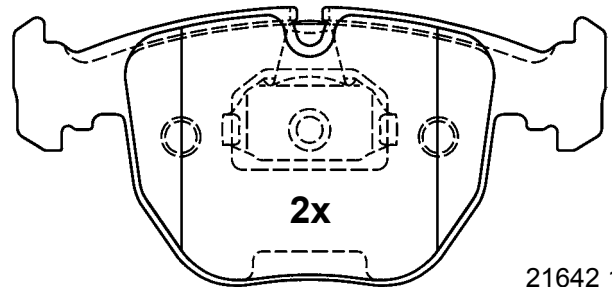
BMW



ATE



21486 19,3



21642 19,3

156,3 x 73,2 x 19,3

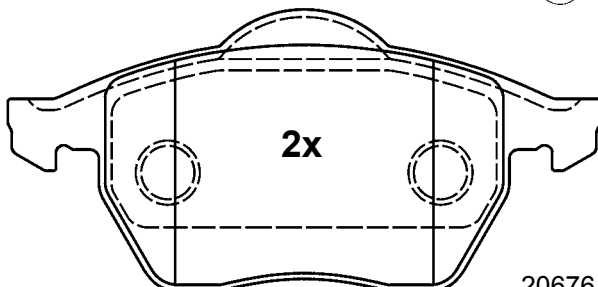
13.0460-7077.2 607077



AUDI, VOLKSWAGEN

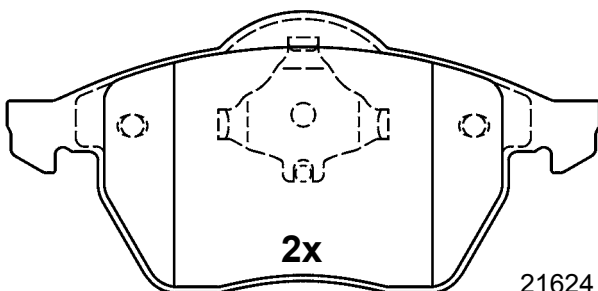


ATE



156,3 x 74,0 x 19,8

20676 19,8



156,3 x 74,0 x 20,3

21624 20,3
21646 20,3

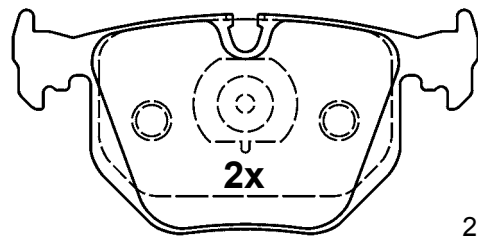
13.0460-7079.2 607079



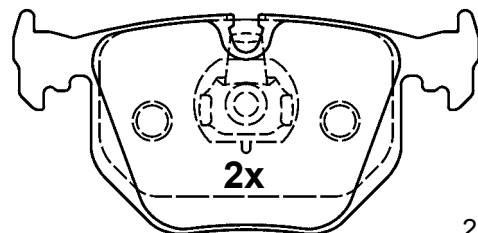
BMW, LAND ROVER



ATE



21282 17,3



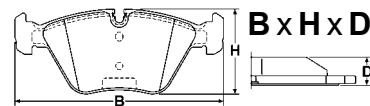
21487 17,3

123,0 x 59,2 x 17,3

Abbildungen Scheibenbremsbeläge

Illustrations disc brake pads - Illustrazioni pastiglie freno -

Illustrations plaquettes de frein - Ilustraciones pastillas de freno



Maßstab - scale - scala - échelle - escala 1:2

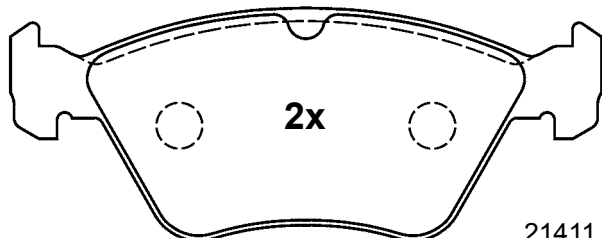
13.0460-7080.2 607080



OPEL, SAAB, VAUXHALL



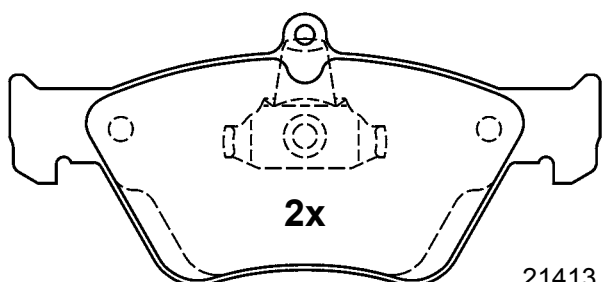
ATE



2x

21411 17,5

156,3 x 60,7 x 17,5



2x

21413 18,3

155,1 x 70,6 x 18,3

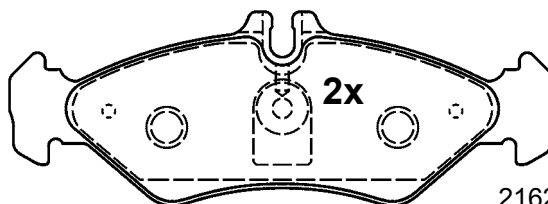
13.0460-7083.2 607083



MERCEDES BENZ,
VOLKSWAGEN

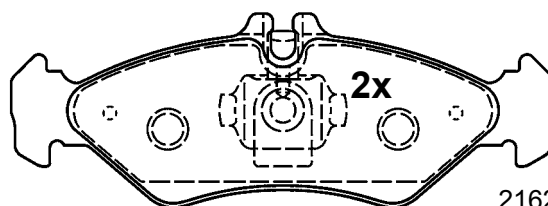


ATE



2x

21621 17,3



2x

21622 17,3

141,3 x 49,9 x 17,3

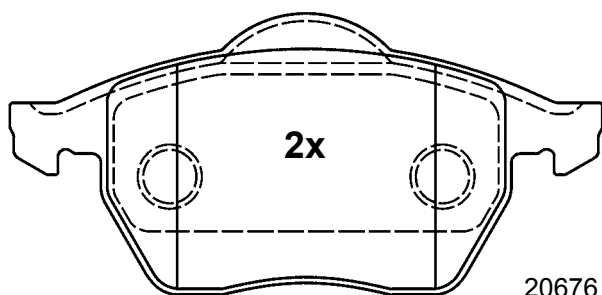
13.0460-7081.2 607081



AUDI, SEAT, SKODA,
VOLKSWAGEN



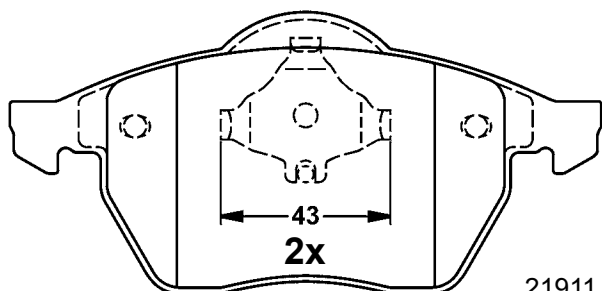
ATE



2x

20676 19,8

156,3 x 74,0 x 19,8



43
2x

21911 20,3

156,3 x 74,0 x 20,3

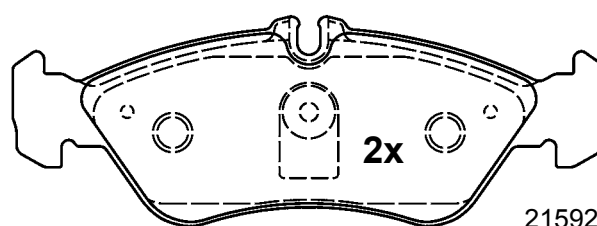
13.0460-7084.2 607084



MERCEDES BENZ,
VOLKSWAGEN

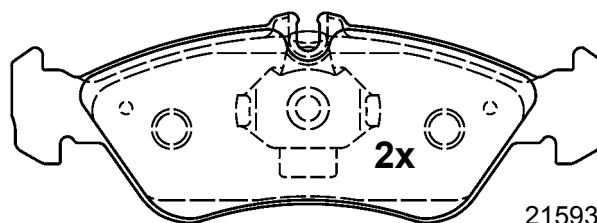


ATE



2x

21592 18,8



2x

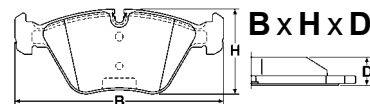
21593 18,8

156,3 x 54,8 x 18,8

Abbildungen Scheibenbremsbeläge

Illustrations disc brake pads - Illustrazioni pastiglie freno -

Illustrations plaquettes de frein - Ilustraciones pastillas de freno



Maßstab - scale - scala - échelle - escala 1:2

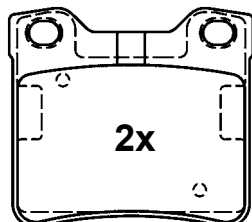
13.0460-7085.2 607085



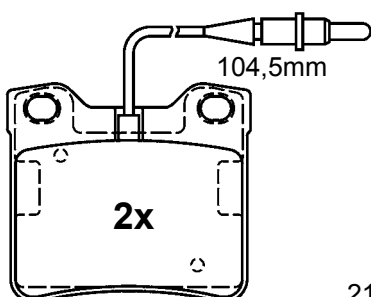
MERCEDES BENZ



ATE



21278 16,9



21904 16,9

63,7 x 57,4 x 16,9

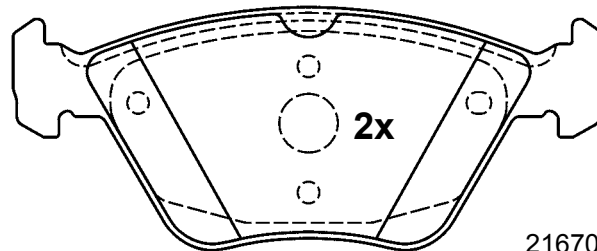
13.0460-7087.2 607087



CHRYSLER, MERCEDES BENZ

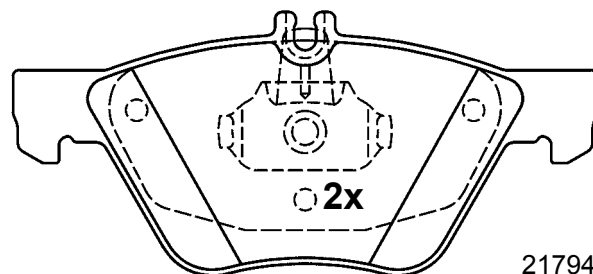


ATE



21670 19,4

156,3 x 63,5 x 19,4



21794 19,4

155,1 x 69,3 x 19,4

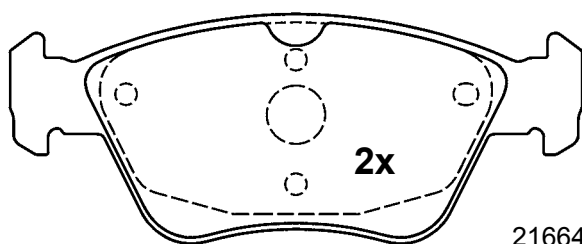
13.0460-7086.2 607086



MERCEDES BENZ

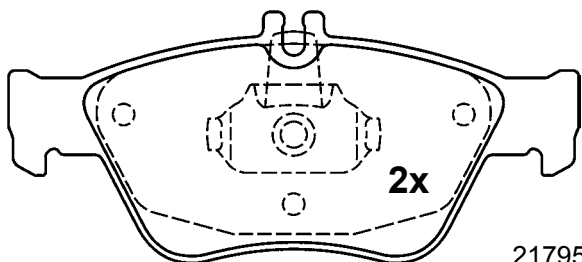


ATE



21664 19,8

151,3 x 59,8 x 19,8



21795 19,8

150,1 x 66,2 x 19,8

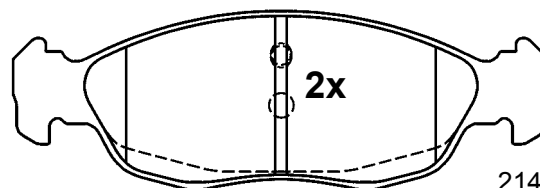
13.0460-7088.2 607088



CITROEN, PEUGEOT

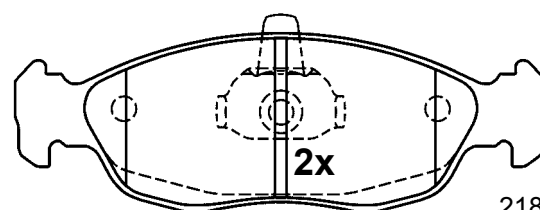


ATE



21430 17,3

141,3 x 47,4 x 17,3



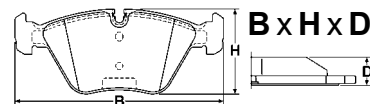
21827 17,3

140,1 x 47,4 x 17,3

Abbildungen Scheibenbremsbeläge

Illustrations disc brake pads - Illustrazioni pastiglie freno -

Illustrations plaquettes de frein - Ilustraciones pastillas de freno



Maßstab - scale - scala - échelle - escala 1:2

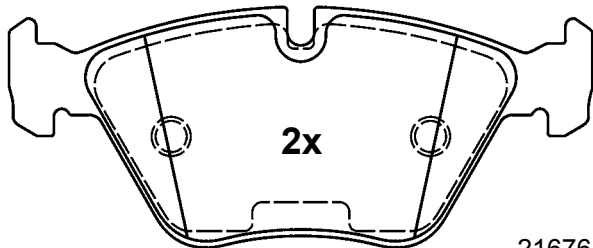
13.0460-7089.2 607089



BMW



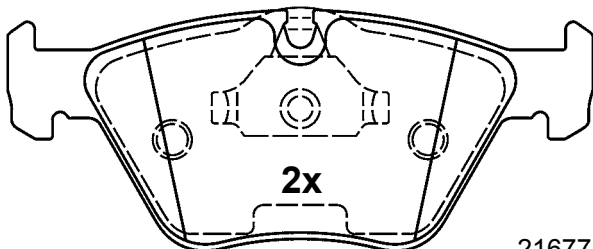
ATE



2x

21676 20,3

154,6 x 63,5 x 20,3



2x

21677 20,3

155,1 x 63,5 x 20,3

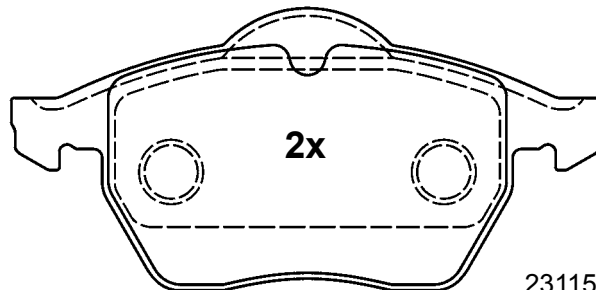
13.0460-7091.2 607091



OPEL, SAAB, VAUXHALL



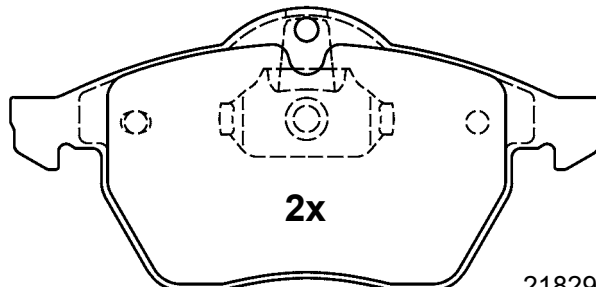
ATE



2x

23115 19,8

156,3 x 74,0 x 19,8



2x

21829 20,3

155,1 x 74,0 x 20,3

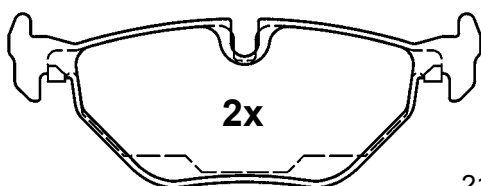
13.0460-7090.2 607090



BMW

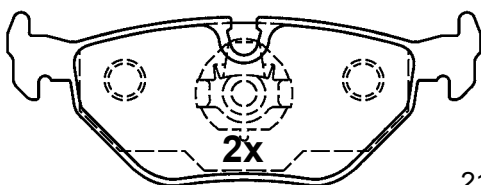


ATE



2x

21891 17,3



2x

21691 17,3

123,0 x 44,9 x 17,3

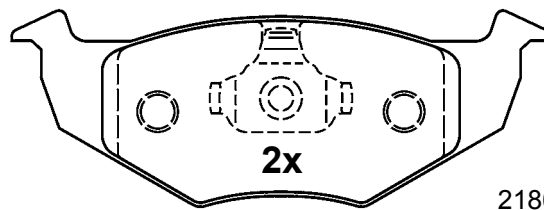
13.0460-7100.2 607100



SEAT, SKODA, VOLKSWAGEN



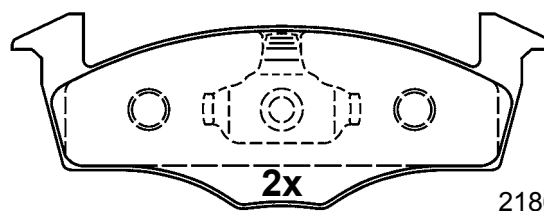
VW



2x

21866 17,2

141,8 x 51,2 x 17,2



2x

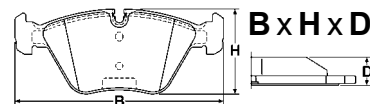
21868 17,2

141,8 x 50,6 x 17,2

Abbildungen Scheibenbremsbeläge

Illustrations disc brake pads - Illustrazioni pastiglie freno -

Illustrations plaquettes de frein - Ilustraciones pastillas de freno



Maßstab - scale - scala - échelle - escala 1:2

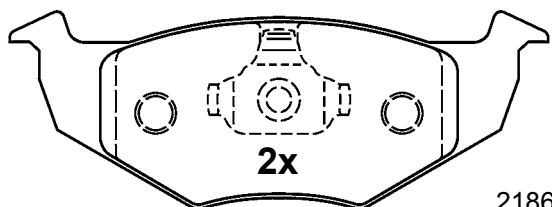
13.0460-7101.2 607101



SEAT, VOLKSWAGEN



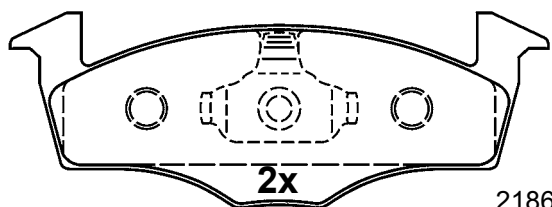
VW



2x

21866 15,3

141,8 x 51,2 x 15,3



2x

21868 15,3

141,8 x 50,6 x 15,3

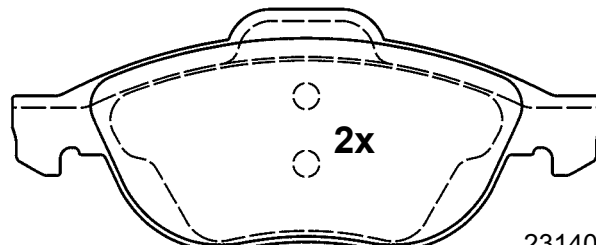
13.0460-7105.2 607105



ALFA ROMEO, LANCIA



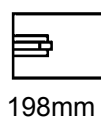
ATE



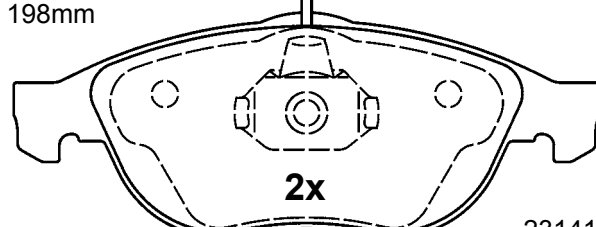
2x

23140 19,4

156,3 x 63,8 x 19,4



198mm



2x

23141 19,4

155,1 x 59,3 x 19,4

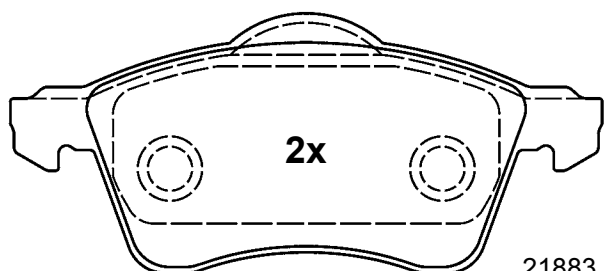
13.0460-7102.2 607102



VOLKSWAGEN



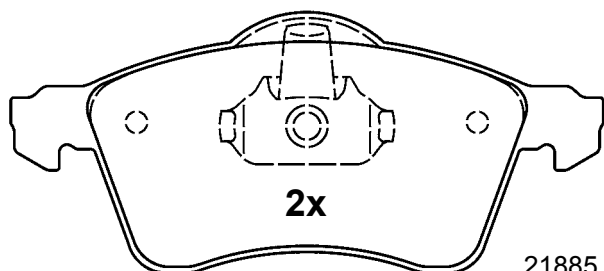
ATE



2x

21883 19,8

156,3 x 68,5 x 19,8



2x

21885 20,4

156,3 x 68,5 x 20,4

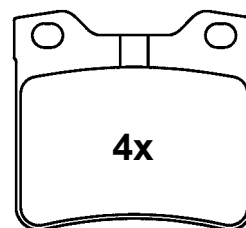
13.0460-7107.2 607107



PEUGEOT



ATE



4x

21278 16,4

63,7 x 57,8 x 16,4

Abbildungen Scheibenbremsbeläge

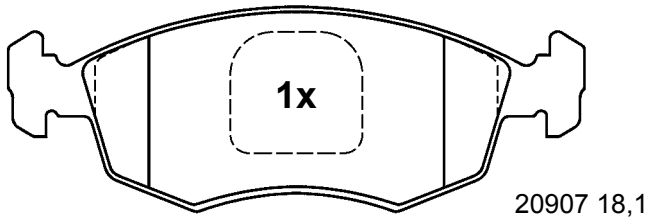
Illustrations disc brake pads - Illustrazioni pastiglie freno -

Illustrations plaquettes de frein - Ilustraciones pastillas de freno

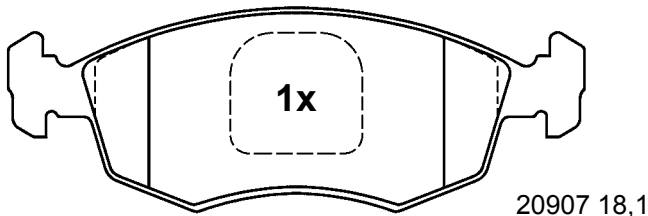


Maßstab - scale - scala - échelle - escala 1:2

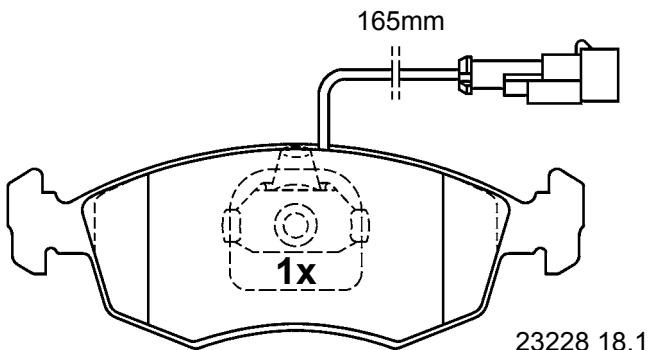
13.0460-7108.2 607108



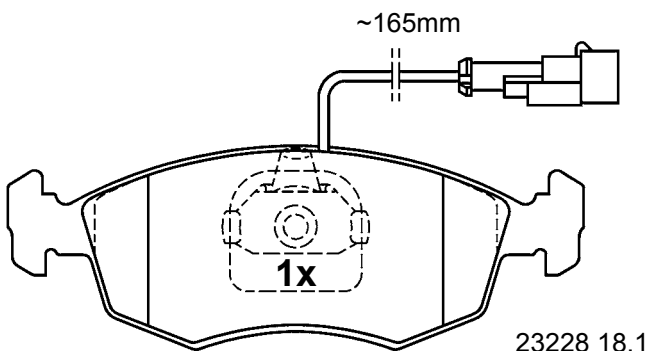
20907 18,1



20907 18,1



23228 18,1



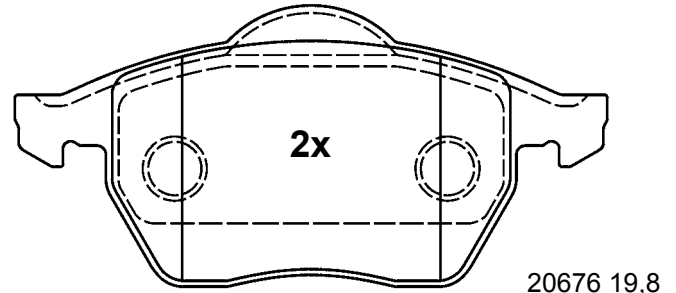
23228 18,1

151,3 x 52,5 x 18,1

13.0460-7110.2 607110

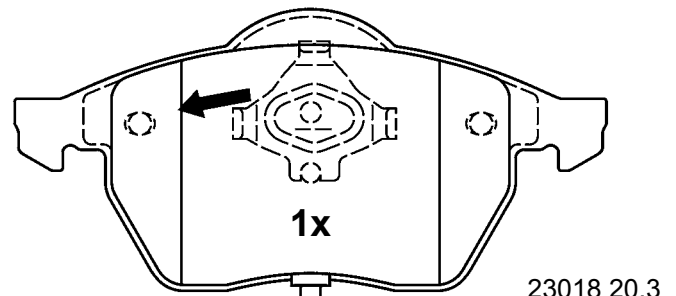


AUDI, SEAT, SKODA,
VOLKSWAGEN



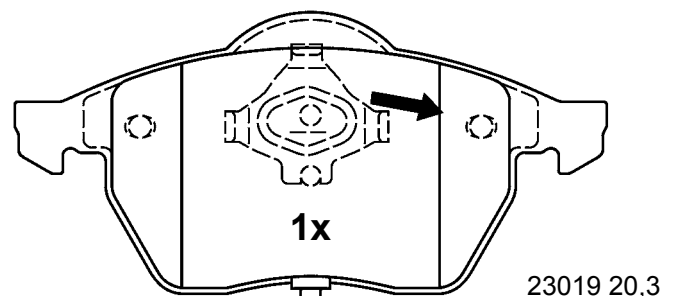
20676 19,8

156,3 x 74,0 x 19,8



23018 20,3

156,3 x 74,0 x 20,3



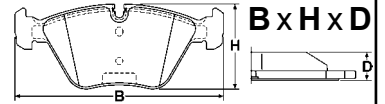
23019 20,3

156,3 x 74,0 x 20,3

Abbildungen Scheibenbremsbeläge

Illustrations disc brake pads - Illustrazioni pastiglie freno -

Illustrations plaquettes de frein - Ilustraciones pastillas de freno



Maßstab - scale - scala - échelle - escala 1:2

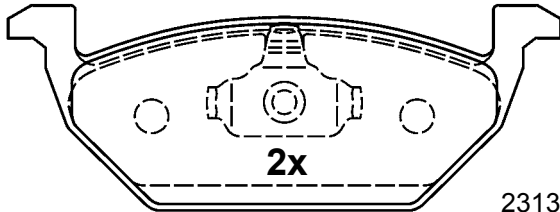
13.0460-7111.2 607111



AUDI, SEAT, SKODA,
VOLKSWAGEN

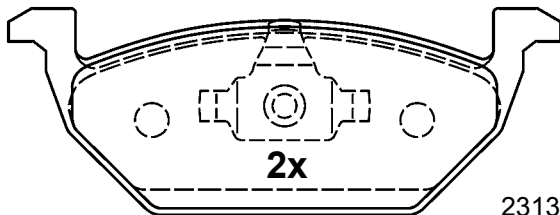


VW



2x

23130 19,6



2x

23131 19,6

146,0 x 54,7 x 19,6

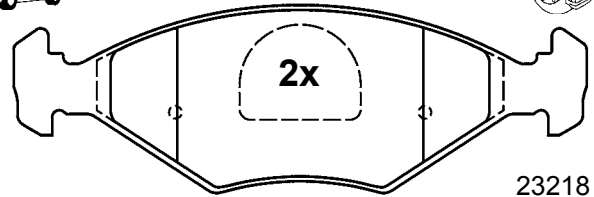
13.0460-7113.2 607113



FIAT

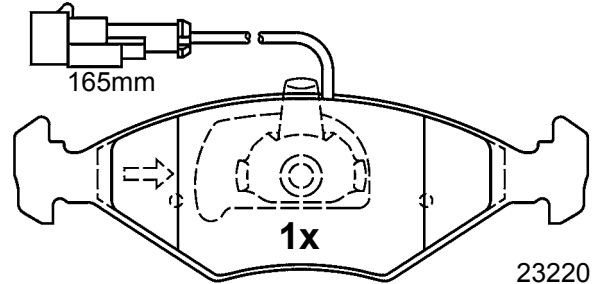


ATE



2x

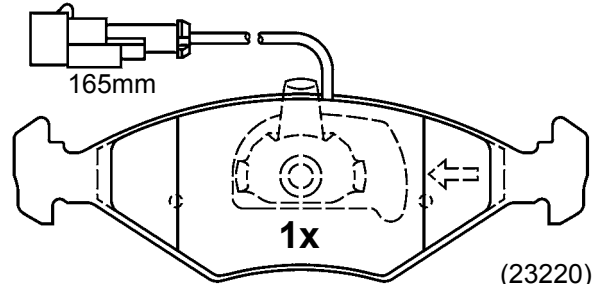
23218 18,0



165mm

1x

23220 18,0



165mm

1x

(23220) 18,0

151,3 x 49,2 x 18,0

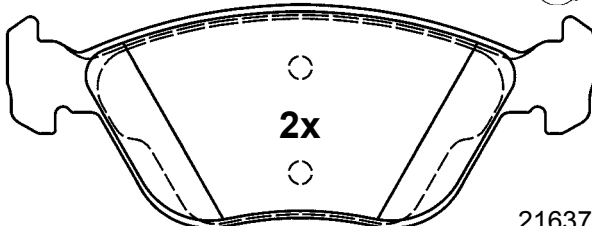
13.0460-7112.2 607112



ALFA ROMEO



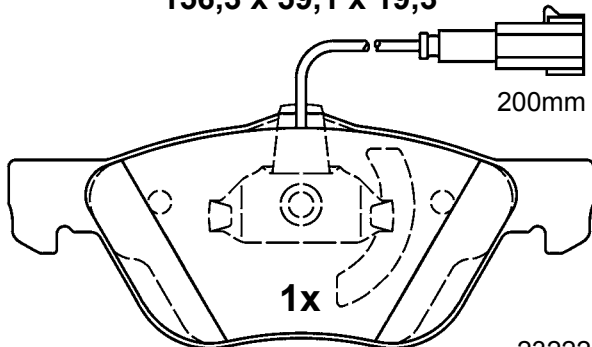
ATE



2x

21637 19,3

156,3 x 59,1 x 19,3

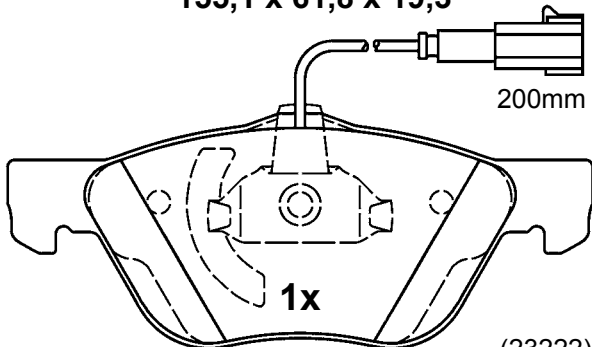


200mm

1x

23222 19,3

155,1 x 61,8 x 19,3



200mm

1x

(23222) 19,3

155,1 x 61,8 x 19,3

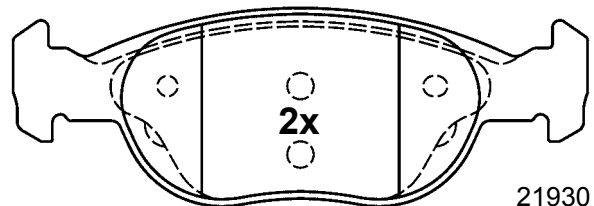
13.0460-7114.2 607114



FIAT, LANCIA

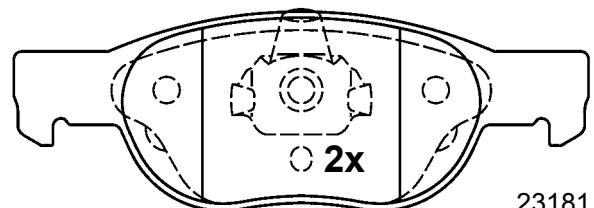


ATE



2x

21930 17,9



2x

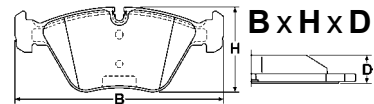
23181 17,9

151,3 x 52,0 x 17,9

Abbildungen Scheibenbremsbeläge

Illustrations disc brake pads - Illustrazioni pastiglie freno -

Illustrations plaquettes de frein - Ilustraciones pastillas de freno



Maßstab - scale - scala - échelle - escala 1:2

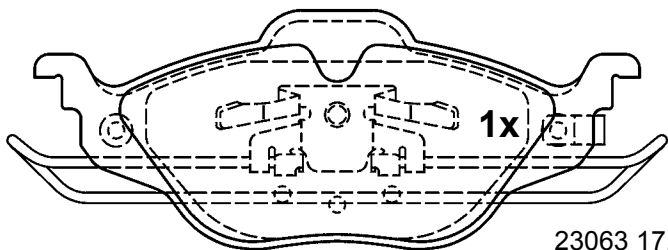
13.0460-7115.2 607115



OPEL, VAUXHALL

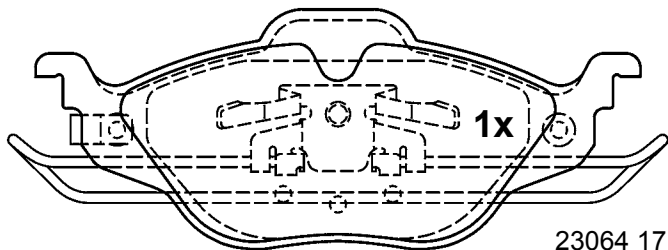


ATE



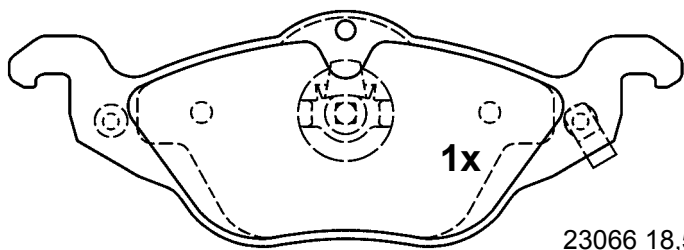
23063 17,5

160,0 x 63,0 x 17,5



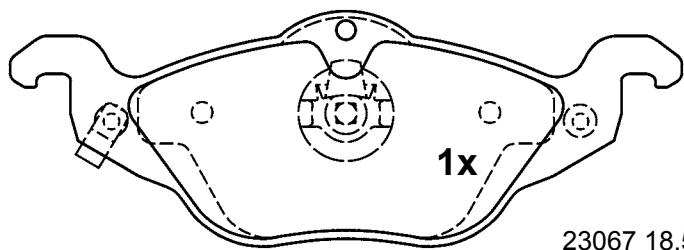
23064 17,5

160,0 x 63,0 x 17,5



23066 18,5

177,6 x 62,0 x 18,5



23067 18,5

177,6 x 62,0 x 18,5

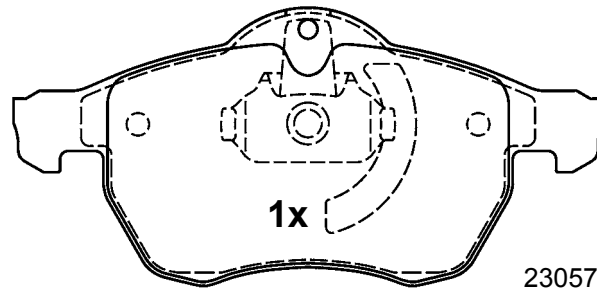
13.0460-7116.2 607116



OPEL, VAUXHALL

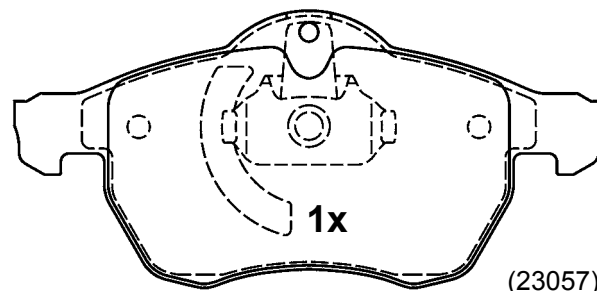


ATE



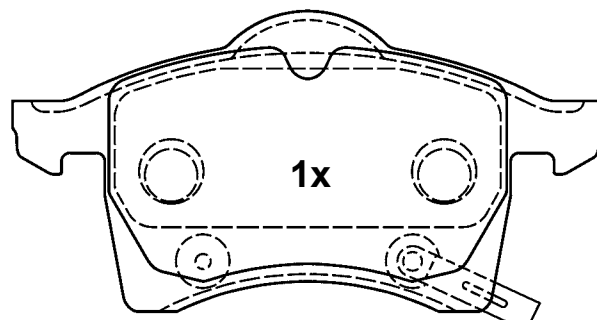
23057 20,2

155,1 x 71,4 x 20,2



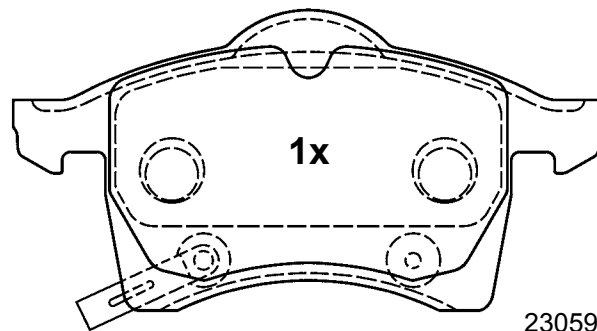
(23057) 20,2

155,1 x 71,4 x 20,2



23058 19,6

156,3 x 78,5 x 19,6



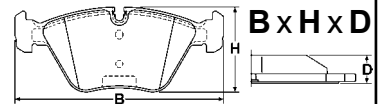
23059 19,6

156,3 x 78,5 x 19,6

Abbildungen Scheibenbremsbeläge

Illustrations disc brake pads - Illustrazioni pastiglie freno -

Illustrations plaquettes de frein - Ilustraciones pastillas de freno



Maßstab - scale - scala - échelle - escala 1:2

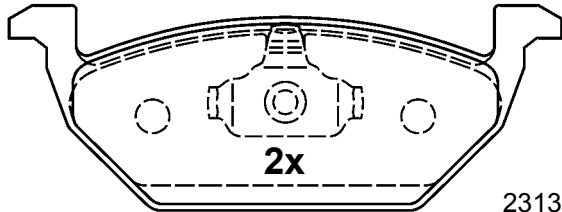
13.0460-7117.2 607117



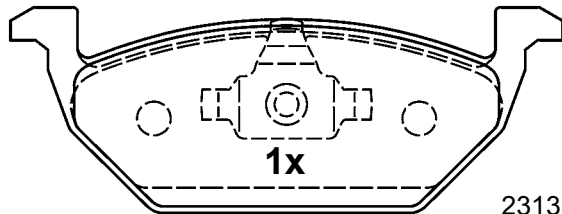
AUDI, SEAT, SKODA,
VOLKSWAGEN



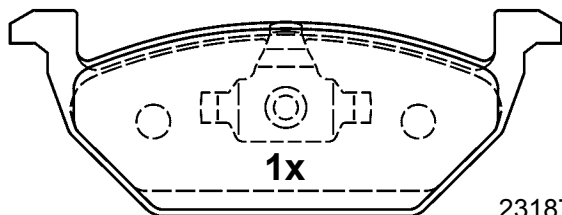
VW



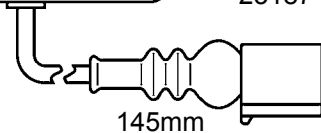
23130 19,6



23131 19,6



23187 19,6



146,0 x 54,7 x 19,6

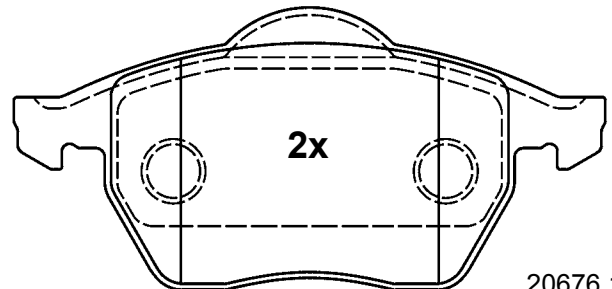
13.0460-7122.2 607122



AUDI, SEAT, SKODA,
VOLKSWAGEN

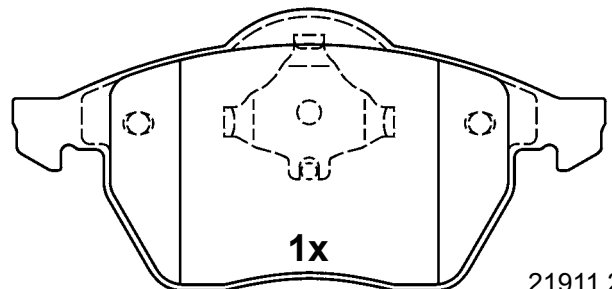


ATE



20676 19,8

156,3 x 74,0 x 19,8



21911 20,3

156,3 x 74,0 x 20,3

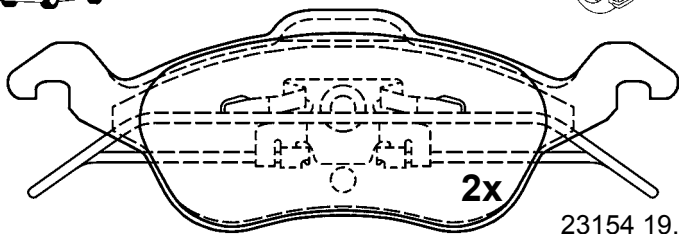
13.0460-7121.2 607121



FORD

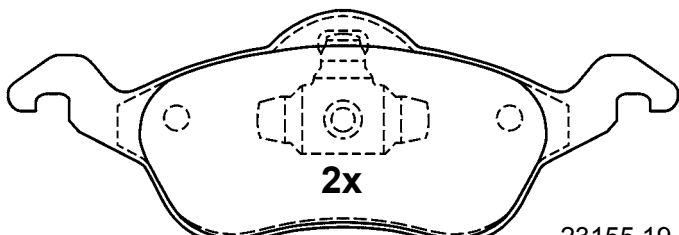


ATE



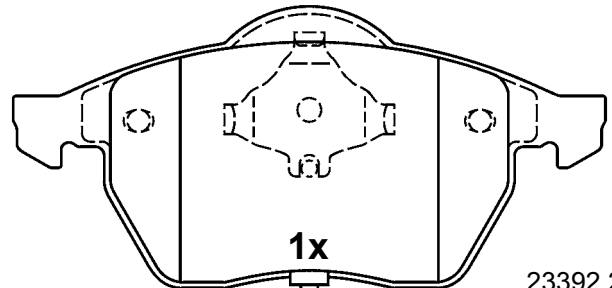
23154 19,4

177,8 x 58,2 x 19,4



23155 19,4

177,8 x 60,8 x 19,4



23392 20,3

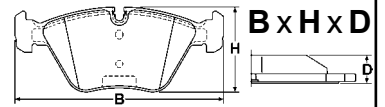
145mm

156,3 x 74,0 x 20,3

Abbildungen Scheibenbremsbeläge

Illustrations disc brake pads - Illustrazioni pastiglie freno -

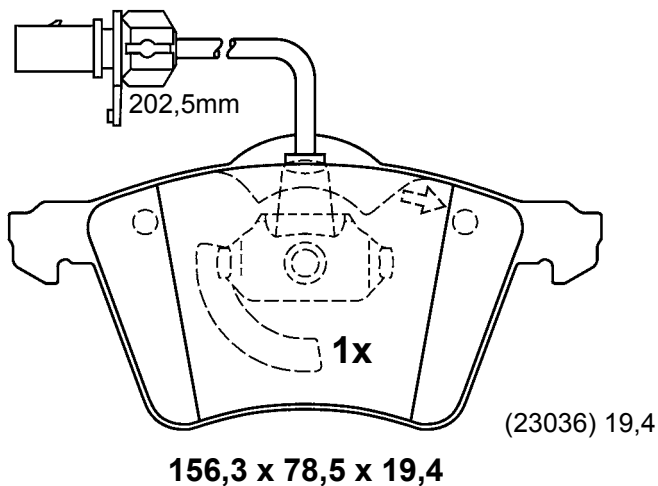
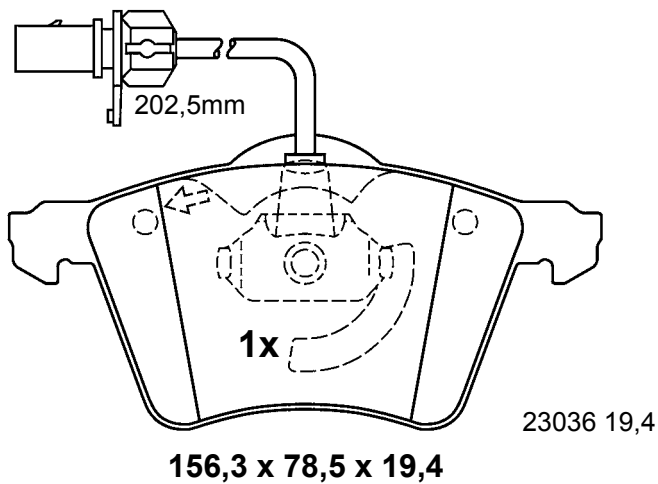
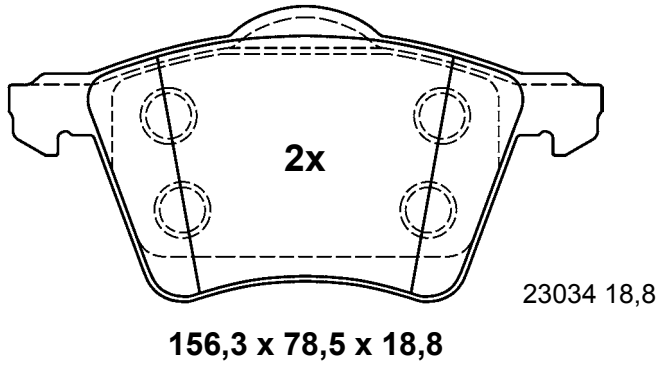
Illustrations plaquettes de frein - Ilustraciones pastillas de freno



Maßstab - scale - scala - échelle - escala 1:2

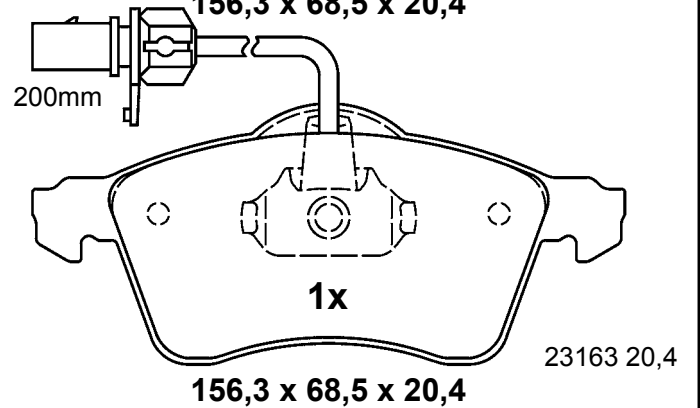
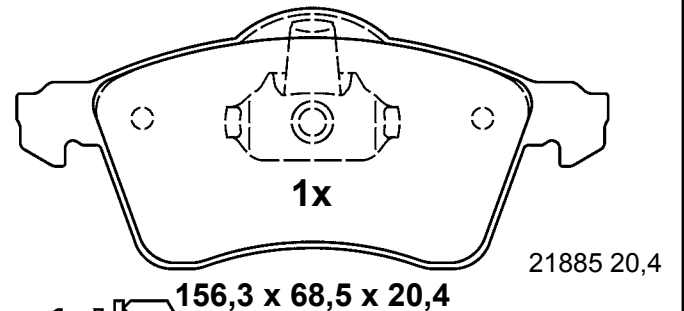
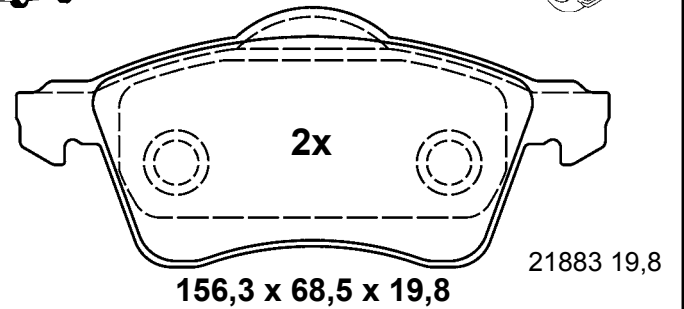
13.0460-7123.2 607123

 VOLKSWAGEN



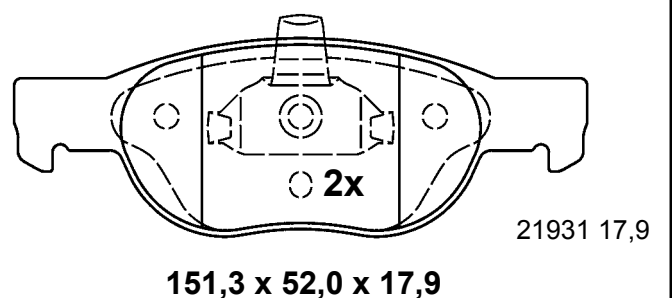
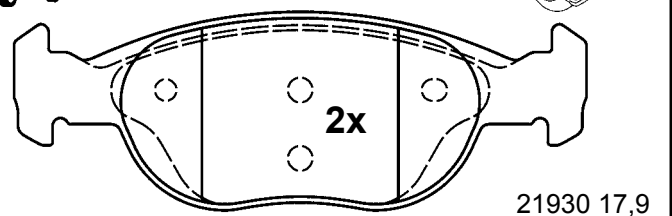
13.0460-7124.2 607124

 VOLKSWAGEN



13.0460-7125.2 607125

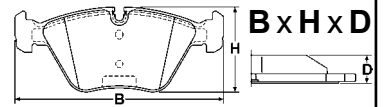
 FIAT



Abbildungen Scheibenbremsbeläge

Illustrations disc brake pads - Illustrazioni pastiglie freno -

Illustrations plaquettes de frein - Ilustraciones pastillas de freno



Maßstab - scale - scala - échelle - escala 1:2

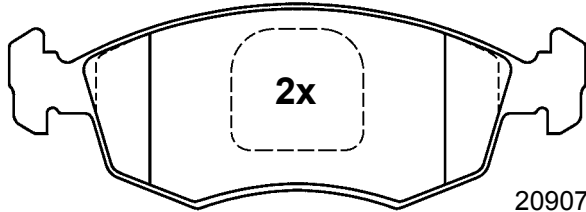
13.0460-7126.2 607126



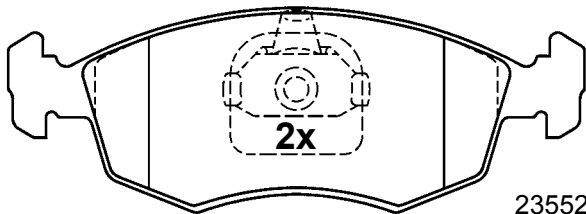
FIAT



ATE



20907 18,1



23552 18,1

151,3 x 52,5 x 18,1

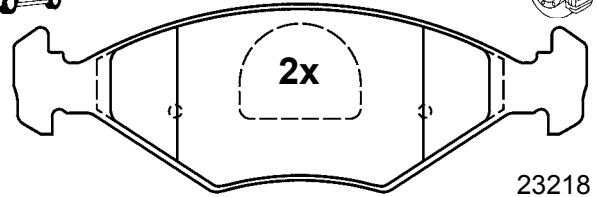
13.0460-7128.2 607128



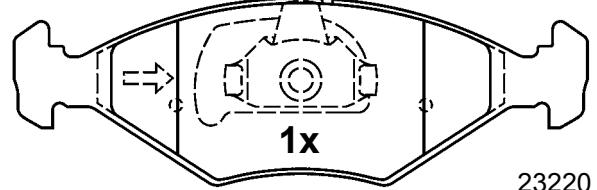
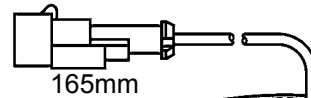
FIAT



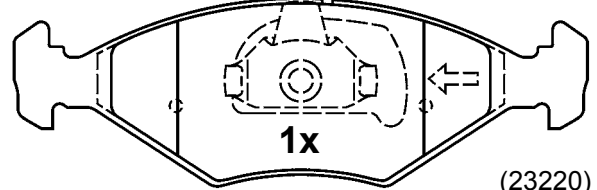
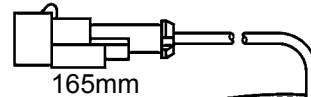
ATE



23218 18,0



23220 18,0



(23220) 18,0

151,3 x 49,2 x 18,0

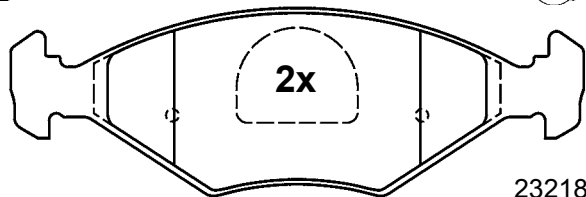
13.0460-7127.2 607127



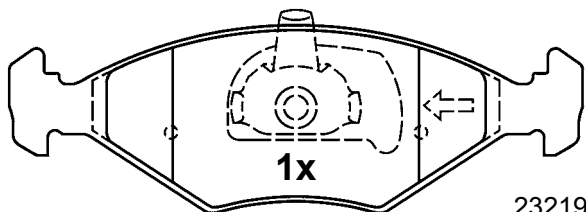
FIAT



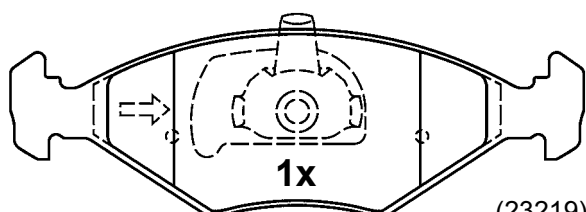
ATE



23218 18,0



23219 18,0



(23219) 18,0

151,3 x 49,2 x 18,0

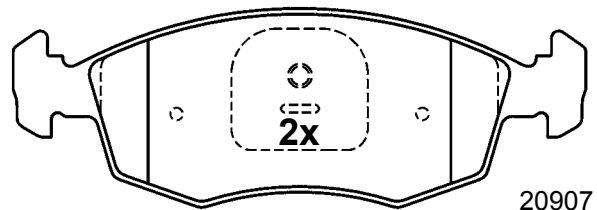
13.0460-7129.2 607129



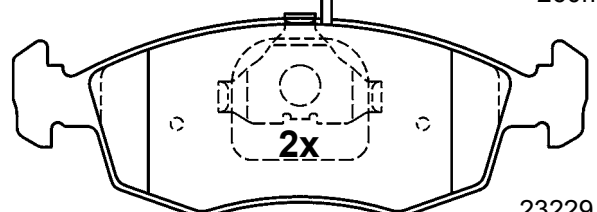
LANCIA



ATE



20907 18,1



23229 18,1

151,3 x 52,5 x 18,1

Abbildungen Scheibenbremsbeläge

Illustrations disc brake pads - Illustrazioni pastiglie freno -

Illustrations plaquettes de frein - Ilustraciones pastillas de freno



Maßstab - scale - scala - échelle - escala 1:2


13.0460-7131.2 607131




LANCIA



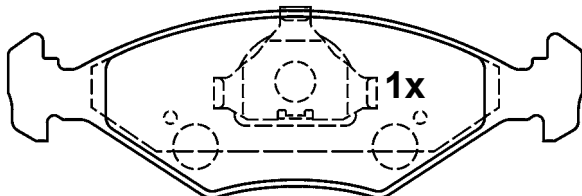
ATE



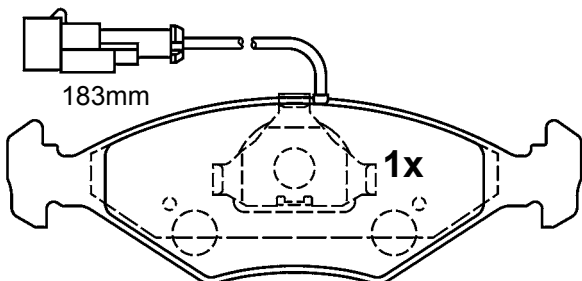
18,0



18,0



18,0



18,0

151,3 x 49,2 x 18,0

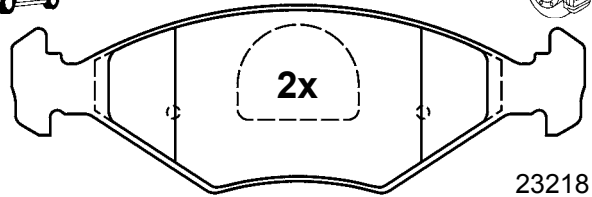
13.0460-7132.2 607132



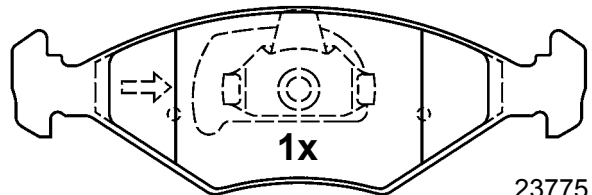
FIAT



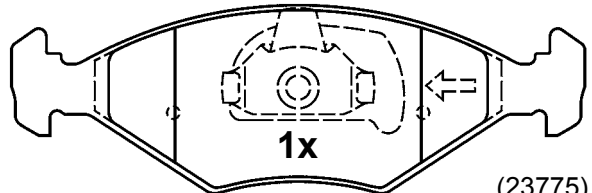
ATE



23218 18,0



23775 18,0



(23775) 18,0

151,3 x 49,2 x 18,0

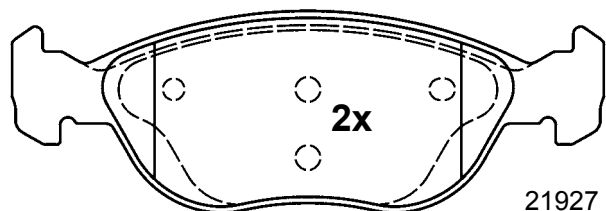
13.0460-7133.2 607133



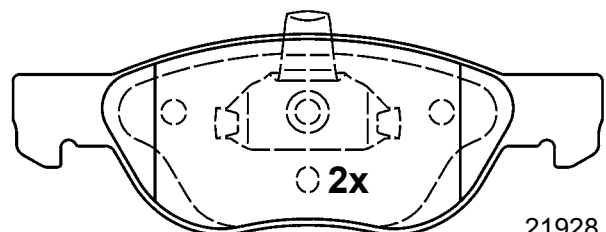
FIAT



ATE



21927 17,9



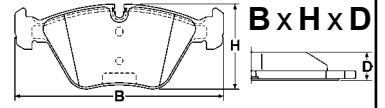
21928 17,9

156,3 x 52,7 x 17,9

Abbildungen Scheibenbremsbeläge

Illustrations disc brake pads - Illustrazioni pastiglie freno -

Illustrations plaquettes de frein - Ilustraciones pastillas de freno



Maßstab - scale - scala - échelle - escala 1:2

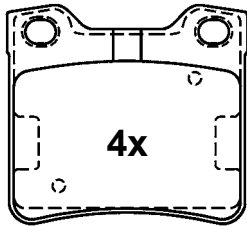
13.0460-7134.2 607134



PEUGEOT



ATE



4x

21278 16,4

63,7 x 57,8 x 16,4

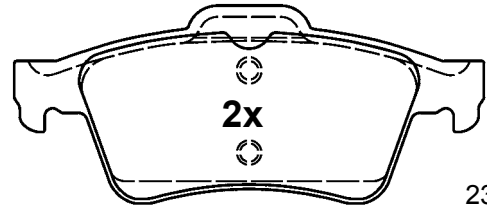
13.0460-7137.2 607137



NISSAN, RENAULT

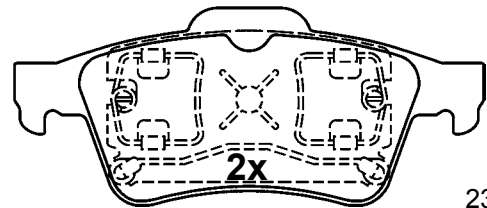


ATE



2x

23482 15,8



2x

23483 15,8

123,0 x 51,9 x 15,8

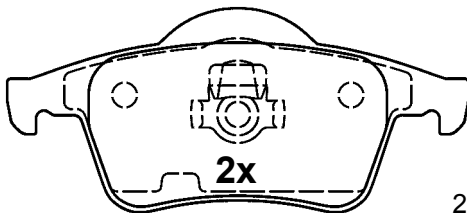
13.0460-7135.2 607135



VOLVO



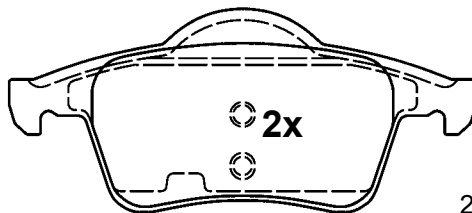
ATE



2x

23076 17,5

122,4 x 53,7 x 17,5



2x

23077 17,5

123,6 x 53,7 x 17,5

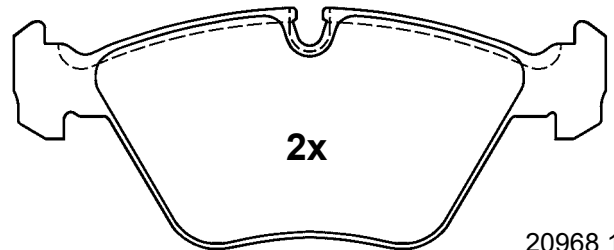
13.0460-7138.2 607138



DAIMLER, JAGUAR

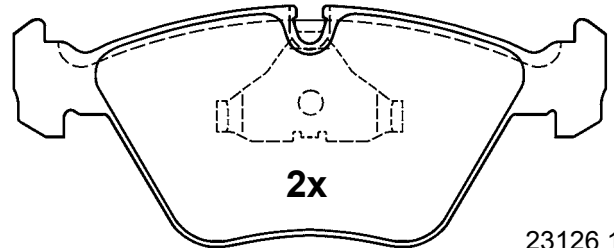


ATE



2x

20968 17,5



2x

23126 17,5

156,4 x 64,0 x 17,5

Abbildungen Scheibenbremsbeläge

Illustrations disc brake pads - Illustrazioni pastiglie freno -

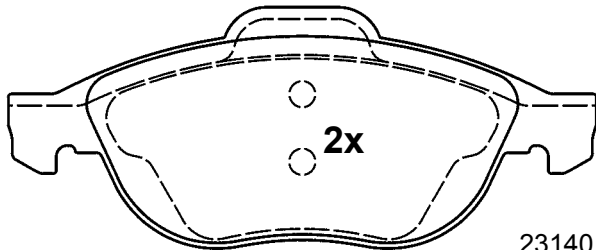
Illustrations plaquettes de frein - Ilustraciones pastillas de freno



Maßstab - scale - scala - échelle - escala 1:2

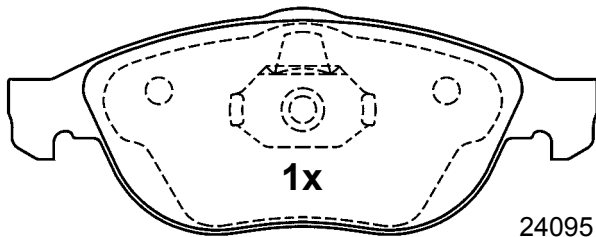
13.0460-7139.2 607139

ALFA ROMEO, LANCIA



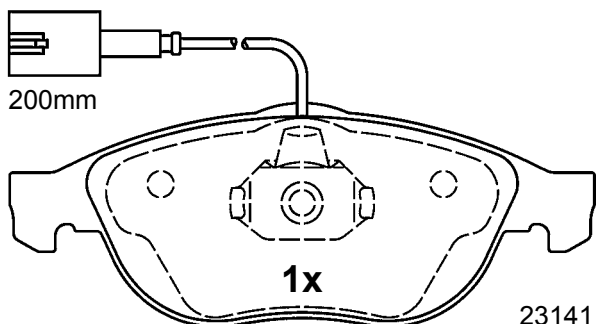
23140 19,4

156,3 x 63,8 x 19,4



24095 19,4

155,1 x 59,3 x 19,4

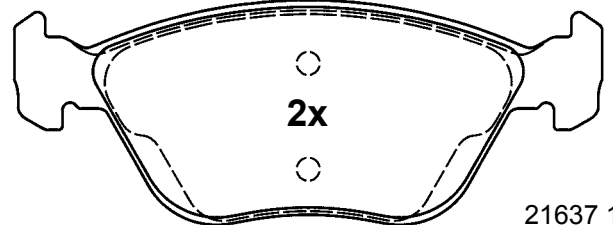


23141 19,4

155,1 x 59,3 x 19,4

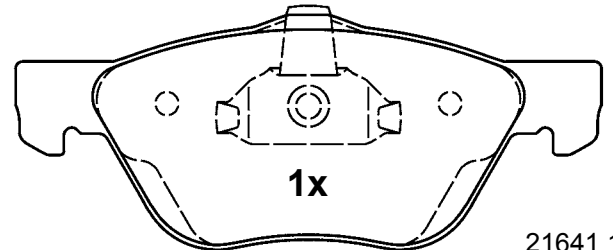
13.0460-7140.2 607140

ALFA ROMEO, FIAT, LANCIA



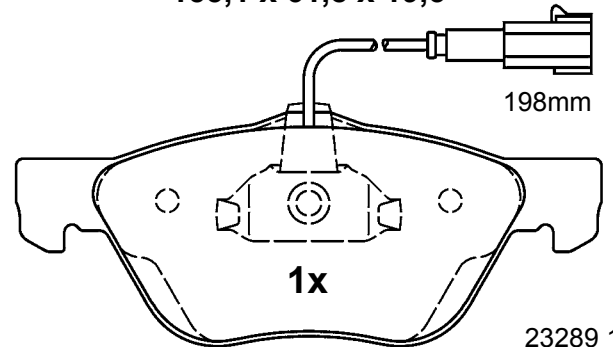
21637 19,3

156,3 x 59,1 x 19,3



21641 19,3

155,1 x 61,8 x 19,3

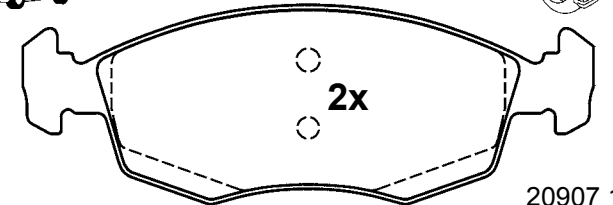


23289 19,3

155,1 x 61,8 x 19,3

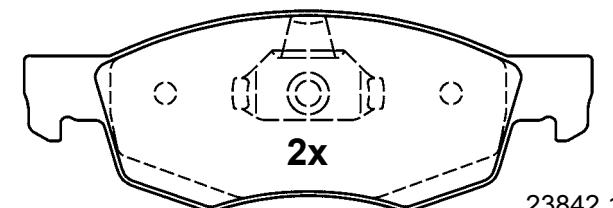
13.0460-7141.2 607141

FIAT



20907 18,1

151,3 x 52,5 x 18,1



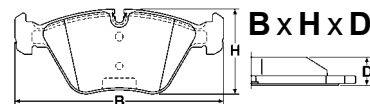
23842 18,1

150,1 x 52,5 x 18,1

Abbildungen Scheibenbremsbeläge

Illustrations disc brake pads - Illustrazioni pastiglie freno -

Illustrations plaquettes de frein - Ilustraciones pastillas de freno



Maßstab - scale - scala - échelle - escala 1:2

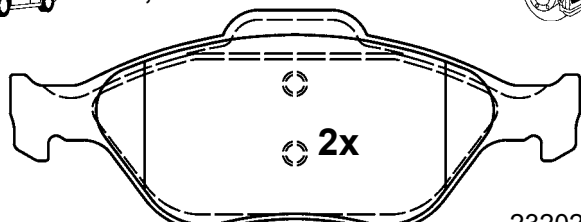
13.0460-7142.2 607142



FORD, MAZDA



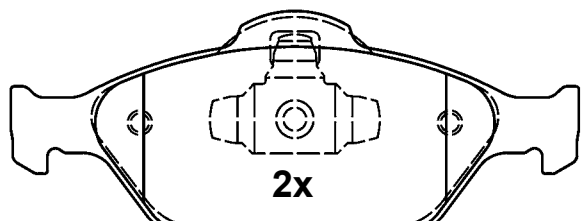
ATE



2x

23202 18,7

151,3 x 58,2 x 187



2x

23604 18,7

150,1 x 61,0 x 18,7

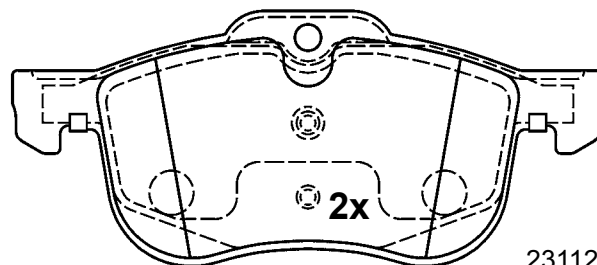
13.0460-7144.2 607144



MG, ROVER



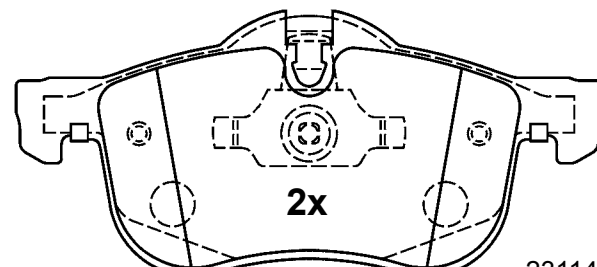
ATE



2x

23112 18,4

156,4 x 67,2 x 18,4



2x

23114 18,4

155,1 x 70,1 x 18,4

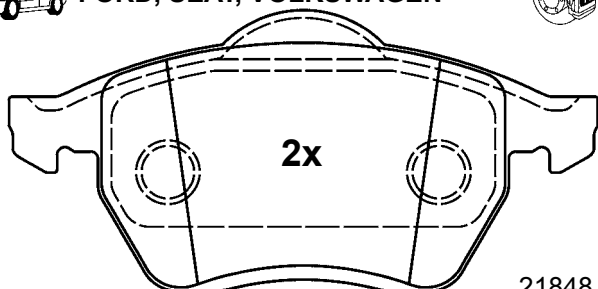
13.0460-7143.2 607143



FORD, SEAT, VOLKSWAGEN



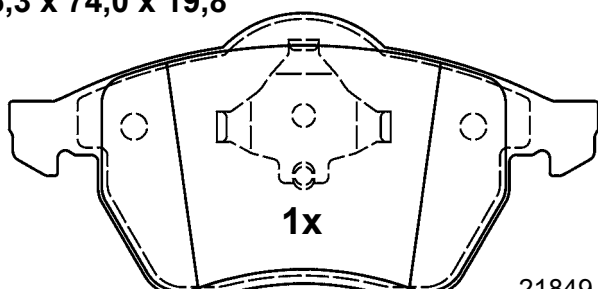
ATE



2x

21848 19,8

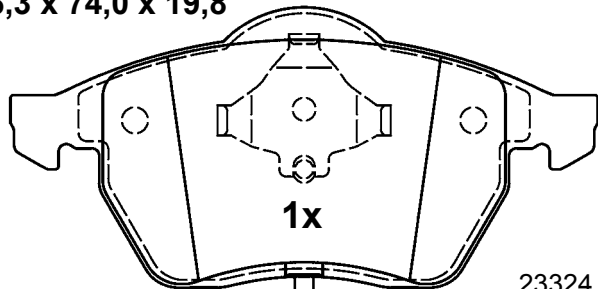
156,3 x 74,0 x 19,8



1x

21849 19,8

156,3 x 74,0 x 19,8



1x

23324 20,3

156,3 x 74,0 x 20,3

200mm

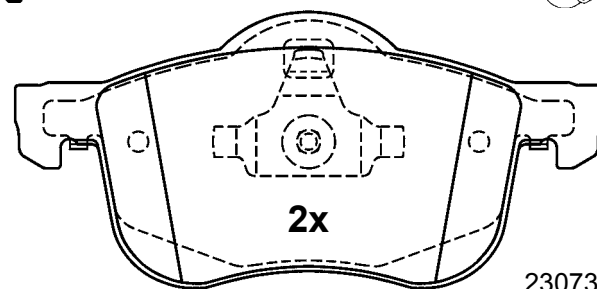
13.0460-7145.2 607145



VOLVO



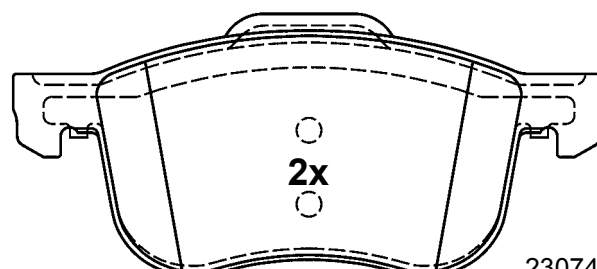
ATE



2x

23073 18,8

155,1 x 72,5 x 18,8



2x

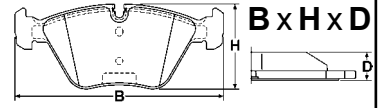
23074 18,8

156,3 x 69,1 x 18,8

Abbildungen Scheibenbremsbeläge

Illustrations disc brake pads - Illustrazioni pastiglie freno -

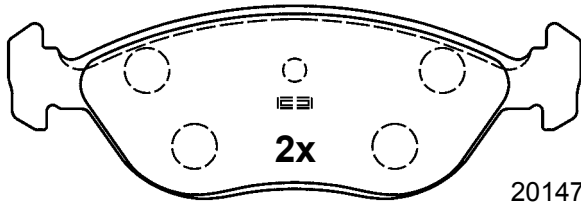
Illustrations plaquettes de frein - Ilustraciones pastillas de freno



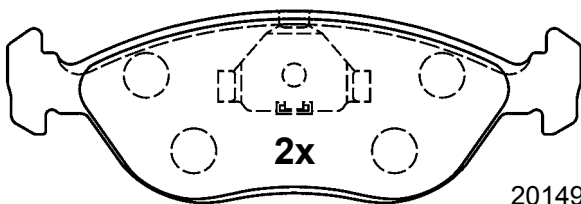
Maßstab - scale - scala - échelle - escala 1:2

13.0460-7146.2 607146

VOLVO



20147 17,0

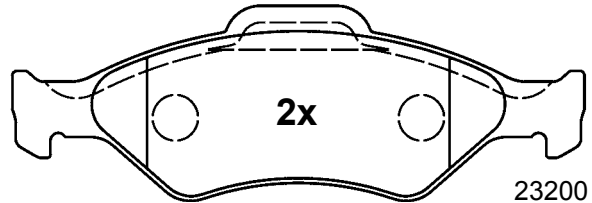


20149 17,0

151,3 x 50,6 x 17,0

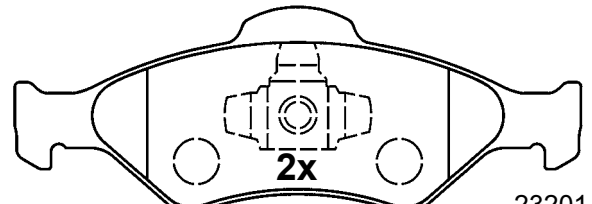
13.0460-7148.2 607148

FORD, MAZDA



23200 18,0

151,3 x 51,3 x 18,0

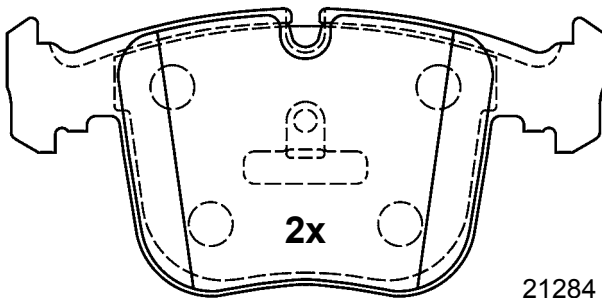


23201 18,0

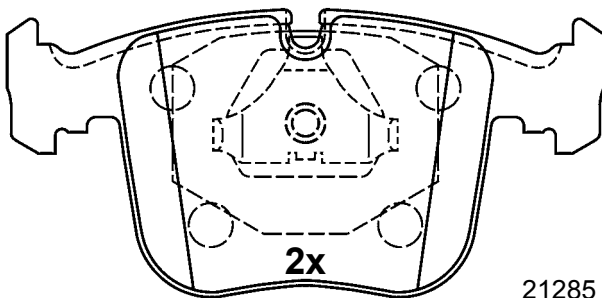
150,1 x 54,1 x 18,0

13.0460-7147.2 607147

BMW



21284 18,6

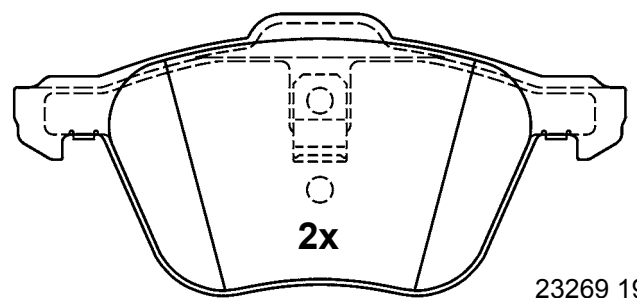


21285 18,6

156,4 x 75,0 x 18,6

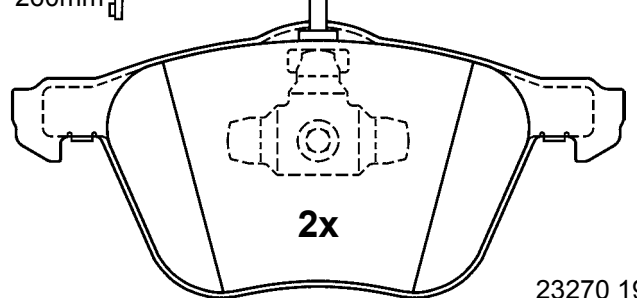
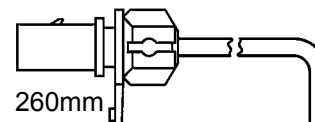
13.0460-7153.2 607153

FORD, SEAT, VOLKSWAGEN



23269 19,8

161,3 x 74,4 x 19,8



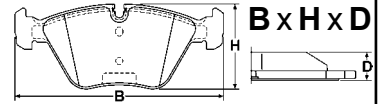
23270 19,8

161,3 x 72,9 x 19,8

Abbildungen Scheibenbremsbeläge

Illustrations disc brake pads - Illustrazioni pastiglie freno -

Illustrations plaquettes de frein - Ilustraciones pastillas de freno



Maßstab - scale - scala - échelle - escala 1:2

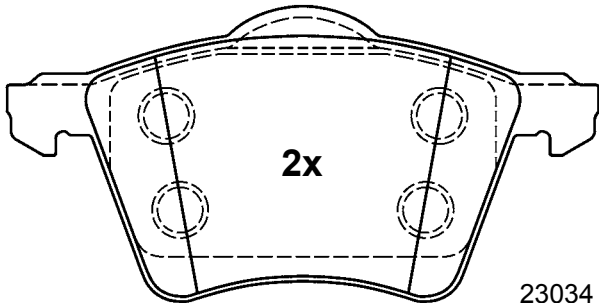
13.0460-7154.2 607154



FORD, SEAT, VOLKSWAGEN



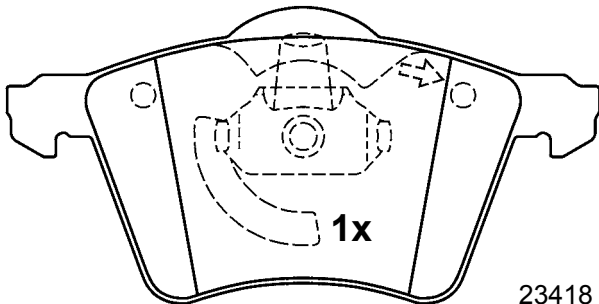
ATE



2x

23034 18,8

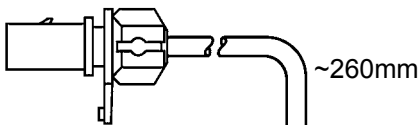
156,3 x 78,5 x 18,8



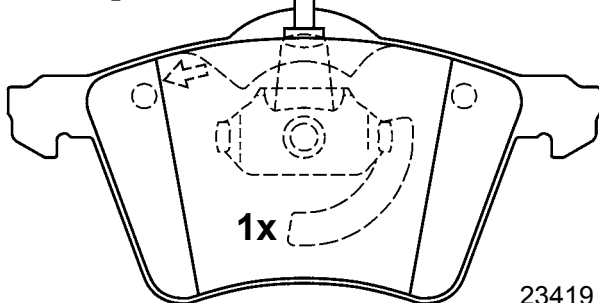
1x

23418 19,4

156,3 x 78,5 x 19,4



~260mm



1x

23419 19,4

156,3 x 78,5 x 19,4

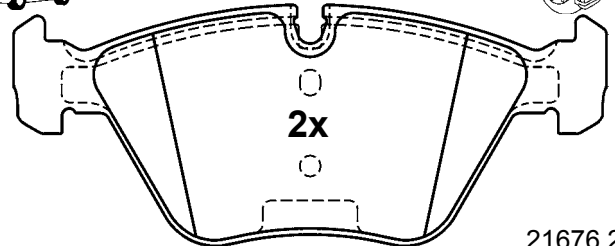
13.0460-7155.2 607155



BMW, MG, ROVER



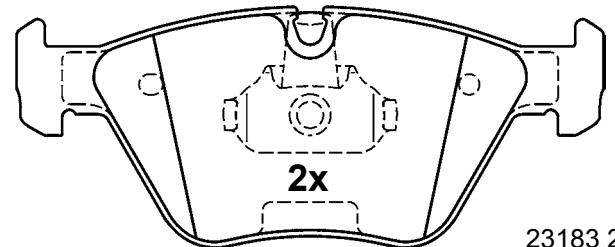
ATE



2x

21676 20,3

156,3 x 63,5 x 20,3



2x

23183 20,3

155,1 x 63,5 x 20,3

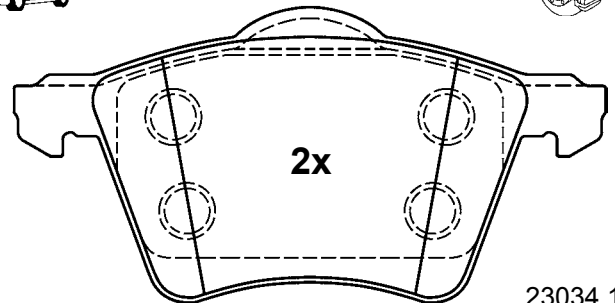
13.0460-7156.2 607156



FORD

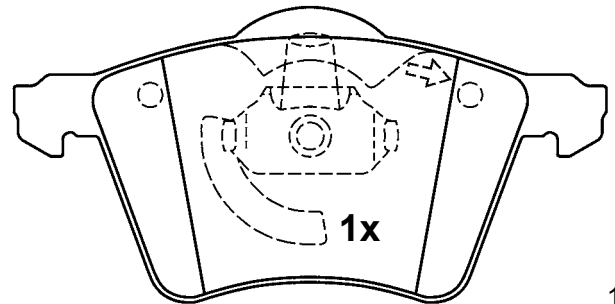


ATE



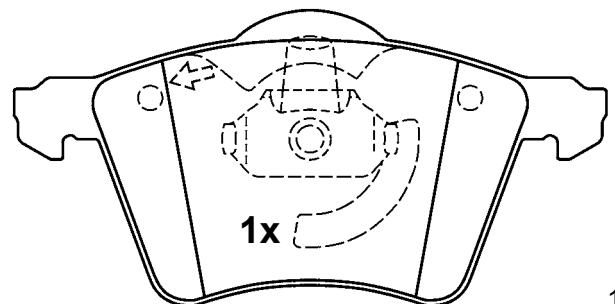
2x

23034 19,4



1x

19,4



1x

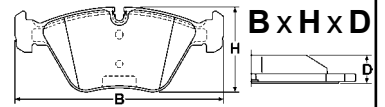
19,4

156,3 x 78,5 x 19,5

Abbildungen Scheibenbremsbeläge

Illustrations disc brake pads - Illustrazioni pastiglie freno -

Illustrations plaquettes de frein - Ilustraciones pastillas de freno



Maßstab - scale - scala - échelle - escala 1:2

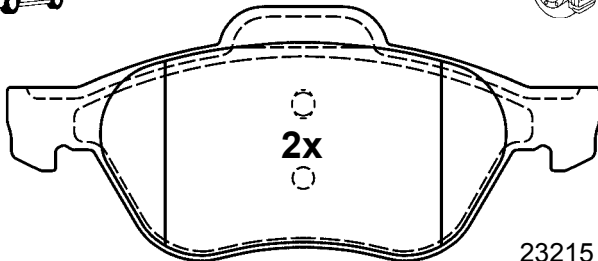
13.0460-7157.2 607157



RENAULT



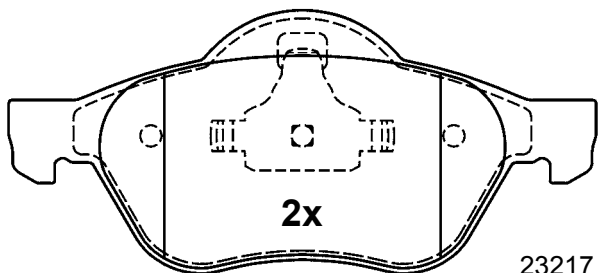
ATE



2x

156,3 x 66,8 x 18,3

23215 18,3



2x

155,1 x 68,9 x 18,3

23217 18,3

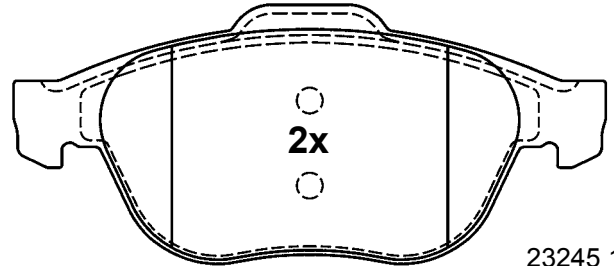
13.0460-7159.2 607159



RENAULT



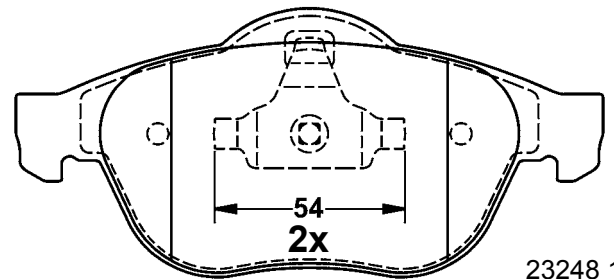
ATE



2x

156,3 x 68,3 x 18,3

23245 18,3



54
2x

155,1 x 70,8 x 18,3

23248 18,3

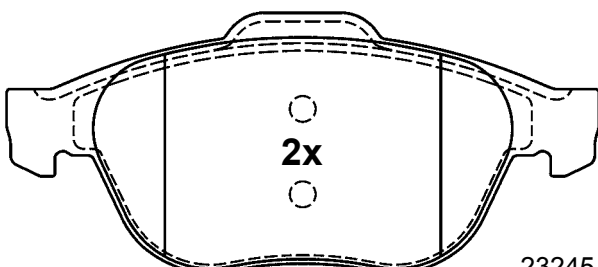
13.0460-7158.2 607158



RENAULT



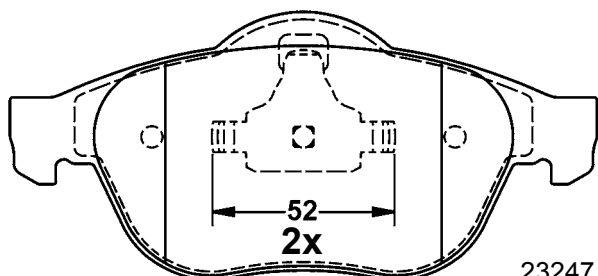
ATE



2x

156,3 x 68,3 x 18,3

23245 18,3



52
2x

155,1 x 70,8 x 18,3

23247 18,3

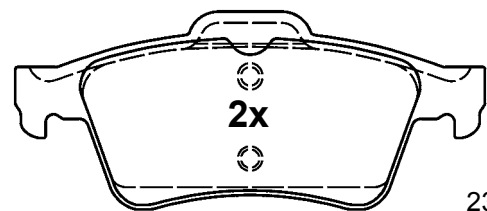
13.0460-7160.2 607160



FORD

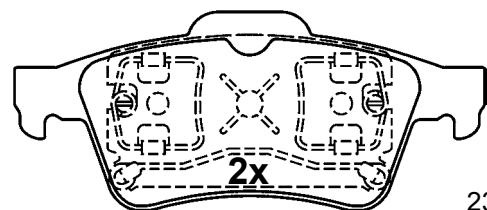


ATE



2x

23482 16,7



2x

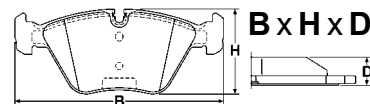
23483 16,7

123,0 x 51,9 x 16,7

Abbildungen Scheibenbremsbeläge

Illustrations disc brake pads - Illustrazioni pastiglie freno -

Illustrations plaquettes de frein - Ilustraciones pastillas de freno



Maßstab - scale - scala - échelle - escala 1:2

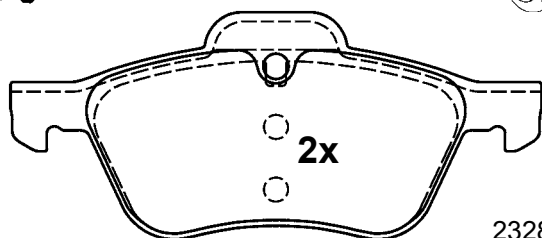
13.0460-7161.2 607161



MINI



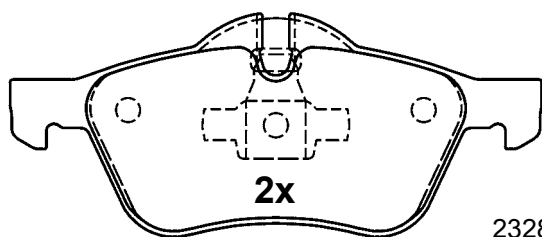
ATE



2x

23281 18,3

140,1 x 59,8 x 18,3



2x

23282 18,3

140,1 x 58,7 x 18,3

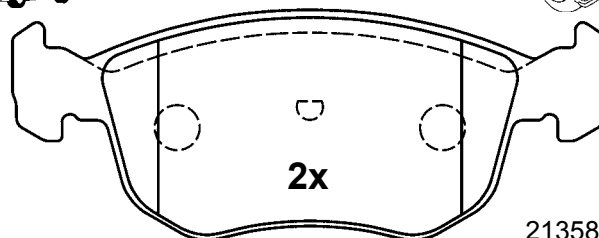
13.0460-7163.2 607163



FORD

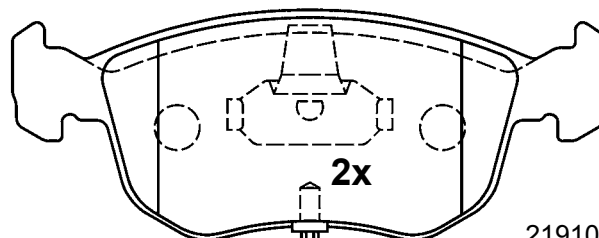


ATE



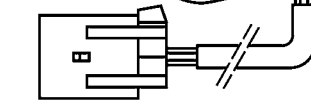
2x

21358 19,8



2x

21910 19,8



210mm

156,4 x 60,0 x 19,8

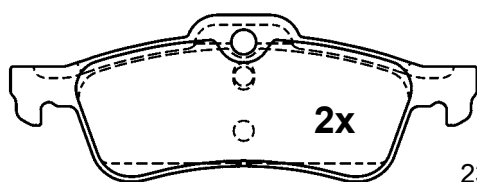
13.0460-7162.2 607162



MINI

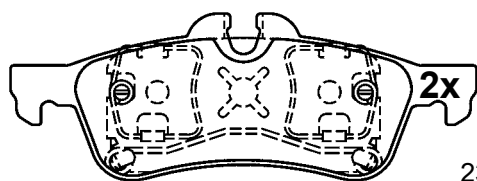


ATE



2x

23716 15,8



2x

23717 15,8

123,0 x 43,8 x 15,8

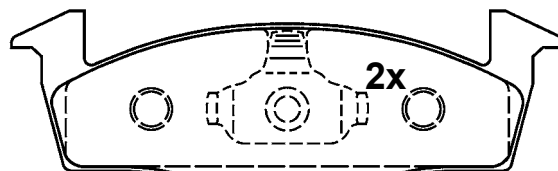
13.0460-7164.2 607164



SKODA, VOLKSWAGEN



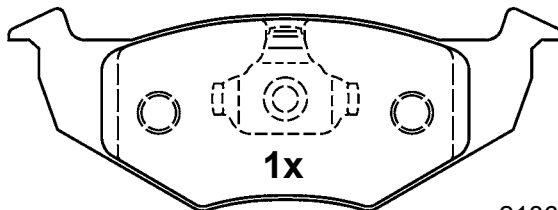
VW



2x

21868 17,2

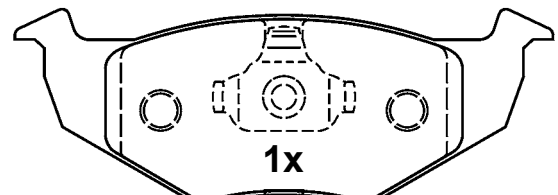
141,8 x 50,6 x 17,2



1x

21866 17,2

141,8 x 51,2 x 17,2



1x

23752 17,2

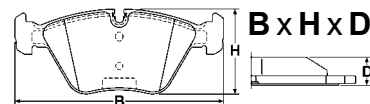
150mm

141,8 x 51,2 x 17,2

Abbildungen Scheibenbremsbeläge

Illustrations disc brake pads - Illustrazioni pastiglie freno -

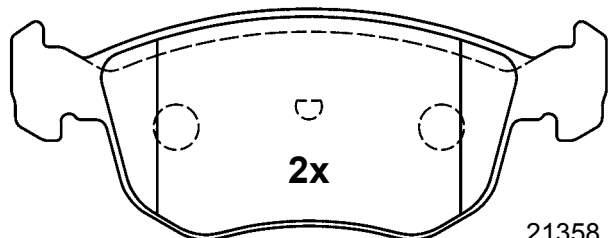
Illustrations plaquettes de frein - Ilustraciones pastillas de freno



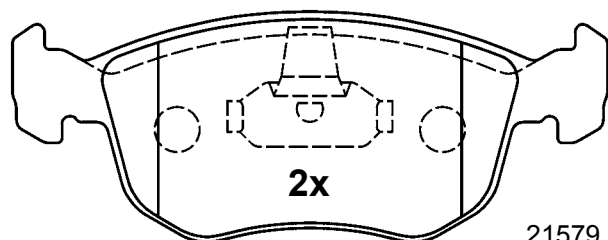
Maßstab - scale - scala - échelle - escala 1:2

13.0460-7165.2 607165

FORD



21358 19,8

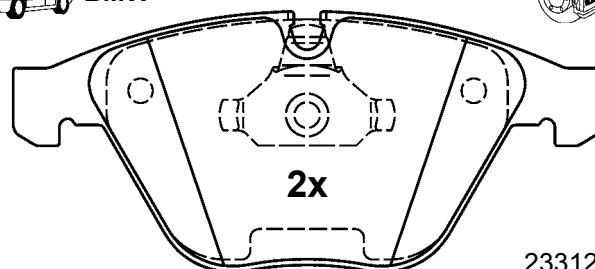


21579 19,8

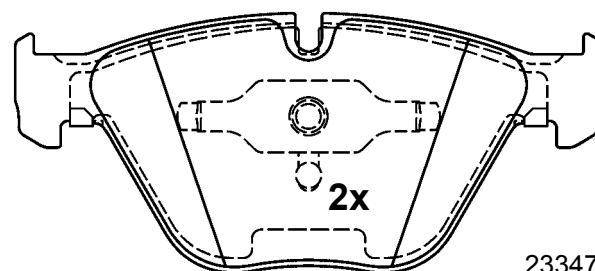
156,4 x 60,0 x 19,8

13.0460-7167.2 607167

BMW



23312 20,3

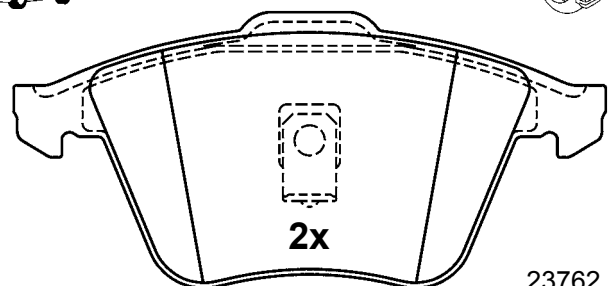


23347 20,3

155,1 x 68,3 x 20,3

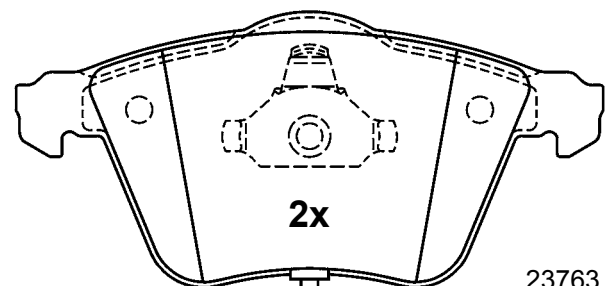
13.0460-7166.2 607166

AUDI



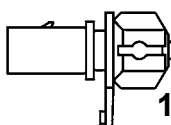
23762 20,4

156,3 x 72,9 x 20,4



23763 20,4

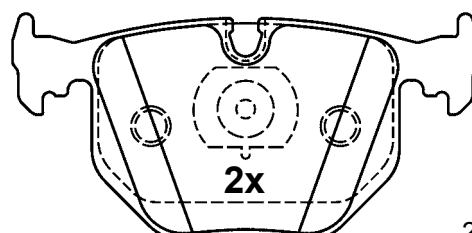
200mm



155,1 x 72,9 x 20,4

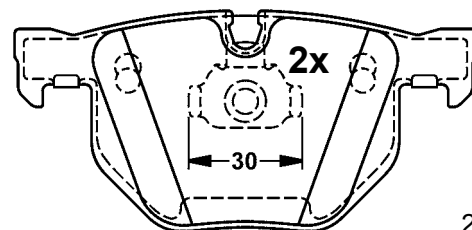
13.0460-7168.2 607168

BMW



21282 17,3

123,0 x 59,2 x 17,3



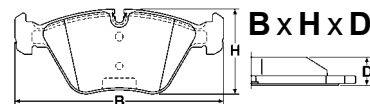
23447 17,3

121,8 x 57,8 x 17,3

Abbildungen Scheibenbremsbeläge

Illustrations disc brake pads - Illustrazioni pastiglie freno -

Illustrations plaquettes de frein - Ilustraciones pastillas de freno



Maßstab - scale - scala - échelle - escala 1:2

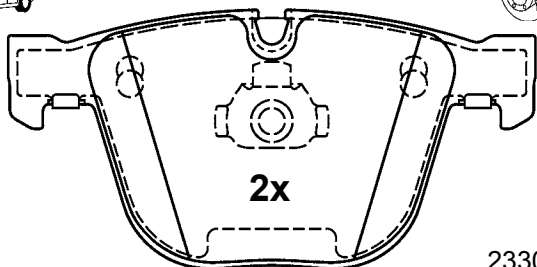
13.0460-7169.2 607169



BMW

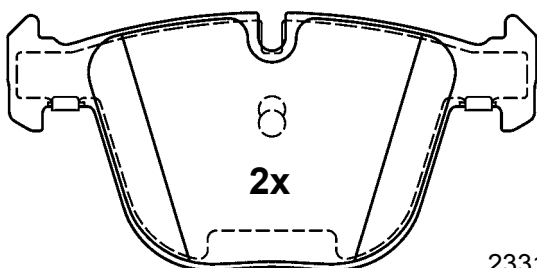


ATE



2x

23309 17,3



2x

23310 17,3

139,5 x 67,8 x 17,3

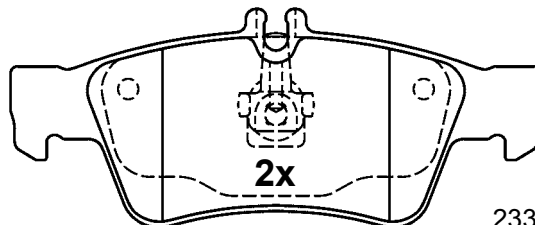
13.0460-7171.2 607171



MERCEDES BENZ



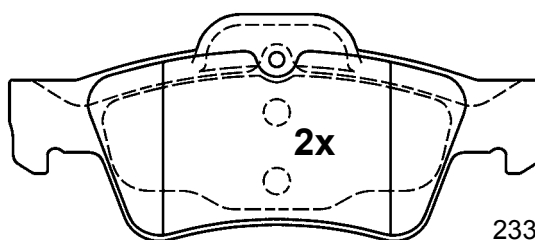
ATE



2x

23334 16,7

140,1 x 57,5 x 16,7



2x

23335 16,7

141,3 x 59,4 x 16,7

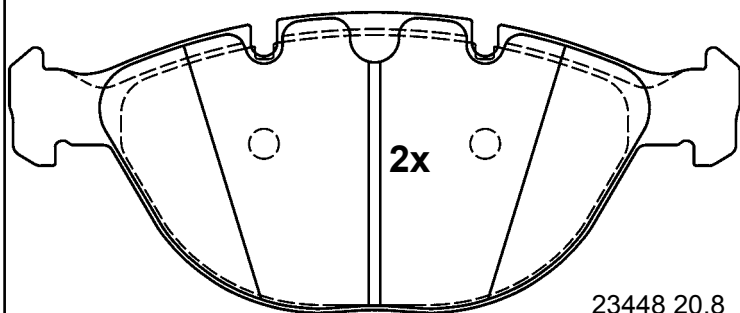
13.0460-7170.2 607170



BMW

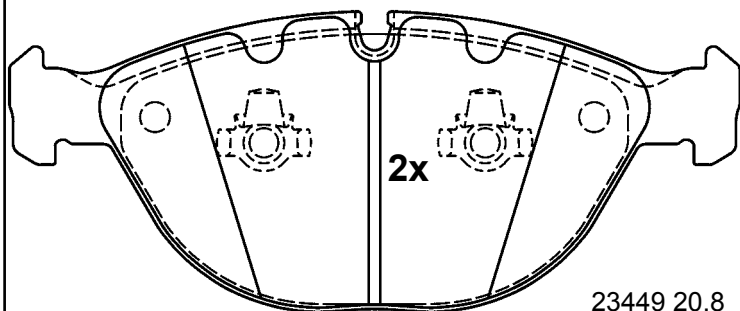


ATE



2x

23448 20,8



2x

23449 20,8

193,0 x 79,0 x 20,8

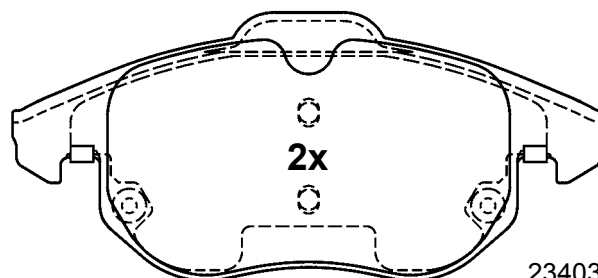
13.0460-7172.2 607172



FIAT, OPEL, SAAB, VAUXHALL



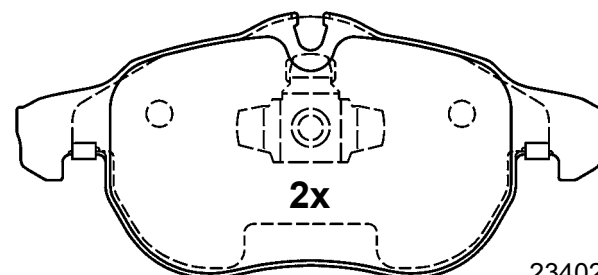
ATE



2x

23403 20,1

156,3 x 70,7 x 20,1



2x

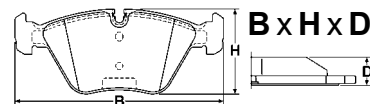
23402 20,1

155,1 x 69,6 x 20,1

Abbildungen Scheibenbremsbeläge

Illustrations disc brake pads - Illustrazioni pastiglie freno -

Illustrations plaquettes de frein - Ilustraciones pastillas de freno



Maßstab - scale - scala - échelle - escala 1:2

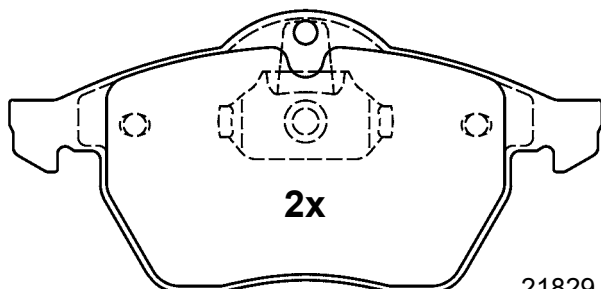
13.0460-7173.2 607173



OPEL, SAAB, VAUXHALL



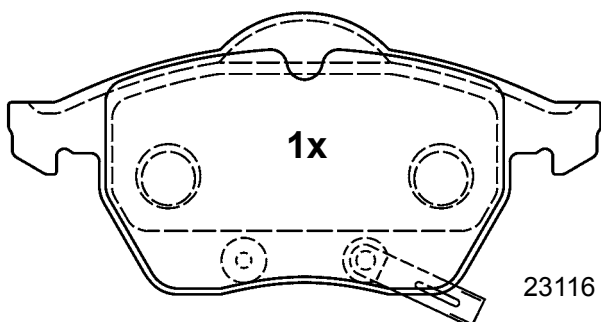
ATE



2x

21829 20,3

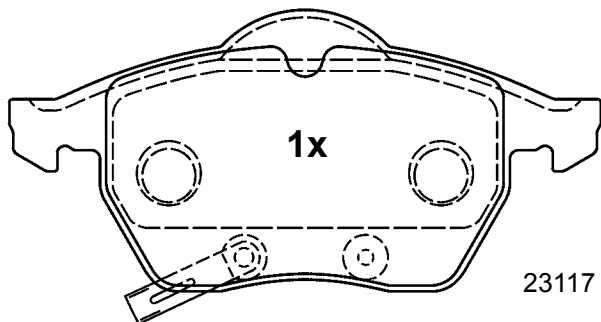
155,1 x 74,0 x 20,3



1x

23116 19,6

156,3 x 74,0 x 19,6



1x

23117 19,6

156,3 x 74,0 x 19,6

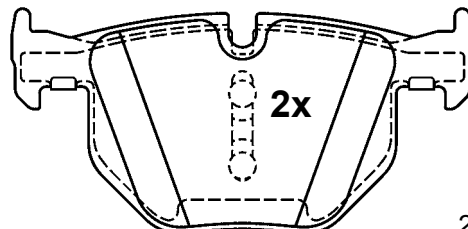
13.0460-7174.2 607174



BMW



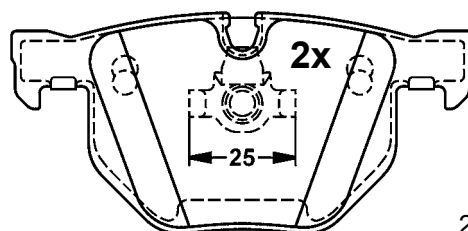
ATE



2x

23732 17,3

121,8 x 59,2 x 17,3



2x

23737 17,3

121,8 x 57,8 x 17,3

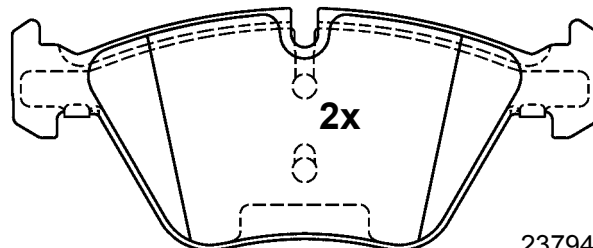
13.0460-7176.2 607176



BMW



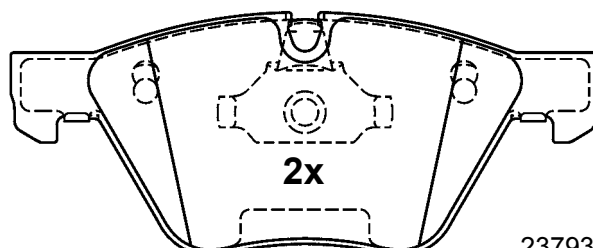
ATE



2x

23794 20,3

154,6 x 63,5 x 20,3



2x

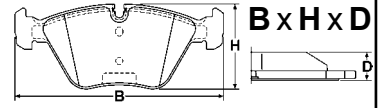
23793 20,3

155,1 x 63,5 x 20,3

Abbildungen Scheibenbremsbeläge

Illustrations disc brake pads - Illustrazioni pastiglie freno -

Illustrations plaquettes de frein - Ilustraciones pastillas de freno



Maßstab - scale - scala - échelle - escala 1:2

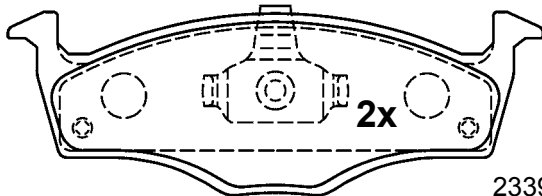
13.0460-7177.2 607177



VOLKSWAGEN

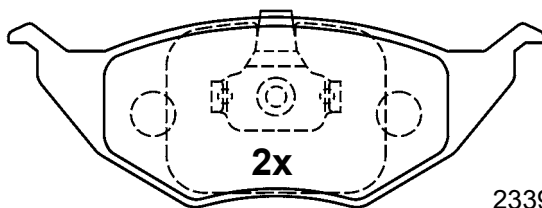


VW



23394 13,7

141,6 x 48,0 x 13,7



23395 13,7

141,6 x 49,9 x 13,7

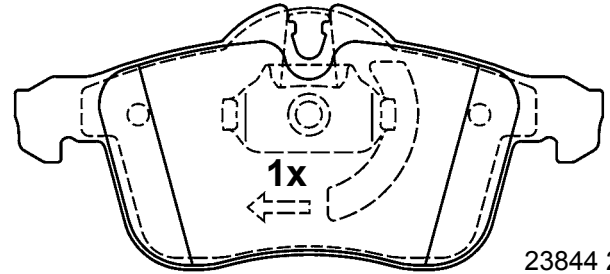
13.0460-7179.2 607179



OPEL, VAUXHALL

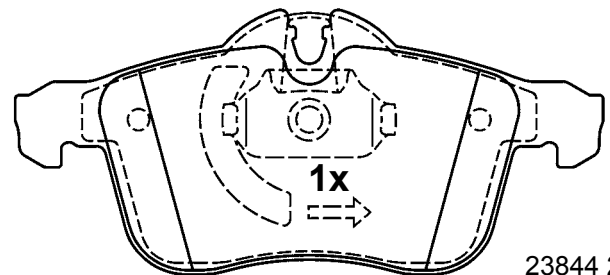


ATE



23844 20,5

155,1 x 70,0 x 20,5



23844 20,5

155,1 x 70,0 x 20,5

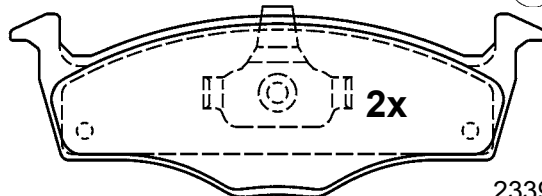
13.0460-7178.2 607178



AUDI

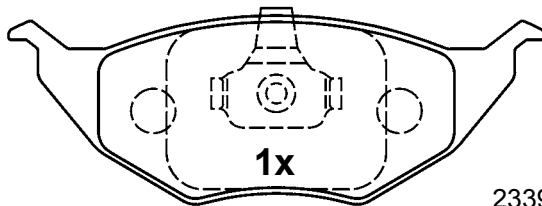


VW



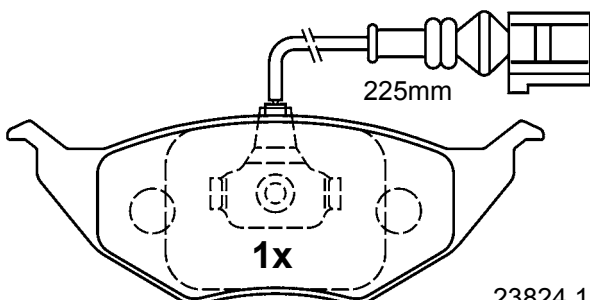
23394 13,7

141,6 x 48,0 x 13,7



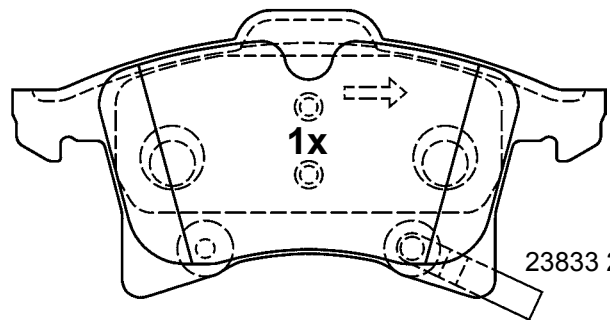
23395 13,7

141,6 x 49,9 x 13,7



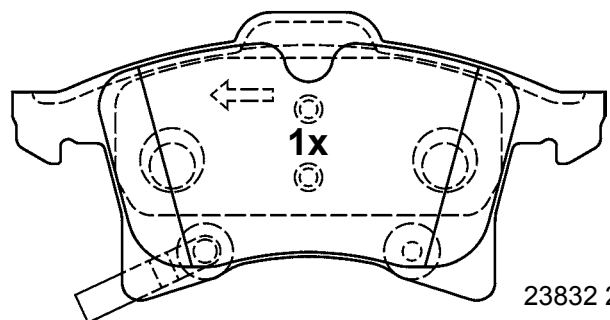
23824 13,7

141,6 x 49,9 x 13,7



23833 20,2

156,3 x 76,0 x 20,2



23832 20,2

156,3 x 76,0 x 20,2

Abbildungen Scheibenbremsbeläge

Illustrations disc brake pads - Illustrazioni pastiglie freno -

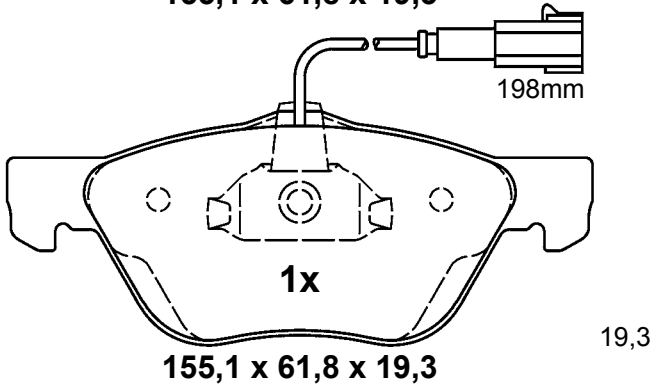
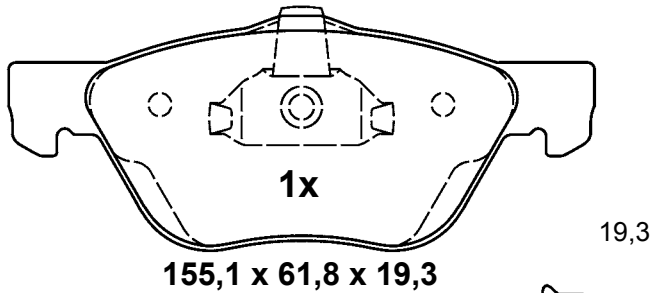
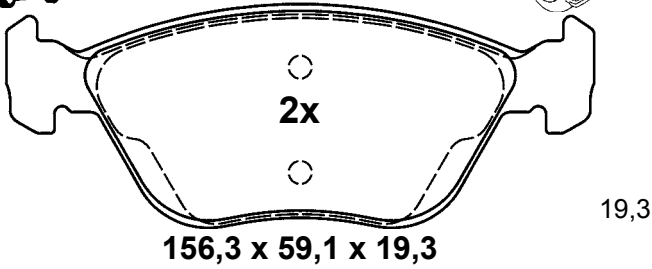
Illustrations plaquettes de frein - Ilustraciones pastillas de freno



Maßstab - scale - scala - échelle - escala 1:2

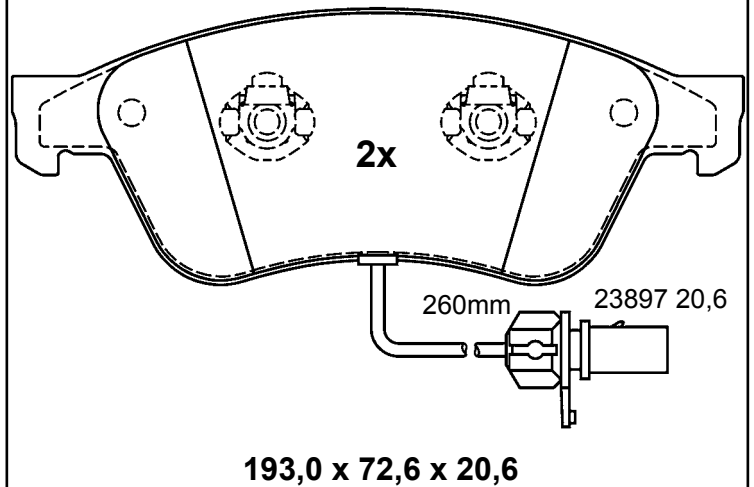
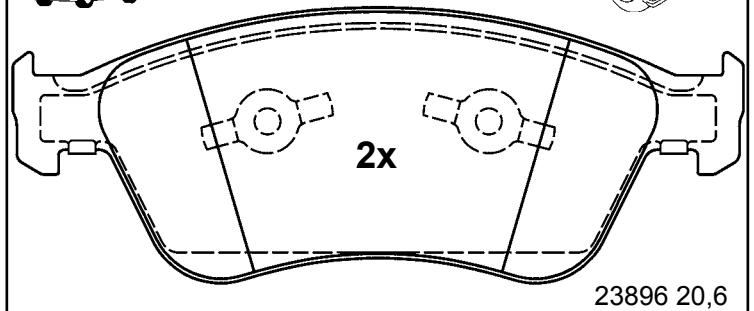
13.0460-7180.2 607180

ALFA ROMEO ATE



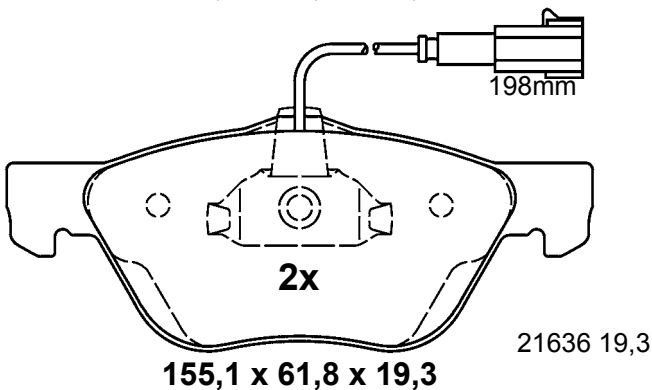
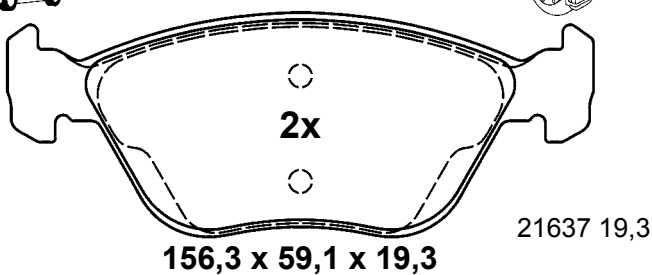
13.0460-7182.2 607182

AUDI, VOLKSWAGEN ATE



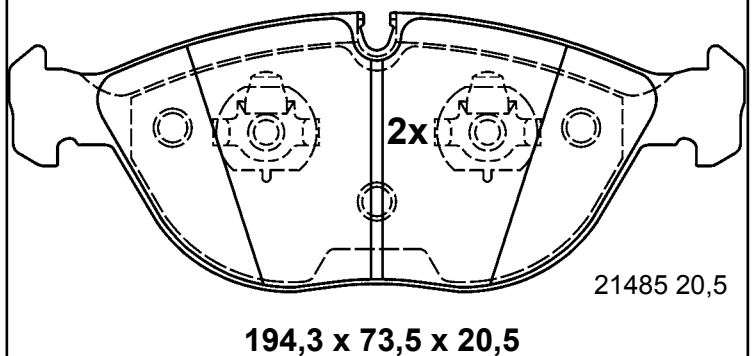
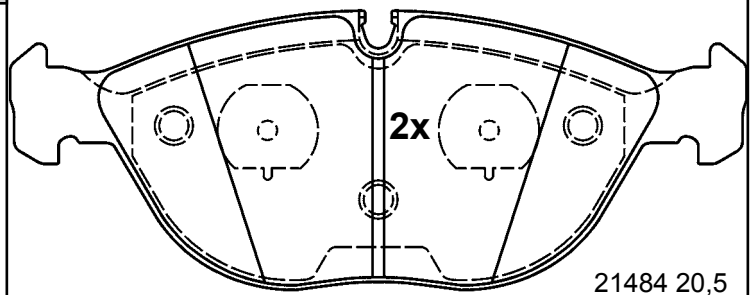
13.0460-7181.2 607181

ALFA ROMEO ATE



13.0460-7183.2 607183

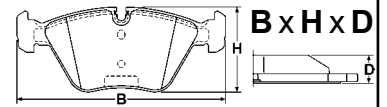
AUDI, BENTLEY, BMW, CHRYSLER, MERCEDES BENZ, ROLLS ROYCE VOLKSWAGEN ATE



Abbildungen Scheibenbremsbeläge

Illustrations disc brake pads - Illustrazioni pastiglie freno -

Illustrations plaquettes de frein - Ilustraciones pastillas de freno



Maßstab - scale - scala - échelle - escala 1:2

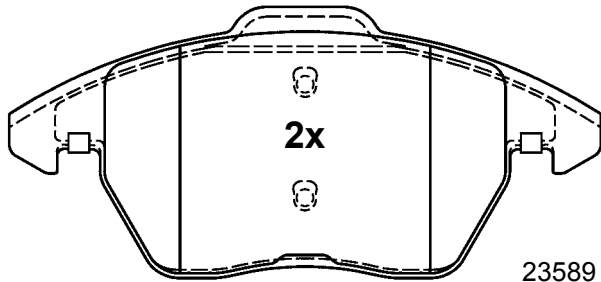
13.0460-7184.2 607184



AUDI, SEAT, SKODA
VOLKSWAGEN



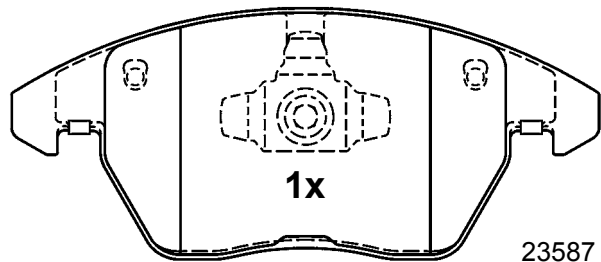
ATE



2x

23589 20,6

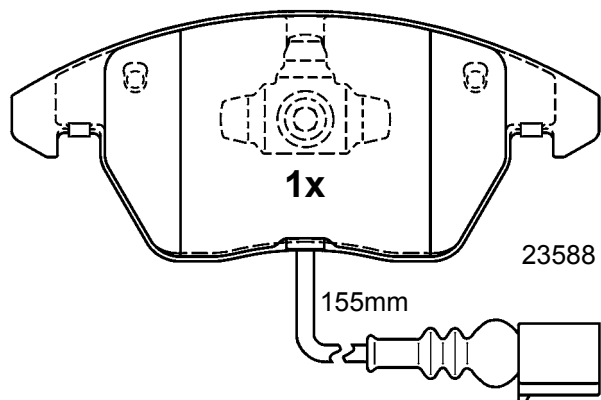
156,3 x 71,3 x 20,6



1x

23587 20,6

155,1 x 66,0 x 20,6



1x

23588 20,6

155,1 x 66,0 x 20,6

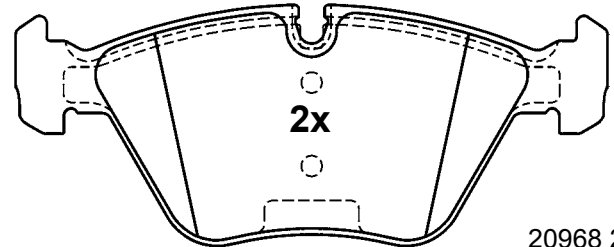
13.0460-7185.2 607185



BMW



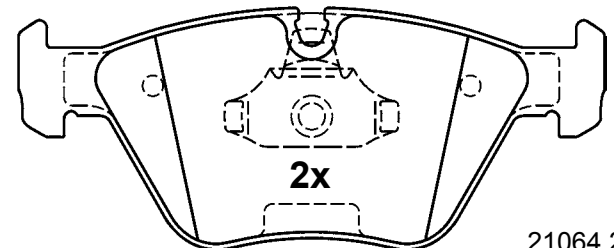
ATE



2x

20968 20,3

156,3 x 63,5 x 20,3



2x

21064 20,3

155,1 x 63,5 x 20,3

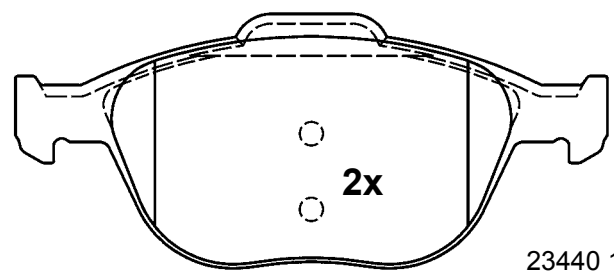
13.0460-7186.2 607186



FORD



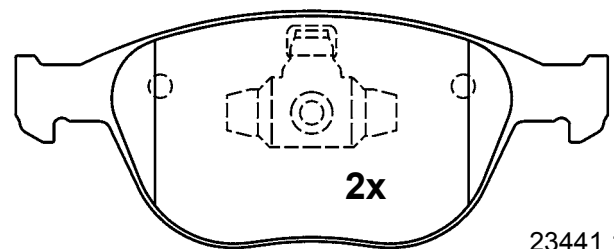
ATE



2x

23440 17,6

156,3 x 67,3 x 17,6



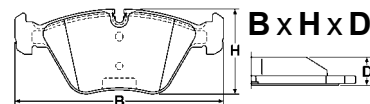
2x

23441 18,1

156,3 x 62,5 x 18,1

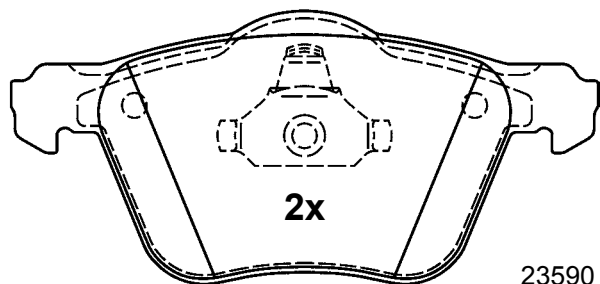
Abbildungen Scheibenbremsbeläge

Illustrations disc brake pads - Illustrazioni pastiglie freno -
Illustrations plaquettes de frein - Ilustraciones pastillas de freno



Maßstab - scale - scala - échelle - escala 1:2

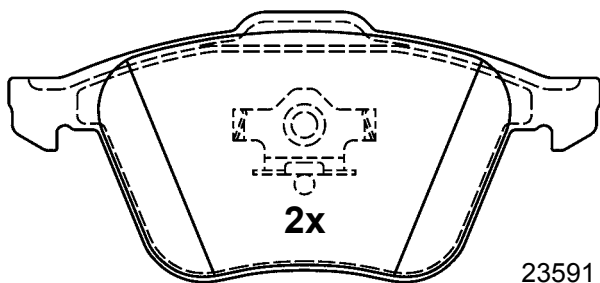
13.0460-7187.2 607187



2x

23590 19,5

155,1 x 72,0 x 19,5

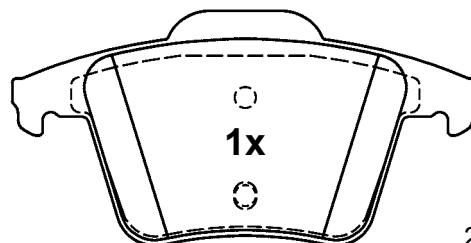


2x

23591 18,0

156,3 x 71,0 x 18,0

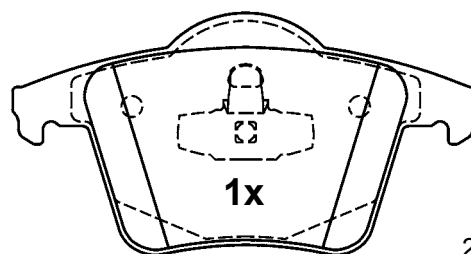
13.0460-7189.2 607189



1x

24011 18,0

123,1 x 61,7 x 18,0

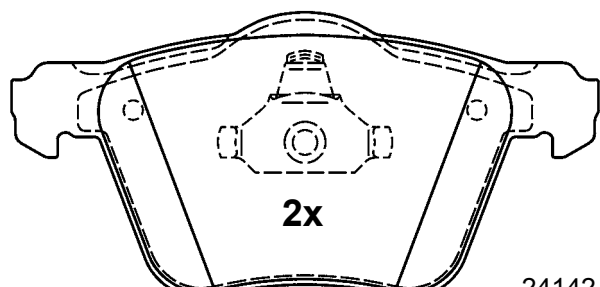


1x

24012 18,0

123,1 x 63,7 x 18,0

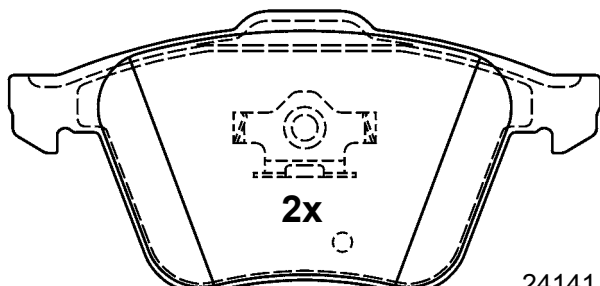
13.0460-7188.2 607188



2x

24142 20,6

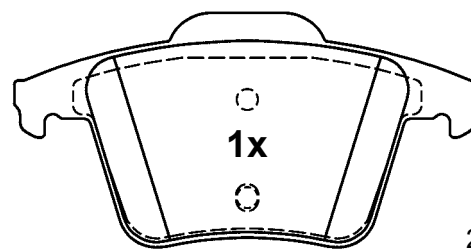
155,1 x 75,1 x 20,6



2x

24141 19,1

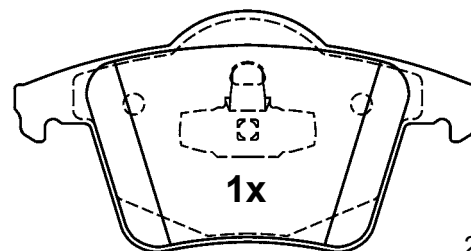
156,3 x 74,1 x 19,1



1x

24011 18,0

123,1 x 61,7 x 18,0



1x

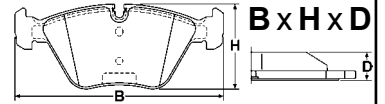
24012 18,0

123,1 x 63,7 x 18,0

Abbildungen Scheibenbremsbeläge

Illustrations disc brake pads - Illustrazioni pastiglie freno -

Illustrations plaquettes de frein - Ilustraciones pastillas de freno



Maßstab - scale - scala - échelle - escala 1:2

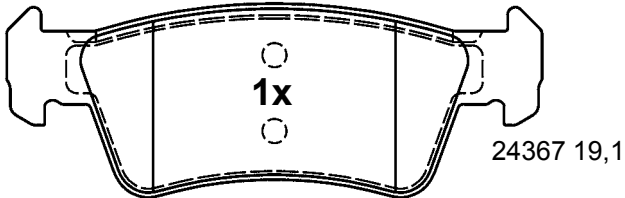
13.0460-7190.2 607190



VOLKSWAGEN

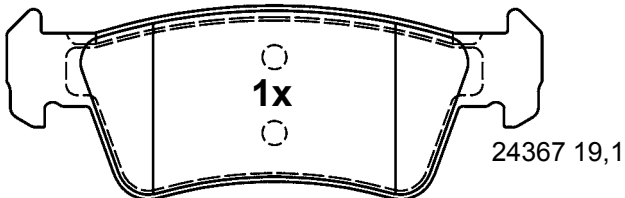


ATE



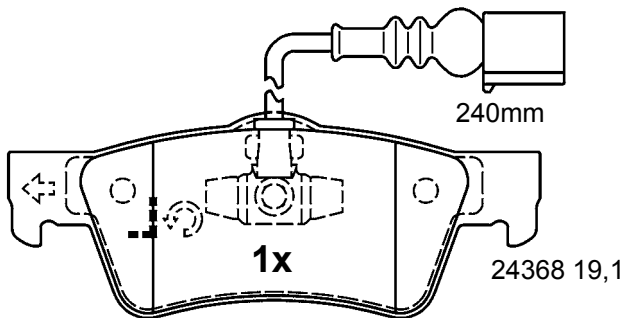
24367 19,1

141,3 x 50,9 x 19,1



24367 19,1

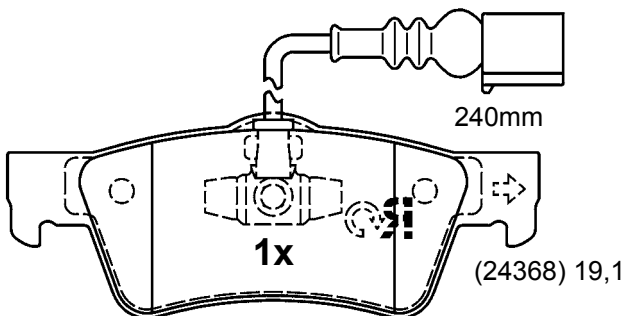
141,3 x 50,9 x 19,1



240mm

24368 19,1

140,7 x 53,9 x 19,1



240mm

(24368) 19,1

140,7 x 53,9 x 19,1

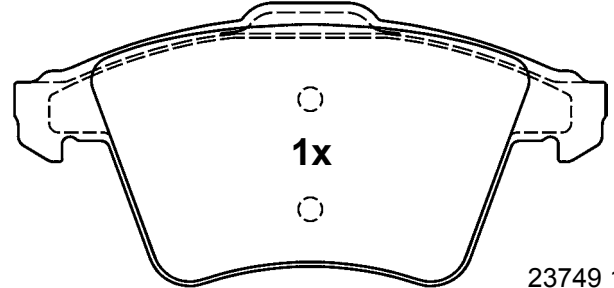
13.0460-7191.2 607191



VOLKSWAGEN

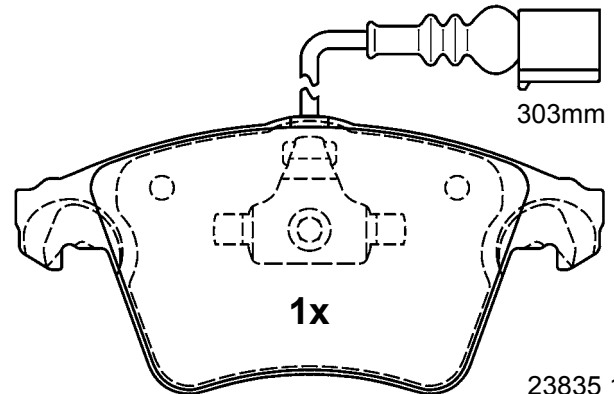


ATE



23749 19,1

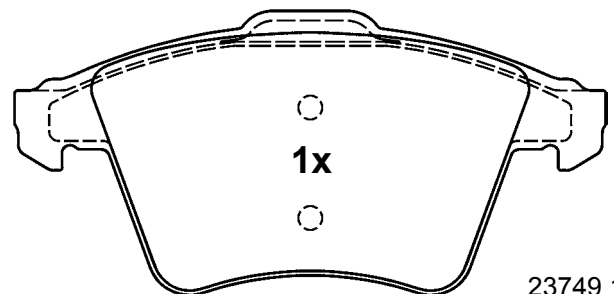
156,2 x 74,8 x 19,1



303mm

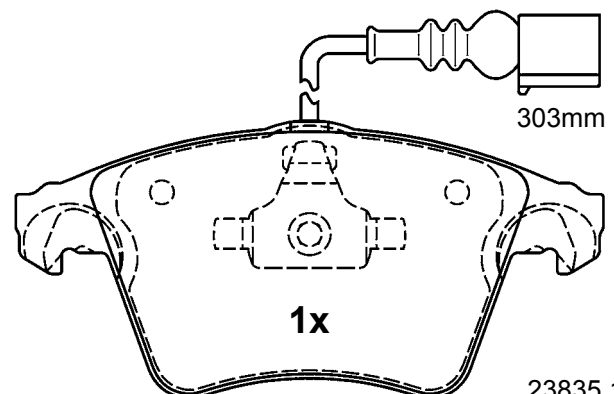
23835 19,6

155,0 x 73,3 x 19,6



23749 19,1

156,2 x 74,8 x 19,1



303mm

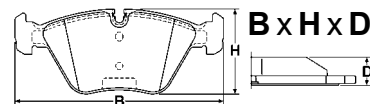
23835 19,6

155,0 x 73,3 x 19,6

Abbildungen Scheibenbremsbeläge

Illustrations disc brake pads - Illustrazioni pastiglie freno -

Illustrations plaquettes de frein - Ilustraciones pastillas de freno



Maßstab - scale - scala - échelle - escala 1:2

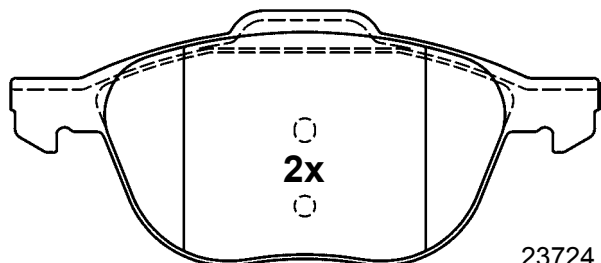
13.0460-7193.2 607193



FORD, MAZDA, VOLVO

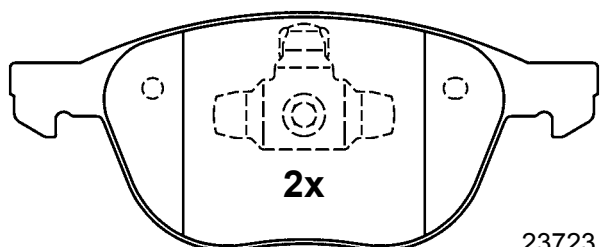


ATE



23724 18,1

156,3 x 67,0 x 18,1



23723 18,1

155,1 x 62,4 x 18,1

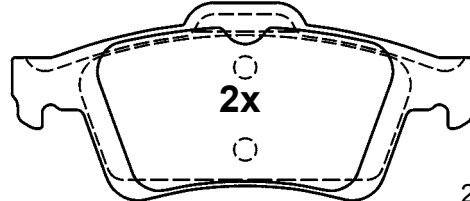
13.0460-7195.2 607195



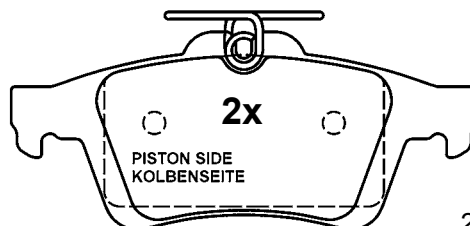
FORD, MAZDA, OPEL, SAAB,
VAUXHALL, VOLVO



ATE

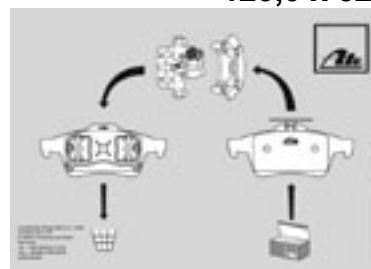


23482 16,6



24137 16,6

123,0 x 52,0 x 16,6



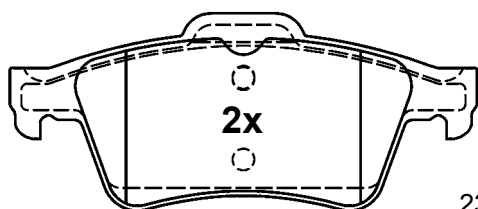
13.0460-7194.2 607194



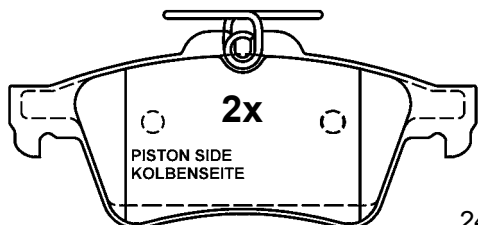
FORD, OPEL, SAAB, VAUXHALL



ATE

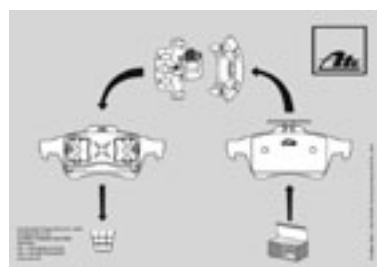


23482 16,6



24137 16,6

123,0 x 52,0 x 16,6



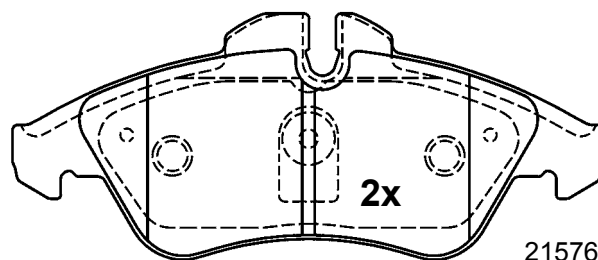
13.0460-7196.2 607196



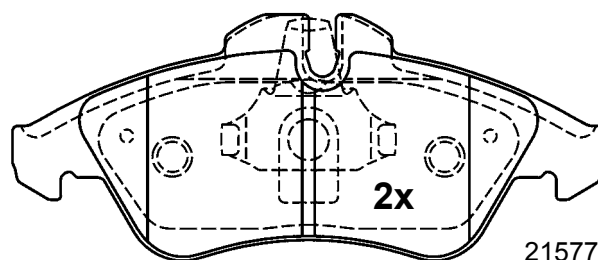
MERCEDES BENZ,
VOLKSWAGEN



ATE



21576 20,7



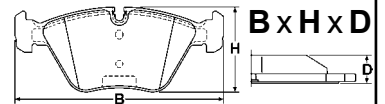
21577 20,7

156,3 x 64,8 x 20,7

Abbildungen Scheibenbremsbeläge

Illustrations disc brake pads - Illustrazioni pastiglie freno -

Illustrations plaquettes de frein - Ilustraciones pastillas de freno



Maßstab - scale - scala - échelle - escala 1:2

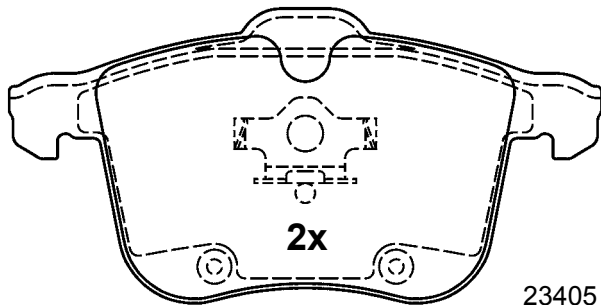
13.0460-7199.2 607199



OPEL, SAAB, VAUXHALL



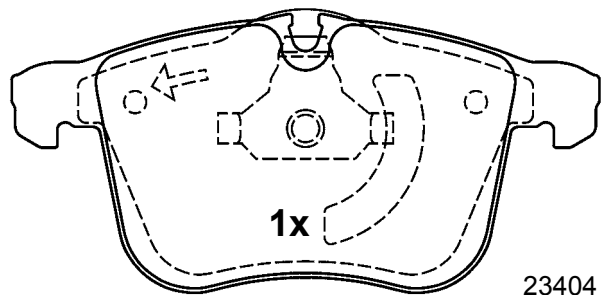
ATE



2x

23405 20,1

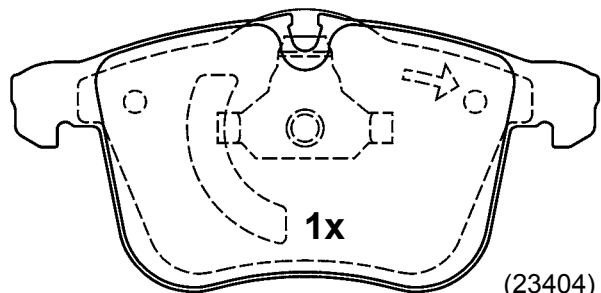
156,4 x 77,6 x 20,1



1x

23404 20,6

155,1 x 74,5 x 20,6



1x

(23404) 20,6

155,1 x 74,5 x 20,6

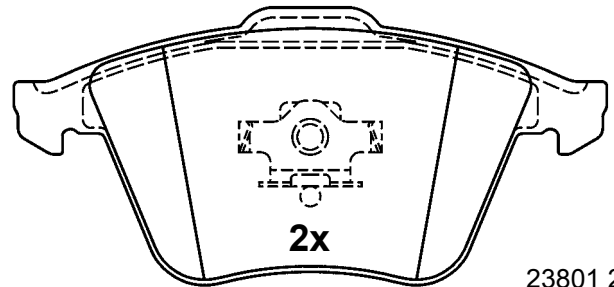
13.0460-7200.2 607200



AUDI, SKODA, VOLKSWAGEN



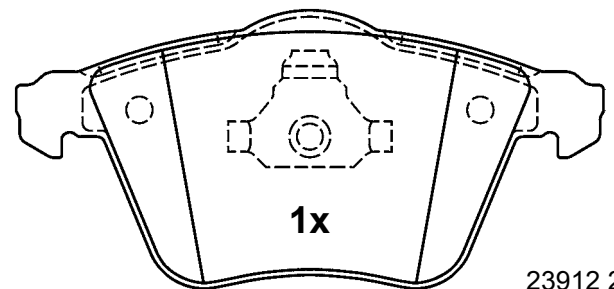
ATE



2x

23801 20,3

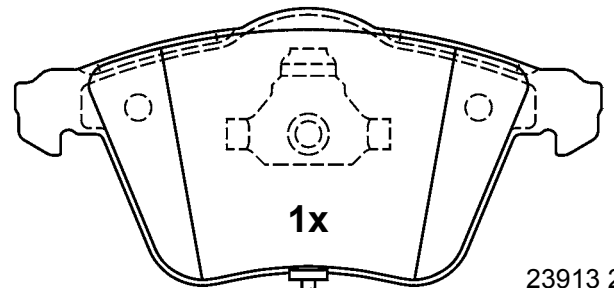
156,3 x 72,9 x 20,3



1x

23912 20,3

155,1 x 72,9 x 20,3



1x

23913 20,3

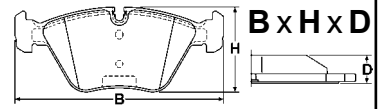
177,5mm

155,1 x 72,9 x 20,3

Abbildungen Scheibenbremsbeläge

Illustrations disc brake pads - Illustrazioni pastiglie freno -

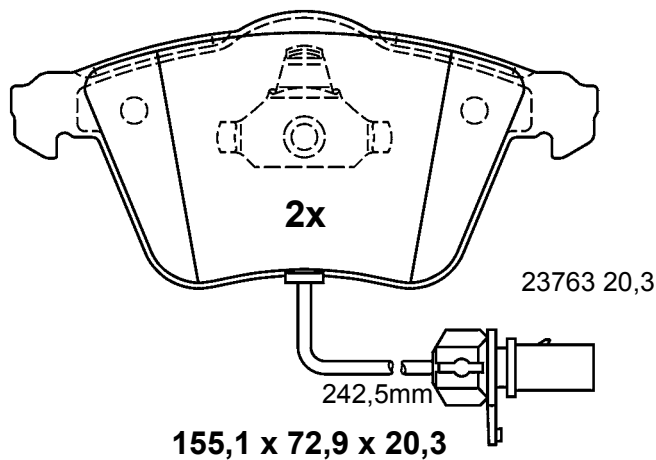
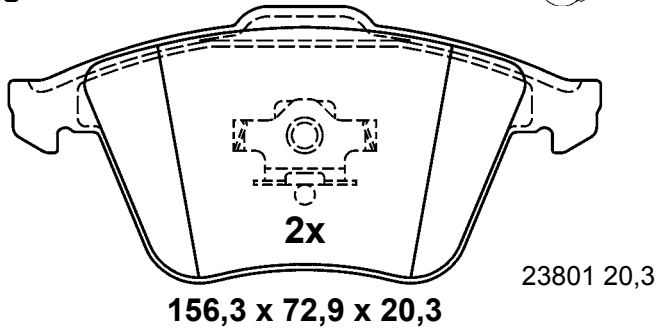
Illustrations plaquettes de frein - Ilustraciones pastillas de freno



Maßstab - scale - scala - échelle - escala 1:2

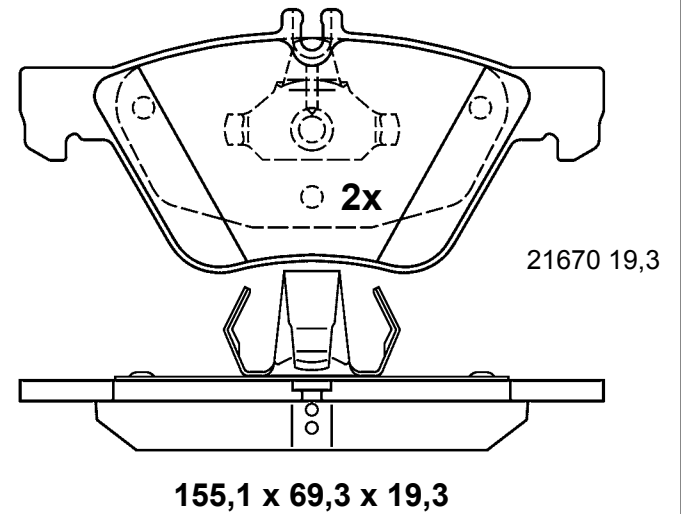
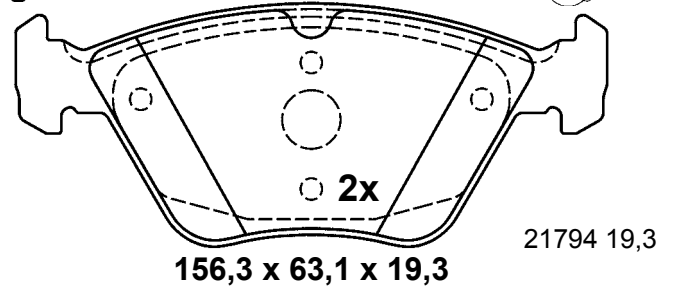
13.0460-7201.2 607201

AUDI, SEAT



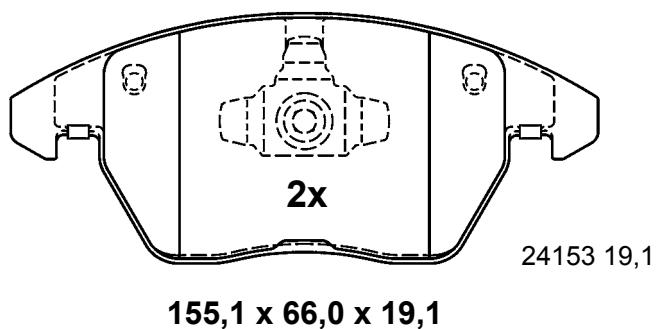
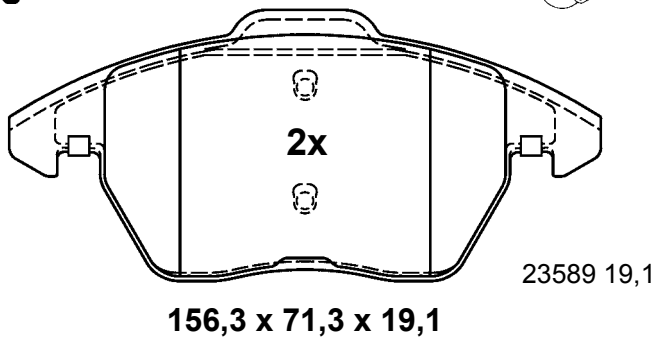
13.0460-7203.2 607203

MERCEDES BENZ



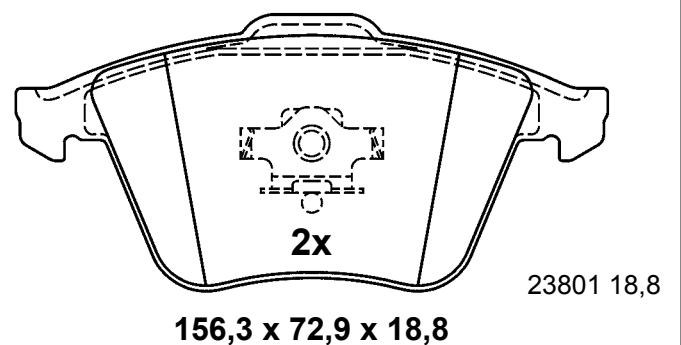
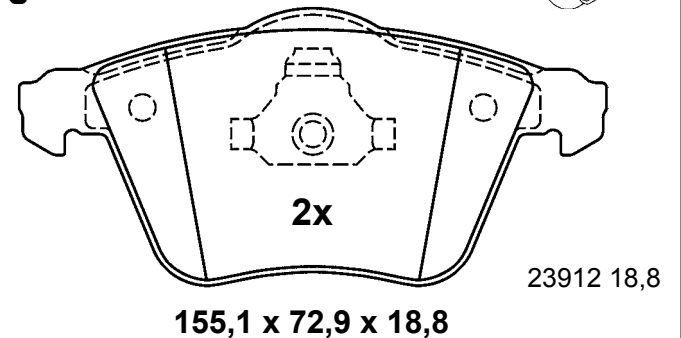
13.0460-7202.2 607202

CITROEN, PEUGEOT



13.0460-7204.2 607204

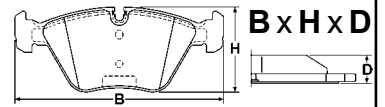
FORD, MAZDA, SAAB, VOLVO



Abbildungen Scheibenbremsbeläge

Illustrations disc brake pads - Illustrazioni pastiglie freno -

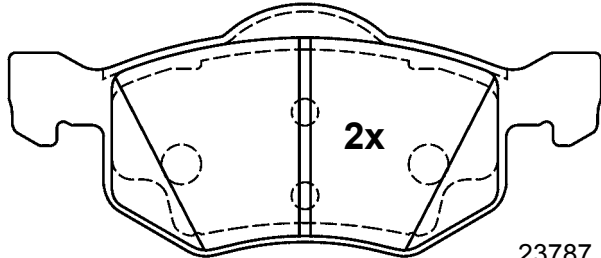
Illustrations plaquettes de frein - Ilustraciones pastillas de freno



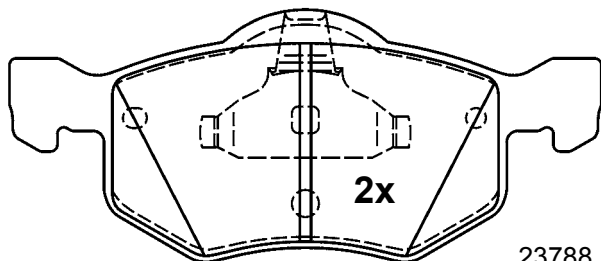
Maßstab - scale - scala - échelle - escala 1:2

13.0460-7205.2 607205

FORD, MAZDA



23787 19,0

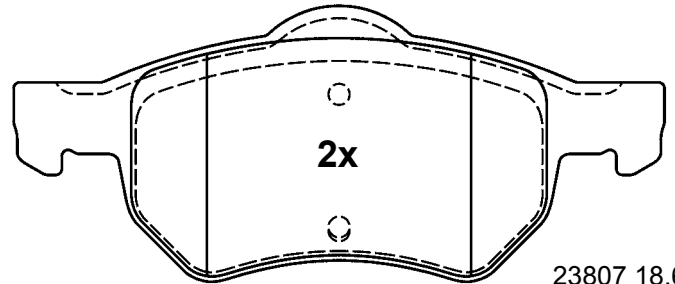


23788 19,0

156,2 x 66,5 x 19,0

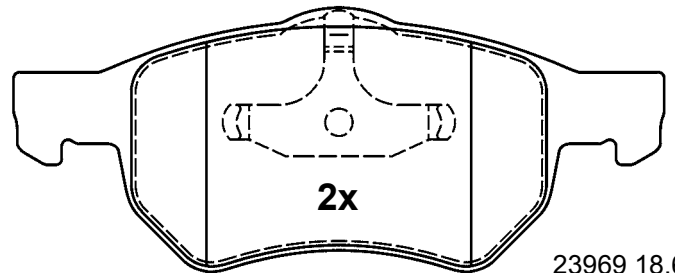
13.0460-7207.2 607207

CHRYSLER



23807 18,6

172,2 x 72,5 x 18,6

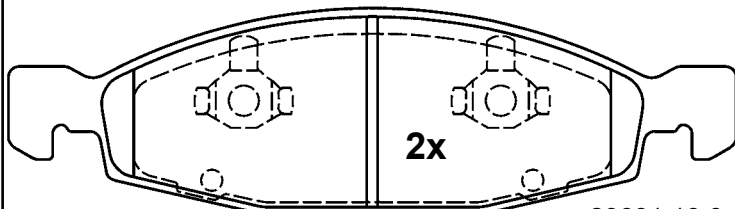


23969 18,6

172,2 x 69,2 x 18,6

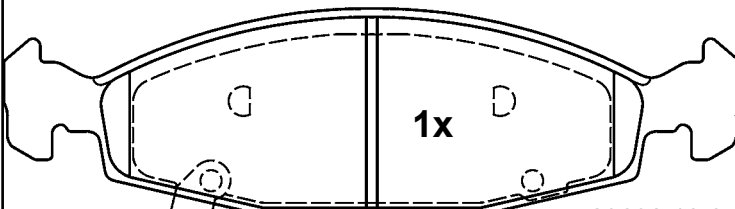
13.0460-7206.2 607206

JEEP



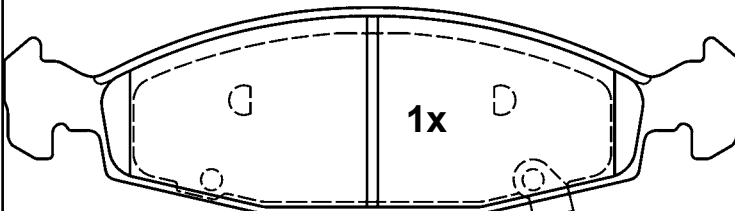
23631 18,6

192,2 x 54,4 x 18,6



23632 18,6

194,3 x 54,4 x 18,6

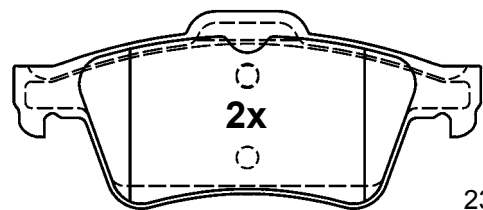


23633 18,6

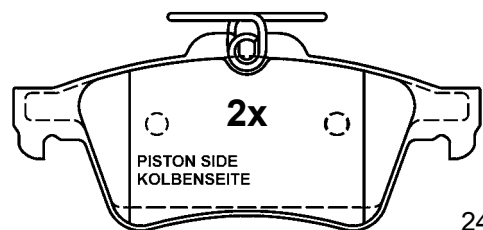
194,3 x 54,4 x 18,6

13.0460-7209.2 607209

JAGUAR



23482 16,6



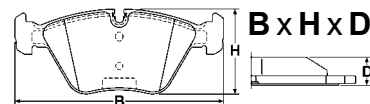
24137 16,6

123,0 x 52,0 x 16,6

Abbildungen Scheibenbremsbeläge

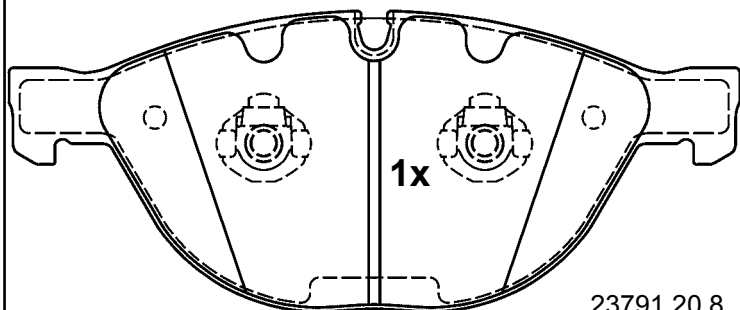
Illustrations disc brake pads - Illustrazioni pastiglie freno -

Illustrations plaquettes de frein - Ilustraciones pastillas de freno



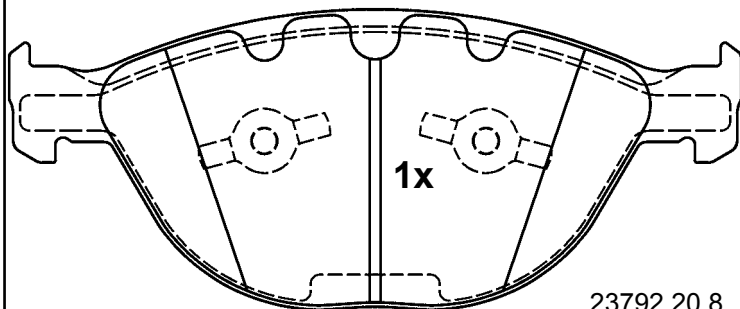
Maßstab - scale - scala - échelle - escala 1:2

13.0460-7210.2 607210



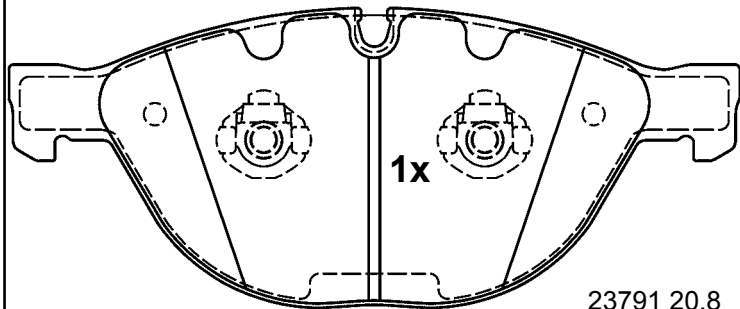
1x

23791 20,8



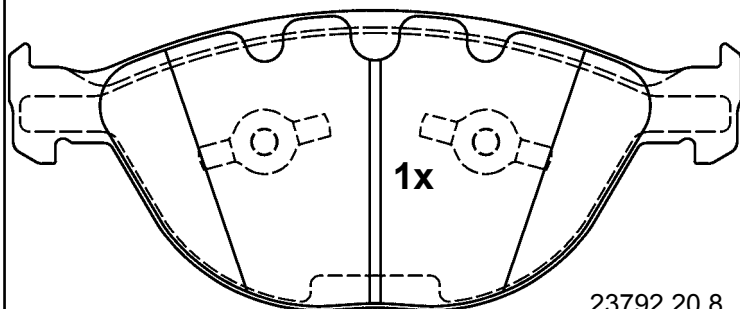
1x

23792 20,8



1x

23791 20,8

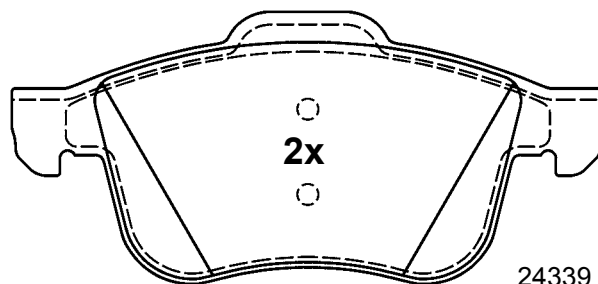


1x

23792 20,8

193,0 x 79,0 x 20,8

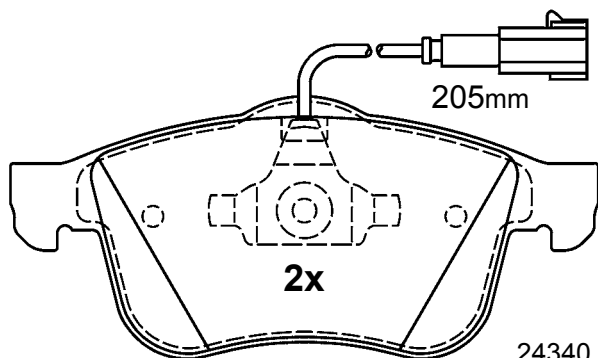
13.0460-7211.2 607211



2x

24339 20,5

156,3 x 71,5 x 20,5



205mm

2x

24340 20,3

155,1 x 69,0 x 20,3

Abbildungen Scheibenbremsbeläge

Illustrations disc brake pads - Illustrazioni pastiglie freno -

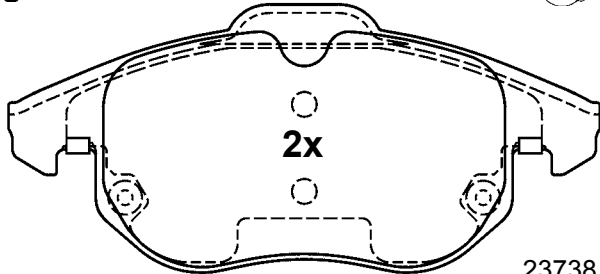
Illustrations plaquettes de frein - Ilustraciones pastillas de freno



Maßstab - scale - scala - échelle - escala 1:2

13.0460-7212.2 607212

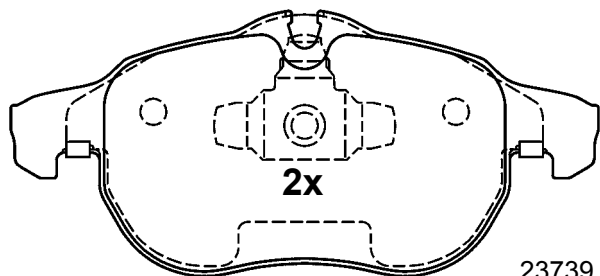
FIAT, OPEL, SAAB, VAUXHALL



2x

156,3 x 70,7 x 20,1

23738 20,1



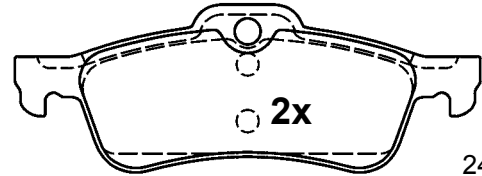
2x

155,1 x 69,6 x 20,1

23739 20,1

13.0460-7214.2 607214

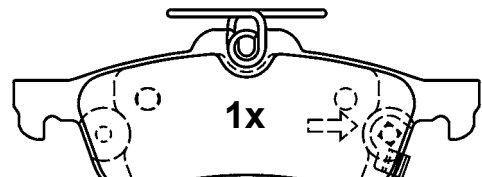
DAIHATSU, TOYOTA



2x

123,0 x 43,8 x 15,0

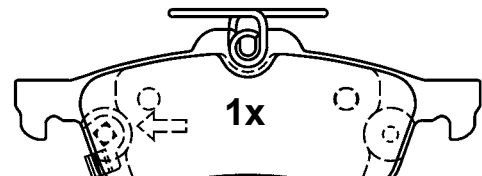
24574 15,0



1x

123,0 x 43,8 x 14,8

24575 14,8



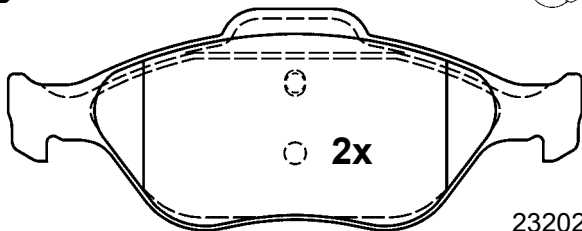
1x

123,0 x 43,8 x 14,8

24576 14,8

13.0460-7213.2 607213

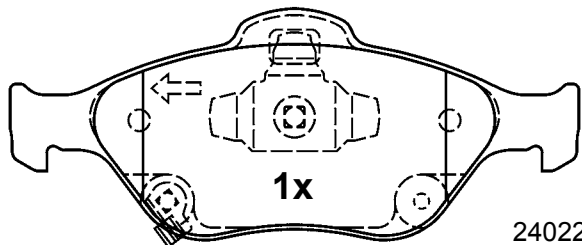
DAIHATSU, TOYOTA



2x

151,3 x 58,2 x 17,8

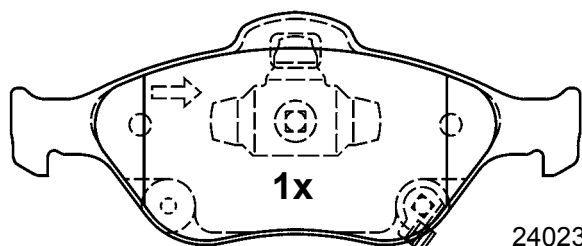
23202 17,8



1x

150,1 x 61,0 x 17,8

24022 17,8



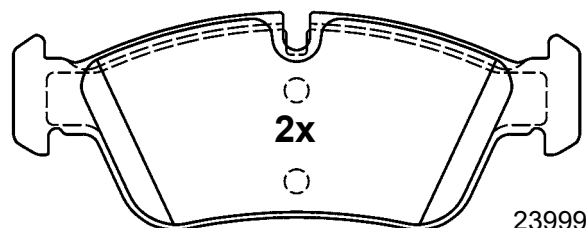
1x

150,1 x 61,0 x 17,8

24023 17,8

13.0460-7215.2 607215

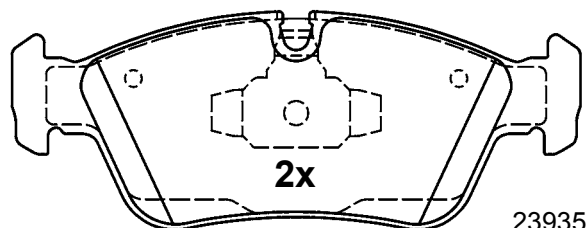
BMW



2x

149,3 x 57,3 x 17,8

23999 17,8



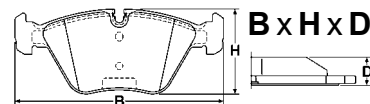
2x

150,1 x 57,3 x 17,8

23935 17,8

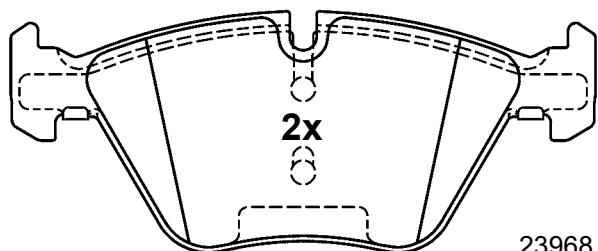
Abbildungen Scheibenbremsbeläge

Illustrations disc brake pads - Illustrazioni pastiglie freno -
Illustrations plaquettes de frein - Ilustraciones pastillas de freno



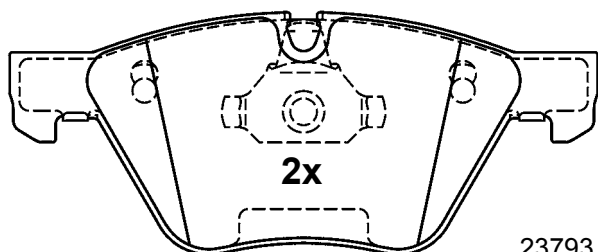
Maßstab - scale - scala - échelle - escala 1:2

13.0460-7216.2 607216



2x
154,6 x 63,5 x 20,3

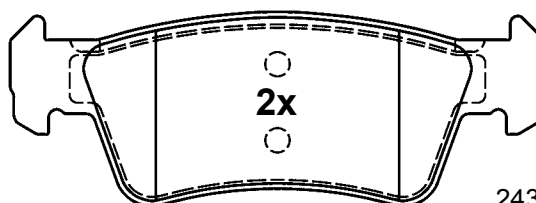
23968 20,3



2x
155,1 x 63,5 x 20,3

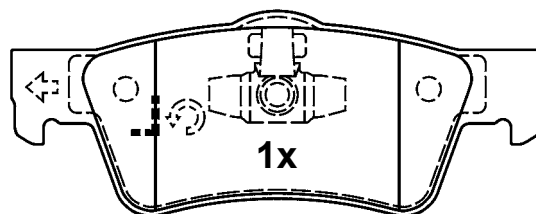
23793 20,3

13.0460-7218.2 607218



2x
141,3 x 50,9 x 19,1

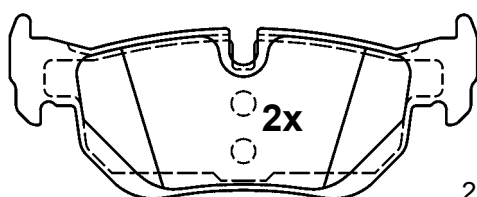
24367 19,1



1x
140,7 x 53,9 x 19,1

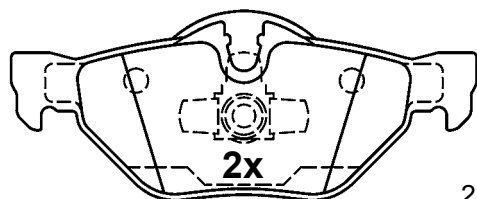
19,1

13.0460-7217.2 607217



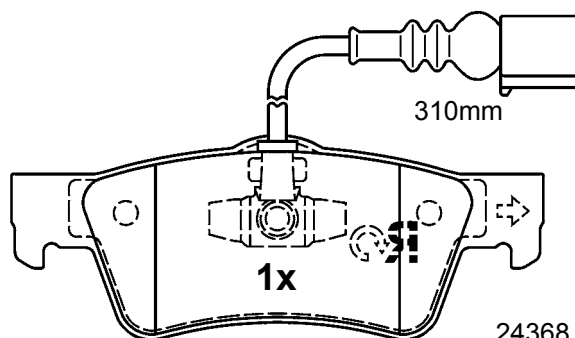
2x
123,0 x 48,1 x 17,3

23927 17,3



2x
123,0 x 49,7 x 17,3

23926 17,3



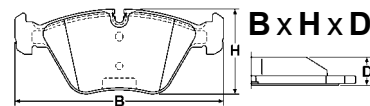
1x
140,7 x 53,9 x 19,1

24368 19,1

Abbildungen Scheibenbremsbeläge

Illustrations disc brake pads - Illustrazioni pastiglie freno -

Illustrations plaquettes de frein - Ilustraciones pastillas de freno



Maßstab - scale - scala - échelle - escala 1:2

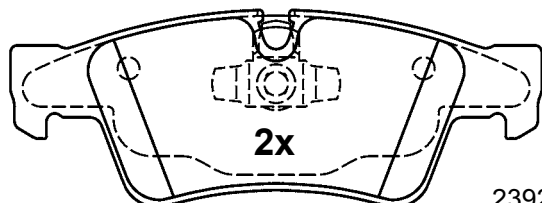
13.0460-7219.2 607219



MERCEDES BENZ



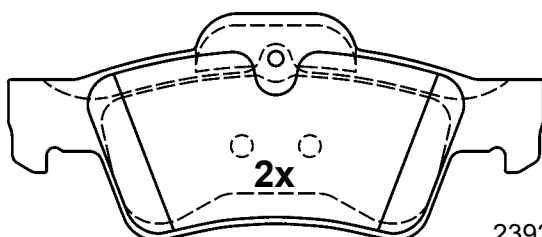
ATE



2x

23923 17,6

140,1 x 51,6 x 17,6



2x

23924 17,6

141,3 x 59,6 x 17,6

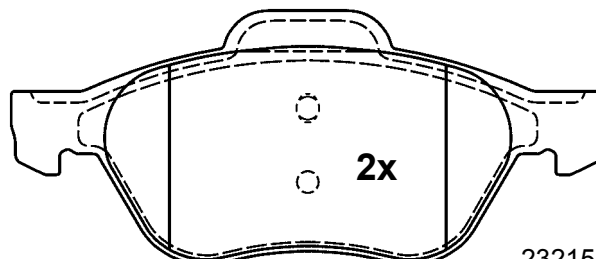
13.0460-7221.2 607221



RENAULT



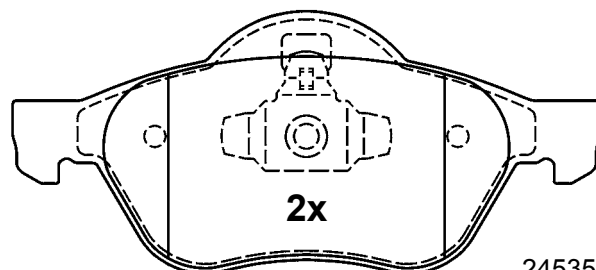
ATE



2x

23215 18,3

156,3 x 66,8 x 18,3



2x

24535 18,3

155,1 x 68,9 x 18,3

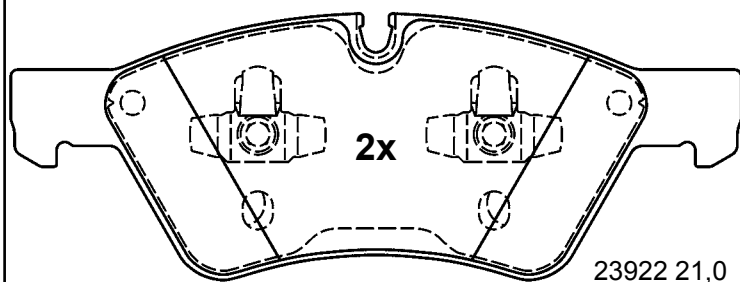
13.0460-7220.2 607220



MERCEDES BENZ



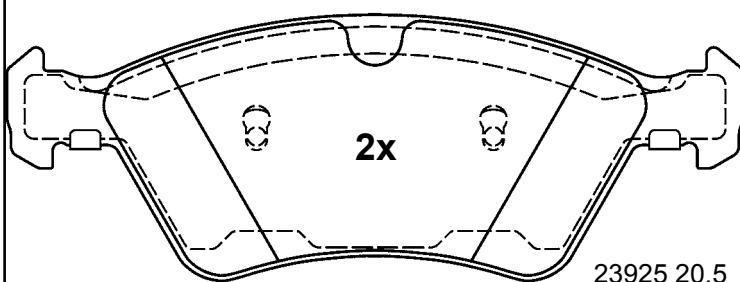
ATE



2x

23922 21,0

192,9 x 69,9 x 21,0



2x

23925 20,5

194,3 x 70,0 x 20,5

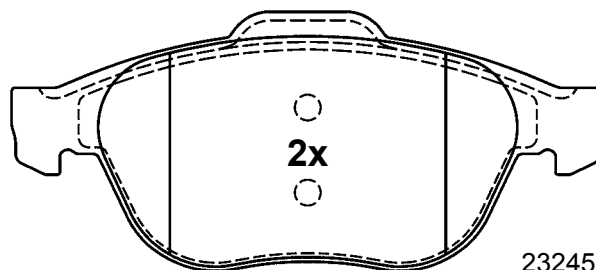
13.0460-7222.2 607222



RENAULT



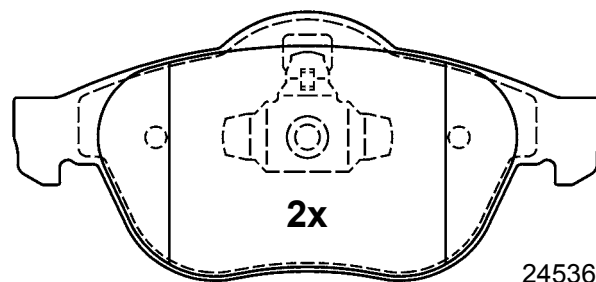
ATE



2x

23245 18,3

156,3 x 68,3 x 18,3



2x

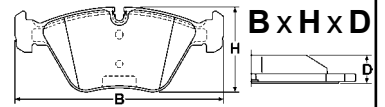
24536 18,3

155,1 x 70,8 x 18,3

Abbildungen Scheibenbremsbeläge

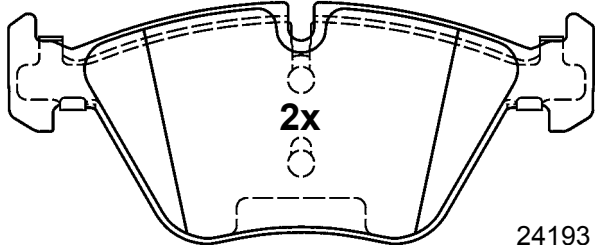
Illustrations disc brake pads - Illustrazioni pastiglie freno -

Illustrations plaquettes de frein - Ilustraciones pastillas de freno



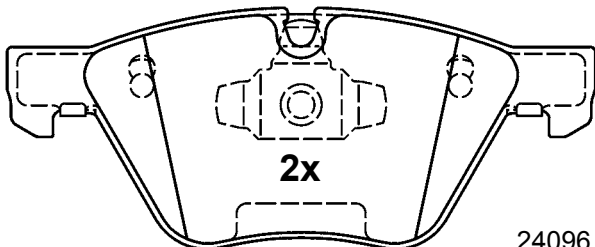
Maßstab - scale - scala - échelle - escala 1:2

13.0460-7223.2 607223



154,6 x 63,5 x 20,3

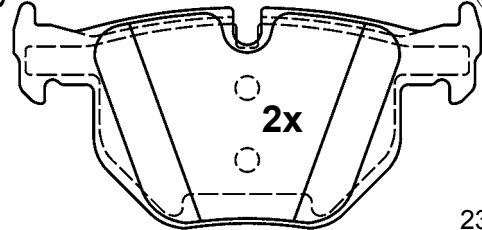
24193 20,3



155,1 x 63,5 x 20,3

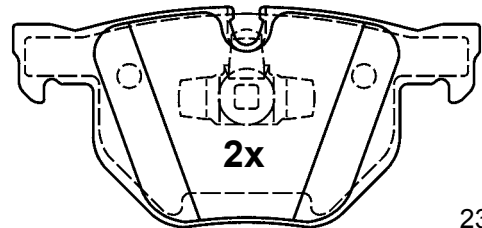
24096 20,3

13.0460-7225.2 607225



123,0 x 59,2 x 17,3

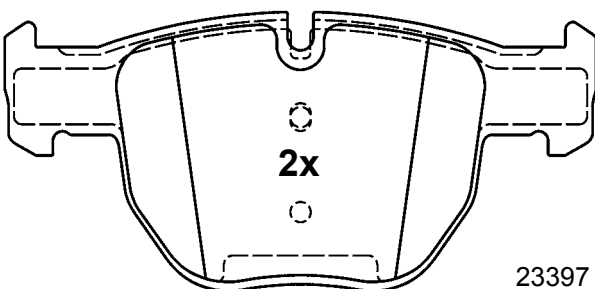
23551 17,3



123,0 x 58,0 x 17,3

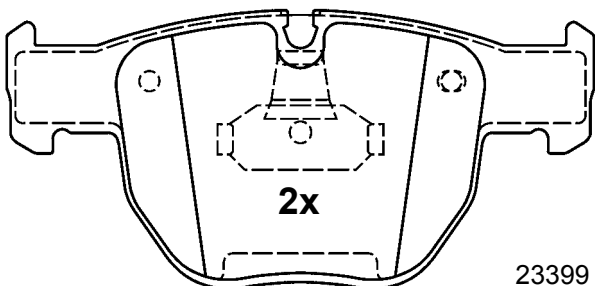
23550 17,3

13.0460-7224.2 607224



156,3 x 73,2 x 18,7

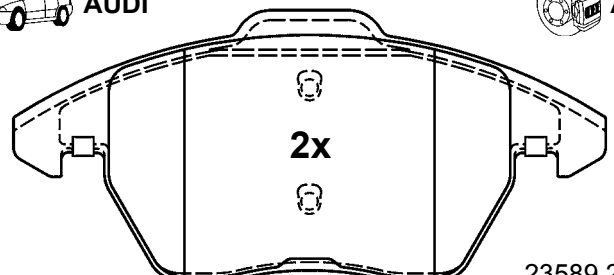
23397 18,7



155,0 x 73,2 x 18,7

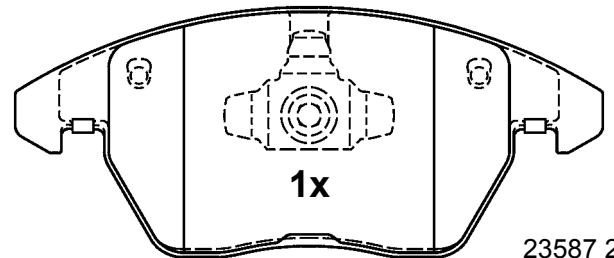
23399 18,7

13.0460-7226.2 607226



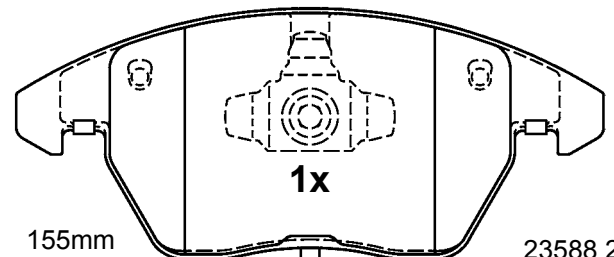
155,1 x 71,3 x 20,4

23589 20,4



155,1 x 66,0 x 20,8

23587 20,8



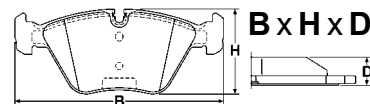
155,1 x 66,0 x 20,8

23588 20,8

Abbildungen Scheibenbremsbeläge

Illustrations disc brake pads - Illustrazioni pastiglie freno -

Illustrations plaquettes de frein - Ilustraciones pastillas de freno



Maßstab - scale - scala - échelle - escala 1:2

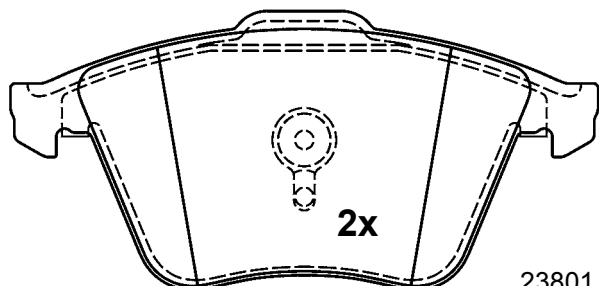
13.0460-7227.2 607227



AUDI, SEAT, VOLKSWAGEN



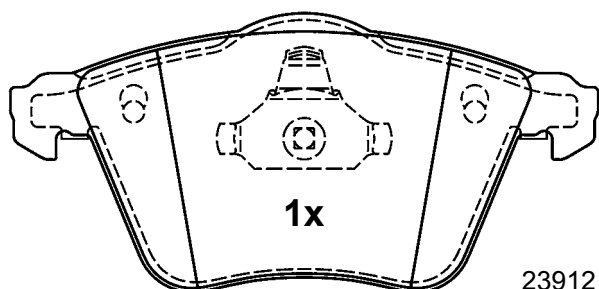
ATE



2x

23801 20,3

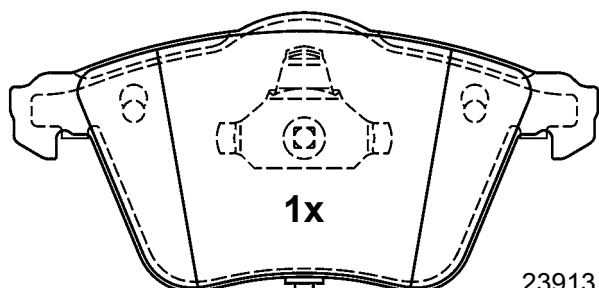
156,3 x 72,9 x 20,3



1x

23912 20,3

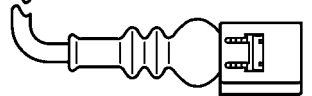
155,1 x 72,9 x 20,3



1x

23913 20,3

155,1 x 72,9 x 20,3



175mm

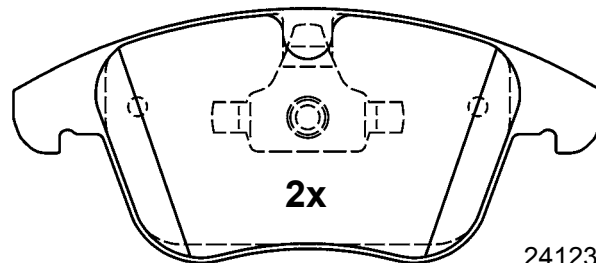
13.0460-7228.2 607228



FORD, LAND ROVER, VOLVO



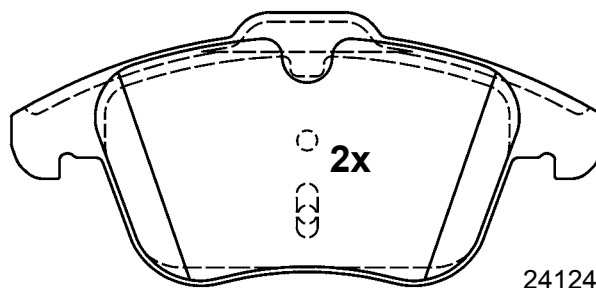
ATE



2x

24123 20,3

155,1 x 66,6 x 20,3



2x

24124 19,3

156,3 x 72,0 x 19,3

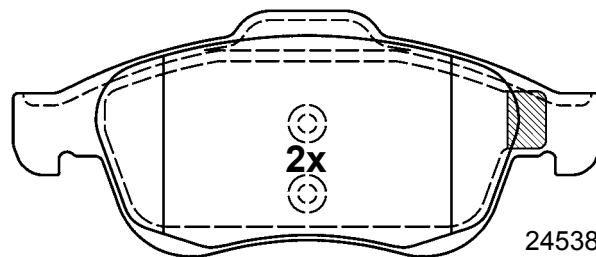
13.0460-7229.2 607229



CITROEN, PEUGEOT



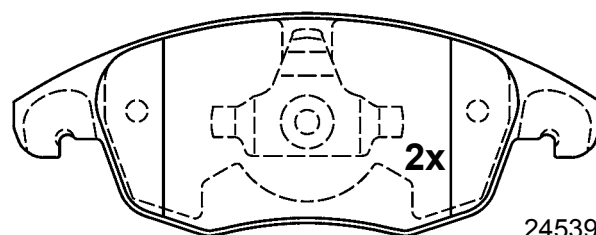
ATE



2x

24538 18,5

155,1 x 64,7 x 18,5



2x

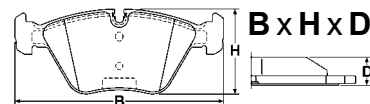
24539 18,5

155,1 x 58,3 x 18,5

Abbildungen Scheibenbremsbeläge

Illustrations disc brake pads - Illustrazioni pastiglie freno -

Illustrations plaquettes de frein - Ilustraciones pastillas de freno



Maßstab - scale - scala - échelle - escala 1:2

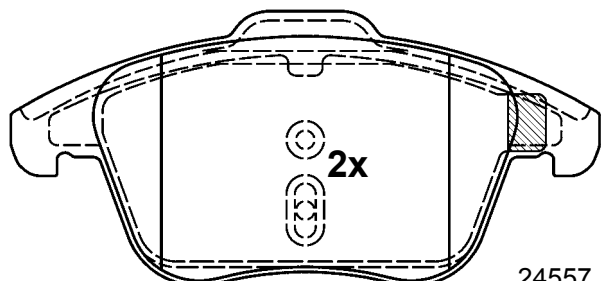
13.0460-7230.2 607230



CITROEN, PEUGEOT

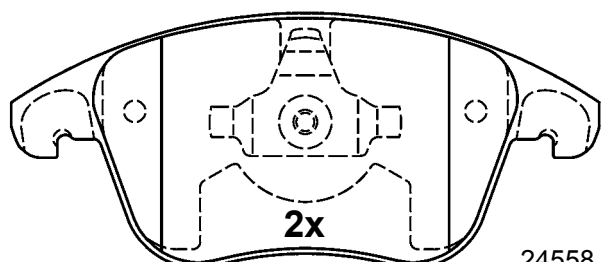


ATE



155,1 x 72,0 x 19,4

24557 19,4



155,1 x 66,6 x 18,7

24558 18,7

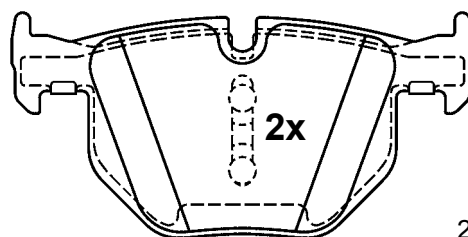
13.0460-7232.2 607232



BMW

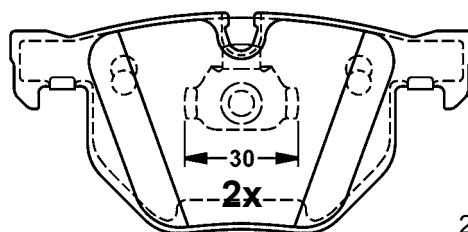


ATE



21282 17,3

121,8 x 59,2 x 17,3



23447 17,3

121,8 x 57,8 x 17,3

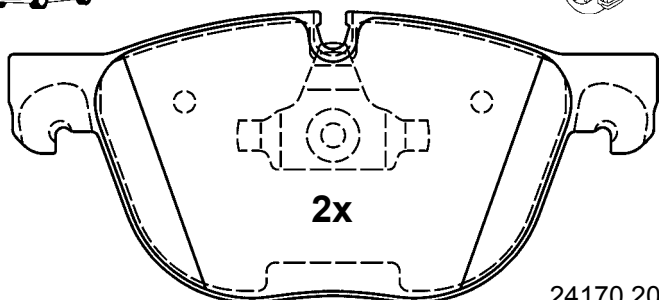
13.0460-7231.2 607231



BMW

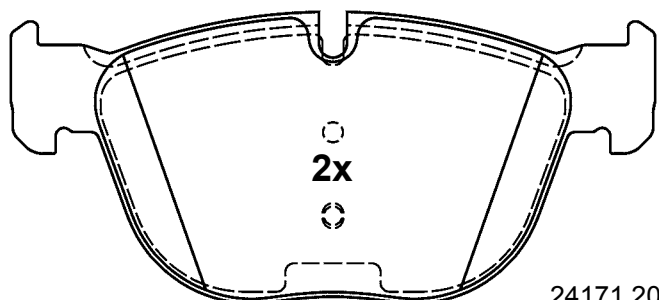


ATE



171,1 x 76,8 x 20,2

24170 20,2



170,2 x 76,8 x 20,9

24171 20,9

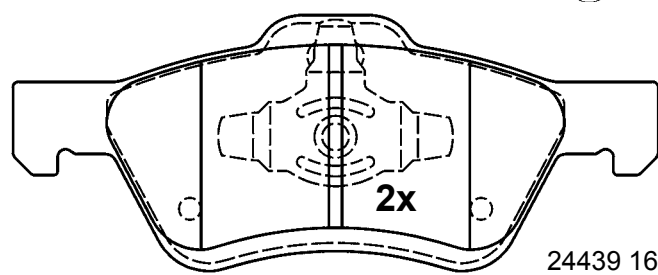
13.0460-7234.2 607234



FORD, MAZDA

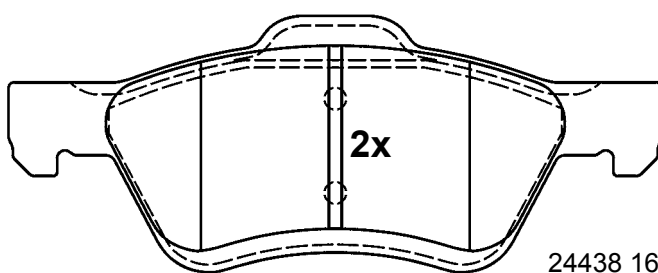


ATE



24439 16,1

170,4 x 67,3 x 16,1



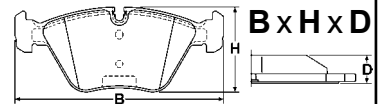
24438 16,1

172,4 x 67,3 x 16,1

Abbildungen Scheibenbremsbeläge

Illustrations disc brake pads - Illustrazioni pastiglie freno -

Illustrations plaquettes de frein - Ilustraciones pastillas de freno



Maßstab - scale - scala - échelle - escala 1:2

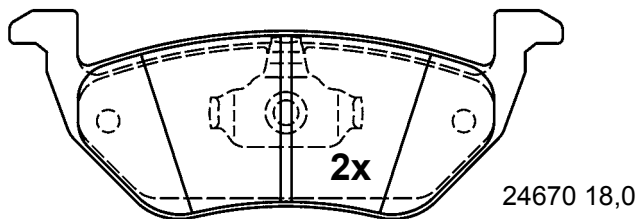
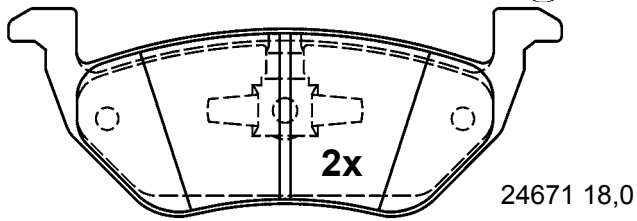
13.0460-7235.2 607235



FORD, MAZDA



ATE



146,0 x 54,0 x 18,0

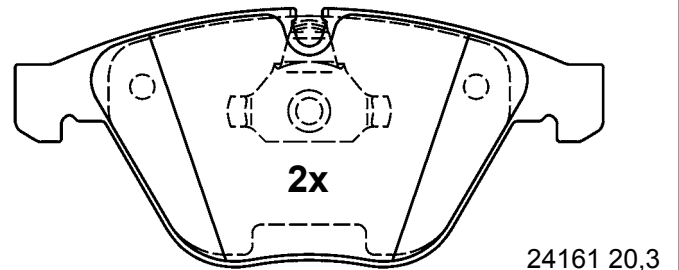
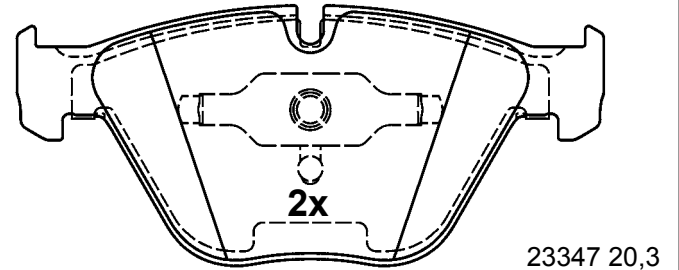
13.0460-7237.2 607237



BMW



ATE



155,1 x 68,3 x 20,3

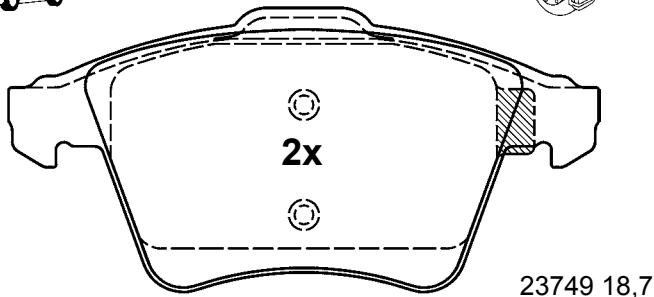
13.0460-7236.2 607236



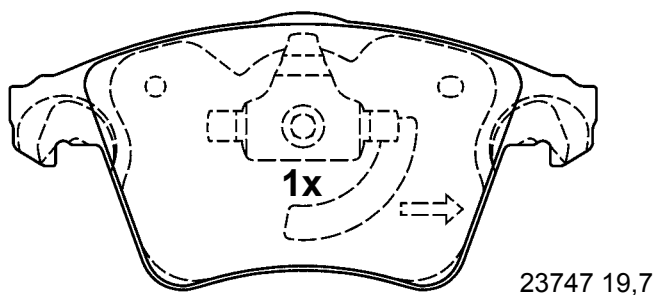
VOLKSWAGEN



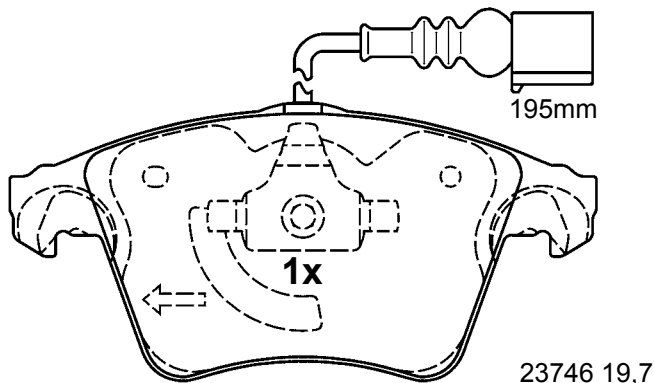
ATE



156,2 x 74,8 x 18,7



155,0 x 73,3 x 19,7



155,01 x 73,3 x 19,7

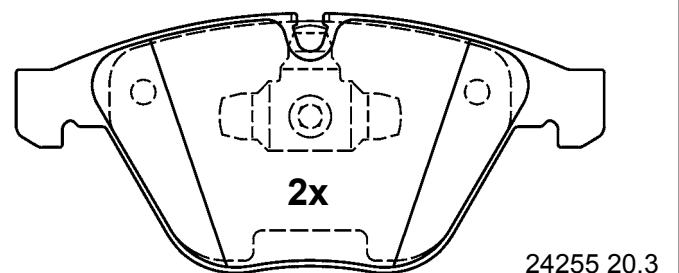
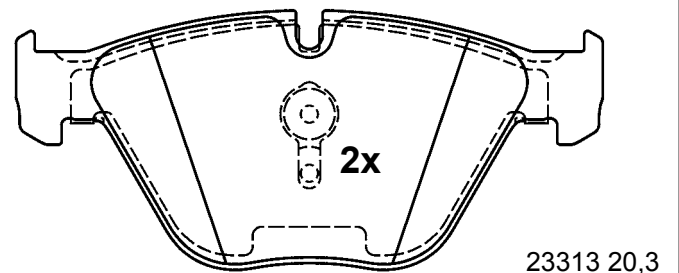
13.0460-7238.2 607238



BMW



ATE

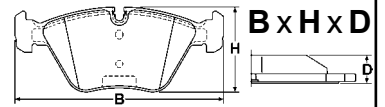


155,1 x 68,3 x 20,3

Abbildungen Scheibenbremsbeläge

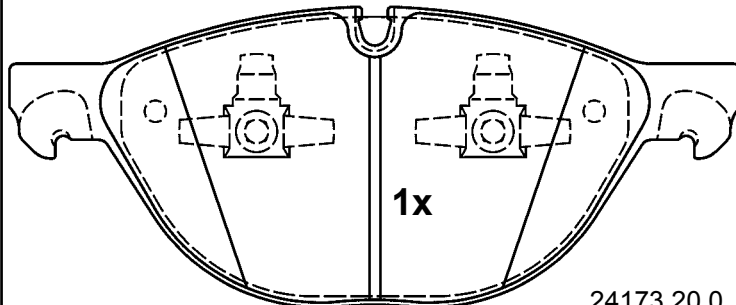
Illustrations disc brake pads - Illustrazioni pastiglie freno -

Illustrations plaquettes de frein - Ilustraciones pastillas de freno



Maßstab - scale - scala - échelle - escala 1:2

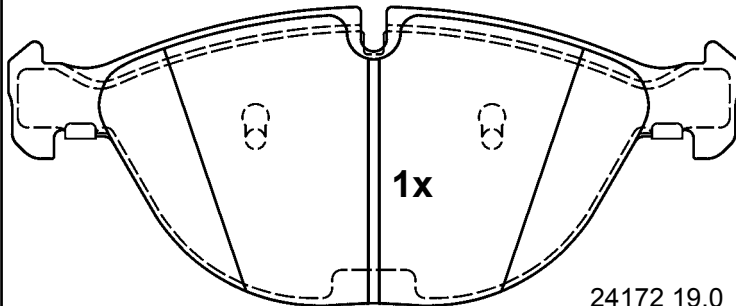
13.0460-7239.2 607239



1x

193,0 x 79,0 x 20,0

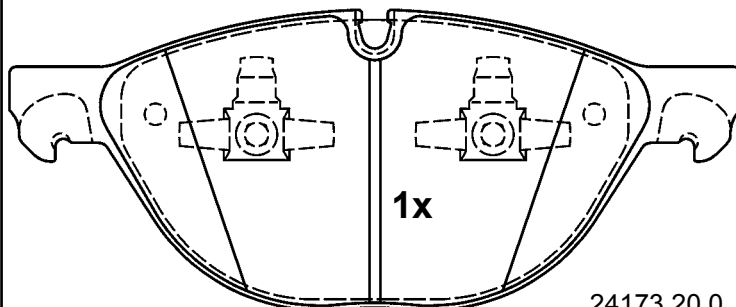
24173 20,0



1x

193,0 x 79,0 x 19,0

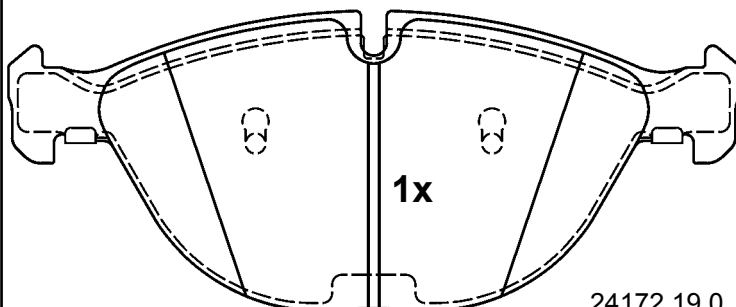
24172 19,0



1x

193,0 x 79,0 x 20,0

24173 20,0



1x

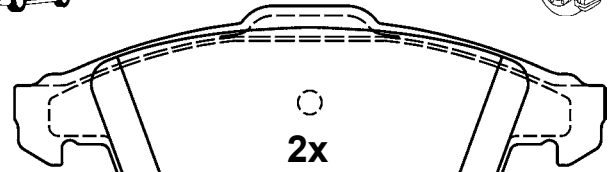
193,0 x 79,0 x 19,0

24172 19,0

13.0460-7240.2 607240



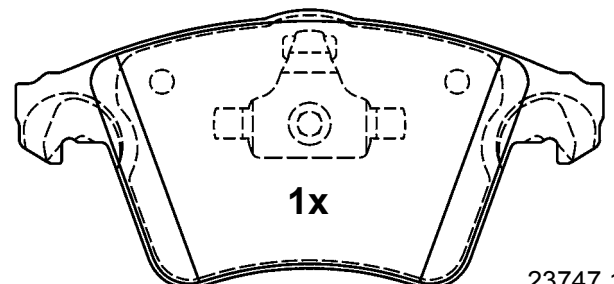
VOLKSWAGEN



2x

156,2 x 74,8 x 17,6

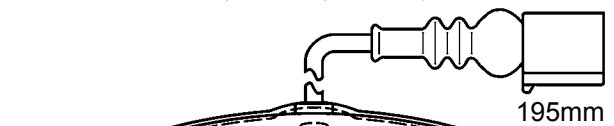
23749 17,6



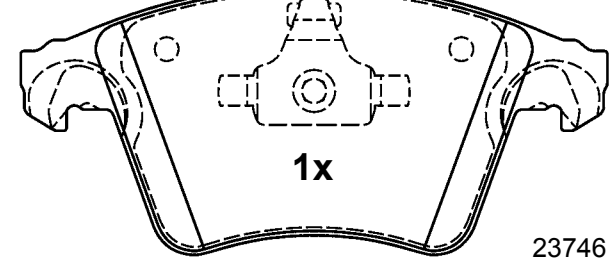
1x

155,0 x 73,3 x 18,1

23747 18,1



195mm



1x

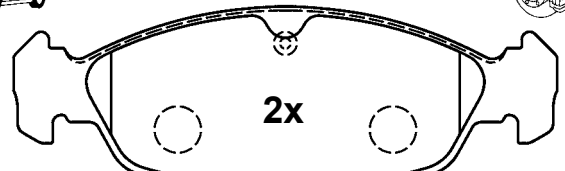
155,0 x 73,3 x 18,1

23746 18,1

13.0460-7241.2 607241



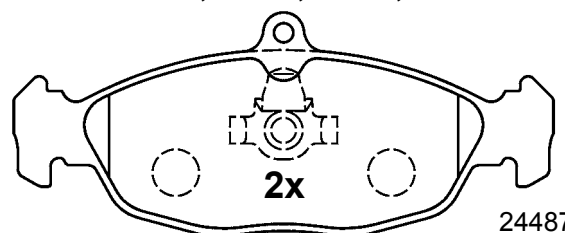
JAGUAR



2x

141,3 x 48,3 x 16,5

20547 16,5



2x

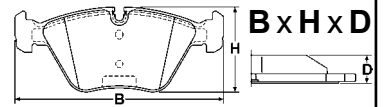
140,1 x 58,3 x 16,5

24487 16,5

Abbildungen Scheibenbremsbeläge

Illustrations disc brake pads - Illustrazioni pastiglie freno -

Illustrations plaquettes de frein - Ilustraciones pastillas de freno



Maßstab - scale - scala - échelle - escala 1:2

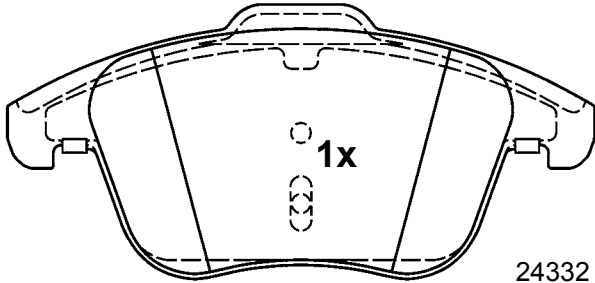
13.0460-7242.2 607242



AUDI, SEAT, VOLKSWAGEN



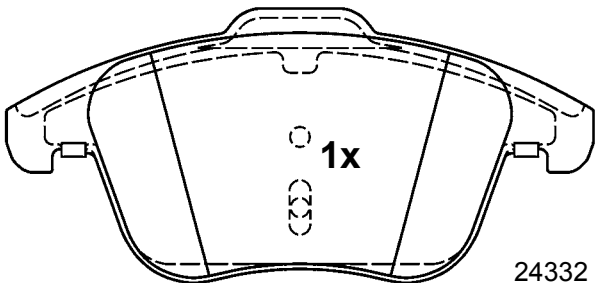
ATE



1x

24332 19,8

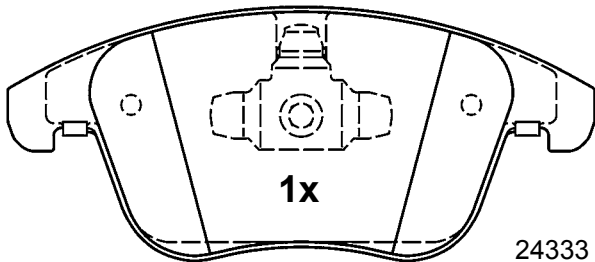
155,1 x 72,0 x 19,8



1x

24332 19,8

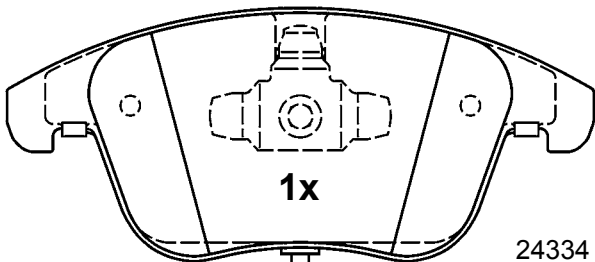
155,1 x 72,0 x 19,8



1x

24333 21,3

155,1 x 67,0 x 21,3



1x

24334 21,3

~155mm

155,1 x 67,0 x 21,3

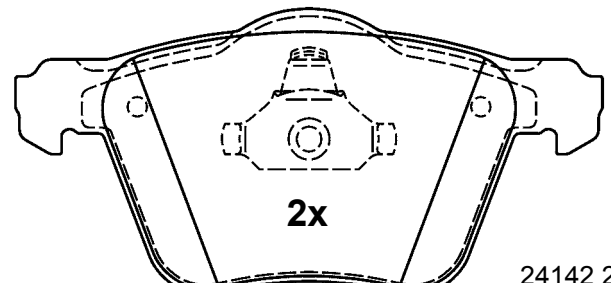
13.0460-7243.2 607243



FORD, VOLVO



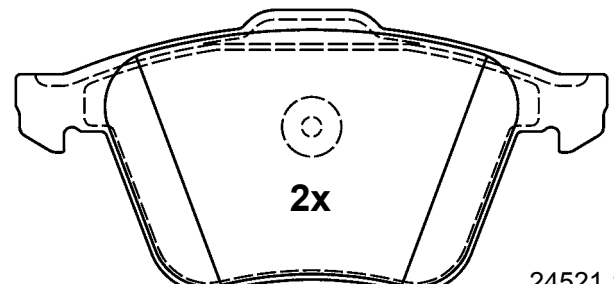
ATE



2x

24142 20,6

155,1 x 75,3 x 20,6



2x

24521 19,1

156,4 x 74,3 x 19,1

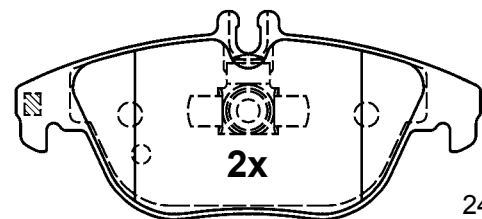
13.0460-7244.2 607244



MERCEDES BENZ



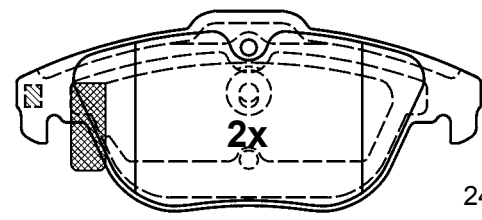
ATE



2x

24253 17,8

122,5 x 54,4 x 17,8



2x

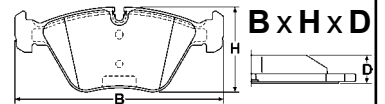
24254 18,0

122,5 x 52,3 x 18,0

Abbildungen Scheibenbremsbeläge

Illustrations disc brake pads - Illustrazioni pastiglie freno -

Illustrations plaquettes de frein - Ilustraciones pastillas de freno



Maßstab - scale - scala - échelle - escala 1:2

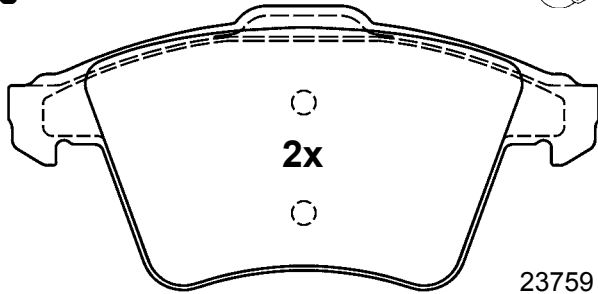
13.0460-7245.2 607245



VOLKSWAGEN



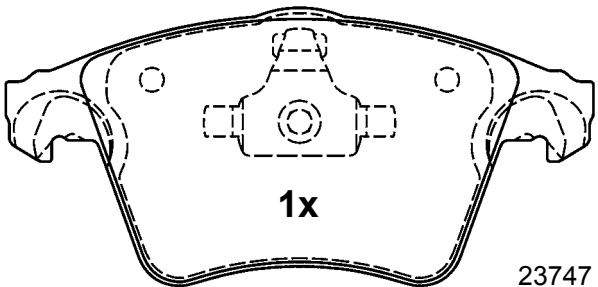
ATE



2x

156,2 x 74,8 x 19,1

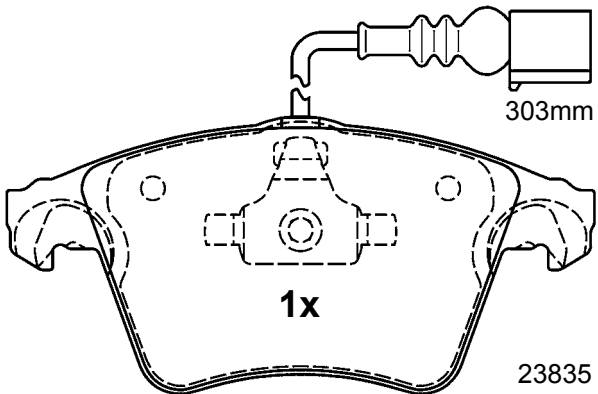
23759 19,1



1x

155,0 x 73,3 x 19,6

23747 19,6



303mm

1x

155,0 x 73,3 x 19,6

23835 19,6

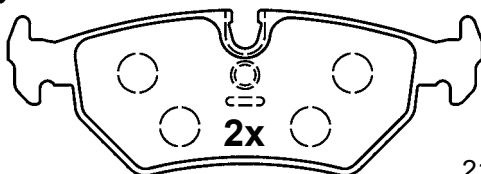
13.0460-7246.2 607246



JAGUAR

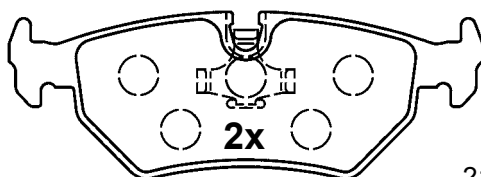


ATE



2x

21275 17,0



2x

21276 17,0

123,0 x 43,0 x 17,0

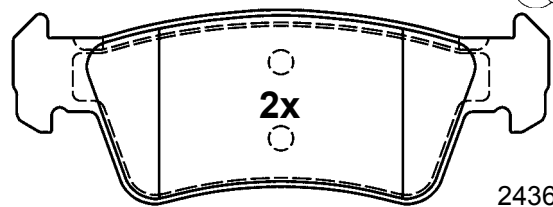
13.0460-7247.2 607247



VOLKSWAGEN



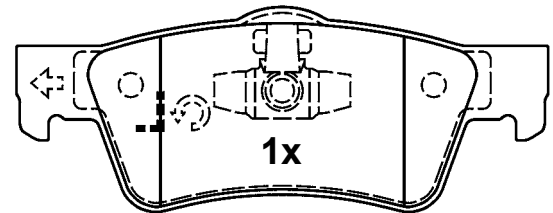
ATE



2x

141,3 x 50,9 x 19,2

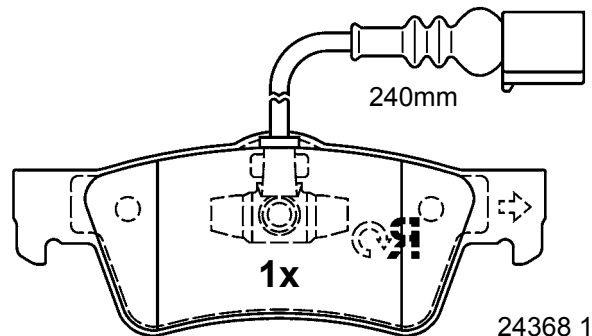
24367 19,2



1x

140,7 x 53,9 x 19,2

19,2



240mm

1x

140,7 x 53,9 x 19,2

24368 19,2

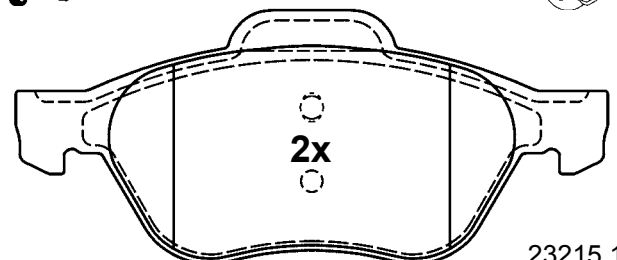
13.0460-7248.2 607248



RENAULT



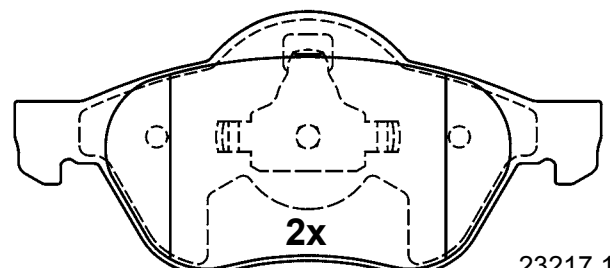
ATE



2x

156,3 x 67,0 x 17,5

23215 17,5



2x

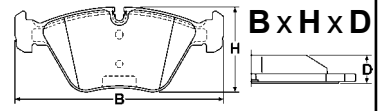
155,2 x 69,0 x 17,5

23217 17,5

Abbildungen Scheibenbremsbeläge

Illustrations disc brake pads - Illustrazioni pastiglie freno -

Illustrations plaquettes de frein - Ilustraciones pastillas de freno



Maßstab - scale - scala - échelle - escala 1:2

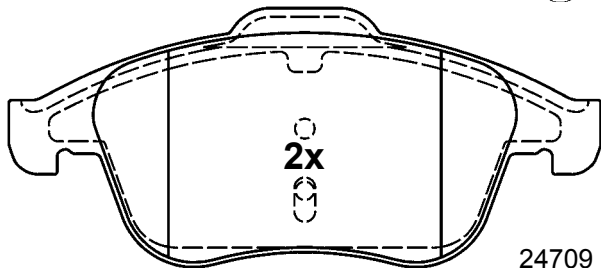
13.0460-7249.2 607249



RENAULT



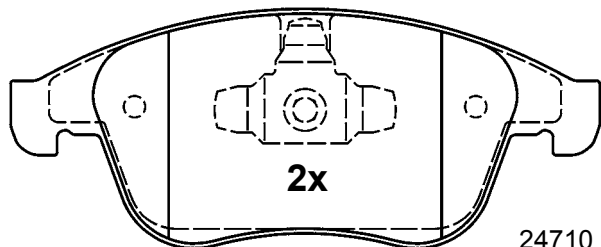
ATE



2x

24709 18,6

156,3 x 68,3 x 18,6



2x

24710 18,6

155,1 x 63,0 x 18,6

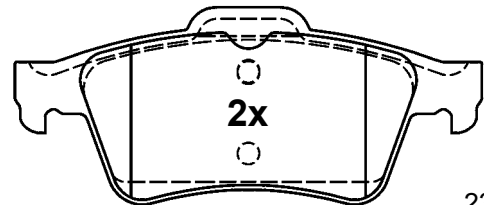
13.0460-7251.2 607251



RENAULT

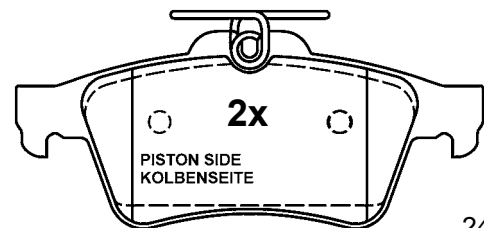


ATE



2x

23482 15,8



2x

PISTON SIDE
KOLBENSEITE

24137 15,8

123,0 x 52,0 x 15,8

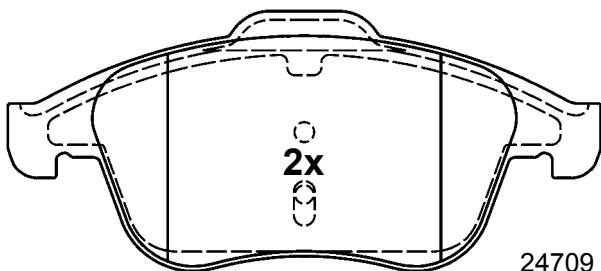
13.0460-7250.2 607250



RENAULT



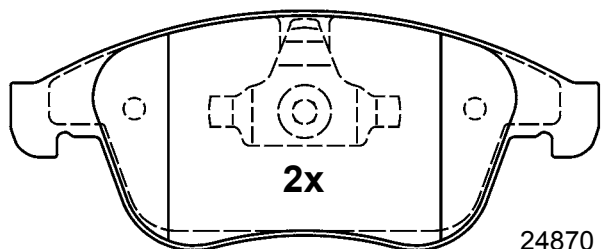
ATE



2x

24709 17,5

156,3 x 68,3 x 17,5



2x

24870 17,5

155,2 x 63,0 x 17,5

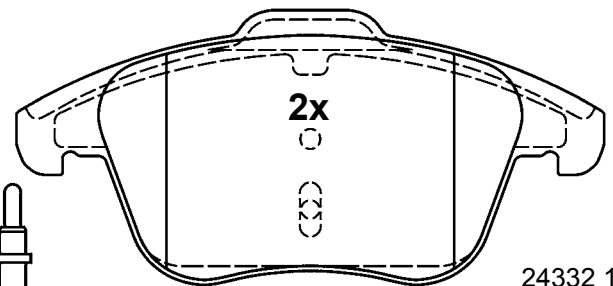
13.0460-7252.2 607252



CITROEN, PEUGEOT



ATE



2x

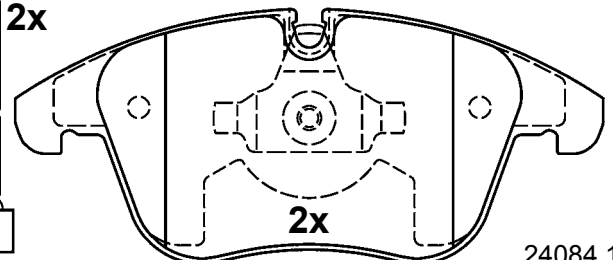
24332 18,3

155,1 x 72,0 x 18,3



2x

310mm



2x

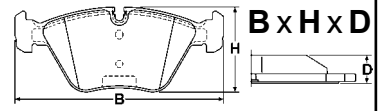
24084 19,3

155,2 x 66,5 x 19,3

Abbildungen Scheibenbremsbeläge

Illustrations disc brake pads - Illustrazioni pastiglie freno -

Illustrations plaquettes de frein - Ilustraciones pastillas de freno



Maßstab - scale - scala - échelle - escala 1:2

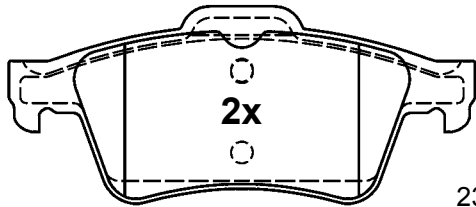
13.0460-7253.2 607253



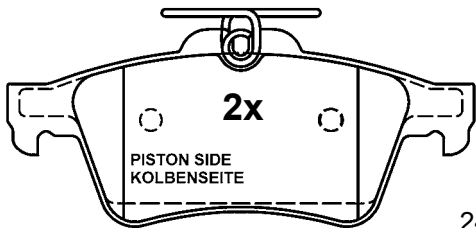
CITROEN



ATE



23482 15,8



24137 15,8

123,0 x 52,0 x 5,8

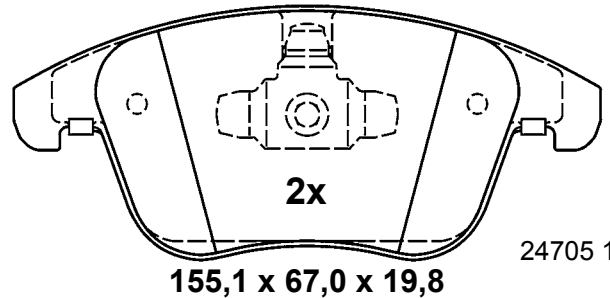
13.0460-7256.2 607256



AUDI

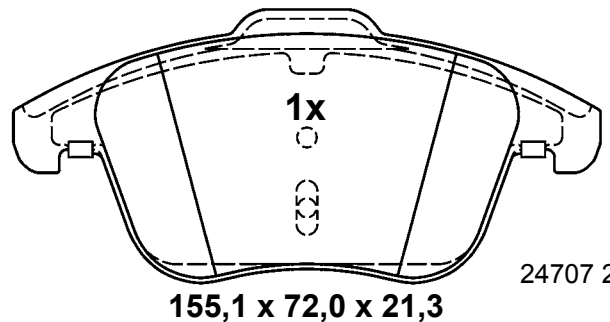


ATE



24705 19,8

155,1 x 67,0 x 19,8



24707 21,3

155,1 x 72,0 x 21,3

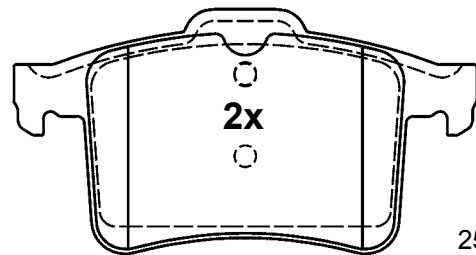
13.0460-7255.2 607255



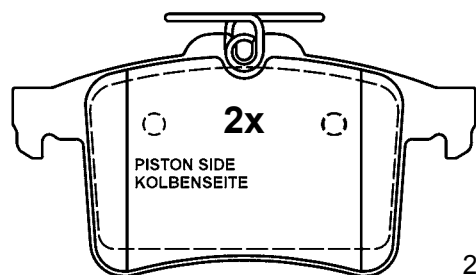
JAGUAR



ATE

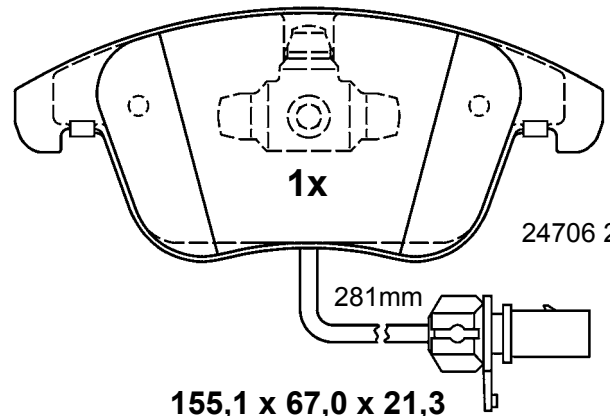


25114 15,8



25115 15,8

122,0 x 64,1 x 15,8



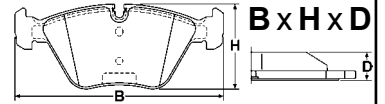
24706 21,3

155,1 x 67,0 x 21,3

Abbildungen Scheibenbremsbeläge

Illustrations disc brake pads - Illustrazioni pastiglie freno -

Illustrations plaquettes de frein - Ilustraciones pastillas de freno



Maßstab - scale - scala - échelle - escala 1:2

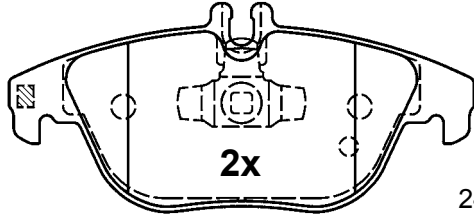
13.0460-7257.2 607257



MERCEDES BENZ



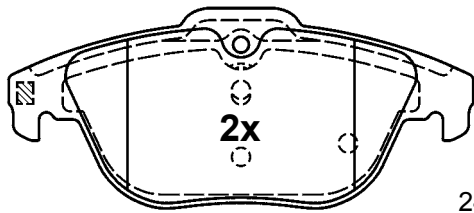
ATE



2x

24253 18,0

122,5 x 54,4 x 18,0



2x

24254 18,0

122,5 x 52,3 x 18,0

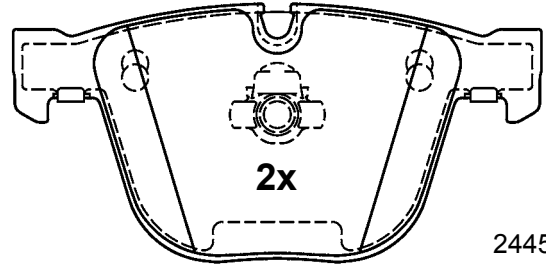
13.0460-7260.2 607260



BMW

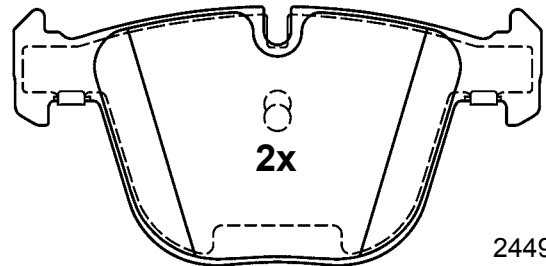


ATE



2x

24458 17,3



2x

24495 17,3

139,5 x 67,8 x 17,3

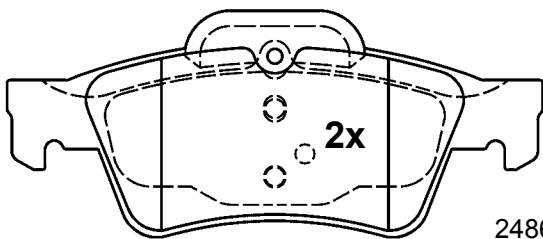
13.0460-7259.2 607259



MERCEDES BENZ



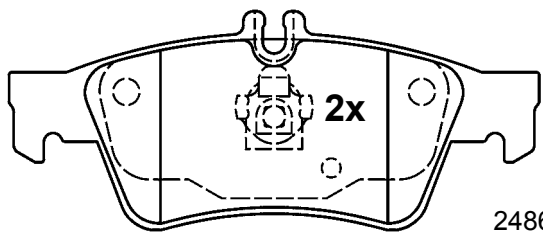
ATE



2x

24862 16,7

141,1 x 59,6 x 16,7



2x

24863 16,7

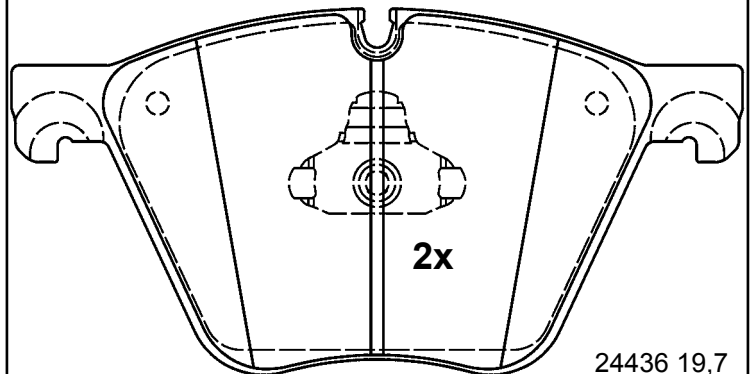
139,8 x 57,5 x 16,7



BMW



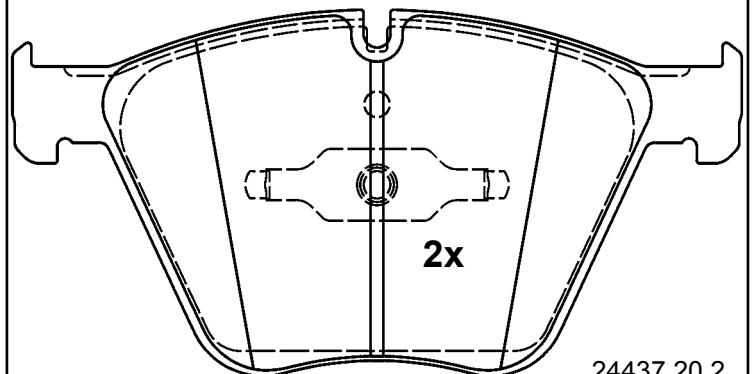
ATE



2x

24436 19,7

192,8 x 96,5 x 19,7



2x

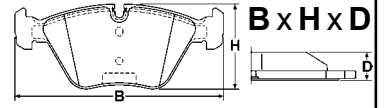
24437 20,2

192,2 x 96,5 x 20,2

Abbildungen Scheibenbremsbeläge

Illustrations disc brake pads - Illustrazioni pastiglie freno -

Illustrations plaquettes de frein - Ilustraciones pastillas de freno



Maßstab - scale - scala - échelle - escala 1:2

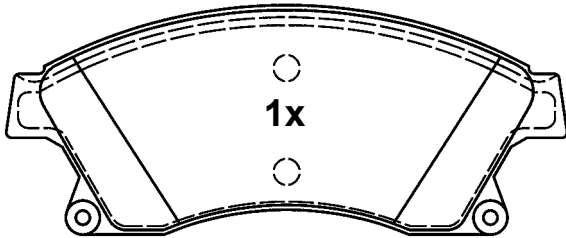
13.0460-7262.2 607262



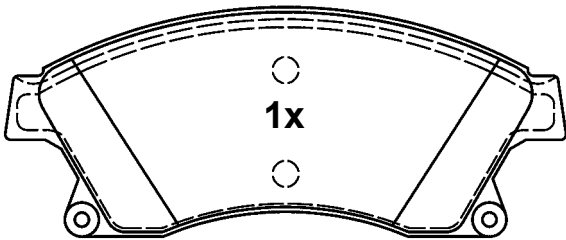
CHEVROLET, OPEL, VAUXHALL



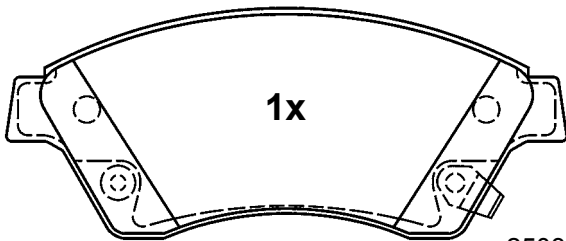
ATE



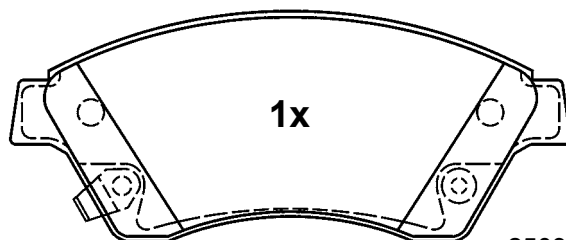
25031 19,1



25031 19,1

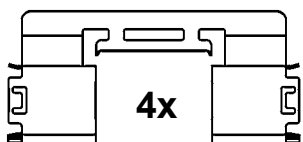


25032 19,1



25033 19,1

148,2 x 60,1 x 19,1



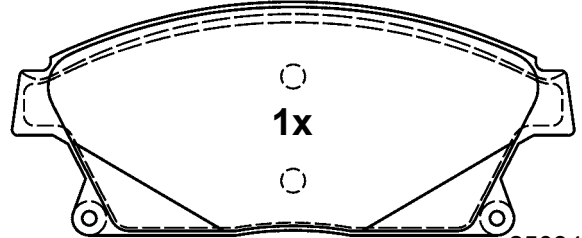
13.0460-7263.2 607263



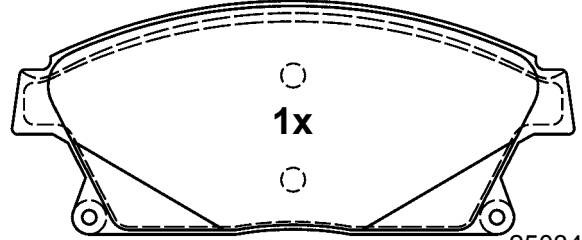
CHEVROLET, OPEL, VAUXHALL



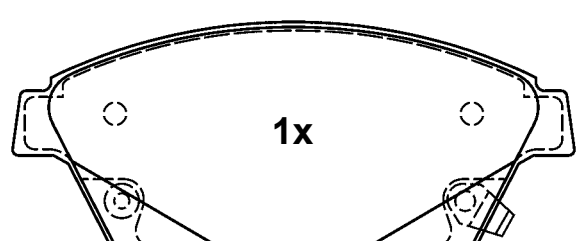
ATE



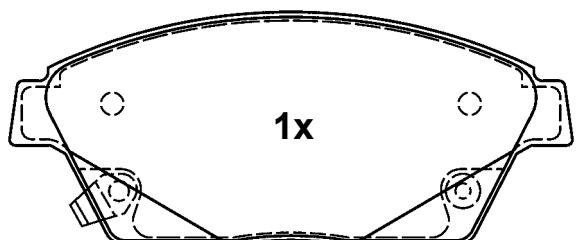
25034 19,1



25034 19,1

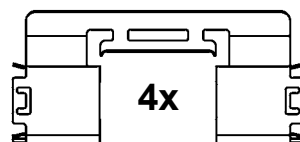


25035 19,1



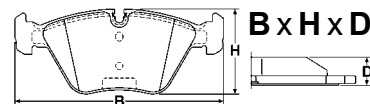
25036 19,1

148,2 x 61,1 x 19,1



Abbildungen Scheibenbremsbeläge

Illustrations disc brake pads - Illustrazioni pastiglie freno -
Illustrations plaquettes de frein - Ilustraciones pastillas de freno



Maßstab - scale - scala - échelle - escala 1:2

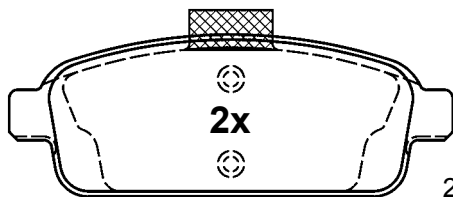
13.0460-7264.2 607264



CHEVROLET, OPEL, VAUXHALL

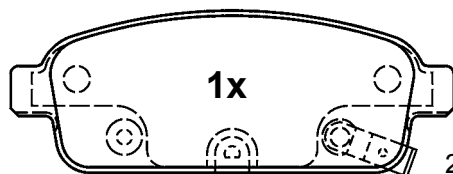


ATE



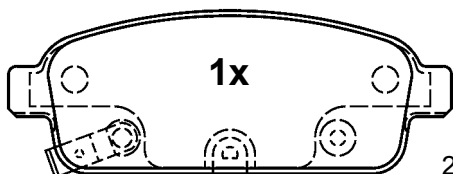
2x

25096 17,0



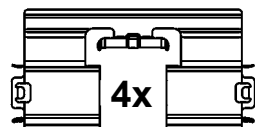
1x

25097 17,0



1x

25098 17,0



4x

116,5 x 42,7 x 17,0

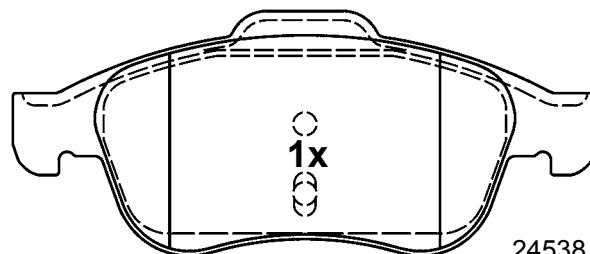
13.0460-7266.2 607266



DACIA, RENAULT



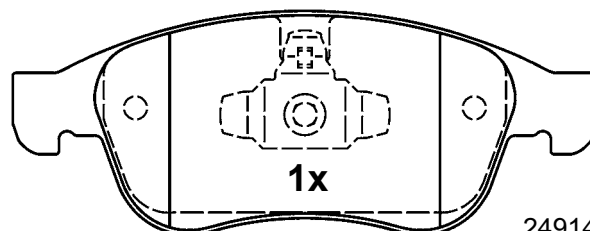
ATE



1x

24538 17,9

155,1 x 64,7 x 17,9



1x

24914 17,9

155,1 x 59,4 x 17,9

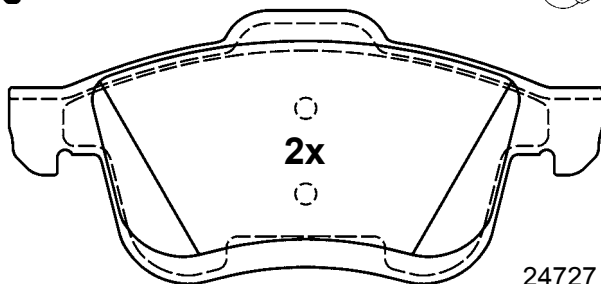
13.0460-7265.2 607265



FIAT, LANCIA



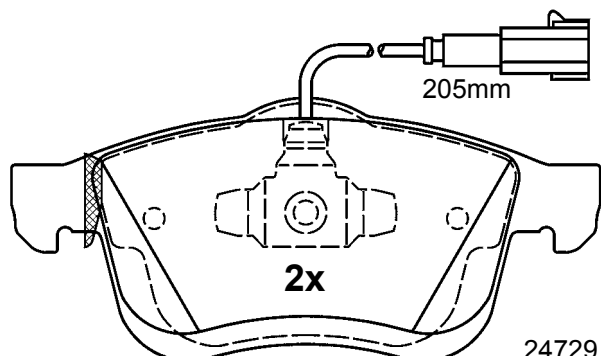
ATE



2x

24727 20,7

156,3 x 71,5 x 20,7

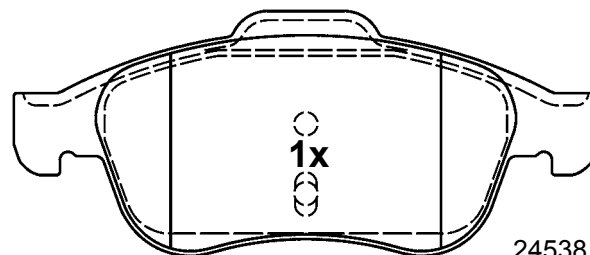


205mm

2x

24729 20,7

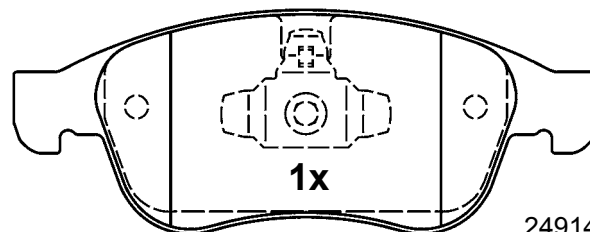
155,1 x 69,0 x 20,7



1x

24538 17,9

155,1 x 64,7 x 17,9



1x

24914 17,9

155,1 x 59,4 x 17,9

Abbildungen Scheibenbremsbeläge

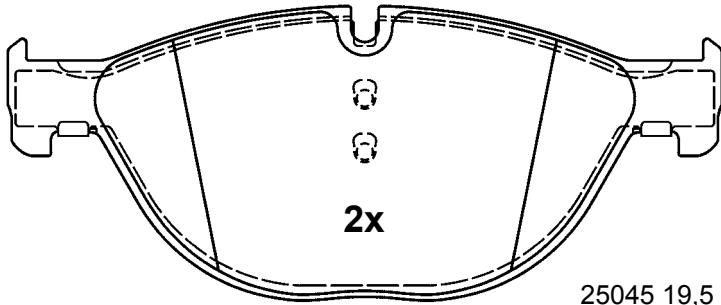
Illustrations disc brake pads - Illustrazioni pastiglie freno -

Illustrations plaquettes de frein - Ilustraciones pastillas de freno



Maßstab - scale - scala - échelle - escala 1:2

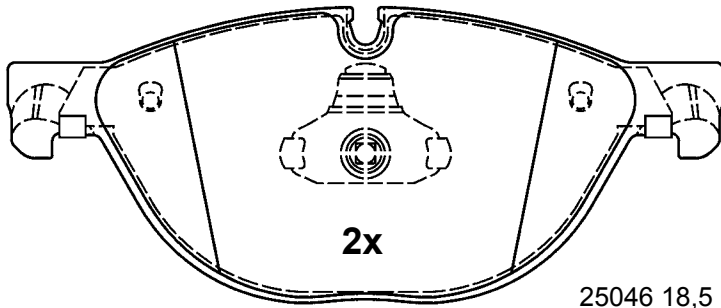
13.0460-7267.2 607267



2x

25045 19,5

192,2 x 79,1 x 19,5



2x

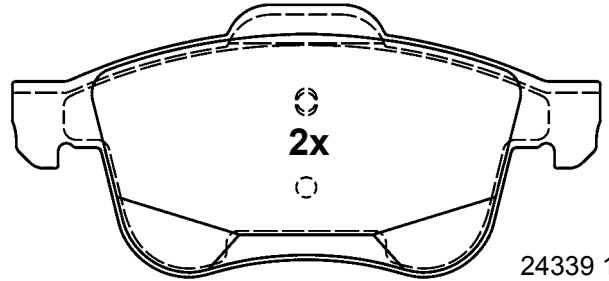
25046 18,5

193,0 x 78,8 x 18,5

13.0460-7269.2 607269



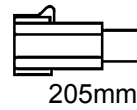
ALFA ROMEO



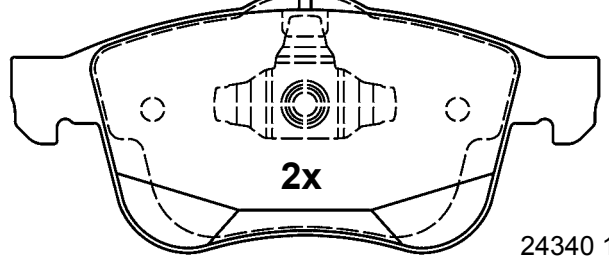
2x

24339 19,5

155,1 x 71,5 x 19,5



205mm

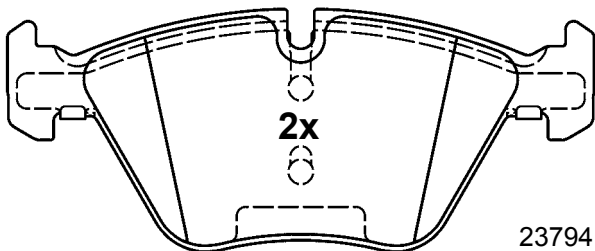


2x

24340 19,5

155,1 x 69,0 x 19,5

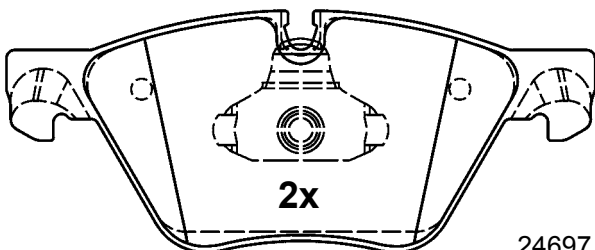
13.0460-7268.2 607268



2x

23794 20,3

154,6 x 63,5 x 20,3



2x

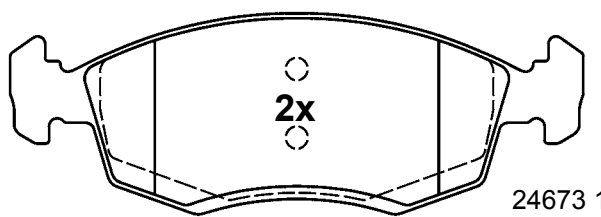
24697 19,3

155,1 x 63,5 x 19,3

13.0460-7270.2 607270



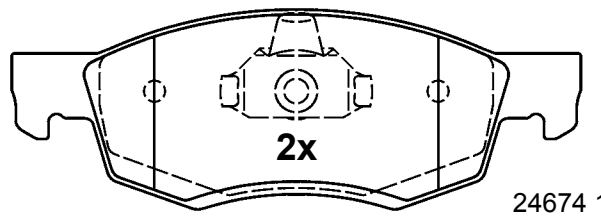
DACIA, RENAULT



2x

24673 17,5

151,3 x 52,5 x 17,5



2x

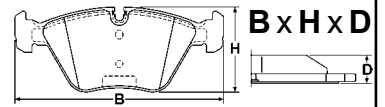
24674 17,5

150,1 x 52,5 x 17,5

Abbildungen Scheibenbremsbeläge

Illustrations disc brake pads - Illustrazioni pastiglie freno -

Illustrations plaquettes de frein - Ilustraciones pastillas de freno



Maßstab - scale - scala - échelle - escala 1:2

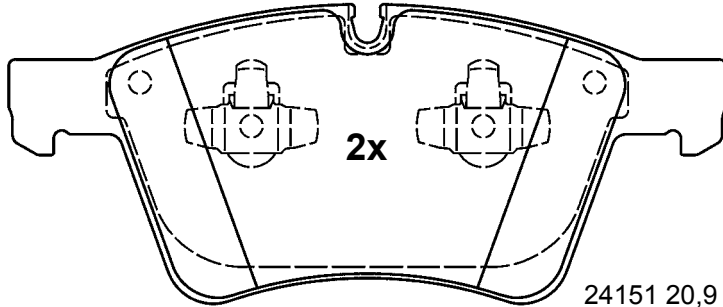
13.0460-7271.2 607271



MERCEDES BENZ



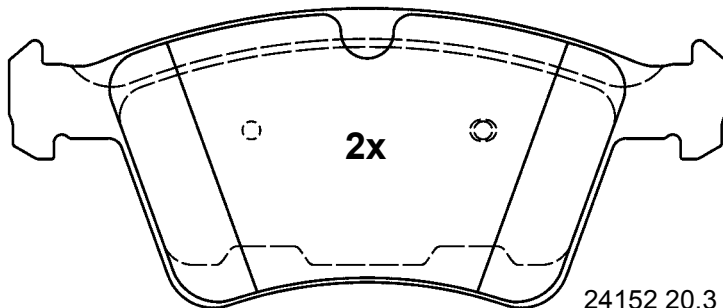
ATE



2x

24151 20,9

193,1 x 80,4 x 20,9



2x

24152 20,3

193,0 x 80,4 x 20,3

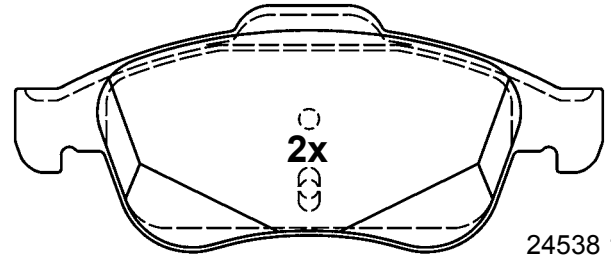
13.0460-7273.2 607273



ALFA ROMEO



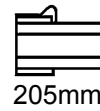
ATE



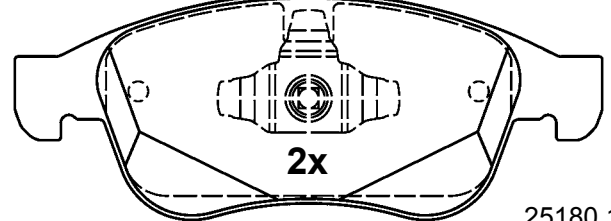
2x

24538 19,4

155,1 x 64,7 x 19,4



205mm



2x

25180 19,0

155,1 x 59,4 x 19,0

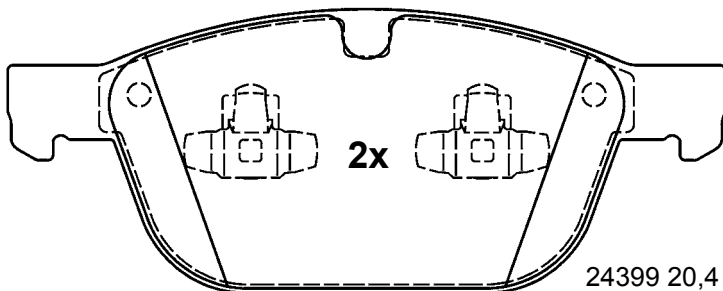
13.0460-7272.2 607272



VOLVO



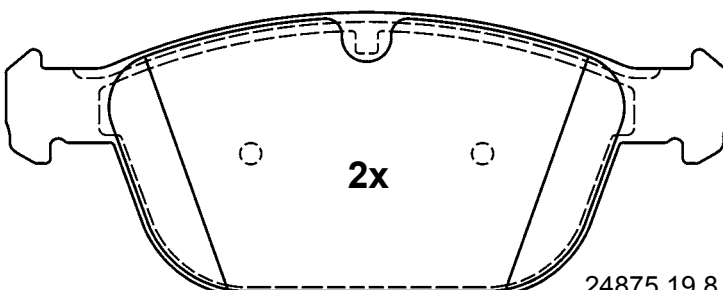
ATE



2x

24399 20,4

193,1 x 76,2 x 20,4



2x

24875 19,8

194,3 x 76,2 x 19,8

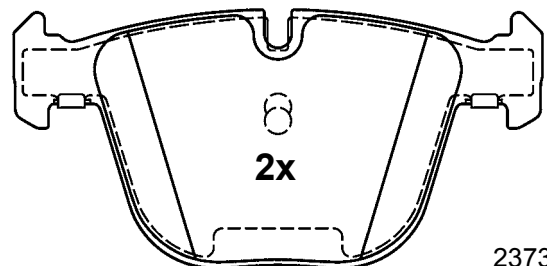
13.0460-7274.2 607274



BMW

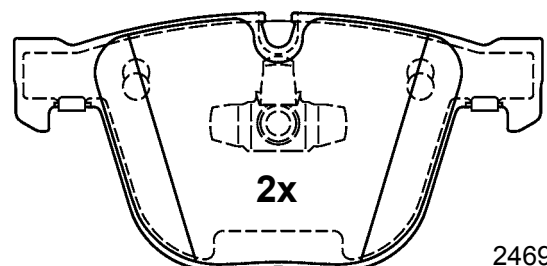


ATE



2x

23731 17,3



2x

24695 17,3

139,5 x 67,8 x 17,3

Abbildungen Scheibenbremsbeläge

Illustrations disc brake pads - Illustrazioni pastiglie freno -

Illustrations plaquettes de frein - Ilustraciones pastillas de freno



Maßstab - scale - scala - échelle - escala 1:2

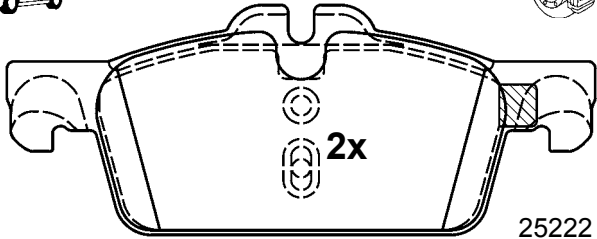
13.0460-7276.2 607276



PEUGEOT



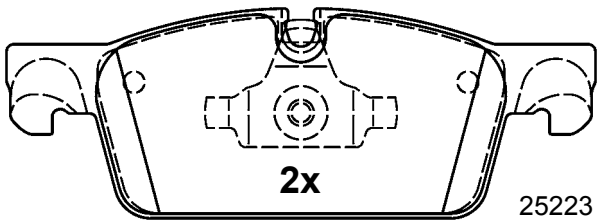
ATE



2x

25222 17,3

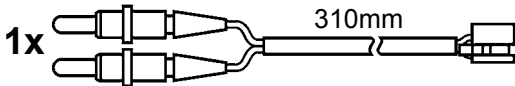
155,1 x 60,3 x 17,3



2x

25223 17,3

155,1 x 55,0 x 17,3



1x

310mm

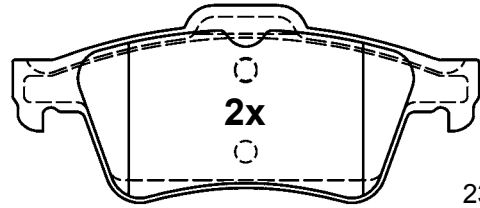
13.0460-7278.2 607278



PEUGEOT

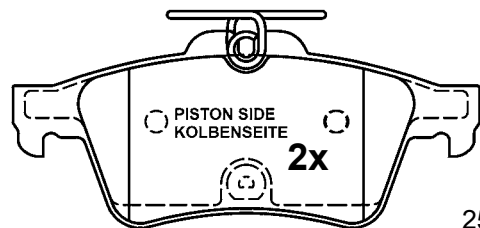


ATE



2x

23482 16,6



2x

25218 16,6

123,0 x 52,0 x 16,6

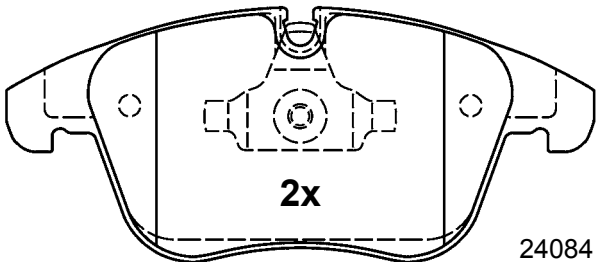
13.0460-7277.2 607277



PEUGEOT



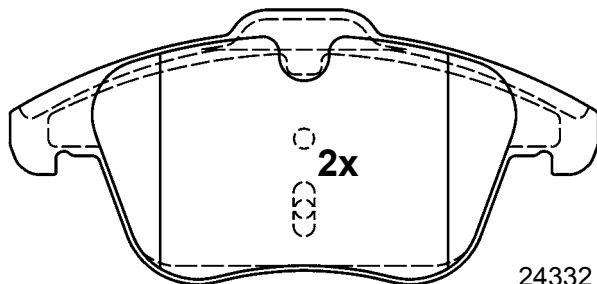
ATE



2x

24084 19,3

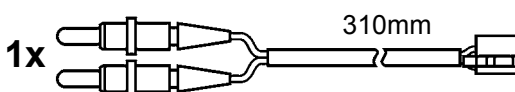
155,1 x 66,5 x 19,3



2x

24332 18,3

155,1 x 72,0 x 18,3



1x

310mm

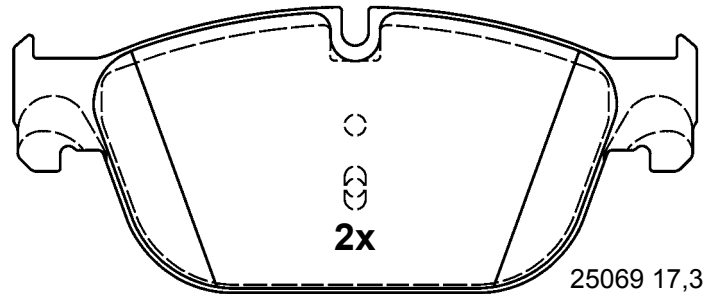
13.0460-7279.2 607279



CITROEN, PEUGEOT

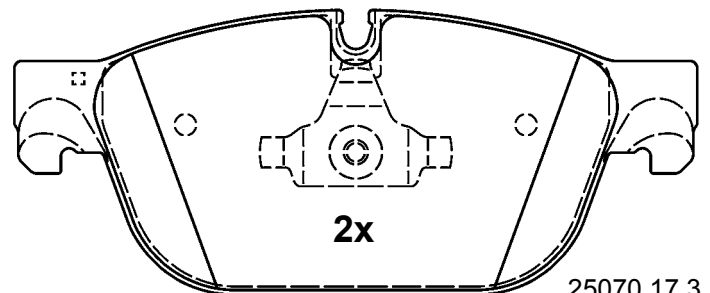


ATE



2x

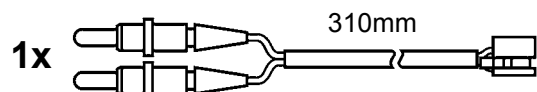
25069 17,3



2x

25070 17,3

180,1 x 74,9 x 17,3



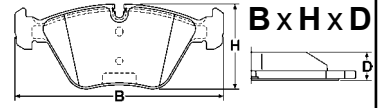
1x

310mm

Abbildungen Scheibenbremsbeläge

Illustrations disc brake pads - Illustrazioni pastiglie freno -

Illustrations plaquettes de frein - Ilustraciones pastillas de freno



Maßstab - scale - scala - échelle - escala 1:2

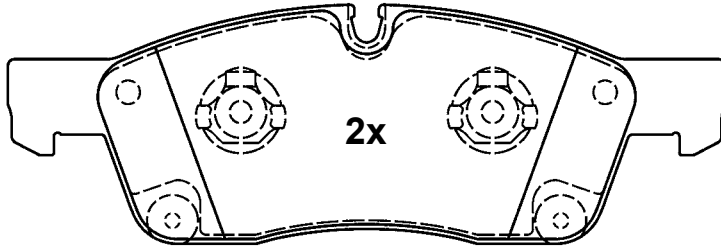
13.0460-7282.2 607282



CHRYSLER, JEEP,
MERCEDES BENZ

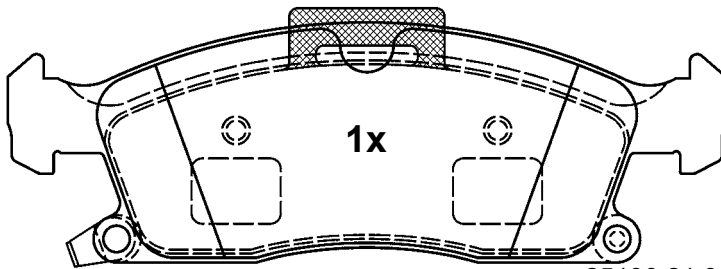


ATE



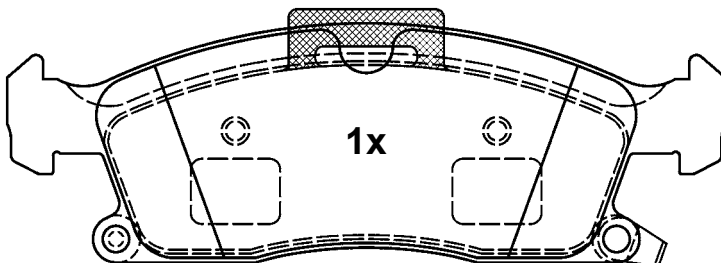
2x

25192 21,3



1x

25190 21,3



1x

25191 21,3

193,1 x 64,1 x 21,3

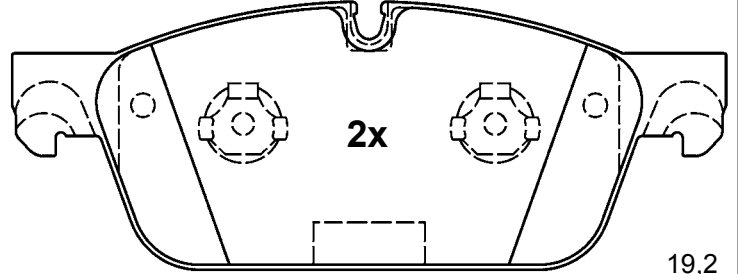
13.0460-7283.2 607283



MERCEDES BENZ



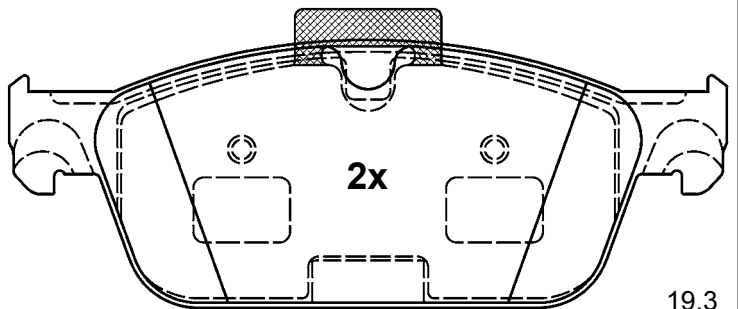
ATE



2x

19,2

193,1 x 72,0 x 19,2



2x

19,3

192,5 x 72,0 x 19,3

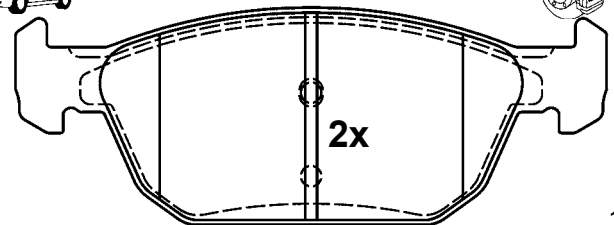
13.0460-7284.2 607284



HONDA



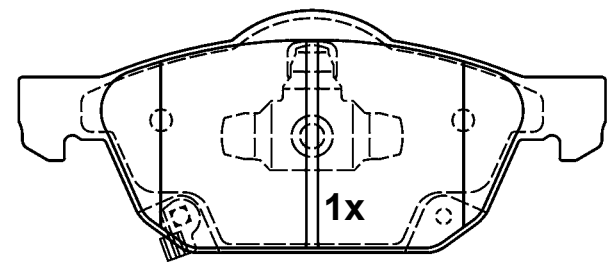
ATE



2x

17,3

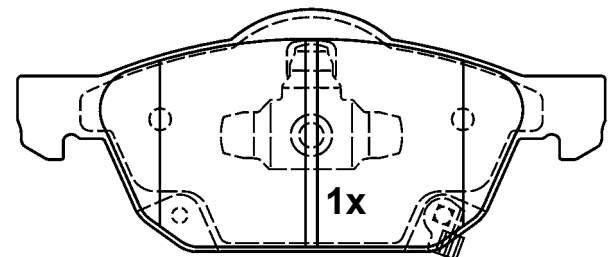
156,0 x 57,2 x 17,3



1x

17,3

155,1 x 63,6 x 17,3



1x

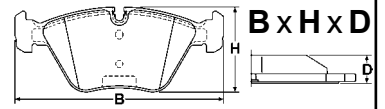
17,3

155,1 x 63,6 x 17,3

Abbildungen Scheibenbremsbeläge

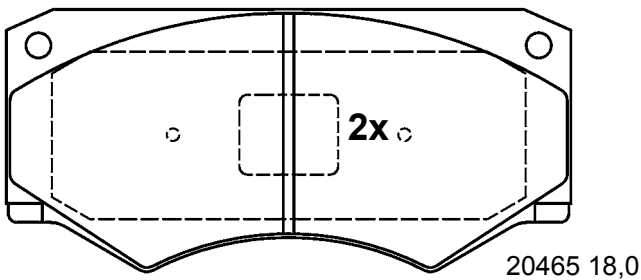
Illustrations disc brake pads - Illustrazioni pastiglie freno -

Illustrations plaquettes de frein - Ilustraciones pastillas de freno



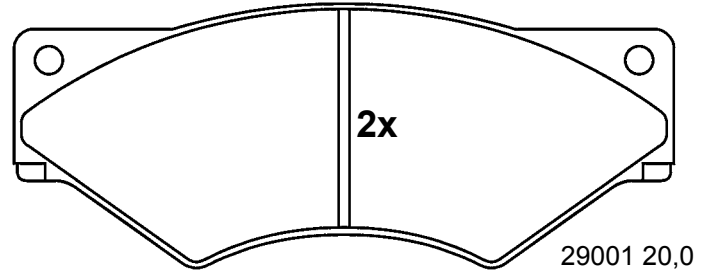
Maßstab - scale - scala - échelle - escala 1:2

13.0460-7903.2 607903

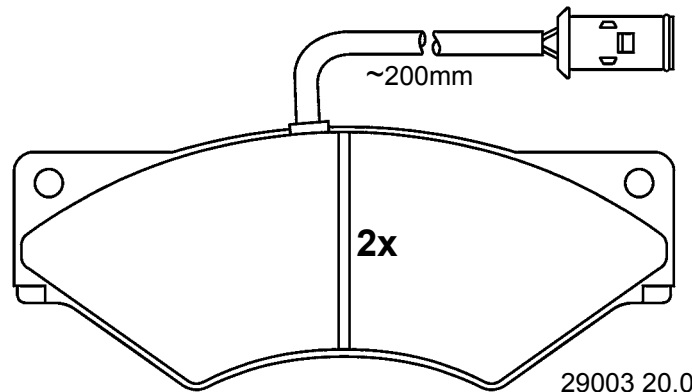


20465 18,0

13.0460-7906.2 607906



29001 20,0



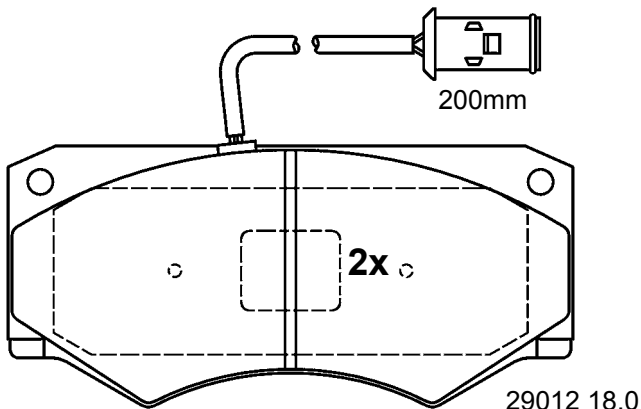
29003 20,0

174,5 x 69,2 x 20,0

13.0460-7909.2 607909

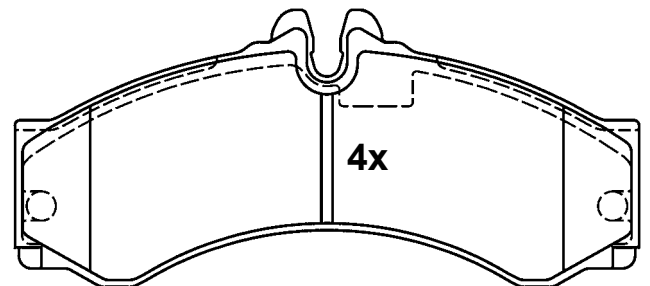


MERCEDES BENZ, VOLKSWAGEN



29012 18,0

149,0 x 69,0 x 18,0



29153 20,0

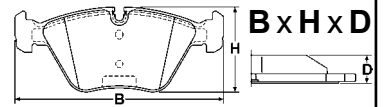
164,6 x 73,0 x 20,0



Abbildungen Scheibenbremsbeläge

Illustrations disc brake pads - Illustrazioni pastiglie freno -

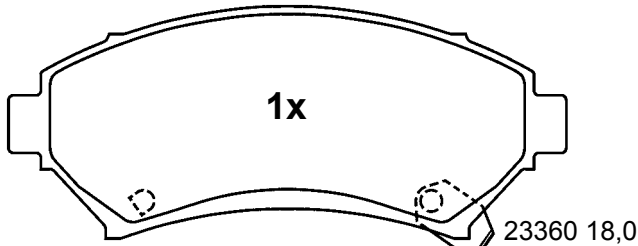
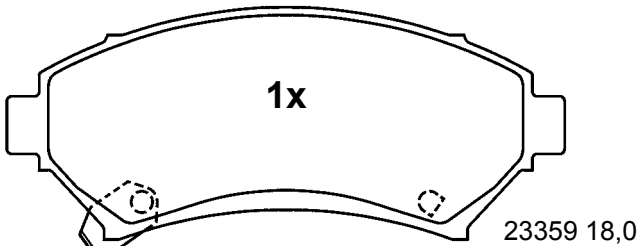
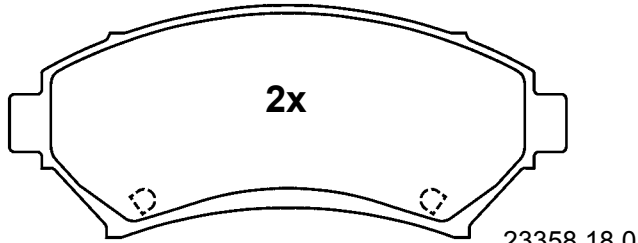
Illustrations plaquettes de frein - Ilustraciones pastillas de freno



Maßstab - scale - scala - échelle - escala 1:2

13.0460-8002.2 608002

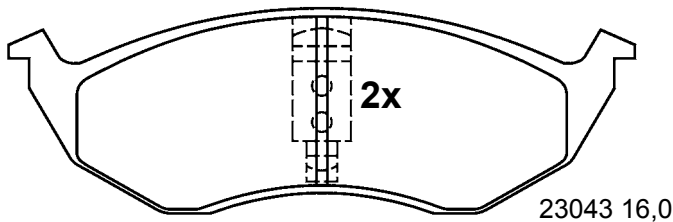
 CHEVROLET, OPEL, PONTIAC, VAUXHALL



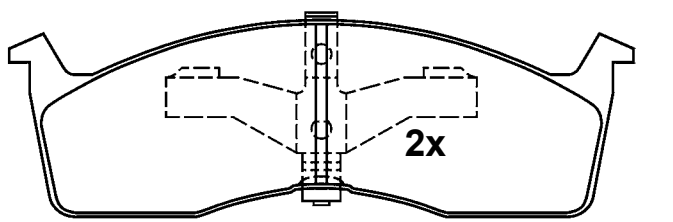
148,0 x 61,2 x 18,0

13.0460-8003.2 608003

 CHRYSLER



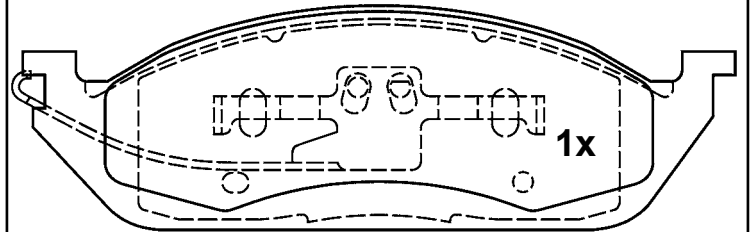
165,4 x 54,4 x 16,0



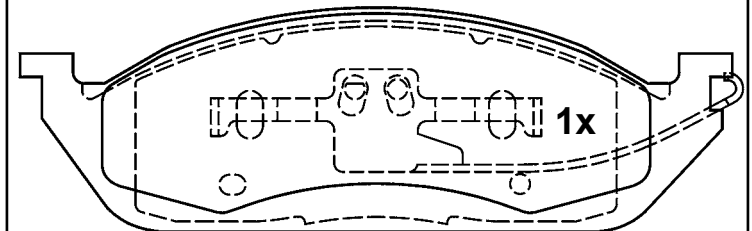
165,4 x 51,3 x 16,0

13.0460-8004.2 608004

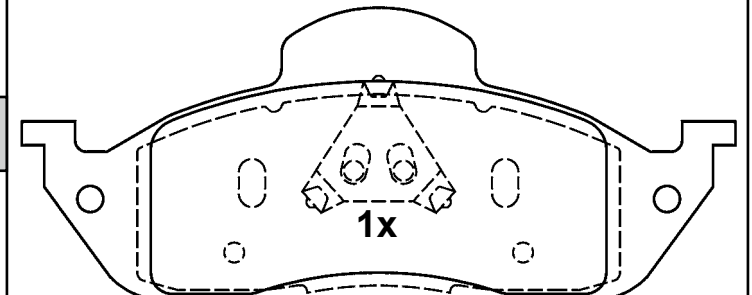
 MERCEDES BENZ



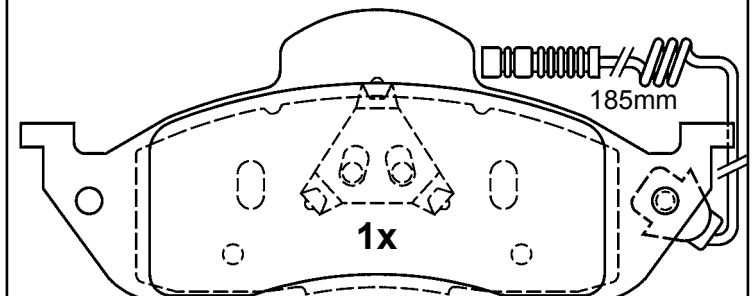
187,9 x 59,1 x 15,7



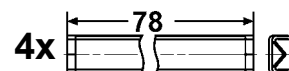
187,9 x 59,1 x 15,7



187,9 x 77,3 x 16,7



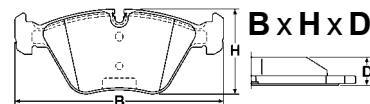
187,9 x 77,3 x 16,7



Abbildungen Scheibenbremsbeläge

Illustrations disc brake pads - Illustrazioni pastiglie freno -

Illustrations plaquettes de frein - Ilustraciones pastillas de freno

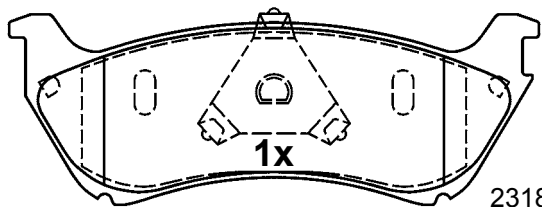


Maßstab - scale - scala - échelle - escala 1:2

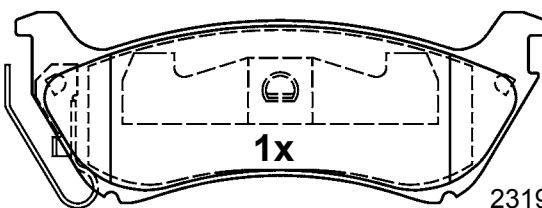
13.0460-8005.2 608005



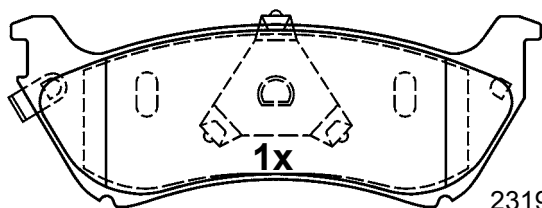
MERCEDES BENZ



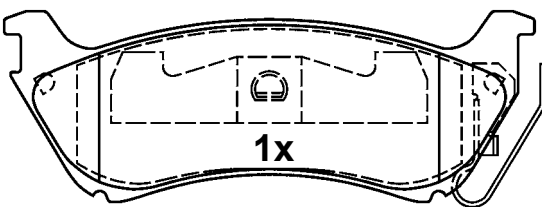
23189 16,0



23190 16,0




23191 16,0



23192 16,0

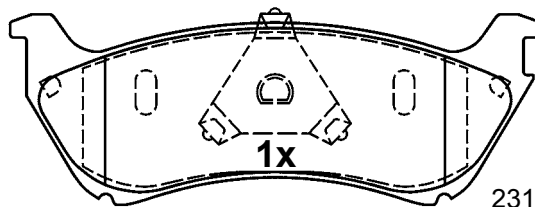
140,1 x 50,0 x 16,0



13.0460-8007.2 608007

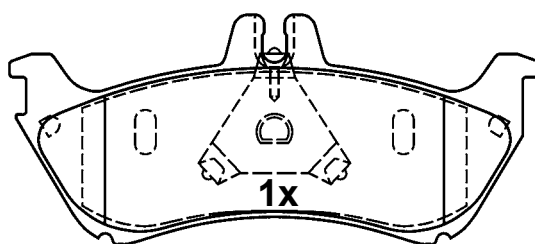


MERCEDES BENZ



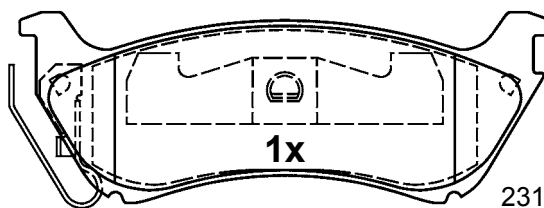
23189 16,0

140,1 x 50,0 x 16,0



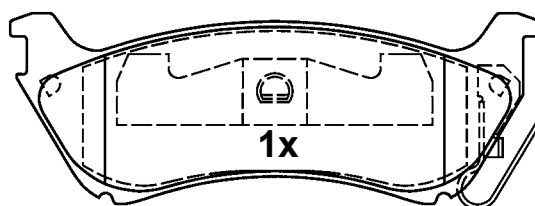
16,0

140,1 x 61,0 x 16,0



23190 16,0

140,1 x 50,0 x 16,0



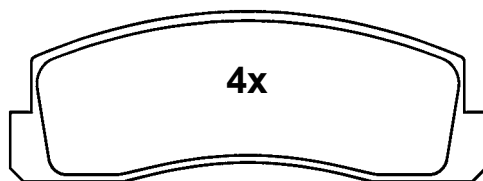
23192 16,0

140,1 x 50,0 x 16,0

13.0460-8006.2 608006


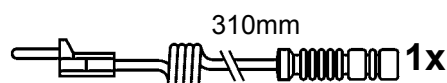


LADA



20660 15,6

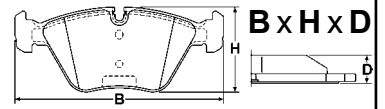
126,0 x 45,1 x 15,6



Abbildungen Scheibenbremsbeläge

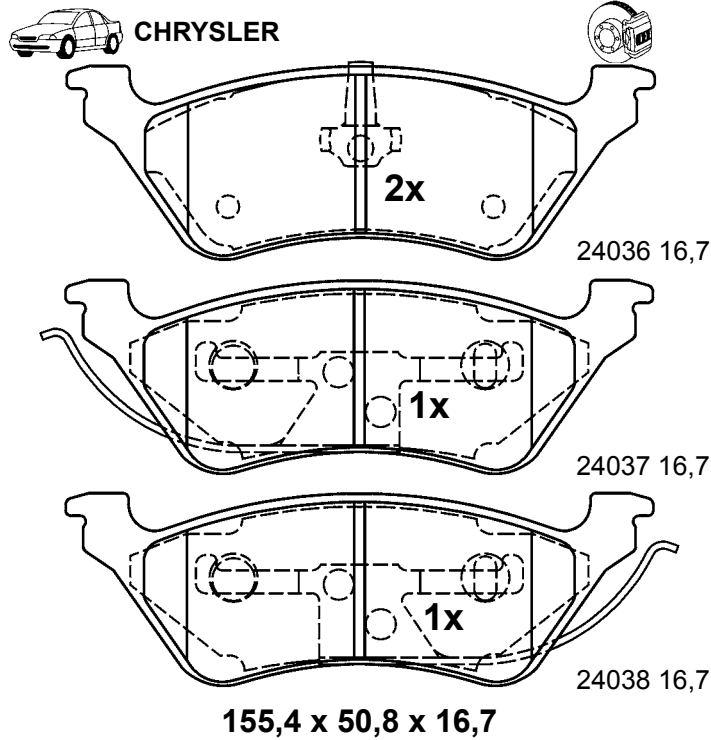
Illustrations disc brake pads - Illustrazioni pastiglie freno -

Illustrations plaquettes de frein - Ilustraciones pastillas de freno

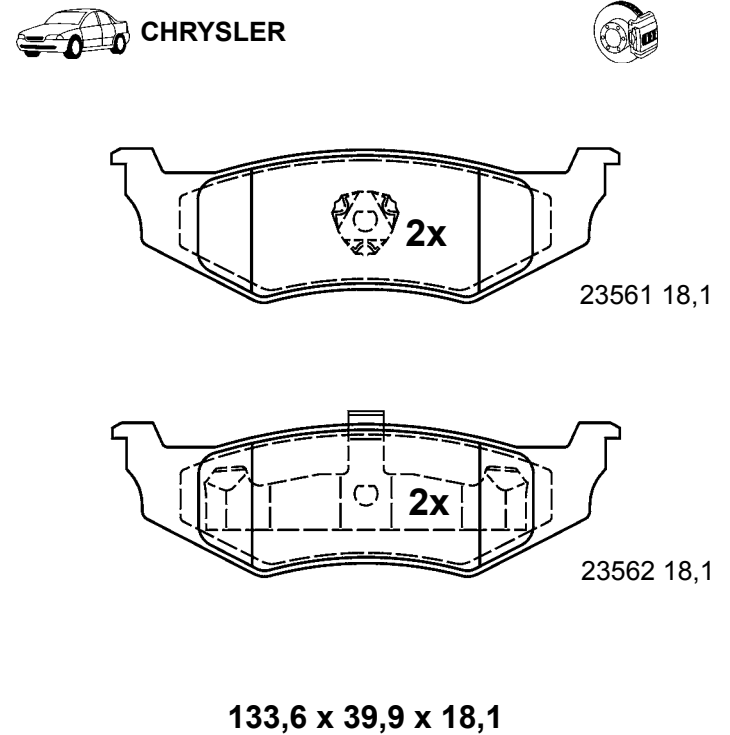


Maßstab - scale - scala - échelle - escala 1:2

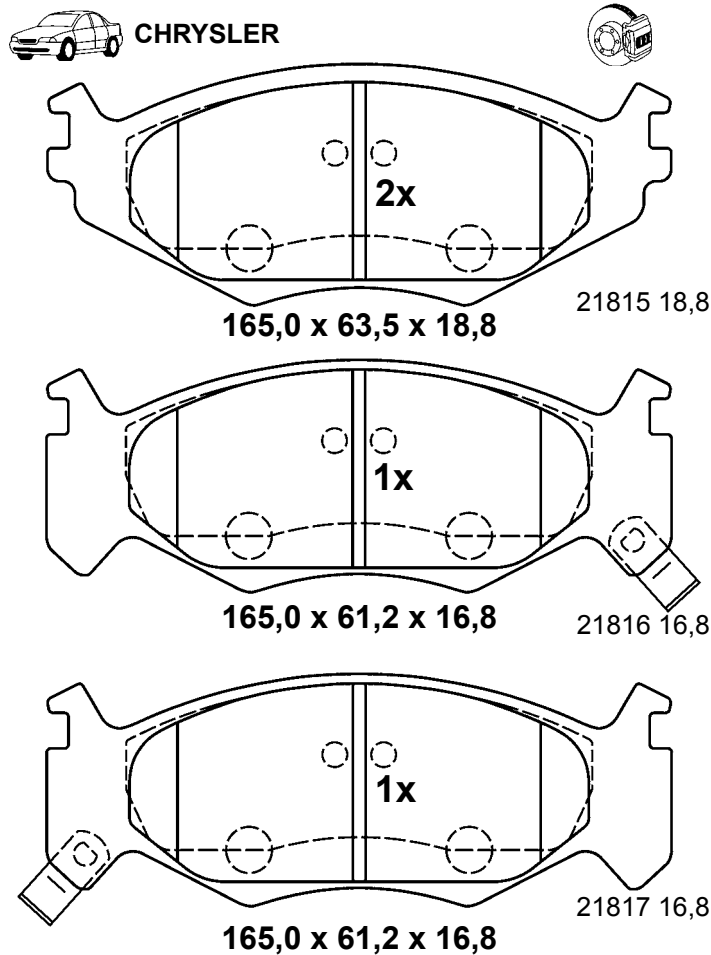
13.0460-8008.2 608008



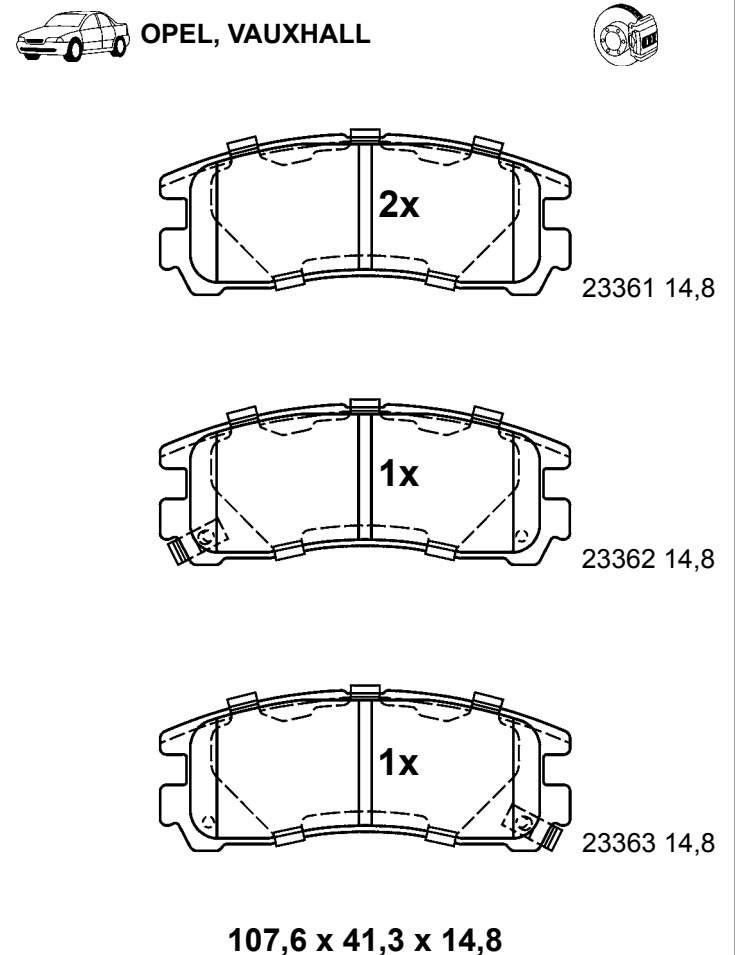
13.0460-8010.2 608010



13.0460-8009.2 608009



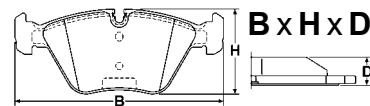
13.0460-8011.2 608011



Abbildungen Scheibenbremsbeläge

Illustrations disc brake pads - Illustrazioni pastiglie freno -

Illustrations plaquettes de frein - Ilustraciones pastillas de freno



Maßstab - scale - scala - échelle - escala 1:2

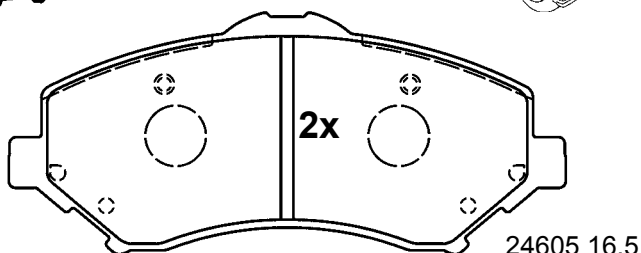
13.0460-8013.2 608013



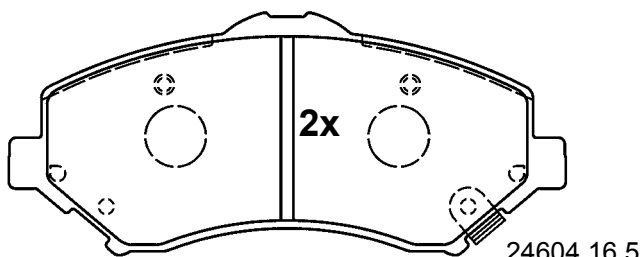
JEEP



BOS

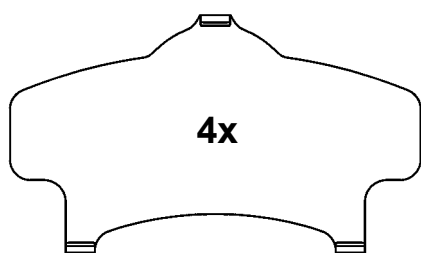


24605 16,5



24604 16,5

146,7 x 63,8 x 16,5



D = 0,6

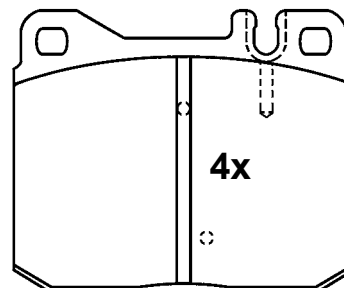
13.0460-9029.2 609029



MERCEDES BENZ



ATE



20341 16,7

89,6 x 73,5 x 16,7

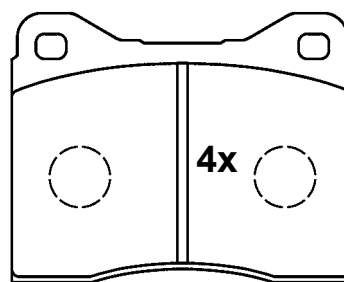
13.0460-9030.2 609030



BMW



ATE



20092 15,0

89,8 x 70,5 x 15,0

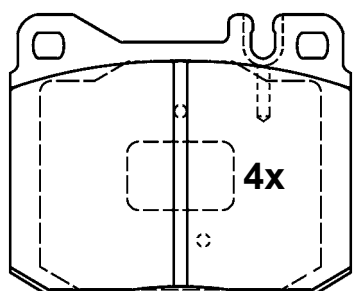
13.0460-9028.2 609028



MERCEDES BENZ



ATE



20392 15,0

89,8 x 73,8 x 15,0

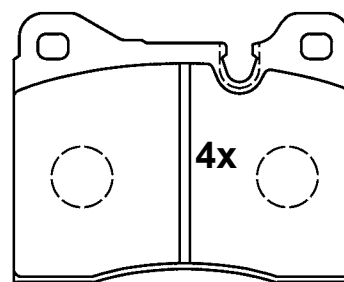
13.0460-9031.2 609031



BMW



ATE



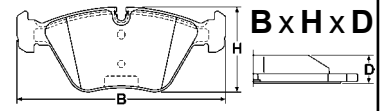
20437 19,0

89,7 x 70,5 x 19,0

Abbildungen Scheibenbremsbeläge

Illustrations disc brake pads - Illustrazioni pastiglie freno -

Illustrations plaquettes de frein - Ilustraciones pastillas de freno



Maßstab - scale - scala - échelle - escala 1:2

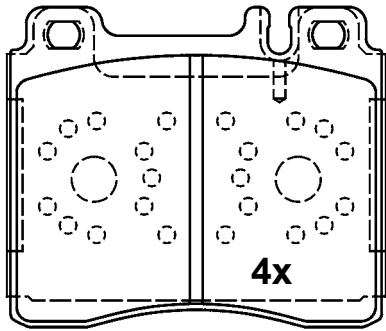
13.0460-9033.2 609033



MERCEDES BENZ



ATE



21303 18,2

99,6 x 84,5 x 18,2

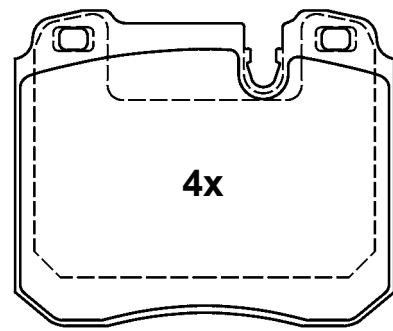
13.0460-9037.2 609037



BMW



ATE



20309 17,9

99,8 x 83,0 x 17,9

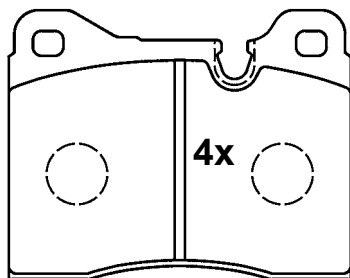
13.0460-9034.2 609034



ALFA ROMEO



ATE



20437 15,0

89,8 x 70,5 x 15,0

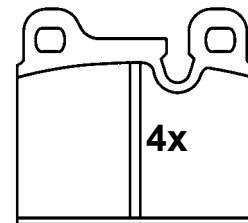
13.0462-4855.2 600018



PORSCHE



ATE

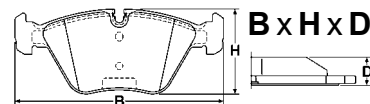


20910 15,0



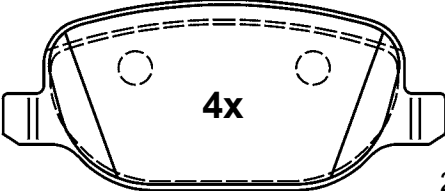



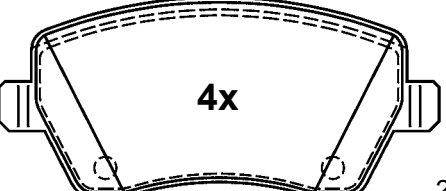

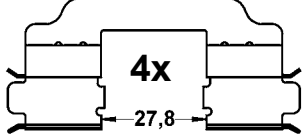


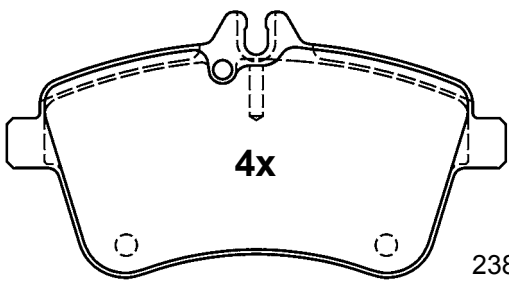

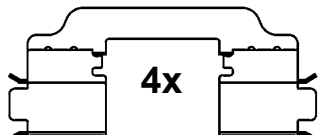


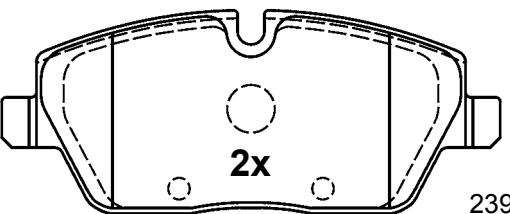
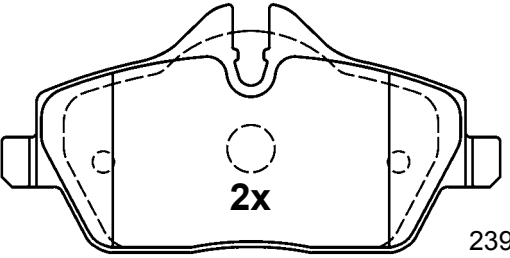
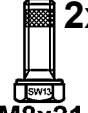
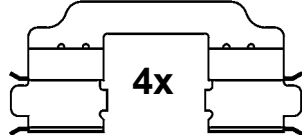
61,5 x 56,5 x 15,0

Abbildungen Scheibenbremsbeläge

Illustrations disc brake pads - Illustrazioni pastiglie freno -
Illustrations plaquettes de frein - Ilustraciones pastillas de freno



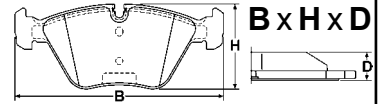
Maßstab - scale - scala - échelle - escala 1:2

13.0470-2707.2 LD2707 ATE Ceramic	13.0470-2709.2 LD2709 ATE Ceramic
<p>  ALFA ROMEO, LANCIA  LUC </p>  <p style="text-align: right;">23760 17,7</p> <p style="text-align: center;">116,8 x 49,8 x 17,7</p> <p>  4x M8x22 </p>	<p>  DACIA, MERCEDES BENZ, NISSAN, RENAULT  LUC </p>  <p style="text-align: right;">23973 17,4</p> <p style="text-align: center;">116,4 x 52,4 x 17,4</p> <p>  2x M8x21 </p>  <p style="text-align: center;">4x 27,8</p>
13.0470-2708.2 LD2708 ATE Ceramic	13.0470-2710.2 LD2710 ATE Ceramic
<p>  MERCEDES BENZ  LUC </p>  <p style="text-align: right;">23881 20,0</p> <p style="text-align: center;">131,3 x 69,8 x 20,0</p> <p>  2x M8x21 </p>  <p style="text-align: center;">4x</p>	<p>  BMW, MINI  LUC </p>  <p style="text-align: right;">23915 17,6</p> <p style="text-align: center;">131,3 x 53,2 x 17,6</p>  <p style="text-align: right;">23916 17,6</p> <p style="text-align: center;">131,3 x 65,3 x 17,6</p> <p>  2x M8x21 </p>  <p style="text-align: center;">4x</p>



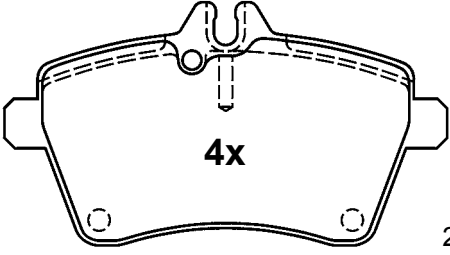
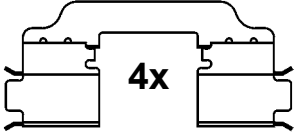



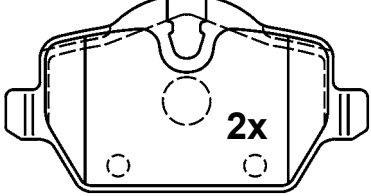
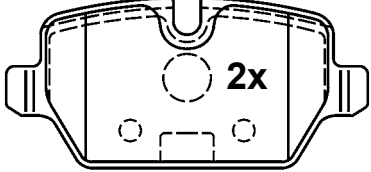
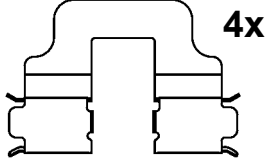



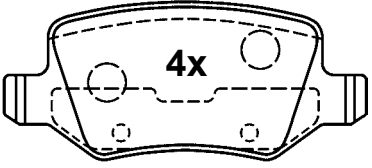
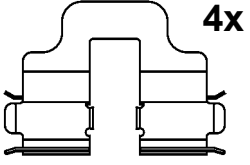

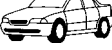

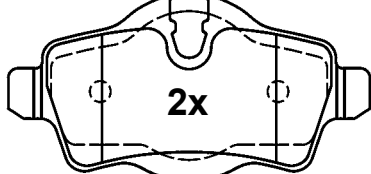
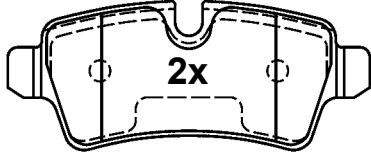
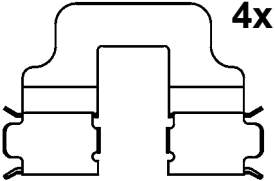

Abbildungen Scheibenbremsbeläge

Illustrations disc brake pads - Illustrazioni pastiglie freno -

Illustrations plaquettes de frein - Ilustraciones pastillas de freno



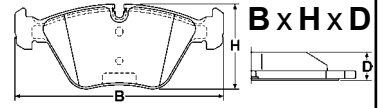
Maßstab - scale - scala - échelle - escala 1:2

13.0470-2711.2 LD2711 ATE Ceramic	13.0470-2713.2 LD2713 ATE Ceramic
<p>  MERCEDES BENZ  </p>  <p style="text-align: center;">4x</p> <p style="text-align: right;">24077 19,1</p> <p style="text-align: center;">116,4 x 63,8 x 19,1</p>  <p style="text-align: center;">4x</p>  <p>4x M8x21</p>	<p>  BMW, MINI  </p>  <p style="text-align: center;">2x</p> <p style="text-align: center;">95,2 x 51,0 x 17,4</p> <p style="text-align: right;">23623 17,4</p>  <p style="text-align: center;">2x</p> <p style="text-align: center;">95,2 x 44,6 x 17,4</p> <p style="text-align: right;">23624 17,4</p>  <p style="text-align: center;">4x</p>  <p>2x M8x21</p>
13.0470-2712.2 LD2712 ATE Ceramic	13.0470-2714.2 LD2714 ATE Ceramic
<p>  MERCEDES BENZ  </p>  <p style="text-align: center;">4x</p> <p style="text-align: right;">23138 14,6</p> <p style="text-align: center;">95,7 x 41,3 x 14,6</p>  <p style="text-align: center;">4x</p>  <p>2x M8x21</p>	<p>  MINI  </p>  <p style="text-align: center;">2x</p> <p style="text-align: center;">95,3 x 48,3 x 16,9</p> <p style="text-align: right;">24289 16,9</p>  <p style="text-align: center;">2x</p> <p style="text-align: center;">95,3 x 39,0 x 16,9</p> <p style="text-align: right;">24290 16,9</p>  <p style="text-align: center;">4x</p>  <p>2x M8x22</p>

Abbildungen Scheibenbremsbeläge

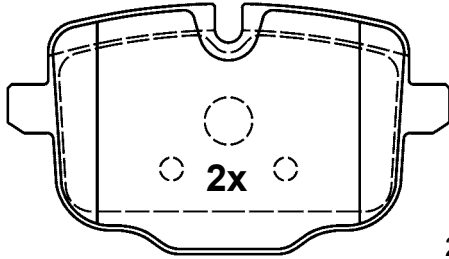
Illustrations disc brake pads - Illustrazioni pastiglie freno -

Illustrations plaquettes de frein - Ilustraciones pastillas de freno



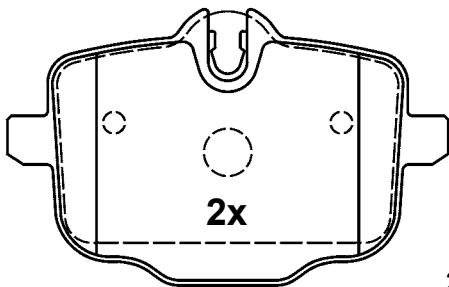
Maßstab - scale - scala - échelle - escala 1:2

13.0470-2716.2 LD2716 ATE Ceramic



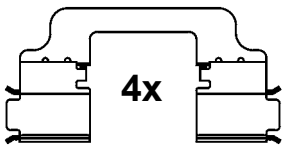
116,0 x 65,5 x 17,8

24703 17,8

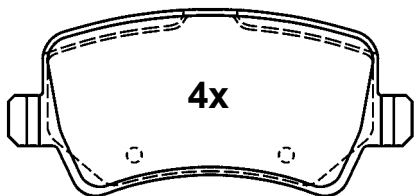


116,0 x 72,4 x 17,8

24704 17,8

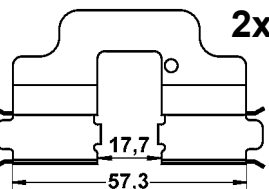
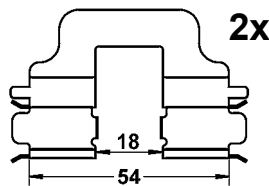


13.0470-2722.2 LD2722 ATE Ceramic

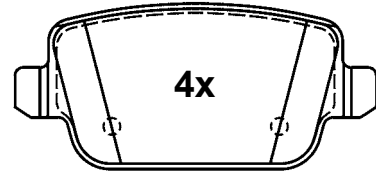


106,1 x 48,7 x 17,3

24496 17,3

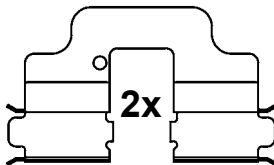
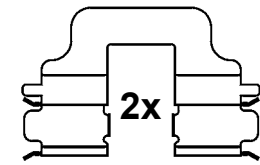


13.0470-2723.2 LD2723 ATE Ceramic

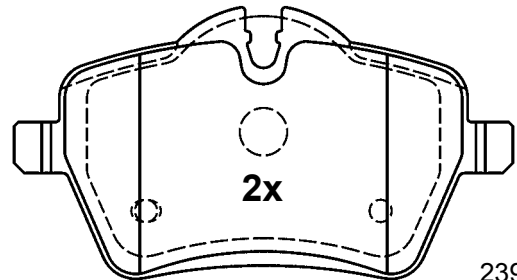


95,1 x 43,2 x 16,1

24537 16,1

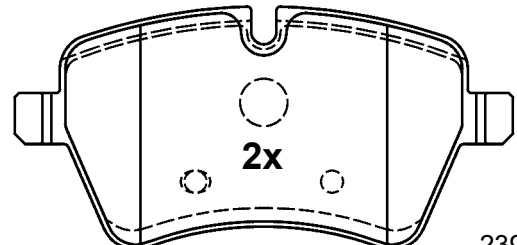


13.0470-2725.2 LD2725 ATE Ceramic



131,6 x 71,3 x 17,8

23984 17,8



131,6 x 63,9 x 17,8

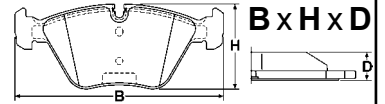
23985 17,8



Abbildungen Scheibenbremsbeläge

Illustrations disc brake pads - Illustrazioni pastiglie freno -

Illustrations plaquettes de frein - Ilustraciones pastillas de freno



Maßstab - scale - scala - échelle - escala 1:2

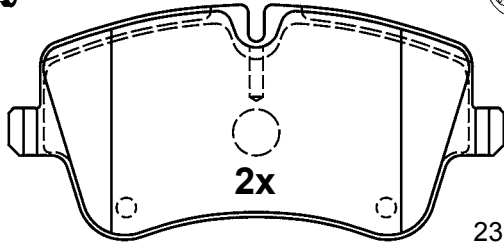
13.0470-2726.2 LD2726 ATE Ceramic



MERCEDES BENZ



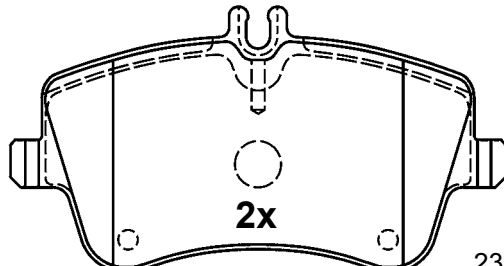
LUC



2x

23145 19,8

131,1 x 69,8 x 19,8



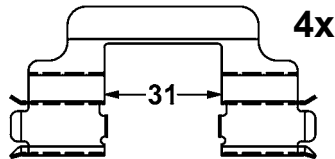
2x

23144 19,8

131,1 x 62,1 x 19,8



4x



4x

31

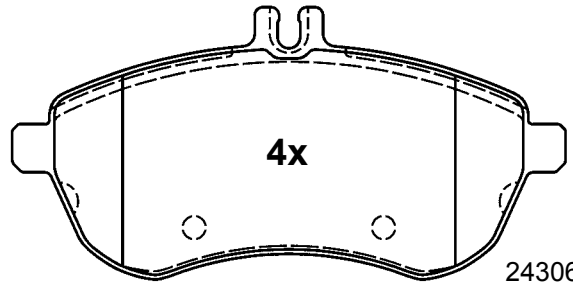
13.0470-2732.2 LD2732 ATE Ceramic



MERCEDES BENZ



LUC



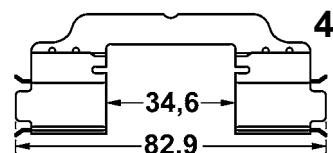
4x

24306 20,3

146,0 x 71,5 x 20,3



4x



4x

34,6

82,9

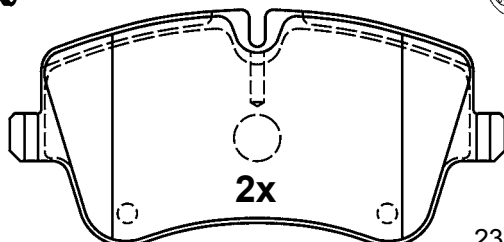
13.0470-2727.2 LD2727 ATE Ceramic



MERCEDES BENZ



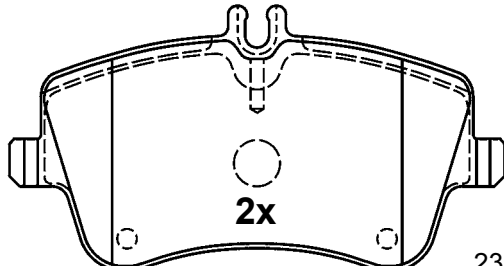
LUC



2x

23145 19,8

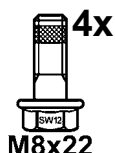
131,1 x 69,8 x 19,8



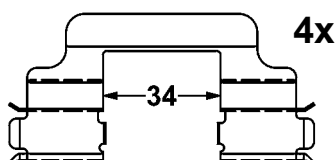
2x

23144 19,8

131,1 x 62,1 x 19,8



4x



4x

34

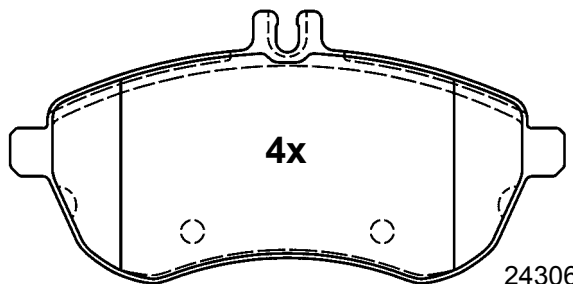
13.0470-2733.2 LD2733 ATE Ceramic



MERCEDES BENZ



LUC



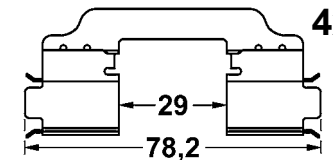
4x

24306 20,3

146,0 x 71,5 x 20,3



4x



4x

29

78,2

Abbildungen Scheibenbremsbeläge

Illustrations disc brake pads - Illustrazioni pastiglie freno -

Illustrations plaquettes de frein - Ilustraciones pastillas de freno



Maßstab - scale - scala - échelle - escala 1:2

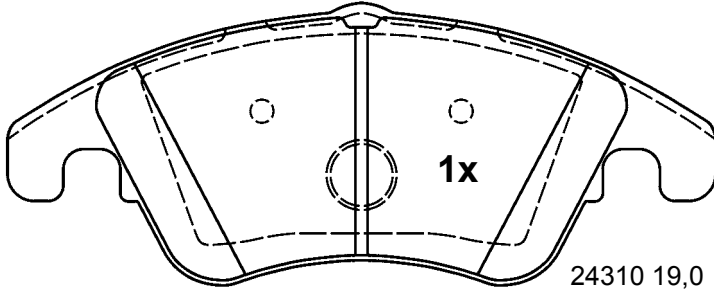
13.0470-2734.2 LD2734 ATE Ceramic



MERCEDES BENZ



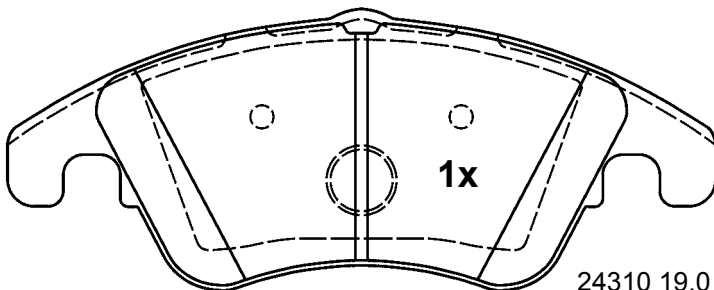
LUC



1x

24310 19,0

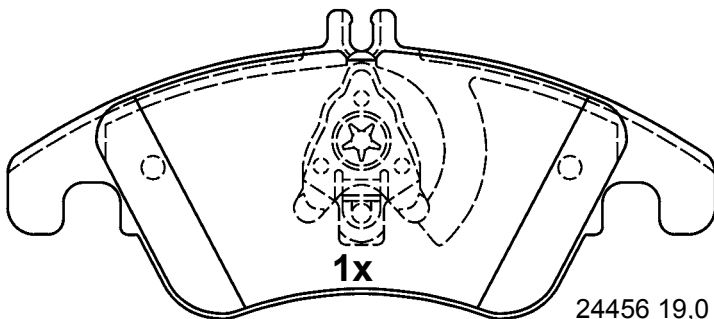
188,0 x 73,7 x 19,0



1x

24310 19,0

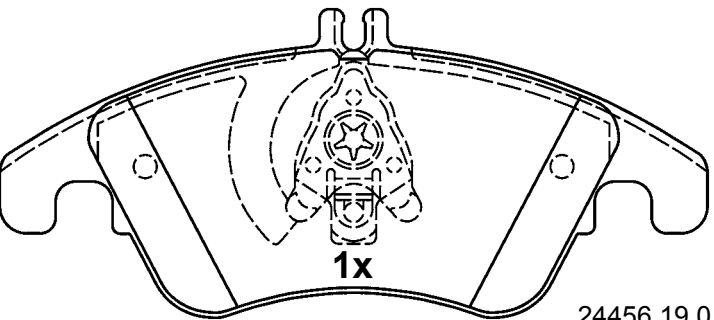
188,0 x 73,7 x 19,0



1x

24456 19,0

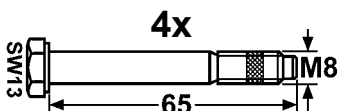
188,0 x 80,8 x 19,0



1x

24456 19,0

188,0 x 80,8 x 19,0



4x

SW13

65

M8

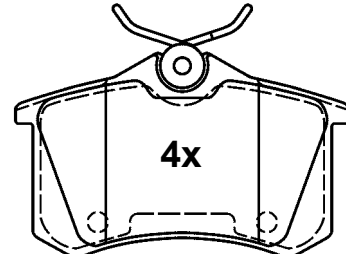
13.0470-2740.2 LD2740 ATE Ceramic



CITROEN, PEUGEOT, RENAULT



LUC



4x

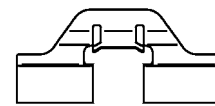
23554 17,2

87,2 x 53,0 x 17,2



4x

M8x22



4x

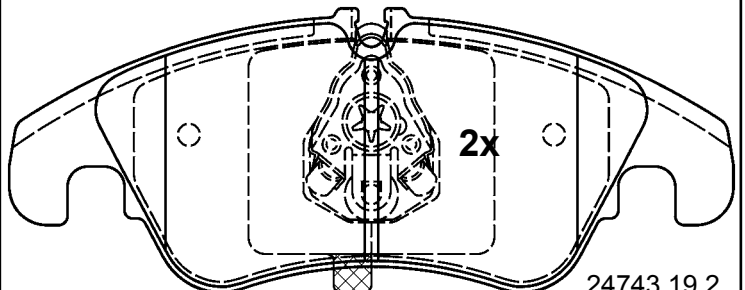
13.0470-2746.2 LD2746 ATE Ceramic



AUDI



LUC

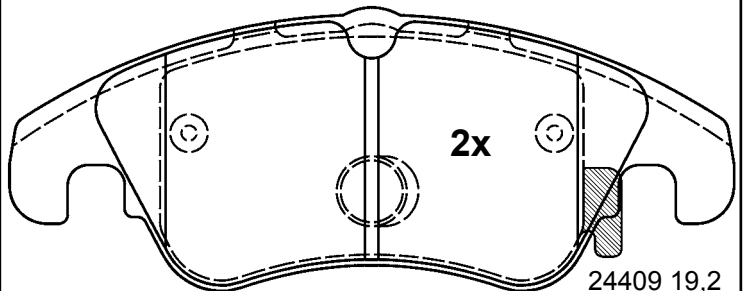


2x

24743 19,2

(24408)

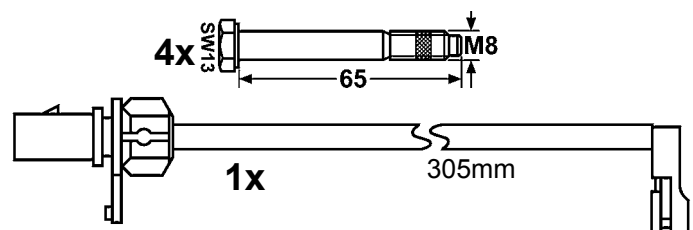
188,0 x 73,5 x 19,2



2x

24409 19,2

188,0 x 73,0 x 19,2



4x

SW13

65

M8

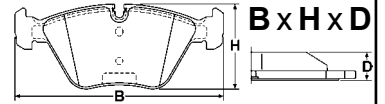
1x

305mm

Abbildungen Scheibenbremsbeläge

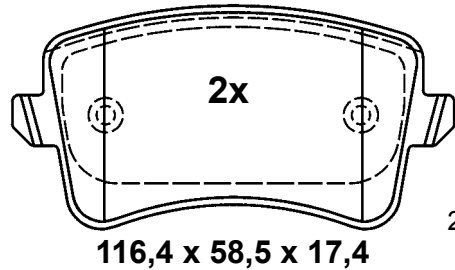
Illustrations disc brake pads - Illustrazioni pastiglie freno -

Illustrations plaquettes de frein - Ilustraciones pastillas de freno



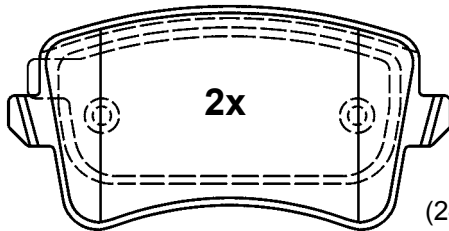
Maßstab - scale - scala - échelle - escala 1:2

13.0470-2747.2 LD2747 ATE Ceramic




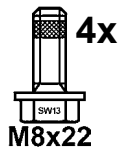
24606 17,4

116,4 x 58,5 x 17,4



(24606) 17,7

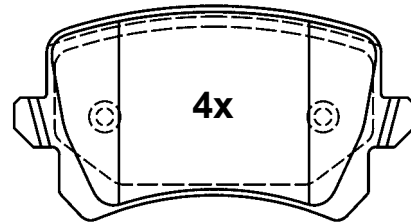
116,4 x 58,5 x 17,7



13.0470-2749.2 LD2749 ATE Ceramic

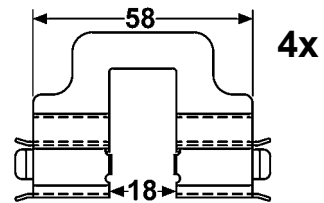


AUDI, SEAT, VOLKSWAGEN

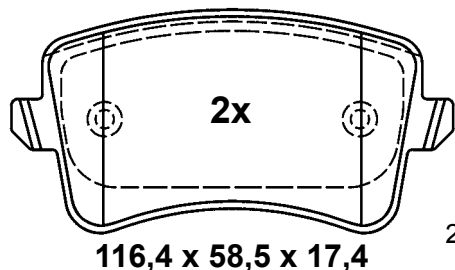


24483 16,9

105,2 x 56,4 x 16,9

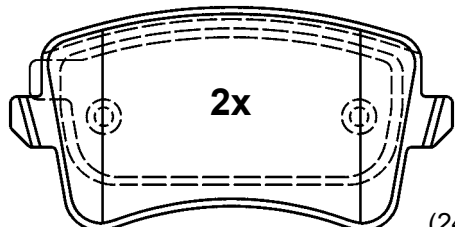


13.0470-2748.2 LD2748 ATE Ceramic



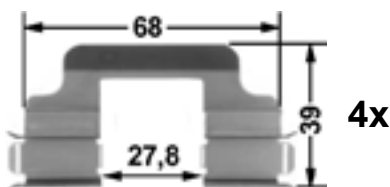
24606 17,4

116,4 x 58,5 x 17,4



(24606) 17,7

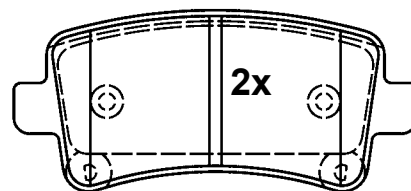
116,4 x 58,5 x 17,7



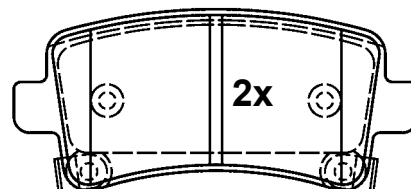
13.0470-2755.2 LD2755 ATE Ceramic



OPEL, VAUXHALL

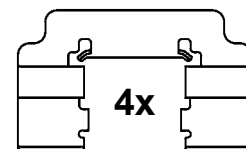


24421 17,2



24422 17,2

106,3 x 47,1 x 17,2



Abbildungen Scheibenbremsbeläge

Illustrations disc brake pads - Illustrazioni pastiglie freno -

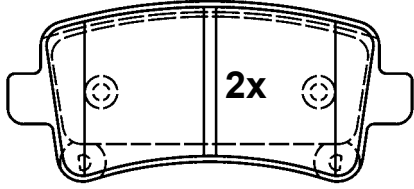
Illustrations plaquettes de frein - Ilustraciones pastillas de freno



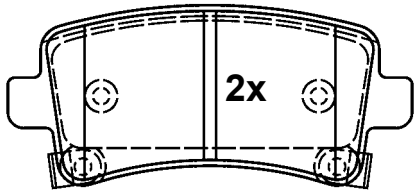
Maßstab - scale - scala - échelle - escala 1:2

13.0470-2758.2 LD2758 ATE Ceramic

OPEL, VAUXHAL

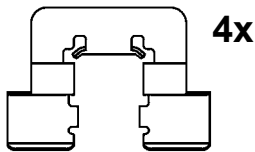


24421 17,2



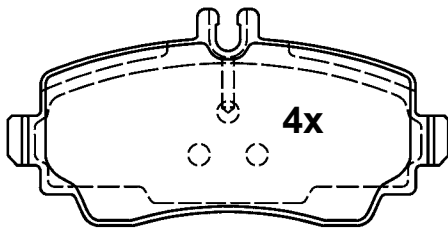
24422 17,2

106,3 x 47,1 x 17,2



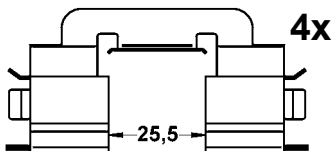
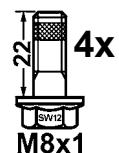
13.0470-2776.2 LD2776 ATE Ceramic

MERCEDES BENZ



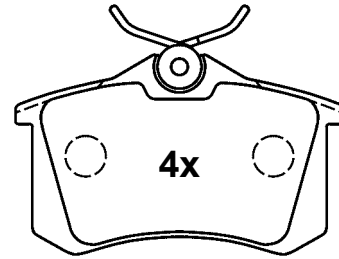
23070 17,0

116,5 x 57,1 x 17,0



13.0470-2820.2 LD2820 ATE Ceramic

AUDI, SEAT, SKODA
VOLKSWAGEN



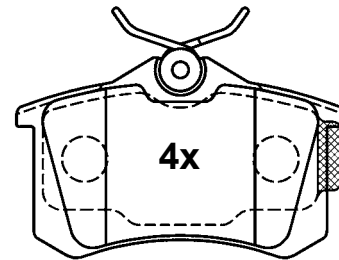
20961 17,2



87,6 x 52,9 x 17,2


13.0470-2823.2 LD2823 ATE Ceramic

CITROEN, PEUGEOT



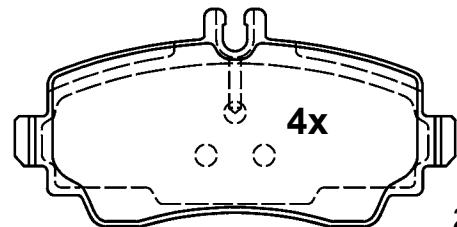
23554 17,2

86,8 x 52,9 x 17,2



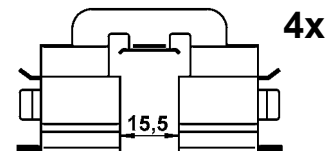
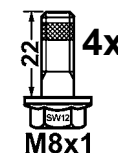
13.0470-2833.2 LD2833 ATE Ceramic

MERCEDES BENZ



23070 17,0

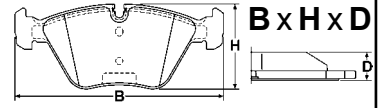
116,5 x 57,1 x 17,0



Abbildungen Scheibenbremsbeläge

Illustrations disc brake pads - Illustrazioni pastiglie freno -

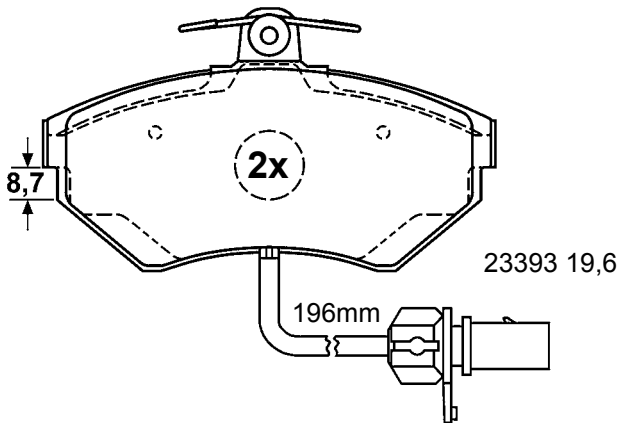
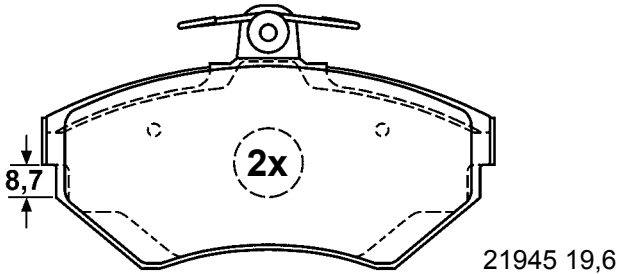
Illustrations plaquettes de frein - Ilustraciones pastillas de freno



Maßstab - scale - scala - échelle - escala 1:2

13.0470-2837.2 LD2837 ATE Ceramic

AUDI, SEAT, VOLKSWAGEN

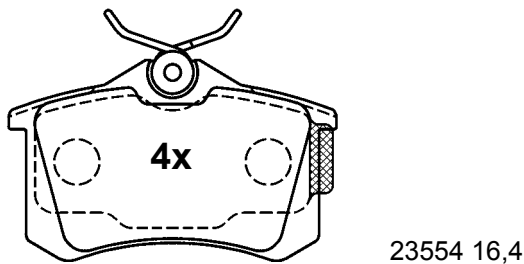


119,1 x 69,5 x 19,6

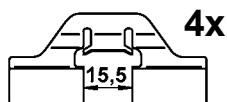
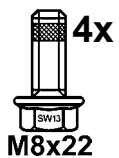


13.0470-2845.2 LD2845 ATE Ceramic

RENAULT

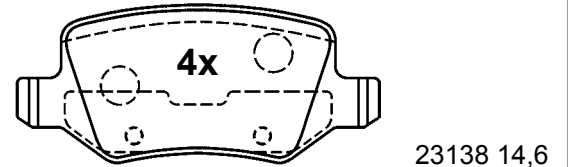


86,8 x 52,9 x 16,4



13.0470-2855.2 LD2855 ATE Ceramic

MERCEDES BENZ

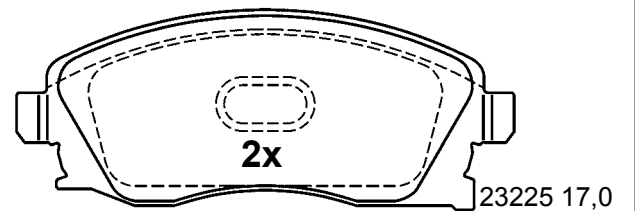


95,6 x 41,3 x 14,6

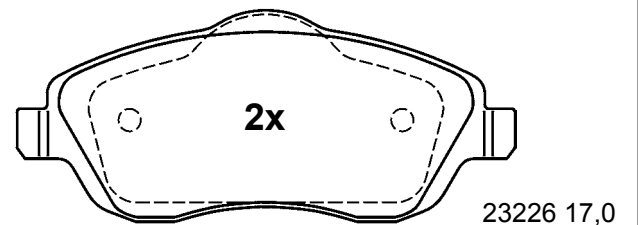


13.0470-2857.2 LD2857 ATE Ceramic

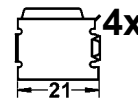
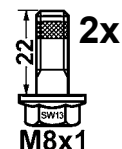
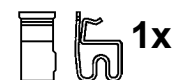
OPEL, VAUXHALL



131,5 x 52,3 x 17,0



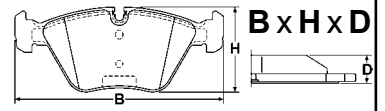
131,5 x 55,4 x 17,0





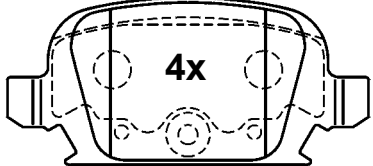




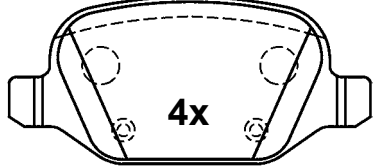



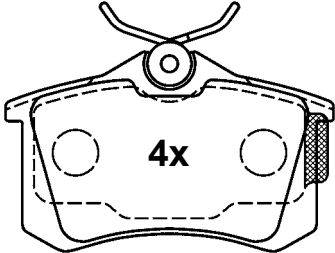



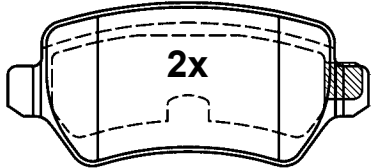
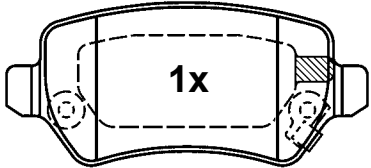
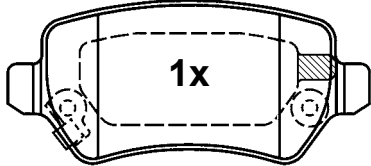

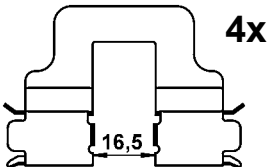
Abbildungen Scheibenbremsbeläge

Illustrations disc brake pads - Illustrazioni pastiglie freno -

Illustrations plaquettes de frein - Ilustraciones pastillas de freno



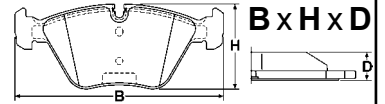
Maßstab - scale - scala - échelle - escala 1:2

13.0470-2858.2 LD2858 ATE Ceramic	13.0470-2867.2 LD2867 ATE Ceramic
<p>  FIAT, OPEL, VAUXHALL </p> <p>  LUC </p> <div style="text-align: center;">  <p>4x</p> <p>23284 14,0</p> <p>95,6 x 43,8 x 14,0</p> </div> <div style="display: flex; justify-content: space-around; align-items: center;"> <div style="text-align: center;">  <p>4x</p> <p>M8x22</p> </div> <div style="text-align: center;">  <p>2x</p> </div> </div>	<p>  ALFA ROMEO, FIAT, LANCIA </p> <p>  LUC </p> <div style="text-align: center;">  <p>4x</p> <p>23517 16,6</p> <p>95,6 x 43,9 x 16,6</p> </div> <div style="text-align: center;">  <p>4x</p> <p>M8x22</p> </div>
13.0470-2860.2 LD2860 ATE Ceramic	13.0470-2868.2 LD2868 ATE Ceramic
<p>  AUDI </p> <p>  LUC </p> <div style="text-align: center;">  <p>4x</p> <p>23554 16,3</p> <p>86,8 x 52,9 x 16,3</p> </div> <div style="text-align: center;">  <p>4x</p> <p>M8x22</p> </div>	<p>  KIA, OPEL, VAUXHALL </p> <p>  LUC </p> <div style="text-align: center;">  <p>2x</p> <p>23417 15,3</p> </div> <div style="text-align: center;">  <p>1x</p> <p>23654 15,3</p> </div> <div style="text-align: center;">  <p>1x</p> <p>23655 15,3</p> <p>95,3 x 42,8 x 15,3</p> </div> <div style="text-align: center;">  <p>4x</p> <p>M8x22</p> </div> <div style="text-align: center;">  <p>4x</p> <p>16,5</p> </div>

Abbildungen Scheibenbremsbeläge

Illustrations disc brake pads - Illustrazioni pastiglie freno -

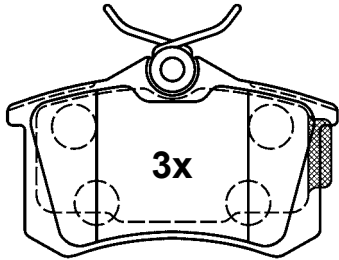
Illustrations plaquettes de frein - Ilustraciones pastillas de freno



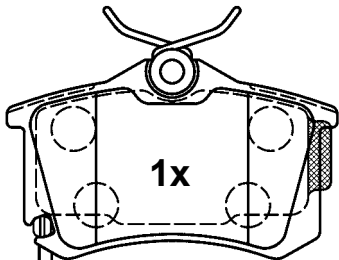
Maßstab - scale - scala - échelle - escala 1:2

13.0470-2877.2 LD2877 ATE Ceramic

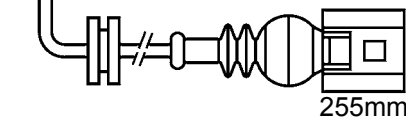
SEAT, VOLKSWAGEN



23554 17,2

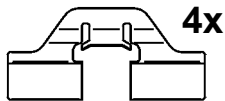
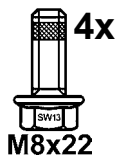


23823 17,2



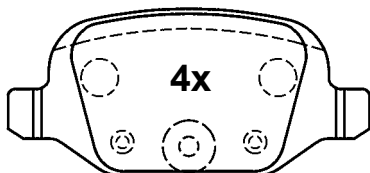
255mm

87,2 x 52,9 x 17,2



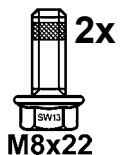
13.0470-2879.2 LD2879 ATE Ceramic

FIAT, LANCIA



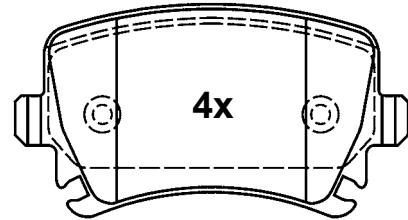
23601 13,7

95,6 x 43,9 x 13,7



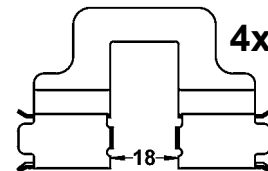
13.0470-2880.2 LD2880 ATE Ceramic

AUDI, SEAT, SKODA, VOLKSWAGEN



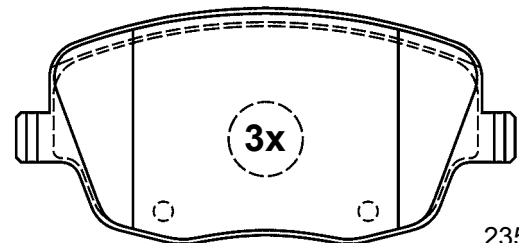
23914 17,1

105,3 x 55,9 x 17,1

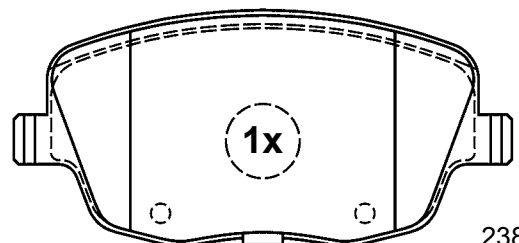


13.0470-2884.2 LD2884 ATE Ceramic

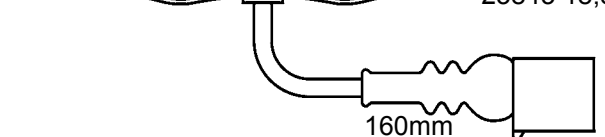
SEAT, SKODA, VOLKSWAGEN



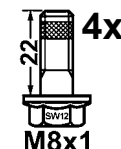
23581 18,8



23843 18,8



160mm

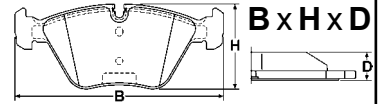


131,4 x 62,0 x 18,8

Abbildungen Scheibenbremsbeläge

Illustrations disc brake pads - Illustrazioni pastiglie freno -

Illustrations plaquettes de frein - Ilustraciones pastillas de freno

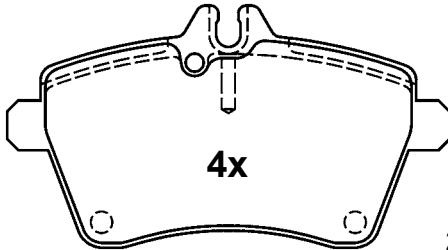


Maßstab - scale - scala - échelle - escala 1:2

13.0470-2885.2 LD2885 ATE Ceramic

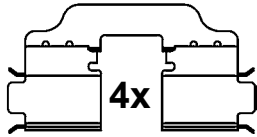


MERCEDES BENZ



24077 19,1

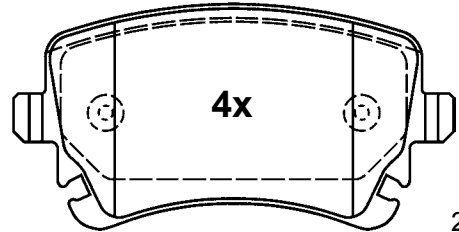
116,3 x 63,8 x 19,1



13.0470-2888.2 LD2888 ATE Ceramic



AUDI



23326 17,4

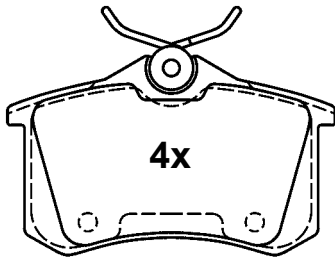
116,1 x 59,0 x 17,4



13.0470-2886.2 LD2886 ATE Ceramic



AUDI, SEAT, SKODA,
VOLKSWAGEN



20961 16,2

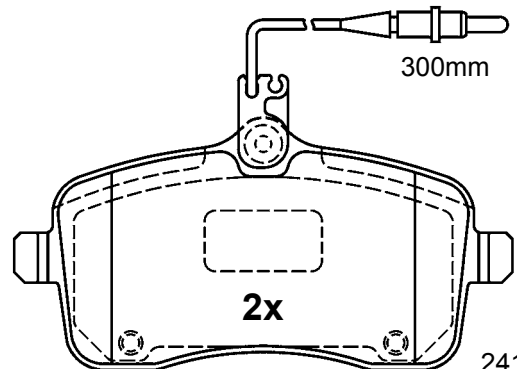
87,5 x 52,9 x 16,2



13.0470-2891.2 LD2891 ATE Ceramic



PEUGEOT

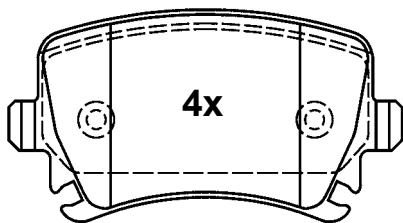


24134 19,6

13.0470-2887.2 LD2887 ATE Ceramic

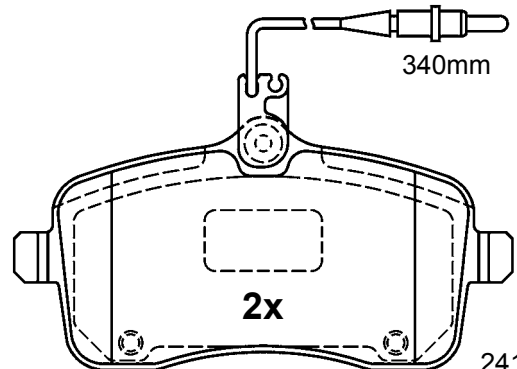
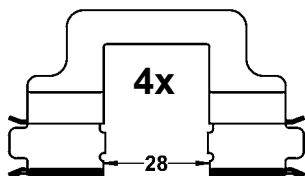


VOLKSWAGEN



23914 17,1

105,3 x 55,9 x 17,1



24175 19,6

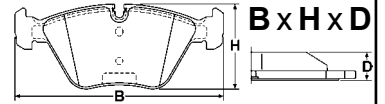
131,4 x 67,5 x 19,6



Abbildungen Scheibenbremsbeläge

Illustrations disc brake pads - Illustrazioni pastiglie freno -

Illustrations plaquettes de frein - Ilustraciones pastillas de freno



Maßstab - scale - scala - échelle - escala 1:2

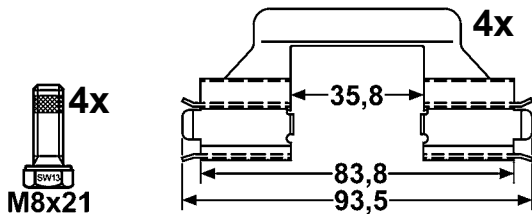
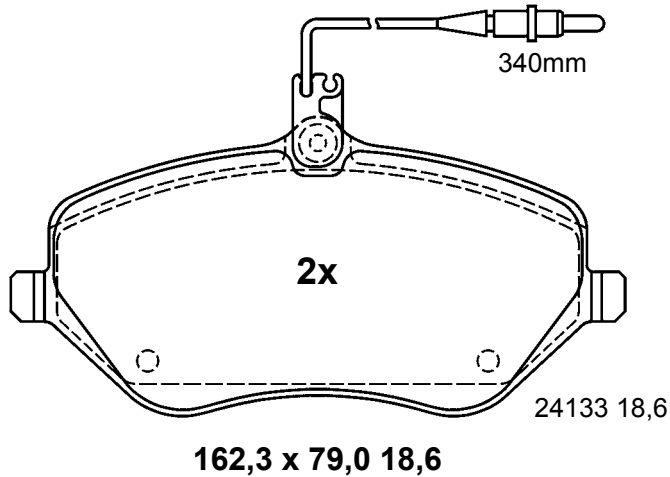
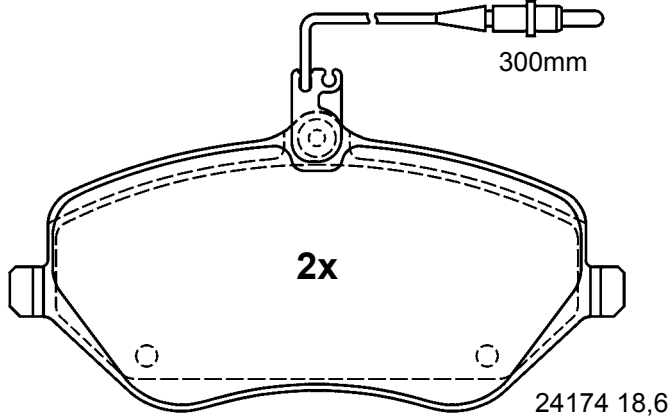
13.0470-2892.2 LD2892 ATE Ceramic



CITROEN, PEUGEOT



LUC




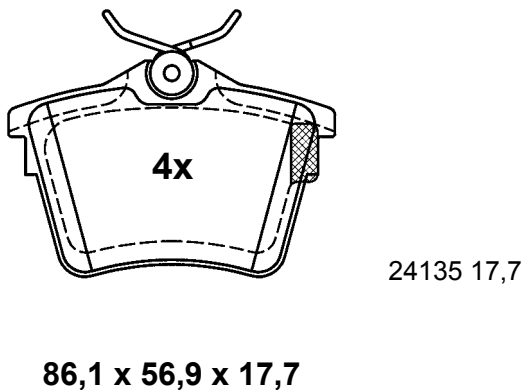
13.0470-2893.2 LD2893 ATE Ceramic



CITROEN, PEUGEOT



LUC



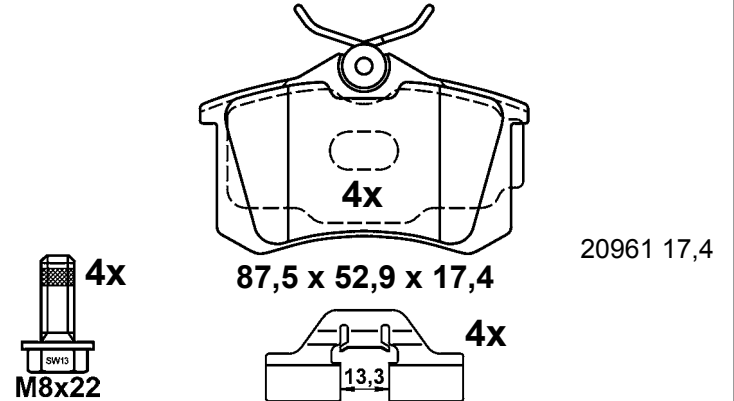
13.0470-2894.2 LD2894 ATE Ceramic



AUDI, SEAT, SKODA
VOLKSWAGEN



LUC



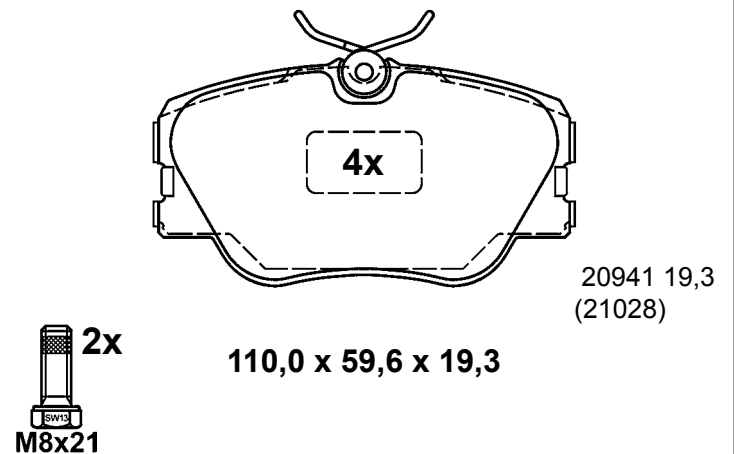
13.0470-2927.2 LD2927 ATE Ceramic



MERCEDES BENZ



LUC



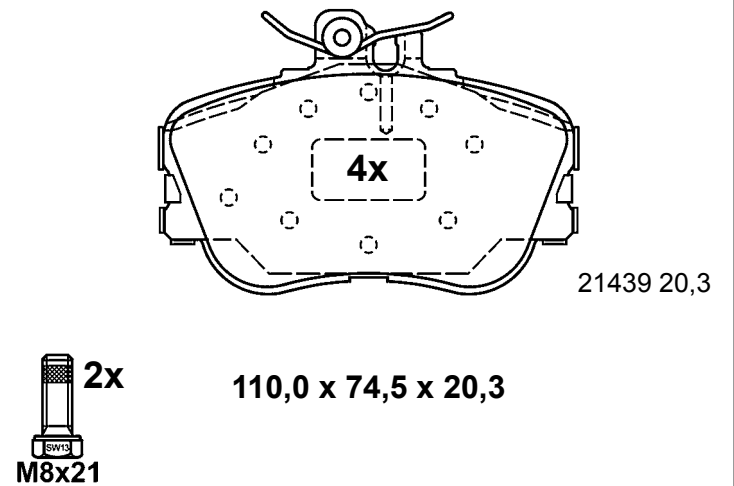
13.0470-2975.2 LD2975 ATE Ceramic



MERCEDES BENZ

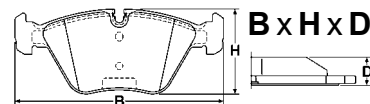


LUC





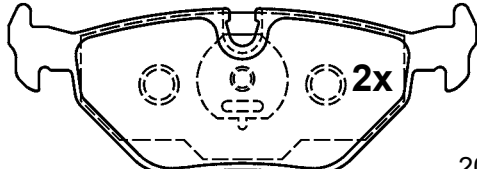
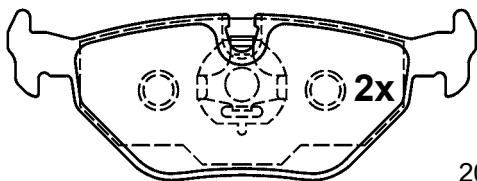


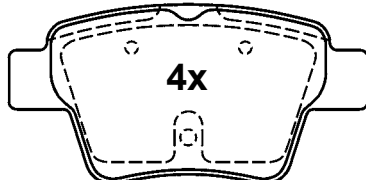
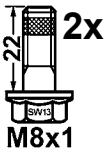



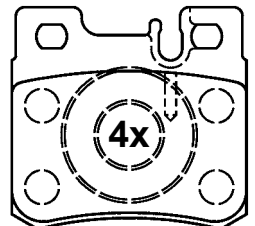



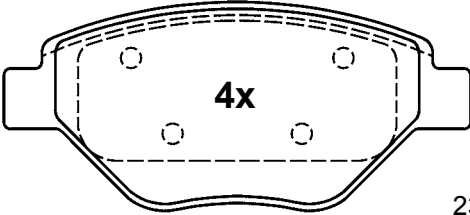




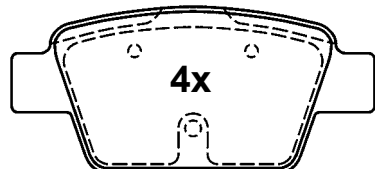
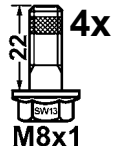



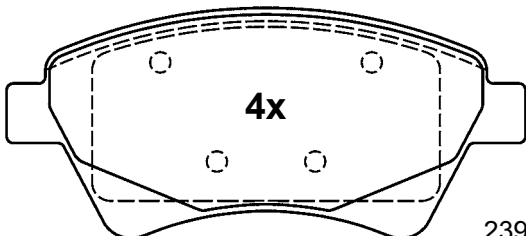
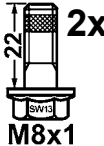
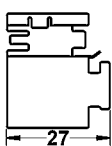
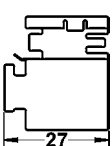


Abbildungen Scheibenbremsbeläge

Illustrations disc brake pads - Illustrazioni pastiglie freno -
Illustrations plaquettes de frein - Ilustraciones pastillas de freno



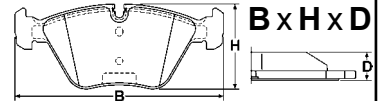
Maßstab - scale - scala - échelle - escala 1:2

13.0470-3605.2 LD3605 	13.0470-3813.2 LD3813 
 BMW, MG, ROVER, SAAB   <p>20180 17,3</p>  <p>20181 17,3</p> <p>123,0 x 44,9 x 17,3</p>	 CITROEN, PEUGEOT   <p>24150 17,6</p> <p>94,8 x 46,9 x 17,6</p>  <p>22 M8x1</p>
13.0470-3805.2 LD3805   MERCEDES BENZ   <p>21197 15,0</p> <p>61,8 x 58,6 x 15,0</p>	13.0470-3814.2 LD3814   RENAULT   <p>23934 18,2</p> <p>122,8 x 54,3 x 18,2</p>  <p>22 M8x21</p>
13.0470-3812.2 LD3812   ALFA ROMEO, FIAT, LANCIA   <p>23714 17,6</p> <p>94,8 x 42,9 x 17,6</p>  <p>22 M8x1</p>	13.0470-3815.2 LD3815   RENAULT   <p>23930 18,2</p> <p>136,8 x 59,5 x 18,2</p>  <p>22 M8x1</p>  <p>27</p>  <p>27</p>

Abbildungen Scheibenbremsbeläge

Illustrations disc brake pads - Illustrazioni pastiglie freno -

Illustrations plaquettes de frein - Ilustraciones pastillas de freno



Maßstab - scale - scala - échelle - escala 1:2

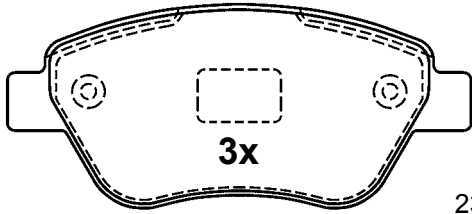
13.0470-3826.2 LD3826 ATE Ceramic



ALFA ROMEO, FIAT

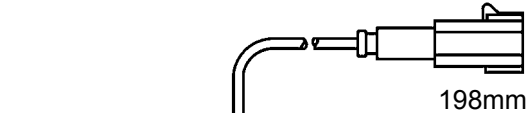


BOS

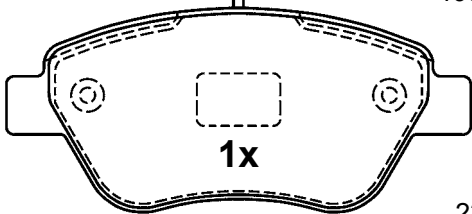


3x

23707 18,0



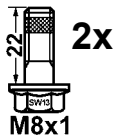
198mm



1x

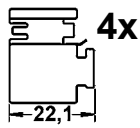
23706 18,0

122,8 x 53,3 x 18,0



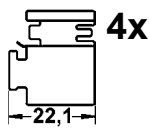
2x

M8x1



4x

22,1



4x

22,1

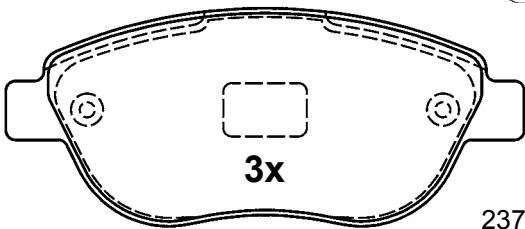
13.0470-3827.2 LD3827 ATE Ceramic



FIAT, LANCIA



BOS

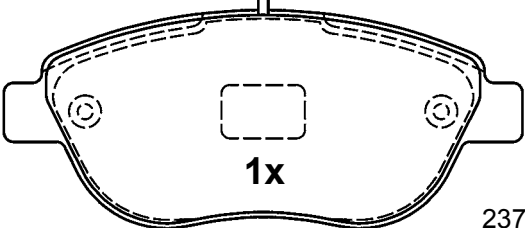


3x

23710 19,6



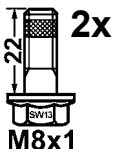
198mm



1x

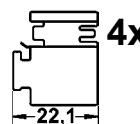
23709 19,6

136,8 x 57,4 x 19,6



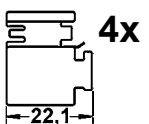
2x

M8x1



4x

22,1



4x

22,1

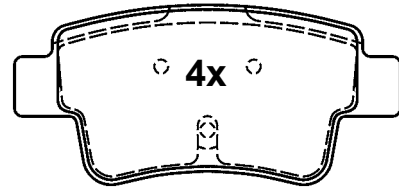
13.0470-3828.2 LD3828 ATE Ceramic



FIAT

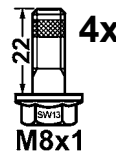


BOS



4x

24349 17,5



4x

M8x1

101,8 x 47,1 x 17,5

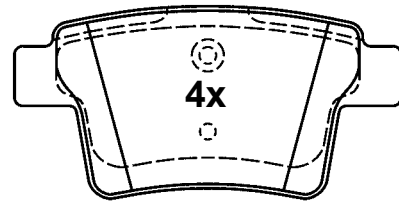
13.0470-3831.2 LD3831 ATE Ceramic



FORD, JAGUAR



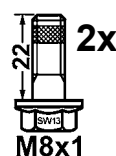
BOS



4x

24260 17,3

101,8 x 50,5 x 17,3



2x

M8x1

4x

22,1

4x

22,1

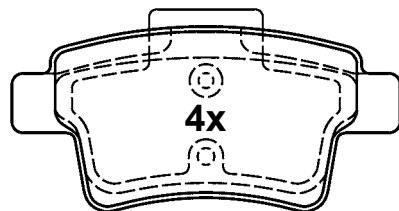
13.0470-3836.2 LD3836 ATE Ceramic



CITROEN



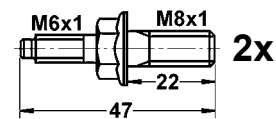
BOS



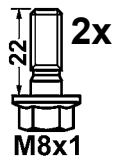
4x

24540 16,3

101,8 x 48,3 x 16,3



2x



2x

M8x1

4x

22,1

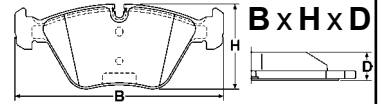
4x

22,1

Abbildungen Scheibenbremsbeläge

Illustrations disc brake pads - Illustrazioni pastiglie freno -

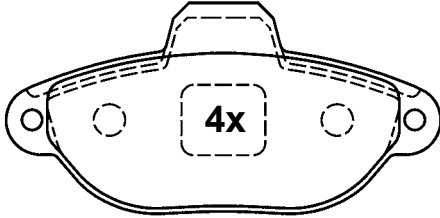
Illustrations plaquettes de frein - Ilustraciones pastillas de freno



Maßstab - scale - scala - échelle - escala 1:2


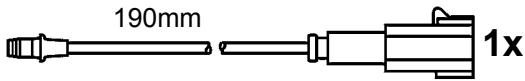
13.0470-3838.2 LD3838 ATE Ceramic

FIAT, FORD



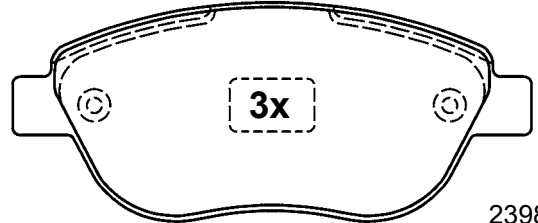
21436 17,0

114,8 x 55,5 x 17,0

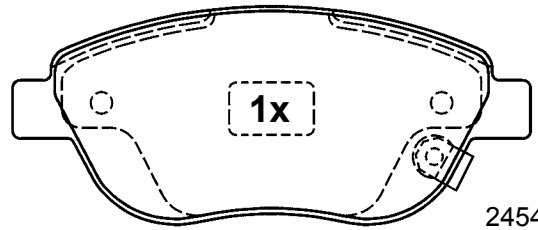


13.0470-3840.2 LD3840 ATE Ceramic

OPEL, VAUXHALL

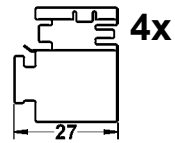
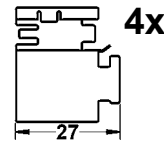
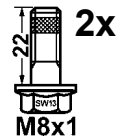


23981 19,6



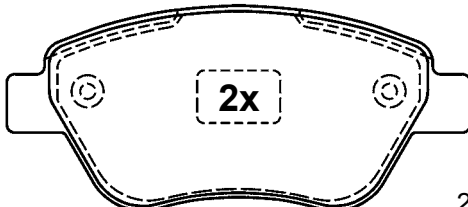
24549 19,6

136,9 x 57,4 x 19,6



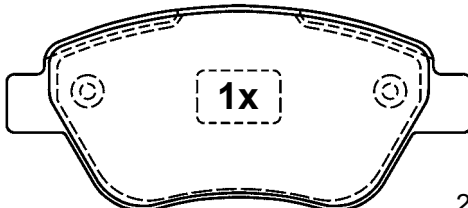
13.0470-3839.2 LD3839 ATE Ceramic

OPEL, VAUXHALL



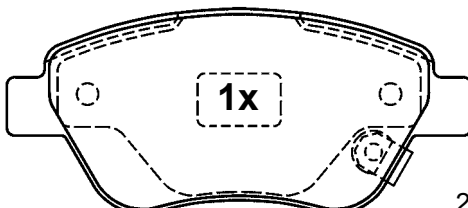
23982 18,1

122,8 x 53,3 x 18,1



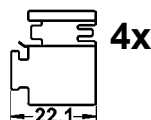
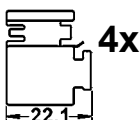
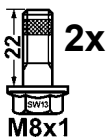
23707 17,9

122,8 x 53,3 x 17,9



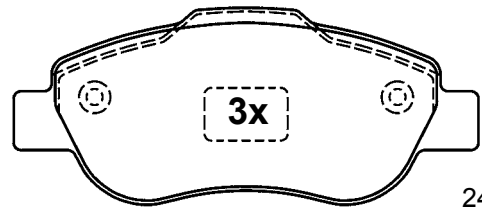
24288 17,9

122,8 x 53,3 x 17,9

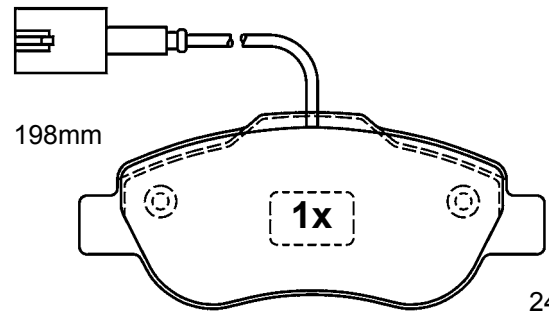


13.0470-3846.2 LD3846 ATE Ceramic

FIAT, FORD

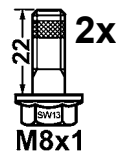


24072 17,9



24764 17,9

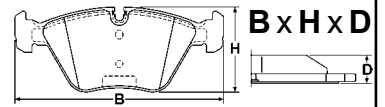
122,8 x 51,7 x 17,9



Abbildungen Scheibenbremsbeläge

Illustrations disc brake pads - Illustrazioni pastiglie freno -

Illustrations plaquettes de frein - Ilustraciones pastillas de freno



Maßstab - scale - scala - échelle - escala 1:2

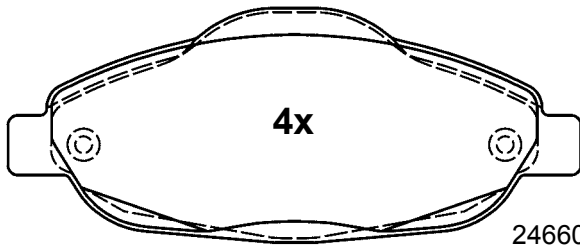
13.0470-3847.2 LD3847 ATE Ceramic



PEUGEOT

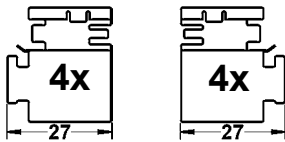
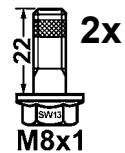


BOS



24660 17,8

151,0 x 62,0 x 17,8



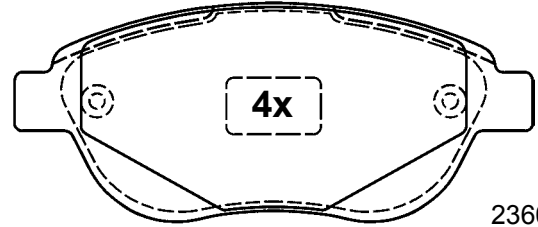
13.0470-3966.2 LD3966 ATE Ceramic



CITROEN, PEUGEOT

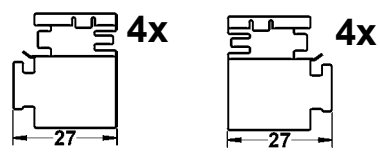
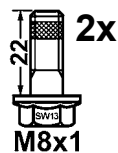


BOS



23600 19,4

136,8 x 57,5 x 19,4



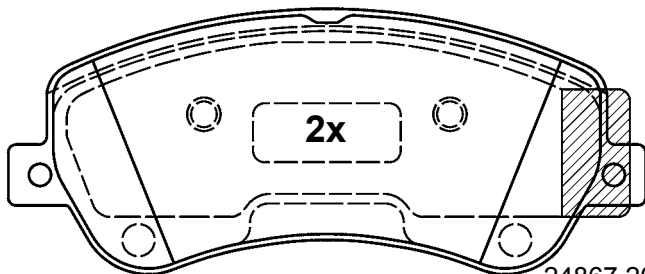
13.0470-3852.2 LD3852 ATE Ceramic



MERCEDES BENZ

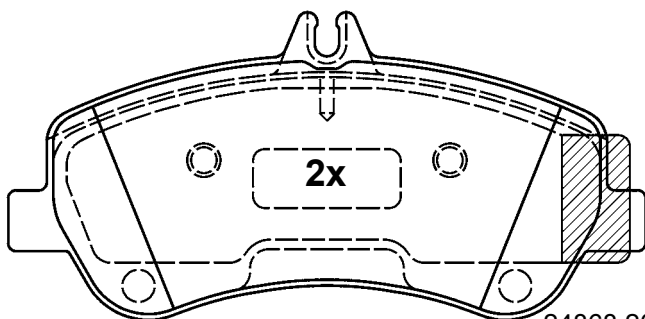


BOS



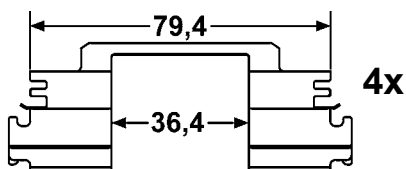
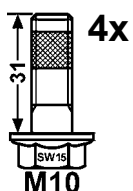
24867 20,7

165,1 x 68,3 x 20,7



24868 20,7

165,1 x 79,5 x 20,7



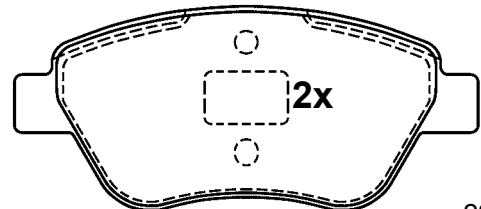
13.0470-3982.2 LD3982 ATE Ceramic



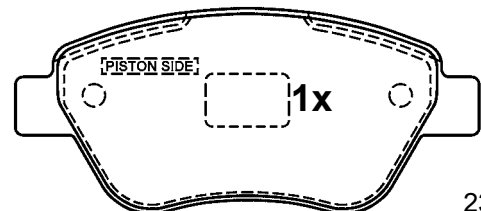
FIAT



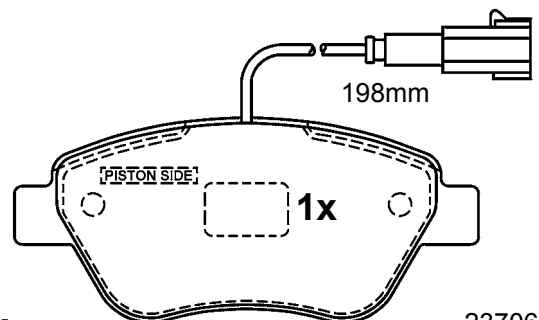
BOS



23705 18,1



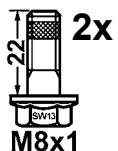
23707 18,1



198mm

23706 18,1

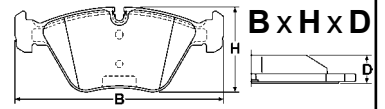
122,8 x 53,3 x 18,1



Abbildungen Scheibenbremsbeläge

Illustrations disc brake pads - Illustrazioni pastiglie freno -

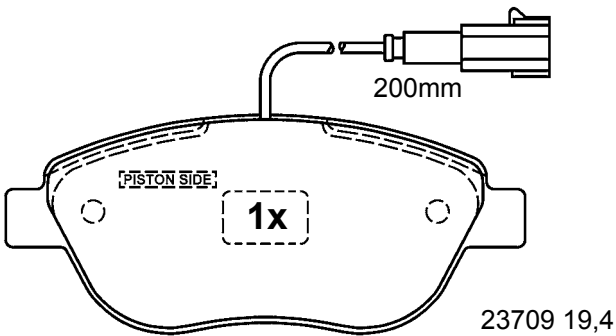
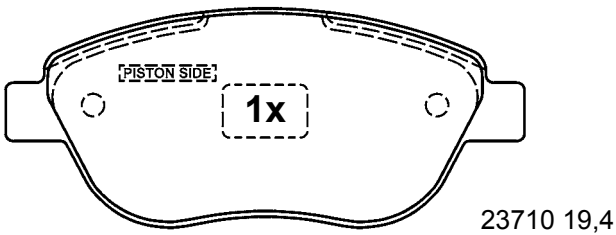
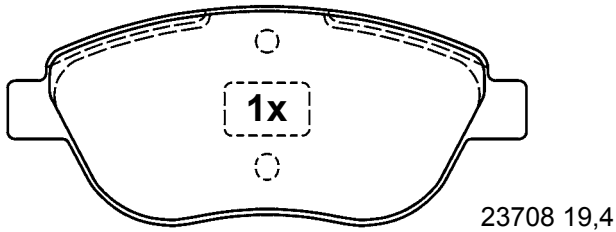
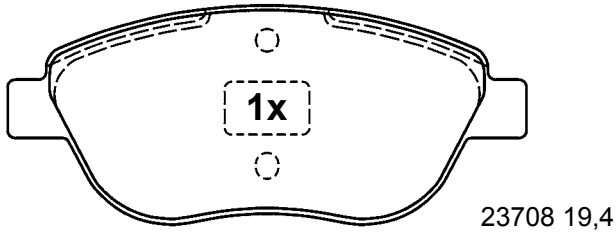
Illustrations plaquettes de frein - Ilustraciones pastillas de freno



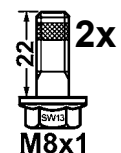
Maßstab - scale - scala - échelle - escala 1:2

13.0470-3983.2 LD3983 ATE Ceramic

FIAT, LANCIA

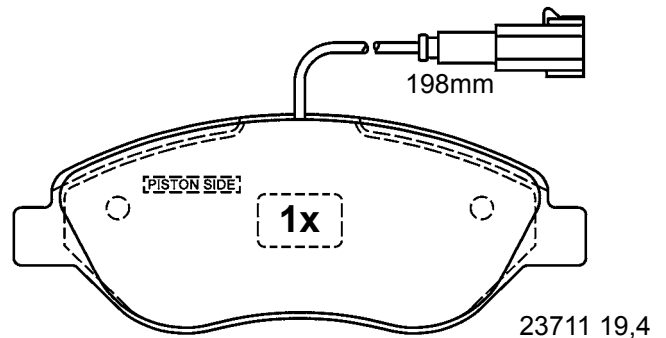
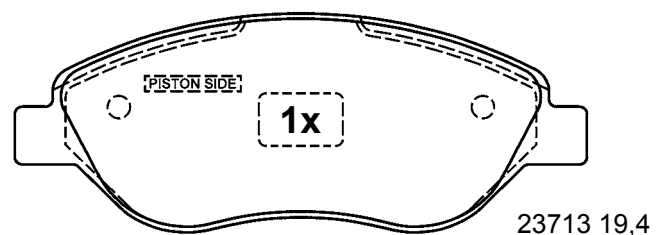
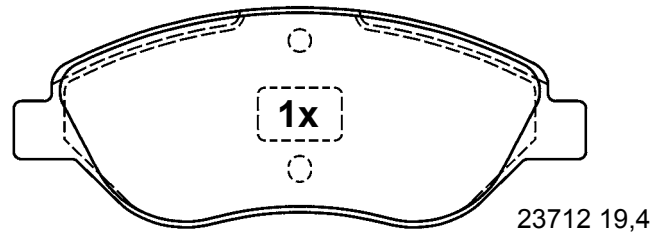
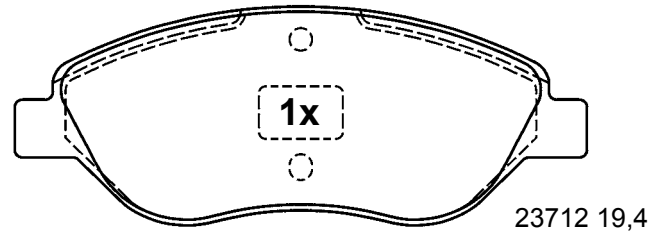


136,8 x 57,4 x 19,4

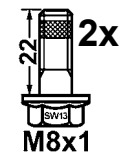


13.0470-3984.2 LD3984 ATE Ceramic

ALFA ROMEO, FIAT, LANCIA



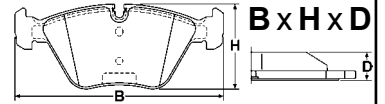
150,8 x 57,4 x 19,4



Abbildungen Scheibenbremsbeläge

Illustrations disc brake pads - Illustrazioni pastiglie freno -

Illustrations plaquettes de frein - Ilustraciones pastillas de freno



Maßstab - scale - scala - échelle - escala 1:2

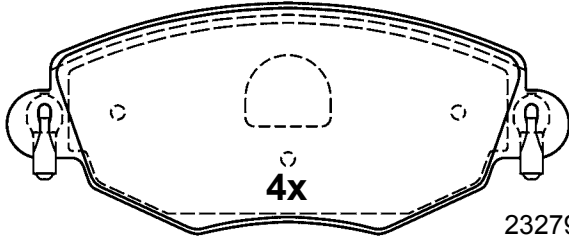
13.0470-3987.2 LD3987 ATE Ceramic



FORD, JAGUAR

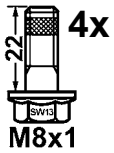


BOS



4x

23279 18,4



148,8 x 60,5 x 18,4

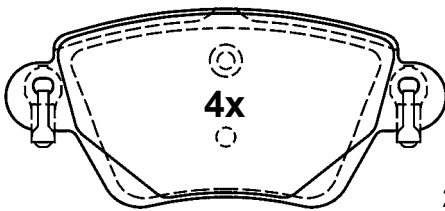
13.0470-3988.2 LD3988 ATE Ceramic



FORD, JAGUAR, RENAULT



BOS



4x

23557 17,2



115,7 x 52 x 17,2

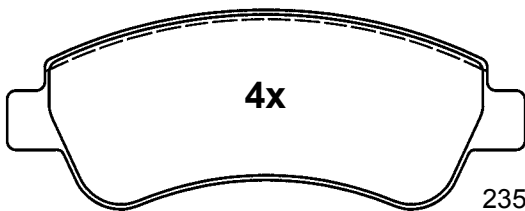
13.0470-3994.2 LD3994 ATE Ceramic



CITROEN, PEUGEOT



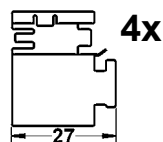
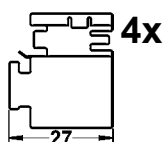
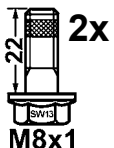
BOS



4x

23599 19,0

136,8 x 52,0 x 19,0



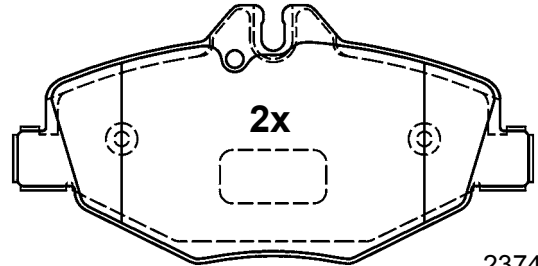
13.0470-3999.2 LD3999 ATE Ceramic



MERCEDES BENZ

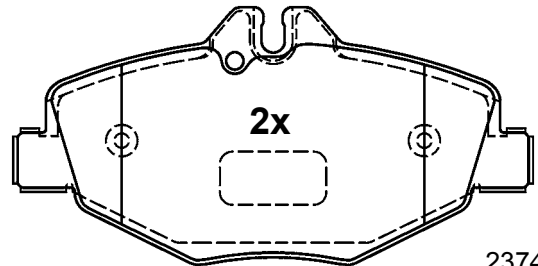
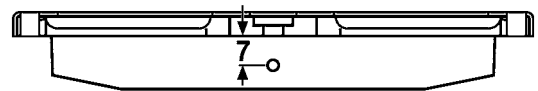


BOS



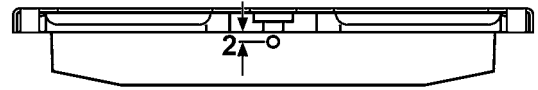
2x

23743 20,1

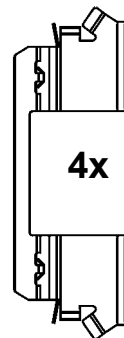


2x

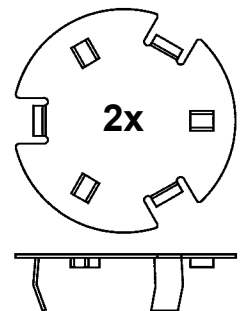
23744 20,1



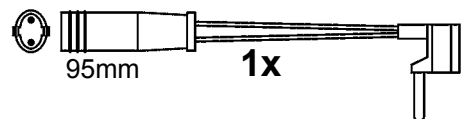
137,0 x 67,8 x 20,1



4x

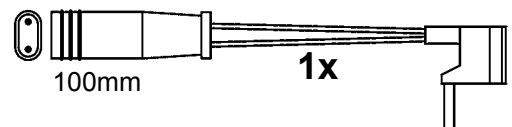


2x



95mm

1x



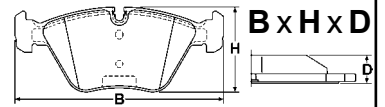
100mm

1x





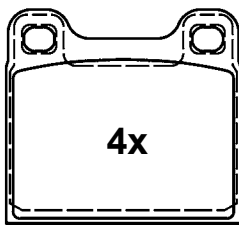


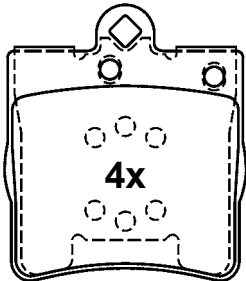
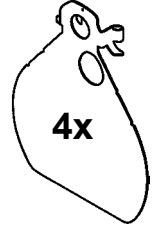




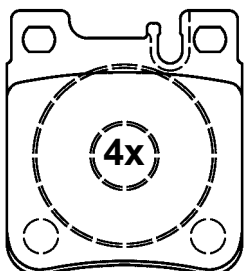


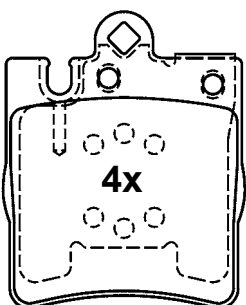
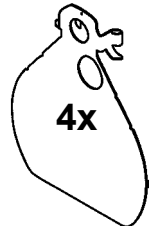
Abbildungen Scheibenbremsbeläge

Illustrations disc brake pads - Illustrazioni pastiglie freno -

Illustrations plaquettes de frein - Ilustraciones pastillas de freno



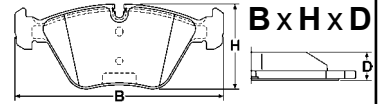
Maßstab - scale - scala - échelle - escala 1:2

13.0470-4044.2 LD4044 	13.0470-4064.2 LD4064 
 VOLVO   <p style="text-align: center;">4x</p> <p style="text-align: right;">20755 15,1</p> <p style="text-align: center;">61,8 x 56,5 x 15,1</p>	 CHRYSLER, MERCEDES BENZ   <p style="text-align: center;">4x</p> <p style="text-align: right;">21919 15,3</p> <p style="text-align: center;">63,8 x 72,8 x 15,3</p>  <p style="text-align: center;">4x</p>
13.0470-4047.2 LD4047 	13.0470-4065.2 LD4065 
 CHRYSLER, MERCEDES BENZ   <p style="text-align: center;">4x</p> <p style="text-align: right;">21305 16,1</p> <p style="text-align: center;">61,8 x 69,5 x 16,1</p>	 MERCEDES BENZ   <p style="text-align: center;">4x</p> <p style="text-align: right;">21899 15,3</p> <p style="text-align: center;">63,7 x 78,0 x 15,3</p>  <p style="text-align: center;">4x</p>

Abbildungen Scheibenbremsbeläge

Illustrations disc brake pads - Illustrazioni pastiglie freno -

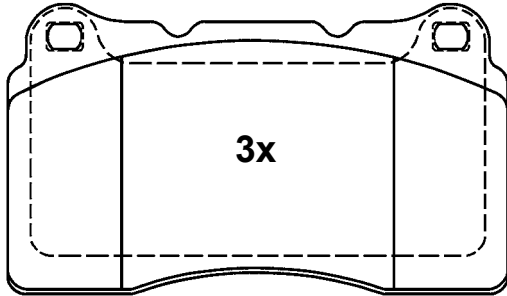
Illustrations plaquettes de frein - Ilustraciones pastillas de freno



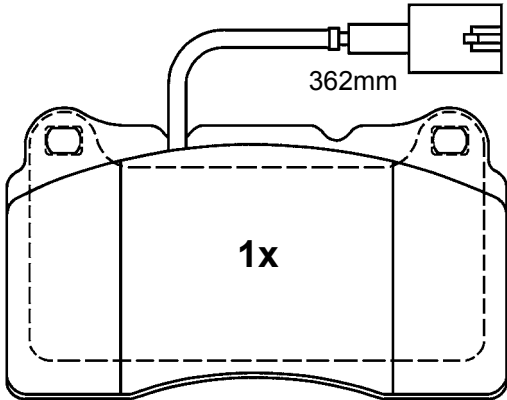
Maßstab - scale - scala - échelle - escala 1:2

13.0470-4803.2 LD4803 ATE Ceramic

ALFA ROMEO

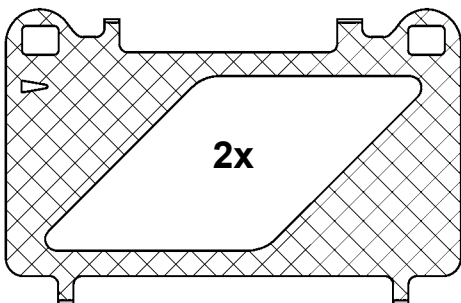
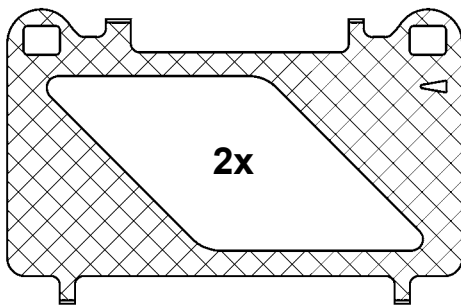


23092 15,6



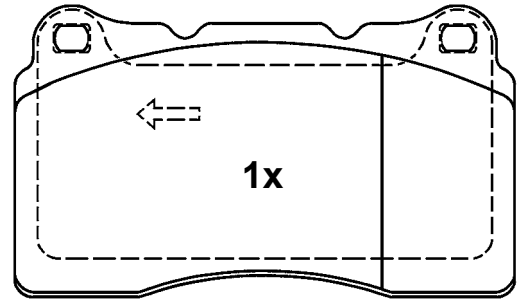
23111 15,6

131,8 x 77,2 x 15,6

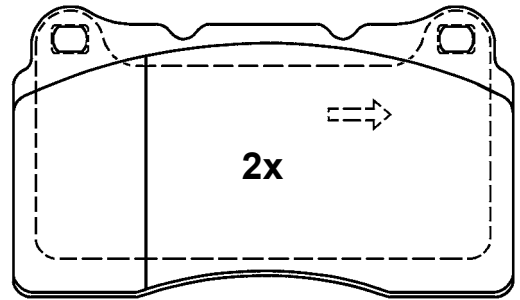


13.0470-4851.2 LD4851 ATE Ceramic

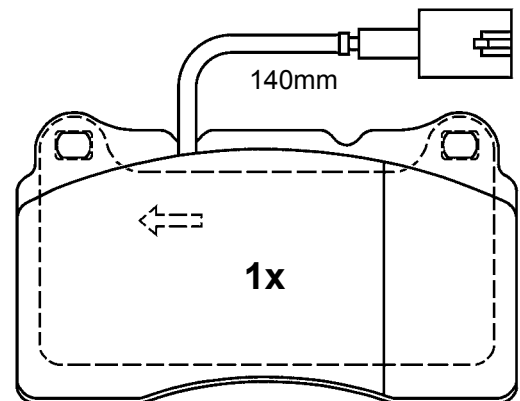
ALFA ROMEO



23092 16,0



23092 16,0



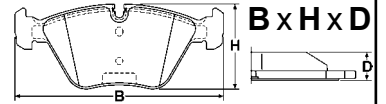
23111 16,0

131,8 x 77,2 x 16,0

Abbildungen Scheibenbremsbeläge

Illustrations disc brake pads - Illustrazioni pastiglie freno -

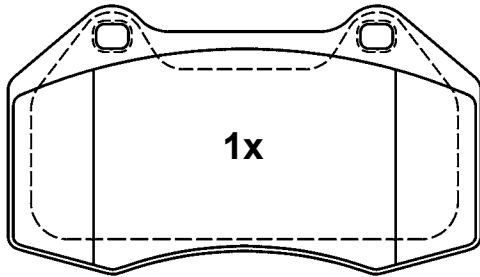
Illustrations plaquettes de frein - Ilustraciones pastillas de freno



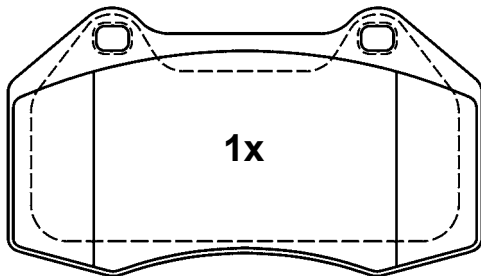
Maßstab - scale - scala - échelle - escala 1:2

13.0470-4853.2 LD4853 ATE Ceramic

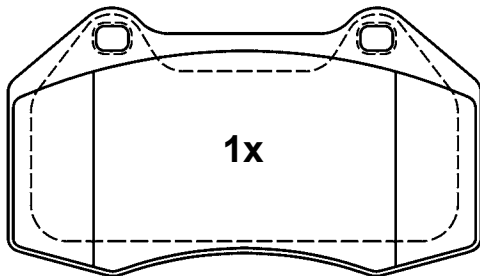
ALFA ROMEO, FIAT



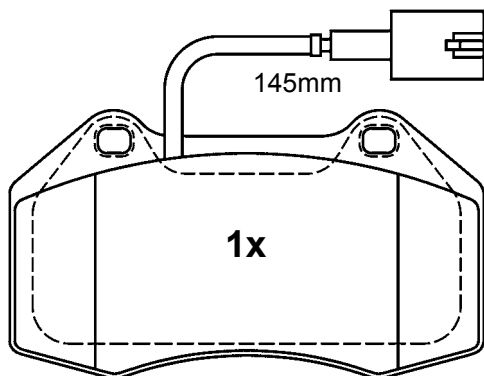
24162 15,2



24162 15,2



24162 15,2

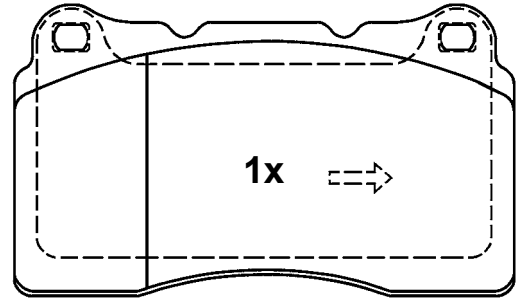


24687 15,2

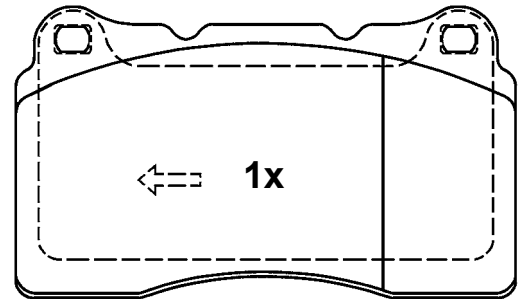
124,6 x 70,4 x 15,2

13.0470-4971.2 LD4971 ATE Ceramic

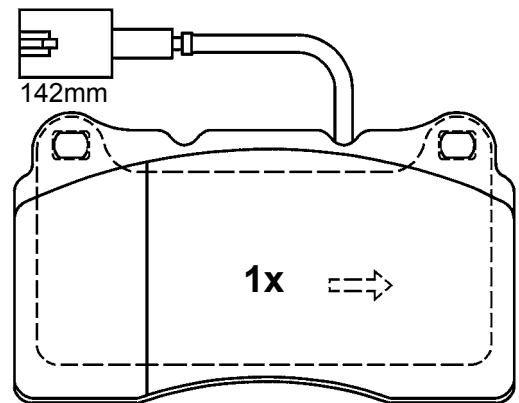
ALFA ROMEO, LANCIA



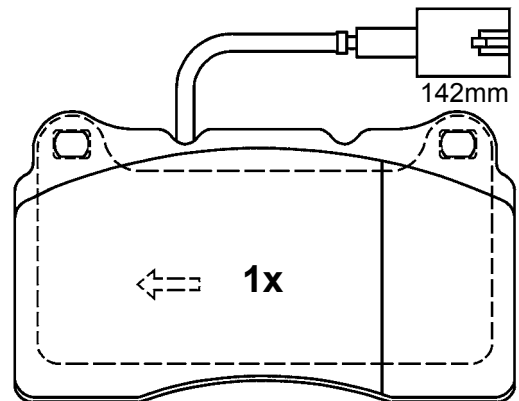
23092 16,0



16,0
(23092)



23110 16,0



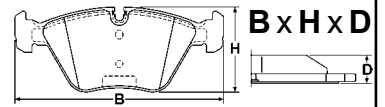
23111 16,0

131,8 x 77,2 x 16,0

Abbildungen Scheibenbremsbeläge

Illustrations disc brake pads - Illustrazioni pastiglie freno -

Illustrations plaquettes de frein - Ilustraciones pastillas de freno



Maßstab - scale - scala - échelle - escala 1:2

13.0470-4977.2 LD4977

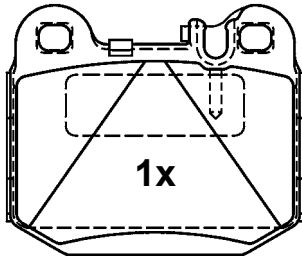
**ATE
Ceramic**



MERCEDES BENZ

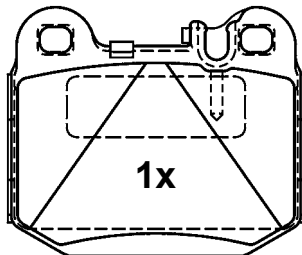


BRE



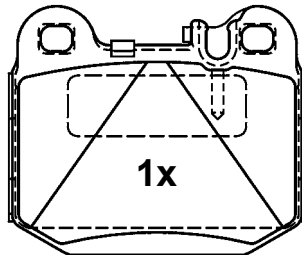
1x

23157 15,8



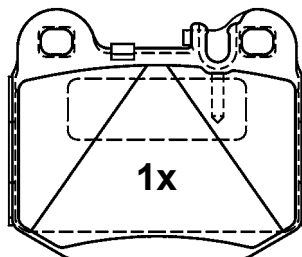
1x

23157 15,8



1x

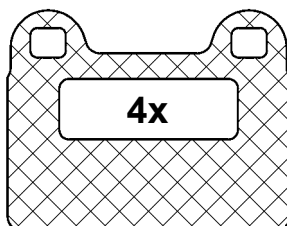
23157 15,8



1x

23157 15,8

76,5 x 65,5 x 15,8



4x

13.0470-4984.2 LD4984

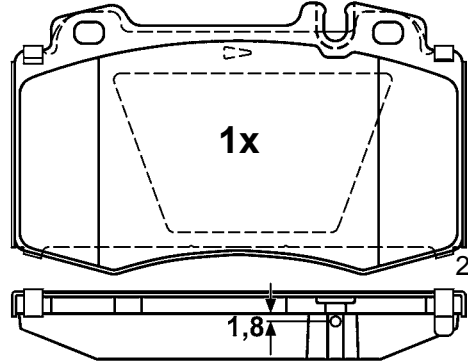
**ATE
Ceramic**



MERCEDES BENZ



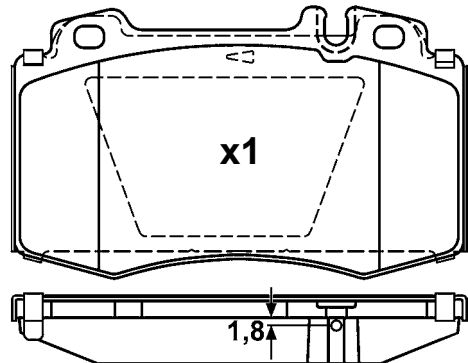
BRE



1x

23271 17,4

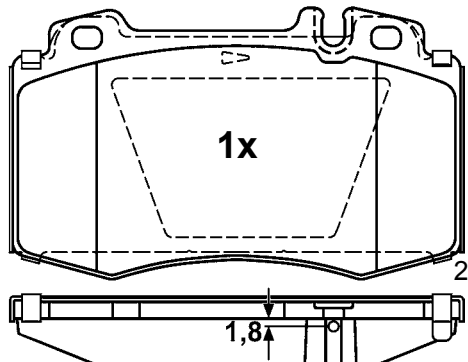
1,8



x1

(23271)
17,4

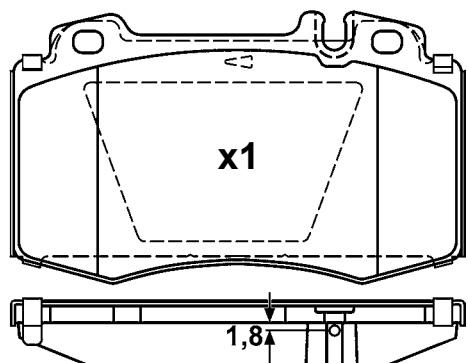
1,8



1x

23271 17,4

1,8



x1

(23271)
17,4

1,8

119,5 x 71,7 x 17,4

Abbildungen Scheibenbremsbeläge

Illustrations disc brake pads - Illustrazioni pastiglie freno -

Illustrations plaquettes de frein - Ilustraciones pastillas de freno



Maßstab - scale - scala - échelle - escala 1:2

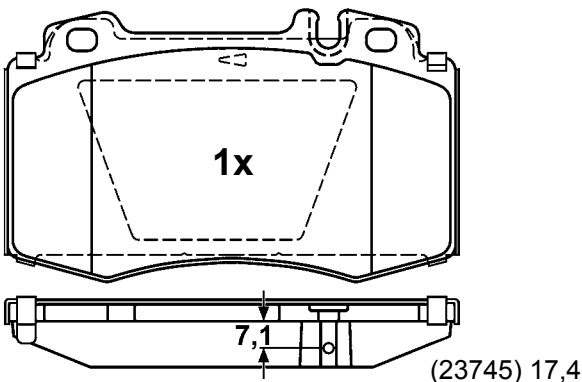
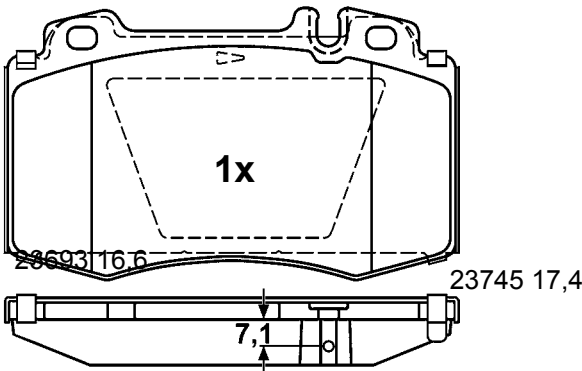
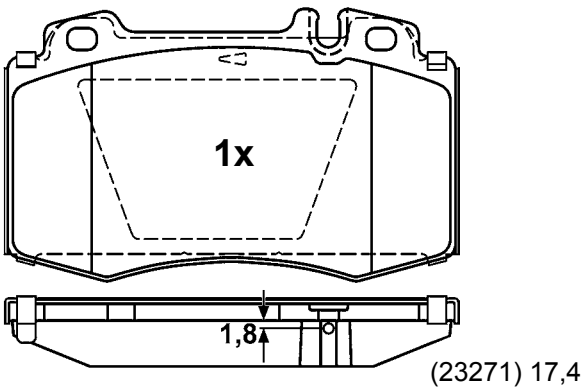
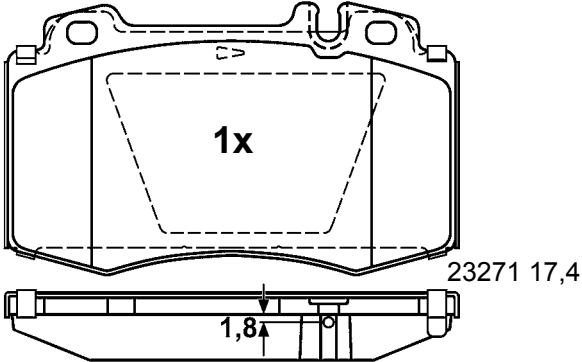
13.0470-4990.2 LD4990 ATE Ceramic



MERCEDES BENZ



BRE



119,5 x 71,7 x 17,4

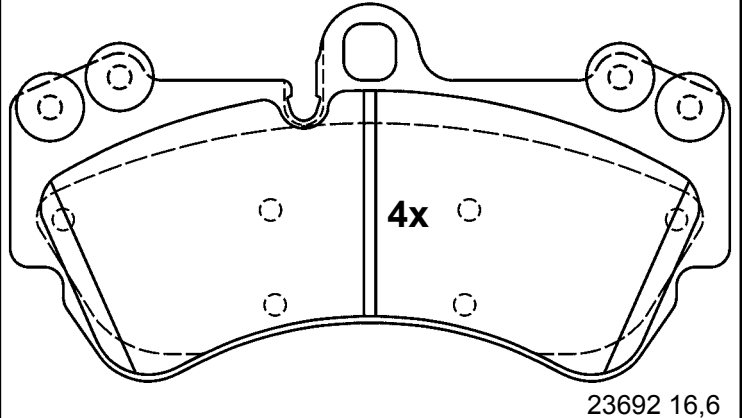
13.0470-4992.2 LD4992 ATE Ceramic



PORSCHE, VOLKSWAGEN



BRE



190 x 99,4 x 16,6

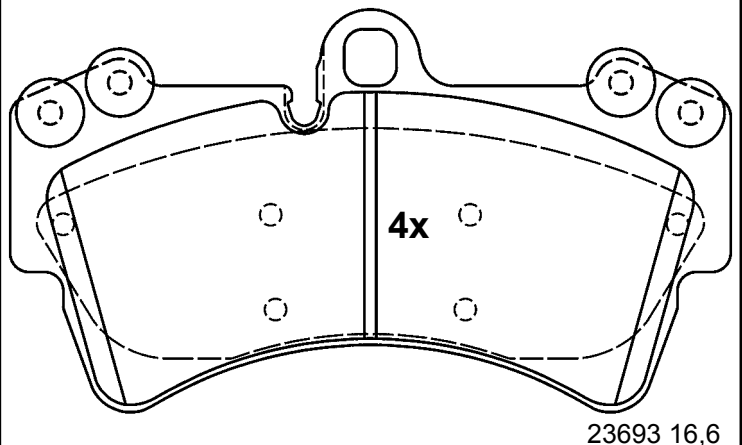
13.0470-4993.2 LD4993 ATE Ceramic



AUDI, PORSCHE, VOLKSWAGEN



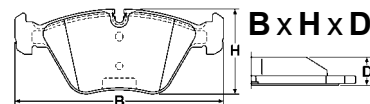
BRE



190,0 x 106,4 x 16,6

Abbildungen Scheibenbremsbeläge

Illustrations disc brake pads - Illustrazioni pastiglie freno -
Illustrations plaquettes de frein - Ilustraciones pastillas de freno



Maßstab - scale - scala - échelle - escala 1:2

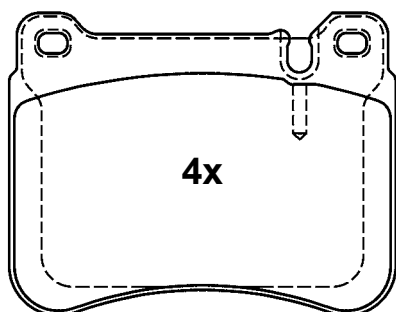
13.0470-4994.2 LD4994 ATE Ceramic



MERCEDES BENZ



BRE



4x

23945 16,5

101,7 x 79,3 x 16,5

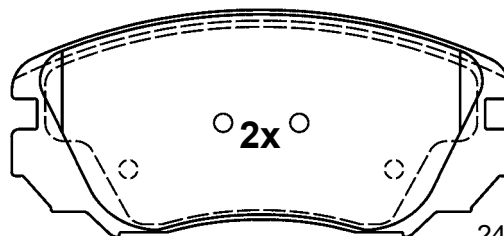
13.0470-5611.2 LD5611 ATE Ceramic



CHEVROLET ,OPEL,
SAAB, VAUXHALL

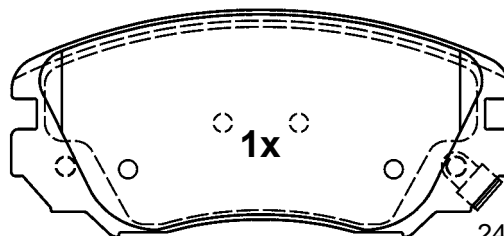


MAN



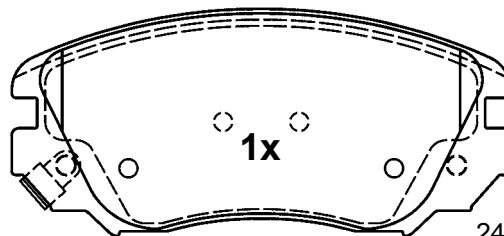
2x

24415 19,1



1x

24416 19,1



1x

24417 19,1

131,4 x 59,7 x 19,1

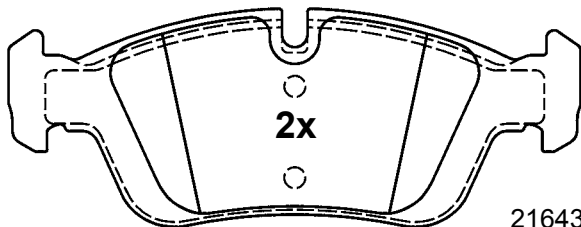
13.0470-5405.2 LD5405 ATE Ceramic



BMW



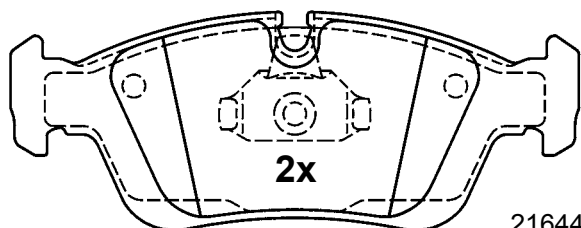
ATE



2x

21643 17,8

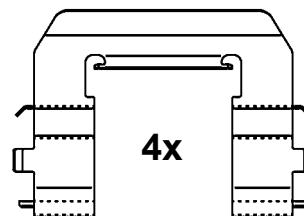
151,3 x 57,3 x 17,8



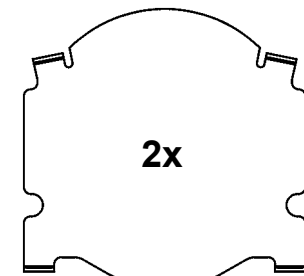
2x

21644 17,8

150,1 x 57,3 x 17,8



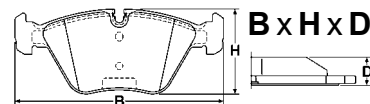
4x



2x

Abbildungen Scheibenbremsbeläge

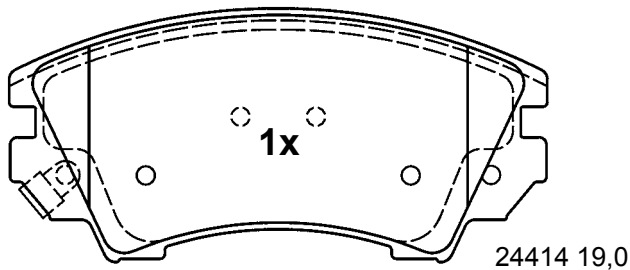
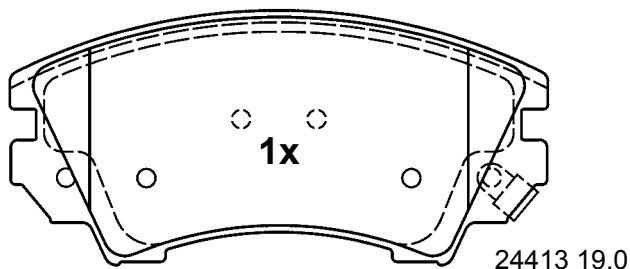
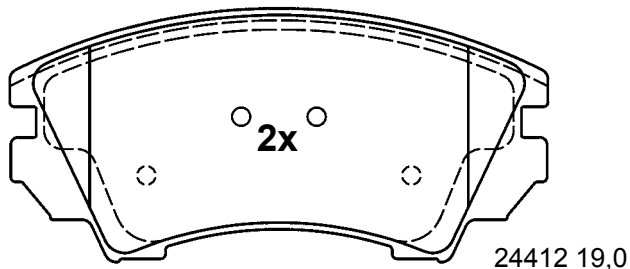
Illustrations disc brake pads - Illustrazioni pastiglie freno -
Illustrations plaquettes de frein - Ilustraciones pastillas de freno



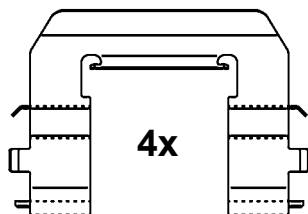
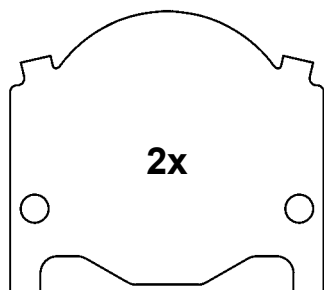
Maßstab - scale - scala - échelle - escala 1:2

13.0470-5612.2 LD5612 ATE Ceramic

 CHEVROLET ,OPEL,
SAAB, VAUXHALL

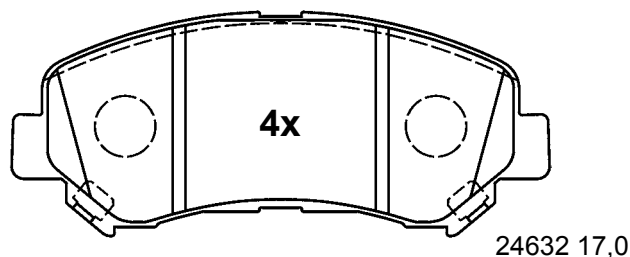


141,9 x 66,7 x 19,0



13.0470-5752.2 LD5752 ATE Ceramic

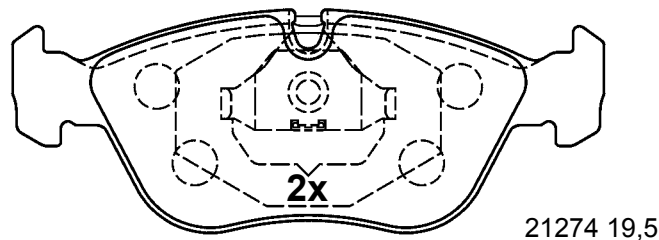
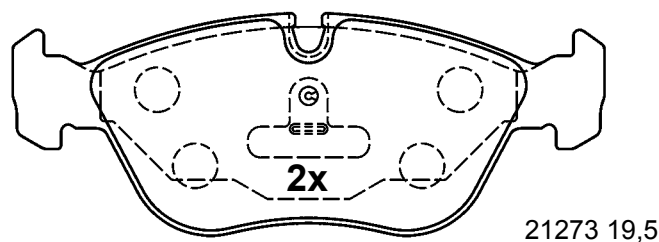
 NISSAN



142,0 x 59,0 x 17,0

13.0470-7053.2 LD7053 ATE Ceramic

 VOLVO

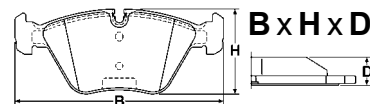


156,3 x 58,5 x 19,5

Abbildungen Scheibenbremsbeläge

Illustrations disc brake pads - Illustrazioni pastiglie freno -

Illustrations plaquettes de frein - Ilustraciones pastillas de freno



Maßstab - scale - scala - échelle - escala 1:2

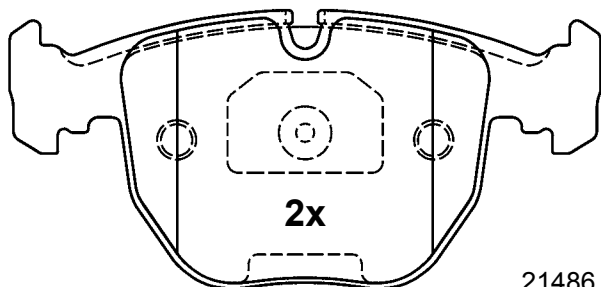
13.0470-7078.2 LD7078 ATE Ceramic



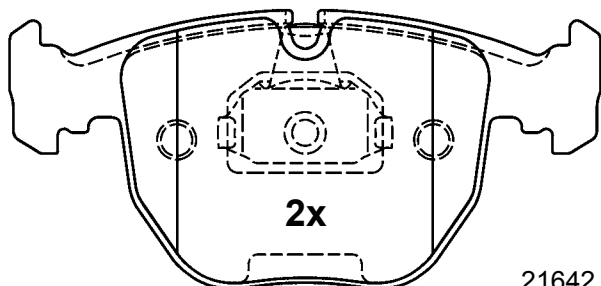
BMW



ATE



21486 19,3



21642 19,3

156,3 x 73,2 x 19,3

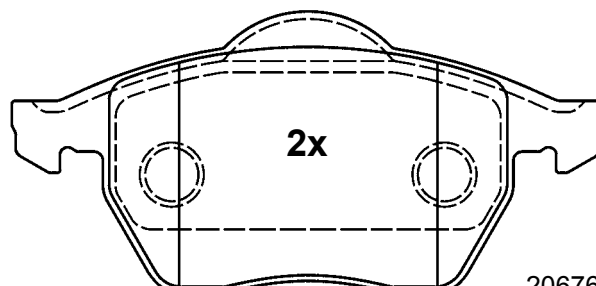
13.0470-7081.2 LD7081 ATE Ceramic



AUDI, SEAT, SKODA,
VOLKSWAGEN

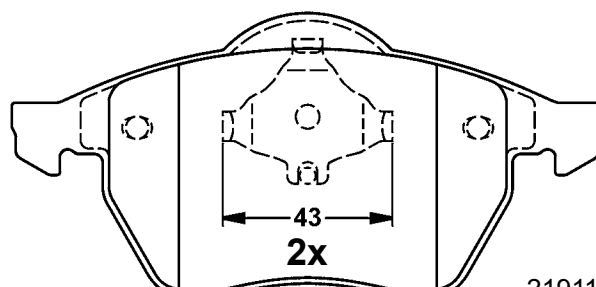


ATE



20676 19,8

156,3 x 74,0 x 19,8



21911 20,3

156,3 x 74,0 x 20,3

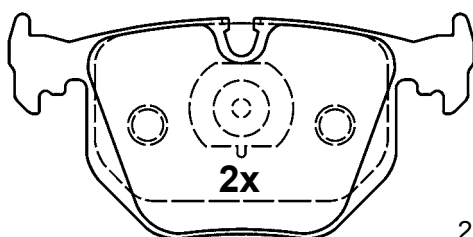
13.0470-7079.2 LD7079 ATE Ceramic



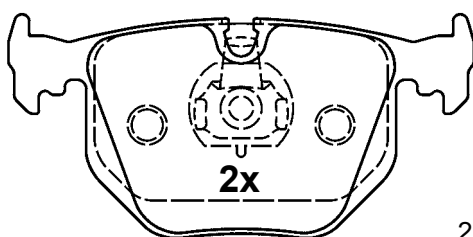
BMW, LAND ROVER



ATE



21282 17,3



21487 17,3

123,0 x 59,2 x 17,3

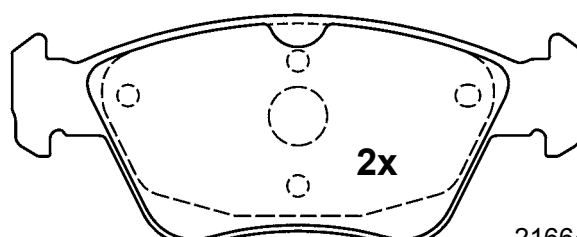
13.0470-7086.2 LD7086 ATE Ceramic



MERCEDES BENZ

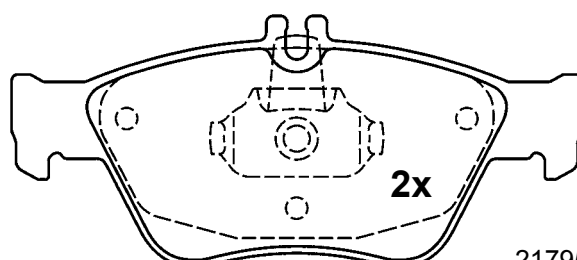


ATE



21664 19,8

151,3 x 59,8 x 19,8



21795 19,8

150,1 x 66,2 x 19,8

Abbildungen Scheibenbremsbeläge

Illustrations disc brake pads - Illustrazioni pastiglie freno -

Illustrations plaquettes de frein - Ilustraciones pastillas de freno



Maßstab - scale - scala - échelle - escala 1:2

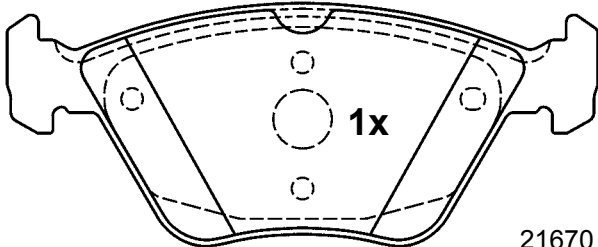
13.0470-7087.2 LD7087 ATE Ceramic



CHRYSLER, MERCEDES BENZ

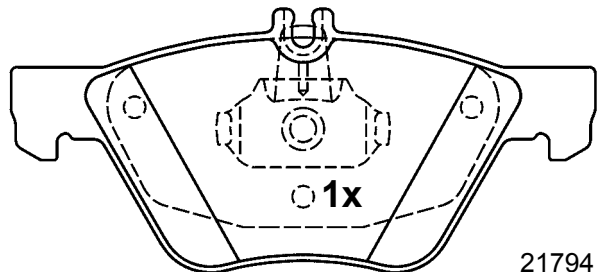


ATE



21670 19,4

156,3 x 63,5 x 19,4



21794 19,4

155,1 x 69,3 x 19,4

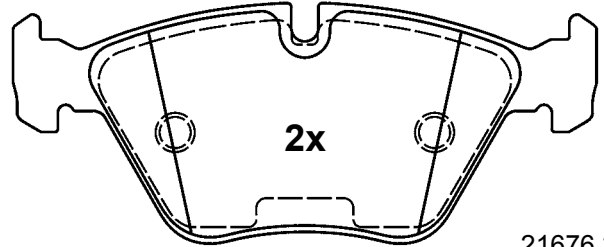
13.0470-7089.2 LD7089 ATE Ceramic



BMW

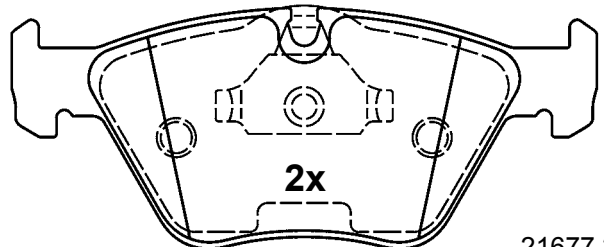


ATE



21676 20,3

154,6 x 63,5 x 20,3



21677 20,3

155,1 x 63,5 x 20,3

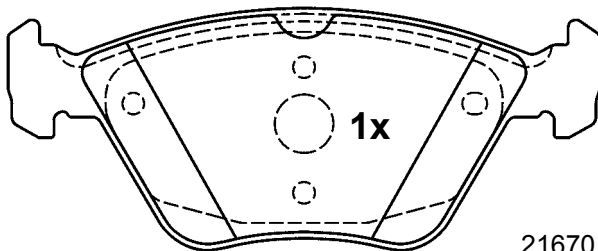
13.0470-7090.2 LD7090 ATE Ceramic



BMW

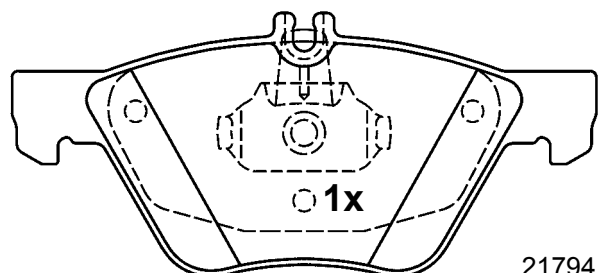


ATE



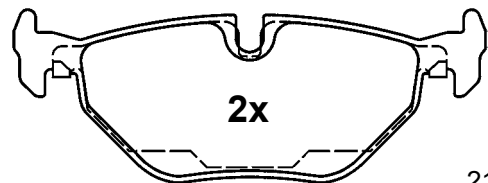
21670 19,4

156,3 x 63,5 x 19,4

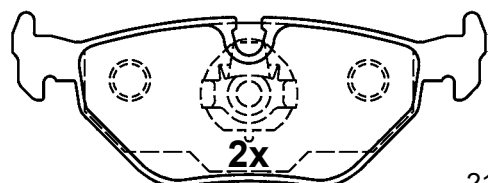


21794 19,4

155,1 x 69,3 x 19,4



21891 17,3



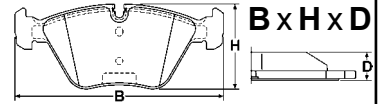
21691 17,3

123,0 x 44,9 x 17,3

Abbildungen Scheibenbremsbeläge

Illustrations disc brake pads - Illustrazioni pastiglie freno -

Illustrations plaquettes de frein - Ilustraciones pastillas de freno



Maßstab - scale - scala - échelle - escala 1:2

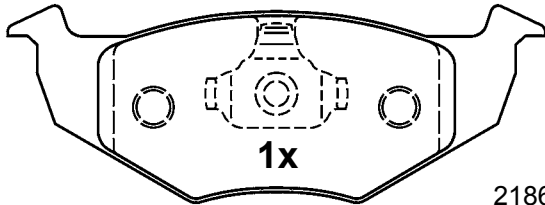
13.0470-7100.2 LD7100 ATE Ceramic



SEAT, SKODA, VOLKSWAGEN



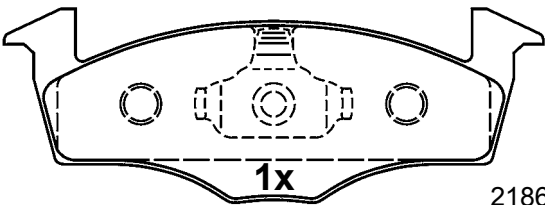
VW



1x

21866 17,2

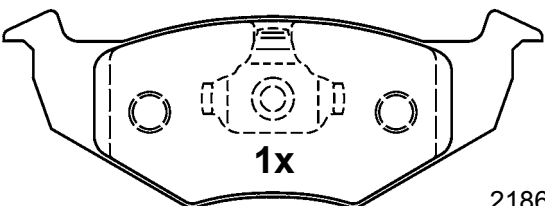
141,8 x 51,2 x 17,2



1x

21868 17,2

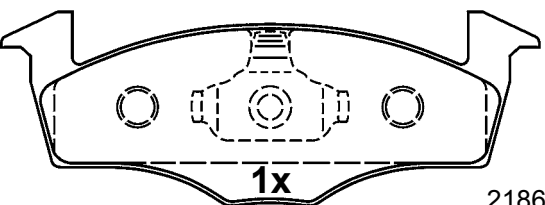
141,8 x 50,6 x 17,2



1x

21866 17,2

141,8 x 51,2 x 17,2



1x

21868 17,2

141,8 x 50,6 x 17,2

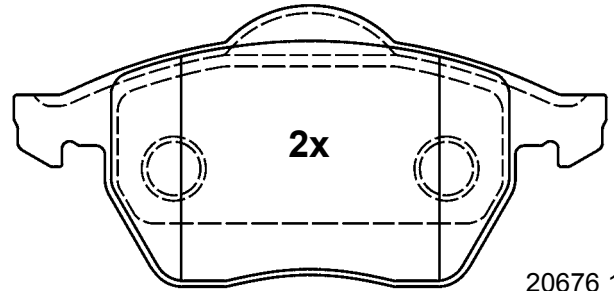
13.0470-7110.2 LD7110 ATE Ceramic



AUDI, SEAT, SKODA, VOLKSWAGEN



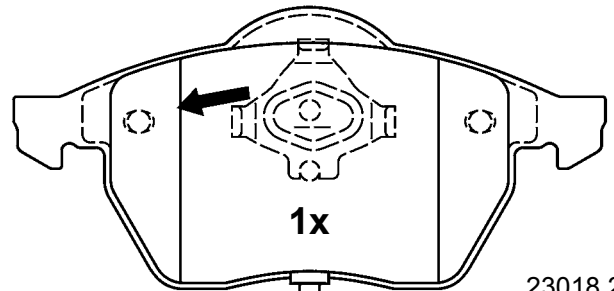
ATE



2x

20676 19,8

156,3 x 74,0 x 19,8

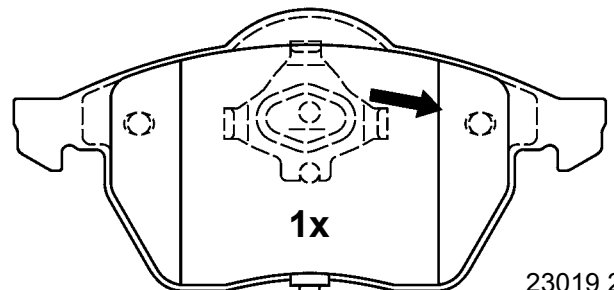


1x

23018 20,3

200mm

156,3 x 74,0 x 20,3



1x

23019 20,3

200mm

156,3 x 74,0 x 20,3

Abbildungen Scheibenbremsbeläge

Illustrations disc brake pads - Illustrazioni pastiglie freno -

Illustrations plaquettes de frein - Ilustraciones pastillas de freno



Maßstab - scale - scala - échelle - escala 1:2

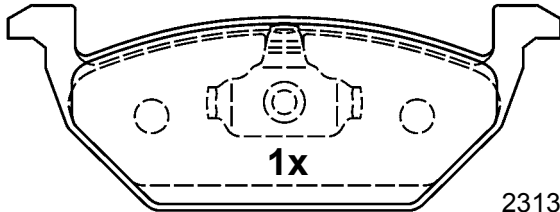
13.0470-7111.2 LD7111 ATE Ceramic



AUDI, SEAT, SKODA,
VOLKSWAGEN

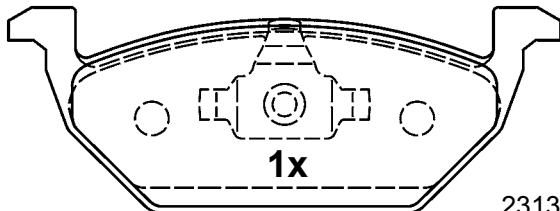


VW



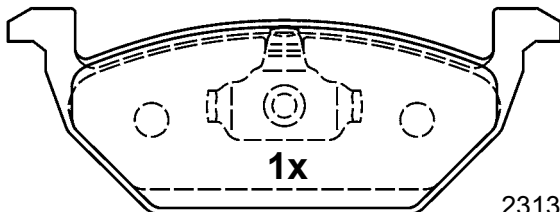
1x

23130 19,6



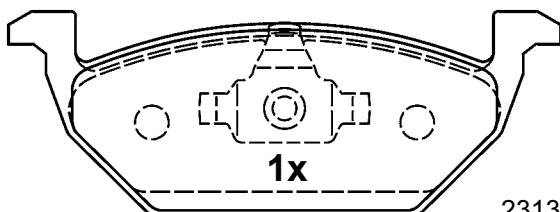
1x

23131 19,6



1x

23130 19,6



1x

23131 19,6

146,0 x 54,7 x 19,6

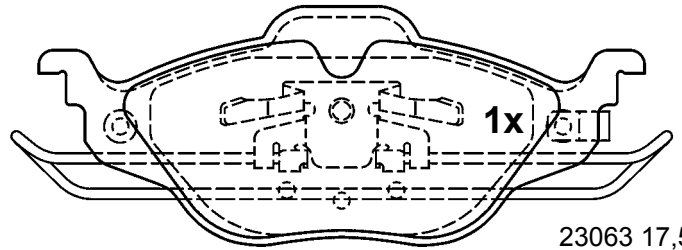
13.0470-7115.2 LD7115 ATE Ceramic



OPEL, VAUXHALL



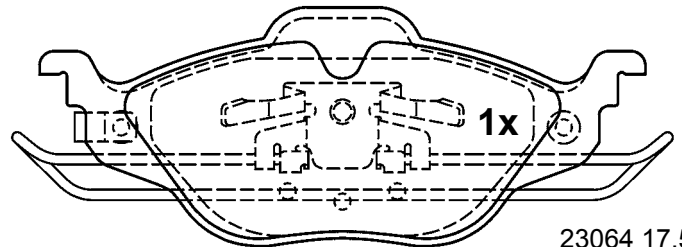
ATE



1x

23063 17,5

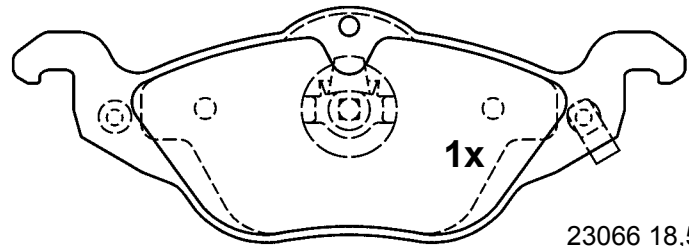
160,0 x 63,0 x 17,5



1x

23064 17,5

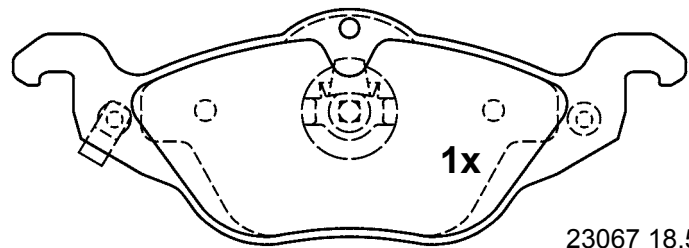
160,0 x 63,0 x 17,5



1x

23066 18,5

177,6 x 62,0 x 18,5



1x

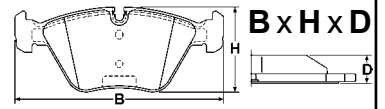
23067 18,5

177,6 x 62,0 x 18,5

Abbildungen Scheibenbremsbeläge

Illustrations disc brake pads - Illustrazioni pastiglie freno -

Illustrations plaquettes de frein - Ilustraciones pastillas de freno



Maßstab - scale - scala - échelle - escala 1:2

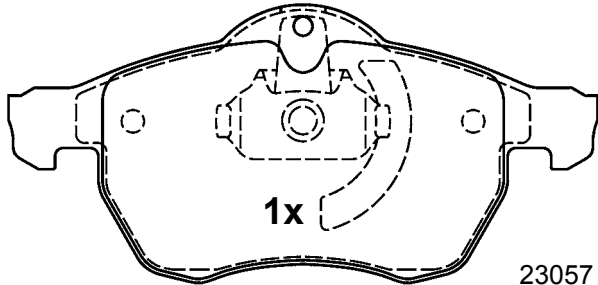
13.0470-7116.2 LD7116 ATE Ceramic



OPEL, VAUXHALL



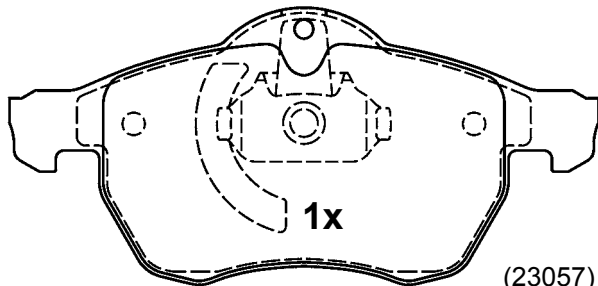
ATE



1x

23057 20,2

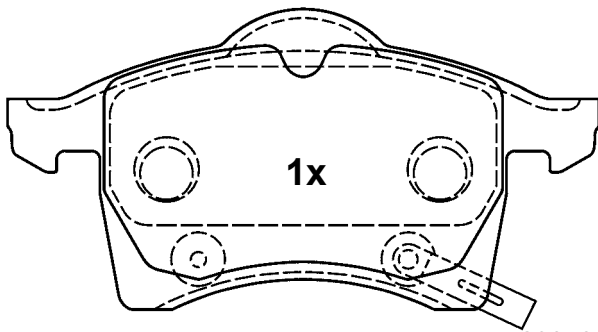
155,1 x 71,4 x 20,2



1x

(23057) 20,2

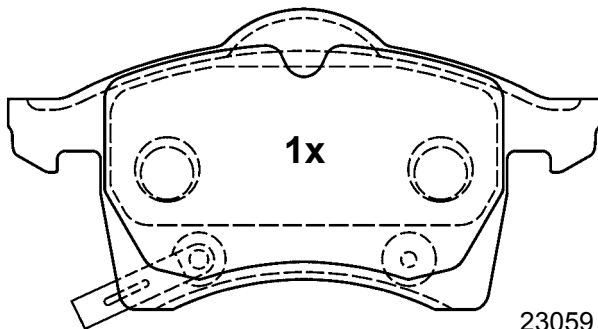
155,1 x 71,4 x 20,2



1x

23058 19,6

156,3 x 78,5 x 19,6



1x

23059 19,6

156,3 x 78,5 x 19,6

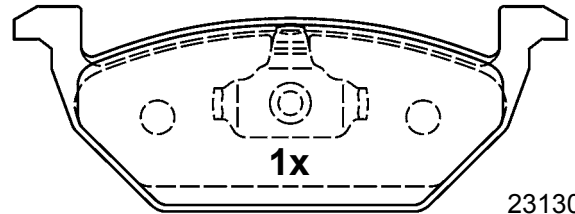
13.0470-7117.2 LD7117 ATE Ceramic



AUDI, SEAT, SKODA,
VOLKSWAGEN

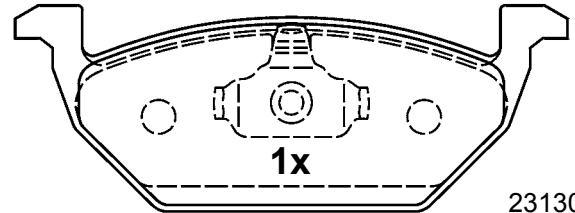


VW



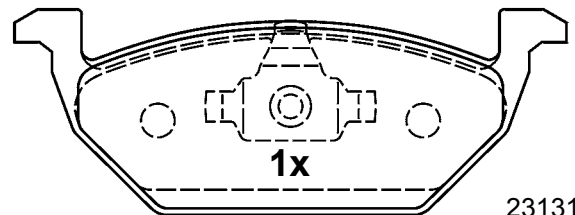
1x

23130 19,6



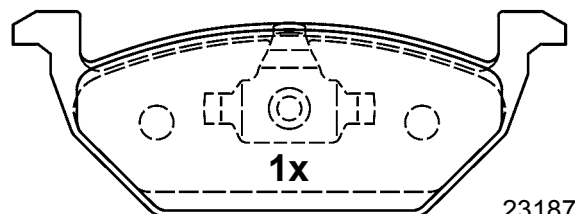
1x

23130 19,6



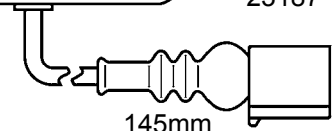
1x

23131 19,6



1x

23187 19,6



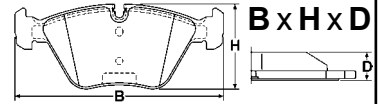
145mm

146,0 x 54,7 x 19,6

Abbildungen Scheibenbremsbeläge

Illustrations disc brake pads - Illustrazioni pastiglie freno -

Illustrations plaquettes de frein - Ilustraciones pastillas de freno



Maßstab - scale - scala - échelle - escala 1:2

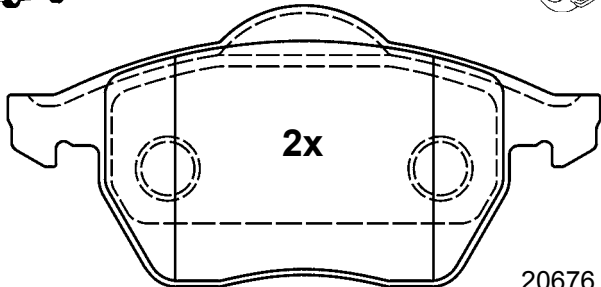
13.0470-7122.2 LD7122 ATE Ceramic



AUDI, SEAT, SKODA, VW



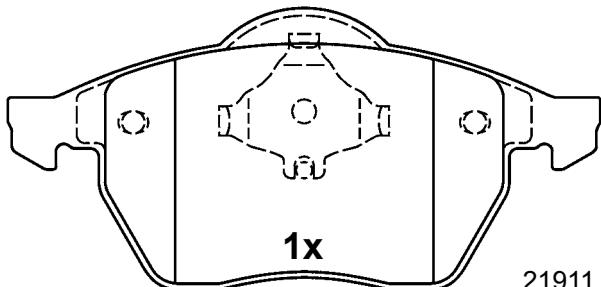
ATE



2x

156,3 x 74,0 x 19,8

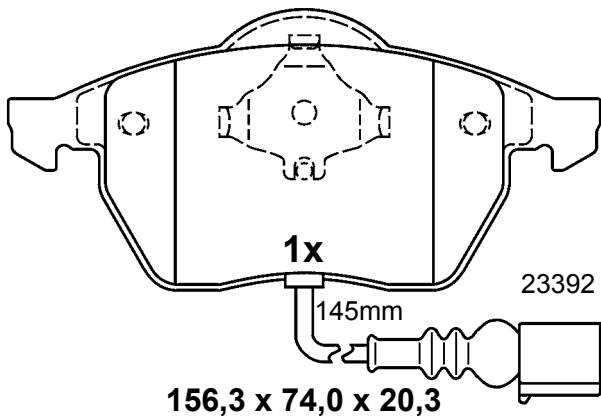
20676 19,8



1x

156,3 x 74,0 x 20,3

21911 20,3



1x

156,3 x 74,0 x 20,3

23392 20,3

145mm

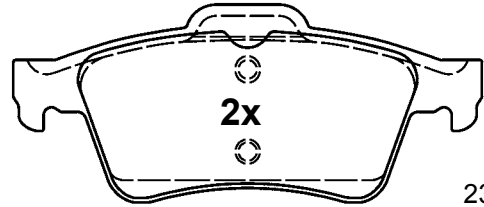
13.0470-7137.2 LD7137 ATE Ceramic



NISSAN, RENAULT

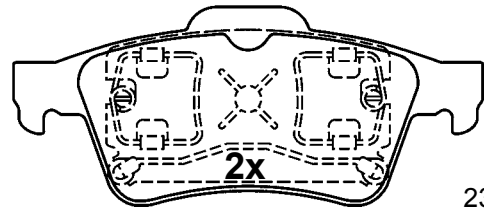


ATE



2x

23482 15,8



2x

123,0 x 51,9 x 15,8

23483 15,8

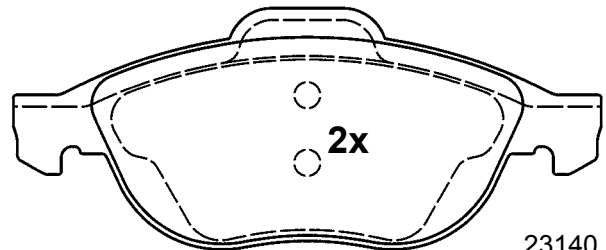
13.0470-7139.2 LD7139 ATE Ceramic



ALFA ROMEO, LANCIA



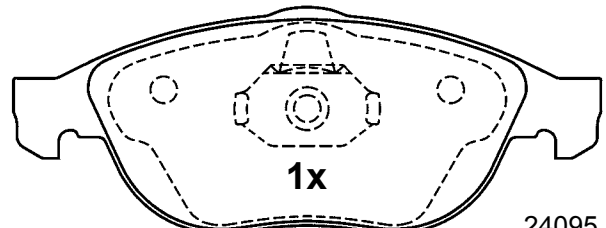
ATE



2x

156,3 x 63,8 x 19,4

23140 19,4



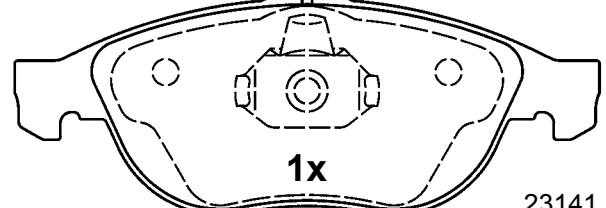
1x

155,1 x 59,3 x 19,4

24095 19,4



198mm



1x

155,1 x 59,3 x 19,4

23141 19,4

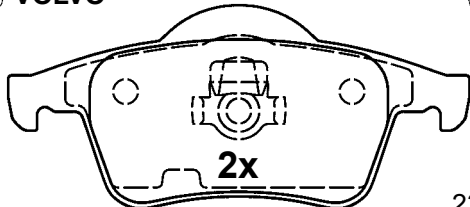
13.0470-7135.2 LD7135 ATE Ceramic



VOLVO



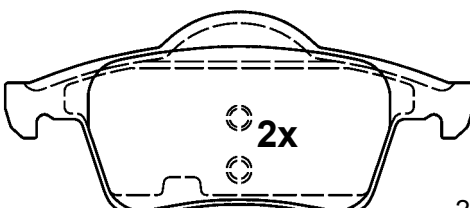
ATE



2x

122,4 x 53,7 x 17,5

23076 17,5



2x

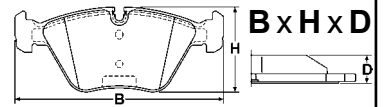
123,6 x 53,7 x 17,5

23077 17,5

Abbildungen Scheibenbremsbeläge

Illustrations disc brake pads - Illustrazioni pastiglie freno -

Illustrations plaquettes de frein - Ilustraciones pastillas de freno



Maßstab - scale - scala - échelle - escala 1:2

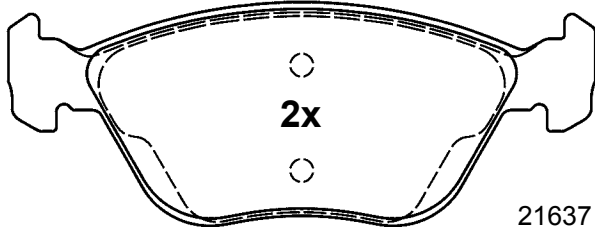
13.0470-7140.2 LD7140 ATE Ceramic



ALFA ROMEO, FIAT, LANCIA



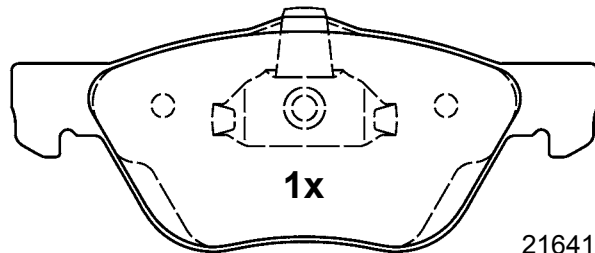
ATE



2x

21637 19,3

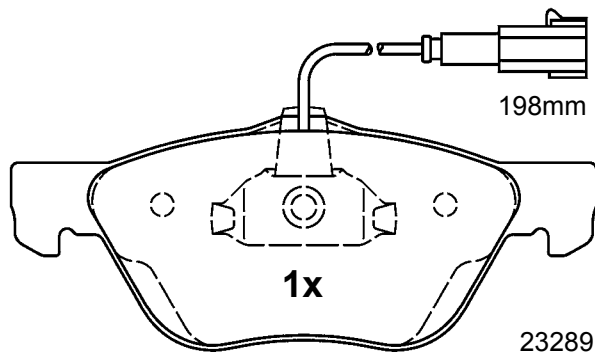
156,3 x 59,1 x 19,3



1x

21641 19,3

155,1 x 61,8 x 19,3



198mm

1x

23289 19,3

155,1 x 61,8 x 19,3

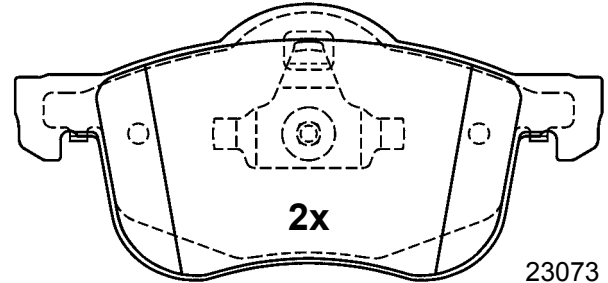
13.0470-7145.2 LD7145 ATE Ceramic



VOLVO



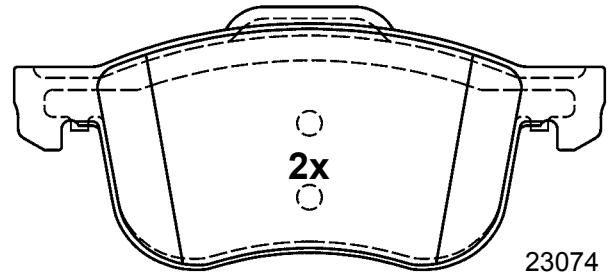
ATE



2x

23073 18,8

155,1 x 72,5 x 18,8



2x

23074 18,8

156,3 x 69,1 x 18,8

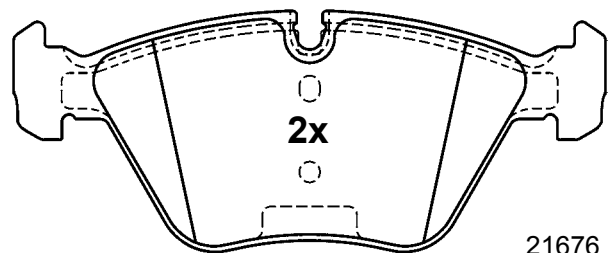
13.0470-7155.2 LD7155 ATE Ceramic



BMW, MG, ROVER



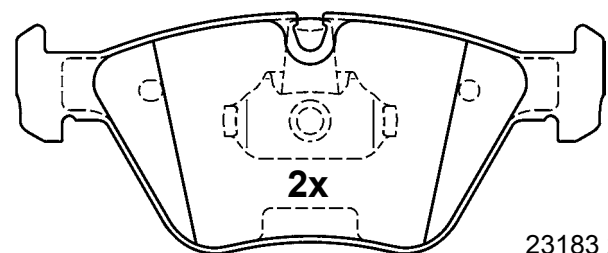
ATE



2x

21676 20,3

156,3 x 63,5 x 20,3



2x

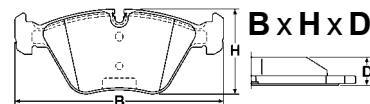
23183 20,3

155,1 x 63,5 x 20,3

Abbildungen Scheibenbremsbeläge

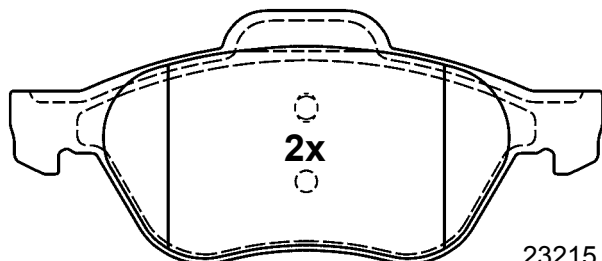
Illustrations disc brake pads - Illustrazioni pastiglie freno -

Illustrations plaquettes de frein - Ilustraciones pastillas de freno



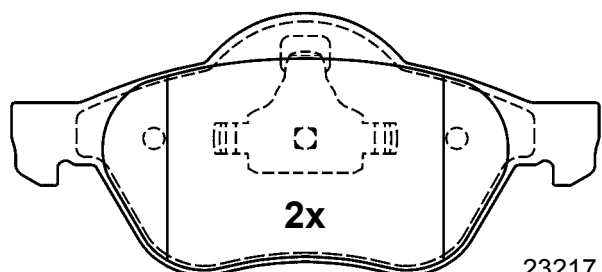
Maßstab - scale - scala - échelle - escala 1:2

13.0470-7157.2 LD7157 ATE Ceramic



156,3 x 66,8 x 18,3

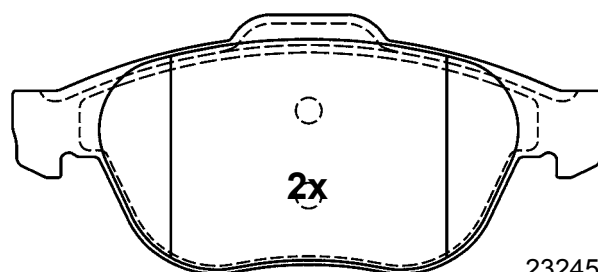
23215 18,3



155,1 x 68,9 x 18,3

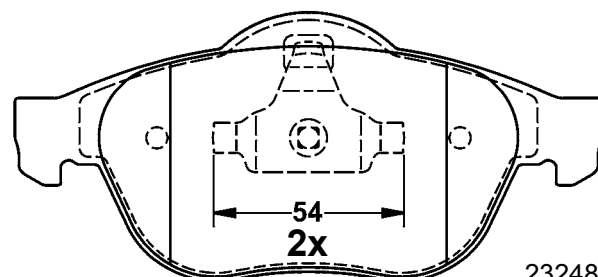
23217 18,3

13.0470-7159.2 LD7159 ATE Ceramic



156,3 x 68,3 x 18,3

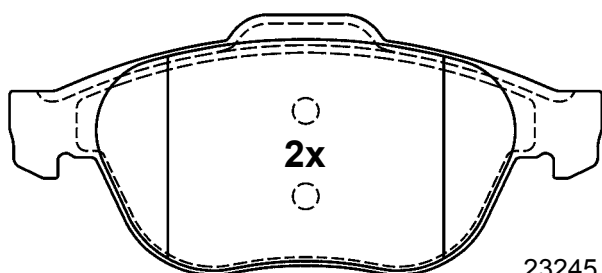
23245 18,3



155,1 x 70,8 x 18,3

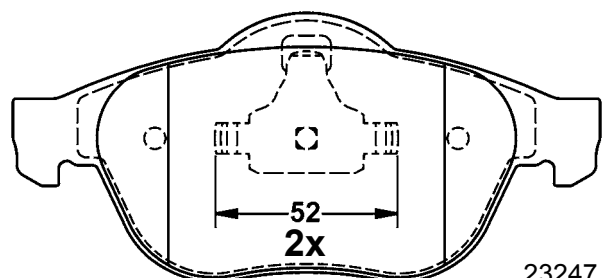
23248 18,3

13.0470-7158.2 LD7158 ATE Ceramic



156,3 x 68,3 x 18,3

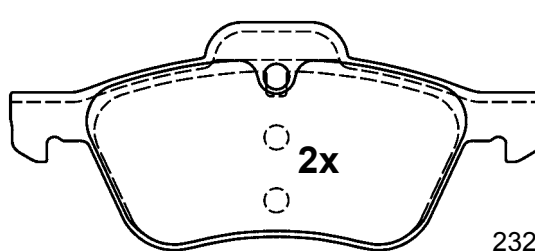
23245 18,3



155,1 x 70,8 x 18,3

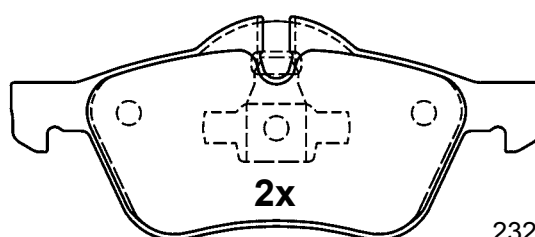
23247 18,3

13.0470-7161.2 LD7161 ATE Ceramic



140,1 x 59,8 x 18,3

23281 18,3



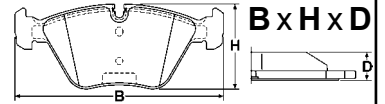
140,1 x 58,7 x 18,3

23282 18,3

Abbildungen Scheibenbremsbeläge

Illustrations disc brake pads - Illustrazioni pastiglie freno -

Illustrations plaquettes de frein - Ilustraciones pastillas de freno

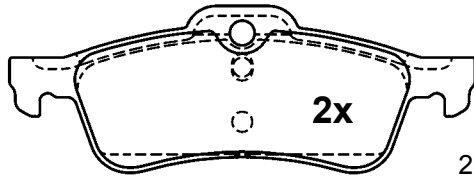


Maßstab - scale - scala - échelle - escala 1:2

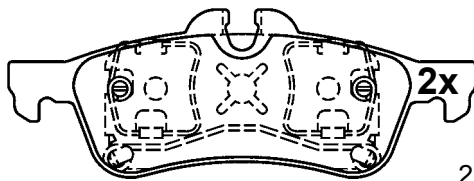
13.0470-7162.2 LD7162 ATE Ceramic



MINI



23716 15,8



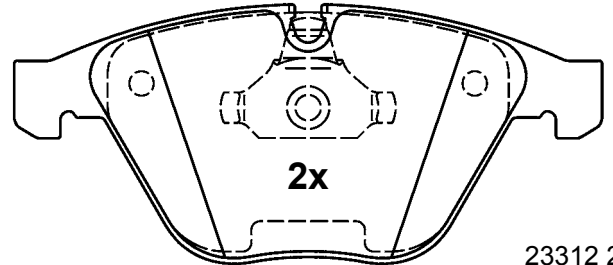
23717 15,8

123,0 x 43,8 x 15,8

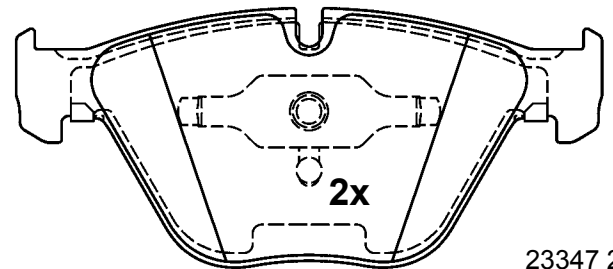
13.0470-7167.2 LD7167 ATE Ceramic



BMW



23312 20,3



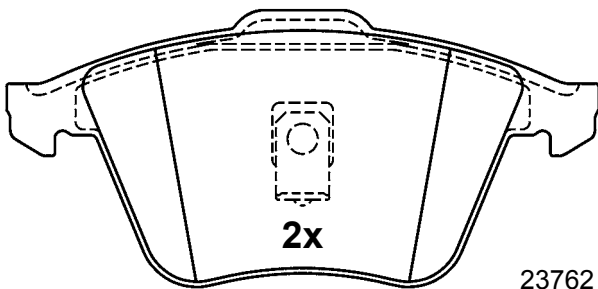
23347 20,3

155,1 x 68,3 x 20,3

13.0470-7166.2 LD7166 ATE Ceramic

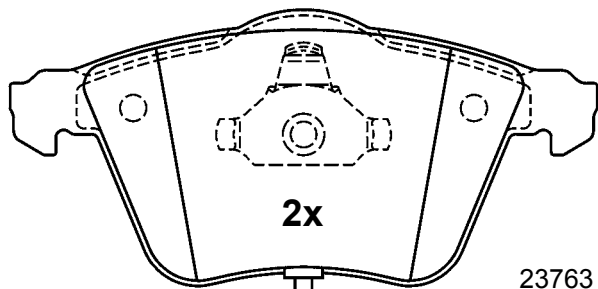


AUDI



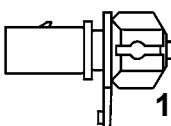
23762 20,4

156,3 x 72,9 x 20,4



23763 20,4

200mm

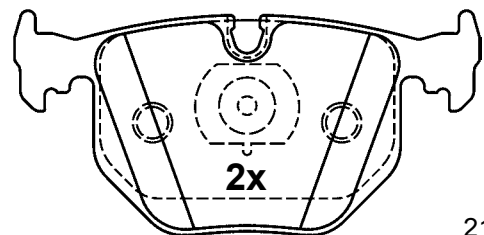


155,1 x 72,9 x 20,4

13.0470-7168.2 LD7168 ATE Ceramic

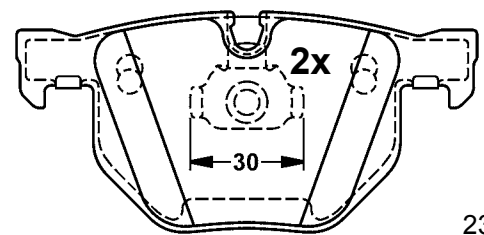


BMW



21282 17,3

123,0 x 59,2 x 17,3



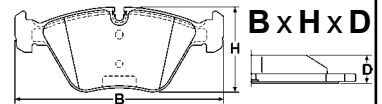
23447 17,3

121,8 x 57,8 x 17,3

Abbildungen Scheibenbremsbeläge

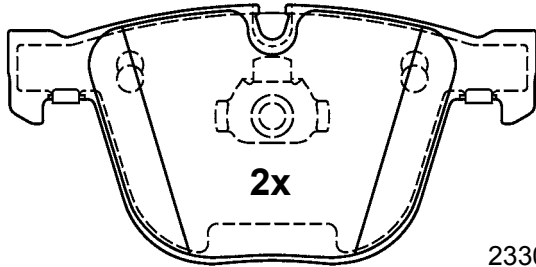
Illustrations disc brake pads - Illustrazioni pastiglie freno -

Illustrations plaquettes de frein - Ilustraciones pastillas de freno

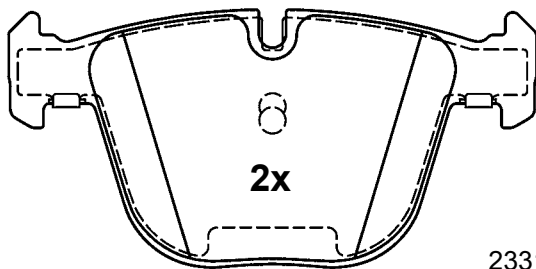


Maßstab - scale - scala - échelle - escala 1:2

13.0470-7169.2 LD7169 ATE Ceramic



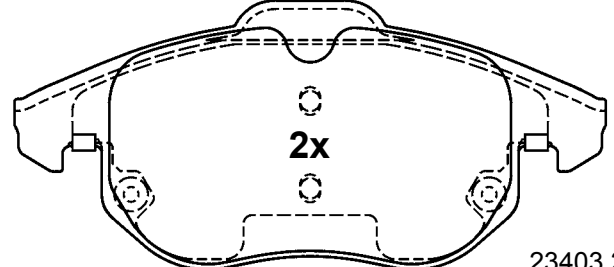
23309 17,3



23310 17,3

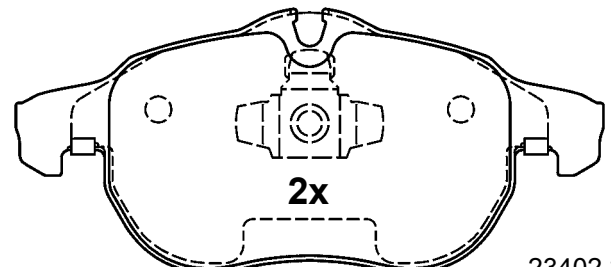
139,5 x 67,8 x 17,3

13.0470-7172.2 LD7172 ATE Ceramic



23403 20,1

156,3 x 70,7 x 20,1



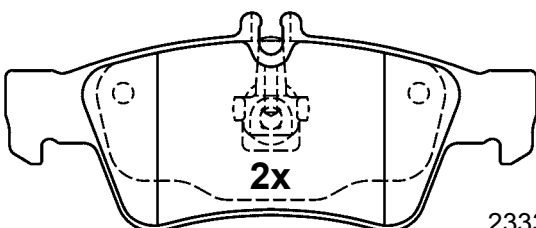
23402 20,1

155,1 x 69,6 x 20,1

13.0470-7171.2 LD7171 ATE Ceramic

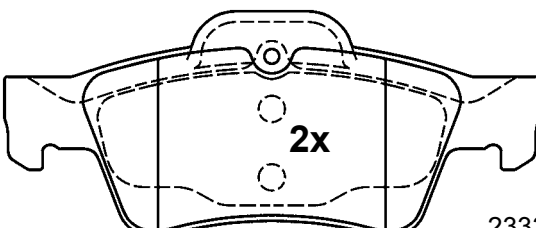


MERCEDES BENZ



23334 16,7

140,1 x 57,5 x 16,7



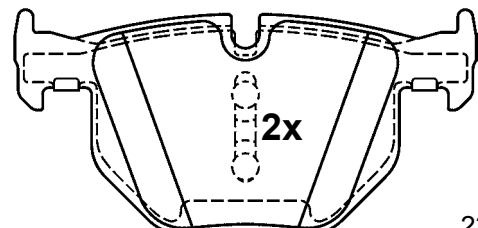
23335 16,7

141,3 x 59,4 x 16,7

13.0470-7174.2 LD7174 ATE Ceramic

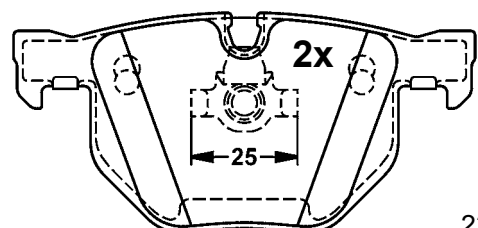


BMW



23732 17,3

121,8 x 59,2 x 17,3



23737 17,3

121,8 x 57,8 x 17,3

Abbildungen Scheibenbremsbeläge

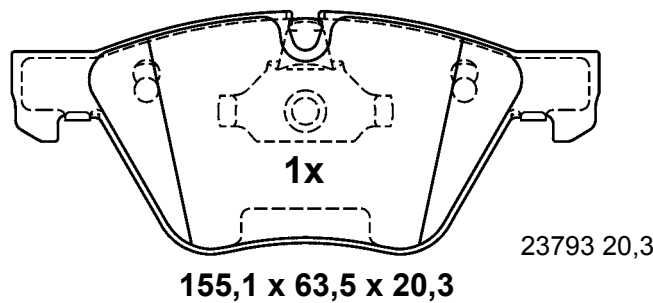
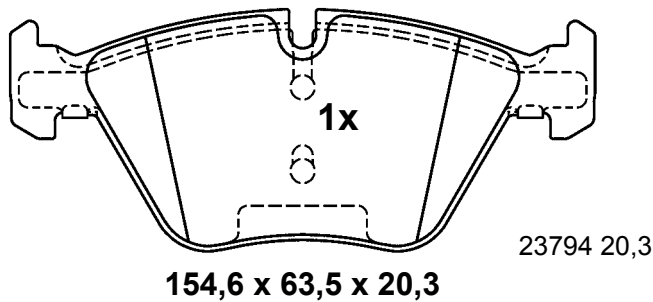
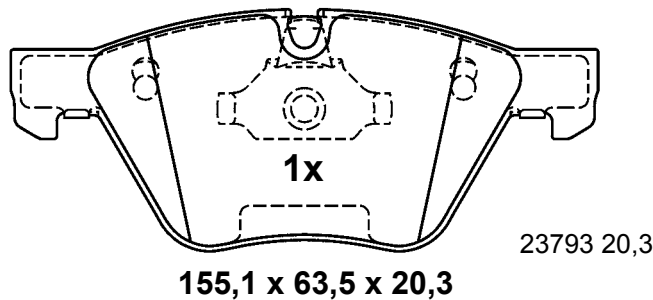
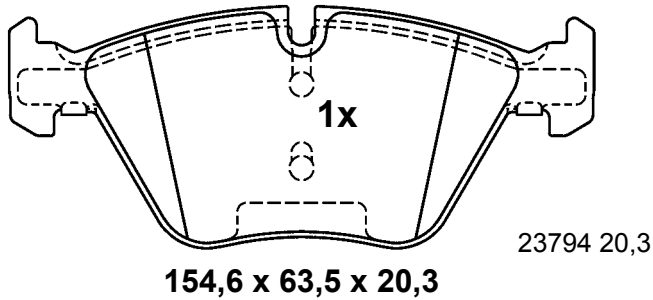
Illustrations disc brake pads - Illustrazioni pastiglie freno -

Illustrations plaquettes de frein - Ilustraciones pastillas de freno

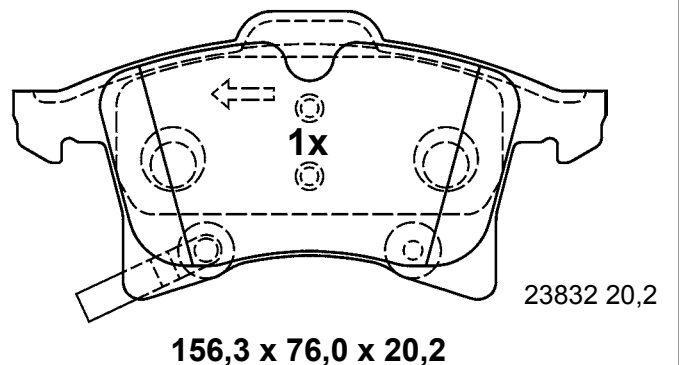
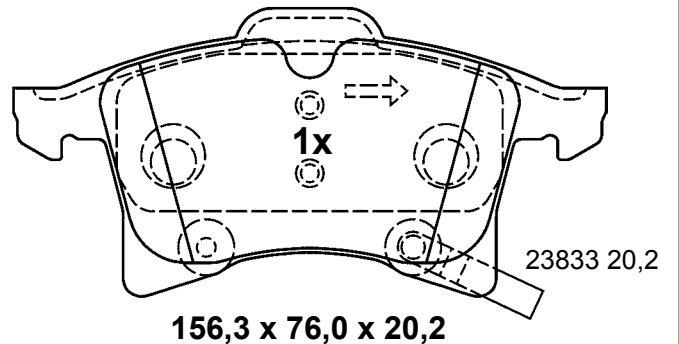
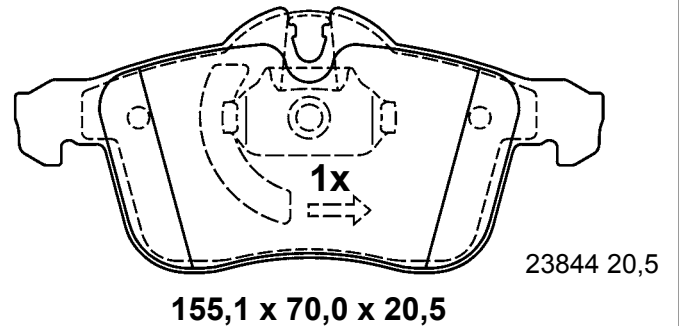
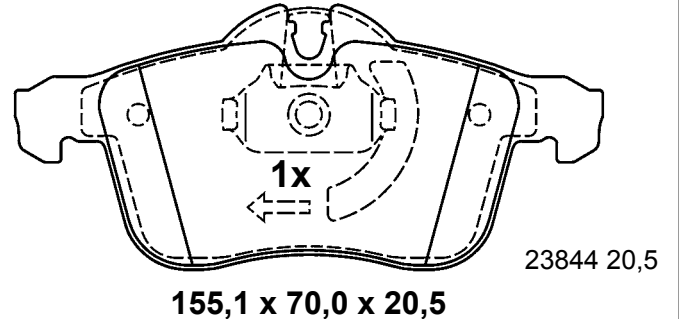


Maßstab - scale - scala - échelle - escala 1:2

13.0470-7176.2 LD7176 ATE Ceramic

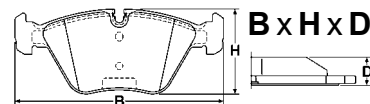


13.0470-7179.2 LD7179 ATE Ceramic



Abbildungen Scheibenbremsbeläge

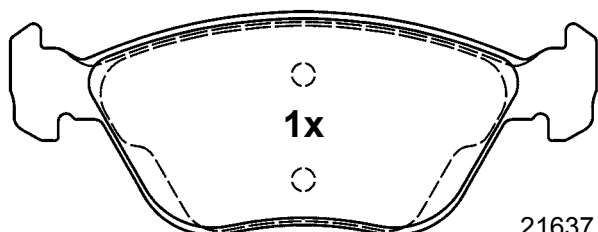
Illustrations disc brake pads - Illustrazioni pastiglie freno -
Illustrations plaquettes de frein - Ilustraciones pastillas de freno



Maßstab - scale - scala - échelle - escala 1:2

13.0470-7181.2 LD7181 ATE Ceramic

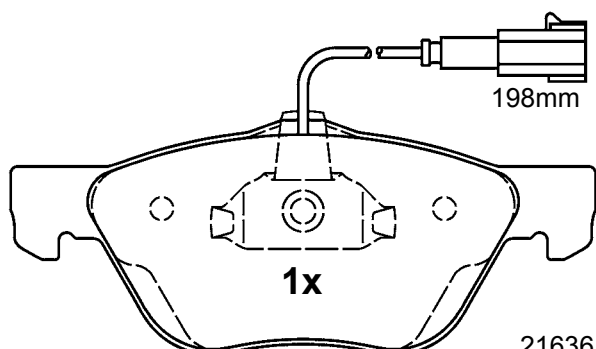
ALFA ROMEO



1x

21637 19,3

156,3 x 59,1 x 19,3

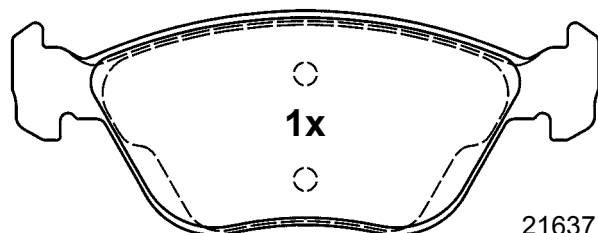


198mm

1x

21636 19,3

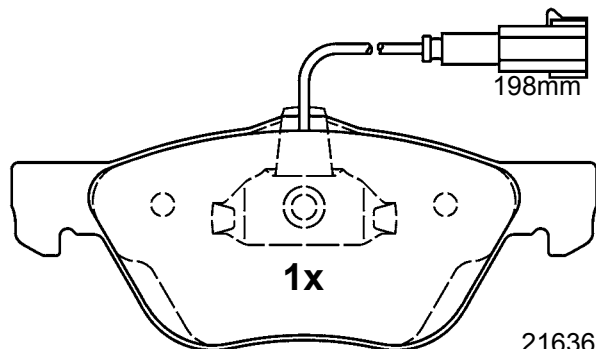
155,1 x 61,8 x 19,3



1x

21637 19,3

156,3 x 59,1 x 19,3



198mm

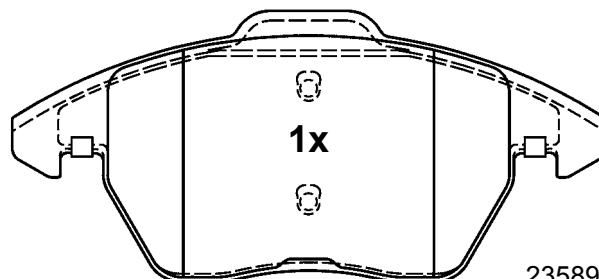
1x

21636 19,3

155,1 x 61,8 x 19,3

13.0470-7184.2 LD7184 ATE Ceramic

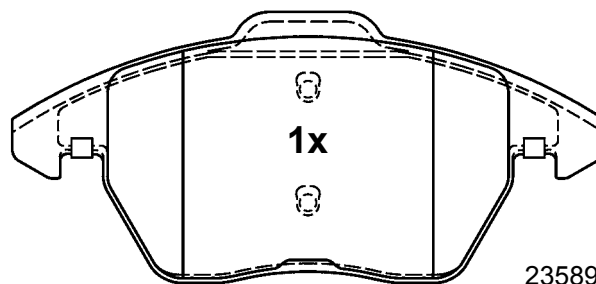
AUDI, SEAT, SKODA
VOLKSWAGEN



1x

23589 20,6

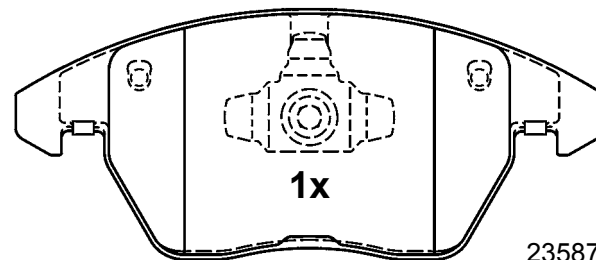
156,3 x 71,3 x 20,6



1x

23589 20,6

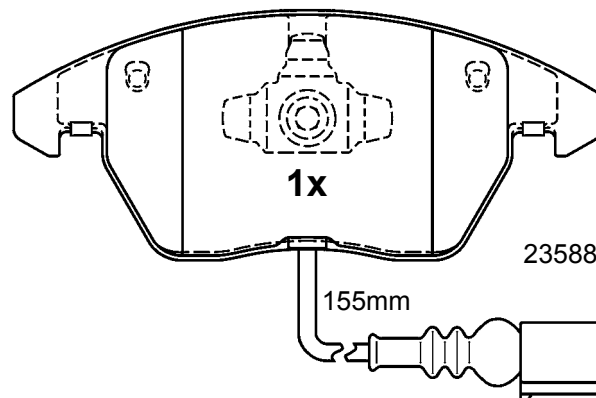
156,3 x 71,3 x 20,6



1x

23587 20,6

155,1 x 66,0 x 20,6



1x

23588 20,6

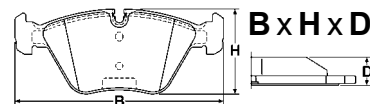
155mm

155,1 x 66,0 x 20,6

Abbildungen Scheibenbremsbeläge

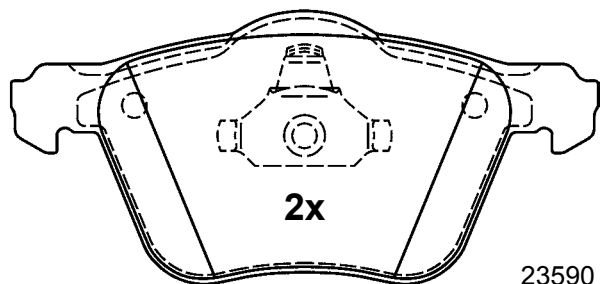
Illustrations disc brake pads - Illustrazioni pastiglie freno -

Illustrations plaquettes de frein - Ilustraciones pastillas de freno



Maßstab - scale - scala - échelle - escala 1:2

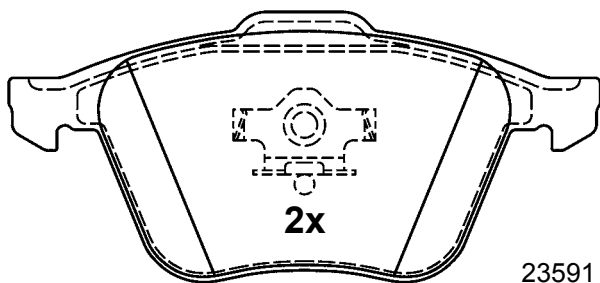
13.0470-7187.2 LD7187 ATE Ceramic



2x

23590 19,5

155,1 x 72,0 x 19,5

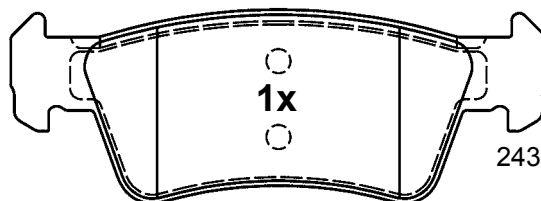


2x

23591 18,0

156,3 x 71,0 x 18,0

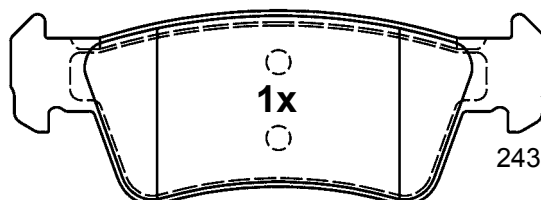
13.0470-7190.2 LD7190 ATE Ceramic



1x

24367 19,1

141,3 x 50,9 x 19,1

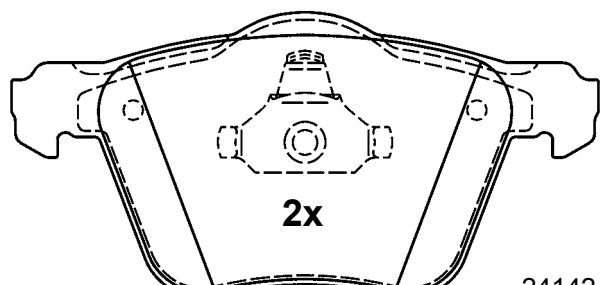


1x

24367 19,1

141,3 x 50,9 x 19,1

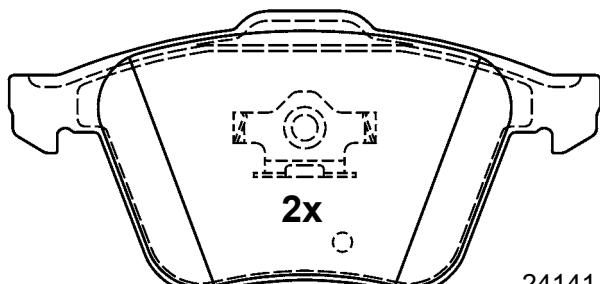
13.0470-7188.2 LD7188 ATE Ceramic



2x

24142 20,6

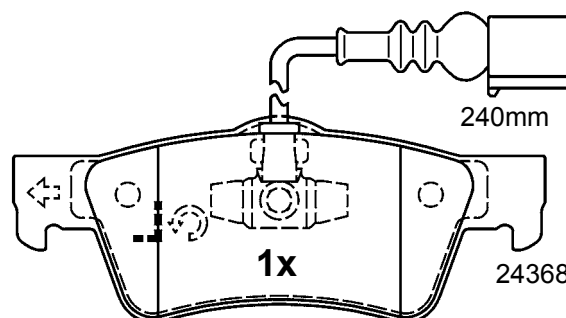
155,1 x 75,1 x 20,6



2x

24141 19,1

156,3 x 74,1 x 19,1

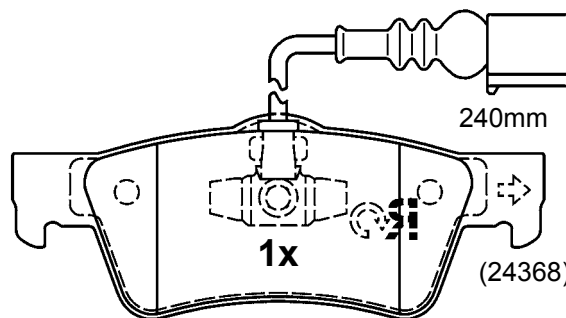


240mm

1x

24368 19,1

140,7 x 53,9 x 19,1



240mm

1x

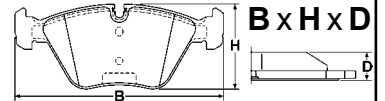
(24368) 19,1

140,7 x 53,9 x 19,1

Abbildungen Scheibenbremsbeläge

Illustrations disc brake pads - Illustrazioni pastiglie freno -

Illustrations plaquettes de frein - Ilustraciones pastillas de freno



Maßstab - scale - scala - échelle - escala 1:2

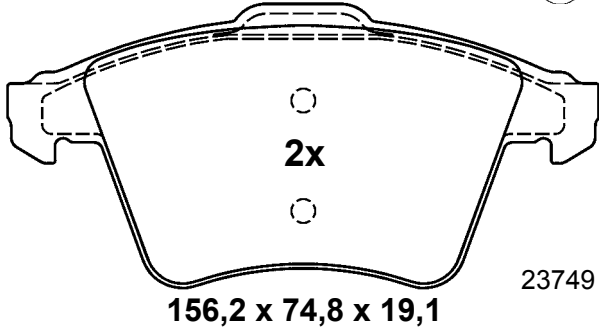
13.0470-7191.2 LD7191 ATE Ceramic



VOLKSWAGEN

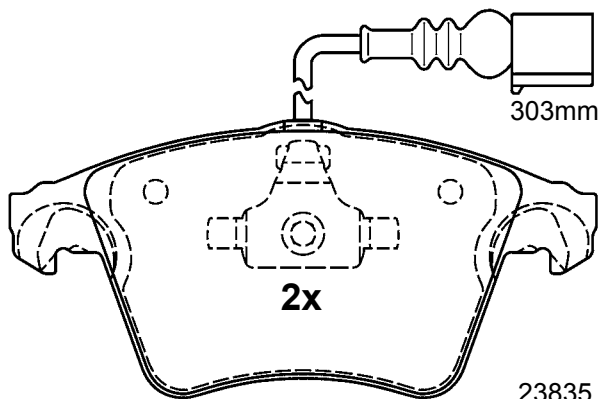


ATE



23749 19,1

156,2 x 74,8 x 19,1



23835 19,6

155,0 x 73,3 x 19,6

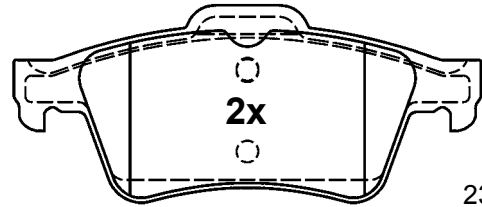
13.0470-7194.2 LD7194 ATE Ceramic



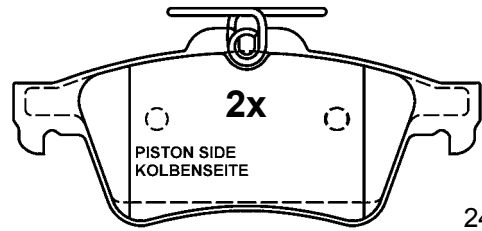
FORD, OPEL, SAAB, VAUXHALL



ATE

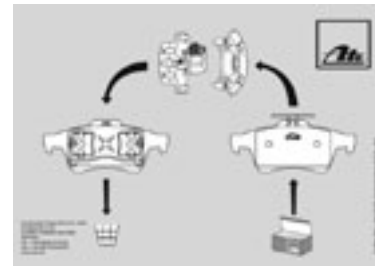


23482 16,6



24137 16,6

123,0 x 52,0 x 16,6



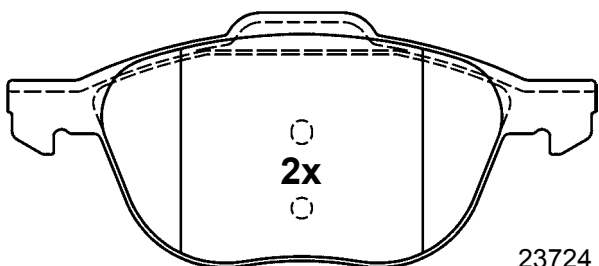
13.0470-7193.2 LD7193 ATE Ceramic



FORD, MAZDA, VOLVO

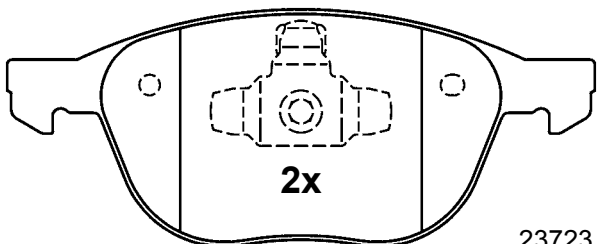


ATE



23724 18,1

156,3 x 67,0 x 17,5



23723 18,1

155,1 x 62,4 x 18,1

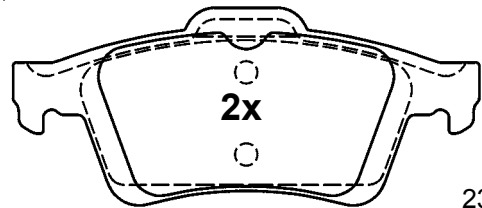
13.0470-7195.2 LD7195 ATE Ceramic



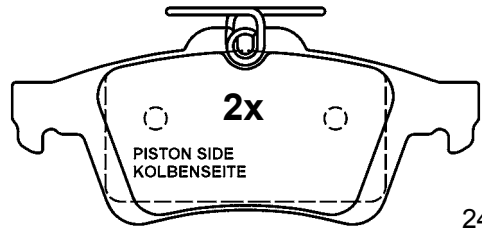
FORD, MAZDA, VOLVO



ATE

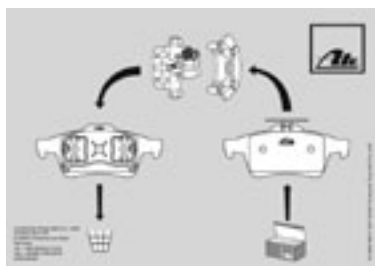


23482 16,6



24137 16,6

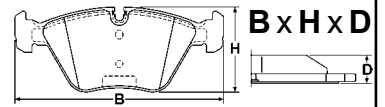
123,0 x 52,0 x 16,6



Abbildungen Scheibenbremsbeläge

Illustrations disc brake pads - Illustrazioni pastiglie freno -

Illustrations plaquettes de frein - Ilustraciones pastillas de freno



Maßstab - scale - scala - échelle - escala 1:2

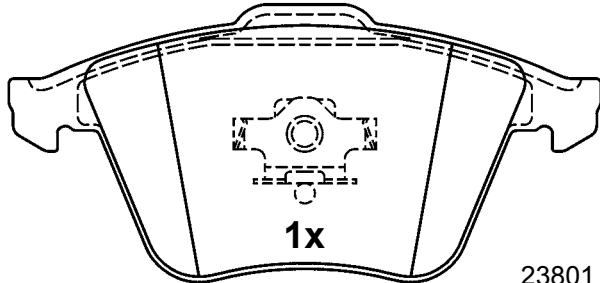
13.0470-7200.2 LD7200 ATE Ceramic



AUDI, SEAT, SKODA,
VOLKSWAGEN



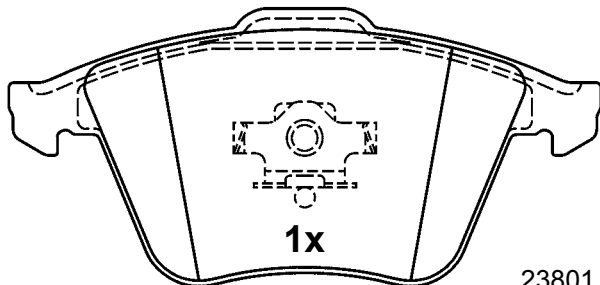
ATE



1x

23801 20,3

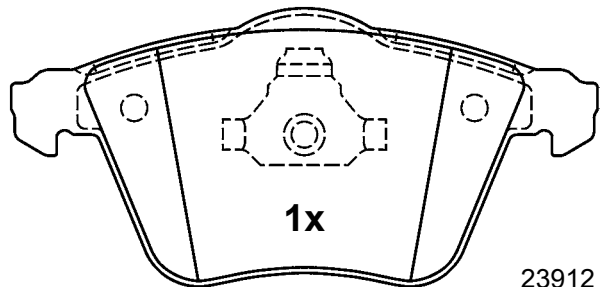
156,3 x 72,9 x 20,3



1x

23801 20,3

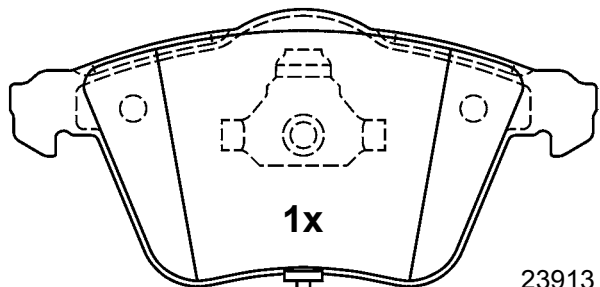
156,3 x 72,9 x 20,3



1x

23912 20,3

155,1 x 72,9 x 20,3



1x

23913 20,3

177,5mm

155,1 x 72,9 x 20,3

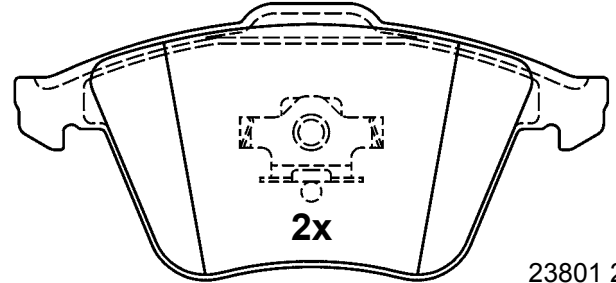
13.0470-7201.2 LD7201 ATE Ceramic



AUDI, SEAT



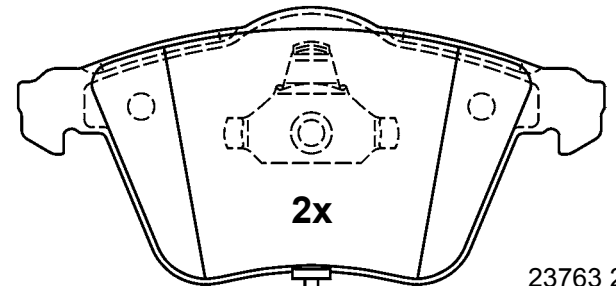
ATE



2x

23801 20,3

156,3 x 72,9 x 20,3



2x

23763 20,3

242,5mm

155,1 x 72,9 x 20,3

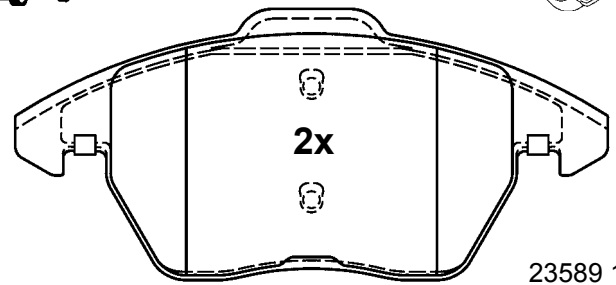
13.0470-7202.2 LD7202 ATE Ceramic



CITROEN, PEUGEOT



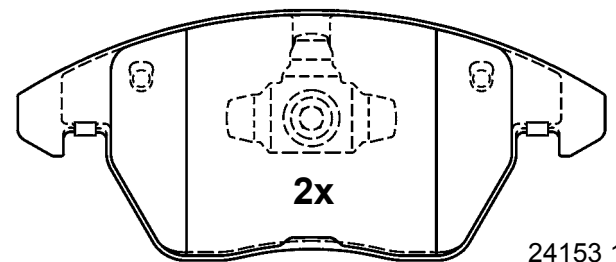
ATE



2x

23589 19,1

156,3 x 71,3 x 19,1



2x

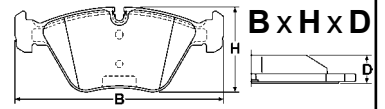
24153 19,1

155,1 x 66,0 x 19,1

Abbildungen Scheibenbremsbeläge

Illustrations disc brake pads - Illustrazioni pastiglie freno -

Illustrations plaquettes de frein - Ilustraciones pastillas de freno



Maßstab - scale - scala - échelle - escala 1:2

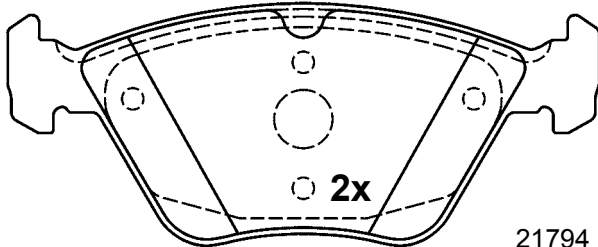
13.0470-7203.2 LD7203 ATE Ceramic



MERCEDES BENZ



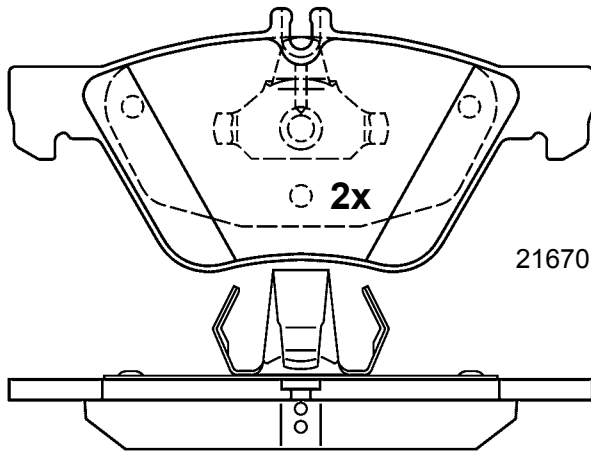
ATE



2x

156,3 x 63,1 x 19,3

21794 19,3



2x

21670 19,3

155,1 x 69,3 x 19,3

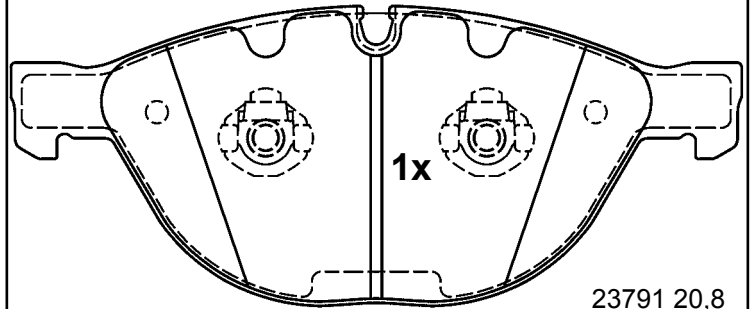
13.0470-7210.2 LD7210 ATE Ceramic



BMW

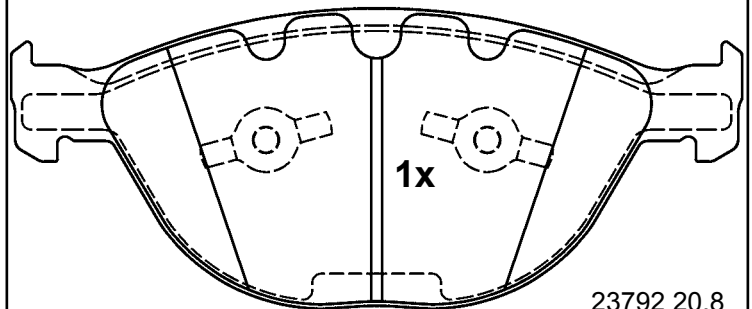


ATE



1x

23791 20,8



1x

23792 20,8

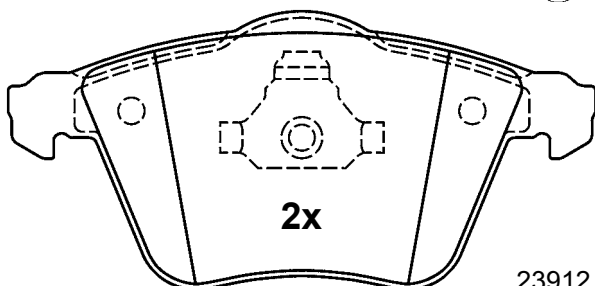
13.0470-7204.2 LD7204 ATE Ceramic



FORD, MAZDA, SAAB, VOLVO



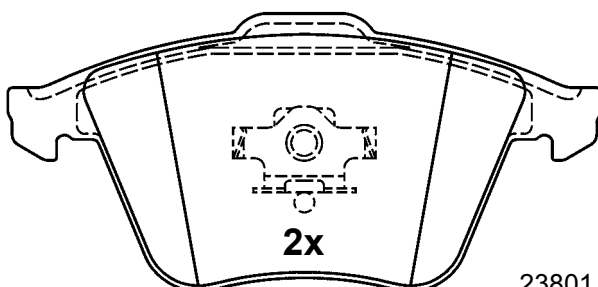
ATE



2x

155,1 x 72,9 x 18,8

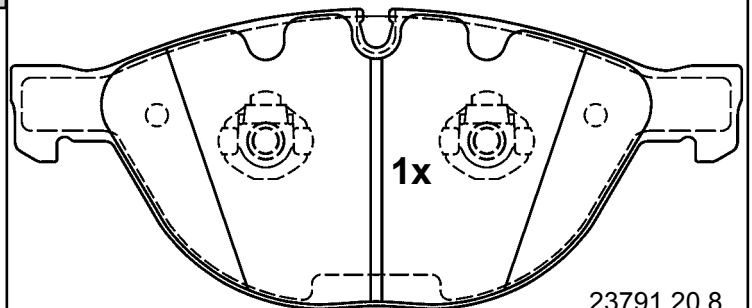
23912 18,8



2x

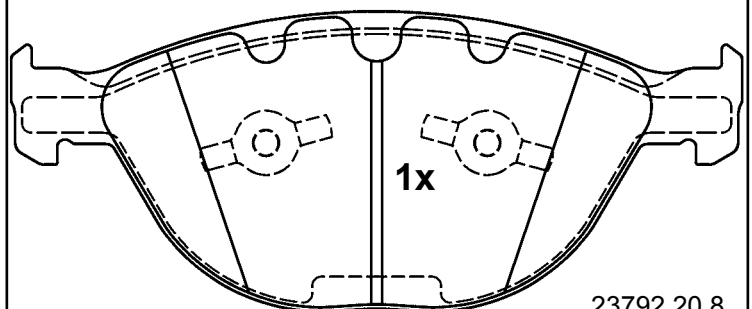
156,3 x 72,9 x 18,8

23801 18,8



1x

23791 20,8



1x

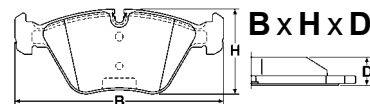
23792 20,8

193,0 x 79,0 x 20,8



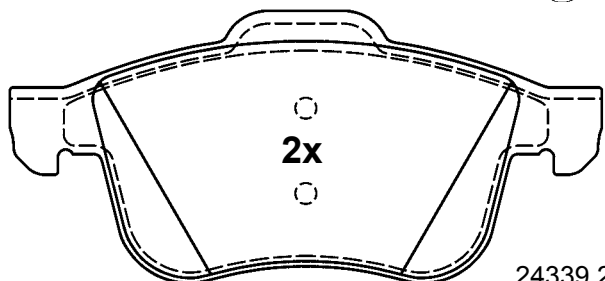
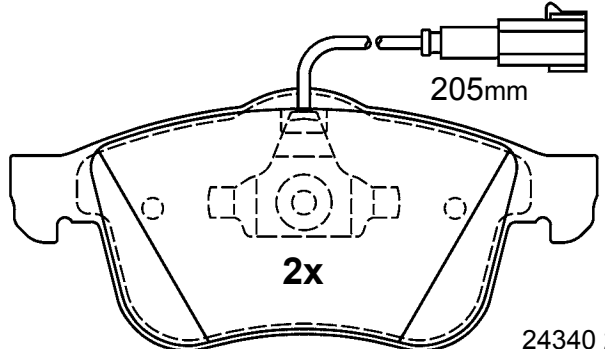


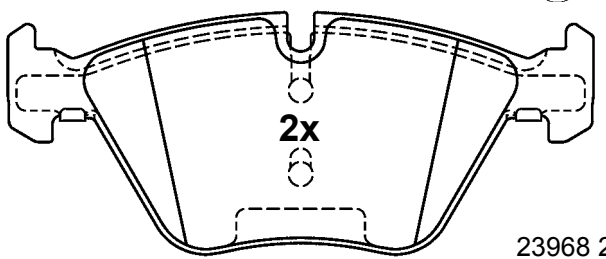
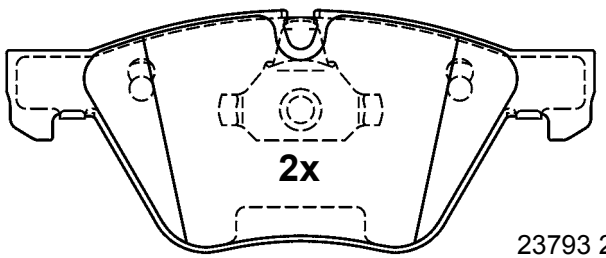


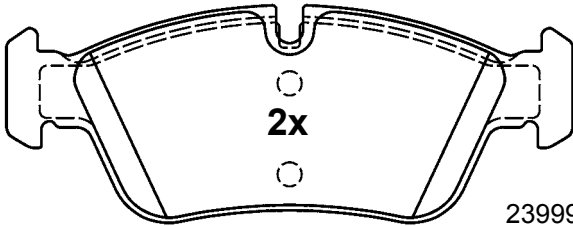
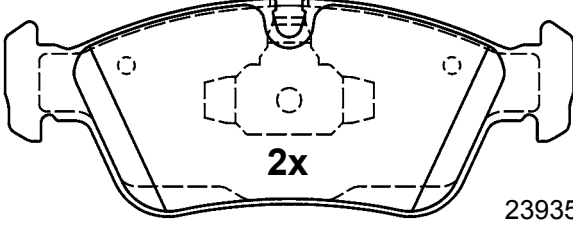


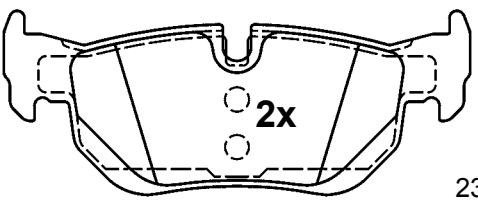
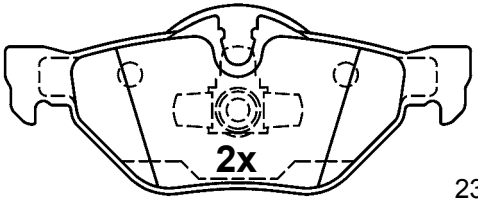
Abbildungen Scheibenbremsbeläge

Illustrations disc brake pads - Illustrazioni pastiglie freno -

Illustrations plaquettes de frein - Ilustraciones pastillas de freno

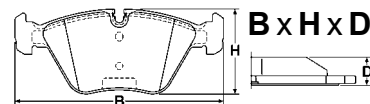


Maßstab - scale - scala - échelle - escala 1:2



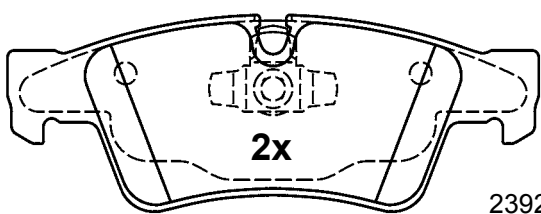
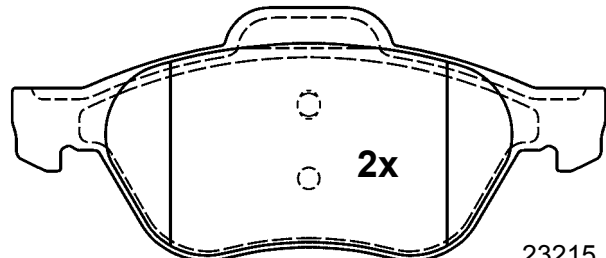
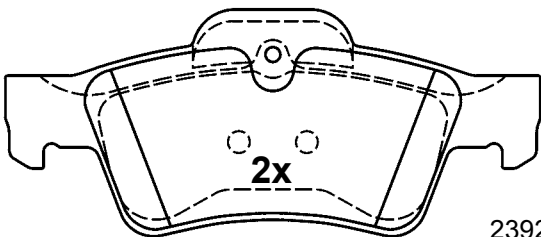
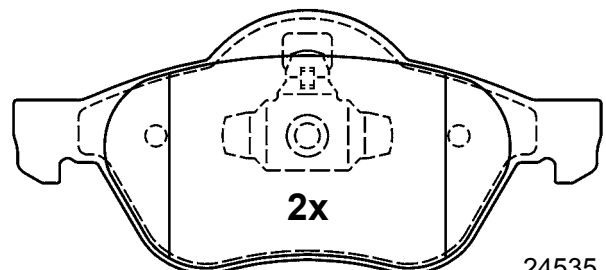




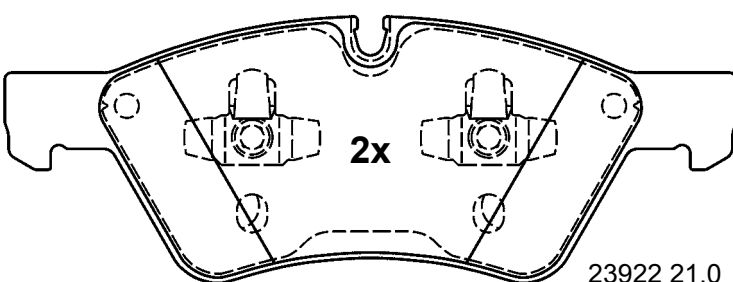
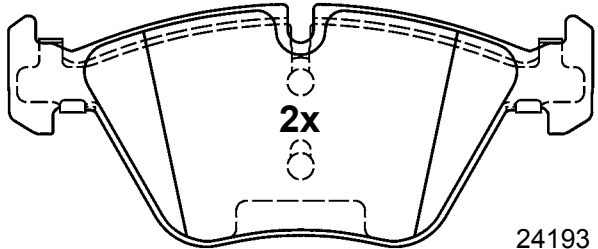
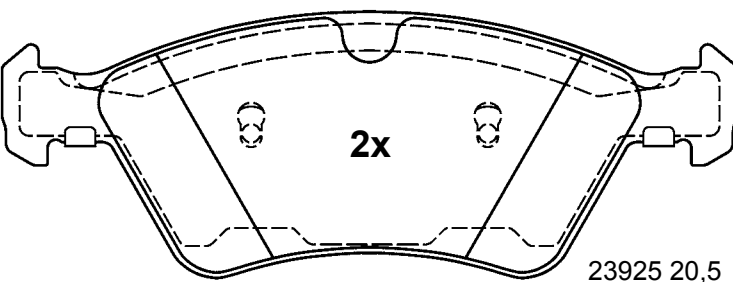
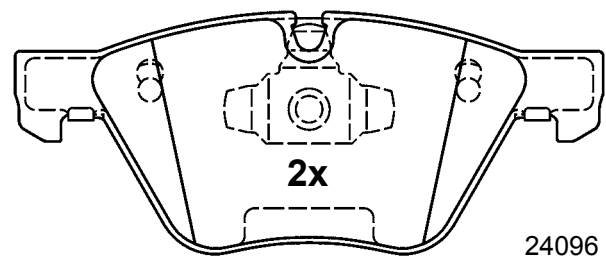


13.0470-7211.2 LD7211 ATE Ceramic	13.0470-7216.2 LD7216 ATE Ceramic
<p>  ALFA ROMEO  ATE </p>  <p style="text-align: center;">2x</p> <p style="text-align: right;">24339 20,5</p> <p style="text-align: center;">156,3 x 71,5 x 20,5</p>  <p style="text-align: center;">2x</p> <p style="text-align: right;">24340 20,3</p> <p style="text-align: center;">155,1 x 69,0 x 20,3</p>	<p>  BMW  ATE </p>  <p style="text-align: center;">2x</p> <p style="text-align: right;">23968 20,3</p> <p style="text-align: center;">154,6 x 63,5 x 20,3</p>  <p style="text-align: center;">2x</p> <p style="text-align: right;">23793 20,3</p> <p style="text-align: center;">155,1 x 63,5 x 20,3</p>
13.0470-7215.2 LD7215 ATE Ceramic	13.0470-7217.2 LD7217 ATE Ceramic
<p>  BMW  ATE </p>  <p style="text-align: center;">2x</p> <p style="text-align: right;">23999 17,8</p> <p style="text-align: center;">149,3 x 57,3 x 17,8</p>  <p style="text-align: center;">2x</p> <p style="text-align: right;">23935 17,8</p> <p style="text-align: center;">150,1 x 57,3 x 17,8</p>	<p>  BMW  ATE </p>  <p style="text-align: center;">2x</p> <p style="text-align: right;">23927 17,3</p> <p style="text-align: center;">123,0 x 48,1 x 17,3</p>  <p style="text-align: center;">2x</p> <p style="text-align: right;">23926 17,3</p> <p style="text-align: center;">123,0 x 49,7 x 17,3</p>

Abbildungen Scheibenbremsbeläge

Illustrations disc brake pads - Illustrazioni pastiglie freno -
Illustrations plaquettes de frein - Ilustraciones pastillas de freno



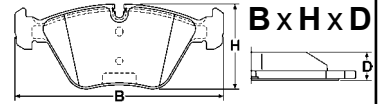
Maßstab - scale - scala - échelle - escala 1:2

13.0470-7219.2 LD7219 ATE Ceramic	13.0470-7221.2 LD7221 ATE Ceramic
<p>  MERCEDES BENZ  </p> <div style="display: flex; justify-content: space-around;"> <div data-bbox="151 414 774 683">  <p>2x</p> <p>23923 17,6</p> <p>140,1 x 51,6 x 17,6</p> </div> <div data-bbox="861 392 1524 705">  <p>2x</p> <p>23215 18,3</p> <p>156,3 x 66,8 x 18,3</p> </div> </div> <div style="display: flex; justify-content: space-around;"> <div data-bbox="151 772 774 1064">  <p>2x</p> <p>23924 17,6</p> <p>141,3 x 59,6 x 17,6</p> </div> <div data-bbox="861 772 1524 1108">  <p>2x</p> <p>24535 18,3</p> <p>155,1 x 68,9 x 18,3</p> </div> </div>	<p>  RENAULT  </p>
13.0470-7220.2 LD7220 ATE Ceramic	13.0470-7223.2 LD7223 ATE Ceramic
<p>  MERCEDES BENZ  </p> <div style="display: flex; justify-content: space-around;"> <div data-bbox="55 1332 790 1657">  <p>2x</p> <p>23922 21,0</p> <p>192,9 x 69,9 x 21,0</p> </div> <div data-bbox="813 1332 1524 1635">  <p>2x</p> <p>24193 20,3</p> <p>154,6 x 63,5 x 20,3</p> </div> </div> <div style="display: flex; justify-content: space-around;"> <div data-bbox="55 1736 790 2060">  <p>2x</p> <p>23925 20,5</p> <p>194,3 x 70,0 x 20,5</p> </div> <div data-bbox="861 1713 1524 2027">  <p>2x</p> <p>24096 20,3</p> <p>155,1 x 63,5 x 20,3</p> </div> </div>	<p>  BMW  </p>

Abbildungen Scheibenbremsbeläge

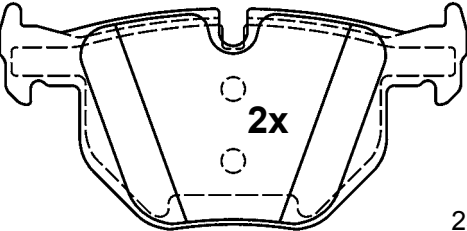
Illustrations disc brake pads - Illustrazioni pastiglie freno -

Illustrations plaquettes de frein - Ilustraciones pastillas de freno



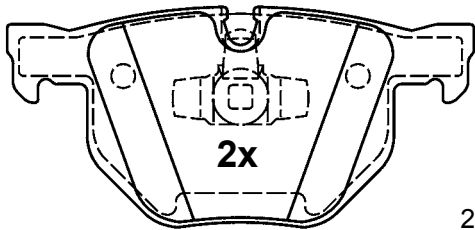
Maßstab - scale - scala - échelle - escala 1:2

13.0470-7225.2 LD7225 ATE Ceramic



123,0 x 59,2 x 17,3

23551 17,3



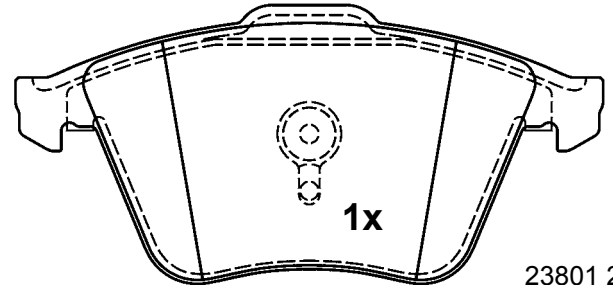
123,0 x 58,0 x 17,3

23550 17,3

13.0470-7227.2 LD7227 ATE Ceramic

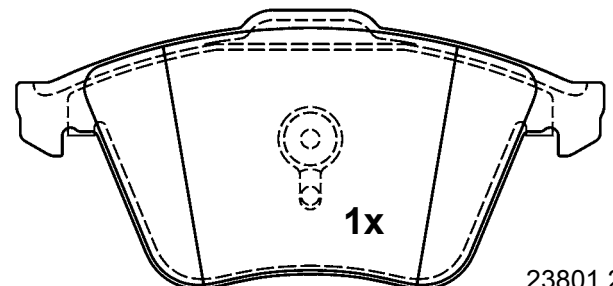


AUDI, SEAT, VOLKSWAGEN



156,3 x 72,9 x 20,3

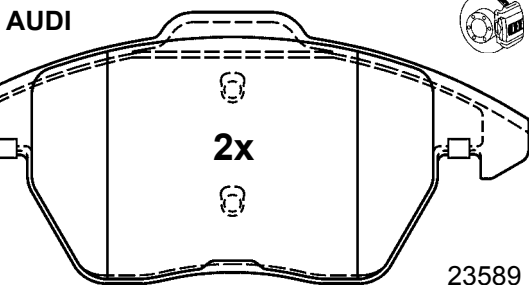
23801 20,3



156,3 x 72,9 x 20,3

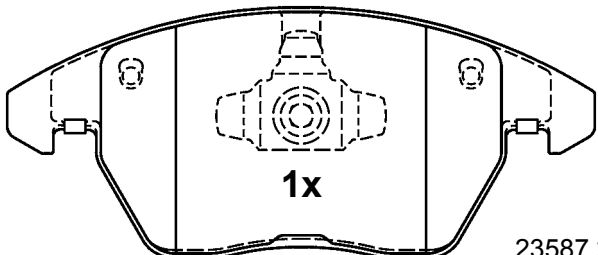
23801 20,3

13.0470-7226.2 LD7226 ATE Ceramic



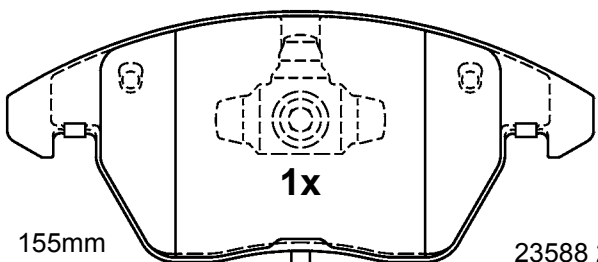
155,1 x 71,3 x 20,4

23589 20,4



155,1 x 66,0 x 20,8

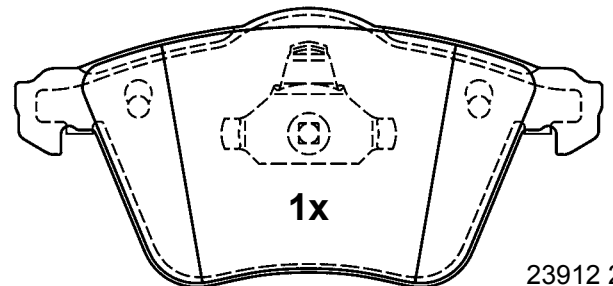
23587 20,8



155mm

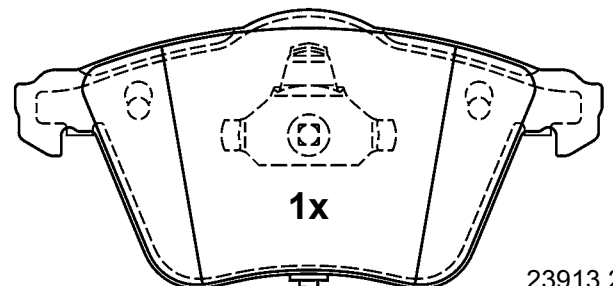
155,1 x 66,0 x 20,8

23588 20,8



155,1 x 72,9 x 20,3

23912 20,3



155,1 x 72,9 x 20,3

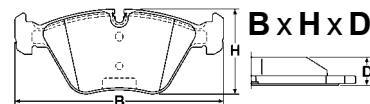
23913 20,3

175mm



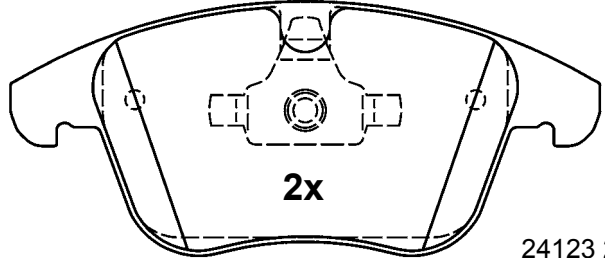
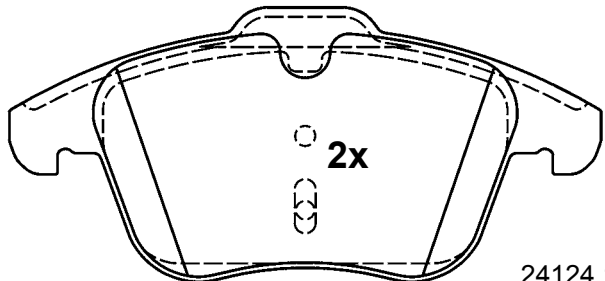


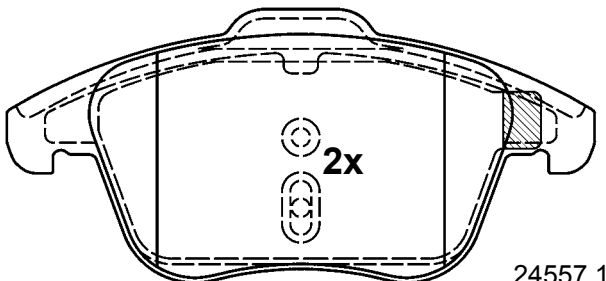
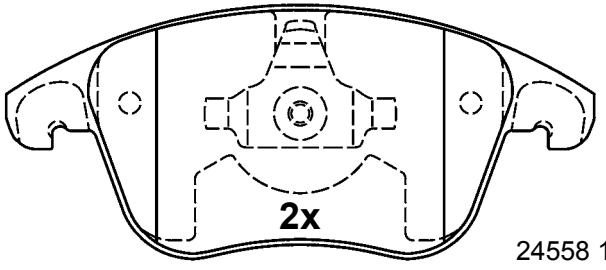


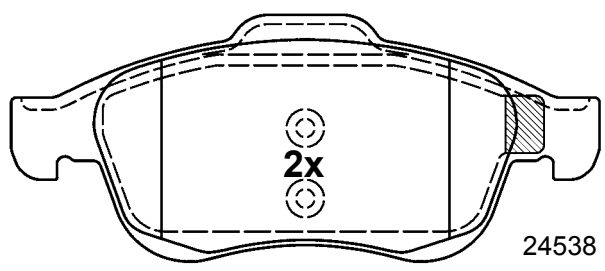
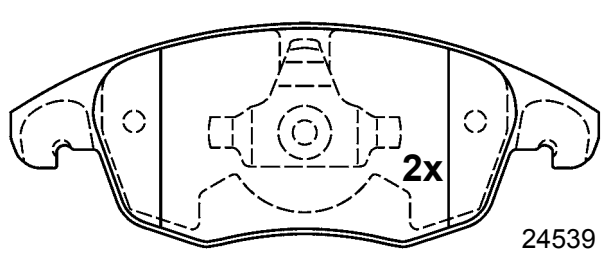


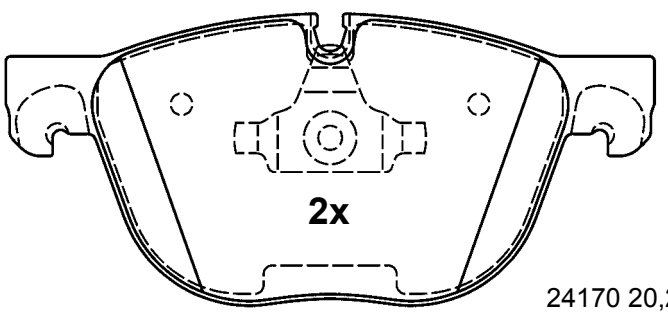
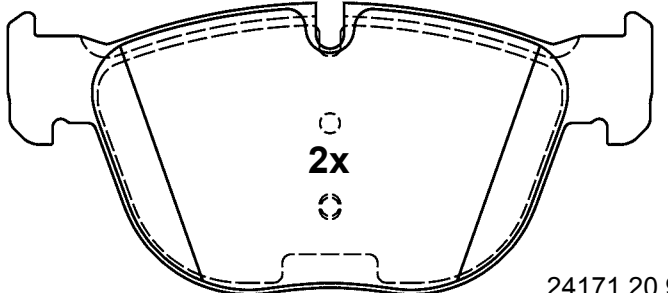
Abbildungen Scheibenbremsbeläge

Illustrations disc brake pads - Illustrazioni pastiglie freno -

Illustrations plaquettes de frein - Ilustraciones pastillas de freno



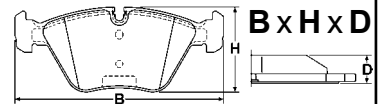
Maßstab - scale - scala - échelle - escala 1:2

13.0470-7228.2 LD7228 ATE Ceramic	13.0470-7230.2 LD7230 ATE Ceramic
<p>  FORD, LAND ROVER, VOLVO  ATE </p>  <p style="text-align: center;">2x</p> <p style="text-align: right;">24123 20,3</p> <p style="text-align: center;">155,1 x 66,6 x 20,3</p>  <p style="text-align: center;">2x</p> <p style="text-align: right;">24124 19,3</p> <p style="text-align: center;">156,3 x 72,0 x 19,3</p>	<p>  CITROEN, PEUGEOT  ATE </p>  <p style="text-align: center;">2x</p> <p style="text-align: right;">24557 19,4</p> <p style="text-align: center;">155,1 x 72,0 x 19,4</p>  <p style="text-align: center;">2x</p> <p style="text-align: right;">24558 18,7</p> <p style="text-align: center;">155,1 x 66,6 x 18,7</p>
13.0470-7229.2 LD7229 ATE Ceramic	13.0470-7231.2 LD7231 ATE Ceramic
<p>  CITROEN, PEUGEOT  ATE </p>  <p style="text-align: center;">2x</p> <p style="text-align: right;">24538 18,5</p> <p style="text-align: center;">155,1 x 64,7 x 18,5</p>  <p style="text-align: center;">2x</p> <p style="text-align: right;">24539 18,5</p> <p style="text-align: center;">155,1 x 58,3 x 18,5</p>	<p>  BMW  ATE </p>  <p style="text-align: center;">2x</p> <p style="text-align: right;">24170 20,2</p> <p style="text-align: center;">171,1 x 76,8 x 20,2</p>  <p style="text-align: center;">2x</p> <p style="text-align: right;">24171 20,9</p> <p style="text-align: center;">170,2 x 76,8 x 20,9</p>

Abbildungen Scheibenbremsbeläge

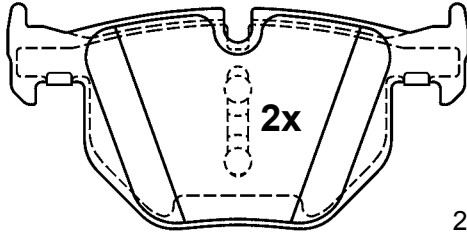
Illustrations disc brake pads - Illustrazioni pastiglie freno -

Illustrations plaquettes de frein - Ilustraciones pastillas de freno



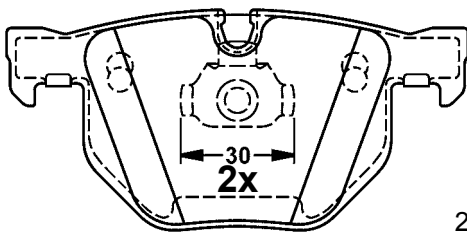
Maßstab - scale - scala - échelle - escala 1:2

13.0470-7232.2 LD7232 ATE Ceramic



21282 17,3

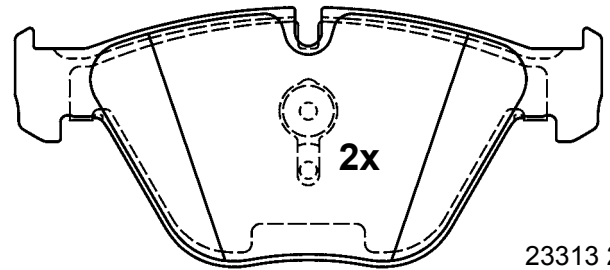
121,8 x 59,2 x 17,3



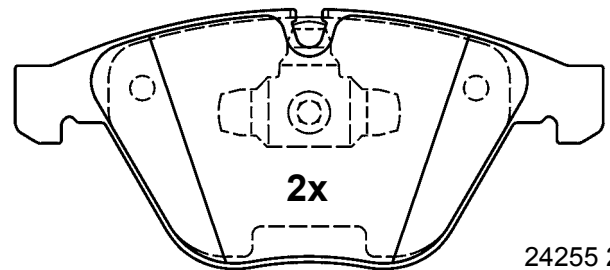
23447 17,3

121,8 x 57,8 x 17,3

13.0470-7238.2 LD7238 ATE Ceramic



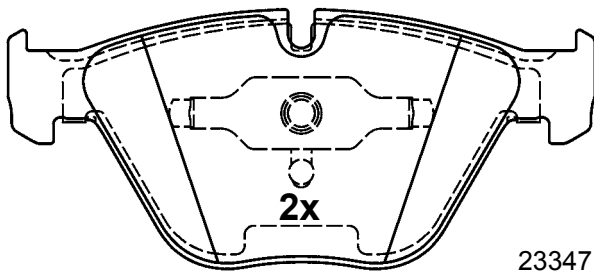
23313 20,3



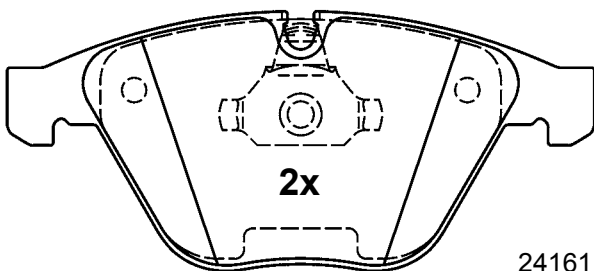
24255 20,3

155,1 x 68,3 x 20,3

13.0470-7237.2 LD7237 ATE Ceramic



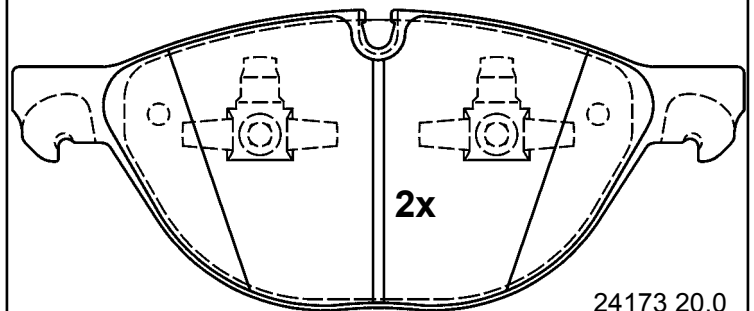
23347 20,3



24161 20,3

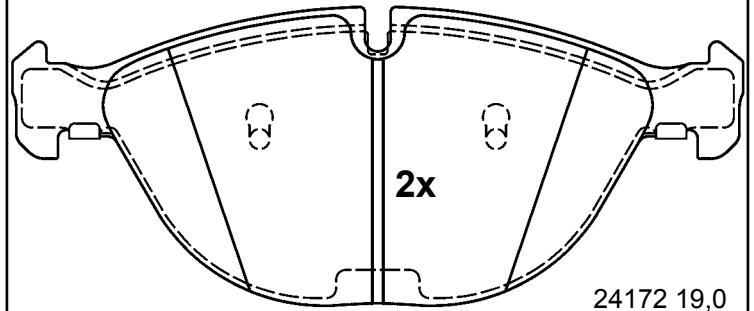
155,1 x 68,3 x 20,3

13.0470-7239.2 LD7239 ATE Ceramic



24173 20,0

193,0 x 79,0 x 20,0



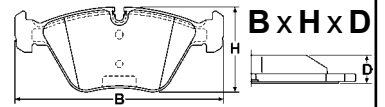
24172 19,0

193,0 x 79,0 x 19,0

Abbildungen Scheibenbremsbeläge

Illustrations disc brake pads - Illustrazioni pastiglie freno -

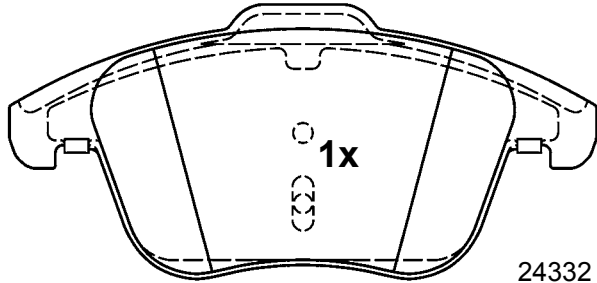
Illustrations plaquettes de frein - Ilustraciones pastillas de freno



Maßstab - scale - scala - échelle - escala 1:2

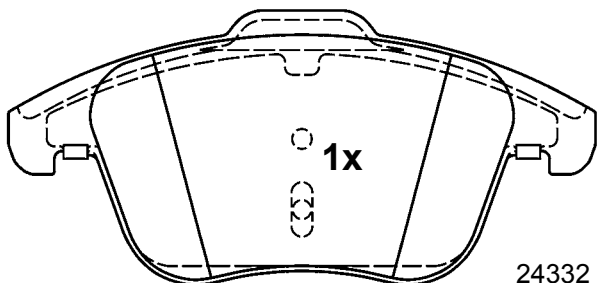
13.0470-7242.2 LD7242 ATE Ceramic

AUDI, SEAT, VOLKSWAGEN



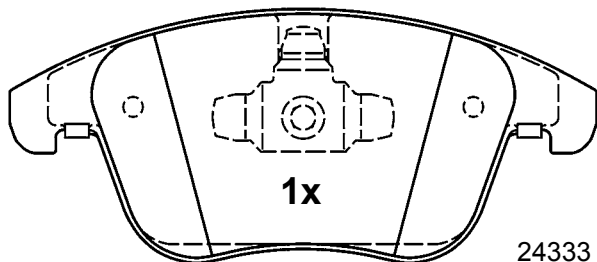
155,1 x 72,0 x 19,8

24332 19,8



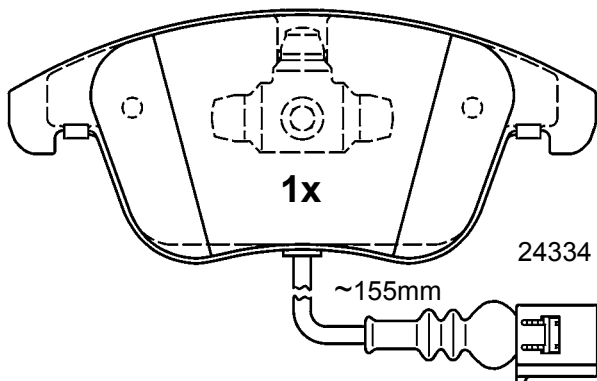
155,1 x 72,0 x 19,8

24332 19,8



155,1 x 67,0 x 21,3

24333 21,3



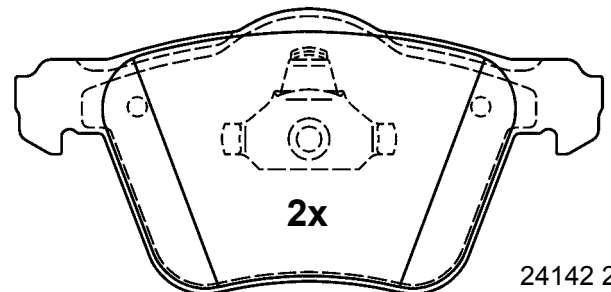
155,1 x 67,0 x 21,3

24334 21,3

~155mm

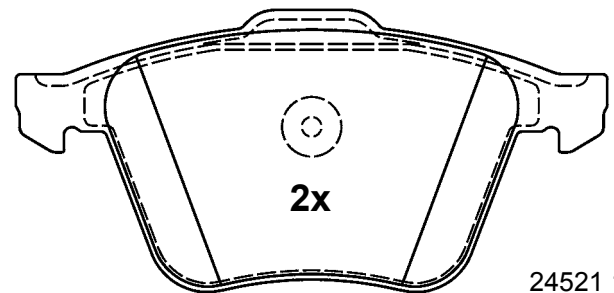
13.0470-7243.2 LD7243 ATE Ceramic

FORD, VOLVO



155,1 x 75,3 x 20,6

24142 20,6

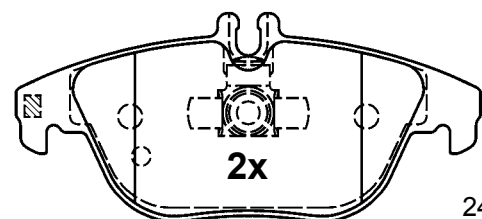


156,4 x 74,3 x 19,1

24521 19,1

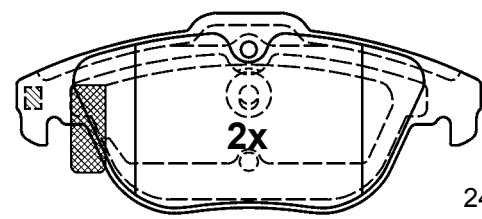
13.0470-7244.2 LD7244 ATE Ceramic

MERCEDES BENZ



122,5 x 54,4 x 17,8

24253 17,8



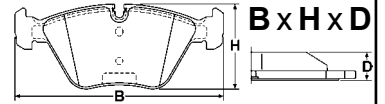
122,5 x 52,3 x 18,0

24254 18,0

Abbildungen Scheibenbremsbeläge

Illustrations disc brake pads - Illustrazioni pastiglie freno -

Illustrations plaquettes de frein - Ilustraciones pastillas de freno



Maßstab - scale - scala - échelle - escala 1:2

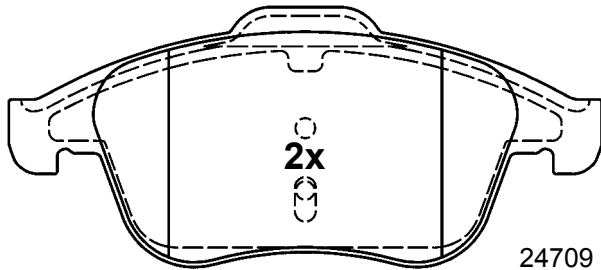
13.0470-7249.2 LD7249 ATE Ceramic



RENAULT



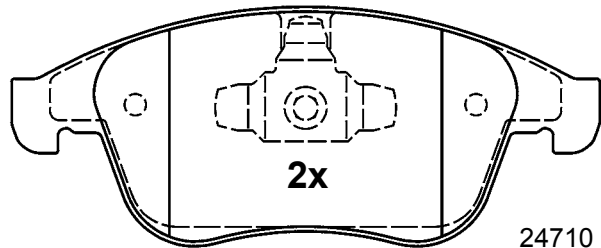
ATE



2x

24709 18,6

156,3 x 68,3 x 18,6



2x

24710 18,6

155,1 x 63,0 x 18,6

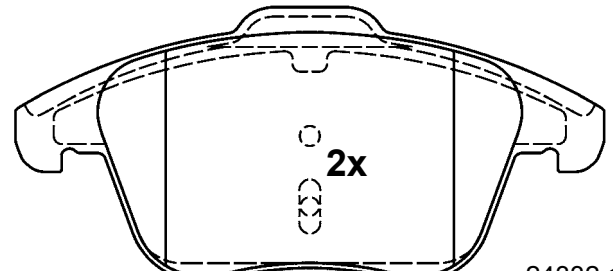
13.0470-7252.2 LD7252 ATE Ceramic



CITROEN, PEUGEOT



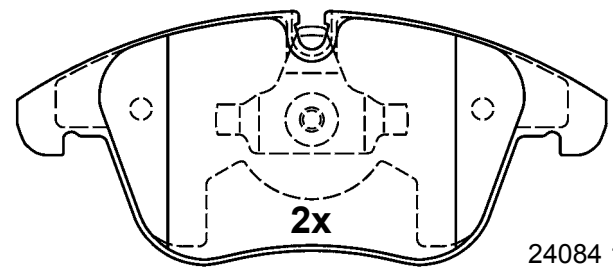
ATE



2x

24332 18,3

155,1 x 72,0 x 18,3



2x

24084 19,3

155,2 x 66,5 x 19,3

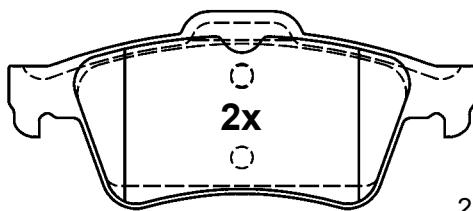
13.0470-7251.2 LD7251 ATE Ceramic



RENAULT

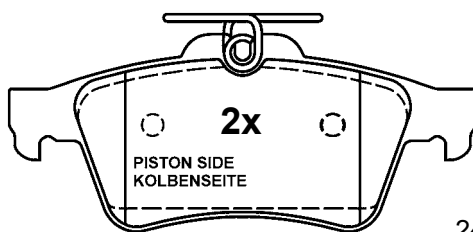


ATE



2x

23482 15,8

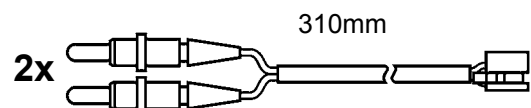


2x

PISTON SIDE
KOLBENSEITE

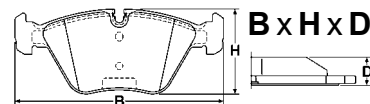
24137 15,8

123,0 x 52,0 x 15,8



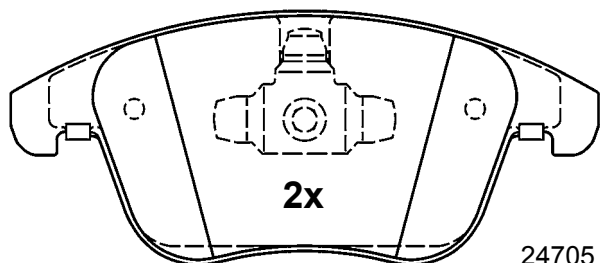
Abbildungen Scheibenbremsbeläge

Illustrations disc brake pads - Illustrazioni pastiglie freno -
Illustrations plaquettes de frein - Ilustraciones pastillas de freno



Maßstab - scale - scala - échelle - escala 1:2

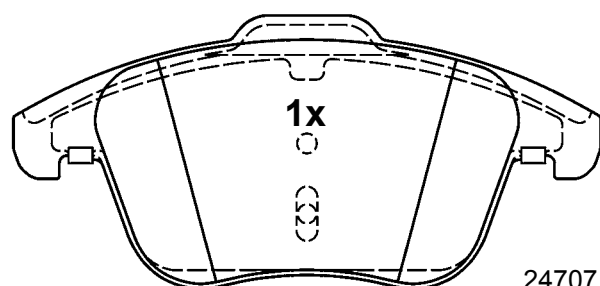
13.0470-7256.2 LD7256 ATE Ceramic



2x

24705 19,8

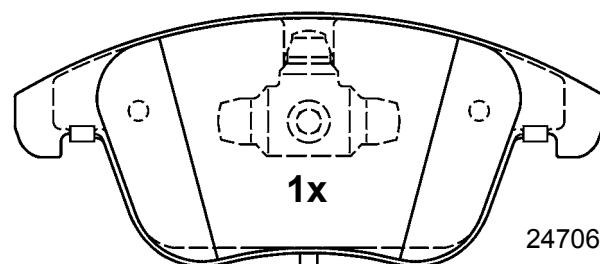
155,1 x 67,0 x 19,8



1x

24707 21,3

155,1 x 72,0 x 21,3



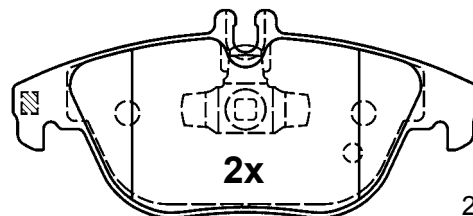
1x

24706 21,3

281mm

155,1 x 67,0 x 21,3

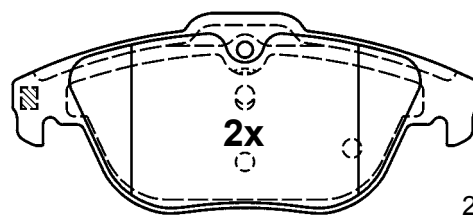
13.0470-7257.2 LD7257 ATE Ceramic



2x

24253 18,0

122,5 x 54,4 x 18,0

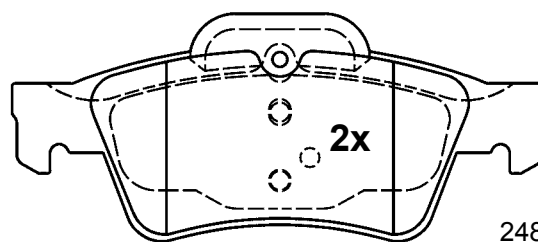


2x

24254 18,0

122,5 x 52,3 x 18,0

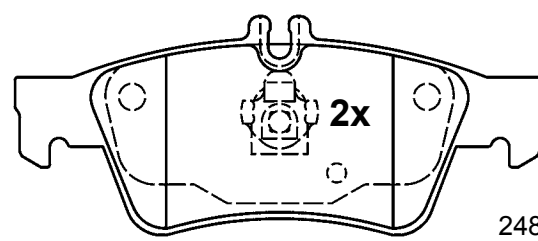
13.0470-7259.2 LD7259 ATE Ceramic



2x

24862 16,7

141,1 x 59,6 x 16,7



2x

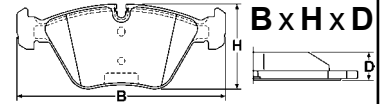
24863 16,7

139,8 x 57,5 x 16,7

Abbildungen Scheibenbremsbeläge

Illustrations disc brake pads - Illustrazioni pastiglie freno -

Illustrations plaquettes de frein - Ilustraciones pastillas de freno



Maßstab - scale - scala - échelle - escala 1:2

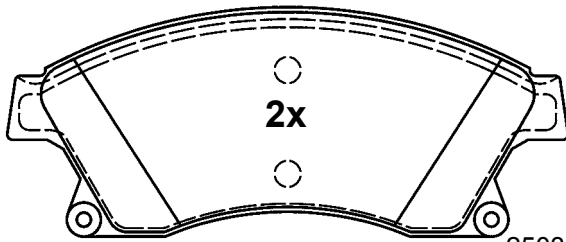
13.0470-7262.2 LD7262 ATE Ceramic



CHEVROLET, OPEL, VAUXHALL

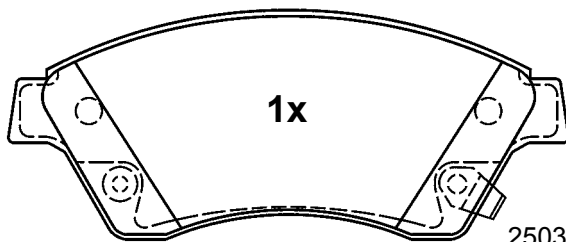


ATE



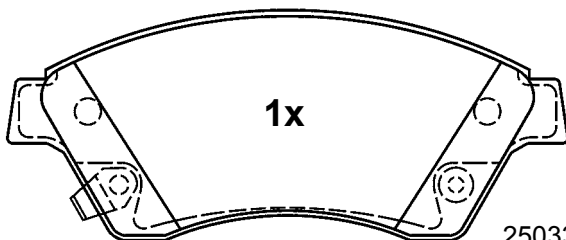
2x

25031 19,1



1x

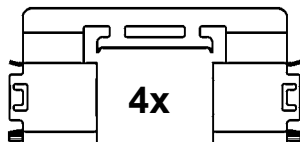
25032 19,1



1x

25033 19,1

148,2 x 60,1 x 19,1



4x

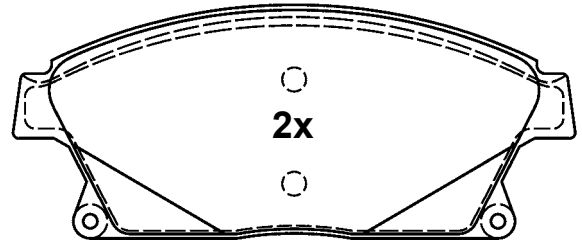
13.0470-7263.2 LD7263 ATE Ceramic



CHEVROLET, OPEL, VAUXHALL

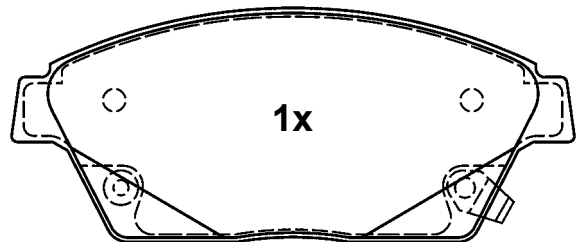


ATE



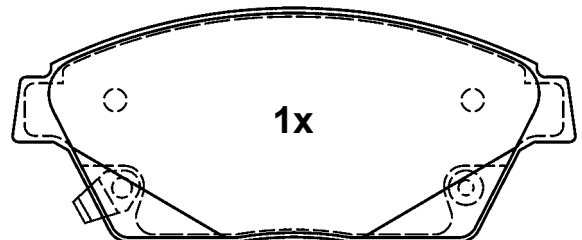
2x

25034 19,1



1x

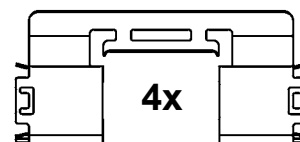
25035 19,1



1x

25036 19,1

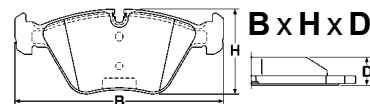
148,2 x 61,1 x 19,1





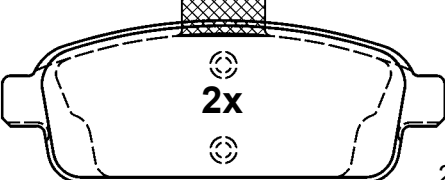
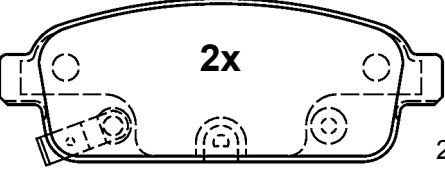



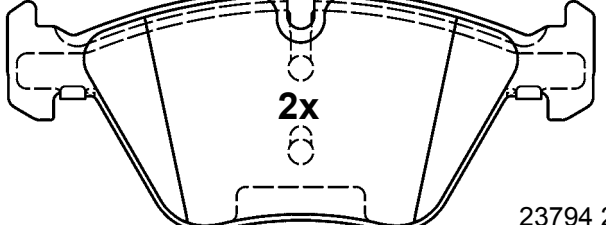
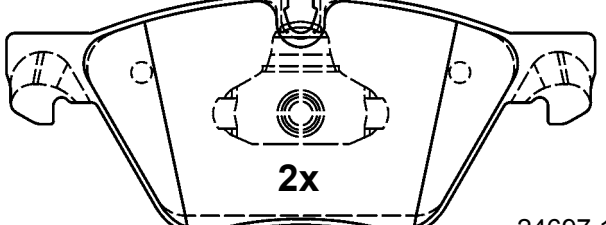


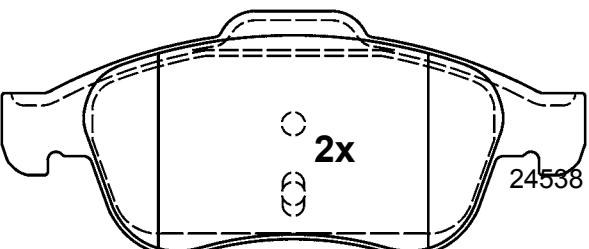
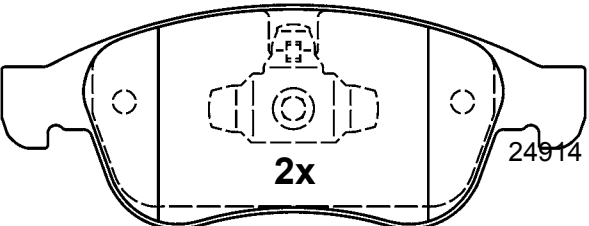


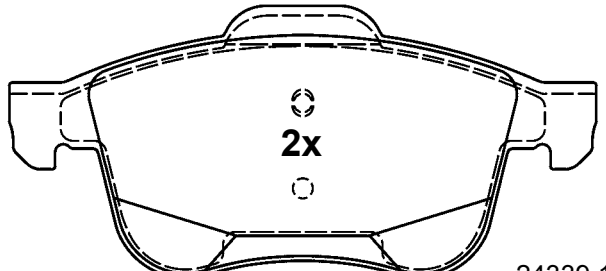
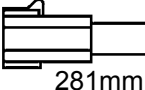
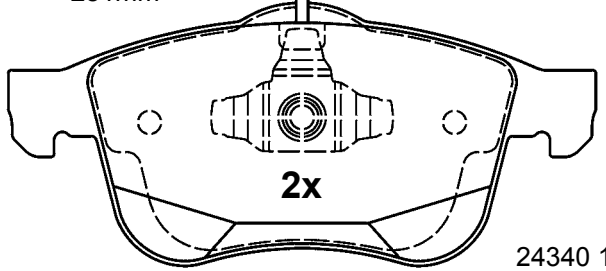
4x

Abbildungen Scheibenbremsbeläge

Illustrations disc brake pads - Illustrazioni pastiglie freno -
Illustrations plaquettes de frein - Ilustraciones pastillas de freno



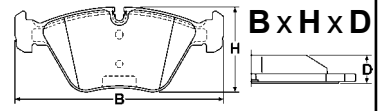
Maßstab - scale - scala - échelle - escala 1:2

13.0470-7264.2 LD7264 ATE Ceramic	13.0470-7268.2 LD7268 ATE Ceramic
<p> CHEVROLET, OPEL, VAUXHAL </p> <p> 2x 25096 17,0</p> <p> 2x 25098 17,0</p> <p>116,5 x 42,7 x 17,0</p> <p> 4x</p>	<p> BMW </p> <p> 2x 23794 20,3</p> <p>154,6 x 63,5 x 20,3</p> <p> 2x 24697 19,3</p> <p>155,1 x 63,5 x 19,3</p>
13.0470-7266.2 LD7266 ATE Ceramic	13.0470-7269.2 LD7269 ATE Ceramic
<p> DACIA, RENAULT </p> <p> 2x 24538 17,9</p> <p>155,1 x 64,7 x 17,9</p> <p> 2x 24914 17,9</p> <p>155,1 x 59,4 x 17,9</p>	<p> ALFA ROMEO </p> <p> 2x 24339 19,5</p> <p>155,1 x 71,5 x 19,5</p> <p> 281mm</p> <p> 2x 24340 19,5</p> <p>155,1 x 69,0 x 19,5</p>

Abbildungen Scheibenbremsbeläge

Illustrations disc brake pads - Illustrazioni pastiglie freno -

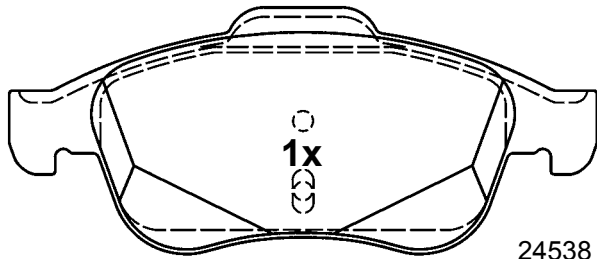
Illustrations plaquettes de frein - Ilustraciones pastillas de freno



Maßstab - scale - scala - échelle - escala 1:2

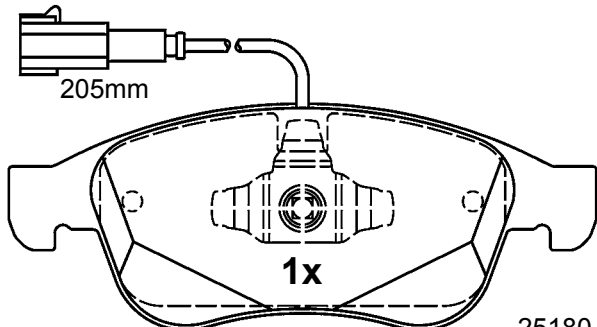
13.0470-7273.2 LD7273 ATE Ceramic

ALFA ROMEO



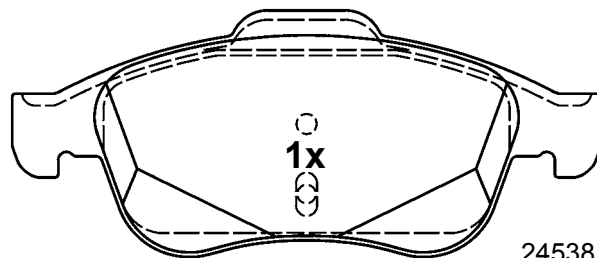
155,1 x 64,7 x 19,4

24538 19,4



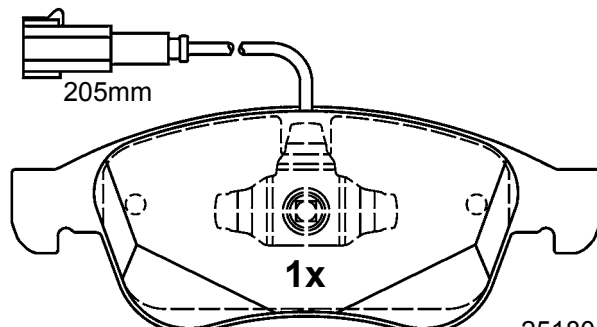
155,1 x 59,4 x 19,0

25180 19,0



155,1 x 64,7 x 19,4

24538 19,4

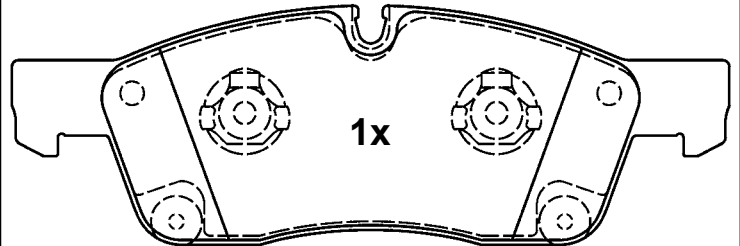


155,1 x 59,4 x 19,0

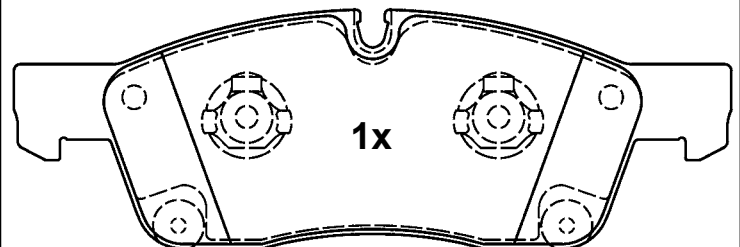
25180 19,0

13.0470-7282.2 LD7282 ATE Ceramic

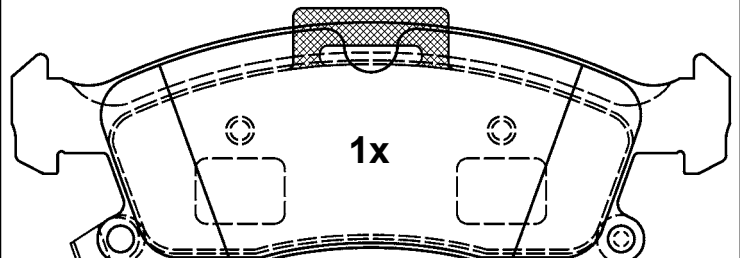
JEEP,
MERCEDES BENZ



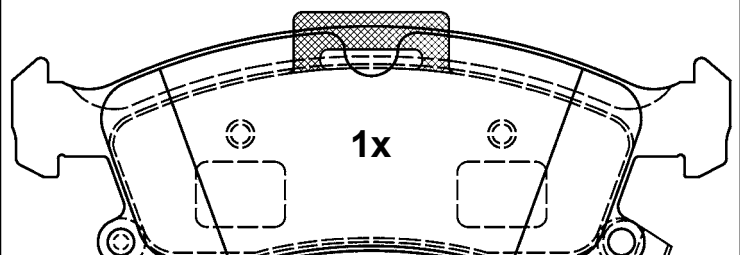
25192 21,3



25192 21,3



25190 21,3



25191 21,3

193,1 x 64,1 x 21,3












A large rectangular area containing 30 horizontal lines, intended for writing or drawing.



- Ⓓ **Abbildungen Bremsbelag-Einbausätze**
- Ⓔ **Illustrations brake pad installation kits**
- Ⓕ **Illustrations Lots de montage pour plaquettes de frein à disque**
- Ⓖ **Illustrazioni kit installazione pastiglie freno**
- Ⓔ **Ilustraciones juegos de montaje pastillas**
- Ⓖ **Afbeeldingen inbouwsets voor remblokjes**
- Ⓓ **Tegning monteringsæt for bremsebakker**
- Ⓔ **Avbildningar bromsbelägg monteringsatts**
- Ⓔ **Ábrák - fékbetét-szerelőkészletek**
- Ⓖ **Figuras Kits de instalação do calço do travão de disco**
- Ⓔ **Изображения монтажных комплектов для тормозных накладок**
- Ⓔ **Zobrazení vestavných sad brzdového obložení**
- Ⓖ **Rysunki zestawów montażowych szczęk hamulca bębnowego**
- Ⓔ **Εικόνες σετ τοποθέτησης τακακίων φρένων**
- Ⓔ **Fren kaplaması montaj takımları resimleri**
- Ⓔ **制动摩擦片——安咩组件图片(新)**
- Ⓔ **図版 ブレーキパッド組み込みキット**
- Ⓔ **صور طواقم ترأيب مزلقات المكابح**



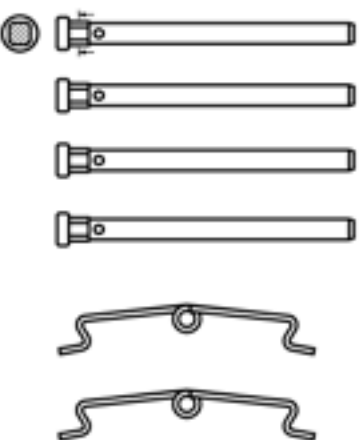


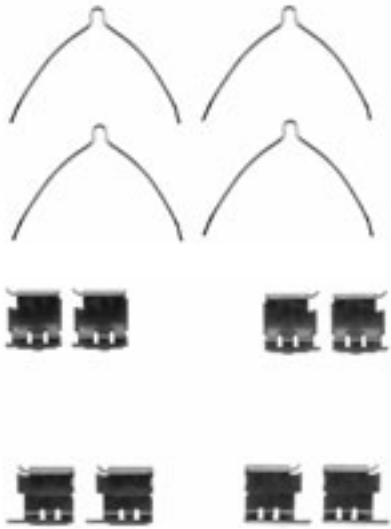

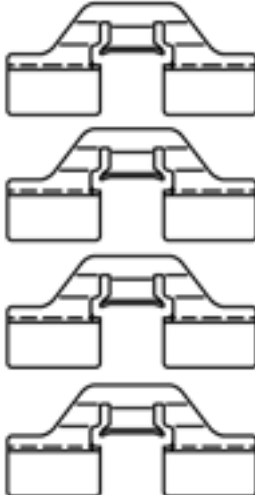

Abbildungen Scheibenbremsbelag Einbausätze

Illustrations brake pad installation kits - Illustrazioni kit installazione pastiglie freno - Illustrations Lots de montage pour plaquettes de frein à disque - Ilustraciones juegos de montaje pastillas freno

13.0460-0010.2 610010	13.0460-0014.2 610014	13.0460-0017.2 610017
		
13.0460-0018.2 610018	13.0460-0023.2 610023	13.0460-0024.2 610024
		
13.0460-0026.2 610026	13.0460-0027.2 610027	13.0460-0029.2 610029
		


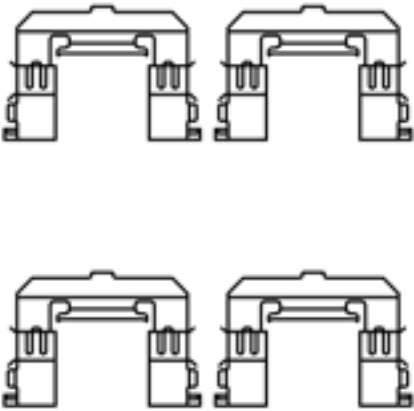

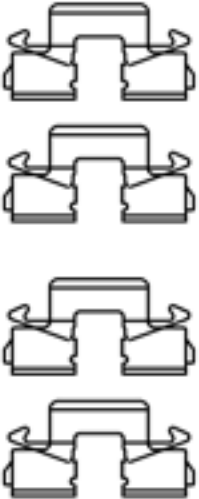
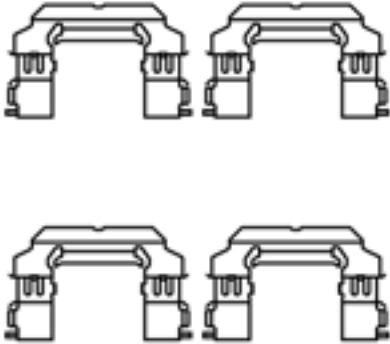




Abbildungen Scheibenbremsbelag Einbausätze

Illustrations brake pad installation kits - Illustrazioni kit installazione pastiglie freno - Illustrations Lots de montage pour plaquettes de frein à disque - Ilustraciones juegos de montaje pastillas freno

13.0460-0035.2 610035	13.0460-0038.2 610038	13.0460-0060.2 610060
		
13.0460-0072.2 610072	13.0460-0073.2 610073	13.0460-0074.2 610074
		
13.0460-0075.2 610075	13.0460-0077.2 610077	13.0460-0088.2 610088
		

Abbildungen Scheibenbremsbelag Einbausätze

Illustrations brake pad installation kits - Illustrazioni kit installazione pastiglie freno - Illustrations Lots de montage pour plaquettes de frein à disque - Ilustraciones juegos de montaje pastillas freno

13.0460-0091.2 610091	13.0460-0112.2 610112	13.0460-0115.2 610115
		
13.0460-0116.2 610116	13.0460-0117.2 610117	13.0460-0121.2 610121
		
13.0460-0122.2 610122	13.0460-0123.2 610123	13.0460-0125.2 610125
		


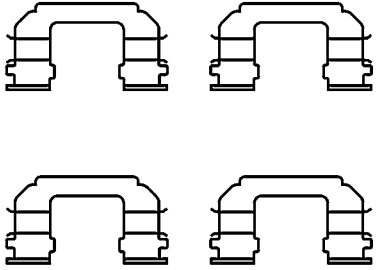

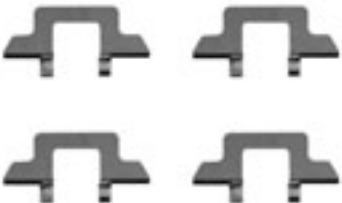

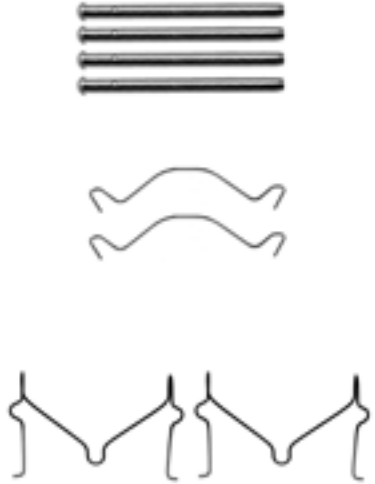



Abbildungen Scheibenbremsbelag Einbausätze

Illustrations brake pad installation kits - Illustrazioni kit installazione pastiglie freno - Illustrations Lots de montage pour plaquettes de frein à disque - Ilustraciones juegos de montaje pastillas freno

13.0460-0126.2 610126	13.0460-0127.2 610127	13.0460-0131.2 610131
13.0460-0132.2 610132	13.0460-0134.2 610134	13.0460-0135.2 610135
13.0460-0136.2 610136	13.0460-0137.2 610137	13.0460-0138.2 610138










Abbildungen Scheibenbremsbelag Einbausätze

Illustrations brake pad installation kits - Illustrazioni kit installazione pastiglie freno - Illustrations Lots de montage pour plaquettes de frein à disque - Ilustraciones juegos de montaje pastillas freno

13.0460-0139.2 610139	13.0460-0140.2 610140	13.0460-0144.2 610144
		
13.0460-0146.2 610146	13.0460-0148.2 610148	13.0460-0149.2 610149
		
13.0460-0150.2 610150	13.0460-0154.2 610154	13.0460-0157.2 610157
		







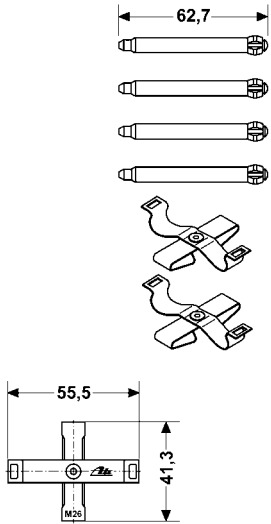

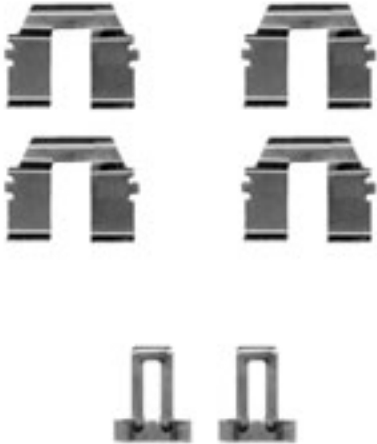
Abbildungen Scheibenbremsbelag Einbausätze

Illustrations brake pad installation kits - Illustrazioni kit installazione pastiglie freno - Illustrations Lots de montage pour plaquettes de frein à disque - Ilustraciones juegos de montaje pastillas freno

13.0460-0158.2 610158	13.0460-0160.2 610160	13.0460-0163.2 610163
		
13.0460-0165.2 610165	13.0460-0171.2 610171	13.0460-0184.2 610184
		
13.0460-0186.2 610186	13.0460-0192.2 610192	13.0460-0193.2 610193
		










Abbildungen Scheibenbremsbelag Einbausätze

Illustrations brake pad installation kits - Illustrazioni kit installazione pastiglie freno - Illustrations Lots de montage pour plaquettes de frein à disque - Ilustraciones juegos de montaje pastillas freno

13.0460-0197.2 610197	13.0460-0198.2 610198	13.0460-0205.2 610205
		
13.0460-0206.2 610206	13.0460-0214.2 610214	13.0460-0215.2 610215
		
13.0460-0217.2 610217	13.0460-0219.2 610219	13.0460-0225.2 610225
		




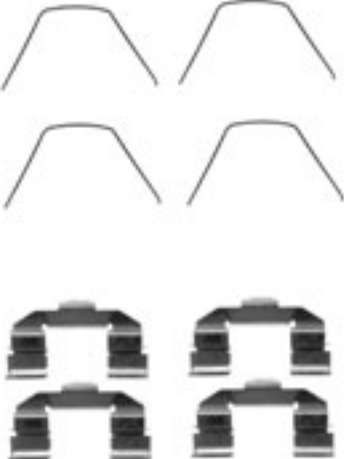



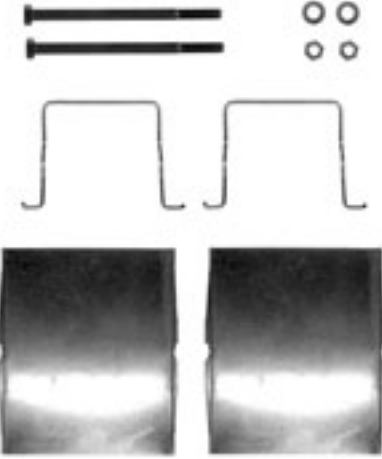

Abbildungen Scheibenbremsbelag Einbausätze

Illustrations brake pad installation kits - Illustrazioni kit installazione pastiglie freno - Illustrations Lots de montage pour plaquettes de frein à disque - Ilustraciones juegos de montaje pastillas freno

13.0460-0229.2 610229	13.0460-0231.2 610231	13.0460-0245.2 610245
		
13.0460-0246.2 610246	13.0460-0248.2 610248	13.0460-0250.2 610250
		
13.0460-0252.2 610252	13.0460-0254.2 610254	13.0460-0256.2 610256
		










Abbildungen Scheibenbremsbelag Einbausätze

Illustrations brake pad installation kits - Illustrazioni kit installazione pastiglie freno - Illustrations Lots de montage pour plaquettes de frein à disque - Ilustraciones juegos de montaje pastillas freno

13.0460-0257.2 610257	13.0460-0258.2 610258	13.0460-0259.2 610259
		
13.0460-0260.2 610260	13.0460-0261.2 610261	13.0460-0262.2 610262
		
13.0460-0263.2 610263	13.0460-0264.2 610264	13.0460-0265.2 610265
		










Abbildungen Scheibenbremsbelag Einbausätze

Illustrations brake pad installation kits - Illustrazioni kit installazione pastiglie freno - Illustrations Lots de montage pour plaquettes de frein à disque - Ilustraciones juegos de montaje pastillas freno

13.0460-0267.2 610267	13.0460-0268.2 610268	13.0460-0269.2 610269
		
13.0460-0275.2 610275	13.0460-0278.2 610278	13.0460-0279.2 610279
		
13.0460-0280.2 610280	13.0460-0281.2 610281	13.0460-0282.2 610282
		

Abbildungen Scheibenbremsbelag Einbausätze









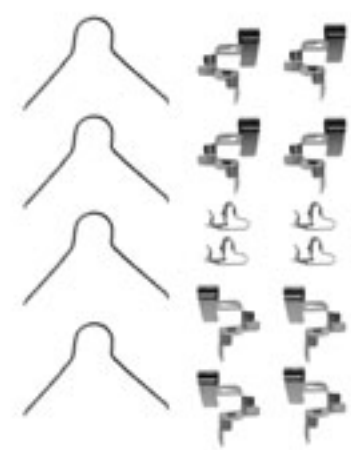
Illustrations brake pad installation kits - Illustrazioni kit installazione pastiglie freno - Illustrations Lots de montage pour plaquettes de frein à disque - Ilustraciones juegos de montaje pastillas freno

13.0460-0283.2 610283	13.0460-0284.2 610284	13.0460-0285.2 610285
		
13.0460-0286.2 610286	13.0460-0287.2 610287	13.0460-0288.2 610288
		
13.0460-0289.2 610289	13.0460-0291.2 610291	13.0460-0294.2 610294
		



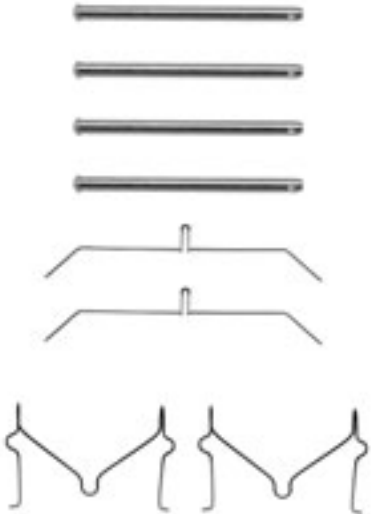


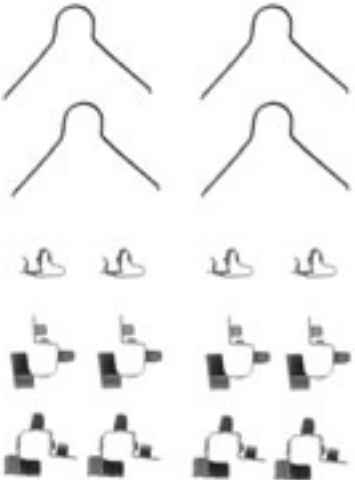



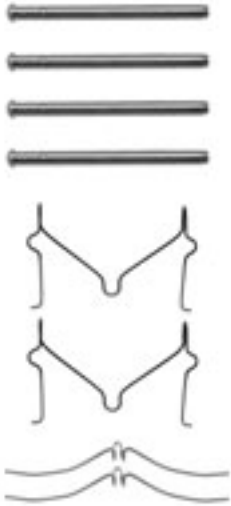
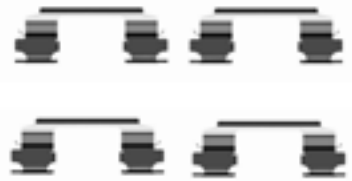
Abbildungen Scheibenbremsbelag Einbausätze

Illustrations brake pad installation kits - Illustrazioni kit installazione pastiglie freno - Illustrations Lots de montage pour plaquettes de frein à disque - Ilustraciones juegos de montaje pastillas freno

13.0460-0295.2 610295	13.0460-0296.2 610296	13.0460-0300.2 610300
		
13.0460-0308.2 610308	13.0460-0313.2 610313	13.0460-0315.2 610315
		
13.0460-0319.2 610319	13.0460-0322.2 610322	13.0460-0325.2 610325
		






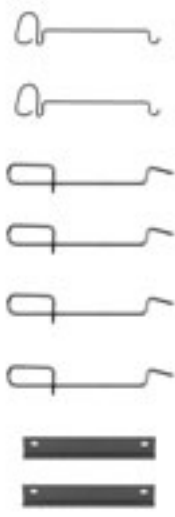
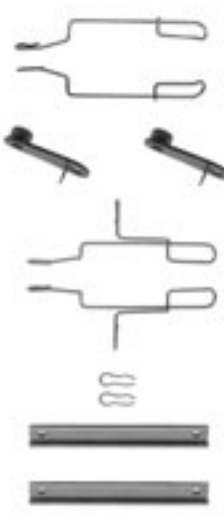
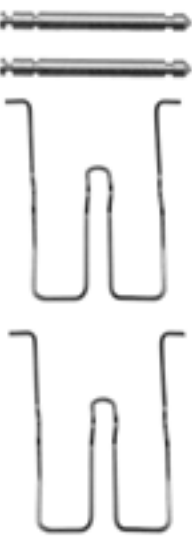

Abbildungen Scheibenbremsbelag Einbausätze

Illustrations brake pad installation kits - Illustrazioni kit installazione pastiglie freno - Illustrations Lots de montage pour plaquettes de frein à disque - Ilustraciones juegos de montaje pastillas freno

13.0460-0327.2 610327	13.0460-0329.2 610329	13.0460-0332.2 610332
		
13.0460-0333.2 610333	13.0460-0335.2 610335	13.0460-0336.2 610336
		
13.0460-0337.2 610337	13.0460-0339.2 610339	13.0460-0340.2 610340
		


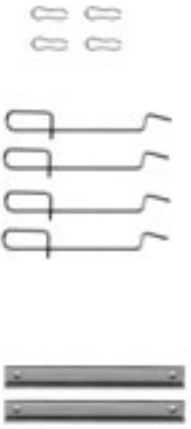


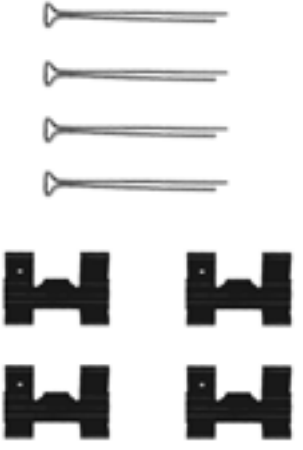




Abbildungen Scheibenbremsbelag Einbausätze

Illustrations brake pad installation kits - Illustrazioni kit installazione pastiglie freno - Illustrations Lots de montage pour plaquettes de frein à disque - Ilustraciones juegos de montaje pastillas freno

13.0460-0341.2 610341	13.0460-0344.2 610344	13.0460-0347.2 610347
		
13.0460-0402.2 610402	13.0460-0403.2 610403	13.0460-0404.2 610404
		
13.0460-0406.2 610406	13.0460-0408.2 610408	13.0460-0409.2 610409
		






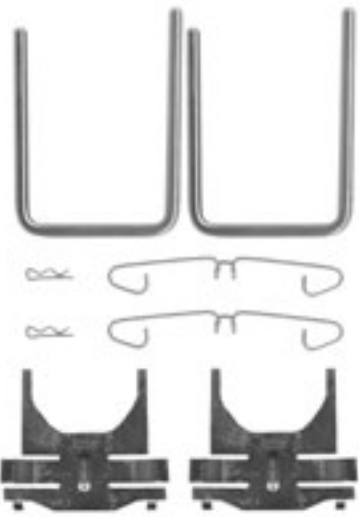

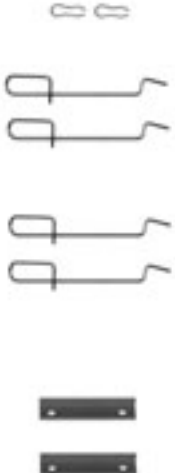

Abbildungen Scheibenbremsbelag Einbausätze

Illustrations brake pad installation kits - Illustrazioni kit installazione pastiglie freno - Illustrations Lots de montage pour plaquettes de frein à disque - Ilustraciones juegos de montaje pastillas freno

13.0460-0410.2 610410	13.0460-0411.2 610411	13.0460-0412.2 610412
		
13.0460-0413.2 610413	13.0460-0414.2 610414	13.0460-0415.2 610415
		
13.0460-0419.2 610419	13.0460-0422.2 610422	13.0460-0423.2 610423
		


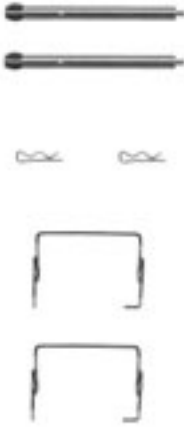


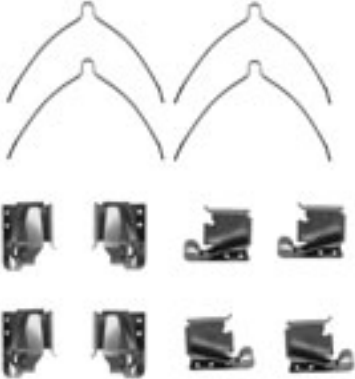




Abbildungen Scheibenbremsbelag Einbausätze

Illustrations brake pad installation kits - Illustrazioni kit installazione pastiglie freno - Illustrations Lots de montage pour plaquettes de frein à disque - Ilustraciones juegos de montaje pastillas freno

13.0460-0424.2 610424	13.0460-0427.2 610427	13.0460-0428.2 610428
		
13.0460-0429.2 610429	13.0460-0430.2 610430	13.0460-0431.2 610431
		
13.0460-0434.2 610434	13.0460-0435.2 610435	13.0460-0436.2 610436
		



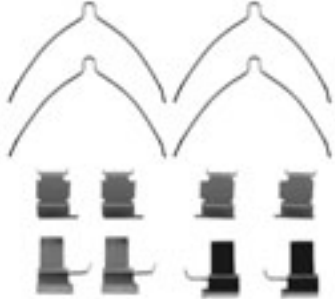
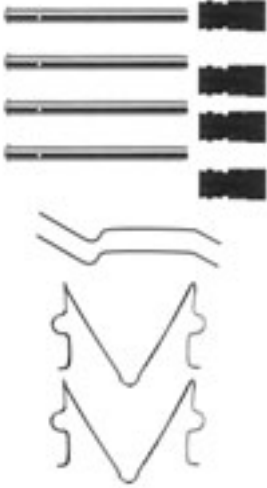





Abbildungen Scheibenbremsbelag Einbausätze

Illustrations brake pad installation kits - Illustrazioni kit installazione pastiglie freno - Illustrations Lots de montage pour plaquettes de frein à disque - Ilustraciones juegos de montaje pastillas freno

13.0460-0437.2 610437	13.0460-0438.2 610438	13.0460-0439.2 610439
		
13.0460-0440.2 610440	13.0460-0441.2 610441	13.0460-0442.2 610442
		
13.0460-0443.2 610443	13.0460-0446.2 610446	13.0460-0447.2 610447
		

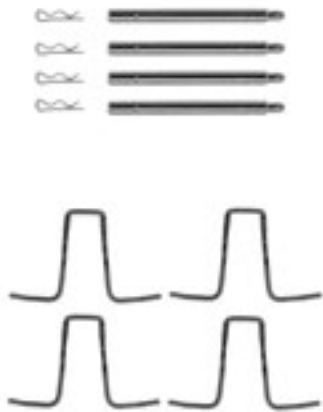
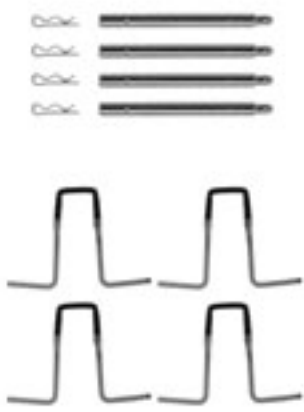
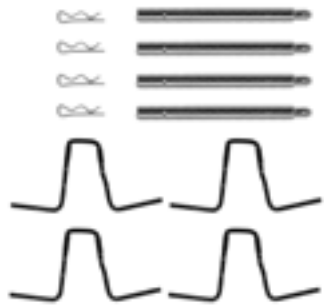

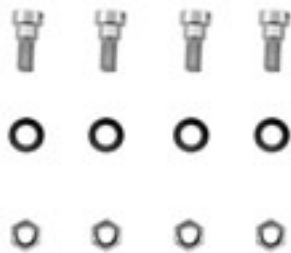
Abbildungen Scheibenbremsbelag Einbausätze

Illustrations brake pad installation kits - Illustrazioni kit installazione pastiglie freno - Illustrations Lots de montage pour plaquettes de frein à disque - Ilustraciones juegos de montaje pastillas freno

13.0460-0448.2 610448	13.0460-0449.2 610449	13.0460-0450.2 610450
		
13.0460-0451.2 610451	13.0460-0452.2 610452	13.0460-0453.2 610453
		
13.0460-0454.2 610454	13.0460-0905.2 610905	13.0460-0908.2 610908
		

Abbildungen Scheibenbremsbelag Einbausätze

Illustrations brake pad installation kits - Illustrazioni kit installazione pastiglie freno - Illustrations Lots de montage pour plaquettes de frein à disque - Ilustraciones juegos de montaje pastillas freno
















13.0460-0910.2 610910	13.0460-0911.2 610911	13.0460-0912.2 610912
		
13.0460-0916.2 610916	13.0460-0918.2 610918	
		



- Ⓓ Abbildungen Warnkontakte
- Ⓔ Illustrations wear indicators
- Ⓕ Illustrations témoins d'usure
- Ⓖ Illustrazioni rilevatori usura
- Ⓔ Ilustraciones contactos de desgaste
- Ⓗ Afbeeldingen waarschuwingscontacten
- Ⓓ Tegning advarselskontakter
- Ⓔ Avbildningar varningskontakter
- Ⓗ Ábrák figyelmeztető érintkező
- Ⓓ Figuras avisador de desgaste
- Ⓔ Изображение контактов предупредительного сигнала
- Ⓒ Zobrazení kontaktů indikátoru opotřebení
- Ⓗ Rysunki styki ostrzegawcze
- Ⓔ Εικόνες επαφών προειδοποίησης
- Ⓓ İkaz kontaklı resimleri
- Ⓔ 警示触点的图示
- Ⓓ 図: ウェアインジケータ
- Ⓓ صور تماس جهاز الإنذار











Abbildungen Warnkontakte

Illustrations wear indicators - Illustrazioni rilevatori usura - Illustrations Témoins d'usure - Ilustraciones contactos de desgaste

24.8190-0005.2		620005		OE - #
  84,4 mm	MERCEDES BENZ Transporter (BM 906) SPRINTER (06-)	2x	2x	906 540 13 17
	VOLKSWAGEN CRAFTER (06-)	2x	2x	2E0 906 206 B
24.8190-0006.2		620006		OE - #
  675 mm	BMW 1er Reihe/F20/F21 Limousine (11-)	1x		34 35 6 792 289
	3er Reihe/F30 Limousine (12-)	1x		
	3er Reihe/F31 Touring (12-)	1x		
	3er Reihe/F34 GT (13-)	1x		
	4er Reihe/F32 Coupe (13-)	1x		
24.8190-0007.2		620007		OE - #
  1045 mm	BMW 1er Reihe/F20/F21 Limousine (11-)		1x	34 35 6 792 292
	3er Reihe/F30 Limousine (12-)		1x	
	3er Reihe/F31 Touring (12-)		1x	
	3er Reihe/F34 GT (13-)		1x	
	4er Reihe/F32 Coupe (13-)		1x	
24.8190-0008.2		620008		OE - #
  1000 mm	BMW 5er Reihe/F10 Limousine (10-)		1x	34 35 2 284 343
	6er Reihe/F12 Cabrio (11-)		1x	
	6er Reihe/F13 Coupe (11-)		1x	
24.8190-0009.2		620009		OE - #
  808 mm	MINI R55 Clubvan (12-)	1x		34 35 6 792 572
	R58 Coupé (11-)	1x		
	R59 Roadster (12-)	1x		



















Abbildungen Warnkontakte

Illustrations wear indicators - Illustrazioni rilevatori usura - Illustrations Témoins d'usure - Ilustraciones contactos de desgaste

24.8190-0010.2		620010		OE - #
	MINI R55 Clubman (07-) R55 Clubvan (12-) R56 (06-) R57 Cabrio (09-) R58 Coupé (11-) R59 Roadster (12-)	1141 mm	1x 1x 1x 1x 1x 1x	34 35 6 792 573
24.8190-0011.2		620011		OE - #
	AUDI Q7 (06-)	362,5 mm	2x	4L0 615 437
24.8190-0012.2		620012		OE - #
	AUDI Q7 (06-)	272,4 mm	2x	4L0 615 437 A
24.8190-0013.2		620013		OE - #
	VOLKSWAGEN TOUAREG II (10-)	323 mm	2x	7P0 907 637
24.8190-0014.2		620014		OE - #
	PORSCHE CAYENNE II (10-) PANAMERA (10-) VOLKSWAGEN TOUAREG II (10-)	296 mm	2x 2x 2x	958 612 365 00 7P0 907 637 A
















Abbildungen Warnkontakte

Illustrations wear indicators - Illustrazioni rilevatori usura - Illustrations Témoins d'usure - Ilustraciones contactos de desgaste

24.8190-0015.2	620015		OE - #
  138 mm	PORSCHE CAYENNE II (10-) VOLKSWAGEN TOUAREG II (10-)	2x 2x	958 612 365 50 7P0 907 637 C
24.8190-0105.2	620105		OE - #
   240 mm	AUDI 100 Quattro (91-94) AUDI V8 (88-94)	2x 2x	441 919 351 A
24.8190-0106.2	620106		OE - #
  270 mm	AUDI TT Coupe (98-06) TT Roadster (99-06) VOLKSWAGEN GOLF IV (98-05)	2x 2x 2x	1J0 615 121
24.8190-0107.2	620107		OE - #
   235 mm	VOLKSWAGEN PASSAT (97-05)	2x	3B7 615 121
24.8190-0201.2	620201		OE - #
   235 mm	BMW 3er Reihe/E30 (82-93) Z1 (88-91)	1x 1x	34 35 9 058 889













Abbildungen Warnkontakte

Illustrations wear indicators - Illustrazioni rilevatori usura - Illustrations Témoins d'usure - Ilustraciones contactos de desgaste

24.8190-0206.2		620206		OE - #
  790 mm	BMW 3er Reihe/E36 (91-00)		1x	34 35 1 181 342
	BMW 3er Reihe/E36 (91-00) Z3 (95-02)		1x	34 35 1 181 338
24.8190-0207.2		620207		OE - #
  786 mm	BMW 3er Reihe/E36 (91-00)		1x	34 35 1 181 338
	BMW Z3 (95-02)		1x	34 35 1 181 338
24.8190-0208.2		620208		OE - #
  569 mm	BMW 7er Reihe/E38 (93-01)		1x	34 35 1 182 064
	BMW 7er Reihe/E38 (93-01)		1x	34 35 1 182 065
24.8190-0209.2		620209		OE - #
  620 mm	BMW 7er Reihe/E38 (93-01)		1x	34 35 1 182 065
	BMW 7er Reihe/E38 (93-01)		1x	34 35 1 182 065
24.8190-0210.2		620210		OE - #
  810 mm	BMW 3er Reihe/E36 (91-00)		1x	34 35 2 227 385
	BMW Z3 (95-02)		1x	34 35 2 227 385
















Abbildungen Warnkontakte

Illustrations wear indicators - Illustrazioni rilevatori usura - Illustrations Témoins d'usure - Ilustraciones contactos de desgaste

24.8190-0211.2		620211		OE - #
  840 mm	BMW			
	3er Reihe/E36 (91-00)		1x	34 35 1 182 533
	Z3 (95-02)		1x	
24.8190-0213.2		620213		OE - #
  262 mm	BMW			
	3er Reihe/E30 (82-93)		1x	34 35 1 179 819
	5er Reihe/E28 (81-87)		1x	
	6er Reihe/E24 (76-89)		1x	
	Z1 (88-91)		1x	
24.8190-0214.2		620214		OE - #
  235 mm	BMW			
	5er Reihe/E28 (81-87)		1x	34 35 1 179 820
	5er Reihe/E34 (88-96)		1x	34 35 1 180 432
	6er Reihe/E24 (76-89)		1x	
	7er Reihe/E32 (86-94)		1x	1x
	8er Reihe/E31 (90-99)		1x	1x
24.8190-0215.2		620215		OE - #
  162 mm	BMW			
	3er Reihe/E21 (75-83)		1x	34 21 2 225 229
	5er Reihe/E12 (72-81)		1x	34 35 1 179 821
	5er Reihe/E28 (81-87)		1x	
	6er Reihe/E24 (76-89)		1x	1x
	7er Reihe/E23 (77-86)		1x	1x











Abbildungen Warnkontakte

Illustrations wear indicators - Illustrazioni rilevatori usura - Illustrations Témoins d'usure - Ilustraciones contactos de desgaste

24.8190-0218.2	620218		OE - #
  545 mm	BMW 5er Reihe/E39 (96-03) Z8 (00-03)	1x 1x	34 35 1 163 066
24.8190-0219.2	620219		OE - #
  764 mm	BMW 5er Reihe/E39 (96-03)	1x	34 35 2 229 018
24.8190-0220.2	620220		OE - #
  601 mm	BMW 3er Reihe/E46 (98-06) Z4 Roadster/E85 (03-08)	1x 1x	34 35 1 164 371
24.8190-0221.2	620221		OE - #
  1338 mm	BMW 3er Reihe/E46 (98-06)	1x	34 35 1 164 372
24.8190-0222.2	620222		OE - #
  1090 mm	BMW 5er Reihe/E39 (96-03)	1x	34 35 1 163 207













Abbildungen Warnkontakte

Illustrations wear indicators - Illustrazioni rilevatori usura - Illustrations Témoins d'usure - Ilustraciones contactos de desgaste

24.8190-0223.2	620223		OE - #
 <p>261 mm</p>	<p>BMW 8er Reihe/E31 (90-99)</p>	<p>1x</p>	<p>34 35 1 181 823</p>
24.8190-0224.2	620224		OE - #
 <p>311 mm</p>	<p>BMW 5er Reihe/E34 (88-96)</p>	<p>1x</p>	<p>34 35 1 181 802</p>
24.8190-0225.2	620225		OE - #
 <p>794 mm</p>	<p>BMW X5 (00-07)</p>	<p>1x</p>	<p>34 35 1 165 579</p>
24.8190-0226.2	620226		OE - #
 <p>712 mm</p>	<p>BMW X5 (00-07)</p>	<p>1x</p>	<p>34 35 1 165 580</p>
24.8190-0227.2	620227		OE - #
 <p>651 mm</p>	<p>BMW 3er Reihe/E46 (98-06)</p>	<p>1x</p>	<p>34 35 6 751 311</p>














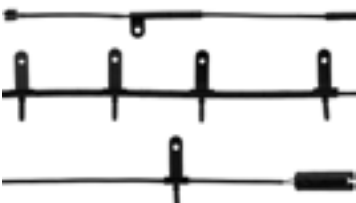


Abbildungen Warnkontakte

Illustrations wear indicators - Illustrazioni rilevatori usura - Illustrations Témoins d'usure - Ilustraciones contactos de desgaste

24.8190-0228.2	620228		OE - #
  1353 mm	BMW 3er Reihe/E46 (98-06)	1x	34 35 2 229 780
24.8190-0229.2	620229		OE - #
  1143 mm	BMW Z4 Coupe/E86 (06-08) Z4 Roadster/E85 (03-08)	1x 1x	34 35 6 757 896
24.8190-0230.2	620230		OE - #
  814 mm	BMW 7er Reihe/E65/66 (02-08)	1x	34 35 6 755 266 34 35 6 778 037
24.8190-0231.2	620231		OE - #
  830 mm	BMW 7er Reihe/E65/66 (02-08)	1x	34 35 6 755 267 34 35 6 778 038


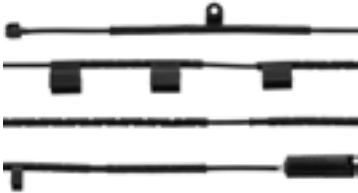










Abbildungen Warnkontakte

Illustrations wear indicators - Illustrazioni rilevatori usura - Illustrations Témoins d'usure - Ilustraciones contactos de desgaste

24.8190-0232.2	620232		OE - #
  578 mm	BMW 7er Reihe/E38 (93-01)	 1x	34 35 1 163 117
24.8190-0233.2	620233		OE - #
  758 mm	BMW Z8 (00-03)	 1x	34 35 1 166 057
24.8190-0234.2	620234		OE - #
  585 mm	BMW 7er Reihe/E38 (93-01)	 1x	34 35 1 165 729
24.8190-0235.2	620235		OE - #
  883 mm	MINI R50/R53 (00-06) R52 Cabrio (04-08)	 1x 1x	34 35 6 761 447





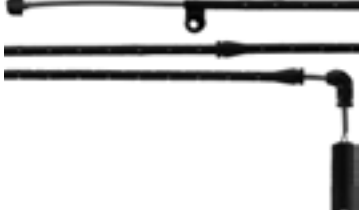







Abbildungen Warnkontakte

Illustrations wear indicators - Illustrazioni rilevatori usura - Illustrations Témoins d'usure - Ilustraciones contactos de desgaste

24.8190-0236.2	620236		OE - #
  1130 mm	MINI R50/R53 (00-06) R52 Cabrio (04-08)	1x 1x	34 35 6 761 448
24.8190-0240.2	620240		OE - #
  735 mm	BMW X3 (03-10)	1x	34 35 3 411 756
24.8190-0241.2	620241		OE - #
  1055 mm	BMW X3 (03-10)	1x	34 35 3 411 757
24.8190-0244.2	620244		OE - #
  611 mm	BMW Z4 Coupe/E86 (06-08) Z4 Roadster/E85 (03-08)	1x 1x	34 35 7 836 795













Abbildungen Warnkontakte

Illustrations wear indicators - Illustrazioni rilevatori usura - Illustrations Témoins d'usure - Ilustraciones contactos de desgaste

24.8190-0245.2	620245		OE - #
  1163 mm	BMW Z4 Coupe/E86 (06-08) Z4 Roadster/E85 (03-08)	1x 1x	34 35 7 836 969
24.8190-0254.2	620254		OE - #
  745 mm	BMW X3 (03-10)	1x	34 35 3 414 662
24.8190-0256.2	620256		OE - #
  992 mm	BMW 5er Reihe/E61 Touring (04-10)	1x	34 35 2 283 035
24.8190-0259.2	620259		OE - #
  930 mm	BMW X6 (08-)	1x	34 35 6 780 698










Abbildungen Warnkontakte

Illustrations wear indicators - Illustrazioni rilevatori usura - Illustrations Témoins d'usure - Ilustraciones contactos de desgaste

24.8190-0260.2	620260		OE - #
  1060 mm	BMW 5er Reihe/F07 GT GRAN TURISMO (09-) 7er Reihe/F01/F02 (08-)	1x	34 35 6 775 850
24.8190-0261.2	620261		OE - #
  1045 mm	BMW 7er Reihe/F01/F02 (08-)	1x	34 35 6 775 858
24.8190-0262.2	620262		OE - #
  1338 mm	BMW Z4 Roadster/E89 (09-)	1x	34 35 6 789 446
24.8190-0263.2	620263		OE - #
  969 mm	BMW Z4 Roadster/E89 (09-)	1x	34 35 6 789 444













Abbildungen Warnkontakte

Illustrations wear indicators - Illustrazioni rilevatori usura - Illustrations Témoins d'usure - Ilustraciones contactos de desgaste

24.8190-0264.2	620264		OE - #
  630 mm	BMW 1er Reihe/E81/E87 Limousine (04-11) 1er Reihe/E82 Coupe (07-) 1er Reihe/E88 Cabrio (08-) 3er Reihe/E90 Limousine (05-12) 3er Reihe/E91 Touring (05-12) 3er Reihe/E92 Coupe (06-13) 3er Reihe/E93 Cabrio (07-)	 1x 1x 1x 1x 1x 1x 1x	 34 35 6 789 439
24.8190-0265.2	620265		OE - #
  1086 mm	BMW 1er Reihe/E81/E87 Limousine (04-11) 1er Reihe/E82 Coupe (07-) 1er Reihe/E88 Cabrio (08-) 3er Reihe/E90 Limousine (05-12) 3er Reihe/E91 Touring (05-12) 3er Reihe/E92 Coupe (06-13) 3er Reihe/E93 Cabrio (07-)	 1x 1x 1x 1x 1x 1x 1x	 34 35 6 789 445
24.8190-0266.2	620266		OE - #
  840 mm	BMW 3er Reihe/E90 Limousine (05-12) 3er Reihe/E91 Touring (05-12) 3er Reihe/E92 Coupe (06-13) X1 (09-)	 1x 1x 1x 1x	 34 35 6 789 441













Abbildungen Warnkontakte

Illustrations wear indicators - Illustrazioni rilevatori usura - Illustrations Témoins d'usure - Ilustraciones contactos de desgaste

24.8190-0267.2		620267		OE - #
  679 mm	BMW			
	1er Reihe/E81/E87 Limousine (04-11)		1x	34 35 6 789 440
	1er Reihe/E82 Coupe (07-)		1x	
	1er Reihe/E88 Cabrio (08-)		1x	
	3er Reihe/E90 Limousine (05-12)		1x	
	3er Reihe/E91 Touring (05-12)		1x	
	3er Reihe/E92 Coupe (06-13)		1x	
3er Reihe/E93 Cabrio (07-)		1x		
24.8190-0268.2		620268		OE - #
  905 mm	BMW			
	X5 (07-13)		1x	34 35 6 789 501
	X6 (08-)		1x	
24.8190-0269.2		620269		OE - #
  965 mm	BMW			
	X5 (07-13)		1x	34 35 6 771 766
	X6 (08-)		1x	34 35 6 789 505
24.8190-0270.2		620270		OE - #
  898 mm	BMW			
	X5 (07-13)		1x	34 35 6 789 502
	X6 (08-)		1x	













Abbildungen Warnkontakte

Illustrations wear indicators - Illustrazioni rilevatori usura - Illustrations Témoins d'usure - Ilustraciones contactos de desgaste

24.8190-0271.2	620271		OE - #
  659 mm	BMW 1er Reihe/E82 Coupe (07-) 3er Reihe/E90 Limousine (05-12) 3er Reihe/E92 Coupe (06-13) 3er Reihe/E93 Cabrio (07-)	1x 1x 1x 1x	34 35 2 283 335
24.8190-0272.2	620272		OE - #
  672 mm	BMW 3er Reihe/E90 Limousine (05-12) 3er Reihe/E92 Coupe (06-13) 3er Reihe/E93 Cabrio (07-)	1x 1x 1x	34 35 2 283 405
24.8190-0273.2	620273		OE - #
  662 mm	BMW 5er Reihe/E60 Limousine (03-10) 5er Reihe/E61 Touring (04-10) 6er Reihe/E63 Coupe (04-11) 6er Reihe/E64 Cabrio (04-11)	1x 1x 1x 1x	34 35 6 789 492
24.8190-0274.2	620274		OE - #
  664 mm	BMW 5er Reihe/E60 Limousine (03-10) 6er Reihe/E63 Coupe (04-11) 6er Reihe/E64 Cabrio (04-11)	1x 1x 1x	34 35 6 789 493













Abbildungen Warnkontakte

Illustrations wear indicators - Illustrazioni rilevatori usura - Illustrations Témoins d'usure - Ilustraciones contactos de desgaste

24.8190-0275.2	620275		OE - #
  872 mm	BMW 5er Reihe/E61 Touring (04-10)	1x	34 35 6 789 494
24.8190-0276.2	620276		OE - #
  674 mm	BMW 5er Reihe/E61 Touring (04-10) 6er Reihe/E63 Coupe (04-11) 6er Reihe/E64 Cabrio (04-11)	1x 1x 1x	34 35 2 282 935
24.8190-0277.2	620277		OE - #
  802 mm	MINI R55 Clubman (07-) R56 (06-) R57 Cabrio (09-)	1x 1x 1x	34 35 6 789 329
24.8190-0278.2	620278		OE - #
  1130 mm	MINI R55 Clubman (07-) R56 (06-) R57 Cabrio (09-)	1x 1x 1x	34 35 6 773 018 34 35 6 789 330













Abbildungen Warnkontakte

Illustrations wear indicators - Illustrazioni rilevatori usura - Illustrations Témoins d'usure - Ilustraciones contactos de desgaste

24.8190-0281.2	620281		OE - #
  962 mm	BMW X5 (07-13) X6 (08-)	1x	34 35 6 789 080
24.8190-0282.2	620282		OE - #
  1120 mm	BMW X1 (09-)	1x	34 35 6 790 341
24.8190-0283.2	620283		OE - #
  632 mm	BMW X1 (09-)	1x	34 35 6 790 340
24.8190-0284.2	620284		OE - #
  650 mm	BMW 1er Reihe/E81/E87 Limousine (04-11) 1er Reihe/E82 Coupe (07-) 1er Reihe/E88 Cabrio (08-) 3er Reihe/E90 Limousine (05-12) 3er Reihe/E91 Touring (05-12) 3er Reihe/E92 Coupe (06-13) 3er Reihe/E93 Cabrio (07-)	1x 1x 1x 1x 1x 1x 1x	34 35 6 792 559





















Abbildungen Warnkontakte

Illustrations wear indicators - Illustrazioni rilevatori usura - Illustrations Témoins d'usure - Ilustraciones contactos de desgaste

24.8190-0285.2	620285		OE - #
  1107 mm	BMW 1er Reihe/E81/E87 Limousine (04-11) 1er Reihe/E82 Coupe (07-) 1er Reihe/E88 Cabrio (08-) 3er Reihe/E90 Limousine (05-12) 3er Reihe/E91 Touring (05-12) 3er Reihe/E92 Coupe (06-13) 3er Reihe/E93 Cabrio (07-)	1x 1x 1x 1x 1x 1x 1x	34 35 6 792 564
24.8190-0286.2	620286		OE - #
  867 mm	BMW 3er Reihe/E90 Limousine (05-12) 3er Reihe/E91 Touring (05-12) 3er Reihe/E92 Coupe (06-13) X1 (09-)	1x 1x 1x 1x	34 35 6 792 561
24.8190-0287.2	620287		OE - #
  723 mm	BMW 1er Reihe/E81/E87 Limousine (04-11) 1er Reihe/E82 Coupe (07-) 1er Reihe/E88 Cabrio (08-) 3er Reihe/E90 Limousine (05-12) 3er Reihe/E91 Touring (05-12) 3er Reihe/E92 Coupe (06-13) 3er Reihe/E93 Cabrio (07-)	1x 1x 1x 1x 1x 1x 1x	34 35 6 792 560
24.8190-0288.2	620288		OE - #
  698 mm	BMW 1er Reihe/E88 Cabrio (08-)	1x	34 35 6 794 285




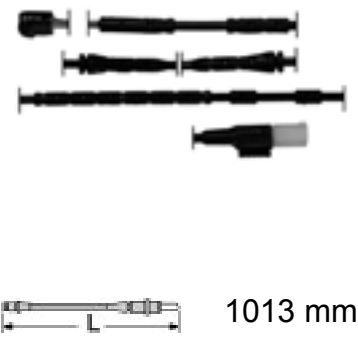



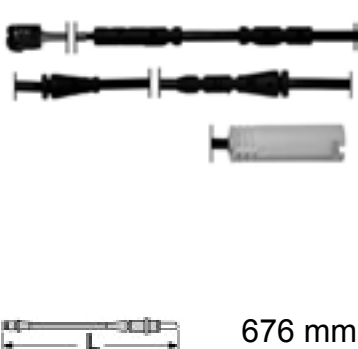
Abbildungen Warnkontakte

Illustrations wear indicators - Illustrazioni rilevatori usura - Illustrations Témoins d'usure - Ilustraciones contactos de desgaste

24.8190-0289.2	620289		OE - #
  938 mm	BMW X5 (07-13) X5 (13-) X6 (08-)	 1x  1x	34 35 6 792 567
24.8190-0290.2	620290		OE - #
  1002 mm	BMW X5 (07-13) X6 (08-)	 1x  1x	34 35 6 792 571
24.8190-0291.2	620291		OE - #
  974 mm	BMW X5 (07-13) X6 (08-)	 1x  1x	34 35 6 792 568
24.8190-0292.2	620292		OE - #
  960 mm	BMW X5 (07-13) X6 (08-)	 1x  1x	34 35 6 792 569













Abbildungen Warnkontakte

Illustrations wear indicators - Illustrazioni rilevatori usura - Illustrations Témoins d'usure - Ilustraciones contactos de desgaste

24.8190-0294.2	620294		OE - #
 <p>1361 mm</p>	<p>BMW Z4 Roadster/E89 (09-)</p>	<p>1x</p>	<p>34 35 6 792 566</p>
24.8190-0295.2	620295		OE - #
 <p>1013 mm</p>	<p>BMW Z4 Roadster/E89 (09-)</p>	<p>1x</p>	<p>34 35 6 792 563</p>
24.8190-0296.2	620296		OE - #
 <p>1141 mm</p>	<p>BMW X1 (09-)</p>	<p>1x</p>	<p>34 35 6 792 565</p>
24.8190-0297.2	620297		OE - #
 <p>676 mm</p>	<p>BMW X1 (09-)</p>	<p>1x</p>	<p>34 35 6 792 562</p>













Abbildungen Warnkontakte

Illustrations wear indicators - Illustrazioni rilevatori usura - Illustrations Témoins d'usure - Ilustraciones contactos de desgaste

24.8190-0298.2		620298		OE - #
  1087 mm	BMW			
	5er Reihe/F07 GT GRAN TURISMO (09-)	1x	34 35 6 791 958	
	5er Reihe/F10 Limousine (10-)	1x		
	5er Reihe/F11 Touring (10-)	1x		
	6er Reihe/F06 Gran Coupé (12-)	1x		
	6er Reihe/F12 Cabrio (11-)	1x		
	6er Reihe/F13 Coupe (11-)	1x		
7er Reihe/F01/F02/F04 (08-)	1x			
24.8190-0299.2		620299		OE - #
  1065 mm	BMW			
	7er Reihe/F01/F02/F04 (08-)	1x	34 35 6 791 960	
24.8190-0300.2		620300		OE - #
  1054 mm	BMW			
	5er Reihe/F07 GT GRAN TURISMO (09-)	1x	34 35 6 791 961	
24.8190-0301.2		620301		OE - #
  311,6 mm	AUDI			
	A6 (4G2/C7) Limousine (11-)	1x	4H0 615 121 J	
	A6 (4G5/C7) Avant (11-)	1x		
	A6 Allroad (12-)	1x		
	A7 Sportback (10-)	2x		
	A8 (09-)	2x		
Q5 (08-)	1x			





















Abbildungen Warnkontakte

Illustrations wear indicators - Illustrazioni rilevatori usura - Illustrations Témoins d'usure - Ilustraciones contactos de desgaste

24.8190-0302.2	620302		OE - #
  367,4 mm	AUDI A3 / A3 Sportback (03-13) TT Coupe (06-) TT Roadster (07-)	1x 1x 1x	8J0 615 437
24.8190-0303.2	620303		OE - #
  296,6 mm	AUDI A8 (09-)	2x	4H0 615 121 E
24.8190-0304.2	620304		OE - #
  724 mm	LAND ROVER RANGE ROVER III (LM) (02-12)	1x	SEM000012
24.8190-0305.2	620305		OE - #
  1184 mm	LAND ROVER RANGE ROVER III (LM) (02-12)	1x	SOE500030











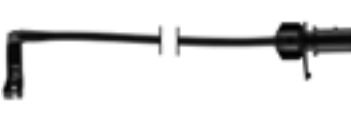

Abbildungen Warnkontakte

Illustrations wear indicators - Illustrazioni rilevatori usura - Illustrations Témoins d'usure - Ilustraciones contactos de desgaste

24.8190-0306.2	620306		OE - #
    908 mm	MINI R60 Countryman (10-) R61 Paceman (12-)	1x 1x	34 35 9 804 833
24.8190-0307.2	620307		OE - #
    957 mm	MINI R60 Countryman (10-) R61 Paceman (12-)	1x 2x	34 35 9 804 834
24.8190-0308.2	620308		OE - #
    1110 mm	BMW 5er Reihe/F11 Touring (10-)	1x	34 35 6 791 963
24.8190-0309.2	620309		OE - #
    954 mm	BMW X3 (10-)	1x	34 35 6 790 303







Abbildungen Warnkontakte

Illustrations wear indicators - Illustrazioni rilevatori usura - Illustrations Témoins d'usure - Ilustraciones contactos de desgaste

24.8190-0310.2	620310		OE - #
  1243 mm	BMW X3 (10-)	1x	34 35 6 790 304
24.8190-0311.2	620311		OE - #
  300 mm	AUDI A6 (4G5/C7) Avant (11-) A6 Allroad (12-) A7 Sportback (10-) Q5 (08-)	1x 1x 2x 1x	8K0 615 121
24.8190-0312.2	620312		OE - #
  915 mm	BMW 5er Reihe/F10 Limousine (10-) 6er Reihe/F06 Gran Coupé (12-) 6er Reihe/F12 Cabrio (11-) 6er Reihe/F13 Coupe (11-)	1x 1x 1x 1x	34 35 6 791 962
24.8190-0313.2	620313		OE - #
  217 mm	AUDI A6 Allroad (12-) A7 Sportback (10-)	1x 1x	4G0 615 121





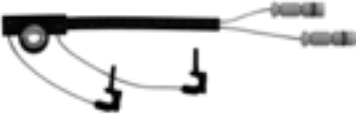




Abbildungen Warnkontakte

Illustrations wear indicators - Illustrazioni rilevatori usura - Illustrations Témoins d'usure - Ilustraciones contactos de desgaste

24.8190-0401.2	620401		OE - #
  95 mm	<p>MERCEDES BENZ</p> <p>(R107) 280 SL-560 SL (71-89)</p> <p>(R129) SL-Klasse (89-93)</p> <p>(W116) 280 S-450 SEL 6,9 (72-80)</p> <p>(W123) 200-300 TD Turbo (76-85)</p> <p>(W124) E-Klasse (85-93)</p> <p>(W126) 260 SE-560 SEC (80-91)</p> <p>(W201) 190-190 E 2,6 (82-93)</p> <p>A-Klasse (W168) (97-04)</p> <p>C-Kl.(W202) Lim.(93-00)/(S202) Kombi (96-01)</p> <p>CLK-Klasse (A208) Cabrio (98-03)</p> <p>CLK-Klasse (C208) Coupe (97-02)</p> <p>CL-Klasse (C140) Coupe (96-99)</p> <p>E-Klasse (A124) Cabrio (93-98)</p> <p>E-Klasse (C124) Coupe (93-97)</p> <p>E-Klasse (S124) Kombi (93-96)</p> <p>E-Klasse (S210) Kombi (96-03)</p> <p>E-Klasse (W124) Limousine (93-95)</p> <p>E-Klasse (W210) Limousine (95-02)</p> <p>G-Klasse (W460) (79-93)</p> <p>S-Klasse (W140) (91-93)/ (W140) (93-98)</p> <p>SLK-Klasse (R170) (96-04)</p> <p>SL-Klasse (R129) (93-01)</p> <p>Transporter (BM 601) / (BM 602)</p> <p>Transporter (BM 611) 407 D-410 D</p> <p>Transporter (BM 667) 507 D-510</p>	<p>4x</p> <p>4x 4x</p> <p>4x</p> <p>4x</p> <p>4x 4x</p> <p>4x 4x</p> <p>4x 4x</p> <p>1x</p> <p>2x 1x</p> <p>2x 1x</p> <p>2x 1x</p> <p>4x 4x</p> <p>2x 2x</p> <p>2x 2x</p> <p>2x 2x</p> <p>2x 2x</p> <p>2x 4x</p> <p>2x 2x</p> <p>4x</p> <p>4x 4x</p> <p>2x 2x</p> <p>2x 4x</p> <p>4x</p> <p>4x</p> <p>4x</p>	<p>126 540 20 17</p> <p>140 540 12 17</p>
24.8190-0402.2	620402		OE - #
  68 mm (150)mm	<p>MERCEDES BENZ</p> <p>(W124) E-Klasse (85-93)</p> <p>(W201) 190-190 E 2,6 (82-93)</p> <p>E-Klasse (A124) Cabrio (93-98)</p> <p>E-Klasse (C124) Coupe (93-97)</p> <p>E-Klasse (S124) Kombi (93-96)</p>	<p>2x</p> <p>2x</p> <p>2x</p> <p>2x</p> <p>2x</p>	<p>201 540 03 17</p>

Abbildungen Warnkontakte

Illustrations wear indicators - Illustrazioni rilevatori usura - Illustrations Témoins d'usure - Ilustraciones contactos de desgaste

24.8190-0403.2	620403		OE - #
  315 mm	MERCEDES BENZ MB-TRAC (BM 440) 65/70/700/800/900 MB-TRAC (BM 441) 1000 UNIMOG (BM 403) / UNIMOG (BM 406) UNIMOG (BM 413) 72/80/800 L UNIMOG (BM 416) / UNIMOG (BM 417) UNIMOG (BM 424) / UNIMOG (BM 427) UNIMOG (BM 435) 435/1300 L/1700/1700 L UNIMOG (BM 436) 1300/1700 UNIMOG (BM 437) 1350-2450 UNIMOG 20 (BM 405.050) (07-) UNIMOG 3000-5000 (BM 437.4) (02-) UNIMOG 300-400 (BM 405.1) (00-)	2x 2x 4x 2x 4x 2x 4x 2x 4x 2x 4x 2x 4x 4x 2x 4x 2x 4x 4x 2x 4x 4x 4x	435 542 00 17
24.8190-0406.2	620406		OE - #
  261 mm	MERCEDES BENZ G-Klasse (W460) (79-93) G-Klasse (W461) (90-) G-Klasse (W463) (90-) G-Klasse (W463) Cabrio (90-)	2x 2x 2x 2x	460 540 06 17
24.8190-0407.2	620407		OE - #
  84 mm (185)mm	MERCEDES BENZ G-Klasse (W461) (90-) G-Klasse (W463) (90-) G-Klasse (W463) Cabrio (90-) V-Klasse (BM638) (96-03) VITO (BM638) (96-03) Transporter (BM 901/902) SPRINTER (95-06) Transporter (BM 903/904) SPRINTER (95-06) Transporter (BM 905) SPRINTER (01-06) VOLKSWAGEN LT/- 4x4 (96-06)	2x 2x 2x 2x 2x 2x 2x 2x 2x 2x 2x 2x	901 540 00 17 901 540 01 17 2D0 919 351

Abbildungen Warnkontakte

Illustrations wear indicators - Illustrazioni rilevatori usura - Illustrations Témoins d'usure - Ilustraciones contactos de desgaste

24.8190-0410.2

620410



OE - #



97,5 mm

MERCEDES BENZ

A-Kl. (W169) (04-11)/ B-Kl. (W245) (05-11)

1x

211 540 17 17

C-Klasse (C204) Coupe (11-)

2x 2x

C-Klasse (CL203) Sportcoupe (01-08)

2x

C-Klasse (CLC203) Coupe (08-10)

1x 1x

C-Klasse (S203) Kombi (01-07)

2x 1x

C-Klasse (S204) Kombi (07-)

1x 1x

C-Klasse (W203) Limousine (00-07)

2x 2x

C-Klasse (W204) Limousine (07-)

1x 1x

CLK-Klasse (A209) Cabrio (03-09)

2x 1x

CLK-Klasse (C209) Coupe (02-09)

2x 1x

CL-Klasse (C215) Coupe (99-06)

2x 1x

CL-Klasse (C216) Coupe (06-)

1x 1x

CLS-Klasse (C218) Coupe (10-)

1x 1x

CLS-Klasse (C219) Coupe (04-10)

2x 1x

CLS-Klasse (X218) Shooting Brake (12-)

1x 1x

E-Klasse (A207) Cabrio (10-)

1x 1x

E-Klasse (C207) Coupe (09-)

1x 1x

E-Klasse (S211) Kombi (03-09)

1x 1x

E-Klasse (S212) Kombi (09-)

2x 1x

E-Klasse (W211) Limousine (02-09)

1x 1x

E-Klasse (W212) Limousine (09-)

1x 1x

GLK-Klasse (X204) (08-)

1x 1x

GL-Klasse (X166) (12-)

1x

M-Klasse (W166) (11-)

1x

S-Klasse (W220) (98-06)

2x 1x

S-Klasse (W221) (06-13)

1x 1x

S-Klasse (W222) (13-)

2x

SLK-Klasse (R171) (04-11)

2x 1x

SLK-Klasse (R172) (11-)

1x 1x

SL-Klasse (R230) (01-11)

2x 1x

SL-Klasse (R231) (12-)

1x

SLR-Klasse (C199) Coupe (04-09)


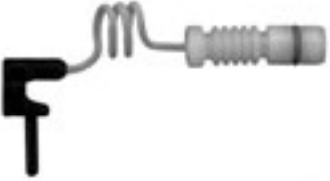











2x

VANEO (BM414) (02-05)

1x







Abbildungen Warnkontakte

Illustrations wear indicators - Illustrazioni rilevatori usura - Illustrations Témoins d'usure - Ilustraciones contactos de desgaste

24.8190-0411.2	620411		OE - #
  72 mm	MERCEDES BENZ M-Klasse (W163) (98-05)	 2x	202 540 07 17
24.8190-0412.2	620412		OE - #
  114 mm	MERCEDES BENZ M-Klasse (W163) (98-05)	 2x	163 540 15 17 163 540 17 17
24.8190-0415.2	620415		OE - #
  239 mm  180 mm	MERCEDES BENZ Transporter (BM 668) 609 D Transporter (BM 669) 709 D/711 D Transporter (BM 670) 809 D-814 D Transporter (BM 905) SPRINTER (01-06) Transporter VARIO (96-)	 2x 2x 2x 2x 2x	669 540 04 17

Abbildungen Warnkontakte










Illustrations wear indicators - Illustrazioni rilevatori usura - Illustrations Témoins d'usure - Ilustraciones contactos de desgaste

24.8190-0418.2	620418		OE - #
  95 mm	<p>MERCEDES BENZ</p> <p>VIANO (BM639) (03-) VITO (BM639) (03-) Transporter (BM 906) SPRINTER (06-)</p> <p>VOLKSWAGEN</p> <p>CRAFTER (06-)</p>	<p>2x 2x 2x 2x 2x 2x</p>	<p>639 540 14 17 639 540 15 17 2E0 906 206 G</p>
24.8190-0419.2	620419		OE - #
  74 mm	<p>MERCEDES BENZ</p> <p>C-Klasse (S202) Kombi (96-01) C-Klasse (W202) Limousine (93-00) CLK-Klasse (A208) Cabrio (98-03) CLK-Klasse (C208) Coupe (97-02) E-Klasse (S210) Kombi (96-03) E-Klasse (W210) Limousine (95-02) SLK-Klasse (R170) (96-04)</p>	<p>2x 2x 2x 2x 2x 2x 2x</p>	<p>210 540 11 17</p>


















Abbildungen Warnkontakte

Illustrations wear indicators - Illustrazioni rilevatori usura - Illustrations Témoins d'usure - Ilustraciones contactos de desgaste

24.8190-0424.2	620424		OE - #
  103,2 mm	<p>MERCEDES BENZ</p> <p>Transporter (BM 906) SPRINTER (06-) VIANO (BM639) (03-) VITO (BM639) (03-)</p> <p>VOLKSWAGEN</p> <p>CRAFTER (06-)</p>	<p>2x 2x 2x 2x</p>	<p>906 540 15 17 2E0 906 206 C</p>
24.8190-0425.2	620425		OE - #
  98 mm	<p>MERCEDES BENZ</p> <p>E-Klasse (S211) Kombi (03-09) E-Klasse (W211) Limousine (02-09) G-Klasse (W463) (90-) GL-Klasse (X164) (06-12) GL-Klasse (X166) (12-) M-Klasse (W164) (05-11) M-Klasse (W166) (11-) R-Klasse (W251,V251) (06-12) S-Klasse (W220) (98-06)</p>	<p>1x 1x 2x 1x 1x 1x 1x 1x 1x 1x 1x 1x</p>	<p>164 540 10 17</p>
24.8190-0701.2	620701		OE - #
  950 mm	<p>OPEL</p> <p>KADETT E / Vau. Astra E/Belmont (84-93)</p>	<p>2x</p>	<p>12 38 353</p>











Abbildungen Warnkontakte

Illustrations wear indicators - Illustrazioni rilevatori usura - Illustrations Témoins d'usure - Ilustraciones contactos de desgaste

24.8190-0702.2		620702		OE - #
	OPEL OMEGA A / Vauxhall Carlton (87-93)		2x	12 38 343 90250705
	860 mm			
24.8190-0703.2		620703		OE - #
	OPEL OMEGA A / Vauxhall Carlton (87-93) SENATOR B / Vauxhall Royal (88-93)		2x 2x	12 38 369 90342177
	860 mm			
24.8190-0704.2				OE - #
	OPEL VECTRA A / Vauxhall Cavalier (89-95)		2x	12 38 349 90335785
	660 mm			
24.8190-0705.2		620705		OE - #
	OPEL ASTRA F / Vauxhall Astra MKIII (91-01) CALIBRA / Vauxhall Calibra (89-97) VECTRA A / Vauxhall Cavalier (89-95)		2x 2x 2x	12 38 348 90335784
	670 mm			
24.8190-0706.2		620706		OE - #
	OPEL OMEGA A / Vauxhall Carlton (87-93)		2x	12 38 403 90305792
	660 mm			




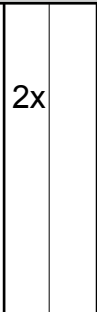



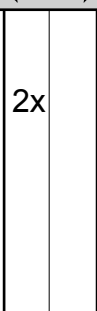



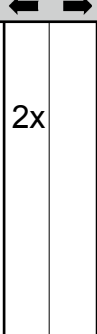



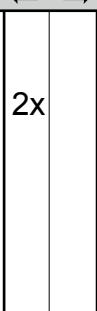



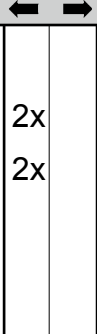
Abbildungen Warnkontakte

Illustrations wear indicators - Illustrazioni rilevatori usura - Illustrations Témoins d'usure - Ilustraciones contactos de desgaste

24.8190-0707.2	620707		OE - #
 <p>685 mm</p>	<p>OPEL ASTRA F / Vauxhall Astra MKIII (91-01) CALIBRA / Vauxhall Calibra (89-97) VECTRA A / Vauxhall Cavalier (89-95)</p>	<p>2x 2x 2x</p>	<p>12 38 984 90425491</p>
24.8190-0708.2	620708		OE - #
 <p>950 mm</p>	<p>OPEL KADETT E / Vau. Astra E/Belmont (84-93)</p>	<p>2x</p>	<p>12 38 404 90305918</p>
24.8190-0709.2	620709		OE - #
 <p>660 mm</p>	<p>OPEL SENATOR B / Vauxhall Royal (88-93)</p>	<p>2x</p>	<p>12 38 409 90343961</p>
24.8190-0710.2	620710		OE - #
 <p>730 mm</p>	<p>OPEL OMEGA B / Vauxhall Omega (94-03)</p>	<p>2x</p>	<p>62 38 322 90495145</p>
24.8190-0711.2	620711		OE - #
 <p>730 mm</p>	<p>OPEL OMEGA B / Vauxhall Omega (94-03)</p>	<p>2x</p>	<p>62 38 323 90495144</p>










Abbildungen Warnkontakte

Illustrations wear indicators - Illustrazioni rilevatori usura - Illustrations Témoins d'usure - Ilustraciones contactos de desgaste

24.8190-0712.2	620712		OE - #
  660 mm	OPEL OMEGA A / Vauxhall Carlton (87-93)	2x 	12 38 408 90343962
24.8190-0713.2	620713		OE - #
  685 mm	OPEL CALIBRA / Vauxhall Calibra (89-97)	2x 	62 38 399 90538302
24.8190-0714.2	620714		OE - #
  660 mm	OPEL VECTRA B / Vauxhall Vectra (96-02)	2x 	62 38 388 90497051
24.8190-0715.2	620715		OE - #
  660 mm	OPEL VECTRA B / Vauxhall Vectra (96-02)	2x 	62 38 389 90497052
24.8190-0716.2	620716		OE - #
  680 mm	OPEL OMEGA A / Vauxhall Carlton (87-93) SENATOR B / Vauxhall Royal (88-93)	2x 2x 	12 38 783 90345102


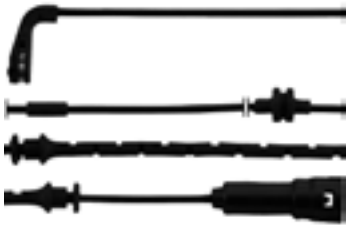










Abbildungen Warnkontakte

Illustrations wear indicators - Illustrazioni rilevatori usura - Illustrations Témoins d'usure - Ilustraciones contactos de desgaste

24.8190-0718.2	620718		OE - #
  720 mm	<p>OPEL ASTRA G / Vauxhall Astra MKIV (98-04) ZAFIRA I / Vauxhall Zafira I (99-05)</p> <p>SAAB 9-3 (YS3D) (98-02) 9-3 Cabriolet (YS3D) (98-03) 9-5 Limousine (YS3E) (97-10) 9-5 Kombi (YS3E) (98-10) 900 (94-98)</p>	<p>2x 2x 2x 2x 2x 2x 2x</p>	<p>12 38 442 13122323</p>
24.8190-0719.2	620719		OE - #
  686 mm	<p>OPEL SIGNUM / Vauxhall Signum (03-08) VECTRA C (F68,F69)/Vau. Vectra MK II (02-08) VECTRA C Caravan (F35) / Vau. MK II (03-08)</p>	<p>1x 1x 1x</p>	<p>62 38 230 24427919</p>
24.8190-0720.2	620720		OE - #
  287 mm	<p>OPEL ASTRA H / GTC / Vauxhall Astra MKV (04-10) ASTRA H Caravan/VauAstra MKV Esate(04-10) ASTRA H TwinTop (06-10) SIGNUM / Vauxhall Signum (03-08) VECTRA C (F68,F69)/Vau. Vectra MK II (02-08) VECTRA C Caravan (F35) / Vau. MK II (03-08) ZAFIRA II / Vauxhall Zafira II (05-11)</p>	<p>1x 1x 1x 1x 1x 1x 1x 1x 1x 1x 1x</p>	<p>62 35 647 13116560</p>
















Abbildungen Warnkontakte

Illustrations wear indicators - Illustrazioni rilevatori usura - Illustrations Témoins d'usure - Ilustraciones contactos de desgaste

24.8190-0721.2		620721		OE - #
  700 mm	OPEL			
	SIGNUM / Vauxhall Signum (03-08)		1x	62 35 623
	VECTRA C (F68,F69)/Vau. Vectra MK II (02-08)		1x	13131256
	VECTRA C Caravan (F35) / Vau. MK II (03-08)		1x	
24.8190-0722.2		620722		OE - #
  302 mm	OPEL			
	SIGNUM / Vauxhall Signum (03-08)		1x	62 35 648
	VECTRA C (F68,F69)/Vau. Vectra MK II (02-08)		1x	13139260
	VECTRA C Caravan (F35) / Vau. MK II (03-08)		1x	
24.8190-0903.2		620903		OE - #
  1005 mm	PORSCHE			
	928 (77-95)		2x	928 612 311 01
				928 612 311 02
				928 612 311 03
24.8190-0904.2		620904		OE - #
  275 mm	PORSCHE			
	911 (63-90)		2x 2x	944 612 211 00
	944 (81-91)		2x	944 612 211 02













Abbildungen Warnkontakte

Illustrations wear indicators - Illustrazioni rilevatori usura - Illustrations Témoins d'usure - Ilustraciones contactos de desgaste

24.8190-0905.2		620905		OE - #
  357 mm	PORSCHE 944 (81-91)	2x	944 612 211 01	
24.8190-0909.2		620909		OE - #
  207 mm	PORSCHE 928 (77-95)	2x	928 612 315 02	
24.8190-0910.2		620910		OE - #
  515 mm	PORSCHE 928 (77-95)	2x	928 612 313 02	
24.8190-0913.2		620913		OE - #
  308 mm	PORSCHE 944 (81-91)	2x	944 612 212 01	
24.8190-0915.2		620915		OE - #
  333 mm	PORSCHE 928 (77-95)	2x	928 612 365 01	


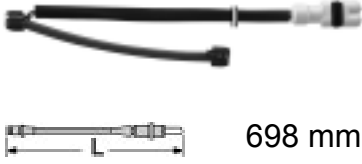

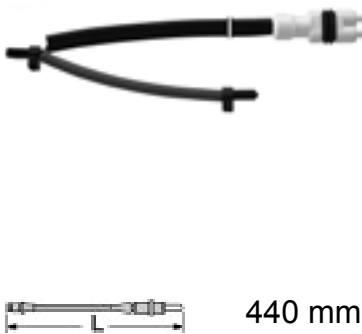



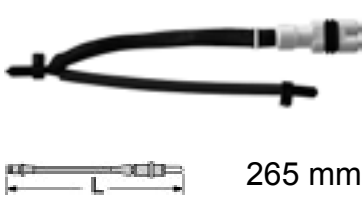


Abbildungen Warnkontakte

Illustrations wear indicators - Illustrazioni rilevatori usura - Illustrations Témoins d'usure - Ilustraciones contactos de desgaste

24.8190-0916.2	620916		OE - #
  395 mm	PORSCHE 944 (81-91) 968 COUPE (91-95) 968 CABRIO (91-95)	2x 2x 2x 2x 2x 2x	944 612 365 01
24.8190-0917.2	620917		OE - #
  518 mm	PORSCHE 911 (964) (88-93) 911 CABRIO (964) (89-94) 911 (993) (93-97) 911 TARGA (993) (95-97) 911 CABRIO (993) (94-97)	2x 2x 2x 2x 2x	964 612 363 01
24.8190-0918.2	620918		OE - #
  440 mm	PORSCHE 911 (964) (88-93) 911 CABRIO (964) (89-94)	2x 2x	964 612 365 01
24.8190-0919.2	620919		OE - #
  638 mm	PORSCHE 928 (77-95)	2x	928 612 363 00 928 612 363 01
















Abbildungen Warnkontakte

Illustrations wear indicators - Illustrazioni rilevatori usura - Illustrations Témoins d'usure - Ilustraciones contactos de desgaste

24.8190-0920.2		620920		OE - #
 <p>698 mm</p>	PORSCHE			
	911 (993) (93-97)		2x	993 612 365 01
	911 TARGA (993) (95-97)		2x	
	911 CABRIO (993) (94-97)		2x	
24.8190-0921.2		620921		OE - #
 <p>440 mm</p>	PORSCHE			
	911 (996) (97-05)		2x	996 612 365 00
	911 TARGA (996) (01-05)		2x	
	911 CABRIO (996) (98-05)		2x	
	911 COUPE (997) (04-)		2x	
	911 CABRIO (997) (05-)		2x	
BOXSTER (986) (96-04)		2x		
24.8190-0922.2		620922		OE - #
 <p>440 mm</p>	PORSCHE			
	BOXSTER (986) (96-04)		2x	986 612 365 00
	BOXSTER (987) (05-11)		2x	
	CAYMAN (987C) (05-12)		2x	
24.8190-0925.2		620925		OE - #
 <p>265 mm</p>	PORSCHE			
	928 (77-95)		2x	928 612 366 00
24.8190-0926.2		620926		OE - #
 <p>475 mm</p>	PORSCHE			
	911 (964) (88-93)		2x	993 612 368 00
	911 (993) (93-97)		2x	
	911 CABRIO (993) (94-97)		2x	
















Abbildungen Warnkontakte

Illustrations wear indicators - Illustrazioni rilevatori usura - Illustrations Témoins d'usure - Ilustraciones contactos de desgaste

24.8190-0927.2		620927		OE - #
	PORSCHE 911 (63-90)		2x	993 612 965 01
 276 mm				
24.8190-0929.2		620929		OE - #
	AUDI Q7 (06-)		2x	7L0 907 637
	PORSCHE CAYENNE I (03-10)		2x	955 612 365 00
 417,4 mm	VOLKSWAGEN TOUAREG I (03-10)		2x	7L0 907 637
24.8190-0930.2		620930		OE - #
	AUDI Q7 (06-)		2x	7L0 907 637 C
	PORSCHE CAYENNE I (03-10)		2x	955 612 365 20 955 612 365 30
 252,4 mm	VOLKSWAGEN TOUAREG I (03-10)		2x	7L0 907 637 C
24.8190-0931.2		620931		OE - #
	PORSCHE 911 COUPE (997) (04-) 911 CABRIO (997) (05-)		2x 2x	997 612 678 00
 336 mm				
24.8190-0932.2		620932		OE - #
	PORSCHE BOXSTER (987) (05-11) CAYMAN (987C) (05-12)		2x 2x	987 612 676 01
 461 mm				

















Abbildungen Warnkontakte

Illustrations wear indicators - Illustrazioni rilevatori usura - Illustrations Témoins d'usure - Ilustraciones contactos de desgaste

24.8190-0933.2		620933		OE - #
  305 mm	PORSCHE			
	911 COUPE (997) (04-)		1x	997 612 757 00
	911 CABRIO (997) (05-)		1x	
	BOXSTER (987) (05-11)		2x	
	CAYMAN (987C) (05-12)		1x	
24.8190-0934.2		620934		OE - #
  295 mm	PORSCHE			
	BOXSTER (987) (05-11)		2x	997 612 755 00
	CAYMAN (987C) (05-12)		1x	
24.8190-0935.2		620935		OE - #
  315 mm	PORSCHE			
	CAYMAN (987C) (05-12)		1x	997 612 758 00
24.8190-0936.2		620936		OE - #
  367,4 mm	PORSCHE			
	CAYENNE I (03-10)		2x	955 612 365 60
	VOLKSWAGEN			
	TOUAREG I (03-10)		2x	7L5 907 637 A
24.8190-0937.2		620937		OE - #
  237,4 mm	AUDI			
	Q7 (06-)		2x	7L5 907 637 B
	PORSCHE			
CAYENNE I (03-10)		2x	955 612 365 70	








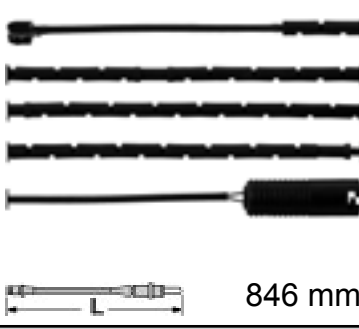

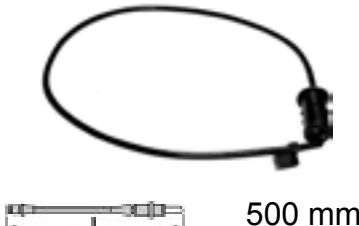
Abbildungen Warnkontakte

Illustrations wear indicators - Illustrazioni rilevatori usura - Illustrations Témoins d'usure - Ilustraciones contactos de desgaste

24.8190-1302.2		621302		OE - #		
  276 mm	DAIMLER XJ (40,81) (89-94)	2x		DBC 6595		
	JAGUAR XJ (XJ 40,81) (86-94) XJ (X300) (94-97) XJS (88-96) XK8 COUPE (QEV) (96-05) XK8 CONVERTIBLE (QDV) (96-05)	2x 2x 2x 2x				
24.8190-1304.2		621304				OE - #
  289 mm	IVECO DAILY I / GRINTA DAILY II (99-06)	2x 2x 2x 2x				1908407
24.8190-1305.2		621305				OE - #
  1147 mm	LAND ROVER DISCOVERY III (04-09) RANGE ROVER SPORT (LS) (05-)	1x 1x		SEM000024		
24.8190-1306.2		621306		OE - #		
  1156 mm	LAND ROVER DISCOVERY III (04-09) RANGE ROVER SPORT (LS) (05-)	1x 1x		SOE000025		

Abbildungen Warnkontakte

Illustrations wear indicators - Illustrazioni rilevatori usura - Illustrations Témoins d'usure - Ilustraciones contactos de desgaste

24.8190-1307.2	621307		OE - #
 <p>1185 mm</p>	<p>LAND ROVER RANGE ROVER SPORT (LS) (05-)</p>	1x	SEM500026
24.8190-1308.2	621308		OE - #
 <p>1118 mm</p>	<p>LAND ROVER RANGE ROVER III (LM) (02-12)</p>	1x	SOE000011
24.8190-2801.2	622801		OE - #
 <p>1103 mm</p>	<p>MG ZT Limousine (01-05) ZT-T Kombi (01-05) ROVER 75-Series (RJ) (99-04) 75 Serie (RX) (04-)</p>	1x 1x 1x 1x	SOM100030
24.8190-2802.2	622802		OE - #
 <p>846 mm</p>	<p>MG ZT Limousine (01-05) ZT-T Kombi (01-05) ROVER 75-Series (RJ) (99-04) 75 Serie (RX) (04-)</p>	1x 1x 1x 1x	SOE100010
24.8190-2901.2	622901		OE - #
 <p>500 mm</p>	<p>IVECO EUROCARGO Z-REIHE / ZETA</p>	2x 2x 2x 2x	1907942



A large rectangular area containing 30 horizontal lines, intended for writing.

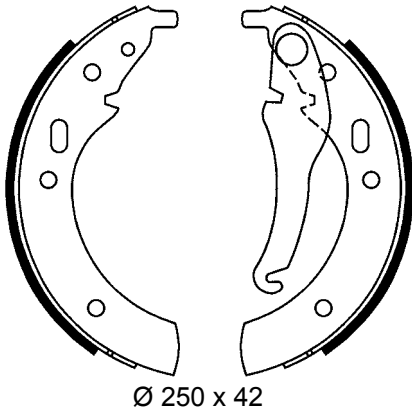


- Ⓓ Abbildungen Trommelbremsbacken
- Ⓔ Illustrations drum brake shoes
- Ⓕ Illustrations Mâchoires de frein à tambour
- Ⓖ Illustrazioni ganasce freno
- Ⓔ Ilustraciones zapatas freno de tambor
- Ⓗ Afbeeldingen trommelremschoenen
- Ⓓ Tegning bremsebakker
- Ⓔ Avbildningar trumbromsbackar
- Ⓗ Ábrák - fékpofa dobfékhez
- Ⓗ Figuras Calços de travão de tambor
- Ⓔ Рисунки барабанных колодок
- Ⓒ Zobrazení čelistí bubnových brzd
- Ⓗ Rysunki szczęk hamulca bębnowego
- Ⓔ Εικόνες σιαγόνων τυμπάνων πέδησης
- Ⓓ Fren pabuçları resimleri
- Ⓔ 制动渐缴棍图片
- Ⓗ 図版 ドラムブレーキシュー
- Ⓔ صور فكّي المكبح الطبلي

Abbildungen Trommelbremsbacken

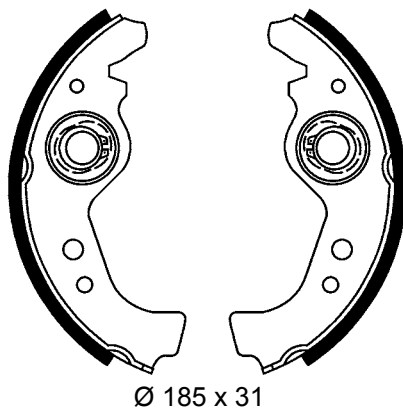
Illustrations drum brake shoes - Illustrazioni ganasce freno - Illustrations Mâchoires de frein à tambour - Ilustraciones zapatas freno de tambor

03.0137-0009.2 650009



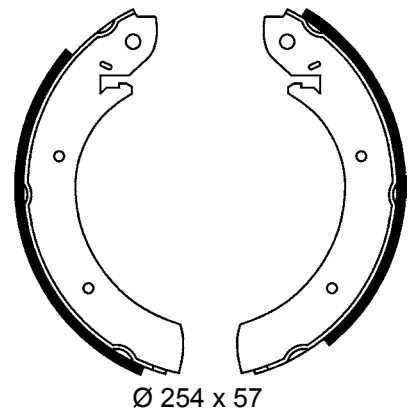
Ø 250 x 42

03.0137-0015.2 650015



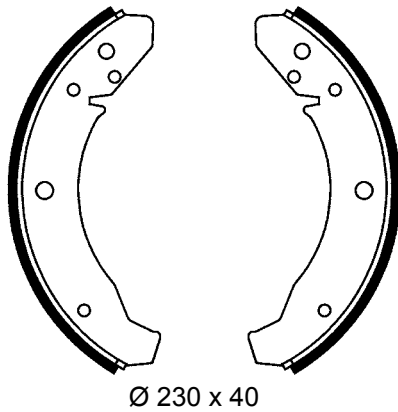
Ø 185 x 31

03.0137-0036.2 650036



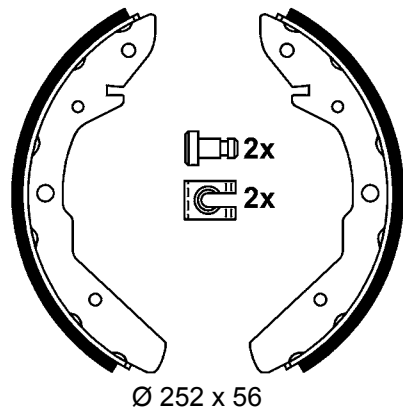
Ø 254 x 57

03.0137-0041.2 650041



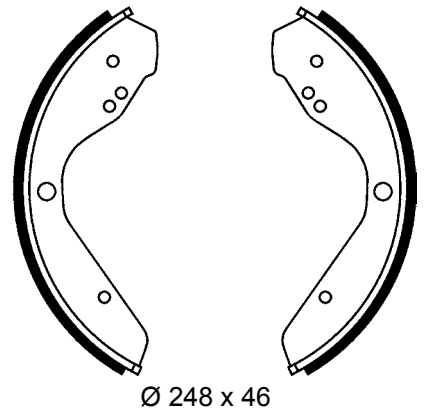
Ø 230 x 40

03.0137-0055.2 650055



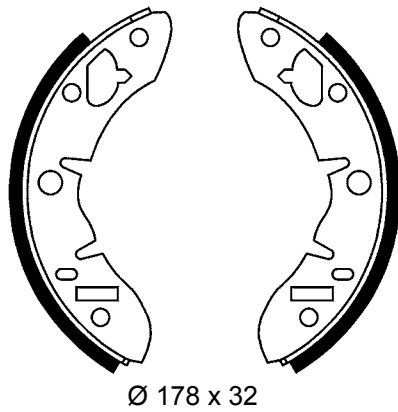
Ø 252 x 56

03.0137-0073.2 650073



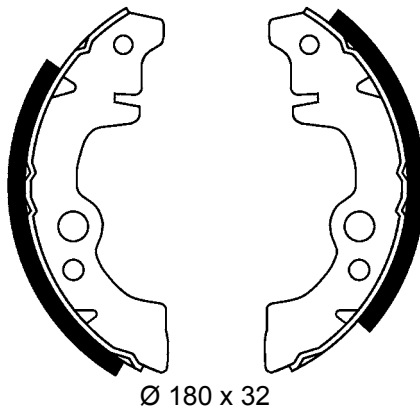
Ø 248 x 46

03.0137-0080.2 650080



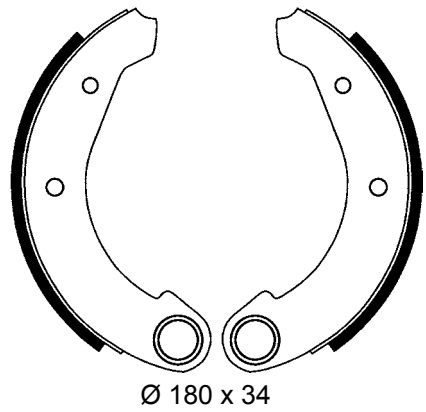
Ø 178 x 32

03.0137-0082.2 650082



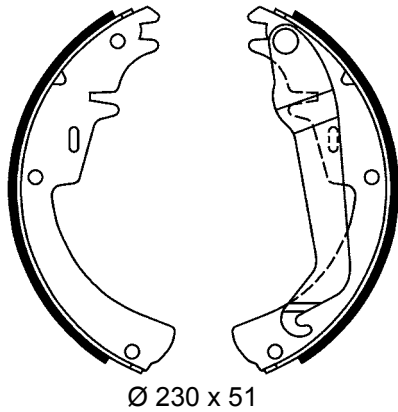
Ø 180 x 32

03.0137-0092.2 650092



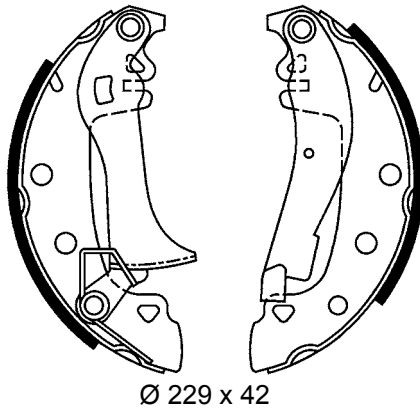
Ø 180 x 34

03.0137-0108.2 650108



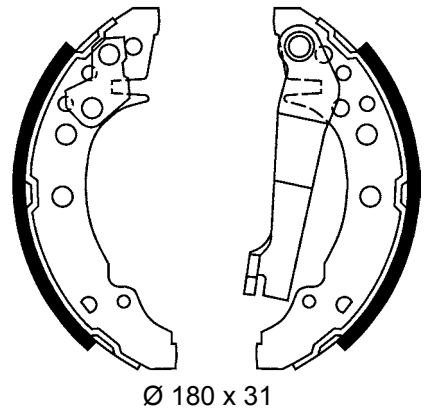
Ø 230 x 51

03.0137-0124.2 650124



Ø 229 x 42

03.0137-0126.2 650126

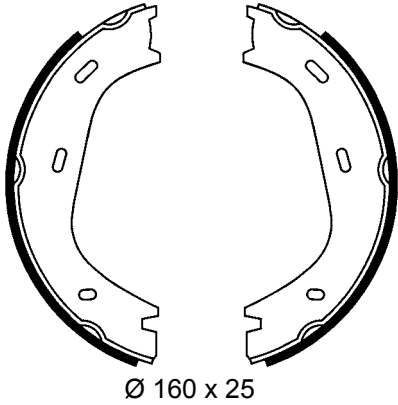


Ø 180 x 31

Abbildungen Trommelbremsbacken

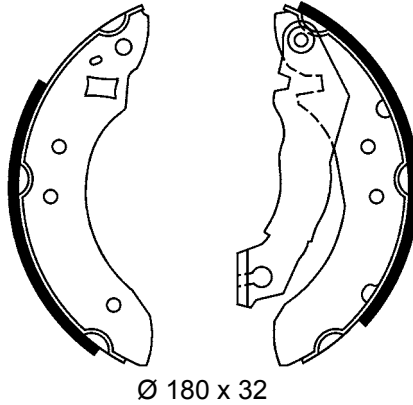
Illustrations drum brake shoes - Illustrazioni ganasce freno - Illustrations Mâchoires de frein à tambour - Ilustraciones zapatas freno de tambor

03.0137-0128.2 650128



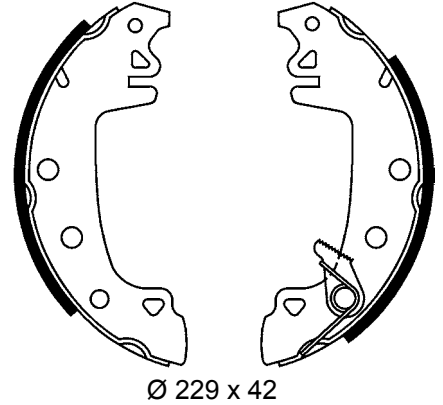
Ø 160 x 25

03.0137-0138.2 650138



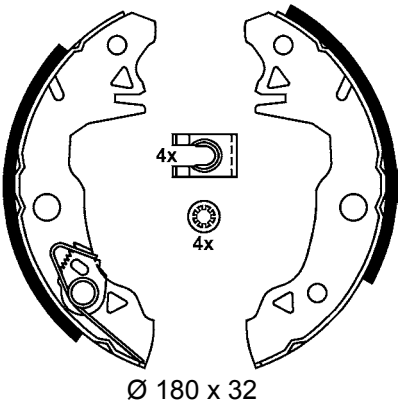
Ø 180 x 32

03.0137-0139.2 650139



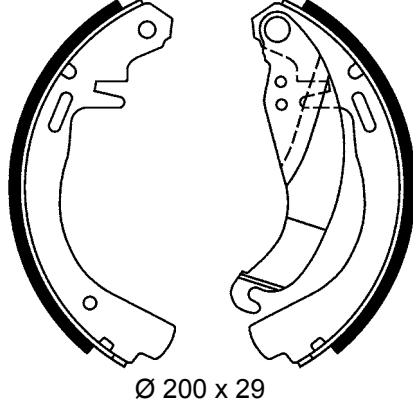
Ø 229 x 42

03.0137-0141.2 650141



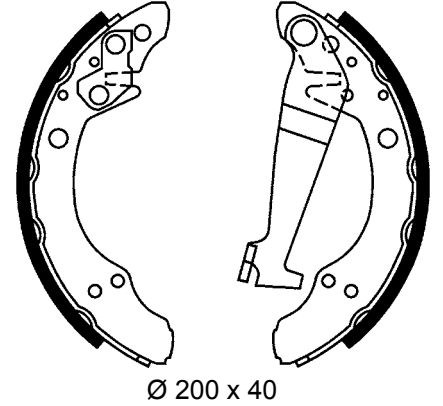
Ø 180 x 32

03.0137-0143.2 650143



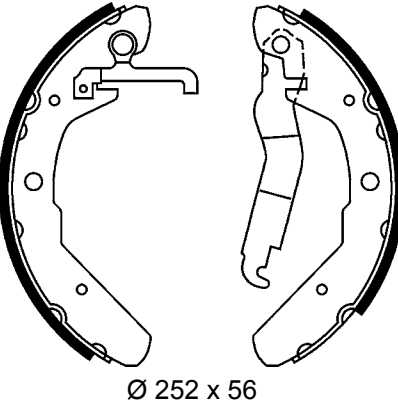
Ø 200 x 29

03.0137-0146.2 650146



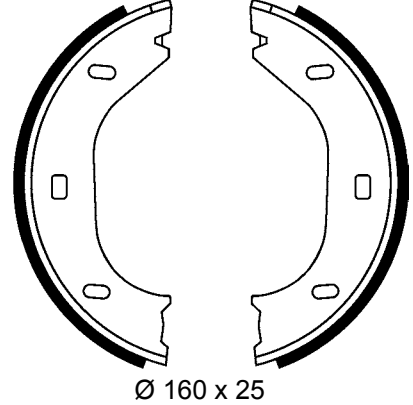
Ø 200 x 40

03.0137-0148.2 650148



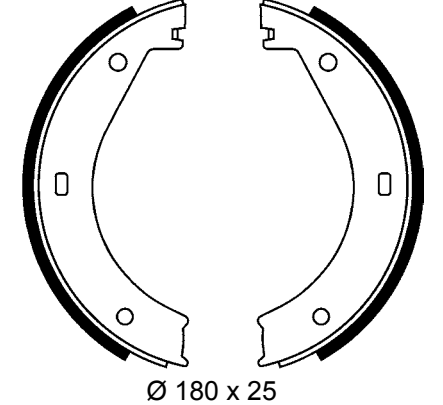
Ø 252 x 56

03.0137-0149.2 650149



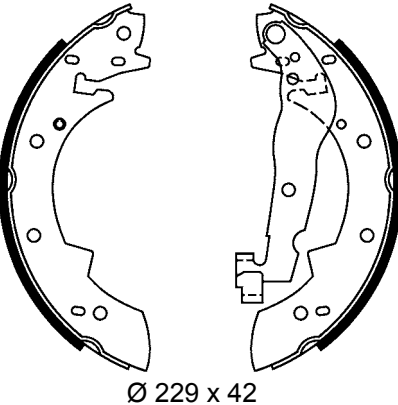
Ø 160 x 25

03.0137-0150.2 650150



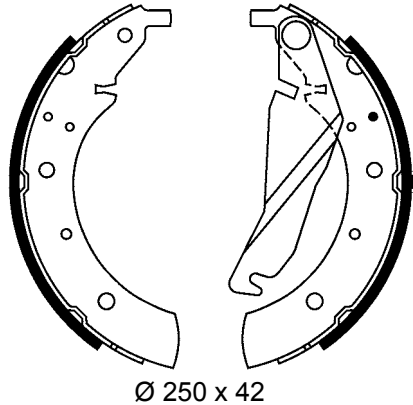
Ø 180 x 25

03.0137-0151.2 650151



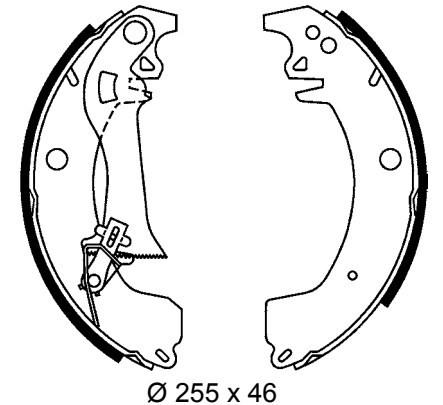
Ø 229 x 42

03.0137-0152.2 650152



Ø 250 x 42

03.0137-0153.2 650153

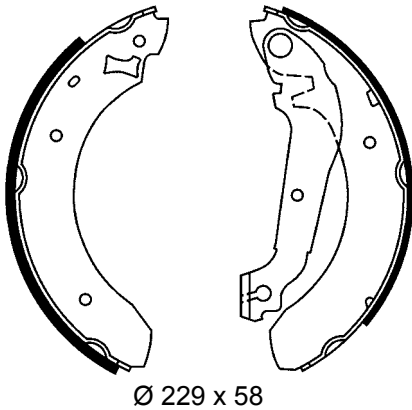


Ø 255 x 46

Abbildungen Trommelbremsbacken

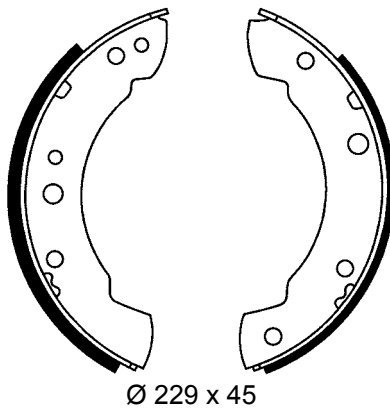
Illustrations drum brake shoes - Illustrazioni ganasce freno - Illustrations Mâchoires de frein à tambour - Ilustraciones zapatas freno de tambor

03.0137-0157.2 650157



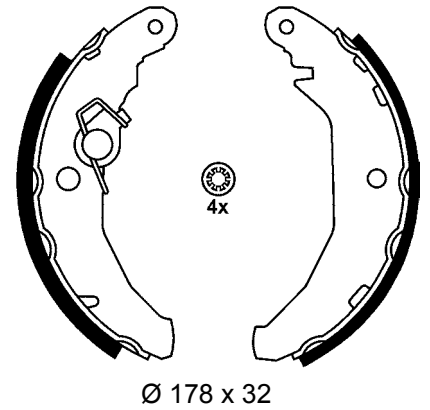
Ø 229 x 58

03.0137-0160.2 650160



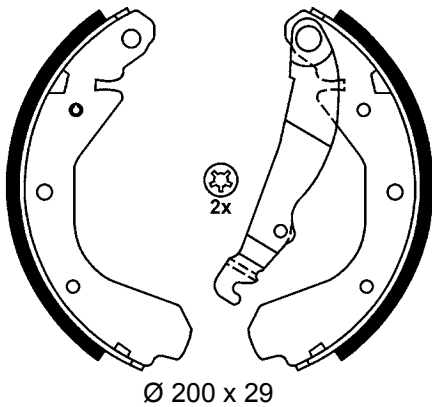
Ø 229 x 45

03.0137-0164.2 650164



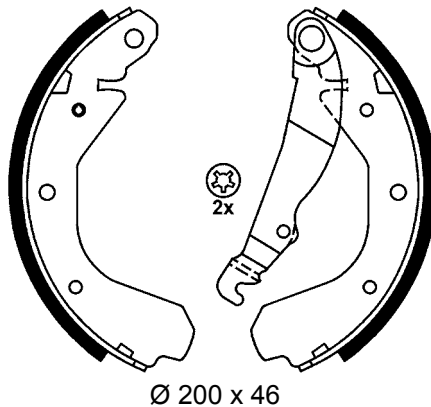
Ø 178 x 32

03.0137-0165.2 650165



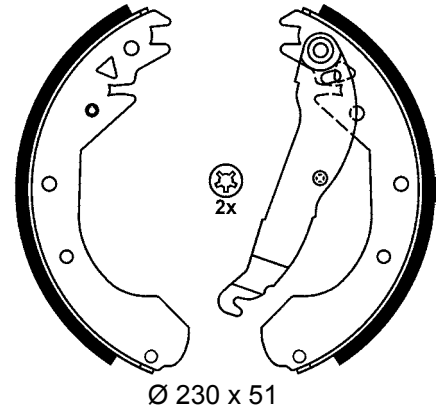
Ø 200 x 29

03.0137-0166.2 650166



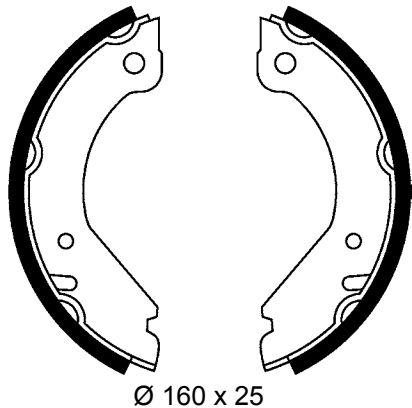
Ø 200 x 46

03.0137-0167.2 650167



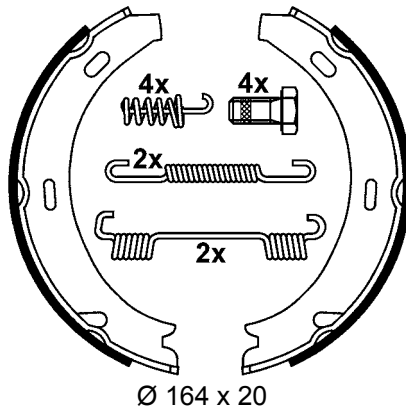
Ø 230 x 51

03.0137-0169.2 650169



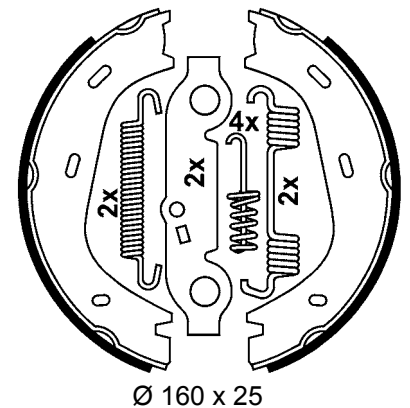
Ø 160 x 25

03.0137-0170.2 650170



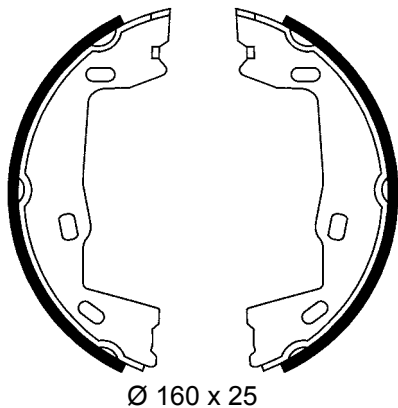
Ø 164 x 20

03.0137-0171.2 650171



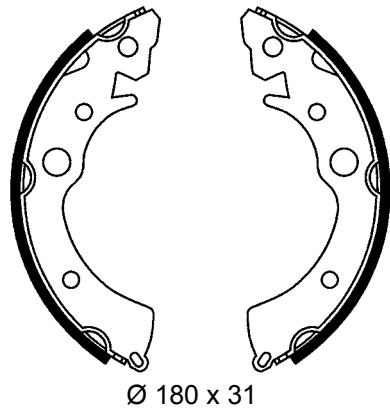
Ø 160 x 25

03.0137-0172.2 650172



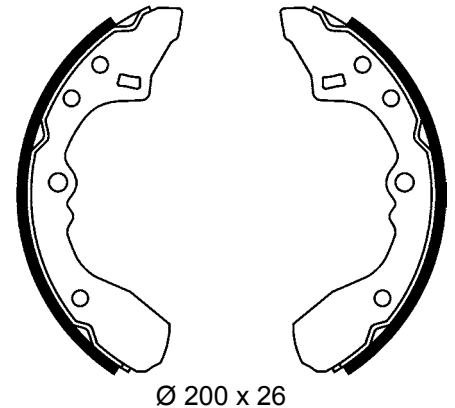
Ø 160 x 25

03.0137-0179.2 650179



Ø 180 x 31

03.0137-0183.2 650183

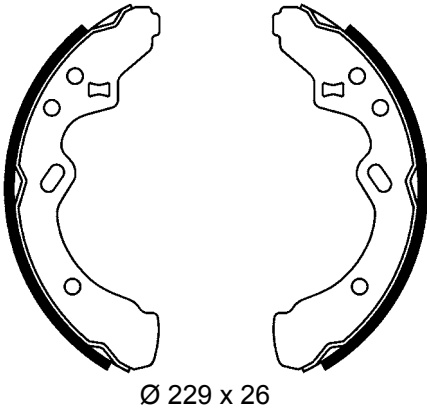


Ø 200 x 26

Abbildungen Trommelbremsbacken

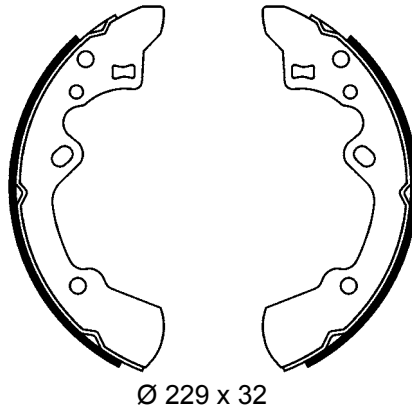
Illustrations drum brake shoes - Illustrazioni ganasce freno - Illustrations Mâchoires de frein à tambour - Ilustraciones zapatas freno de tambor

03.0137-0184.2 650184



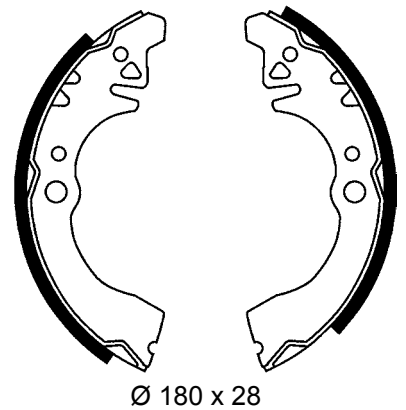
Ø 229 x 26

03.0137-0185.2 650185



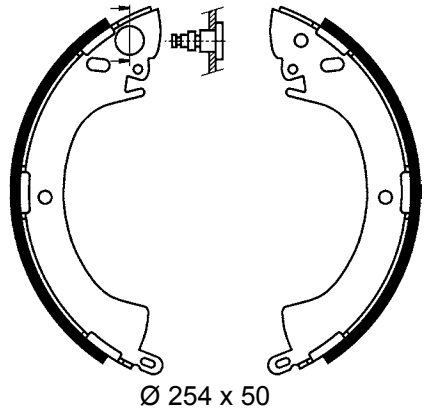
Ø 229 x 32

03.0137-0186.2 650186



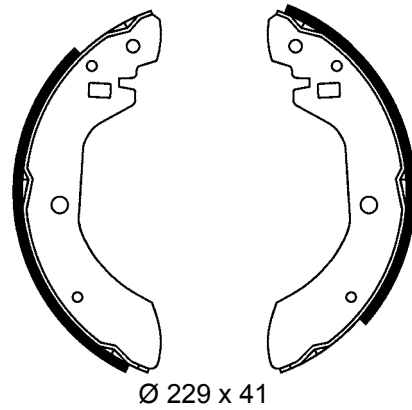
Ø 180 x 28

03.0137-0188.2 650188



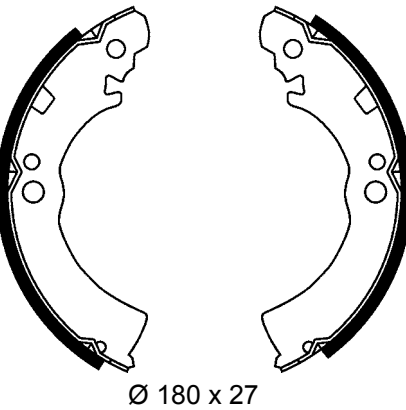
Ø 254 x 50

03.0137-0189.2 650189



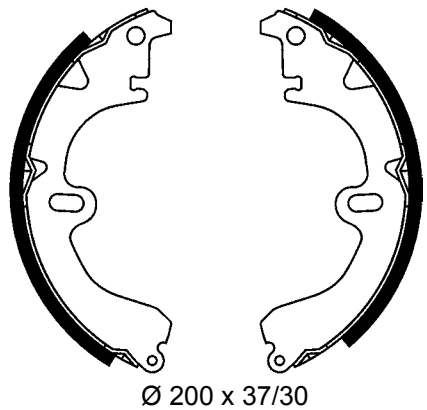
Ø 229 x 41

03.0137-0191.2 650191



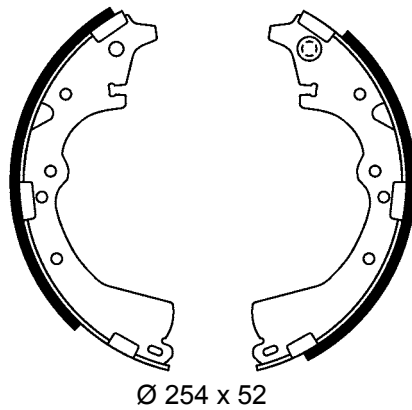
Ø 180 x 27

03.0137-0192.2 650192



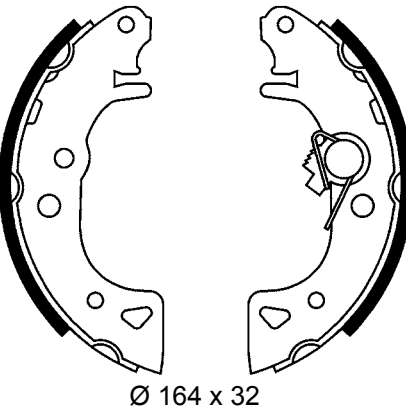
Ø 200 x 37/30

03.0137-0193.2 650193



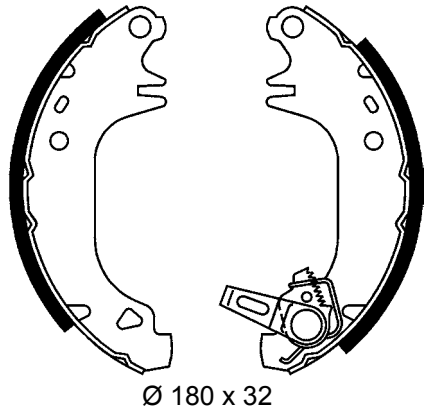
Ø 254 x 52

03.0137-0195.2 650195



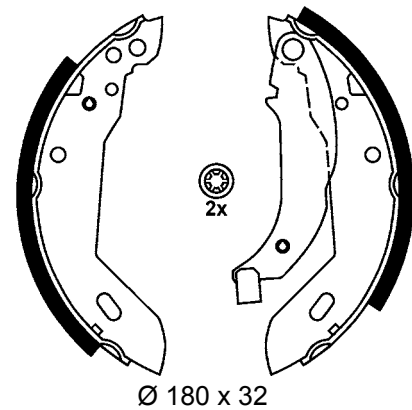
Ø 164 x 32

03.0137-0196.2 650196



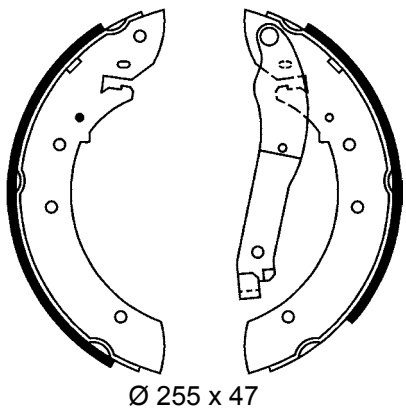
Ø 180 x 32

03.0137-0197.2 650197



Ø 180 x 32

03.0137-0198.2 650198

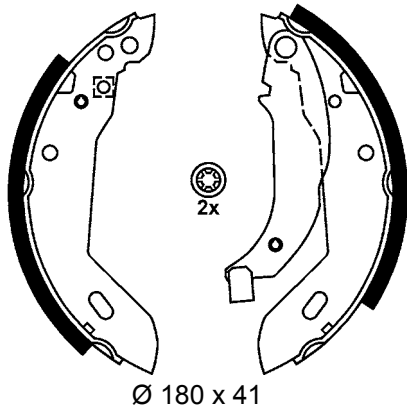


Ø 255 x 47

Abbildungen Trommelbremsbacken

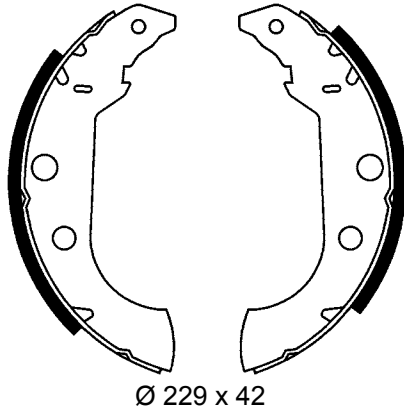
Illustrations drum brake shoes - Illustrazioni ganasce freno - Illustrations Mâchoires de frein à tambour - Ilustraciones zapatas freno de tambor

03.0137-0201.2 650201



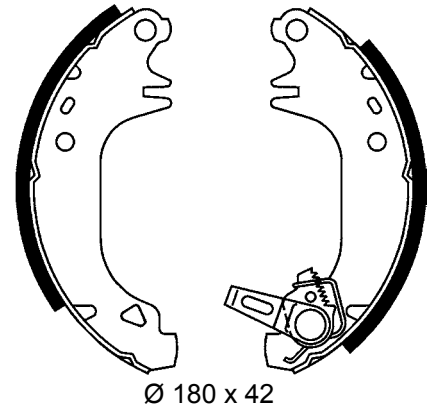
Ø 180 x 41

03.0137-0202.2 650202



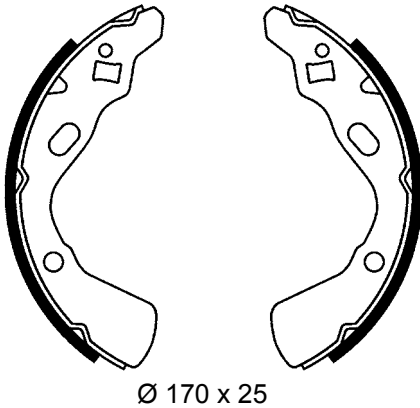
Ø 229 x 42

03.0137-0203.2 650203



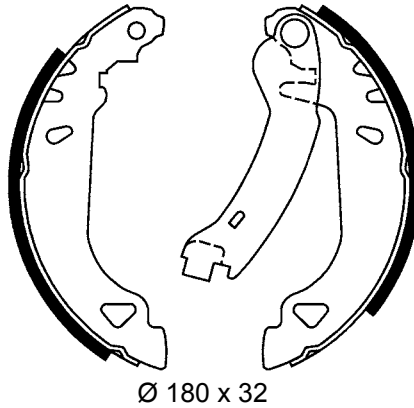
Ø 180 x 42

03.0137-0204.2 650204



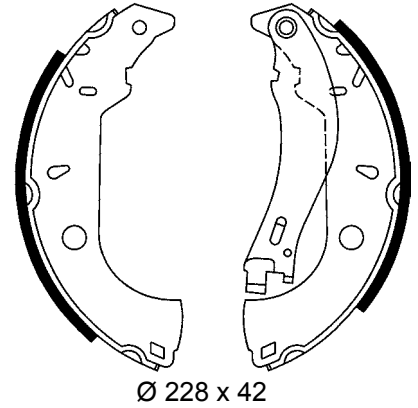
Ø 170 x 25

03.0137-0207.2 650207



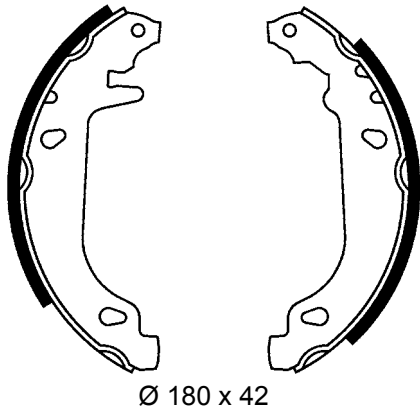
Ø 180 x 32

03.0137-0208.2 650208



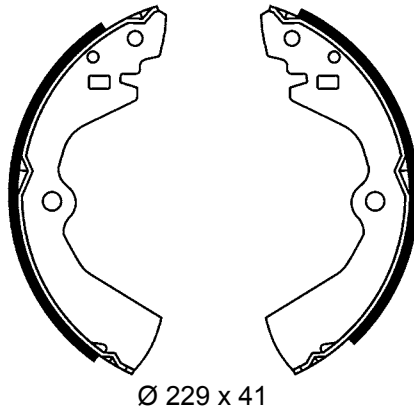
Ø 228 x 42

03.0137-0209.2 650209



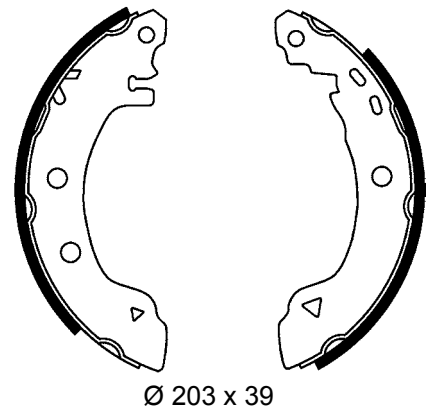
Ø 180 x 42

03.0137-0210.2 650210



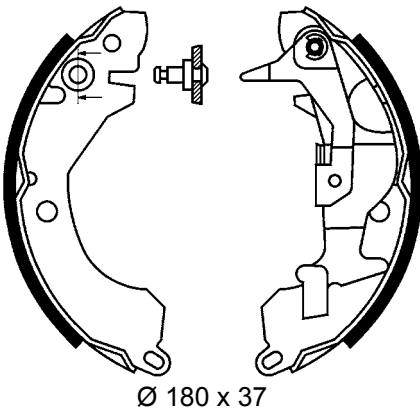
Ø 229 x 41

03.0137-0211.2 650211



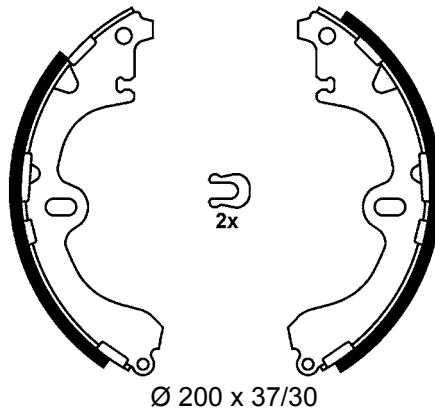
Ø 203 x 39

03.0137-0216.2 650216



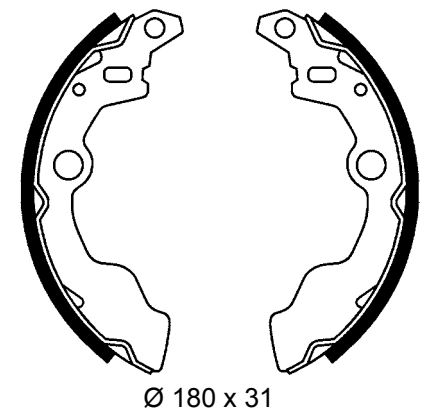
Ø 180 x 37

03.0137-0221.2 650221



Ø 200 x 37/30

03.0137-0222.2 650222

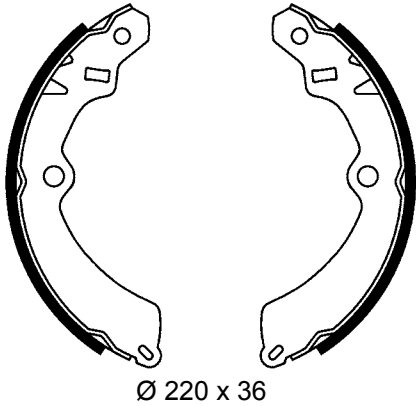


Ø 180 x 31

Abbildungen Trommelbremsbacken

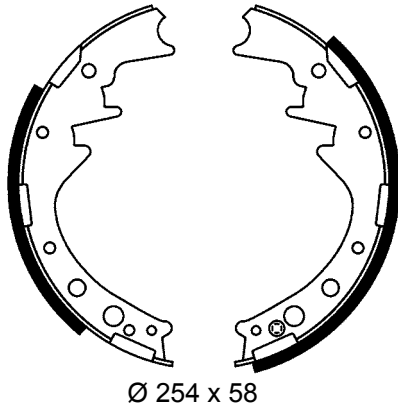
Illustrations drum brake shoes - Illustrazioni ganasce freno - Illustrations Mâchoires de frein à tambour - Ilustraciones zapatas freno de tambor

03.0137-0224.2 650224



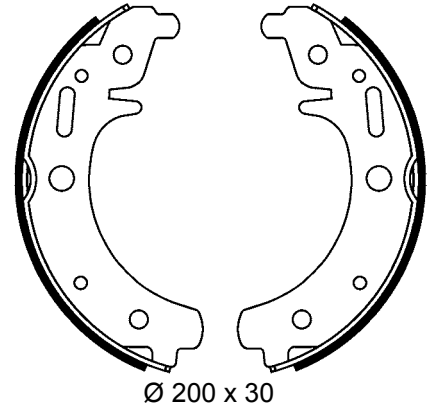
Ø 220 x 36

03.0137-0226.2 650226



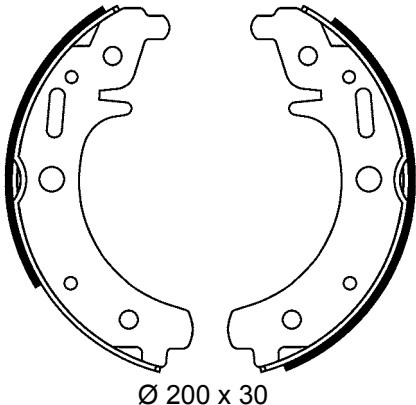
Ø 254 x 58

03.0137-0227.2 650227



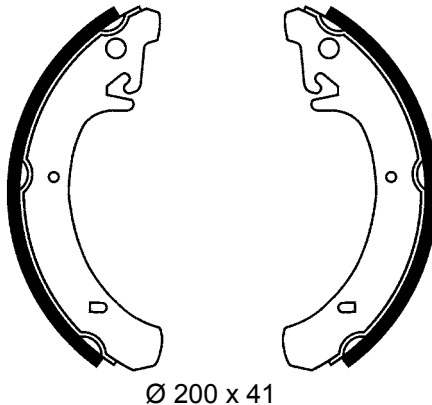
Ø 200 x 30

03.0137-0228.2 650228



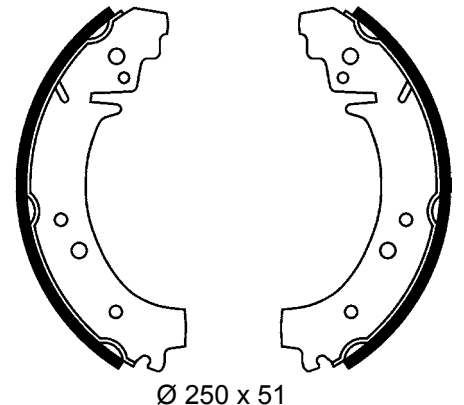
Ø 200 x 30

03.0137-0231.2 650231



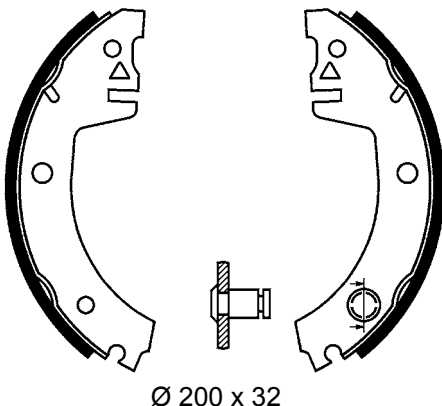
Ø 200 x 41

03.0137-0232.2 650232



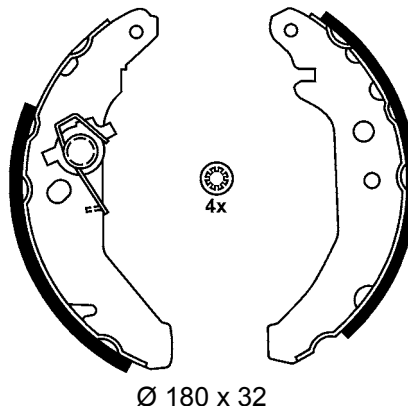
Ø 250 x 51

03.0137-0233.2 650233



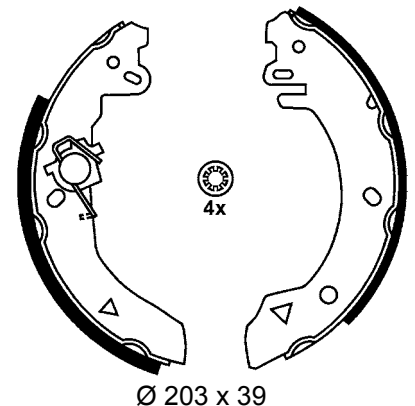
Ø 200 x 32

03.0137-0235.2 650235



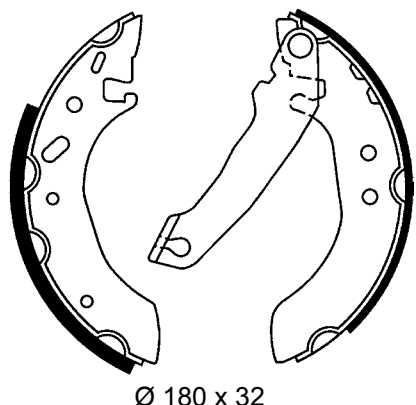
Ø 180 x 32

03.0137-0236.2 650236



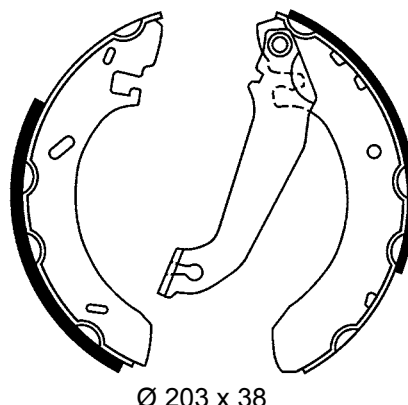
Ø 203 x 39

03.0137-0237.2 650237



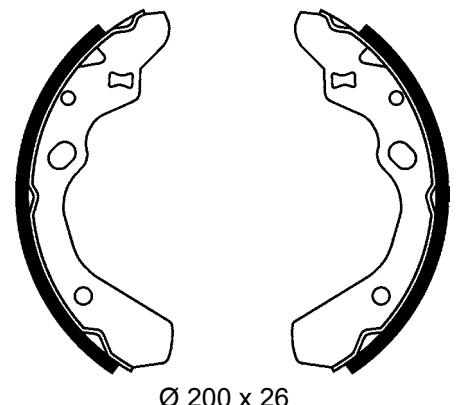
Ø 180 x 32

03.0137-0238.2 650238



Ø 203 x 38

03.0137-0239.2 650239

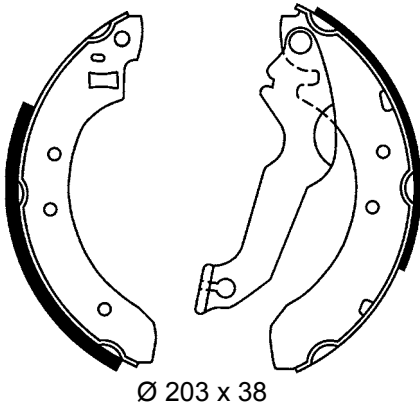


Ø 200 x 26

Abbildungen Trommelbremsbacken

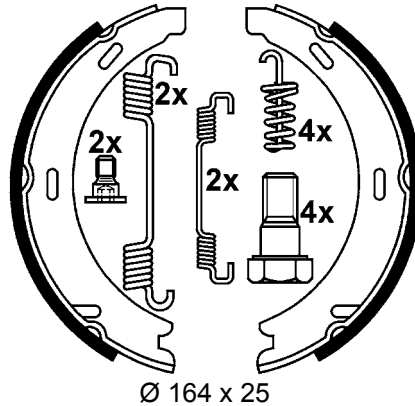
Illustrations drum brake shoes - Illustrazioni ganasce freno - Illustrations Mâchoires de frein à tambour - Ilustraciones zapatas freno de tambor

03.0137-0241.2 650241



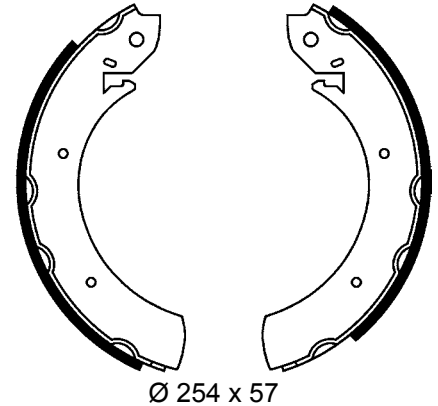
Ø 203 x 38

03.0137-0244.2 650244



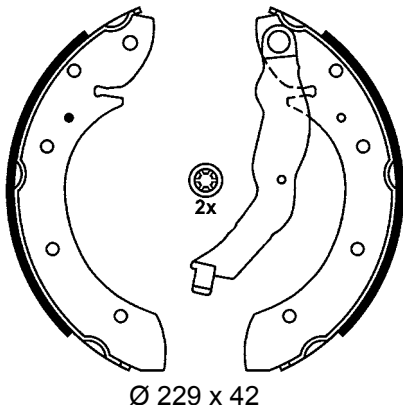
Ø 164 x 25

03.0137-0245.2 650245



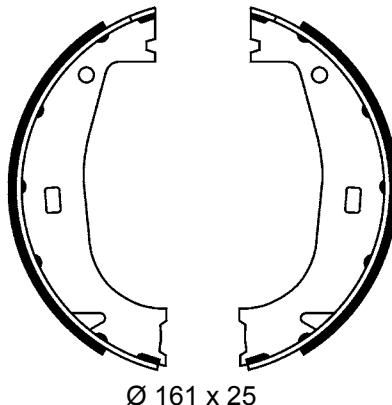
Ø 254 x 57

03.0137-0247.2 650247



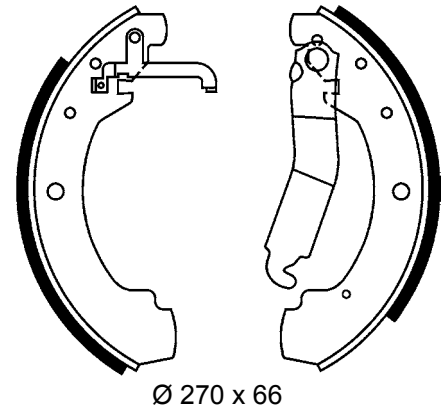
Ø 229 x 42

03.0137-0248.2 650248



Ø 161 x 25

03.0137-0252.2 650252



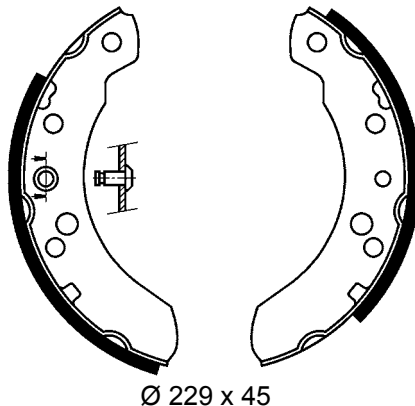
Ø 270 x 66

03.0137-0253.2 650253



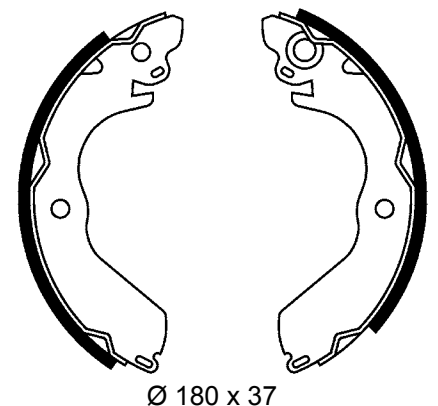
Ø 228 x 45

03.0137-0254.2 650254



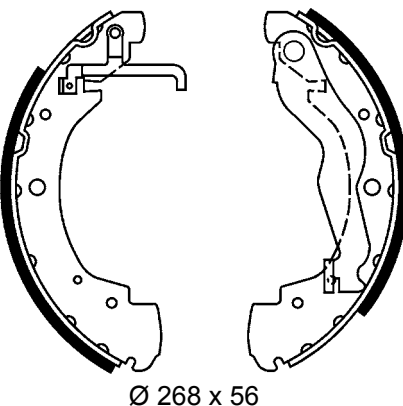
Ø 229 x 45

03.0137-0255.2 650255



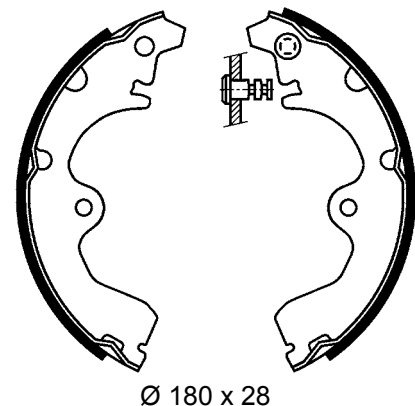
Ø 180 x 37

03.0137-0256.2 650256



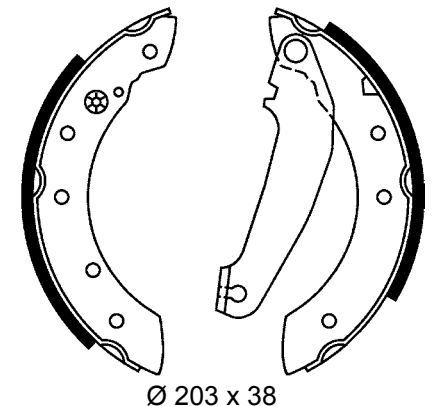
Ø 268 x 56

03.0137-0257.2 650257



Ø 180 x 28

03.0137-0258.2 650258

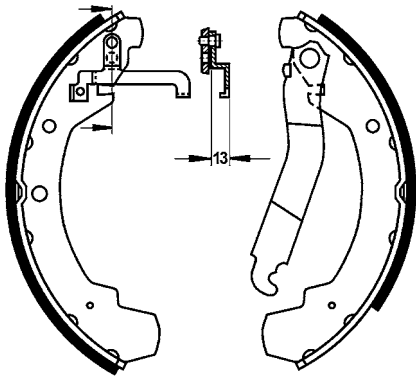


Ø 203 x 38

Abbildungen Trommelbremsbacken

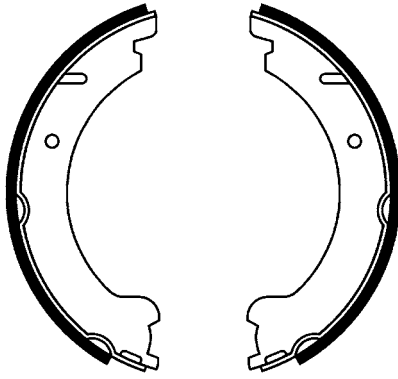
Illustrations drum brake shoes - Illustrazioni ganasce freno - Illustrations Mâchoires de frein à tambour - Ilustraciones zapatas freno de tambor

03.0137-0259.2 650259



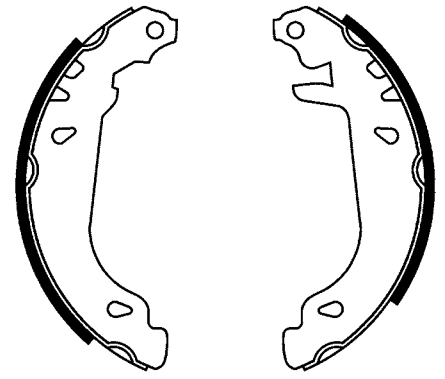
Ø 252 x 56

03.0137-0260.2 650260



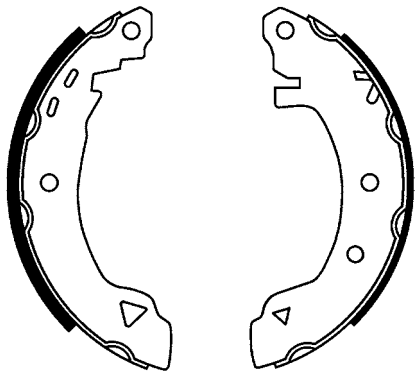
Ø 178 x 25

03.0137-0261.2 650261



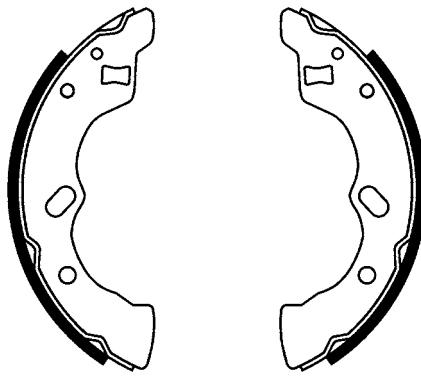
Ø 180 x 32

03.0137-0262.2 650262



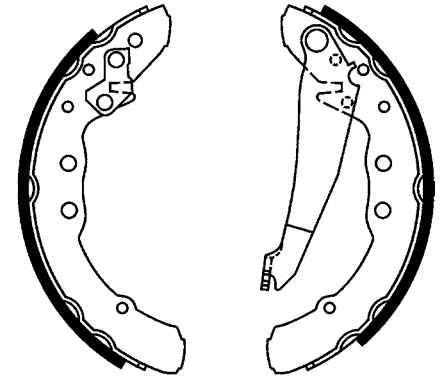
Ø 203 x 39

03.0137-0263.2 650263



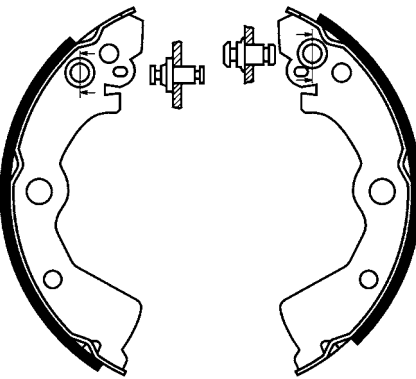
Ø 180 x 31

03.0137-0264.2 650264



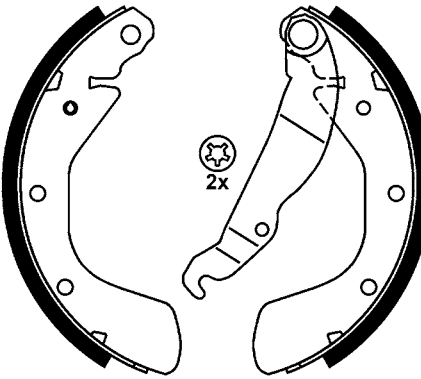
Ø 230 x 40

03.0137-0265.2 650265



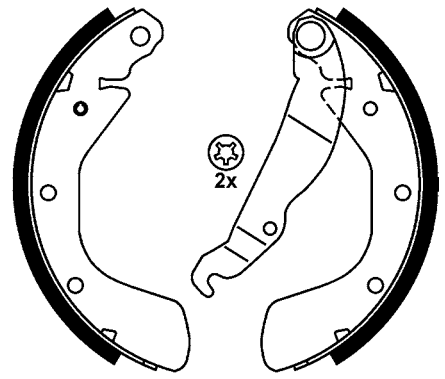
Ø 180 x 31

03.0137-0266.2 650266



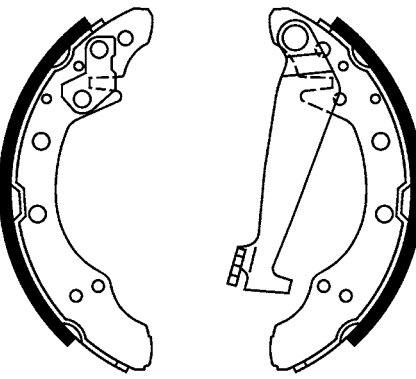
Ø 200 x 29

03.0137-0267.2 650267



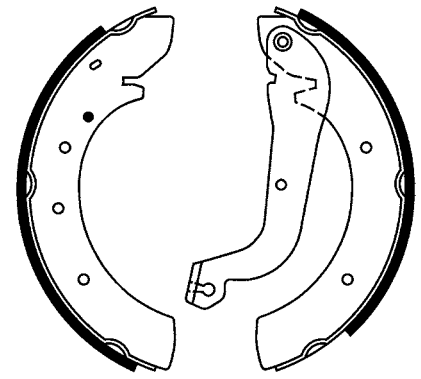
Ø 200 x 46

03.0137-0268.2 650268



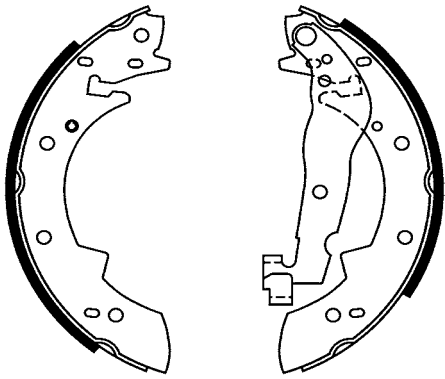
Ø 200 x 40

03.0137-0269.2 650269



Ø 254 x 57

03.0137-0271.2 650271

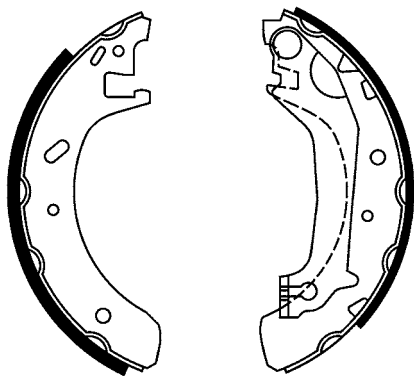


Ø 229 x 42

Abbildungen Trommelbremsbacken

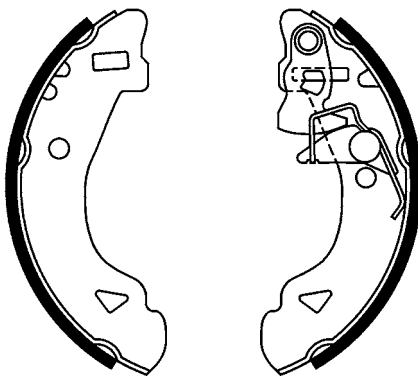
Illustrations drum brake shoes - Illustrazioni ganasce freno - Illustrations Mâchoires de frein à tambour - Ilustraciones zapatas freno de tambor

03.0137-0272.2 650272



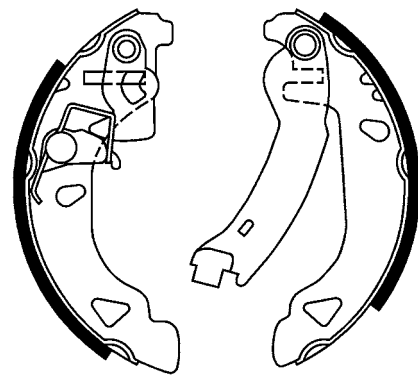
Ø 203 x 39

03.0137-0273.2 650273



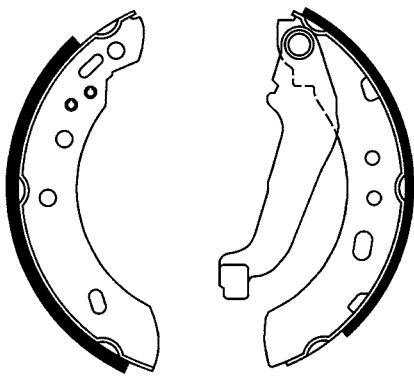
Ø 185 x 31

03.0137-0274.2 650274



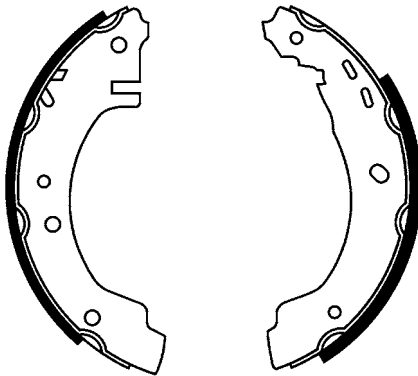
Ø 180 x 32

03.0137-0275.2 650275



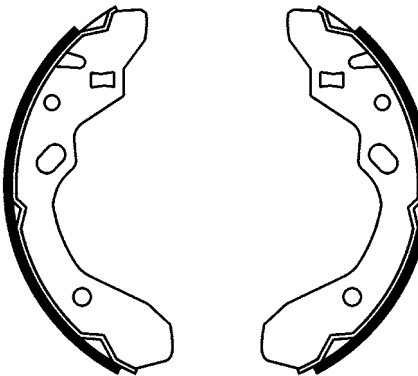
Ø 180 x 27

03.0137-0276.2 650276



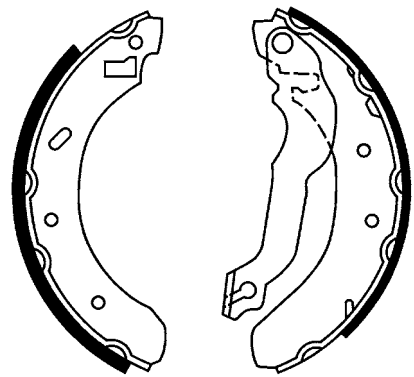
Ø 203 x 39

03.0137-0278.2 650278



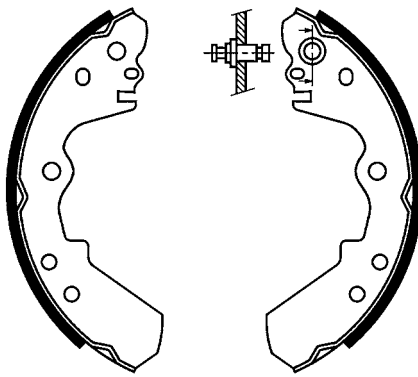
Ø 200 x 36

03.0137-0282.2 650282



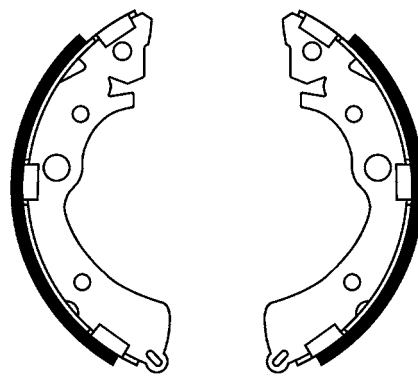
Ø 229 x 45

03.0137-0283.2 650283



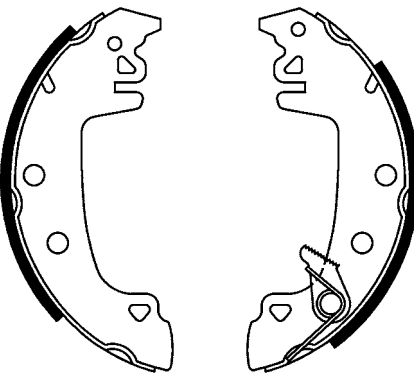
Ø 254 x 52

03.0137-0284.2 650284



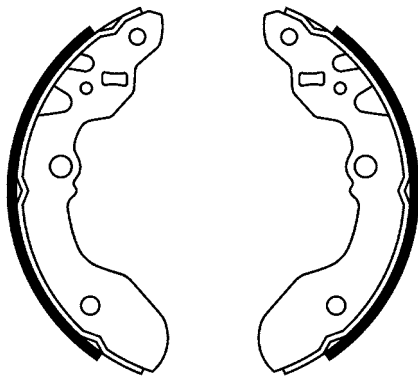
Ø 180 x 31

03.0137-0285.2 650285



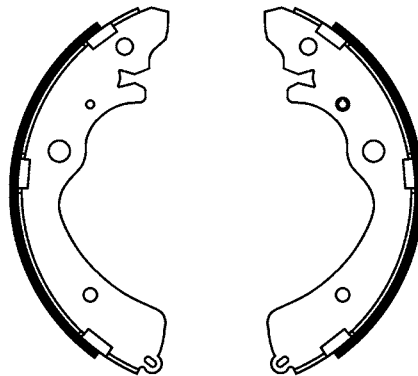
Ø 229 x 42

03.0137-0286.2 650286



Ø 220 x 36

03.0137-0287.2 650287

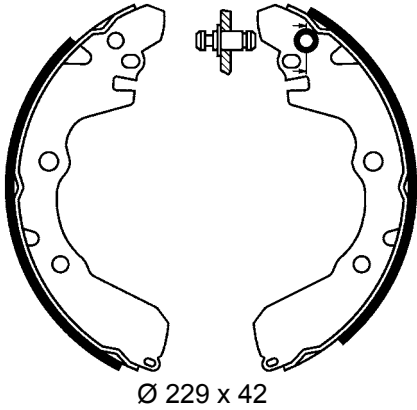


Ø 220 x 36

Abbildungen Trommelbremsbacken

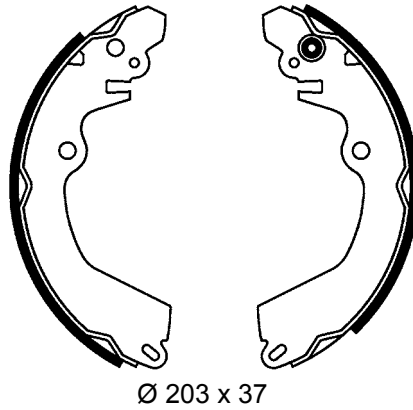
Illustrations drum brake shoes - Illustrazioni ganasce freno - Illustrations Mâchoires de frein à tambour - Ilustraciones zapatas freno de tambor

03.0137-0288.2 650288



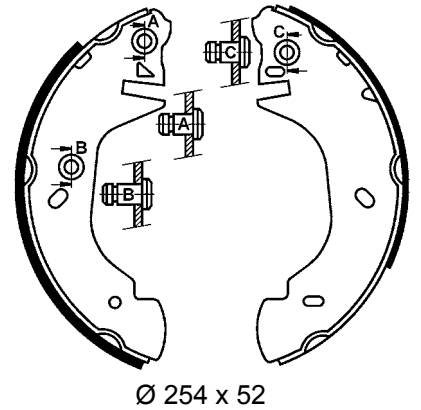
Ø 229 x 42

03.0137-0289.2 650289



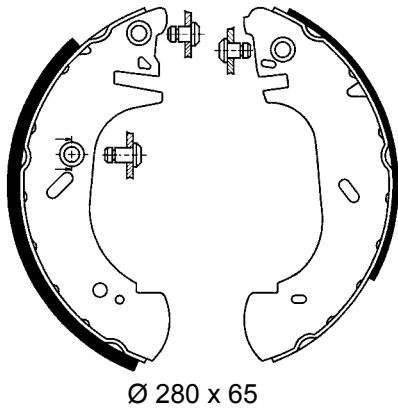
Ø 203 x 37

03.0137-0290.2 650290



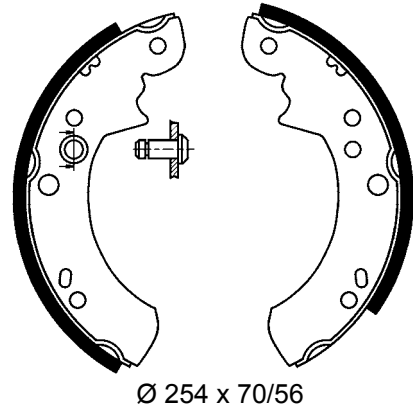
Ø 254 x 52

03.0137-0291.2 650291



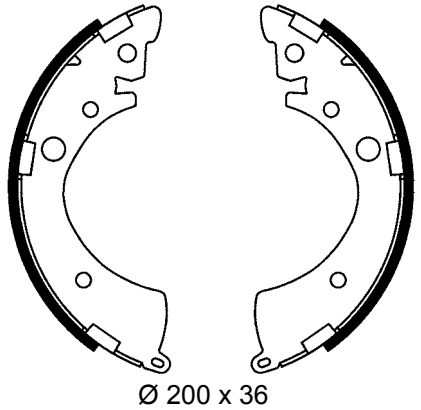
Ø 280 x 65

03.0137-0292.2 650292



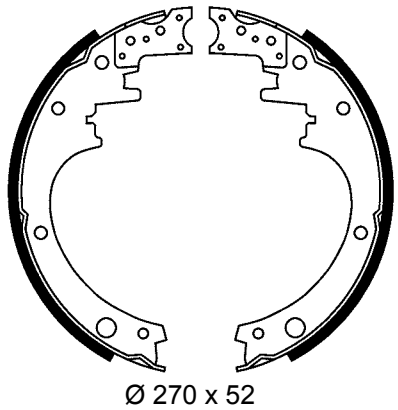
Ø 254 x 70/56

03.0137-0294.2 650294



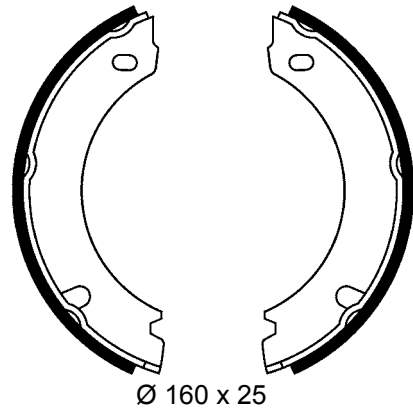
Ø 200 x 36

03.0137-0297.2 650297



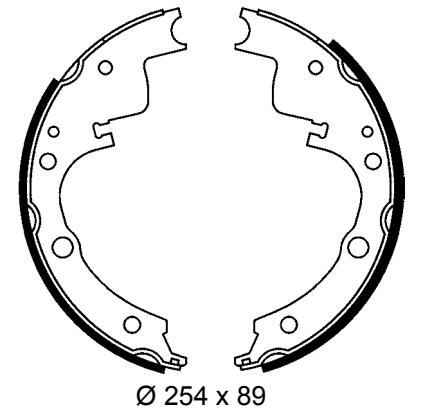
Ø 270 x 52

03.0137-0299.2 650299



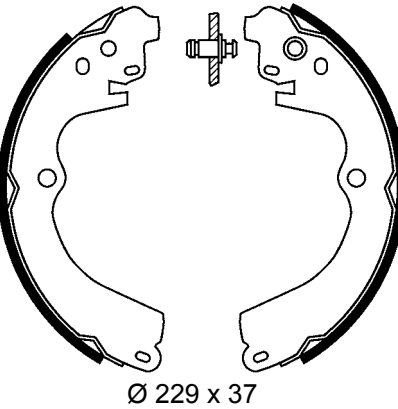
Ø 160 x 25

03.0137-0300.2 650300



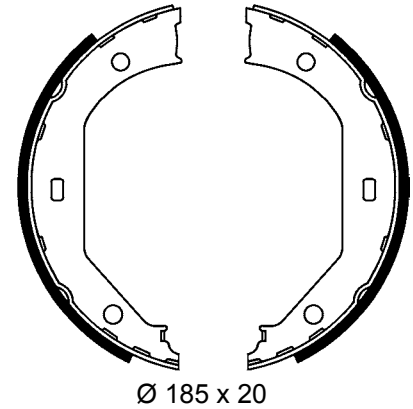
Ø 254 x 89

03.0137-0302.2 650302



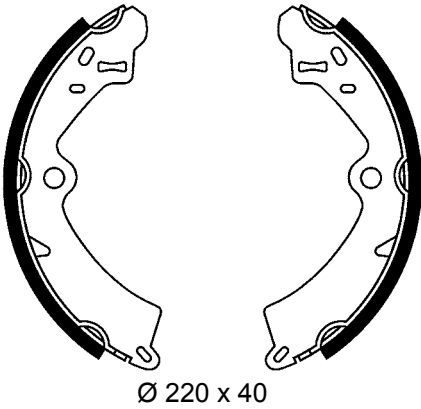
Ø 229 x 37

03.0137-0305.2 650305



Ø 185 x 20

03.0137-0306.2 650306

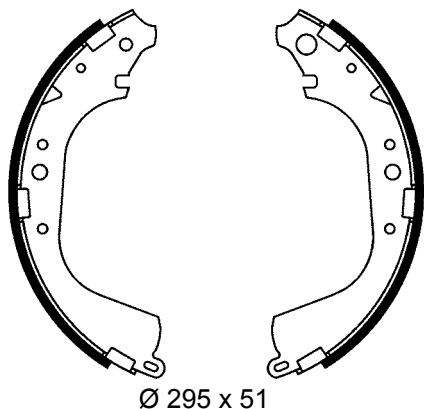


Ø 220 x 40

Abbildungen Trommelbremsbacken

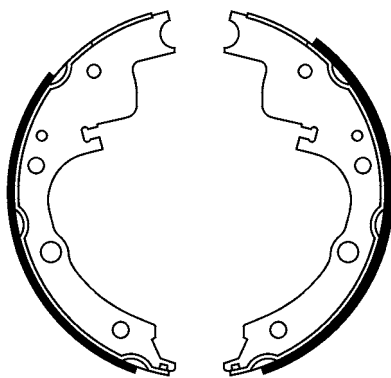
Illustrations drum brake shoes - Illustrazioni ganasce freno - Illustrations Mâchoires de frein à tambour - Ilustraciones zapatas freno de tambor

03.0137-0308.2 650308



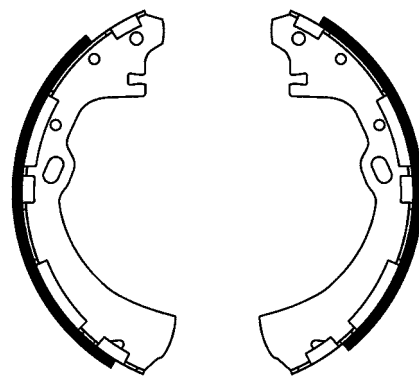
Ø 295 x 51

03.0137-0309.2 650309



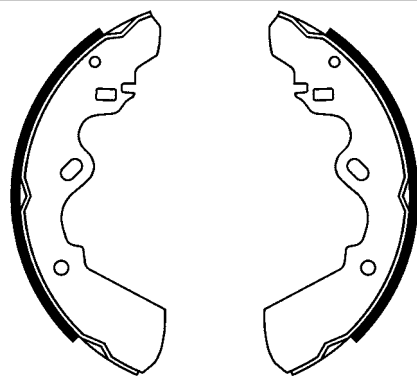
Ø 254 x 70

03.0137-0310.2 650310



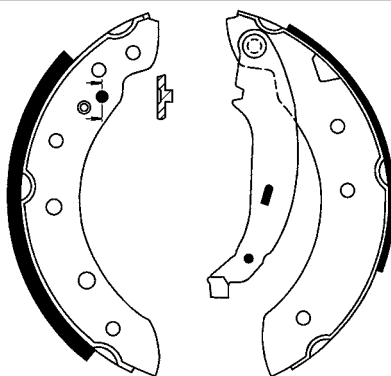
Ø 260 x 52

03.0137-0311.2 650311



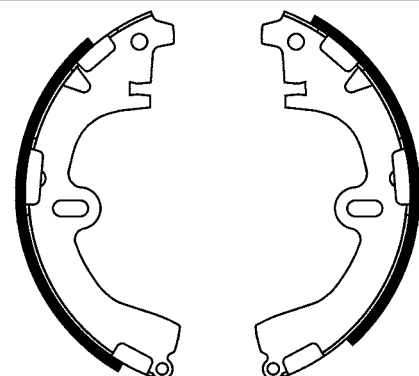
Ø 254 x 52

03.0137-0312.2 650312



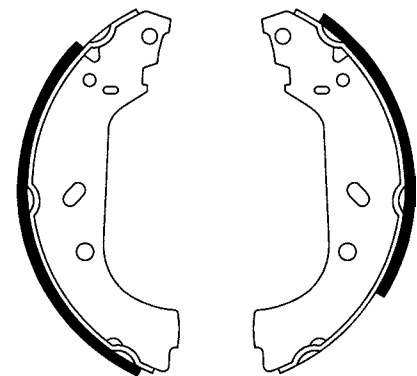
Ø 203 x 38

03.0137-0313.2 650313



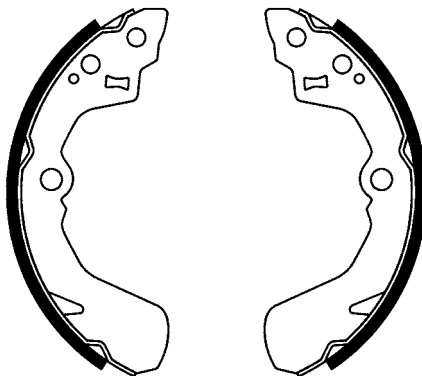
Ø 200 x 37

03.0137-0314.2 650314



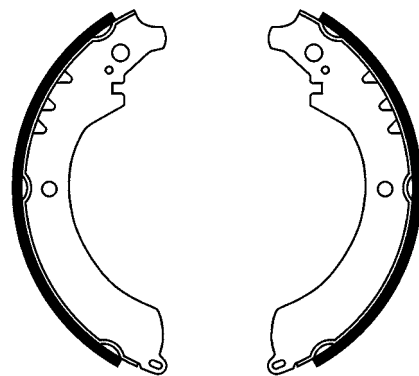
Ø 255 x 61

03.0137-0315.2 650315



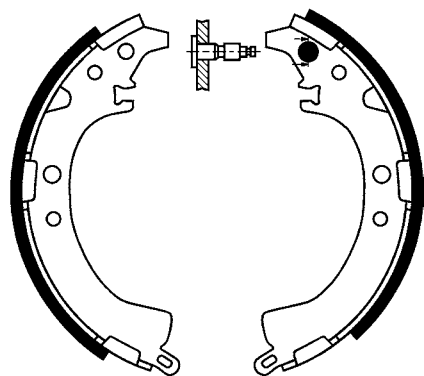
Ø 200 x 32

03.0137-0316.2 650316



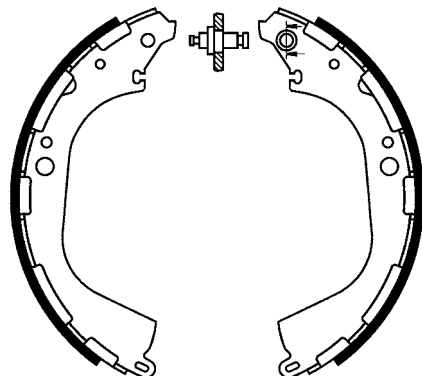
Ø 254 x 45

03.0137-0318.2 650318



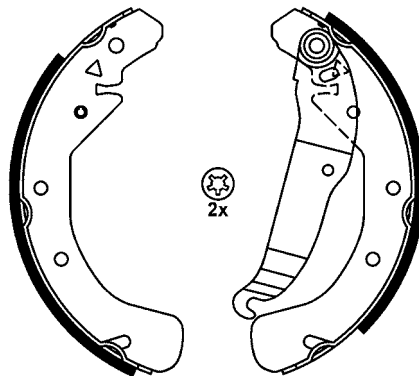
Ø 229 x 41

03.0137-0319.2 650319



Ø 295 x 52

03.0137-0322.2 650322

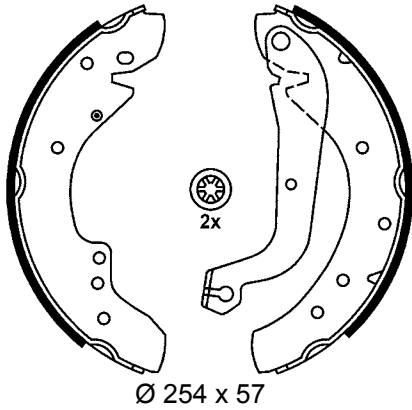


Ø 230 x 42

Abbildungen Trommelbremsbacken

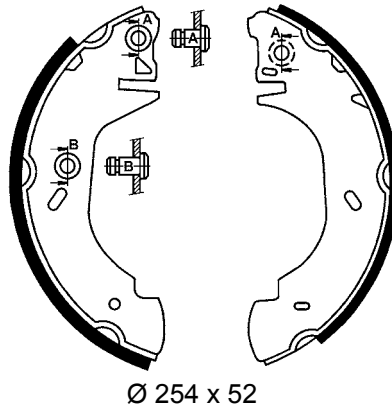
Illustrations drum brake shoes - Illustrazioni ganasce freno - Illustrations Mâchoires de frein à tambour - Ilustraciones zapatas freno de tambor

03.0137-0330.2 650330



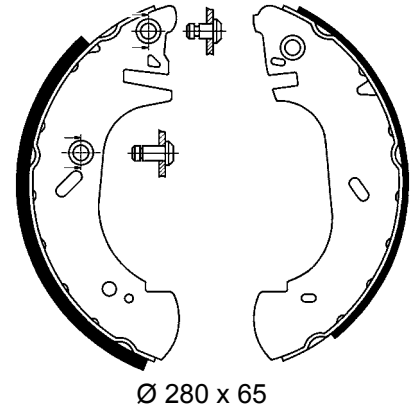
Ø 254 x 57

03.0137-0331.2 650331



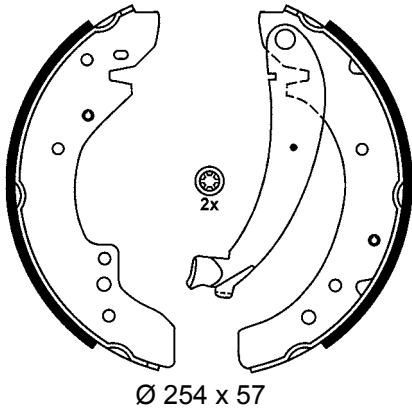
Ø 254 x 52

03.0137-0332.2 650332



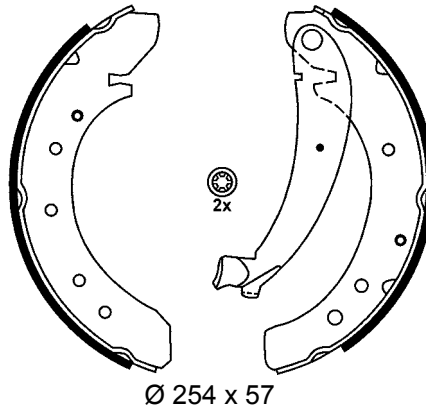
Ø 280 x 65

03.0137-0333.2 650333



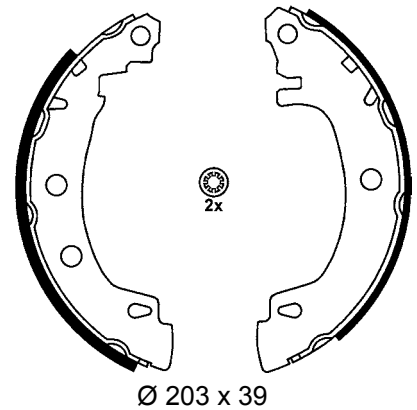
Ø 254 x 57

03.0137-0334.2 650334



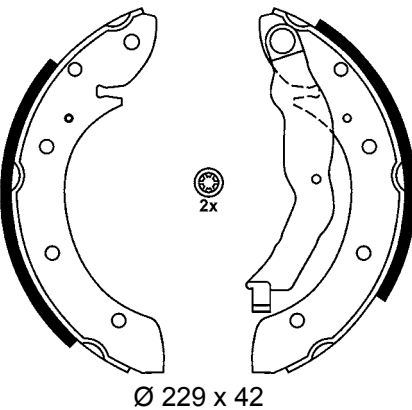
Ø 254 x 57

03.0137-0335.2 650335



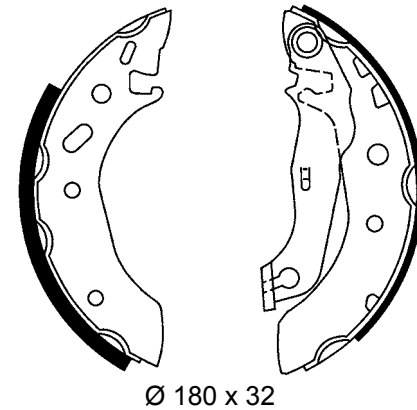
Ø 203 x 39

03.0137-0336.2 650336



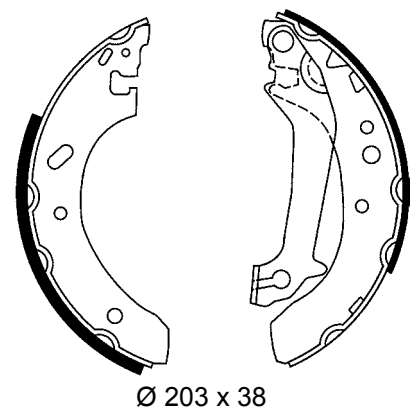
Ø 229 x 42

03.0137-0337.2 650337



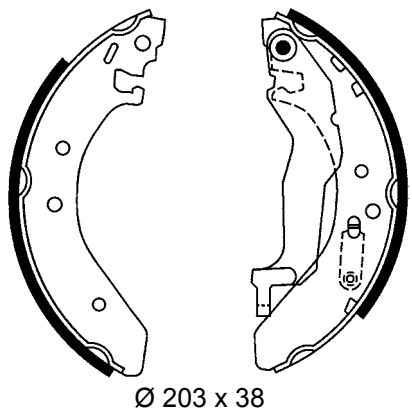
Ø 180 x 32

03.0137-0338.2 650338



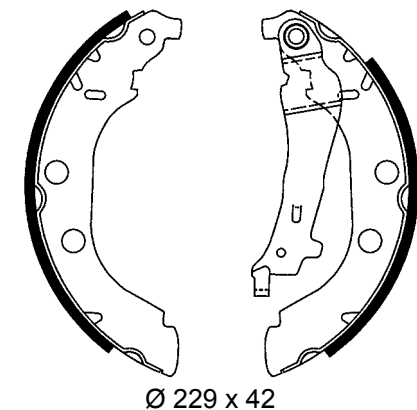
Ø 203 x 38

03.0137-0339.2 650339



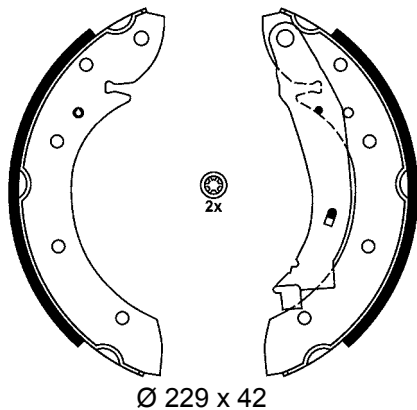
Ø 203 x 38

03.0137-0340.2 650340



Ø 229 x 42

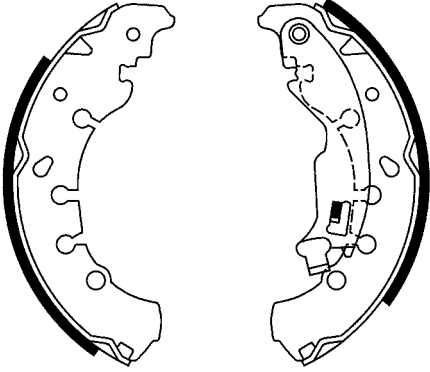
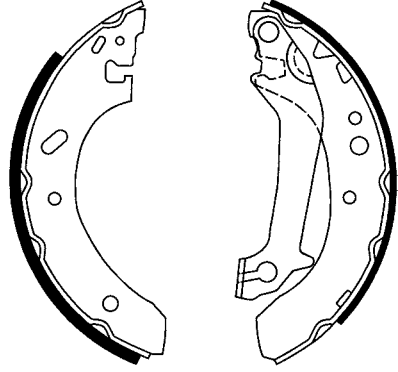
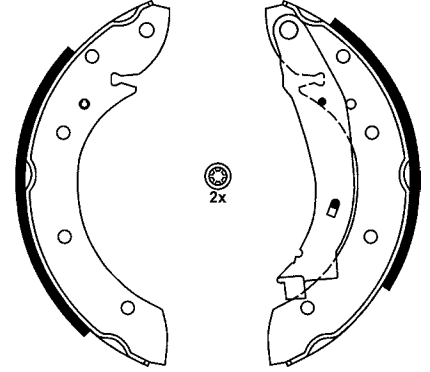
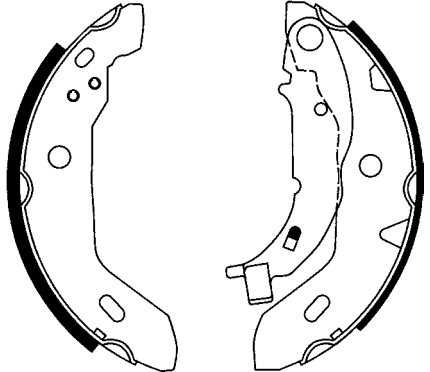
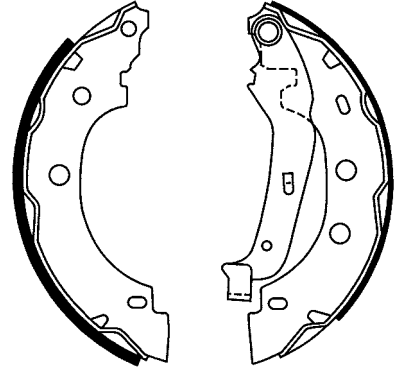
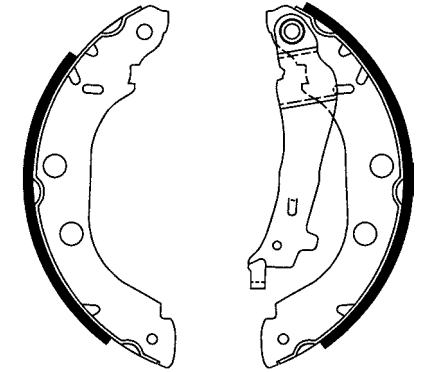
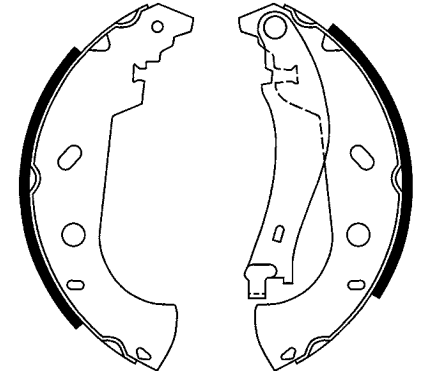
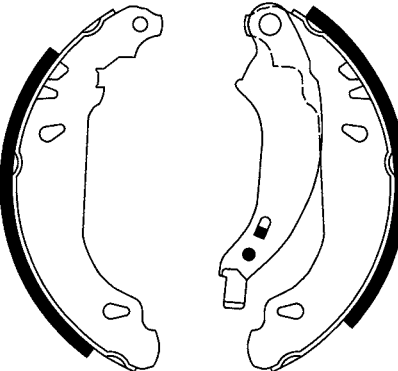
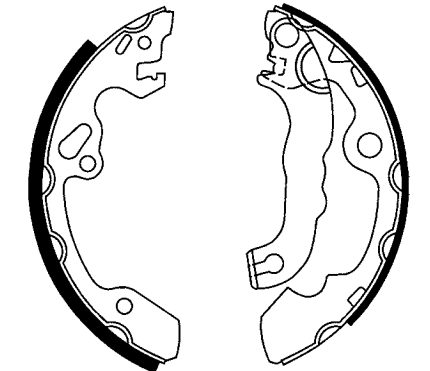
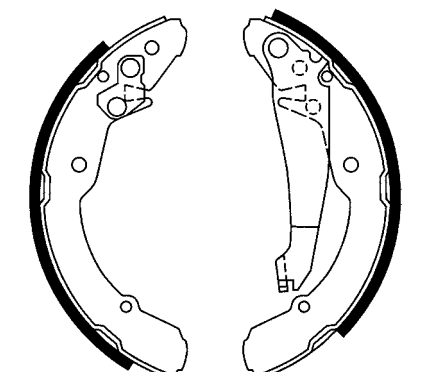
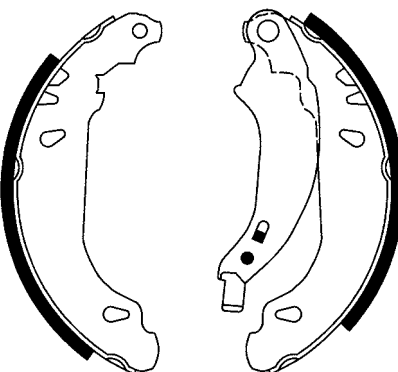
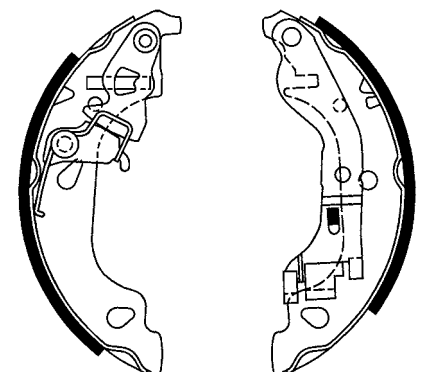
03.0137-0341.2 650341



Ø 229 x 42

Abbildungen Trommelbremsbacken

Illustrations drum brake shoes - Illustrazioni ganasce freno - Illustrations Mâchoires de frein à tambour - Ilustraciones zapatas freno de tambor

03.0137-0345.2 650345	03.0137-0346.2 650346	03.0137-0347.2 650347
 <p>Ø 203 x 38</p>	 <p>Ø 203 x 38</p>	 <p>Ø 229 x 42</p>
03.0137-0349.2 650349	03.0137-0350.2 650350	03.0137-0351.2 650351
 <p>Ø 180 x 42</p>	 <p>Ø 203 x 39</p>	 <p>Ø 229 x 42</p>
03.0137-0352.2 650352	03.0137-0354.2 650354	03.0137-0356.2 650356
 <p>Ø 228 x 43</p>	 <p>Ø 180 x 32</p>	 <p>Ø 203 x 38</p>
03.0137-0357.2 650357	03.0137-0358.2 650358	03.0137-0359.2 650359
 <p>Ø 230 x 32</p>	 <p>Ø 180 x 42</p>	 <p>Ø 180 x 32</p>

Abbildungen Trommelbremsbacken

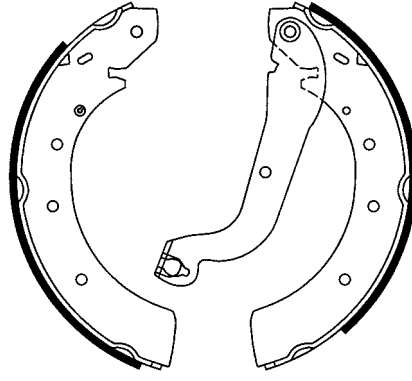
Illustrations drum brake shoes - Illustrazioni ganasce freno - Illustrations Mâchoires de frein à tambour - Ilustraciones zapatas freno de tambor

03.0137-0360.2 650360



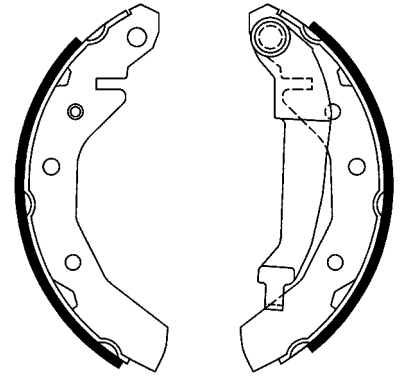
Ø 180 x 32

03.0137-0361.2 650361



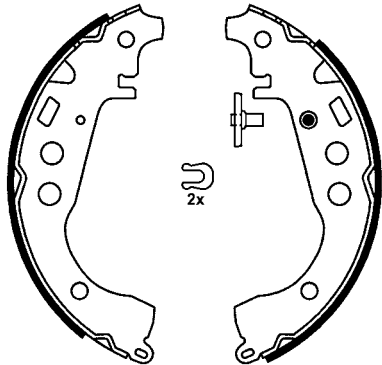
Ø 254 x 57

03.0137-0363.2 650363



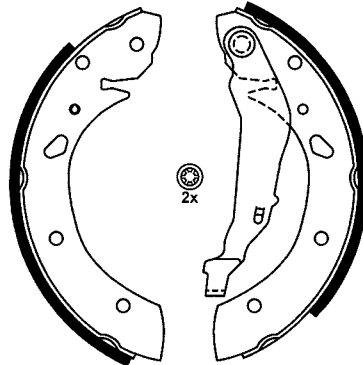
Ø 180 x 31

03.0137-0364.2 650364



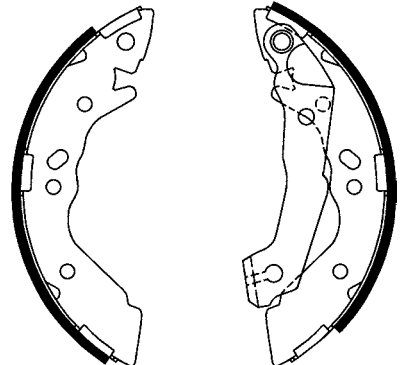
Ø 200 x 32

03.0137-0365.2 650365



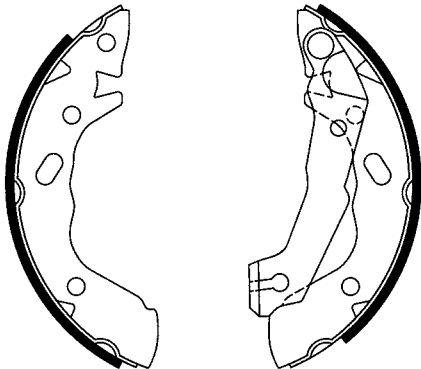
Ø 229 x 37

03.0137-0366.2 650366



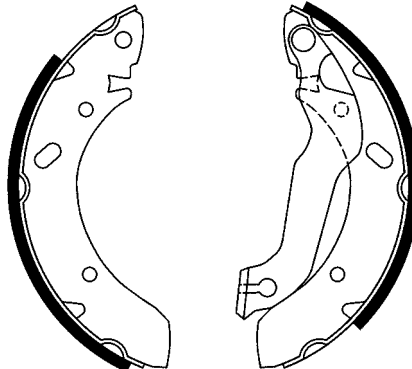
Ø 180 x 32

03.0137-0367.2 650367



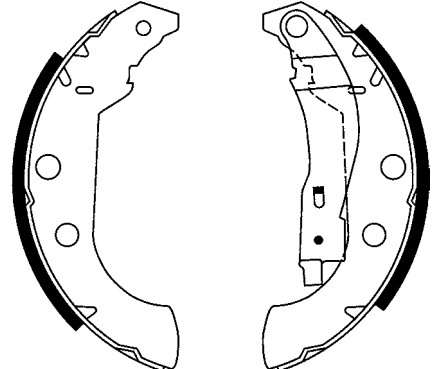
Ø 180 x 37

03.0137-0369.2 650369



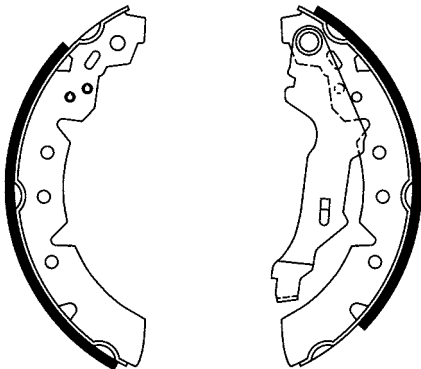
Ø 203 x 39

03.0137-0370.2 650370



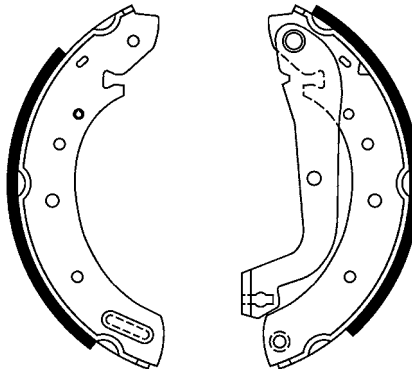
Ø 229 x 42

03.0137-0375.2 650375



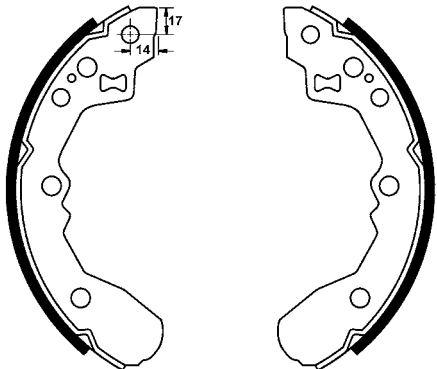
Ø 200 x 37

03.0137-0376.2 650376



Ø 254 x 58

03.0137-0377.2 650377

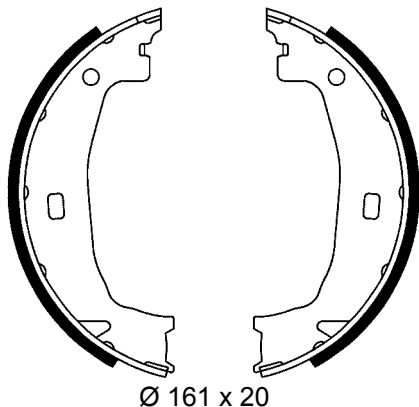


Ø 200 x 36

Abbildungen Trommelbremsbacken

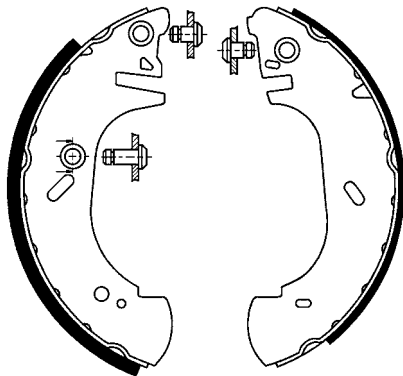
Illustrations drum brake shoes - Illustrazioni ganasce freno - Illustrations Mâchoires de frein à tambour - Ilustraciones zapatas freno de tambor

03.0137-0379.2 650379



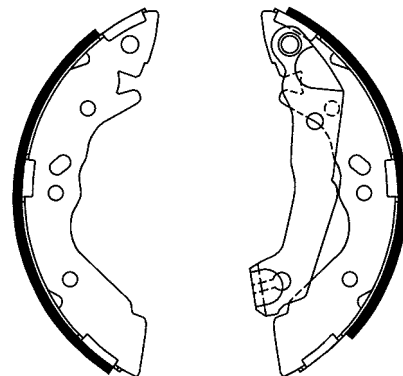
Ø 161 x 20

03.0137-0382.2 650382



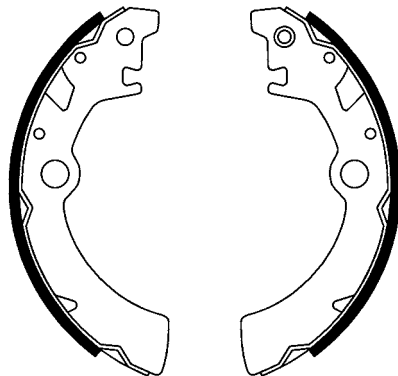
Ø 280 x 65

03.0137-0386.2 650386



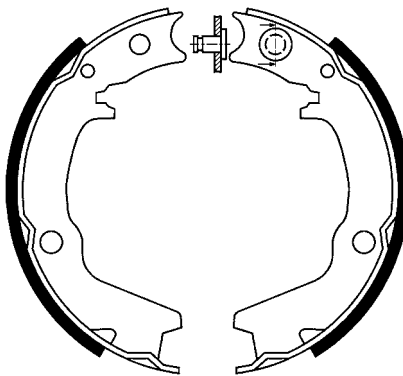
Ø 180 x 30

03.0137-0387.2 650387



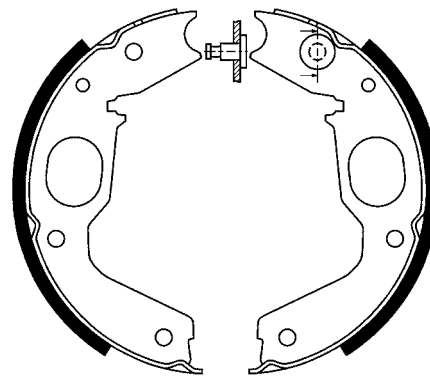
Ø 180 x 26

03.0137-0389.2 650389



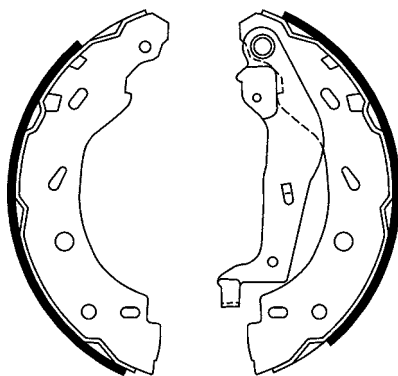
Ø 167 x 32

03.0137-0390.2 650390



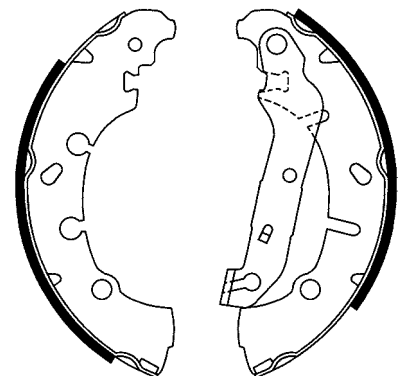
Ø 196 x 40

03.0137-0393.2 650393



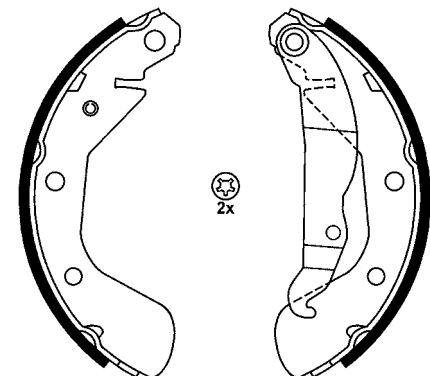
Ø 203 x 32

03.0137-0394.2 650394



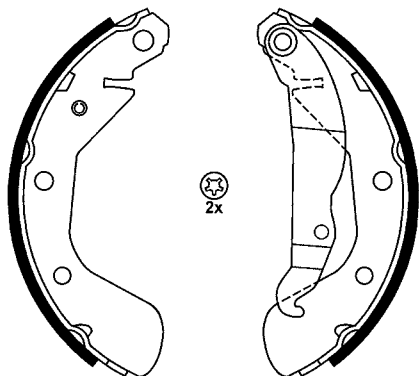
Ø 203 x 38

03.0137-0395.2 650395



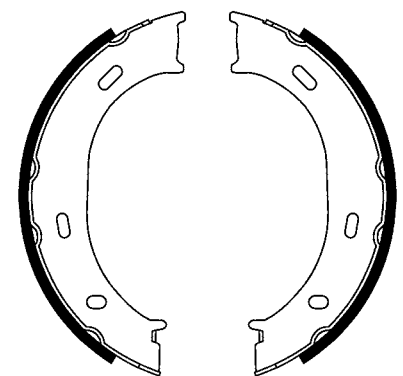
Ø 200 x 29

03.0137-0396.2 650396



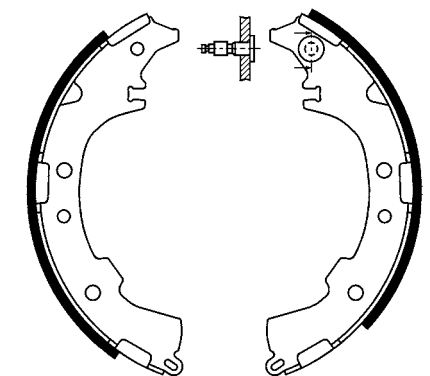
Ø 200 x 46

03.0137-0397.2 650397



Ø 160 x 40

03.0137-0398.2 650398

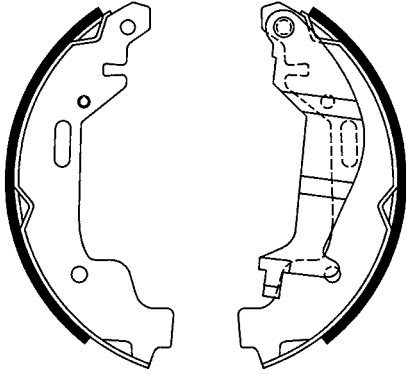


Ø 229 x 42

Abbildungen Trommelbremsbacken

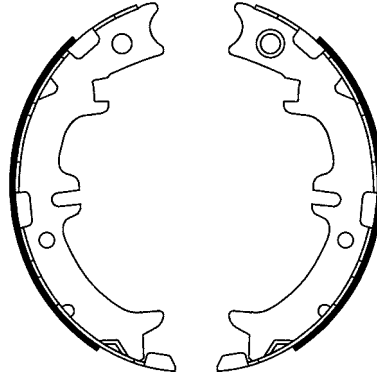
Illustrations drum brake shoes - Illustrazioni ganasce freno - Illustrations Mâchoires de frein à tambour - Ilustraciones zapatas freno de tambor

03.0137-0399.2 650399



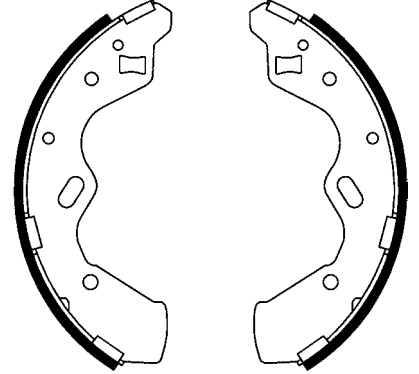
Ø 180 x 26

03.0137-0400.2 650400



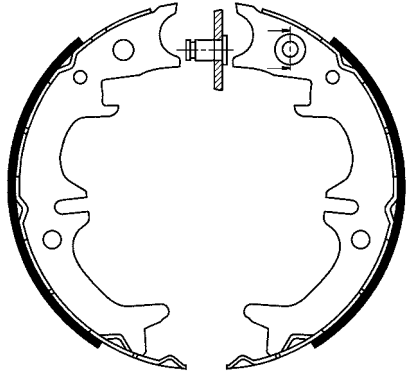
Ø 190 x 45

03.0137-0401.2 650401



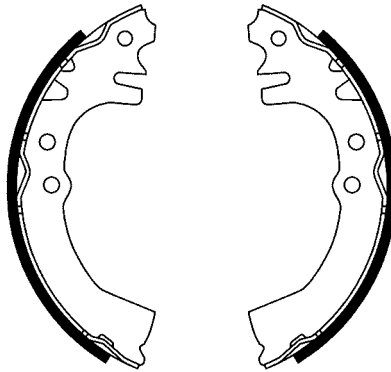
Ø 200 x 31

03.0137-0402.2 650402



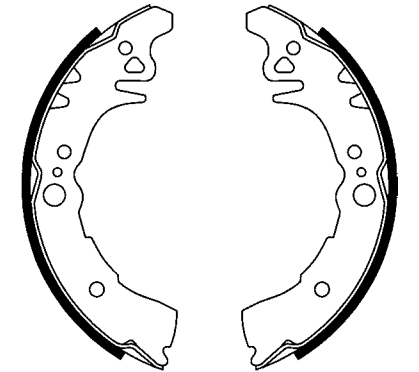
Ø 170 x 40

03.0137-0404.2 650404



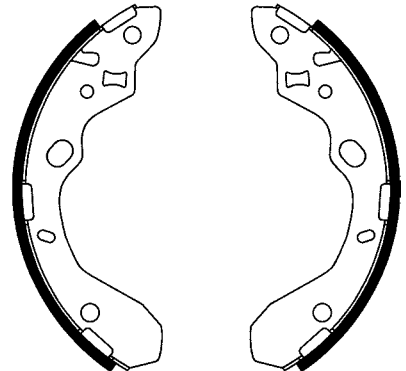
Ø 165 x 28

03.0137-0406.2 650406



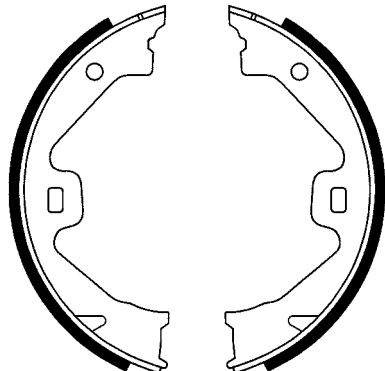
Ø 180 x 38

03.0137-0407.2 650407



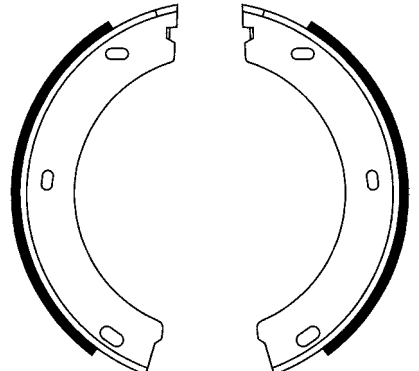
Ø 200 x 36

03.0137-0408.2 650408



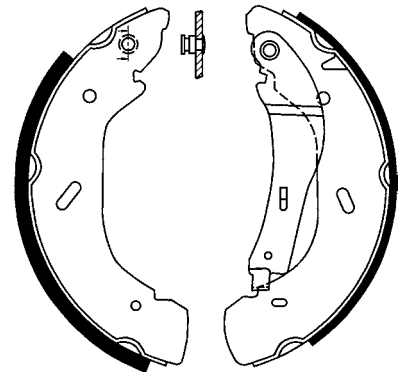
Ø 160 x 20

03.0137-0409.2 650409



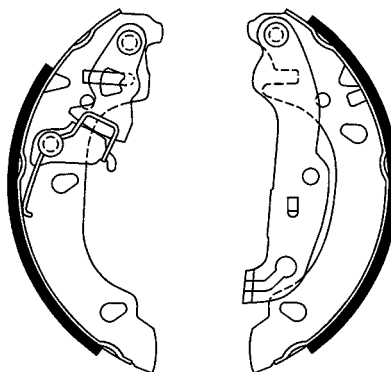
Ø 186 x 20

03.0137-0411.2 650411



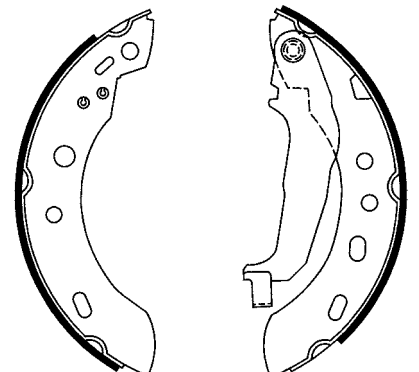
Ø 280 x 65

03.0137-0412.2 650412



Ø 180 x 32

03.0137-0413.2 650413

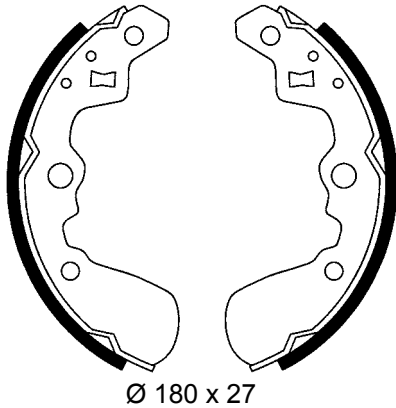


Ø 180 x 27

Abbildungen Trommelbremsbacken

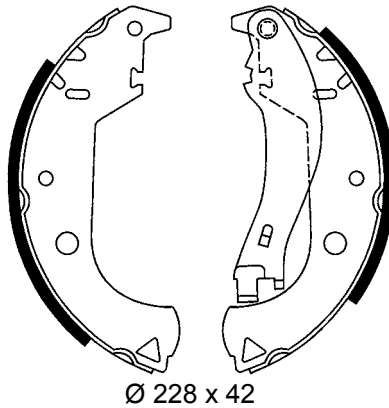
Illustrations drum brake shoes - Illustrazioni ganasce freno - Illustrations Mâchoires de frein à tambour - Ilustraciones zapatas freno de tambor

03.0137-0414.2 650414



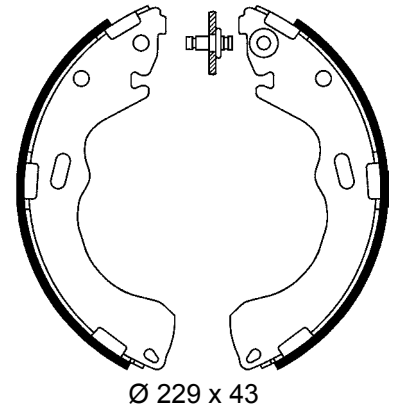
Ø 180 x 27

03.0137-0415.2 650415



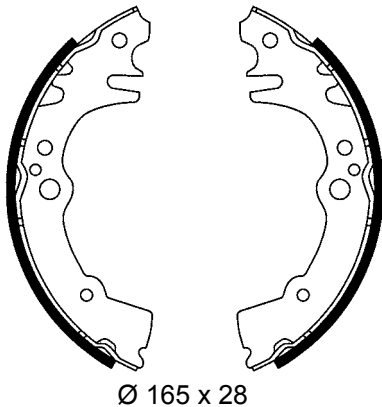
Ø 228 x 42

03.0137-0416.2 650416



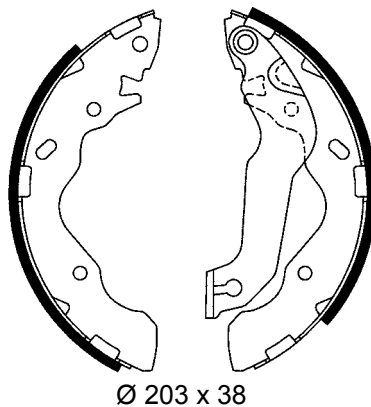
Ø 229 x 43

03.0137-0417.2 650417



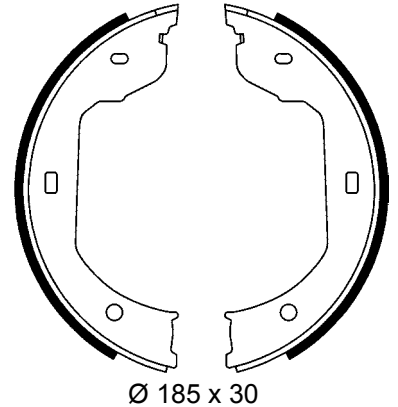
Ø 165 x 28

03.0137-0418.2 650418



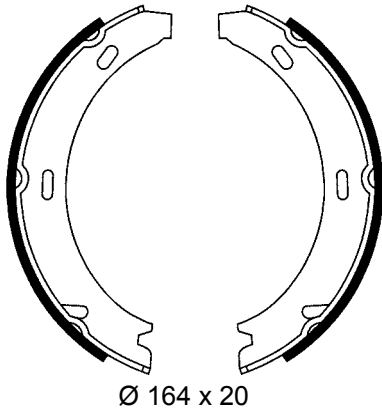
Ø 203 x 38

03.0137-0419.2 650419



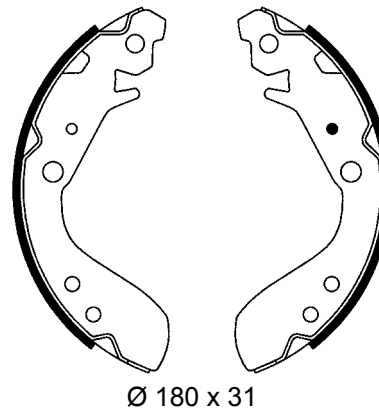
Ø 185 x 30

03.0137-0421.2 650421



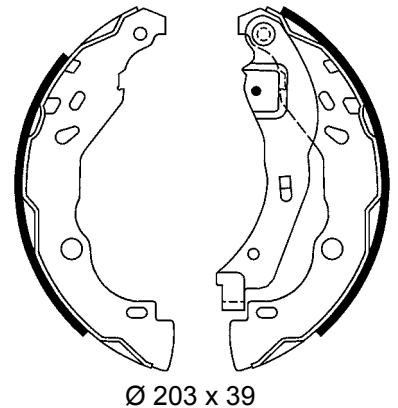
Ø 164 x 20

03.0137-0422.2 650422



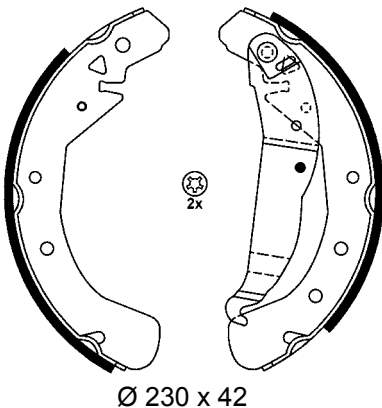
Ø 180 x 31

03.0137-0423.2 650423



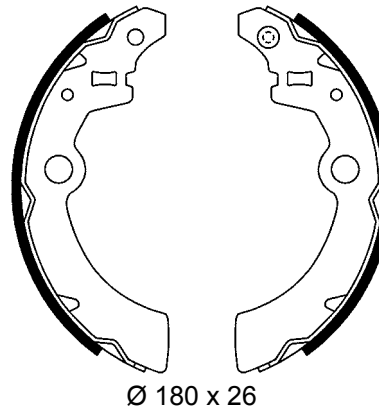
Ø 203 x 39

03.0137-0424.2 650424



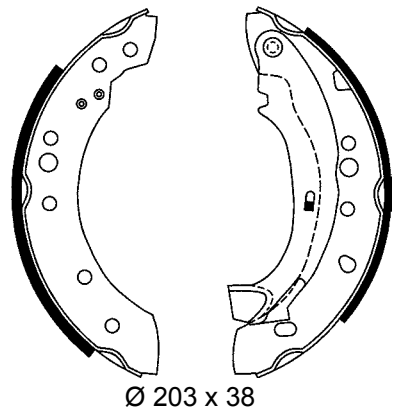
Ø 230 x 42

03.0137-0425.2 650425



Ø 180 x 26

03.0137-0426.2 650426

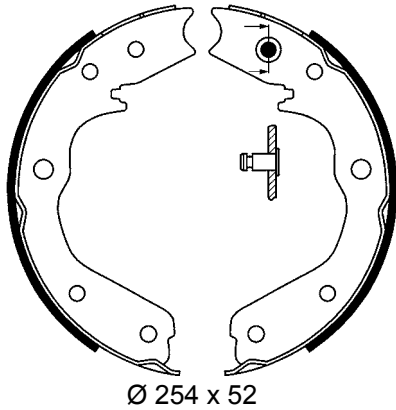


Ø 203 x 38

Abbildungen Trommelbremsbacken

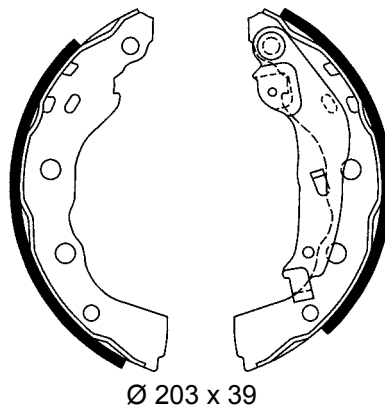
Illustrations drum brake shoes - Illustrazioni ganasce freno - Illustrations Mâchoires de frein à tambour - Ilustraciones zapatas freno de tambor

03.0137-0427.2 650427



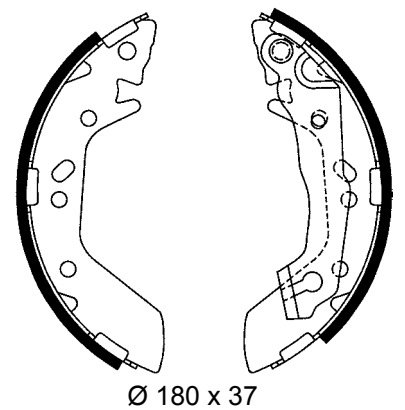
Ø 254 x 52

03.0137-0428.2 650428



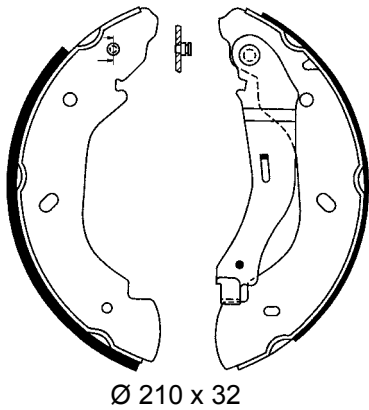
Ø 203 x 39

03.0137-0429.2 650429



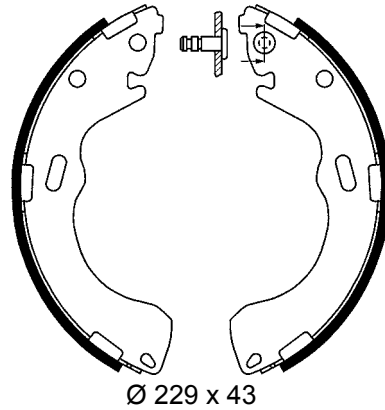
Ø 180 x 37

03.0137-0430.2 650430



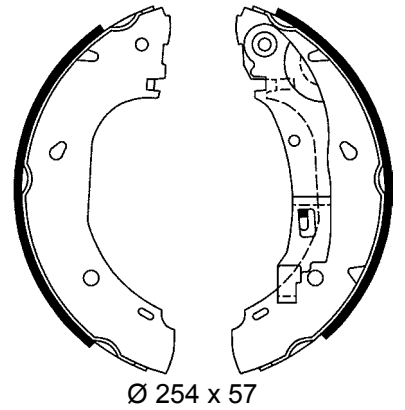
Ø 210 x 32

03.0137-0431.2 650431



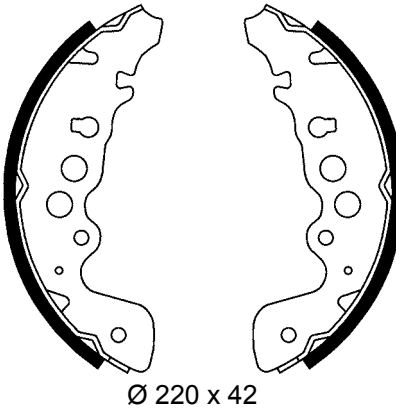
Ø 229 x 43

03.0137-0432.2 650432



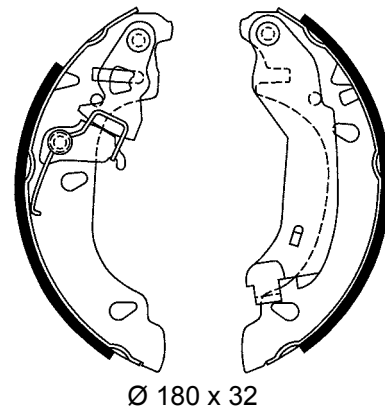
Ø 254 x 57

03.0137-0433.2 650433



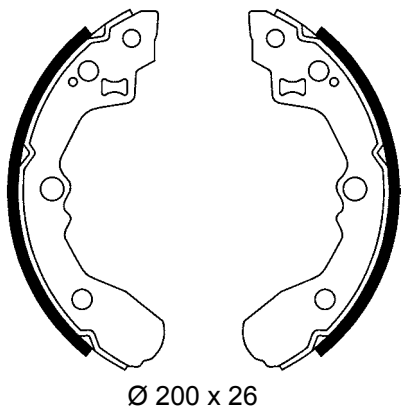
Ø 220 x 42

03.0137-0434.2 650434



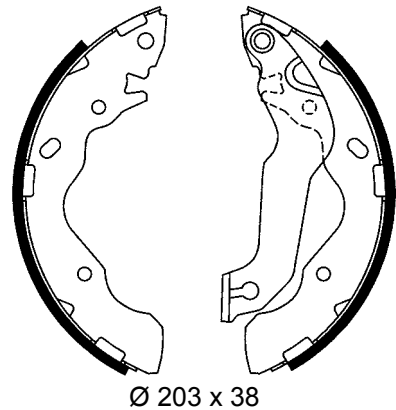
Ø 180 x 32

03.0137-0436.2 650436



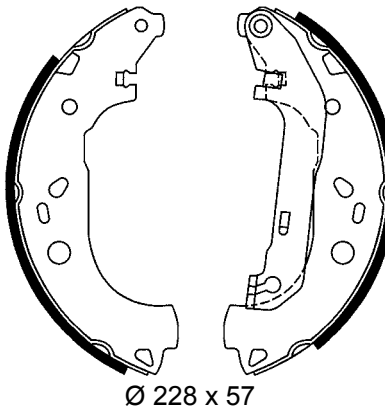
Ø 200 x 26

03.0137-0437.2 650437



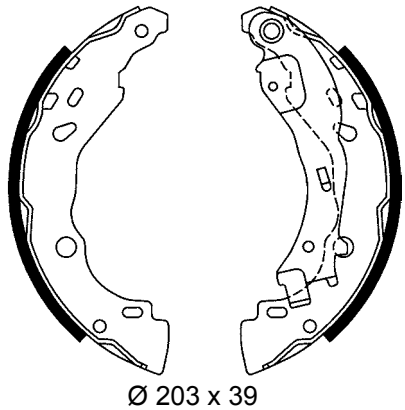
Ø 203 x 38

03.0137-0438.2 650438



Ø 228 x 57

03.0137-0439.2 650439

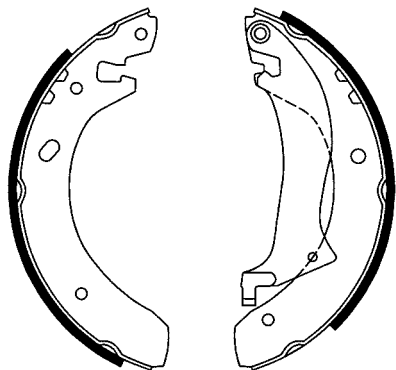


Ø 203 x 39

Abbildungen Trommelbremsbacken

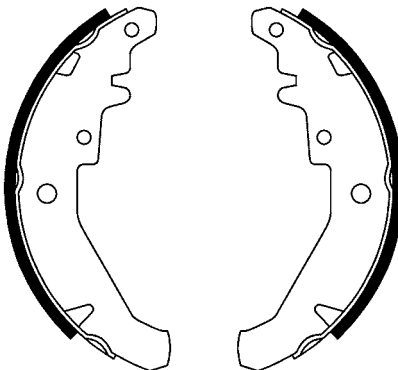
Illustrations drum brake shoes - Illustrazioni ganasce freno - Illustrations Mâchoires de frein à tambour - Ilustraciones zapatas freno de tambor

03.0137-0440.2 650440



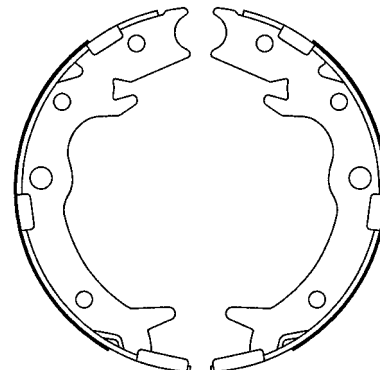
Ø 254 x 39

03.0137-0441.2 650441



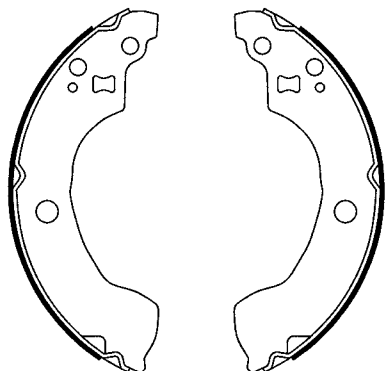
Ø 185 x 29

03.0137-0442.2 650442



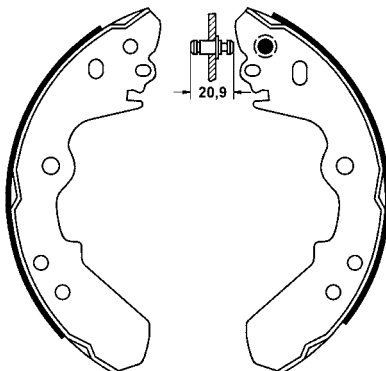
Ø 167 x 35

03.0137-0443.2 650443



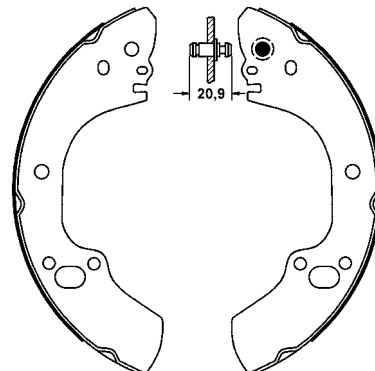
Ø 203 x 37

03.0137-0444.2 650444



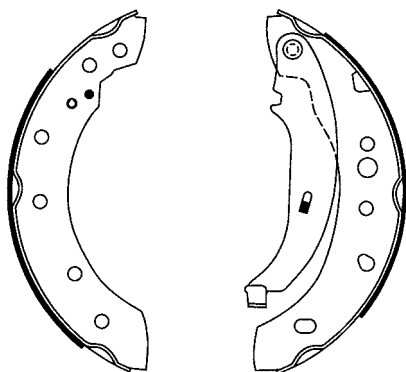
Ø 254 x 51

03.0137-0445.2 650445



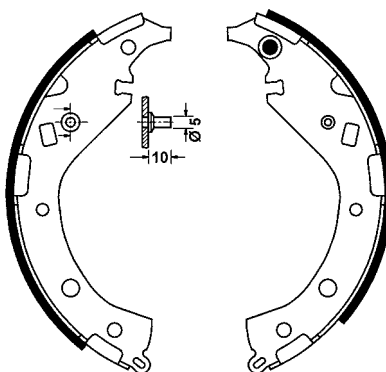
Ø 294 x 47

03.0137-0446.2 650446



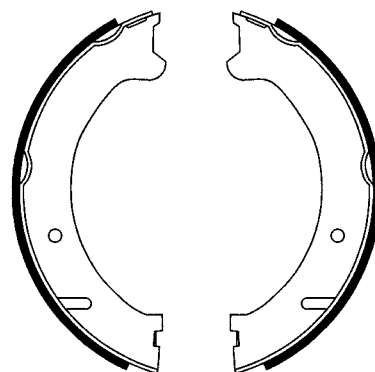
Ø 203 x 39

03.0137-0448.2 650448



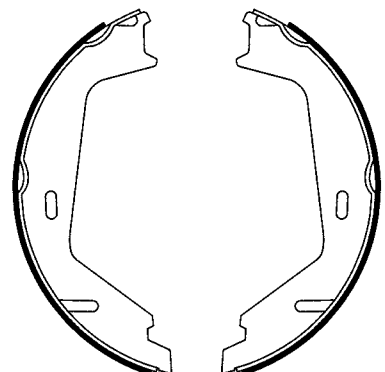
Ø 228 x 42

03.0137-0449.2 650449



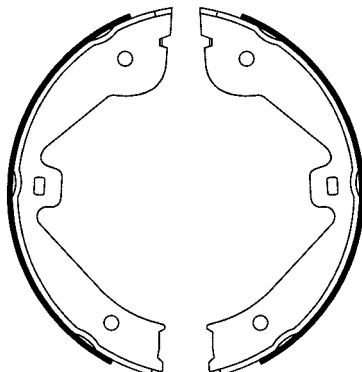
Ø 178 x 25

03.0137-0450.2 650450



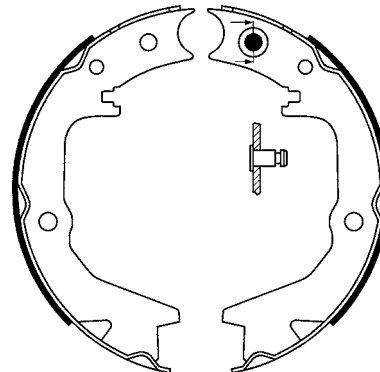
Ø 178 x 25

03.0137-0451.2 650451



Ø 210 x 30

03.0137-0452.2 650452

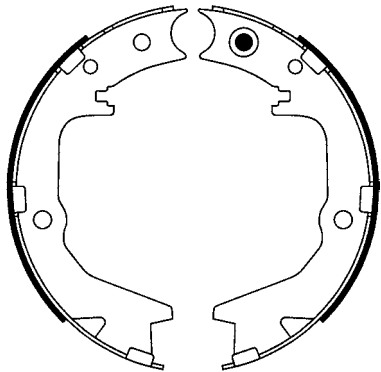


Ø 167 x 32

Abbildungen Trommelbremsbacken

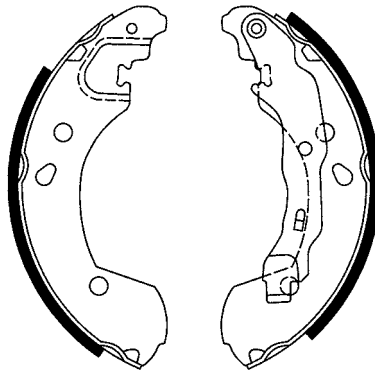
Illustrations drum brake shoes - Illustrazioni ganasce freno - Illustrations Mâchoires de frein à tambour - Ilustraciones zapatas freno de tambor

03.0137-0453.2 650453



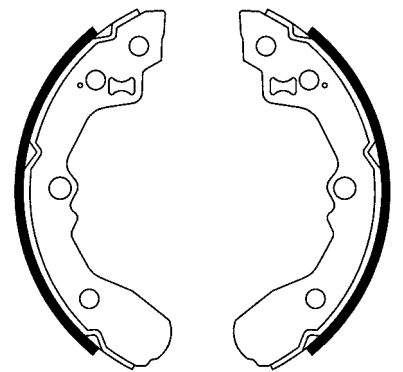
Ø 167 x 32

03.0137-0454.2 650454



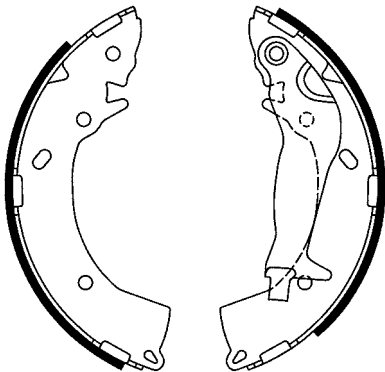
Ø 203 x 38

03.0137-0455.2 650455



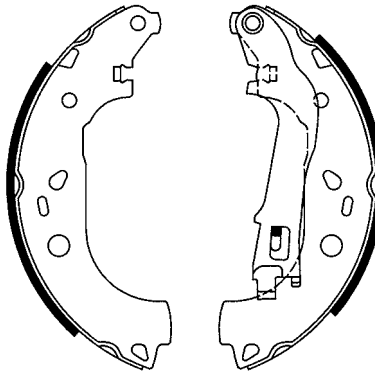
Ø 200 x 31

03.0137-0456.2 650456



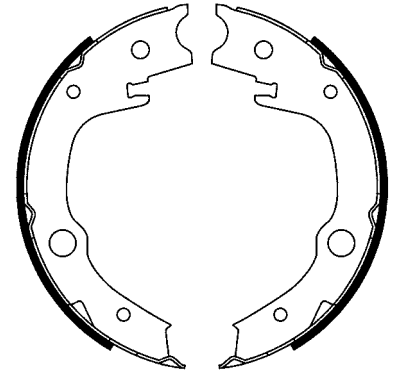
Ø 203 x 32

03.0137-0457.2 650457



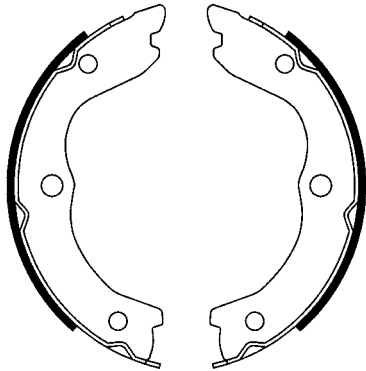
Ø 228 x 42

03.0137-0459.2 650459



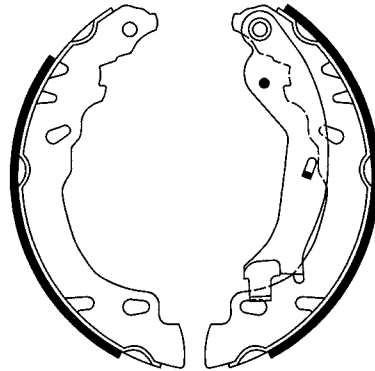
Ø 172 x 32

03.0137-0460.2 650460



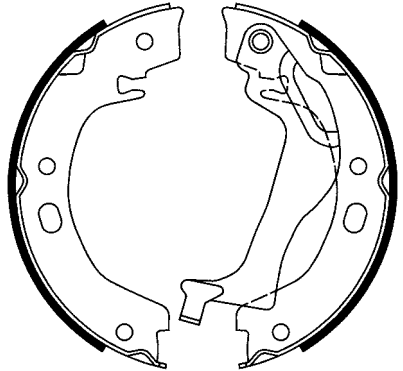
Ø 172 x 22

03.0137-0462.2 650462



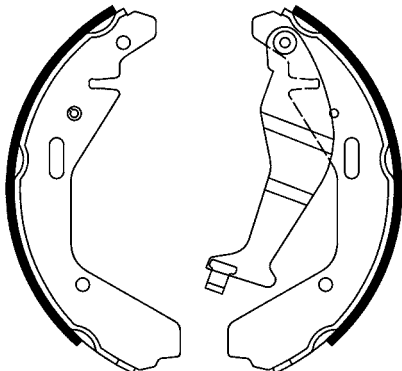
Ø 180 x 32

03.0137-0464.2 650464



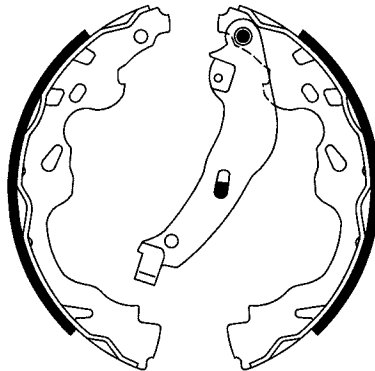
Ø 172 x 22

03.0137-0465.2 650465



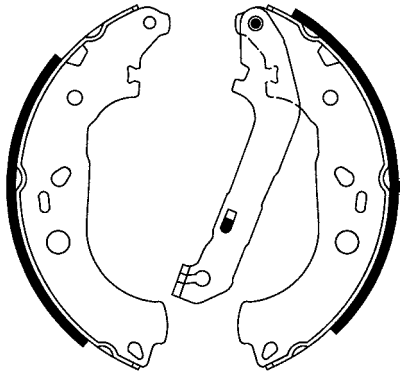
Ø 200 x 29

03.0137-0466.2 650466



Ø 200 x 32

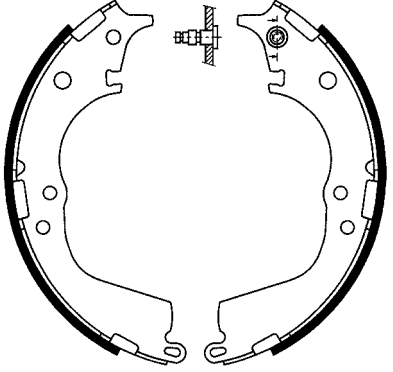
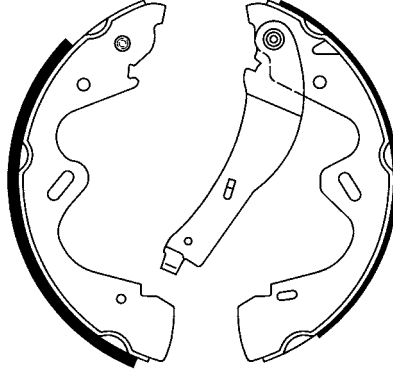
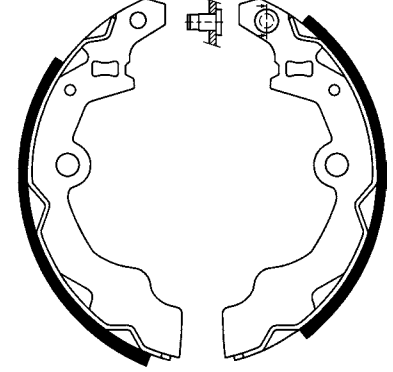
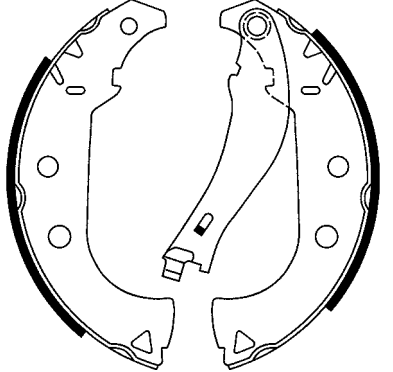
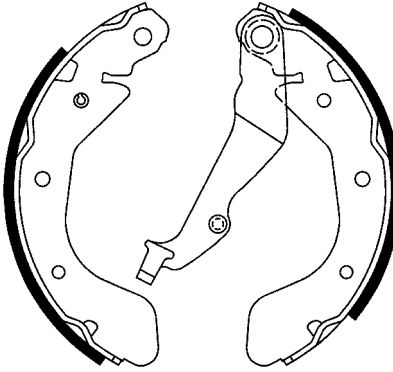
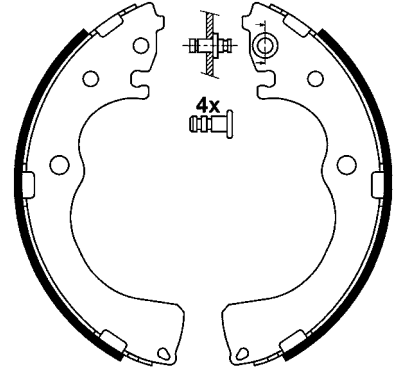
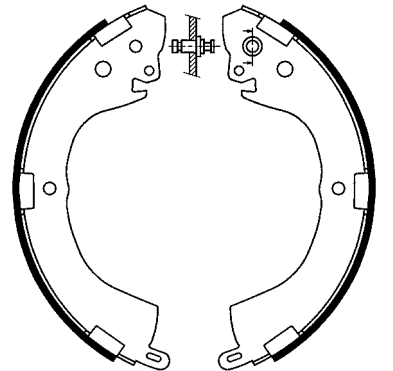
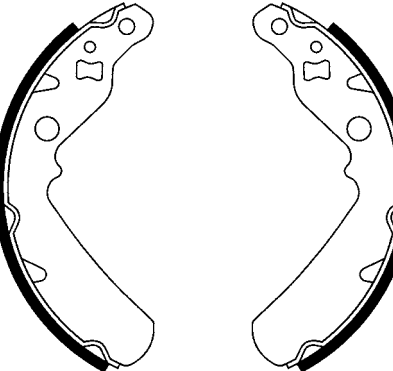
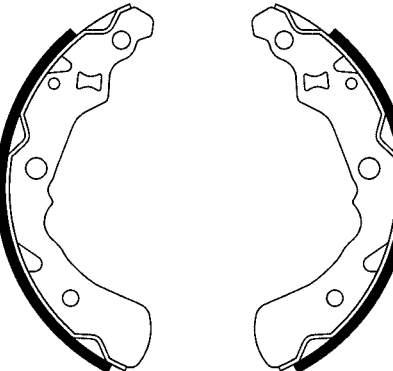
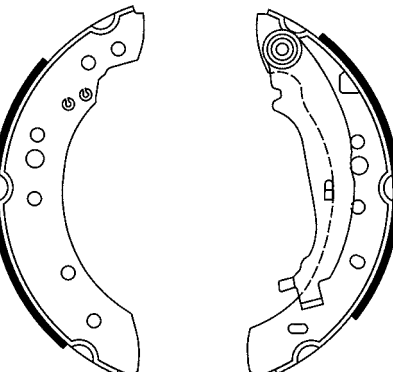
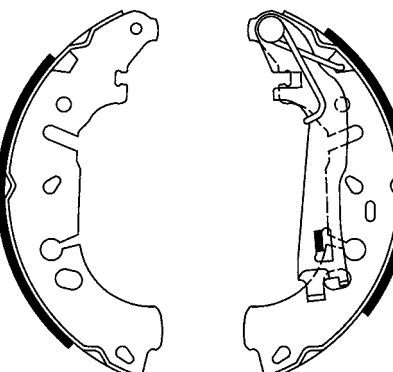
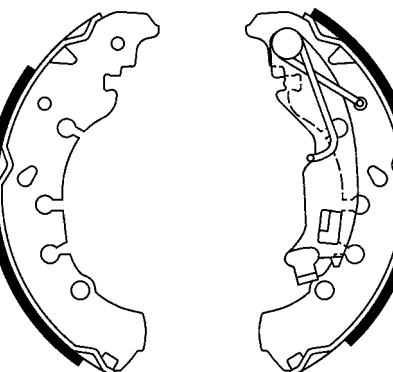
03.0137-0467.2 650467



Ø 228 x 42

Abbildungen Trommelbremsbacken

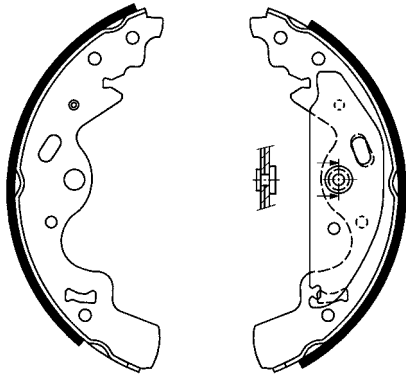
Illustrations drum brake shoes - Illustrazioni ganasce freno - Illustrations Mâchoires de frein à tambour - Ilustraciones zapatas freno de tambor

<p>03.0137-0468.2 650468</p>  <p>Ø 270 x 55</p>	<p>03.0137-0469.2 650469</p>  <p>Ø 280 x 65</p>	<p>03.0137-0470.2 650470</p>  <p>Ø 180 x 31</p>
<p>03.0137-0471.2 650471</p>  <p>Ø 228 x 42</p>	<p>03.0137-0472.2 650472</p>  <p>Ø 200 x 36</p>	<p>03.0137-0473.2 650473</p>  <p>Ø 254 x 52 4x</p>
<p>03.0137-0474.2 650474</p>  <p>Ø 270 x 52</p>	<p>03.0137-0475.2 650475</p>  <p>Ø 165 x 26</p>	<p>03.0137-0476.2 650476</p>  <p>Ø 180 x 31</p>
<p>03.0137-0477.2 650477</p>  <p>Ø 203 x 38</p>	<p>03.0137-0478.2 650478</p>  <p>Ø 228 x 42</p>	<p>03.0137-0479.2 650479</p>  <p>Ø 203 x 38</p>

Abbildungen Trommelbremsbacken

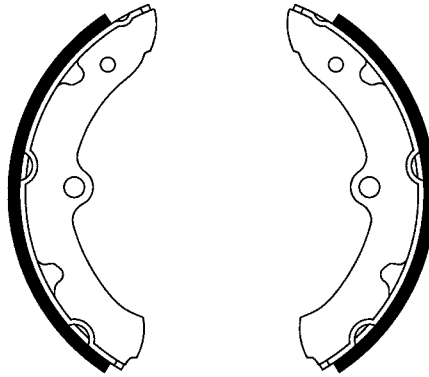
Illustrations drum brake shoes - Illustrazioni ganasce freno - Illustrations Mâchoires de frein à tambour - Ilustraciones zapatas freno de tambor

03.0137-0480.2 650480



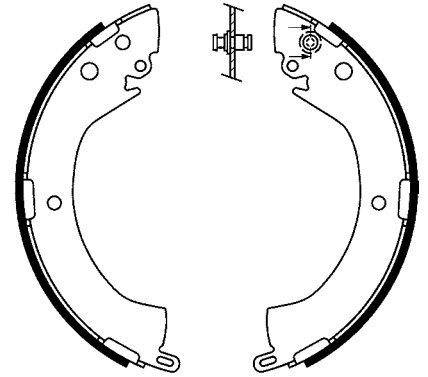
Ø 254 x 45

03.0137-0481.2 650481



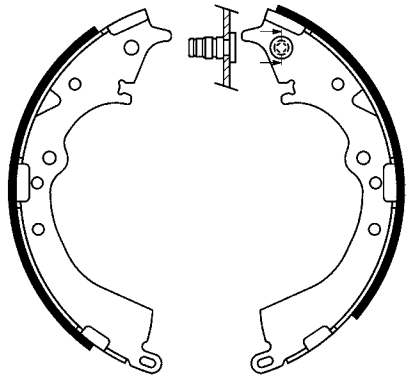
Ø 260 x 87

03.0137-0482.2 650482



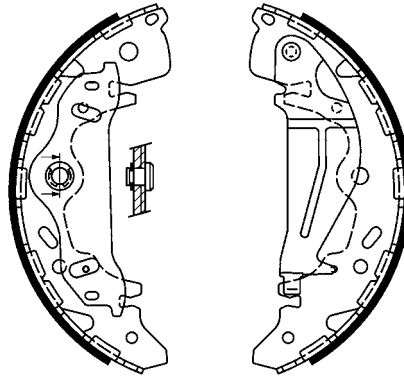
Ø 254 x 52

03.0137-0483.2 650483



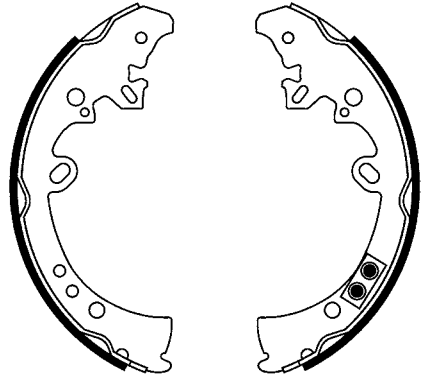
Ø 254 x 51

03.0137-0484.2 650484



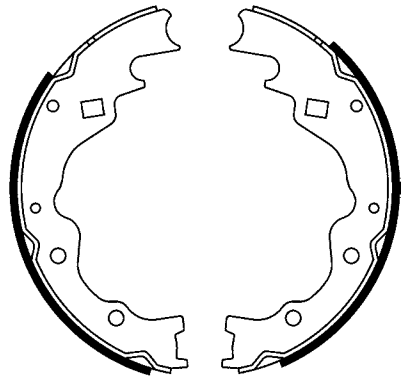
Ø 295 x 53

03.0137-0485.2 650485



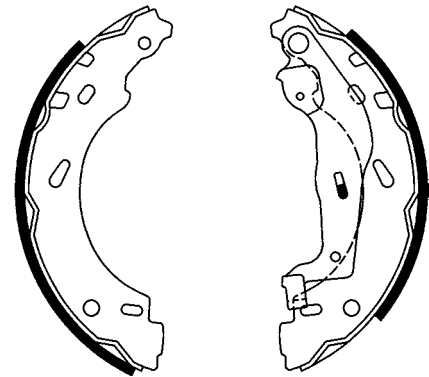
Ø 295 x 62

03.0137-0486.2 650486



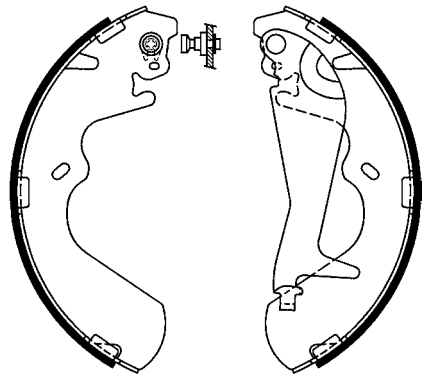
Ø 260 x 51

03.0137-0487.2 650487



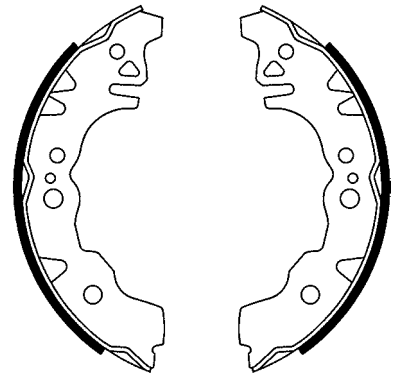
Ø 203 x 32

03.0137-0488.2 650488



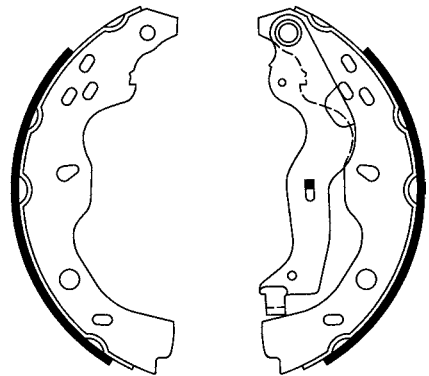
Ø 270 x 53

03.0137-0489.2 650489



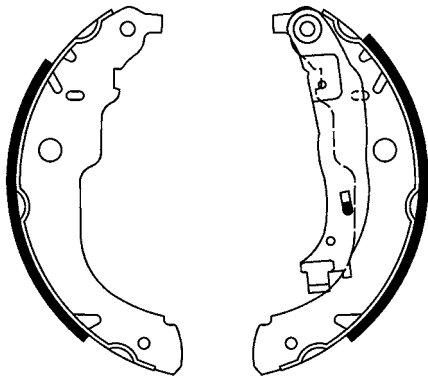
Ø 180 x 28

03.0137-0490.2 650490



Ø 220 x 35

03.0137-0491.2 650491

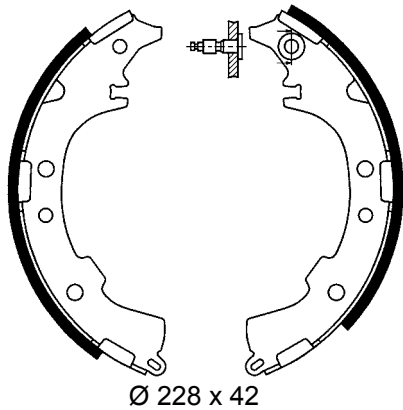


Ø 228 x 42

Abbildungen Trommelbremsbacken

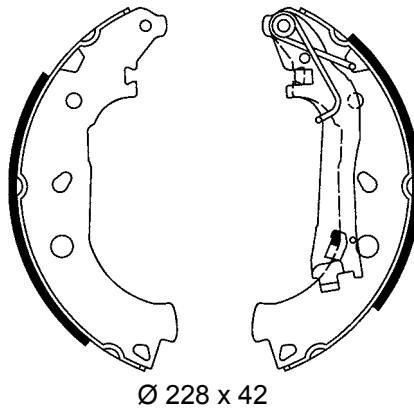
Illustrations drum brake shoes - Illustrazioni ganasce freno - Illustrations Mâchoires de frein à tambour - Ilustraciones zapatas freno de tambor

03.0137-0492.2 650492



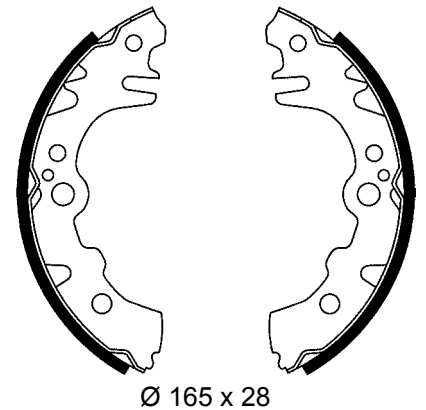
Ø 228 x 42

03.0137-0493.2 650493



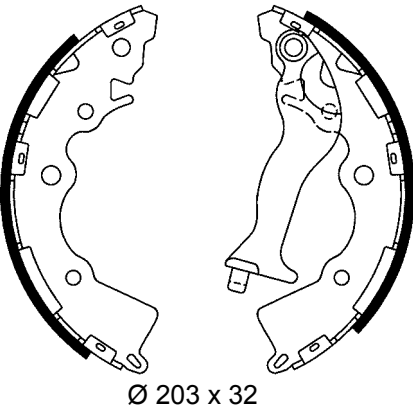
Ø 228 x 42

03.0137-0494.2 650494



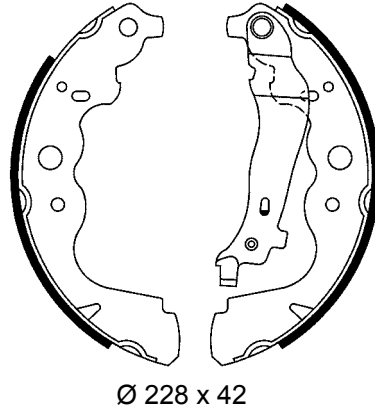
Ø 165 x 28

03.0137-0495.2 650495



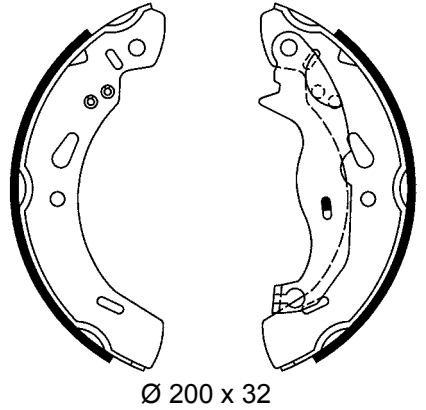
Ø 203 x 32

03.0137-0496.2 650496



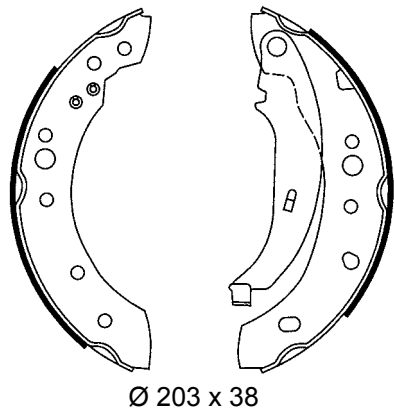
Ø 228 x 42

03.0137-0497.2 650497



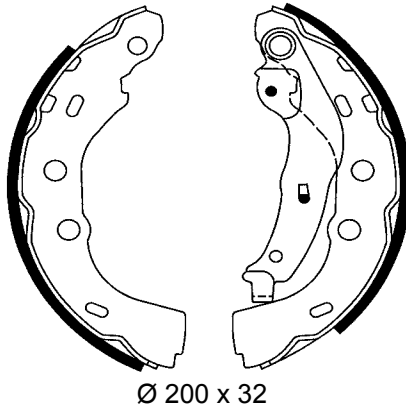
Ø 200 x 32

03.0137-0498.2 650498



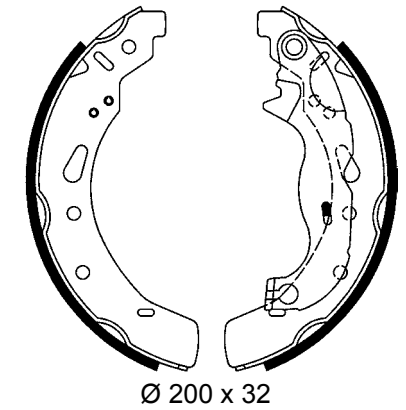
Ø 203 x 38

03.0137-0500.2 650500



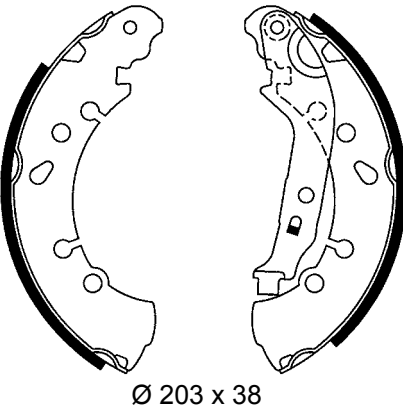
Ø 200 x 32

03.0137-0501.2 650501



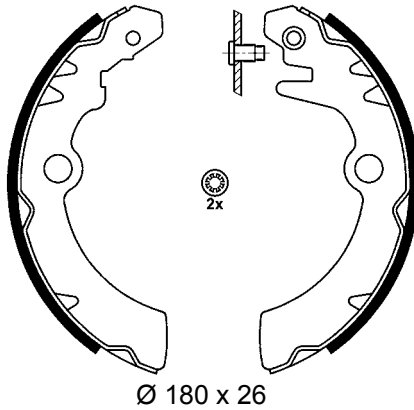
Ø 200 x 32

03.0137-0502.2 650502



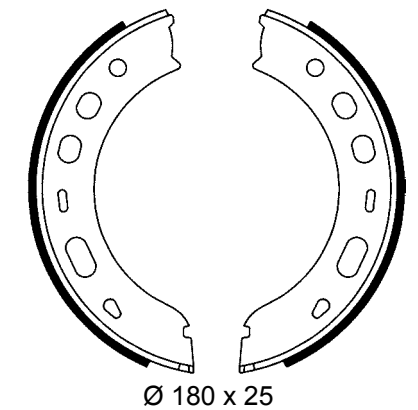
Ø 203 x 38

03.0137-0503.2 650503



Ø 180 x 26

03.0137-3002.2 653002

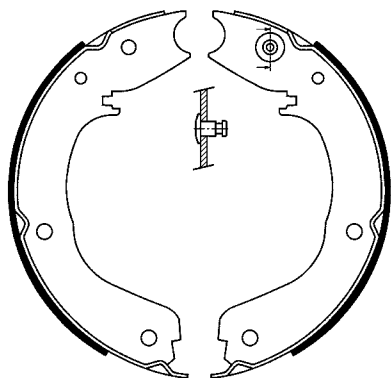


Ø 180 x 25

Abbildungen Trommelbremsbacken

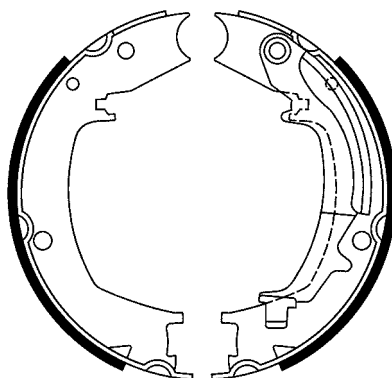
Illustrations drum brake shoes - Illustrazioni ganasce freno - Illustrations Mâchoires de frein à tambour - Ilustraciones zapatas freno de tambor

03.0137-3003.2 653003



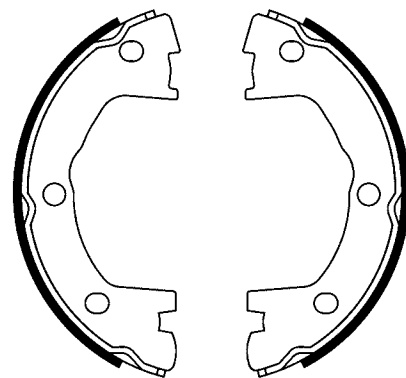
Ø 198 x 34

03.0137-3004.2 653004



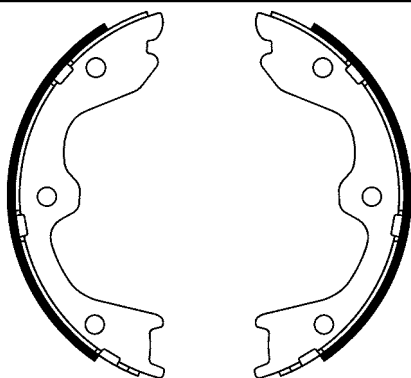
Ø 190 x 40

03.0137-3005.2 653005



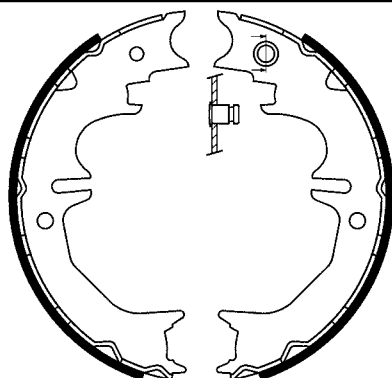
Ø 172 x 42

03.0137-3006.2 653006



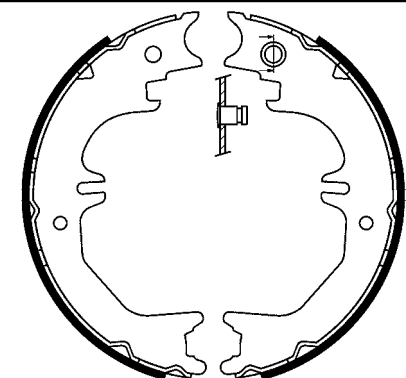
Ø 172 x 32

03.0137-3007.2 653007



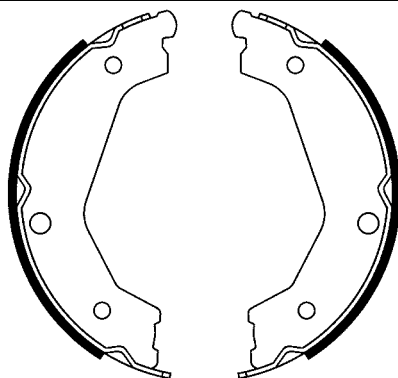
Ø 209 x 45

03.0137-3008.2 653008



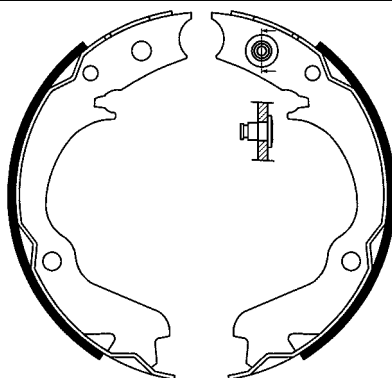
Ø 230 x 45

03.0137-3009.2 653009



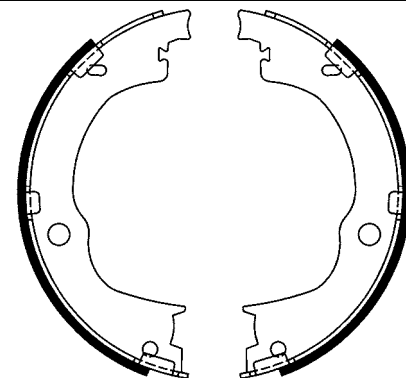
Ø 190 x 40

03.0137-3010.2 653010



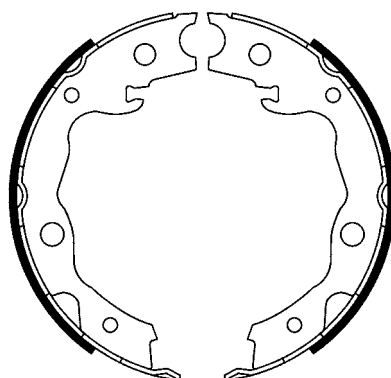
Ø 170 x 32

03.0137-3011.2 653011



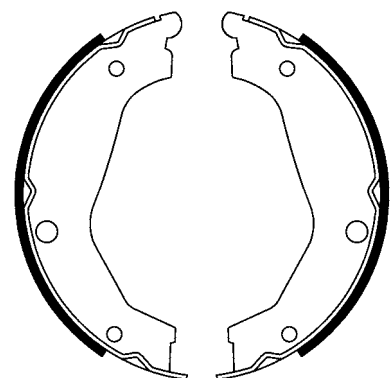
Ø 188 x 26

03.0137-3012.2 653012



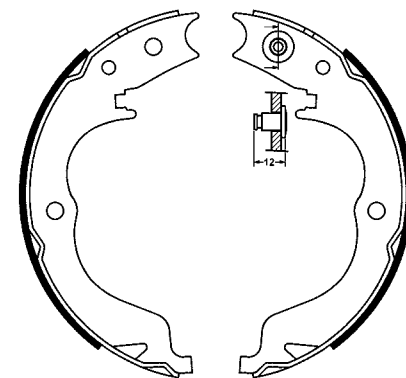
Ø 172 x 32

03.0137-3014.2 653014



Ø 190 x 40

03.0137-3015.2 653015

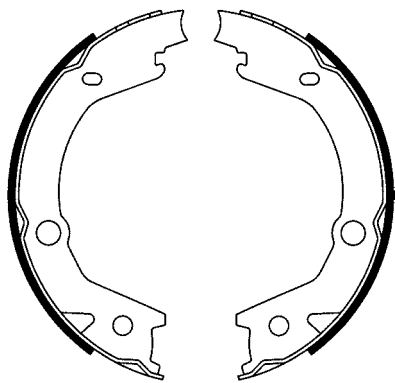


Ø 199 x 30

Abbildungen Trommelbremsbacken

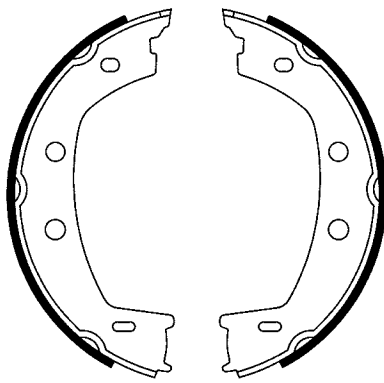
Illustrations drum brake shoes - Illustrazioni ganasce freno - Illustrations Mâchoires de frein à tambour - Ilustraciones zapatas freno de tambor

03.0137-3016.2 653016



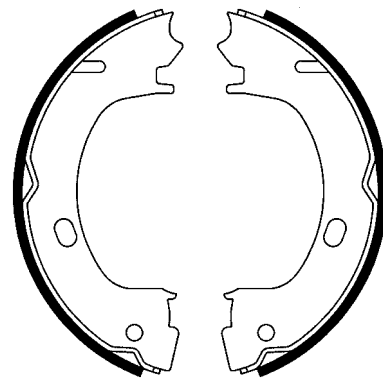
Ø 167 x 27

03.0137-3017.2 653017



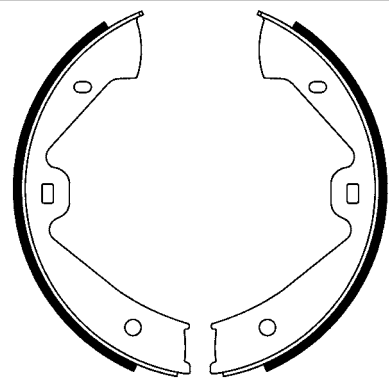
Ø 185 x 30

03.0137-3018.2 653018



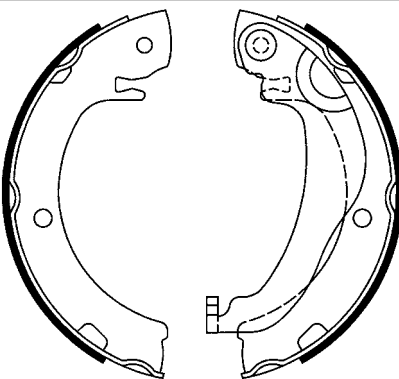
Ø 172 x 22

03.0137-3019.2 653019



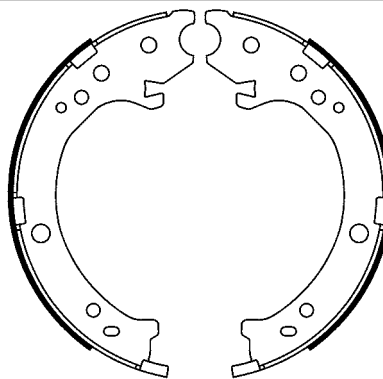
Ø 210 x 30

03.0137-3020.2 653020



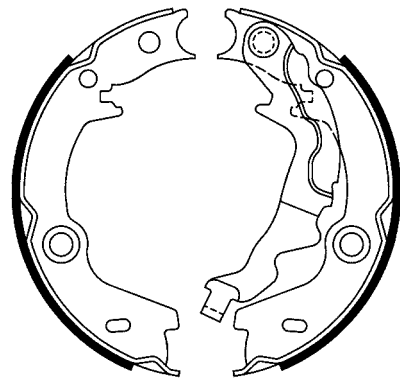
Ø 180 x 32

03.0137-3021.2 653021



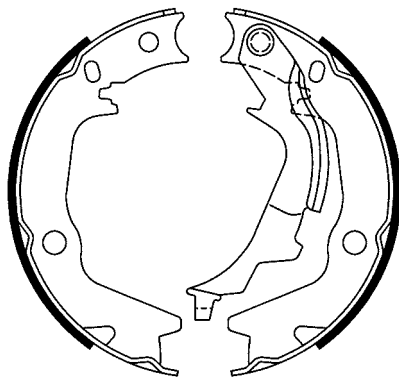
Ø 198 x 35

03.0137-3022.2 653022



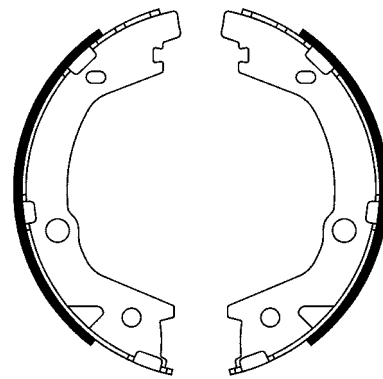
Ø 170 x 32

03.0137-3024.2 653024



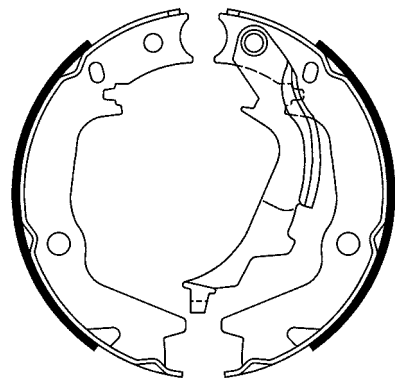
Ø 170 x 32

03.0137-3025.2 653025



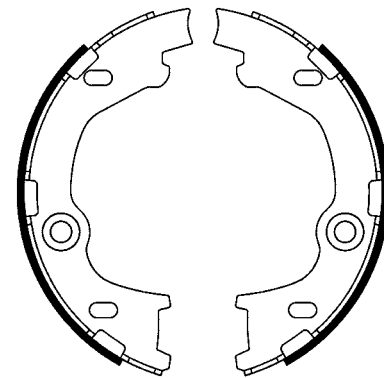
Ø 170 x 27

03.0137-3026.2 653026



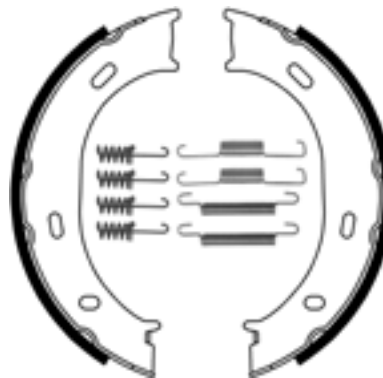
Ø 167 x 32

03.0137-3029.2 653029



Ø 167 x 26

03.0137-4001.2 654001

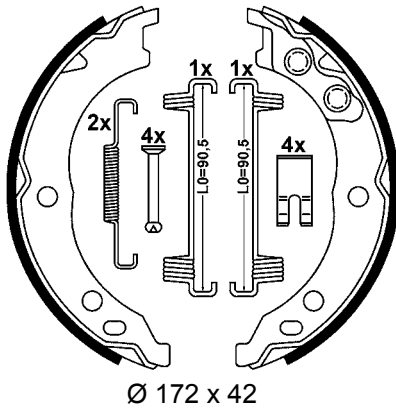


Ø 160 x 40

Abbildungen Trommelbremsbacken

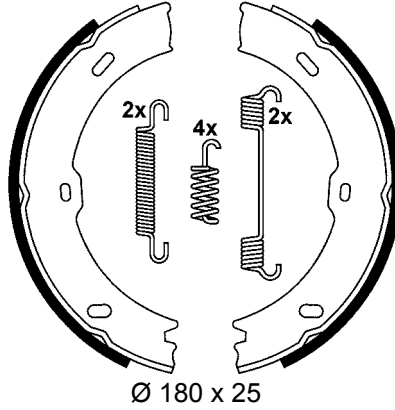
Illustrations drum brake shoes - Illustrazioni ganasce freno - Illustrations Mâchoires de frein à tambour - Ilustraciones zapatas freno de tambor

03.0137-4002.2 654002



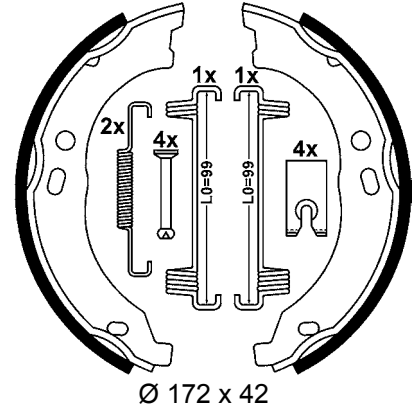
Ø 172 x 42

03.0137-4003.2 654003



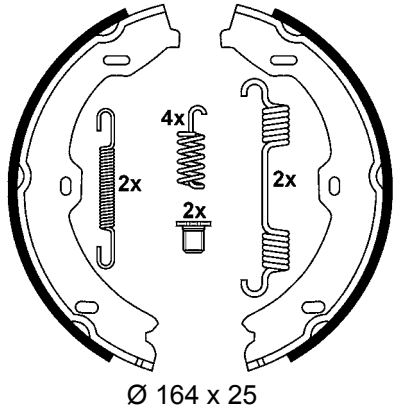
Ø 180 x 25

03.0137-4004.2 654004



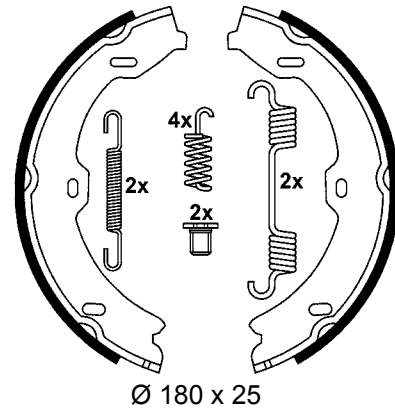
Ø 172 x 42

03.0137-4005.2 654005



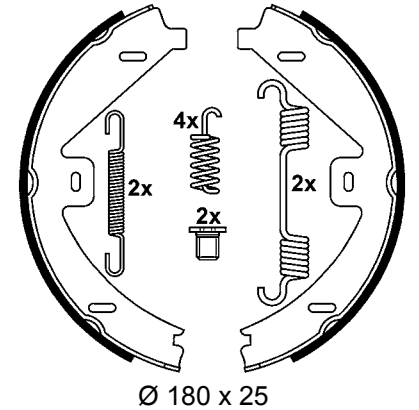
Ø 164 x 25

03.0137-4006.2 654006



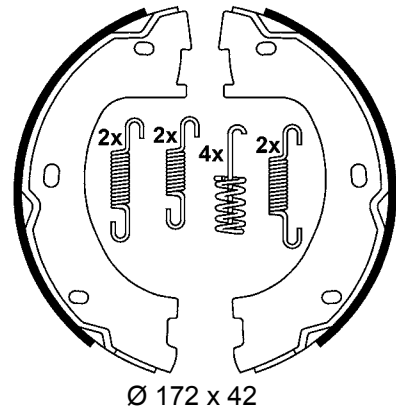
Ø 180 x 25

03.0137-4007.2 654007



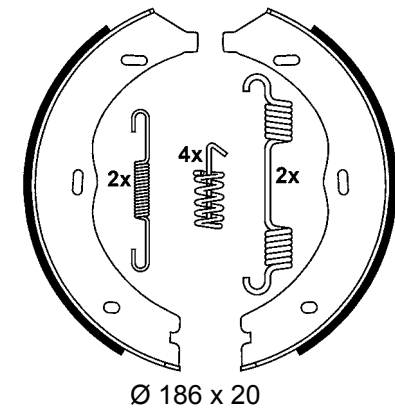
Ø 180 x 25

03.0137-4008.2 654008



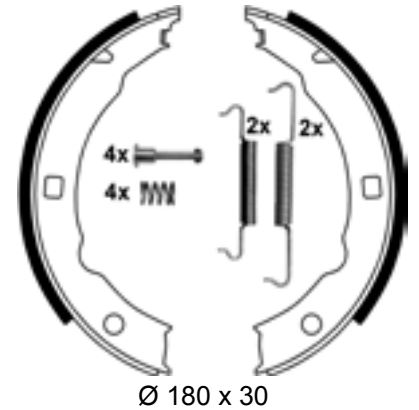
Ø 172 x 42

03.0137-4009.2 654009



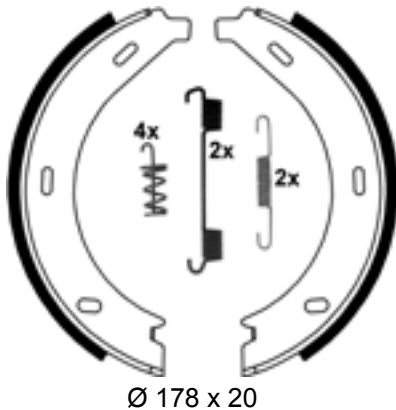
Ø 186 x 20

03.0137-4010.2 654010



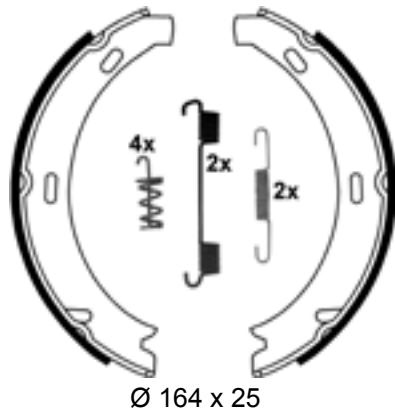
Ø 180 x 30

03.0137-4011.2 654011



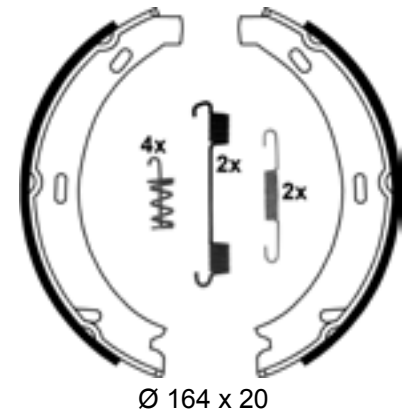
Ø 178 x 20

03.0137-4012.2 654012



Ø 164 x 25

03.0137-4013.2 654013

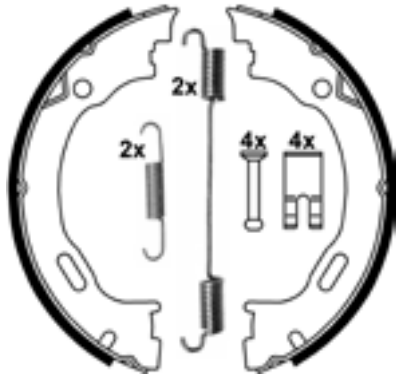


Ø 164 x 20

Abbildungen Trommelbremsbacken

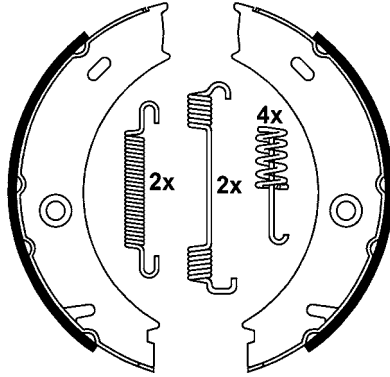
Illustrations drum brake shoes - Illustrazioni ganasce freno - Illustrations Mâchoires de frein à tambour - Ilustraciones zapatas freno de tambor

03.0137-4014.2 654014



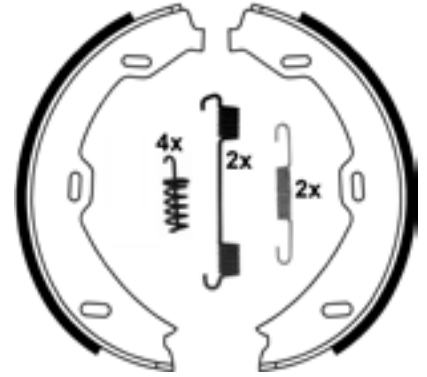
Ø 183 x 31

03.0137-4015.2 654015



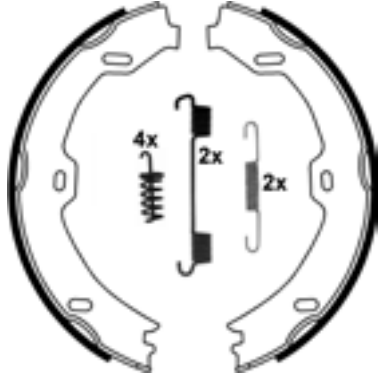
Ø 170 x 40

03.0137-4016.2 654016



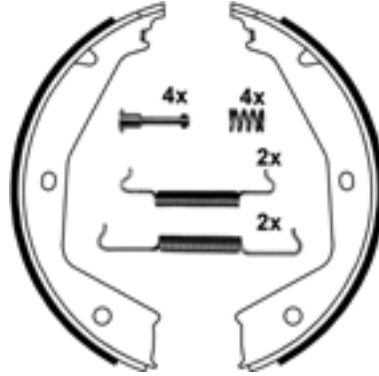
Ø 180 x 25

03.0137-4017.2 654017



Ø 180 x 25

03.0137-4018.2 654018



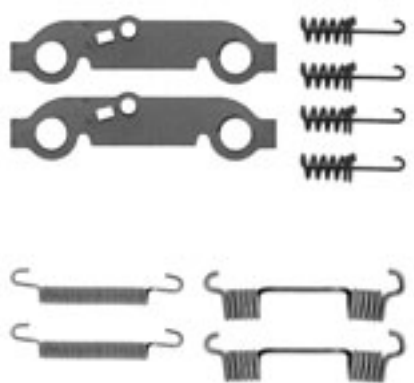
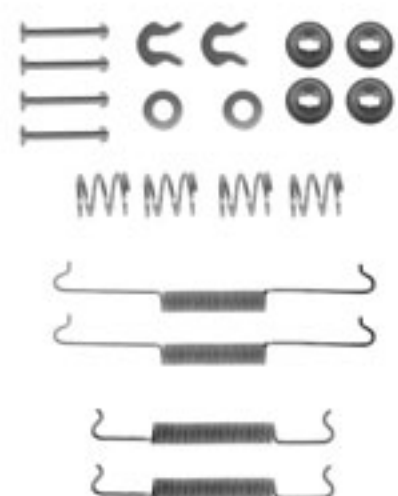







Ø 180 x 30



- Ⓓ **Abbildungen Trommelbremsbacken Einbausätze**
- Ⓔ **Illustration drum brake shoes installation kits**
- Ⓕ **Illustrations Lots de montage pour mâchoires de frein à tambour**
- Ⓖ **Illustrazioni kit installazione ganasce freno**
- Ⓔ **Ilustraciones juegos de montaje zapatas freno de tambor**
- Ⓐ **Afbeeldingen inbouwsets voor trommelremschoenen**
- Ⓓ **Tegning monteringsæt for bremsebakker**
- Ⓔ **Avbildningar trumbromsbackar monteringsatser**
- Ⓔ **Ábrák - dobfékpofa-szerelőkészletek**
- Ⓕ **Figuras Kits de instalação de calços de travões de tambor**
- Ⓔ **Изображения монтажных комплектов барабанных колодок**
- Ⓒ **Zobrazení vestavných sad čelistí bubnových brzd**
- Ⓐ **Rysunki zestawów montażowych szczęk hamulca bębnowego**
- Ⓔ **Εικόνες σετ τοποθέτησης σιαγόνων ταίπουρων φρένων**
- Ⓔ **TBB montaj takımları resimleri**
- Ⓔ **制动渐缴棍安群组件图片(新)**
- Ⓔ **図版 TBB組み瀧みキット**
- Ⓐ **صور طواقم الترابيب لفكي المكبح الطبلي**

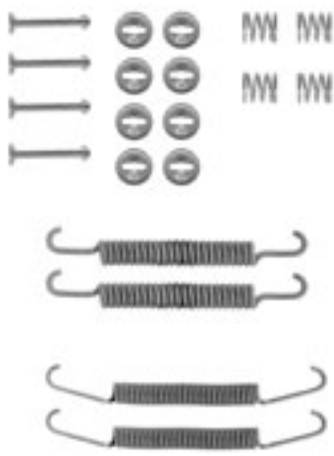


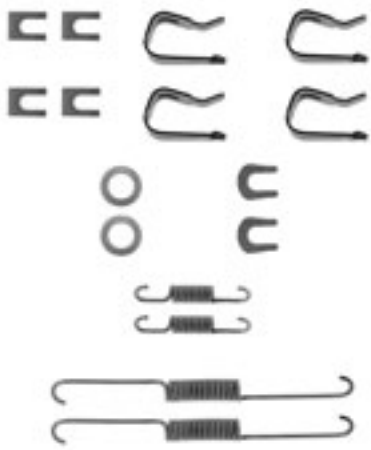





Abbildungen Einbausätze Trommelbremsbacken

Illustrations drum brake shoes installation kits - Illustrazioni kit installazione ganasce freno - Illustrations Lots de montage pour mâchoires de frein à tambour - Ilustraciones Juegos de montaje zapatas freno tambores

03.0137-9002.2 669002	03.0137-9005.2 669005	03.0137-9006.2 669006
		
03.0137-9008.2 669008	03.0137-9009.2 669009	03.0137-9013.2 669013
		
03.0137-9014.2 669014	03.0137-9015.2 669015	03.0137-9020.2 669020
		

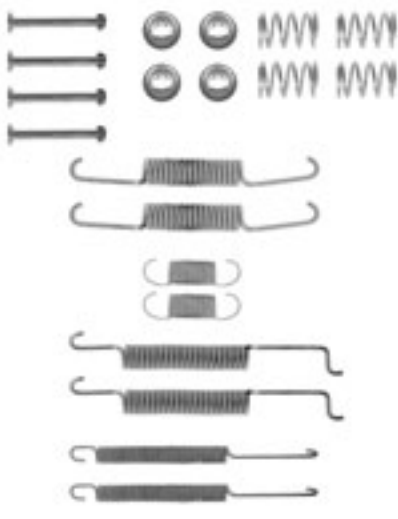
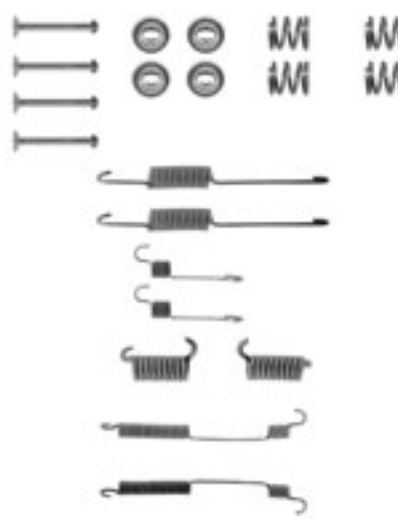





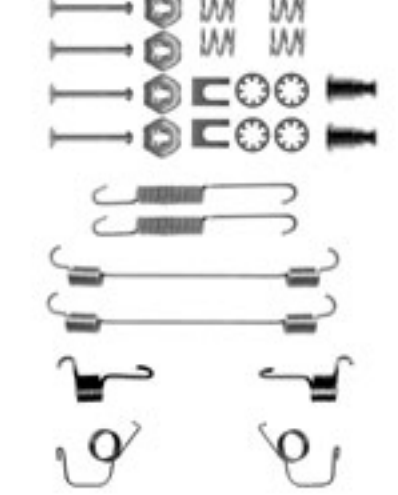

Abbildungen Einbausätze Trommelbremsbacken

Illustrations drum brake shoes installation kits - Illustrazioni kit installazione ganasce freno - Illustrations Lots de montage pour mâchoires de frein à tambour - Ilustraciones Juegos de montaje zapatas freno tambores

03.0137-9021.2 669021	03.0137-9024.2 669024	03.0137-9027.2 669027
 <p>Illustration of drum brake shoe kit 669021, showing various components including pins, springs, and shoes.</p>	 <p>Illustration of drum brake shoe kit 669024, showing various components including pins, springs, and shoes.</p>	 <p>Illustration of drum brake shoe kit 669027, showing various components including pins, springs, and shoes.</p>
03.0137-9028.2 669028	03.0137-9031.2 669031	03.0137-9032.2 669032
 <p>Illustration of drum brake shoe kit 669028, showing various components including pins, springs, and shoes.</p>	 <p>Illustration of drum brake shoe kit 669031, showing various components including pins, springs, and shoes.</p>	 <p>Illustration of drum brake shoe kit 669032, showing various components including pins, springs, and shoes.</p>
03.0137-9034.2 669034	03.0137-9035.2 669035	03.0137-9039.2 669039
 <p>Illustration of drum brake shoe kit 669034, showing various components including pins, springs, and shoes.</p>	 <p>Illustration of drum brake shoe kit 669035, showing various components including pins, springs, and shoes.</p>	 <p>Illustration of drum brake shoe kit 669039, showing various components including pins, springs, and shoes.</p>





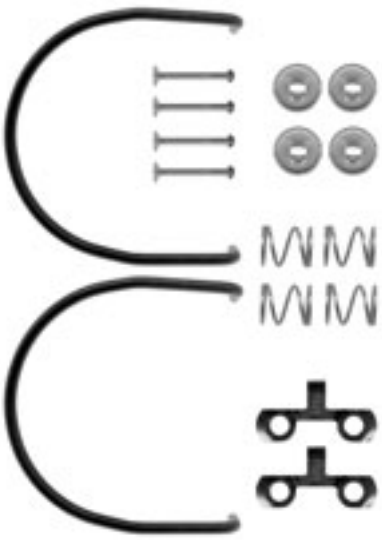


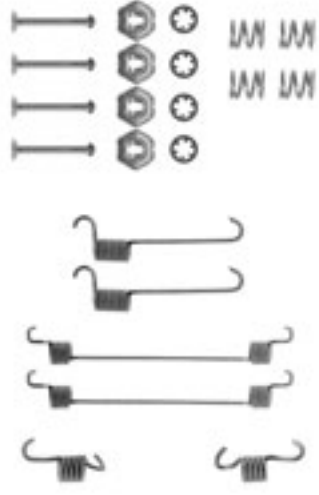
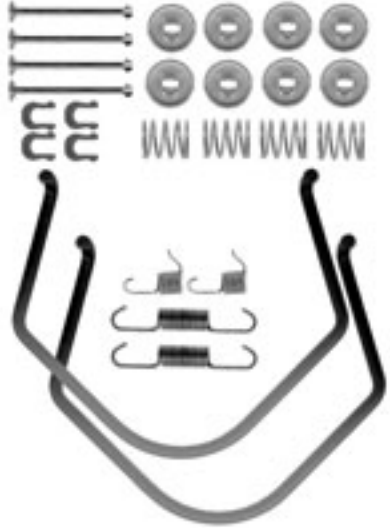
Abbildungen Einbausätze Trommelbremsbacken

Illustrations drum brake shoes installation kits - Illustrazioni kit installazione ganasce freno - Illustrations Lots de montage pour mâchoires de frein à tambour - Ilustraciones Juegos de montaje zapatas freno tambores

03.0137-9041.2 669041	03.0137-9043.2 669043	03.0137-9044.2 669044
		
03.0137-9045.2 669045	03.0137-9046.2 669046	03.0137-9053.2 669053
		
03.0137-9054.2 669054	03.0137-9055.2 669055	03.0137-9056.2 669056
		

Abbildungen Einbausätze Trommelbremsbacken

Illustrations drum brake shoes installation kits - Illustrazioni kit installazione ganasce freno - Illustrations Lots de montage pour mâchoires de frein à tambour - Ilustraciones Juegos de montaje zapatas freno tambores

03.0137-9058.2 669058	03.0137-9060.2 669060	03.0137-9062.2 669062
		
03.0137-9065.2 669065	03.0137-9070.2 669070	03.0137-9076.2 669076
		
03.0137-9077.2 669077	03.0137-9079.2 669079	03.0137-9080.2 669080
		





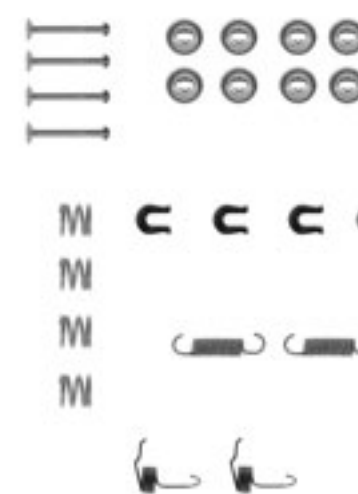
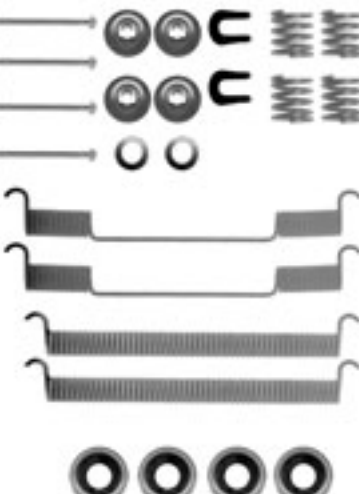
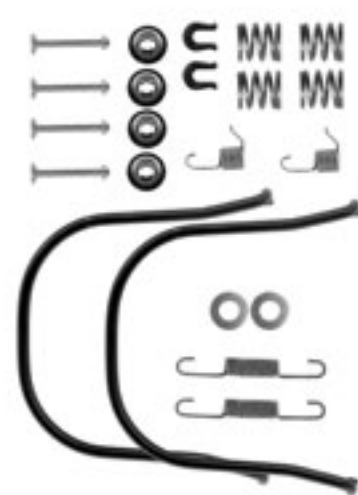
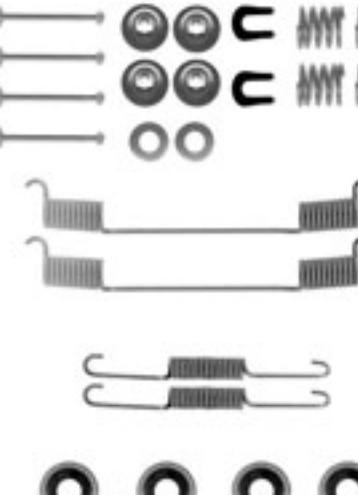
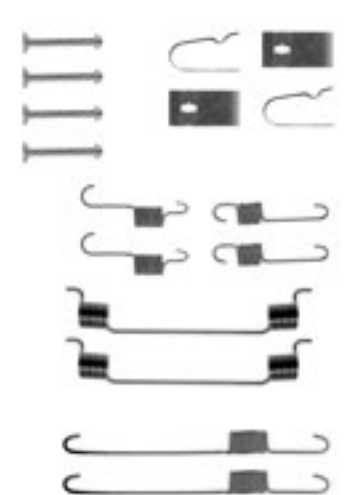
Abbildungen Einbausätze Trommelbremsbacken

Illustrations drum brake shoes installation kits - Illustrazioni kit installazione ganasce freno - Illustrations Lots de montage pour mâchoires de frein à tambour - Ilustraciones Juegos de montaje zapatas freno tambores

03.0137-9081.2 669081	03.0137-9082.2 669082	03.0137-9085.2 669085
03.0137-9086.2 669086	03.0137-9088.2 669088	03.0137-9089.2 669089
03.0137-9091.2 669091	03.0137-9092.2 669092	03.0137-9096.2 669096


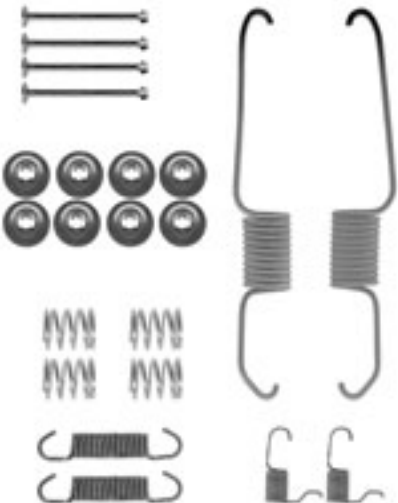


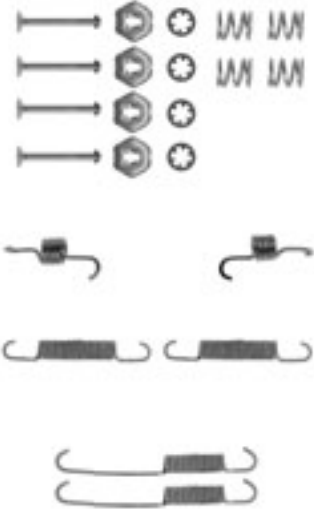
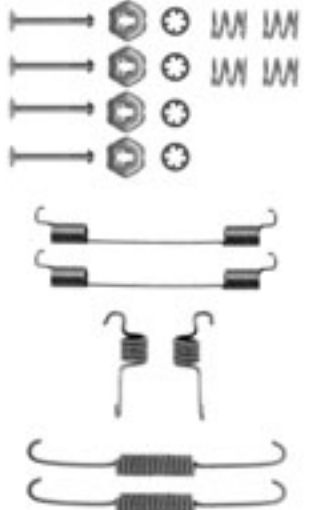

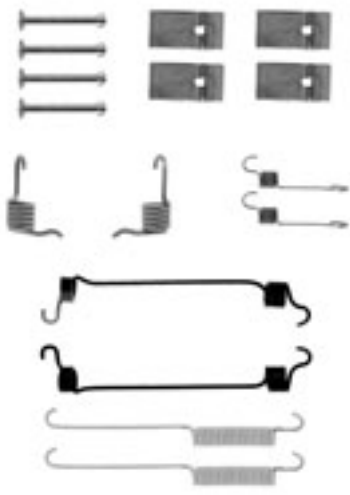

Abbildungen Einbausätze Trommelbremsbacken

Illustrations drum brake shoes installation kits - Illustrazioni kit installazione ganasce freno - Illustrations Lots de montage pour mâchoires de frein à tambour - Ilustraciones Juegos de montaje zapatas freno tambores

03.0137-9097.2 669097	03.0137-9102.2 669102	03.0137-9103.2 669103
 <p>Illustration of drum brake shoe kit 03.0137-9097.2 669097. Components include: 4 pins, 2 U-bolts, 2 curved springs, 2 small curved springs, 2 long curved springs, and 2 brake shoes.</p>	 <p>Illustration of drum brake shoe kit 03.0137-9102.2 669102. Components include: 4 pins, 2 U-bolts, 2 curved springs, 2 small curved springs, 2 long curved springs, and 2 brake shoes.</p>	 <p>Illustration of drum brake shoe kit 03.0137-9103.2 669103. Components include: 4 pins, 2 U-bolts, 2 curved springs, 2 small curved springs, 2 long curved springs, and 2 brake shoes.</p>
03.0137-9105.2 669105	03.0137-9107.2 669107	03.0137-9109.2 669109
 <p>Illustration of drum brake shoe kit 03.0137-9105.2 669105. Components include: 4 pins, 4 washers, 4 springs, 2 curved springs, 2 small curved springs, 2 long curved springs, and 2 brake shoes.</p>	 <p>Illustration of drum brake shoe kit 03.0137-9107.2 669107. Components include: 4 pins, 8 washers, 4 curved springs, 2 small curved springs, 2 long curved springs, and 2 brake shoes.</p>	 <p>Illustration of drum brake shoe kit 03.0137-9109.2 669109. Components include: 4 pins, 4 washers, 4 springs, 2 curved springs, 2 small curved springs, 2 long curved springs, and 2 brake shoes.</p>
03.0137-9111.2 669111	03.0137-9112.2 669112	03.0137-9113.2 669113
 <p>Illustration of drum brake shoe kit 03.0137-9111.2 669111. Components include: 4 pins, 4 washers, 4 curved springs, 2 small curved springs, 2 long curved springs, 2 brake shoes, and 2 long curved springs.</p>	 <p>Illustration of drum brake shoe kit 03.0137-9112.2 669112. Components include: 4 pins, 4 washers, 4 curved springs, 2 small curved springs, 2 long curved springs, and 4 washers.</p>	 <p>Illustration of drum brake shoe kit 03.0137-9113.2 669113. Components include: 4 pins, 2 U-bolts, 2 curved springs, 2 small curved springs, 2 long curved springs, and 2 brake shoes.</p>

Abbildungen Einbausätze Trommelbremsbacken

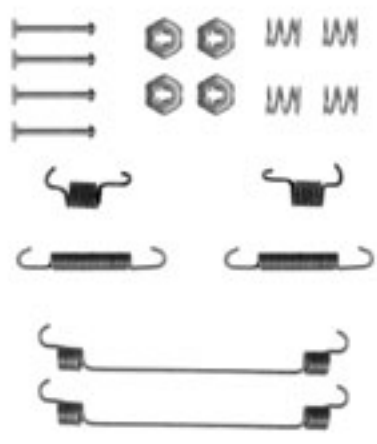


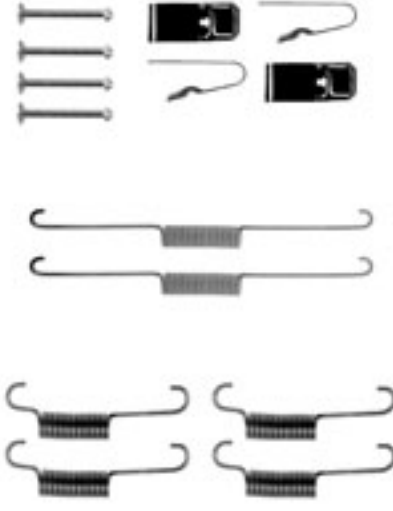

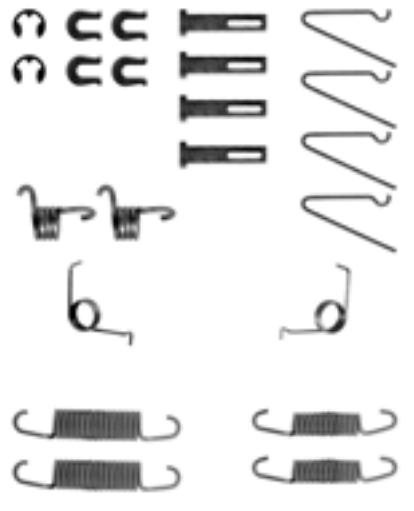



Illustrations drum brake shoes installation kits - Illustrazioni kit installazione ganasce freno - Illustrations Lots de montage pour mâchoires de frein à tambour - Ilustraciones Juegos de montaje zapatas freno tambores

03.0137-9114.2 669114	03.0137-9115.2 669115	03.0137-9117.2 669117
		
03.0137-9118.2 669118	03.0137-9120.2 669120	03.0137-9121.2 669121
		
03.0137-9122.2 669122	03.0137-9123.2 669123	03.0137-9124.2 669124
		



Abbildungen Einbausätze Trommelbremsbacken

Illustrations drum brake shoes installation kits - Illustrazioni kit installazione ganasce freno - Illustrations Lots de montage pour mâchoires de frein à tambour - Ilustraciones Juegos de montaje zapatas freno tambores

03.0137-9125.2 669125	03.0137-9126.2 669126	03.0137-9127.2 669127
 <p>Parts list for kit 03.0137-9125.2: 4 screws, 4 nuts, 4 washers, 2 small U-bolts, 2 large U-bolts, 2 springs, and 2 shoe assemblies.</p>	 <p>Parts list for kit 03.0137-9126.2: 4 screws, 2 plates, 2 U-bolts, 2 small U-bolts, 2 springs, 2 eye-bolts, and 2 shoe assemblies.</p>	 <p>Parts list for kit 03.0137-9127.2: 4 screws, 2 plates, 2 U-bolts, 2 large U-bolts, 2 springs, 2 eye-bolts, and 2 shoe assemblies.</p>
03.0137-9128.2 669128	03.0137-9131.2 669131	03.0137-9133.2 669133
 <p>Parts list for kit 03.0137-9128.2: 4 screws, 2 plates, 2 U-bolts, 2 large U-bolts, 2 springs, and 2 shoe assemblies.</p>	 <p>Parts list for kit 03.0137-9131.2: 4 screws, 2 plates, 2 U-bolts, 2 large U-bolts, 2 springs, and 2 shoe assemblies.</p>	 <p>Parts list for kit 03.0137-9133.2: 2 C-washers, 2 U-bolts, 2 plates, 2 large U-bolts, 2 springs, 2 eye-bolts, and 2 shoe assemblies.</p>
03.0137-9145.2 669145	03.0137-9147.2 669147	03.0137-9148.2 669148
 <p>Parts list for kit 03.0137-9145.2: 4 screws, 4 nuts, 4 washers, 2 small U-bolts, 2 large U-bolts, 2 springs, and 2 shoe assemblies.</p>	 <p>Parts list for kit 03.0137-9147.2: 4 screws, 4 nuts, 4 washers, 2 small U-bolts, 2 large U-bolts, 2 springs, 2 eye-bolts, and 2 shoe assemblies.</p>	 <p>Parts list for kit 03.0137-9148.2: 4 screws, 4 washers, 2 large U-bolts, 2 springs, and 2 shoe assemblies.</p>




Abbildungen Einbausätze Trommelbremsbacken

Illustrations drum brake shoes installation kits - Illustrazioni kit installazione ganasce freno - Illustrations Lots de montage pour mâchoires de frein à tambour - Ilustraciones Juegos de montaje zapatas freno tambores

03.0137-9149.2 669149

03.0137-9151.2 669151

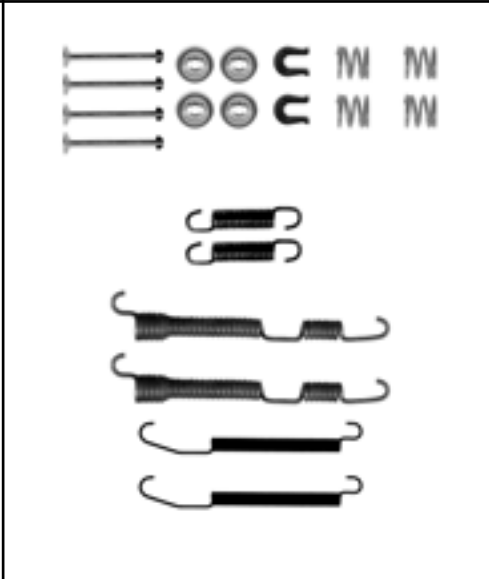
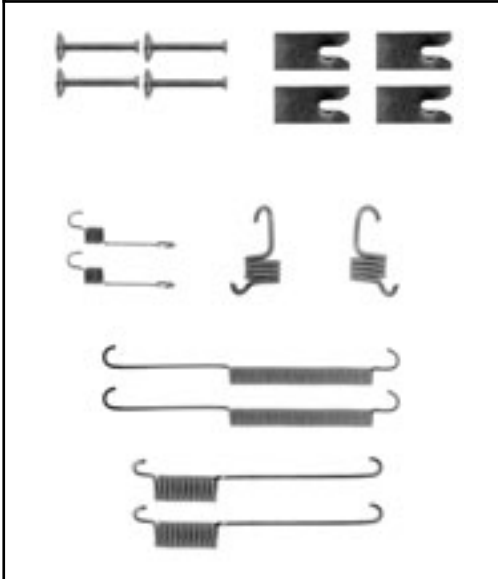
03.0137-9152.2 669152



03.0137-9153.2 669153

03.0137-9154.2 669154




03.0137-9155.2 669155



03.0137-9156.2 669156

03.0137-9158.2 669158

03.0137-9159.2 669159



Abbildungen Einbausätze Trommelbremsbacken

Illustrations drum brake shoes installation kits - Illustrazioni kit installazione ganasce freno - Illustrations Lots de montage pour mâchoires de frein à tambour - Ilustraciones Juegos de montaje zapatas freno tambores

03.0137-9164.2 669164	03.0137-9165.2 669165	03.0137-9166.2 669166
03.0137-9167.2 669167	03.0137-9168.2 669168	03.0137-9169.2 669169
03.0137-9173.2 669173	03.0137-9175.2 669175	03.0137-9176.2 669176

Abbildungen Einbausätze Trommelbremsbacken

Illustrations drum brake shoes installation kits - Illustrazioni kit installazione ganasce freno - Illustrations Lots de montage pour mâchoires de frein à tambour - Ilustraciones Juegos de montaje zapatas freno tambores

03.0137-9177.2 669177	03.0137-9178.2 669178	03.0137-9179.2 669179
03.0137-9180.2 669180	03.0137-9181.2 669181	03.0137-9182.2 669182
03.0137-9184.2 669184	03.0137-9186.2 669186	03.0137-9188.2 669188


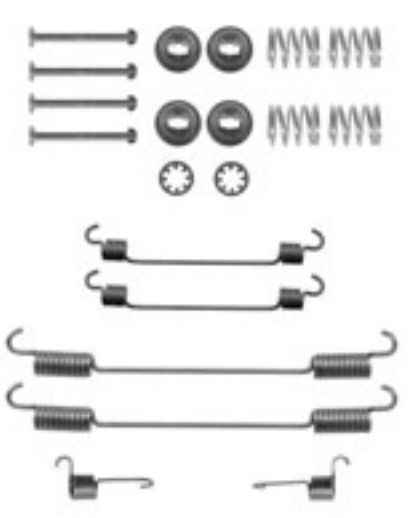

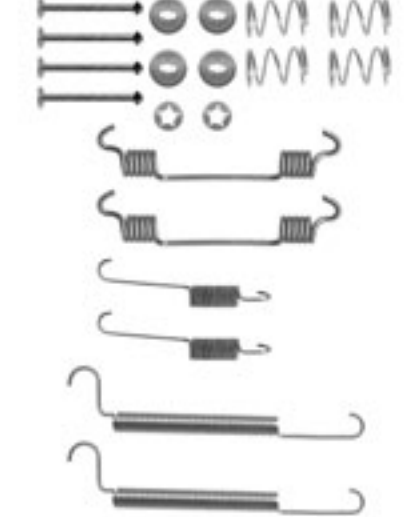





Abbildungen Einbausätze Trommelbremsbacken

Illustrations drum brake shoes installation kits - Illustrazioni kit installazione ganasce freno - Illustrations Lots de montage pour mâchoires de frein à tambour - Ilustraciones Juegos de montaje zapatas freno tambores

03.0137-9190.2 669190	03.0137-9192.2 669192	03.0137-9193.2 669193
03.0137-9194.2 669194	03.0137-9195.2 669195	03.0137-9199.2 669199
03.0137-9200.2 669200	03.0137-9203.2 669203	03.0137-9205.2 669205

Abbildungen Einbausätze Trommelbremsbacken

Illustrations drum brake shoes installation kits - Illustrazioni kit installazione ganasce freno - Illustrations Lots de montage pour mâchoires de frein à tambour - Ilustraciones Juegos de montaje zapatas freno tambores

03.0137-9206.2 669206	03.0137-9208.2 669208	03.0137-9211.2 669211
		
03.0137-9215.2 669215	03.0137-9216.2 669216	03.0137-9217.2 669217
		
03.0137-9219.2 669219	03.0137-9220.2 669220	03.0137-9221.2 669221
		



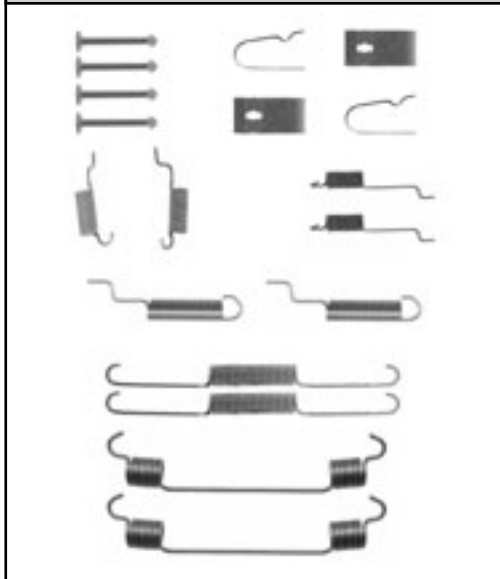
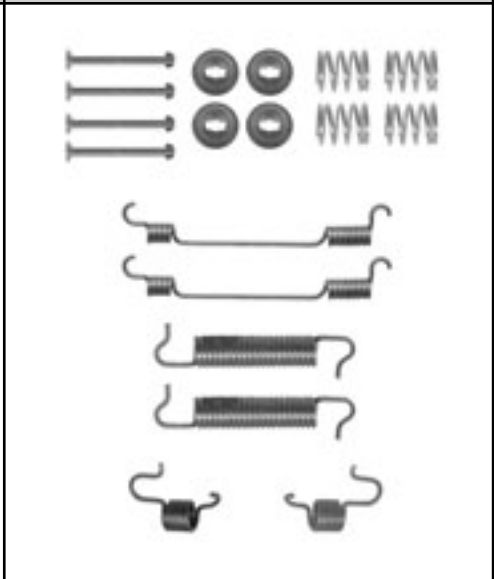

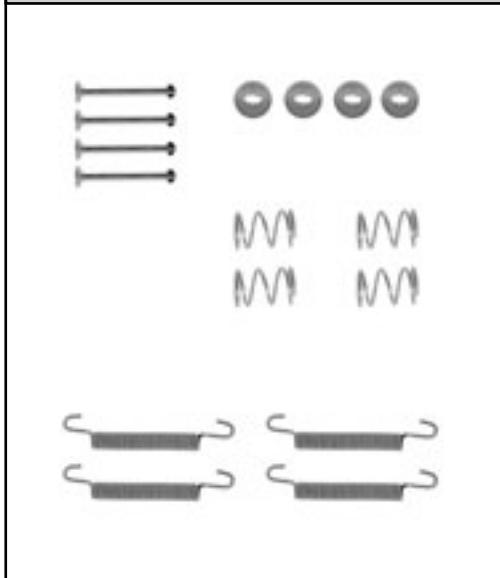
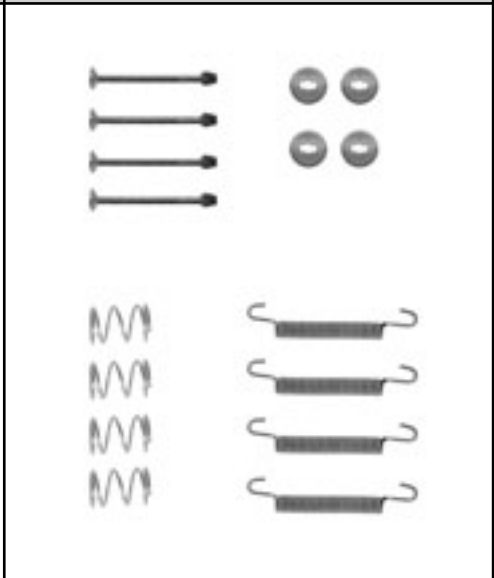


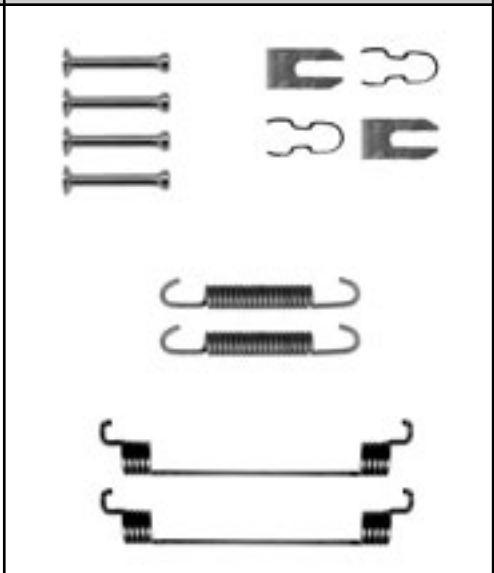
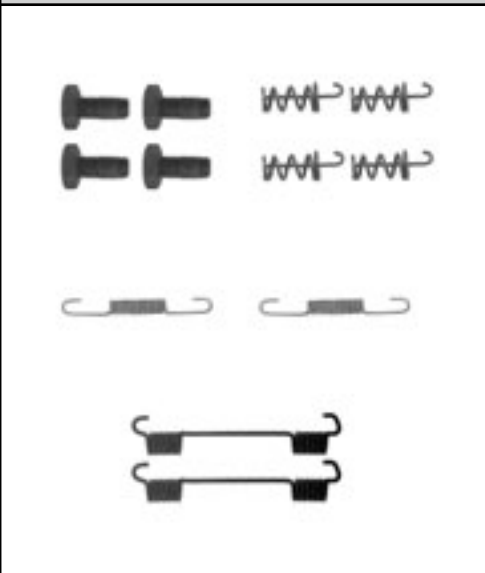
Abbildungen Einbausätze Trommelbremsbacken

Illustrations drum brake shoes installation kits - Illustrazioni kit installazione ganasce freno - Illustrations Lots de montage pour mâchoires de frein à tambour - Ilustraciones Juegos de montaje zapatas freno tambores

03.0137-9228.2 669228	03.0137-9229.2 669229	03.0137-9230.2 669230
03.0137-9232.2 669232	03.0137-9233.2 669233	03.0137-9234.2 669234
03.0137-9235.2 669235	03.0137-9236.2 669236	03.0137-9237.2 669237

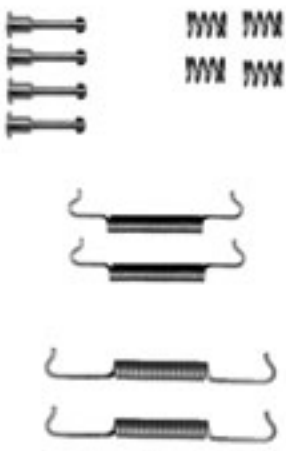






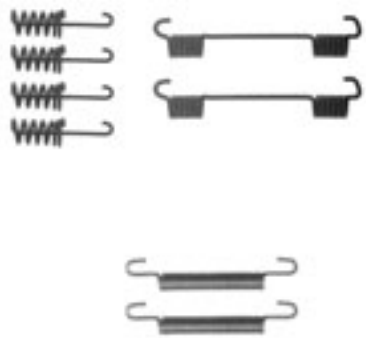
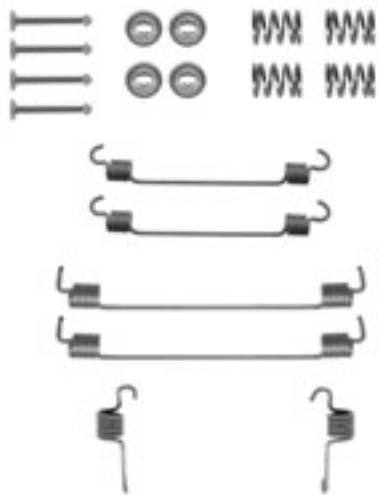
Abbildungen Einbausätze Trommelbremsbacken

Illustrations drum brake shoes installation kits - Illustrazioni kit installazione ganasce freno - Illustrations Lots de montage pour mâchoires de frein à tambour - Ilustraciones Juegos de montaje zapatas freno tambores

03.0137-9239.2 669239	03.0137-9240.2 669240	03.0137-9241.2 669241
		
03.0137-9242.2 669242	03.0137-9243.2 669243	03.0137-9244.2 669244
		
03.0137-9245.2 669245	03.0137-9247.2 669247	03.0137-9248.2 669248
		


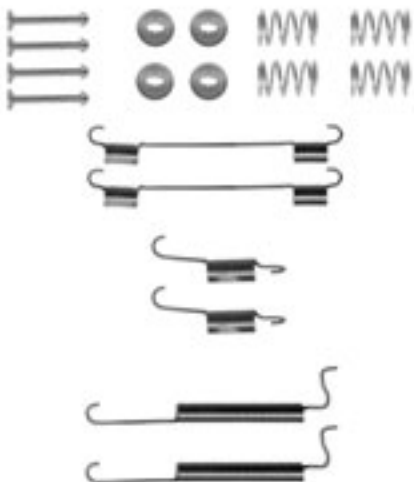
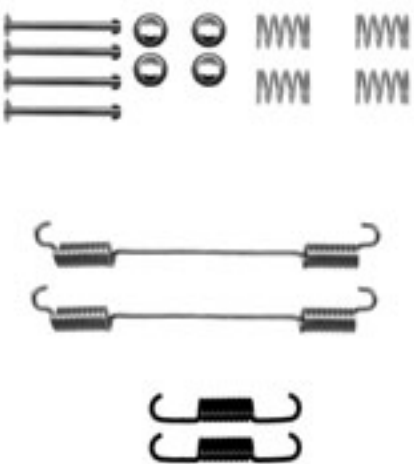

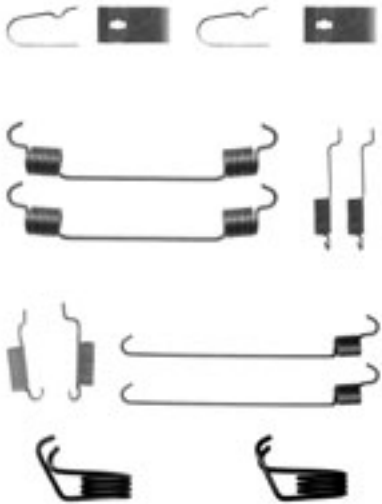

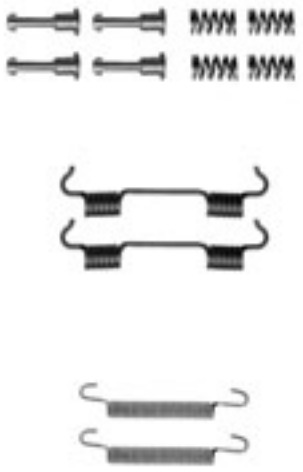
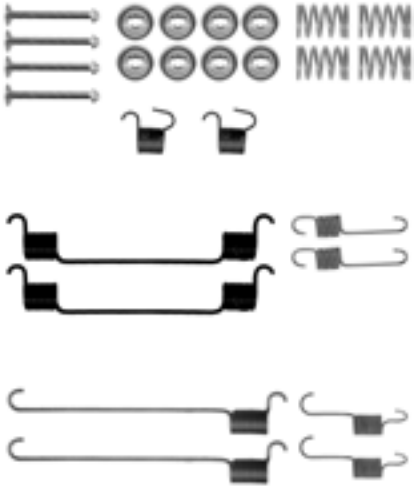
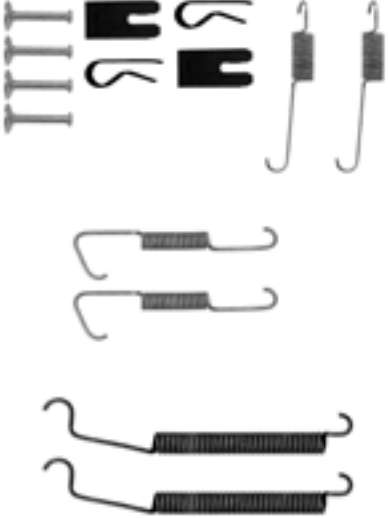
Abbildungen Einbausätze Trommelbremsbacken

Illustrations drum brake shoes installation kits - Illustrazioni kit installazione ganasce freno - Illustrations Lots de montage pour mâchoires de frein à tambour - Ilustraciones Juegos de montaje zapatas freno tambores

03.0137-9249.2 669249	03.0137-9250.2 669250	03.0137-9251.2 669251
		
03.0137-9252.2 669252	03.0137-9253.2 669253	03.0137-9254.2 669254
		
03.0137-9255.2 669255	03.0137-9256.2 669256	03.0137-9257.2 669257
		

Abbildungen Einbausätze Trommelbremsbacken

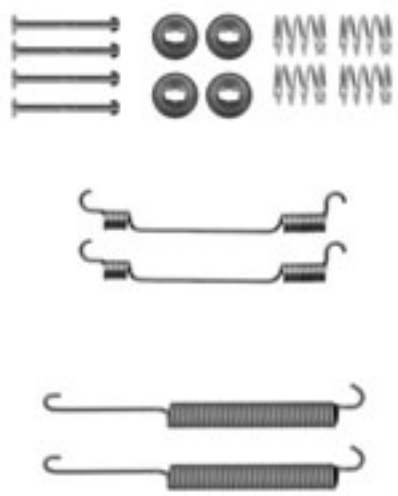
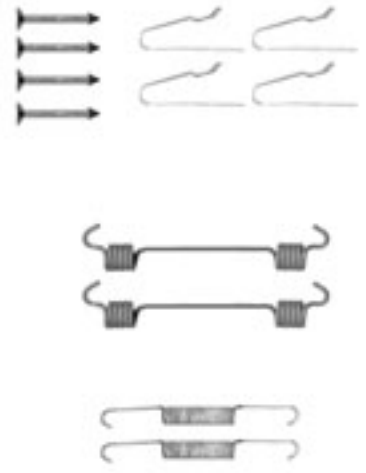




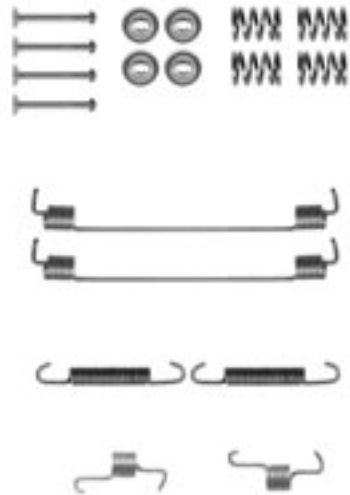

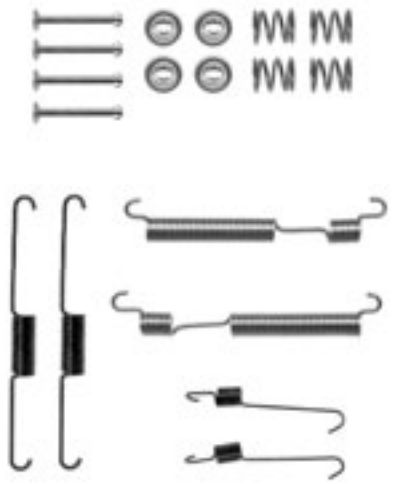
Illustrations drum brake shoes installation kits - Illustrazioni kit installazione ganasce freno - Illustrations Lots de montage pour mâchoires de frein à tambour - Ilustraciones Juegos de montaje zapatas freno tambores

03.0137-9259.2 669259	03.0137-9260.2 669260	03.0137-9261.2 669261
		
03.0137-9262.2 669262	03.0137-9263.2 669263	03.0137-9264.2 669264
		
03.0137-9265.2 669265	03.0137-9266.2 669266	03.0137-9267.2 669267
		



Abbildungen Einbausätze Trommelbremsbacken

Illustrations drum brake shoes installation kits - Illustrazioni kit installazione ganasce freno - Illustrations Lots de montage pour mâchoires de frein à tambour - Ilustraciones Juegos de montaje zapatas freno tambores

03.0137-9268.2 669268	03.0137-9269.2 669269	03.0137-9270.2 669270
		
03.0137-9271.2 669271	03.0137-9272.2 669272	03.0137-9273.2 669273
		
03.0137-9274.2 669274	03.0137-9275.2 669275	03.0137-9276.2 669276
		


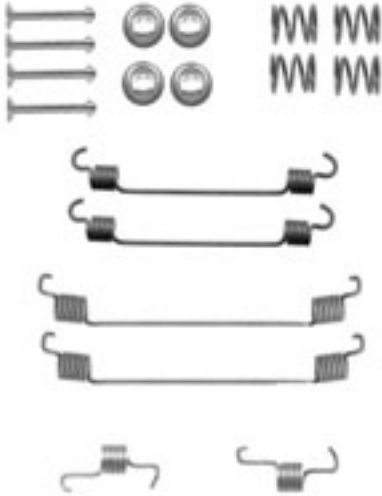





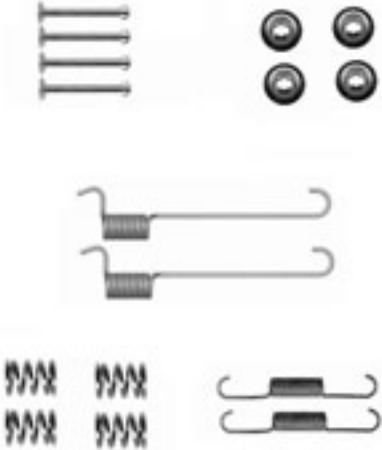
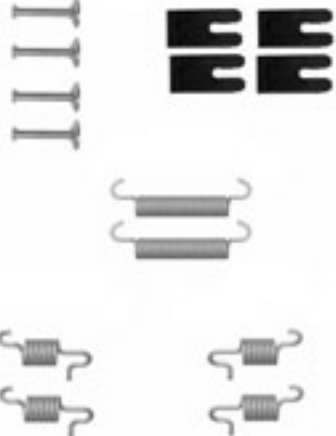
Abbildungen Einbausätze Trommelbremsbacken

Illustrations drum brake shoes installation kits - Illustrazioni kit installazione ganasce freno - Illustrations Lots de montage pour mâchoires de frein à tambour - Ilustraciones Juegos de montaje zapatas freno tambores

03.0137-9277.2 669277	03.0137-9278.2 669278	03.0137-9279.2 669279
03.0137-9280.2 669280	03.0137-9281.2 669281	03.0137-9282.2 669282
03.0137-9283.2 669283	03.0137-9284.2 669284	03.0137-9285.2 669285





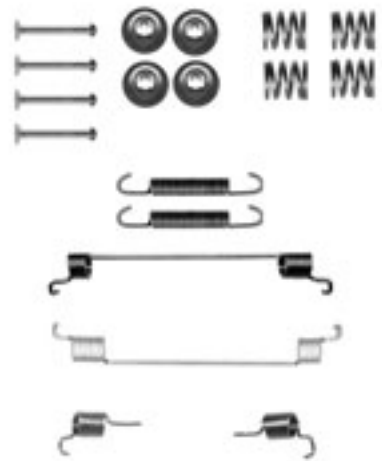



Abbildungen Einbausätze Trommelbremsbacken

Illustrations drum brake shoes installation kits - Illustrazioni kit installazione ganasce freno - Illustrations Lots de montage pour mâchoires de frein à tambour - Ilustraciones Juegos de montaje zapatas freno tambores

03.0137-9286.2 669286	03.0137-9287.2 669287	03.0137-9288.2 669288
		
03.0137-9289.2 669289	03.0137-9290.2 669290	03.0137-9291.2 669291
		
03.0137-9292.2 669292	03.0137-9293.2 669293	03.0137-9294.2 669294
		

Abbildungen Einbausätze Trommelbremsbacken

Illustrations drum brake shoes installation kits - Illustrazioni kit installazione ganasce freno - Illustrations Lots de montage pour mâchoires de frein à tambour - Ilustraciones Juegos de montaje zapatas freno tambores

03.0137-9296.2 669296	03.0137-9297.2 669297	03.0137-9300.2 669300
		
03.0137-9301.2 669301	03.0137-9303.2 669303	03.0137-9304.2 669304
		
03.0137-9306.2 669306	03.0137-9307.2 669307	
		



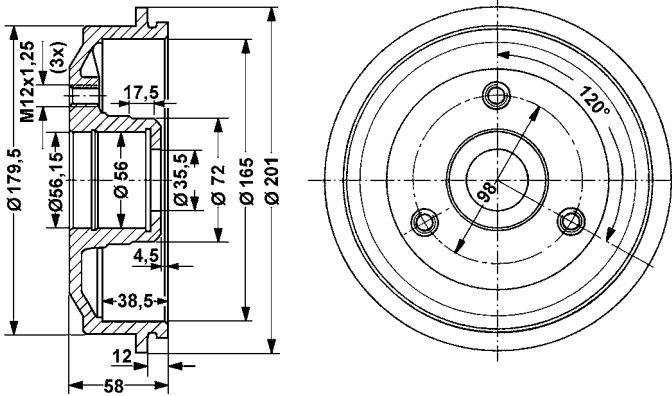


- Ⓓ Abbildungen Bremstrommeln
- Ⓔ Illustrations brake drums
- Ⓕ Illustrations Tambours de frein
- Ⓖ Illustrazioni tamburi freno
- Ⓔ Ilustraciones tambores
- Ⓗ Afbeeldingen remtrommels
- Ⓓ Tegning bromsetromler
- Ⓔ Avbildningar bromstrummor
- Ⓗ Ábrák - fékdobok
- Ⓓ Figuras Tambores do travão
- Ⓔ Рисунки тормозных барабанов
- Ⓒ Zobrazení brzdových bubnů
- Ⓓ Rysunki bębnow hamulcowych
- Ⓔ Εικόνες τυμπάνων πέδησης
- Ⓓ Fren kampanasi resimleri
- Ⓔ 制动毂图片
- Ⓓ 図版 ブレーキドラム
- Ⓓ صورطبات المكبح

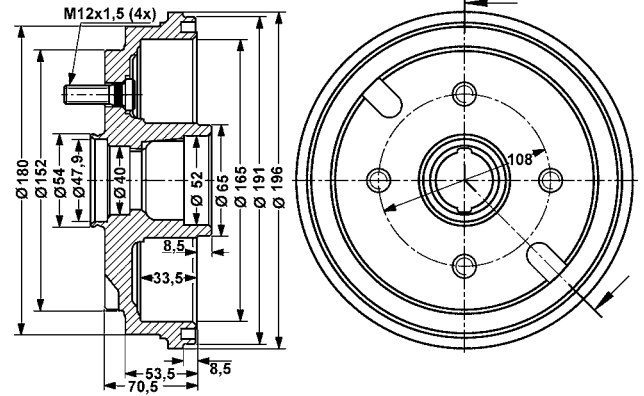
Abbildungen Bremstrommeln

Illustrations brake drums - Illustrazioni tamburi freno - Illustrations Tambours de frein - Ilustraciones tambores de freno

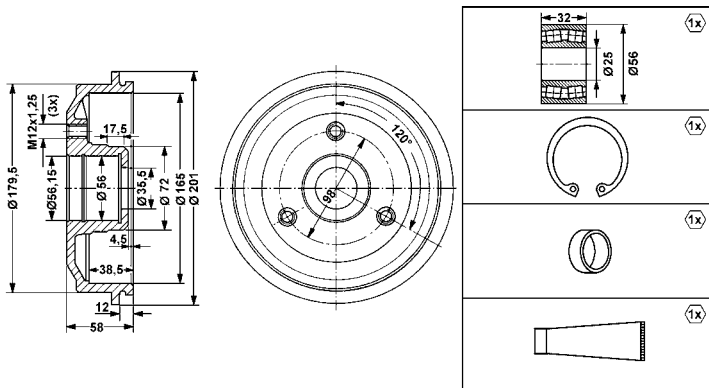
24.0216-5001.1 480001 Ø 165/166 x 38,5



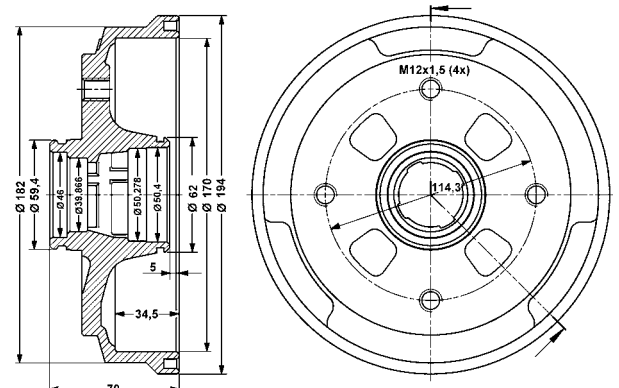
24.0216-5004.2 480183 Ø 165/166 x 33,5



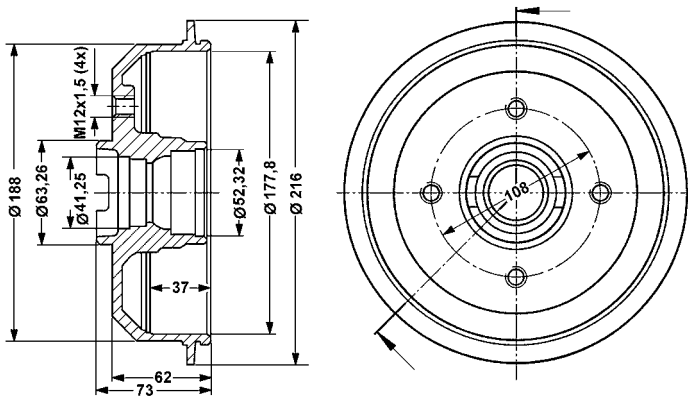
24.0216-5701.2 480212 Ø 165/166 x 38,5



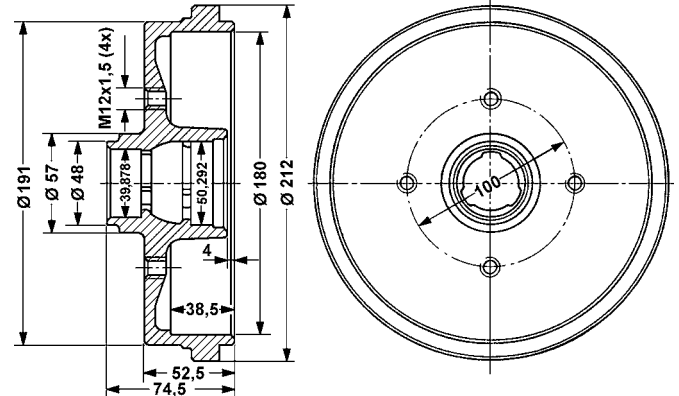
24.0217-0001.1 480198 Ø 170/171,5 x 34,5



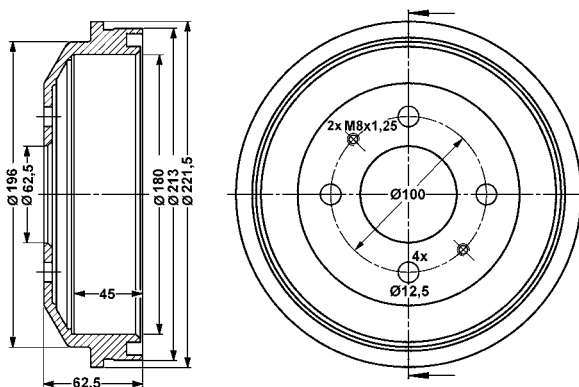
24.0217-8001.1 480002 Ø 178/179 x 36



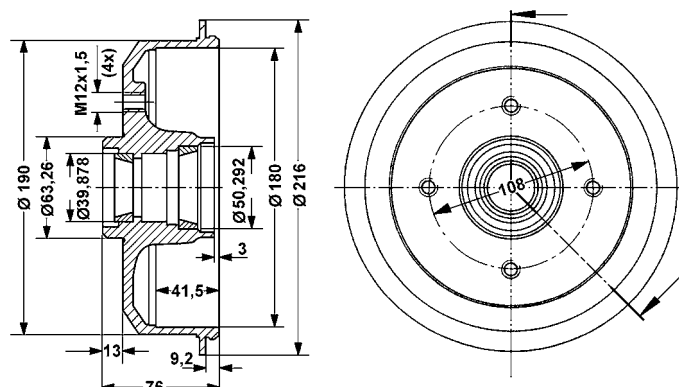
24.0218-0007.1 480003 Ø 180/181 x 38,5



24.0218-0007.1 480313 Ø 180/182 x 45



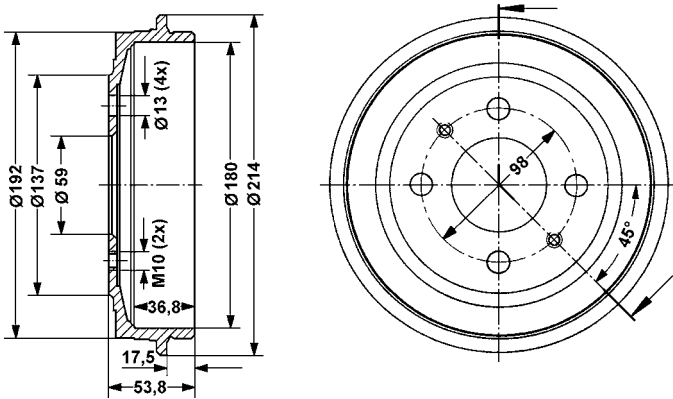
24.0218-0010.2 480005 Ø 180/181,3 x 41,5



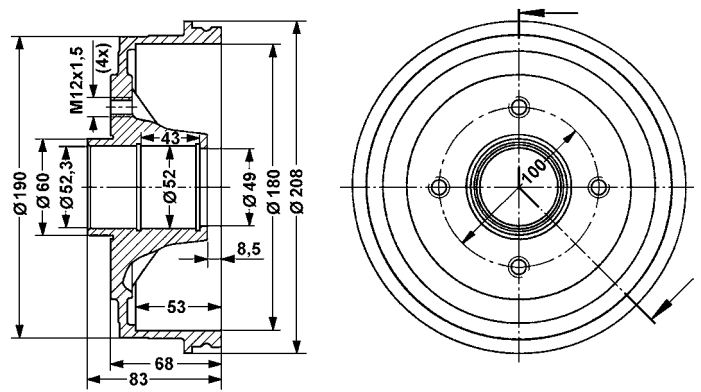
Abbildungen Bremstrommeln

Illustrations brake drums - Illustrazioni tamburi freno - Illustrations Tambours de frein - Ilustraciones tambores de freno

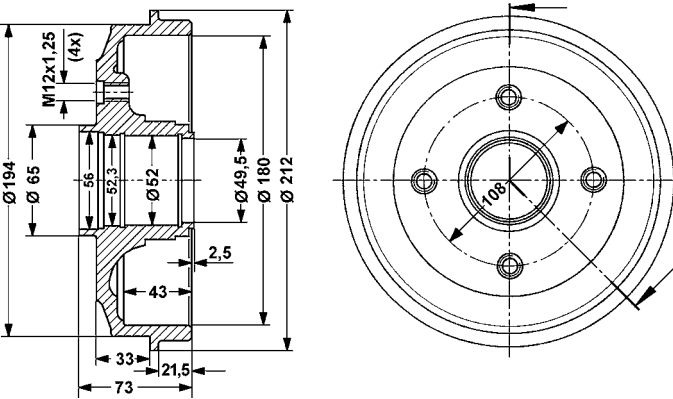
24.0218-0011.1 480006 \varnothing 180/181,4 x 37



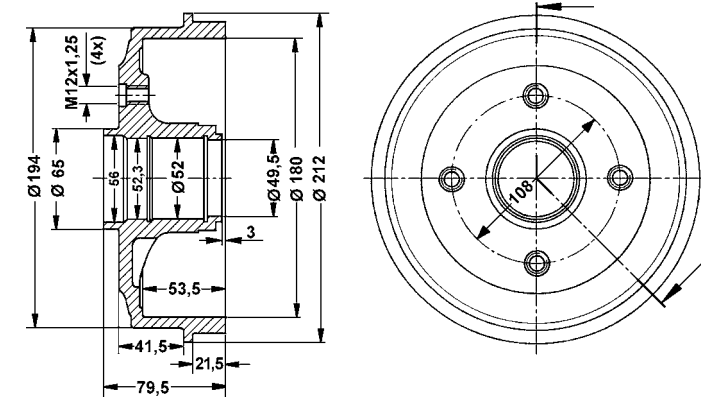
24.0218-0013.1 480008 \varnothing 180/181,3 x 53



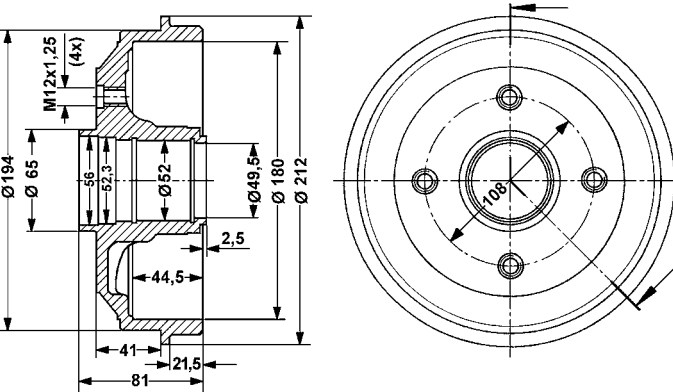
24.0218-0014.1 480009 \varnothing 180/181 x 43



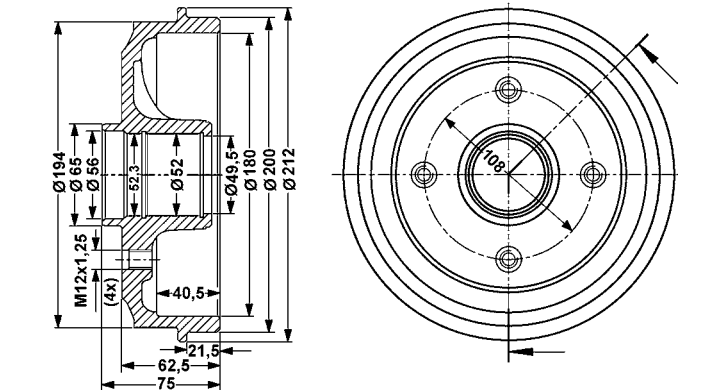
24.0218-0015.1 480010 \varnothing 180/181 x 53,5



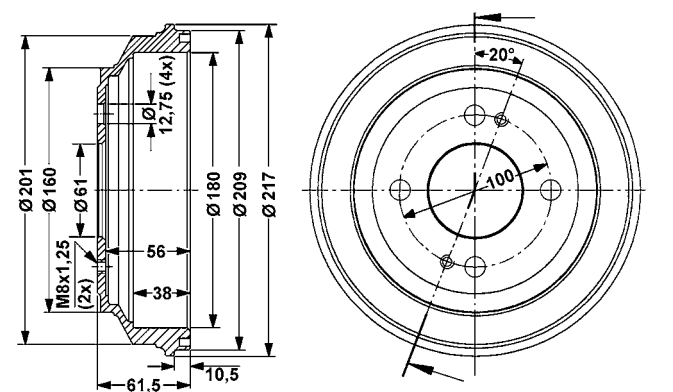
24.0218-0016.1 480011 \varnothing 180/181 x 44,5



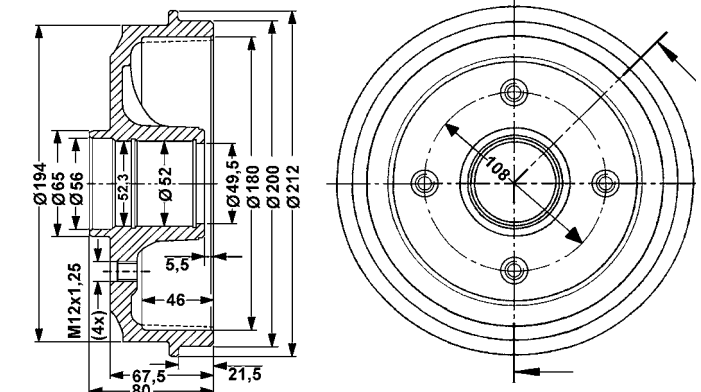
24.0218-0017.1 480060 \varnothing 180/181 x 40,5



24.0218-0018.1 480063 \varnothing 180/181 x 38



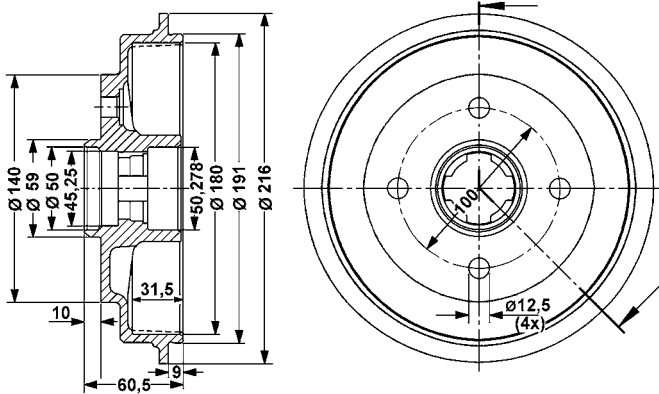
24.0218-0020.1 480074 \varnothing 180/181 x 46



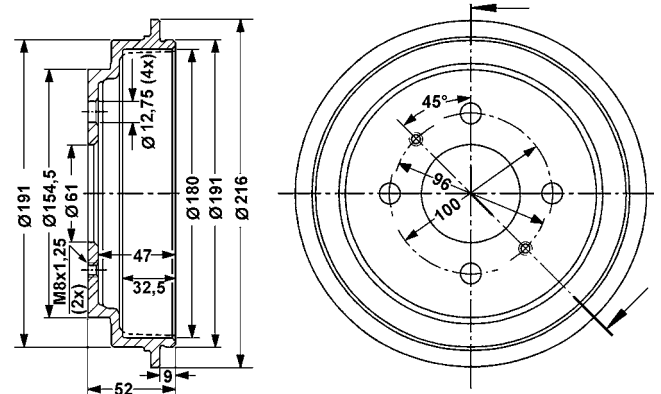
Abbildungen Bremstrommeln

Illustrations brake drums - Illustrazioni tamburi freno - Illustrations Tambours de frein - Ilustraciones tambores de freno

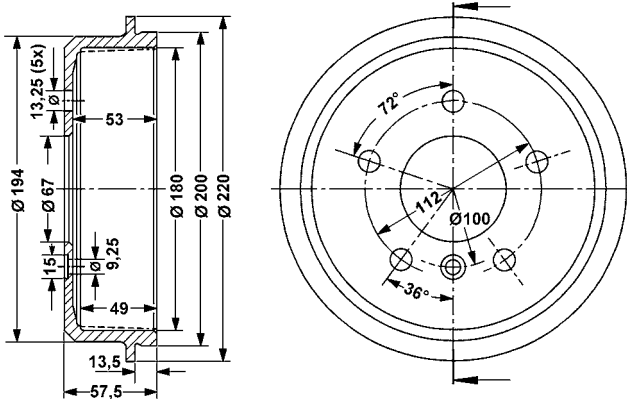
24.0218-0021.1 480067 Ø 180/181 x 31,5



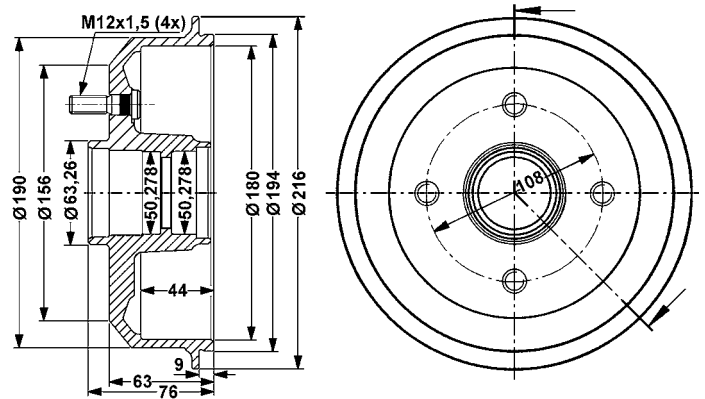
24.0218-0022.1 480076 Ø 180/181 x 32,5



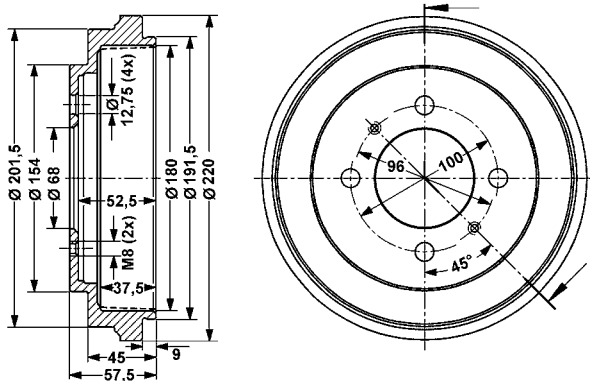
24.0218-0023.1 480077 Ø 180/181,2 x 49



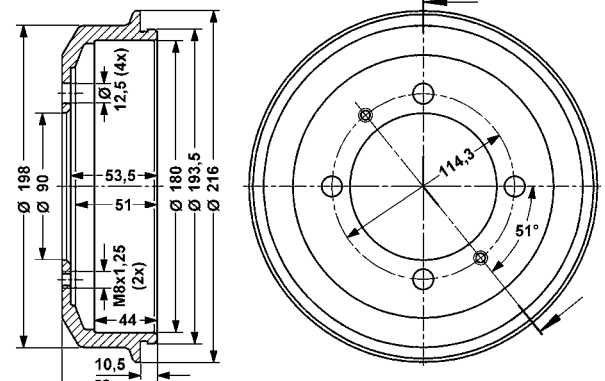
24.0218-0024.2 480079 Ø 180/181 x 44



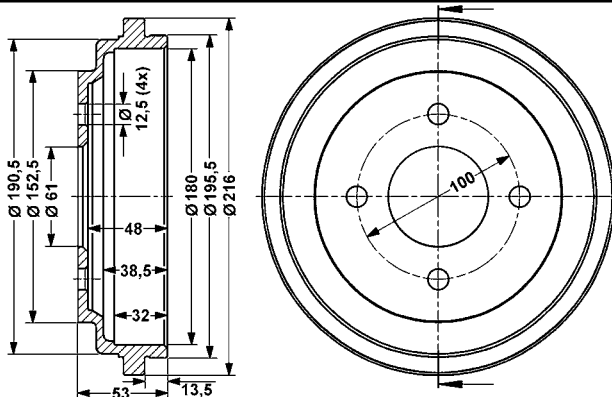
24.0218-0025.1 480082 Ø 180/181 x 37,5



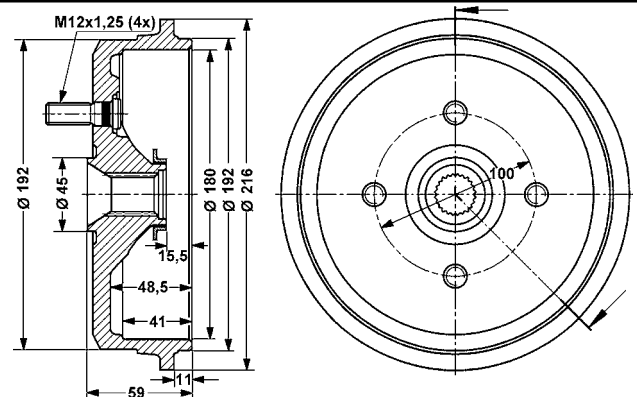
24.0218-0027.1 480099 Ø 180/182 x 44



24.0218-0028.1 480100 Ø 180/181 x 32



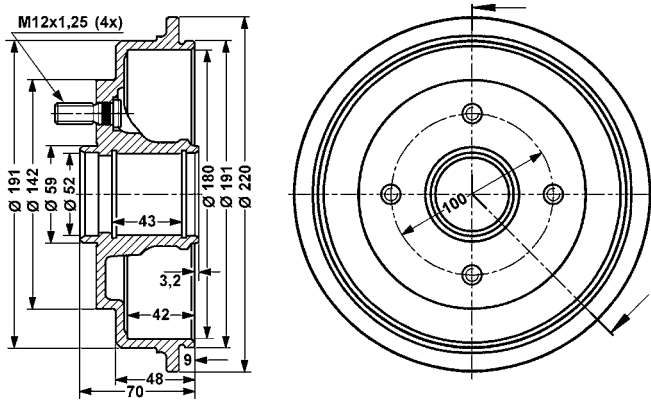
24.0218-0029.2 480101 Ø 180/181 x 41



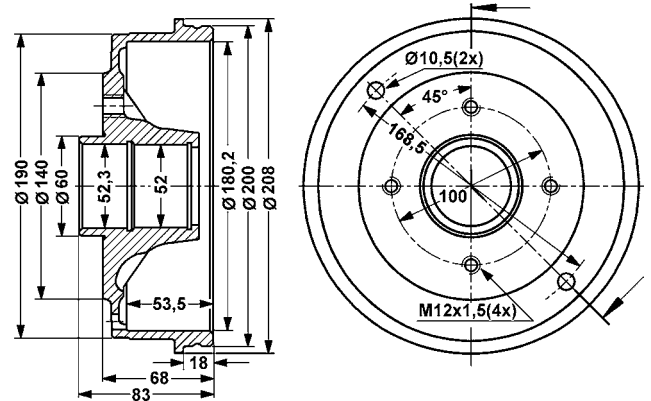
Abbildungen Bremstrommeln

Illustrations brake drums - Illustrazioni tamburi freno - Illustrations Tambours de frein - Ilustraciones tambores de freno

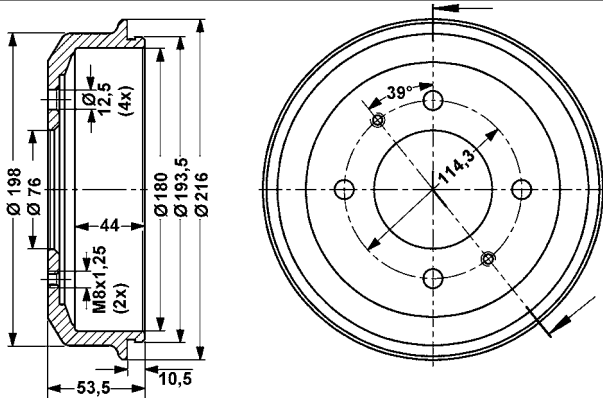
24.0218-0031.2 480102 Ø 180/181 x 42



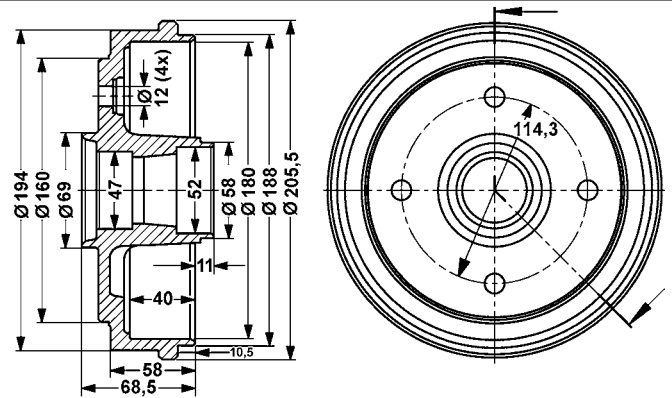
24.0218-0032.1 480118 Ø 180/181 x 53,5



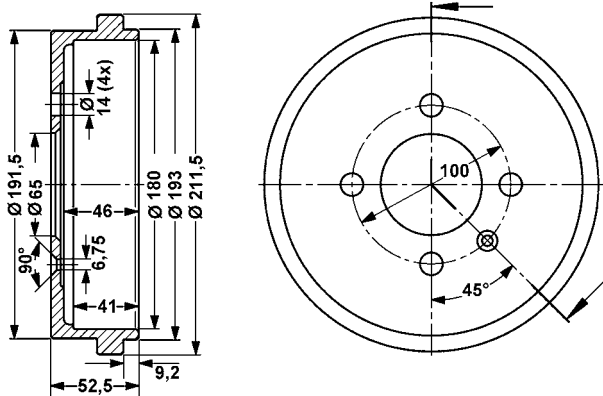
24.0218-0034.1 480129 Ø 180/182 x 44



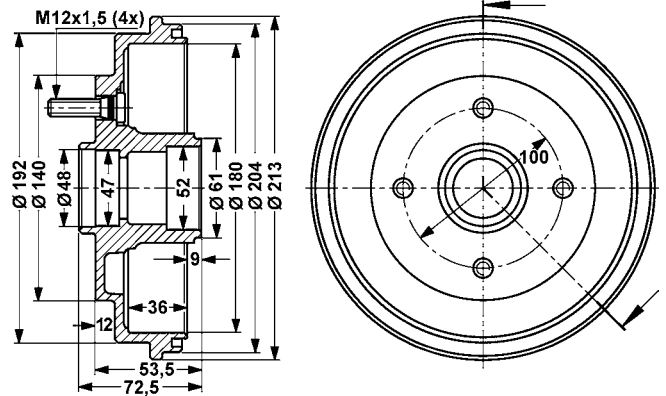
24.0218-0035.1 480146 Ø 180/182 x 40



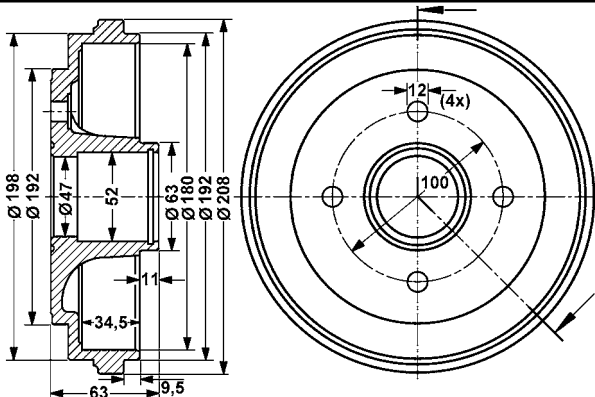
24.0218-0036.1 480147 Ø 180/181,5 x 41



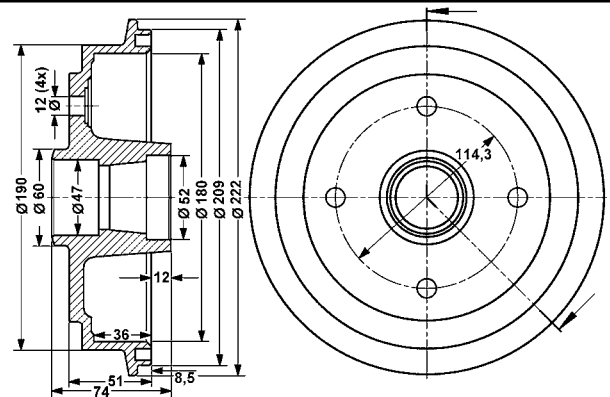
24.0218-0037.2 480148 Ø 180/181 x 36



24.0218-0039.1 480160 Ø 180/182 x 34,5



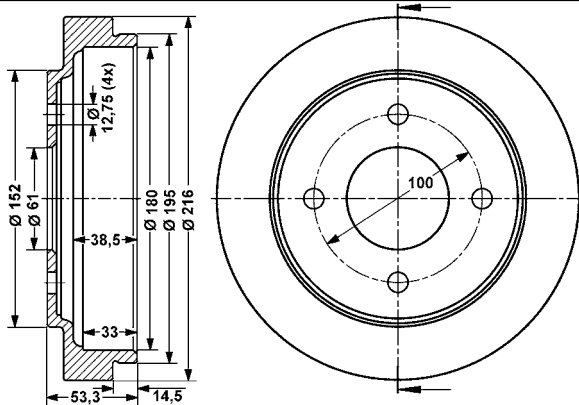
24.0218-0042.1 480164 Ø 180/182 x 36



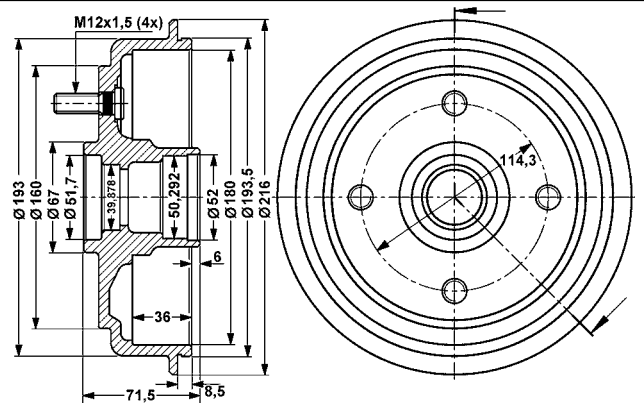
Abbildungen Bremstrommeln

Illustrations brake drums - Illustrazioni tamburi freno - Illustrations Tambours de frein - Ilustraciones tambores de freno

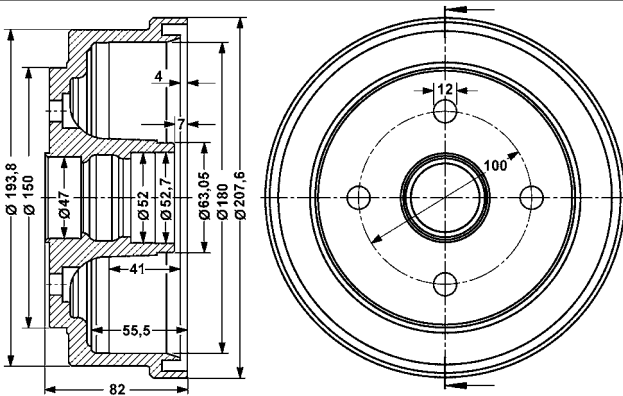
24.0218-0043.1 480165 Ø 180/181 x 38,5



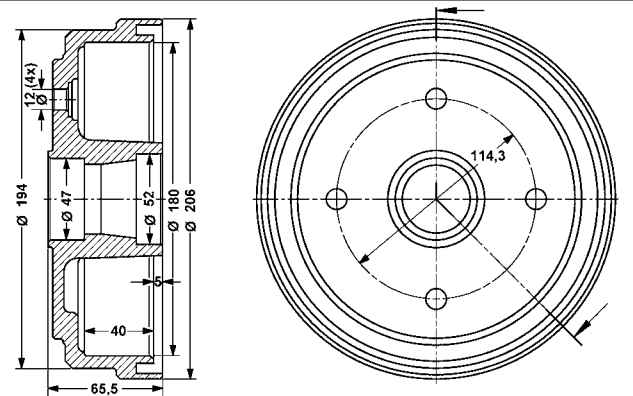
24.0218-0044.2 480174 Ø 180/182 x 36



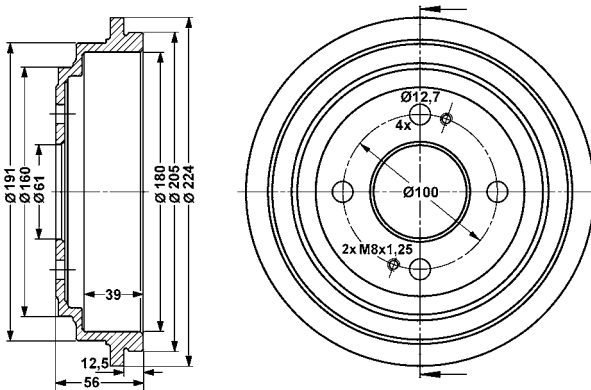
24.0218-0046.1 480184 Ø 180/182 x 41



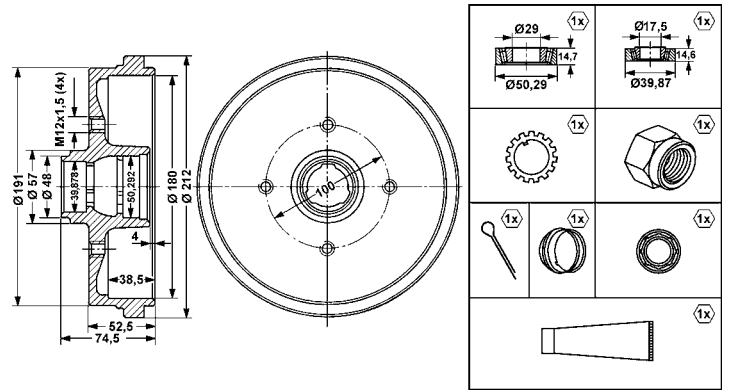
24.0218-0047.1 480194 Ø 180/182 x 40



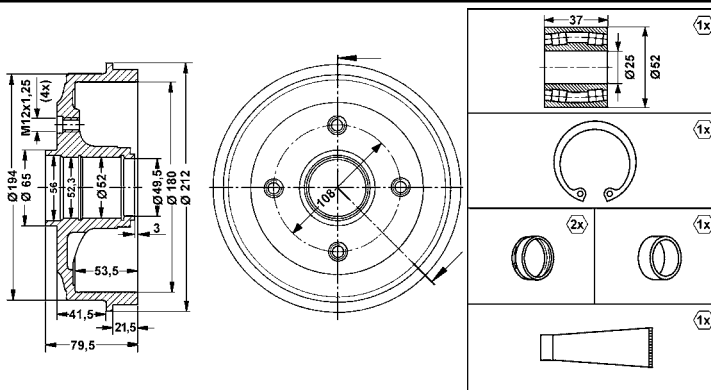
24.0218-0048.1 480314 Ø 180/181 x 39



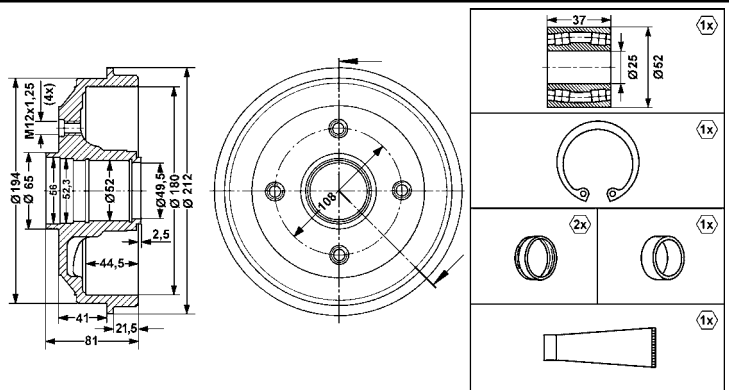
24.0218-0707.2 480211 Ø 180/181 x 38,5



24.0218-0715.2 480202 Ø 180/181 x 53,5



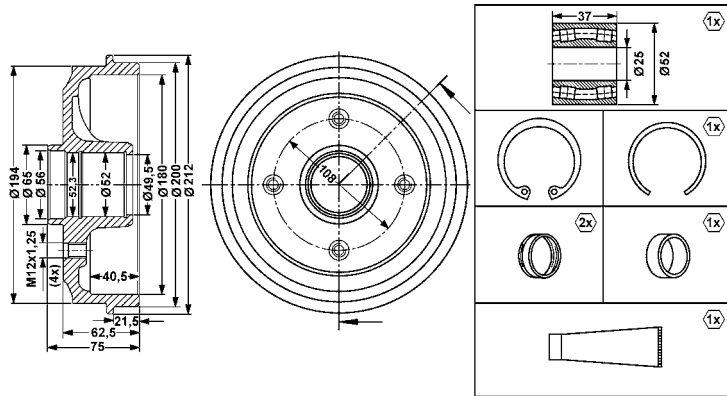
24.0218-0716.2 480203 Ø 180/181 x 44,5



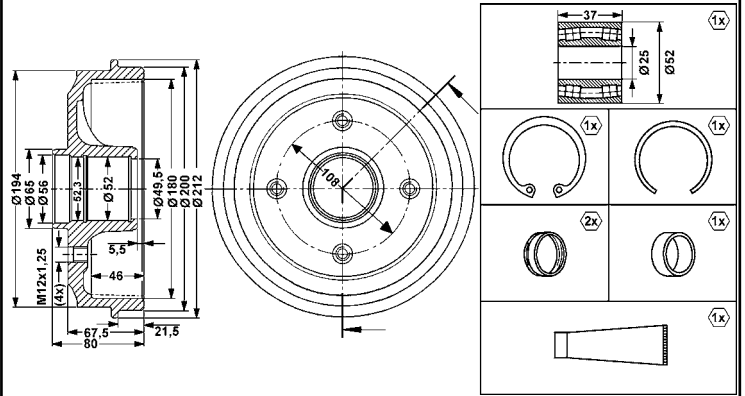
Abbildungen Bremstrommeln

Illustrations brake drums - Illustrazioni tamburi freno - Illustrations Tambours de frein - Ilustraciones tambores de freno

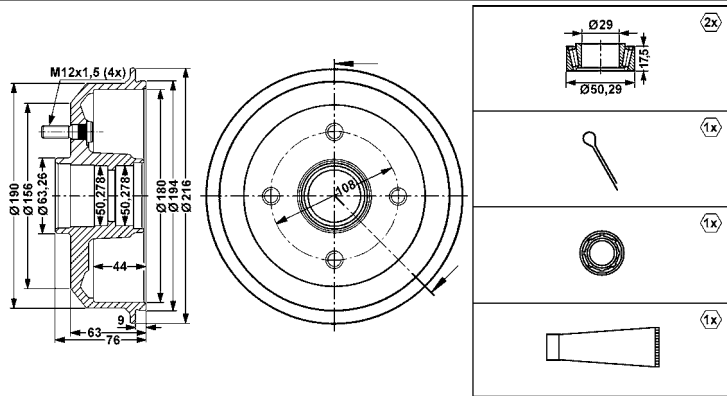
24.0218-0717.2 480204 Ø 180/181 x 40,5



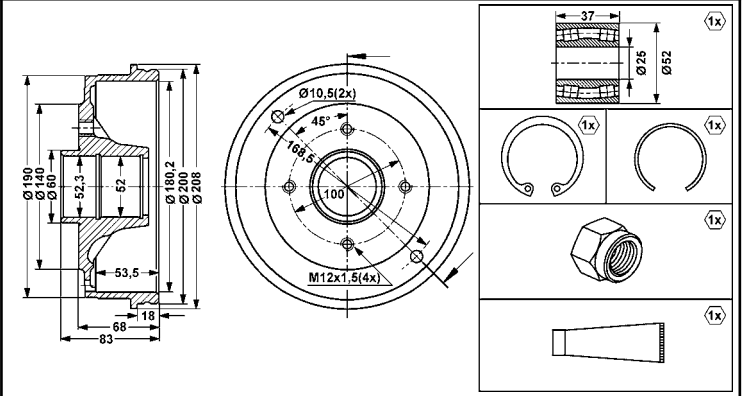
24.0218-0720.2 480205 Ø 180/181 x 46



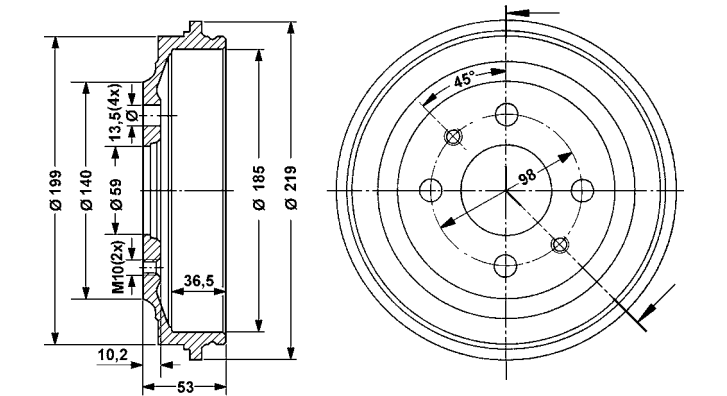
24.0218-0724.2 480206 Ø 180/181 x 44



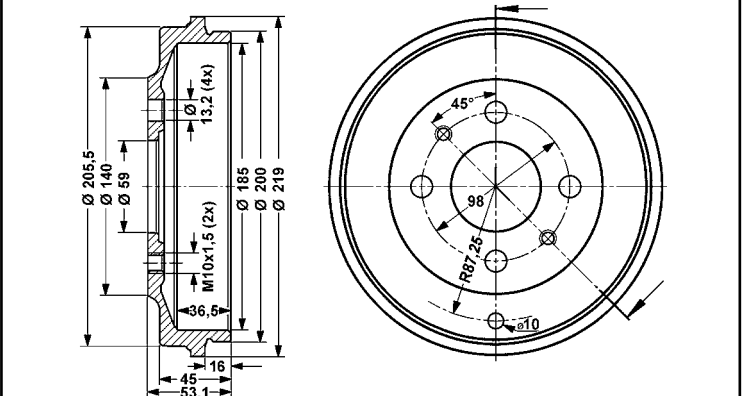
24.0218-0732.2 480207 Ø 180/181 x 53,5



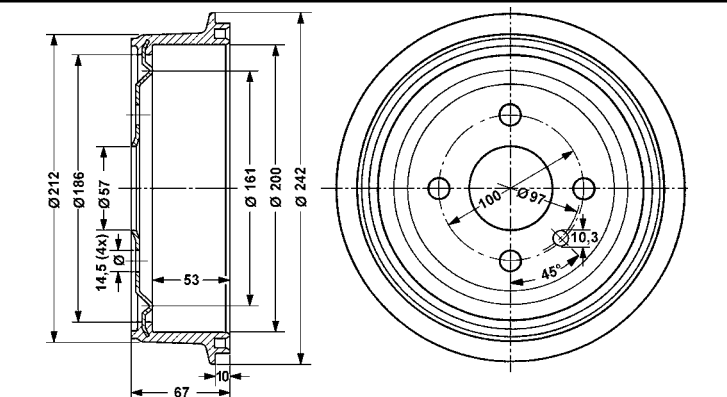
24.0218-5001.1 480012 Ø 185/186,8 x 36,5



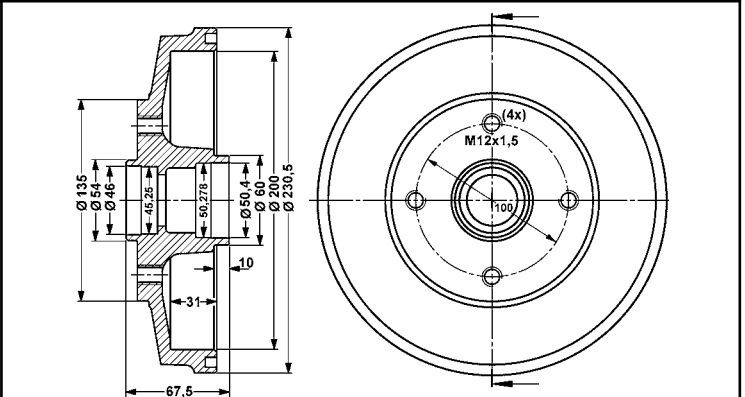
24.0218-5002.1 480117 Ø 185/186,8 x 36,5



24.0220-0001.2 480013 Ø 200/201 x 53



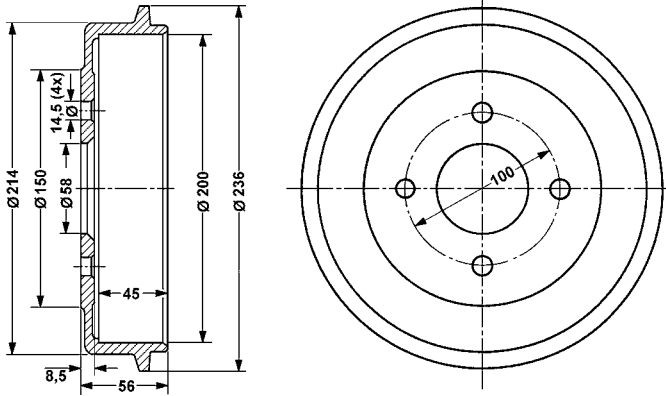
24.0220-0006.1 480309 Ø 200/201 x 31



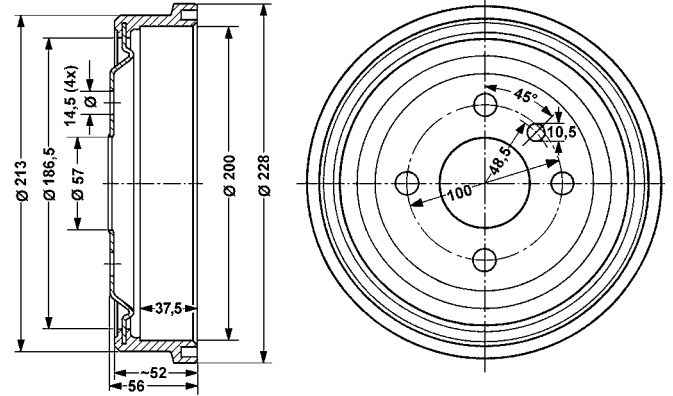
Abbildungen Bremstrommeln

Illustrations brake drums - Illustrazioni tamburi freno - Illustrations Tambours de frein - Ilustraciones tambores de freno

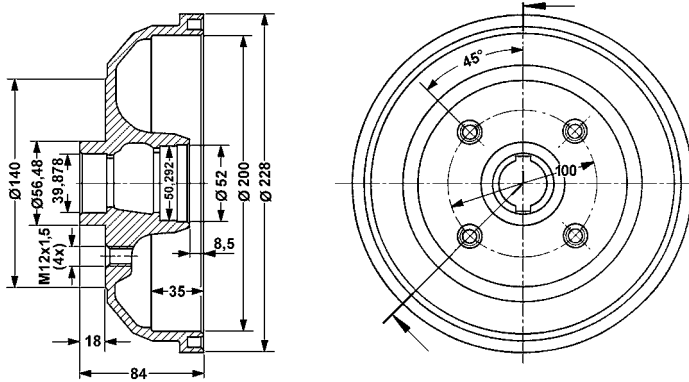
24.0220-0007.1 480015 Ø 200/201 x 45



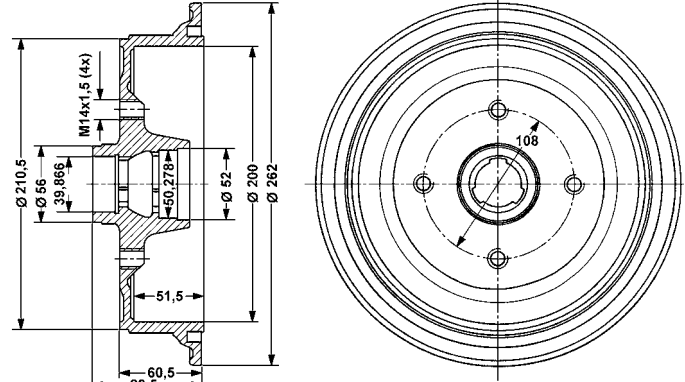
24.0220-0011.2 480016 Ø 200/201 x 38



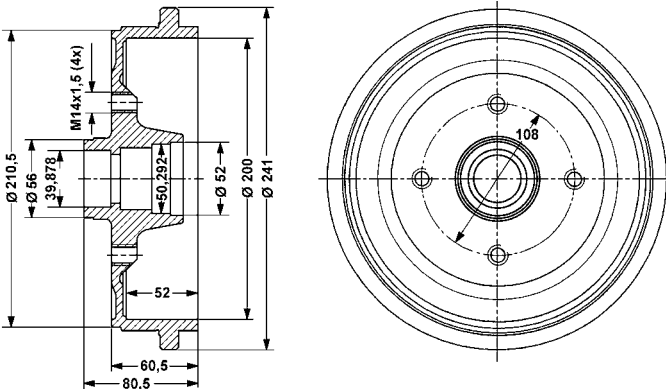
24.0220-0012.1 480017 Ø 200/201 x 35



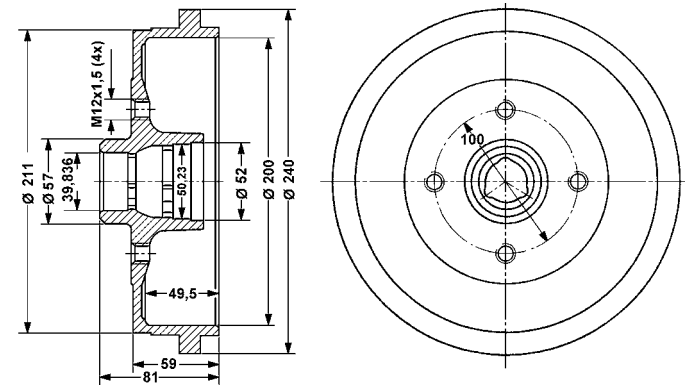
24.0220-0016.1 480018 Ø 200/201 x 52



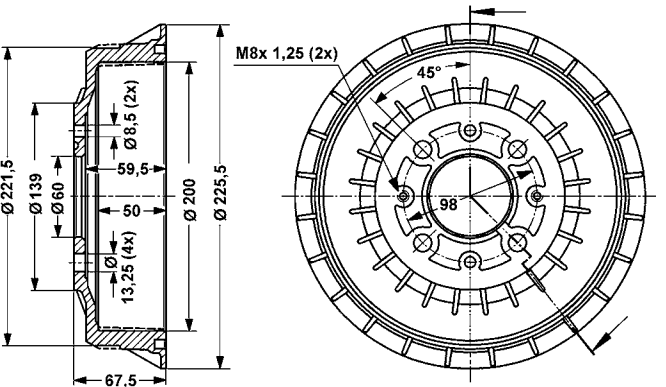
24.0220-0017.1 480053 Ø 200/201 x 52



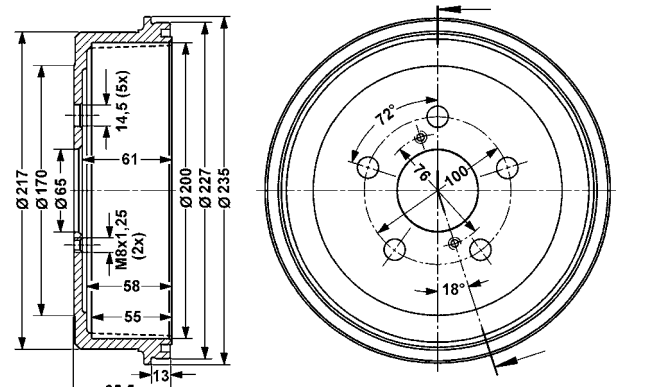
24.0220-0018.1 480019 Ø 200/201,5 x 50,5



24.0220-0020.1 480059 Ø 200/201,5 x 50



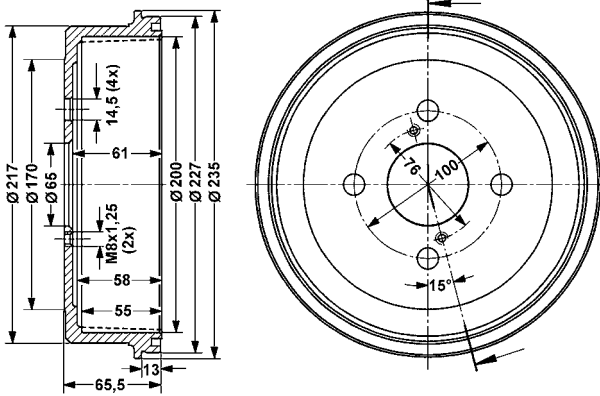
24.0220-0022.1 480083 Ø 200/201 x 55



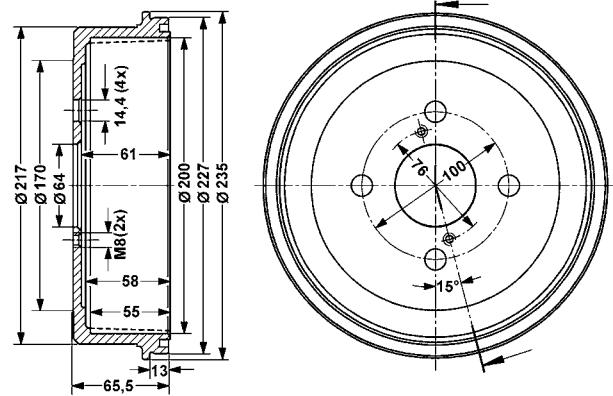
Abbildungen Bremstrommeln

Illustrations brake drums - Illustrazioni tamburi freno - Illustrations Tambours de frein - Ilustraciones tambores de freno

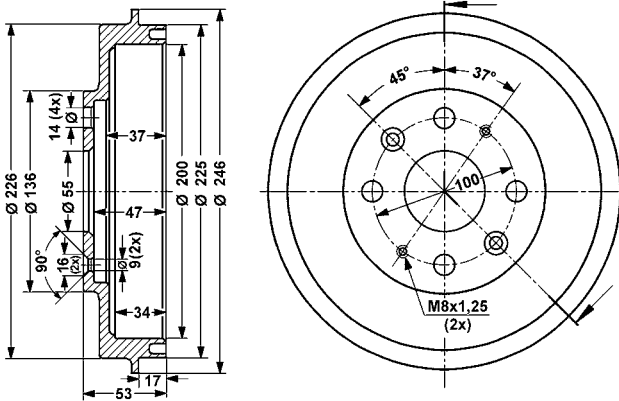
24.0220-0023.1 480084 Ø 200/201 x 55



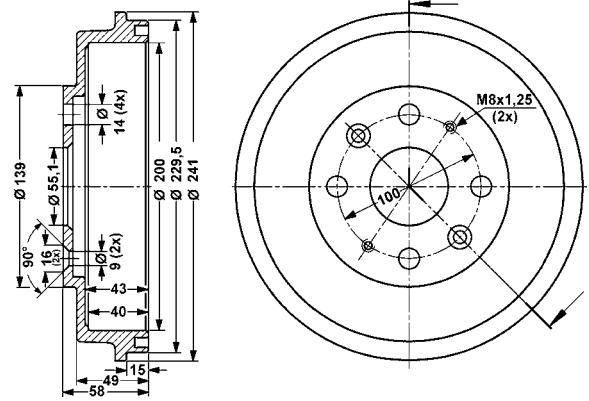
24.0220-0024.1 480085 Ø 200/201 x 55



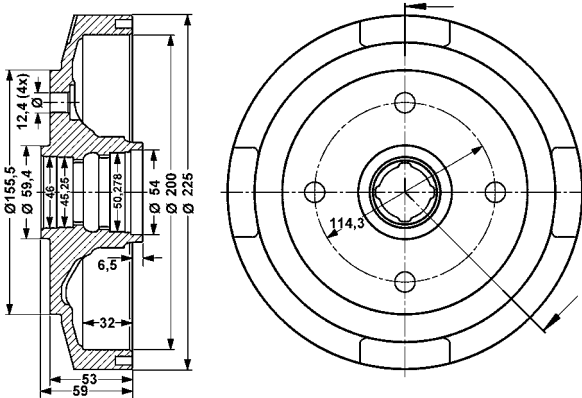
24.0220-0025.1 480103 Ø 200/201,5 x 34



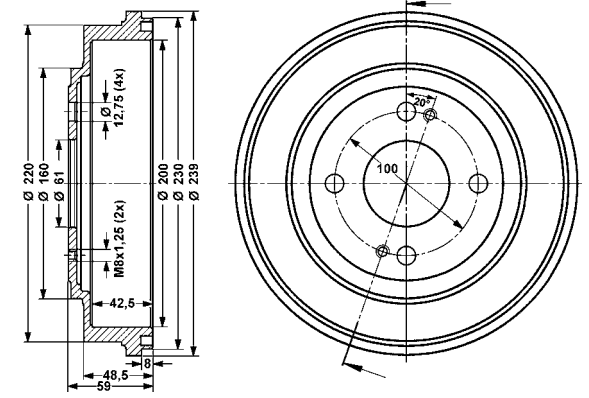
24.0220-0026.1 480104 Ø 200/201 x 40



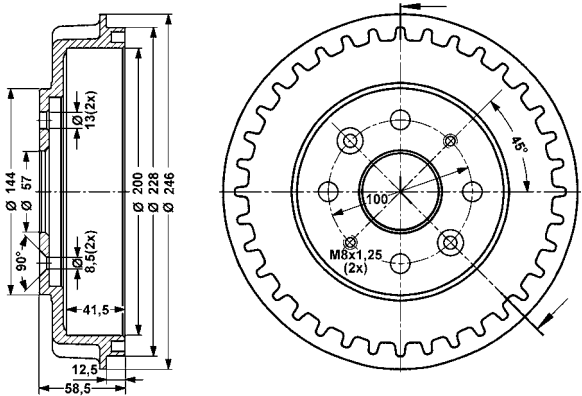
24.0220-0029.1 480120 Ø 200/201 x 32



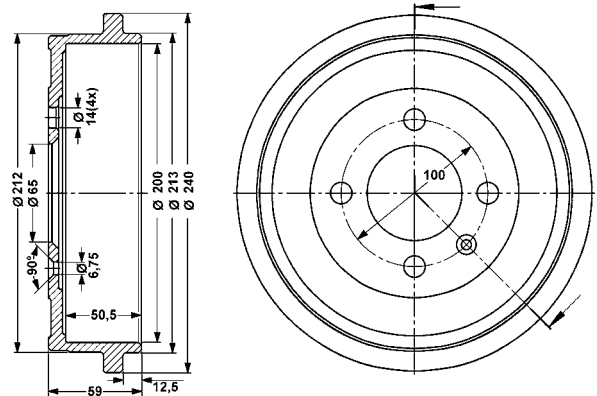
24.0220-0030.1 480119 Ø 200/201 x 42,5



24.0220-0031.1 480125 Ø 200/201 x 41,5



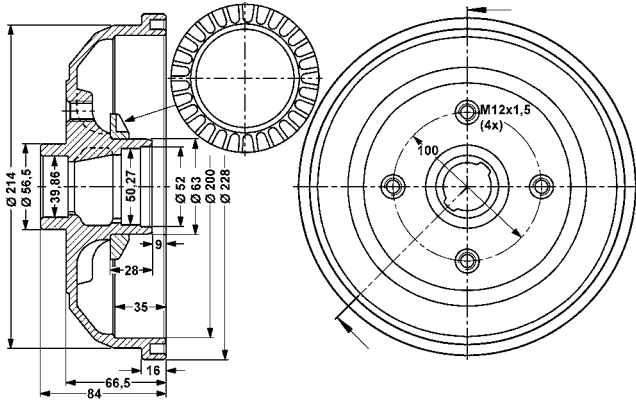
24.0220-0032.1 480130 Ø 200/201,5 x 50,5



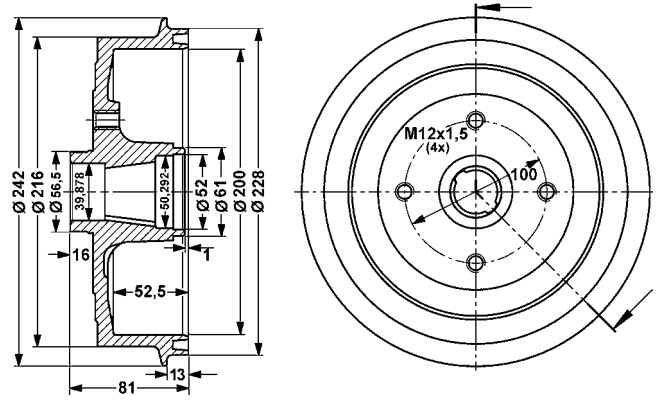
Abbildungen Bremstrommeln

Illustrations brake drums - Illustrazioni tamburi freno - Illustrations Tambours de frein - Ilustraciones tambores de freno

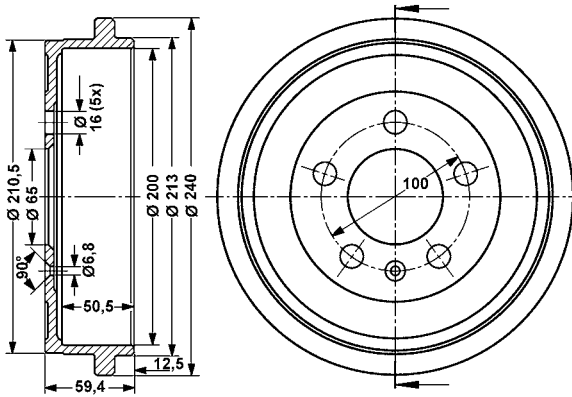
24.0220-0033.2 480132 Ø 200/201 x 35



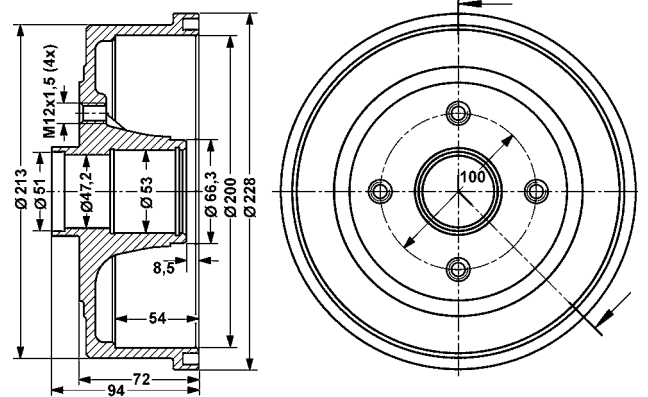
24.0220-0036.1 480149 Ø 200/201 x 52,5



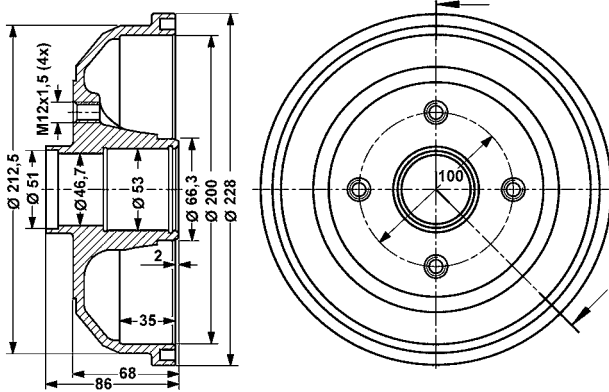
24.0220-0037.1 480161 Ø 200/201,5 x 50,5



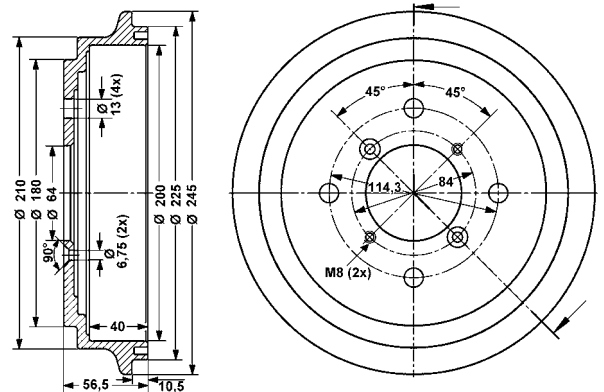
24.0220-0038.1 480162 Ø 200/201 x 54



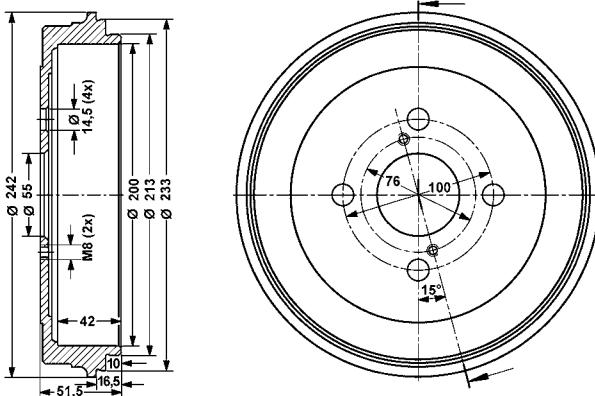
24.0220-0039.1 480163 Ø 200/201 x 35



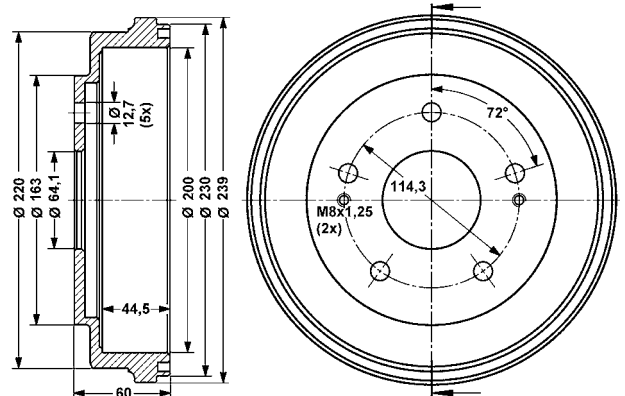
24.0220-0040.1 480166 Ø 200/202 x 40



24.0220-0041.1 480167 Ø 200/201 x 42



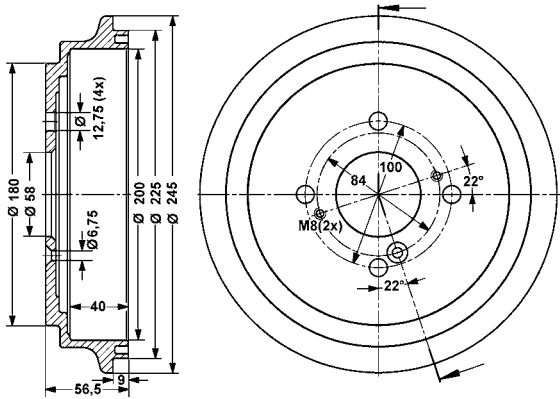
24.0220-0043.1 480185 Ø 200/201 x 44,5



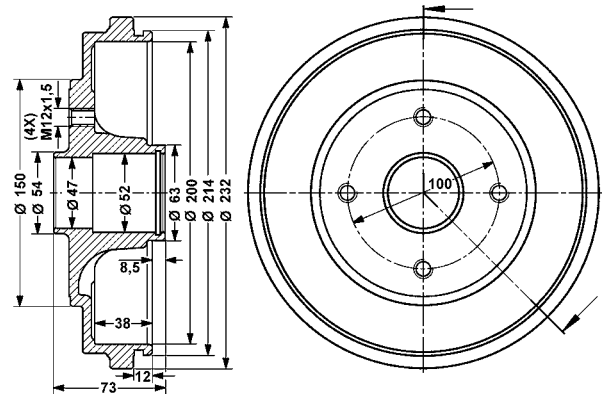
Abbildungen Bremstrommeln

Illustrations brake drums - Illustrazioni tamburi freno - Illustrations Tambours de frein - Ilustraciones tambores de freno

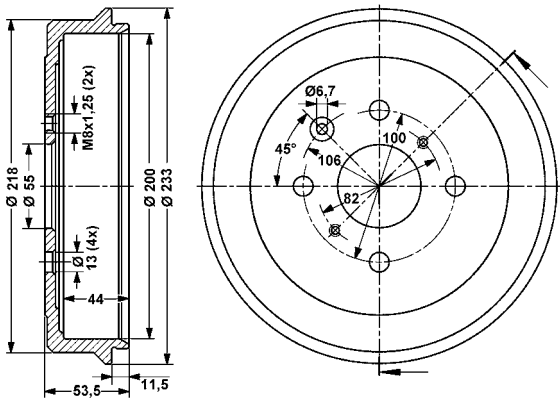
24.0220-0044.1 480192 Ø 200/202 x 40



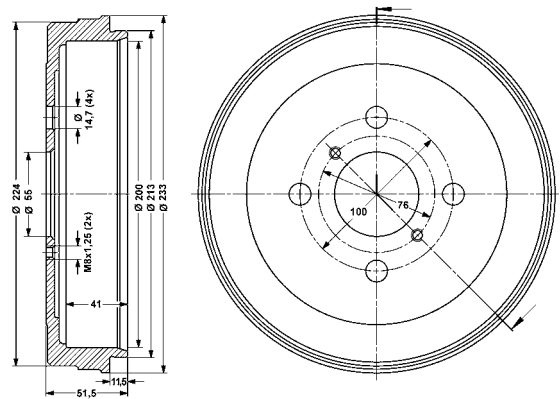
24.0220-0045.1 480189 Ø 200/202 x 38



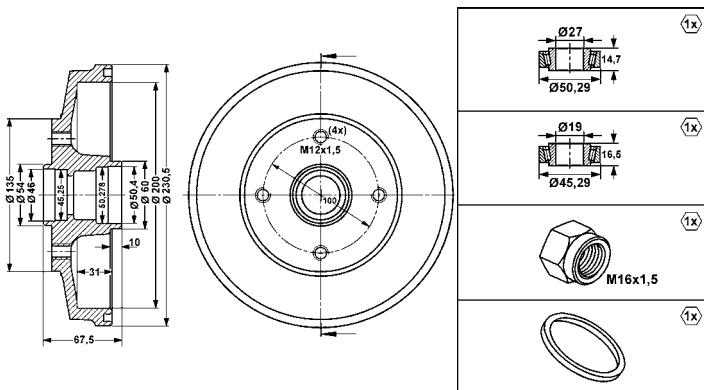
24.0220-0046.1 480193 Ø 200/201 x 44



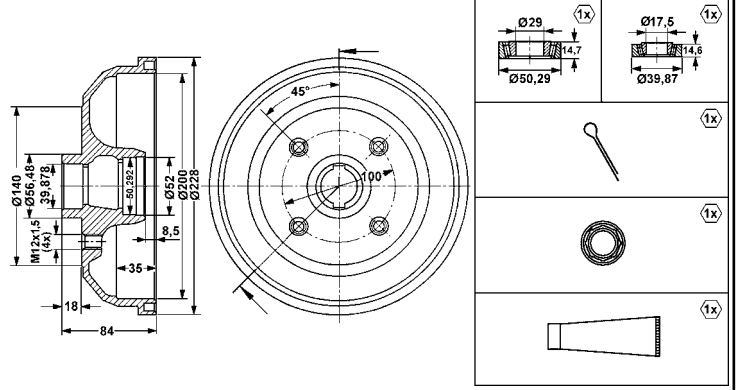
24.0220-0047.1 480199 Ø 200/201 x 41



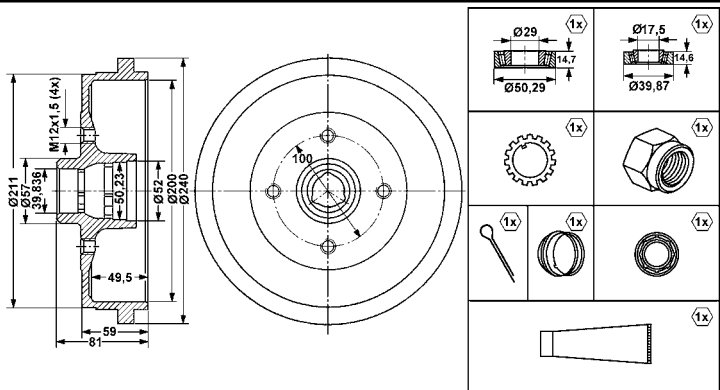
24.0220-0706.2 480215 Ø 200/201 x 31



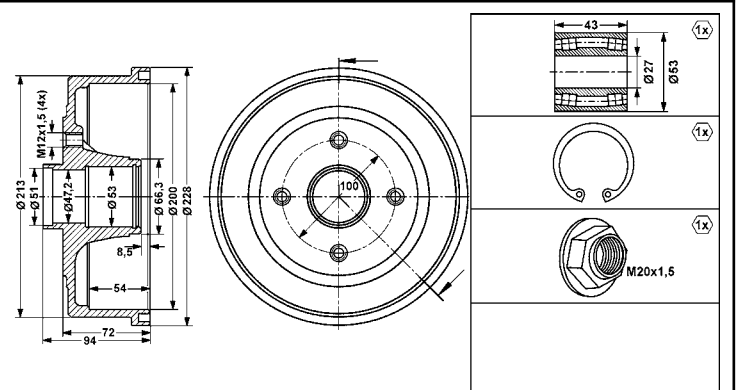
24.0220-0712.2 480208 Ø 200/201 x 35



24.0220-0718.2 480209 Ø 200/201,5 x 50,5



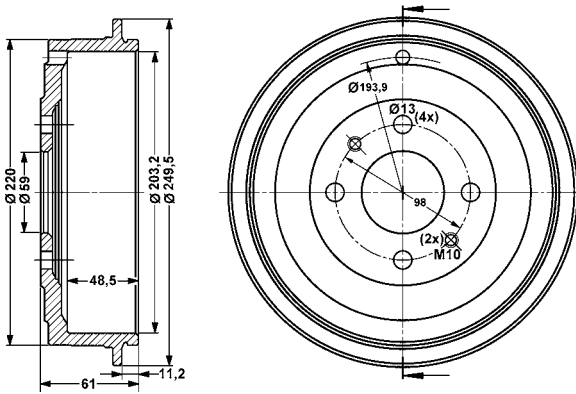
24.0220-0738.2 480214 Ø 200/201 x 54



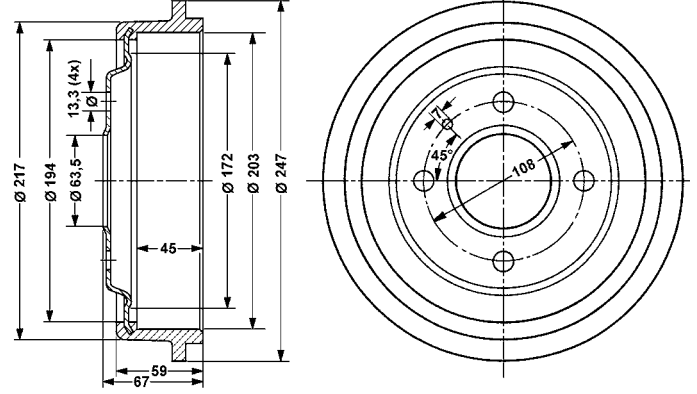
Abbildungen Bremstrommeln

Illustrations brake drums - Illustrazioni tamburi freno - Illustrations Tambours de frein - Ilustraciones tambores de freno

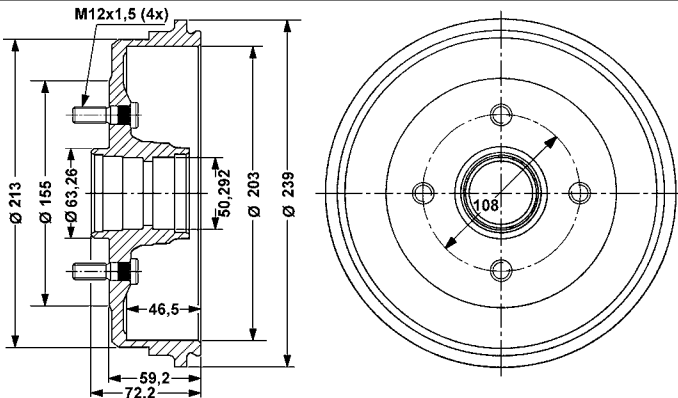
24.0220-2001.1 480307 Ø 203/204,7 x 48,5



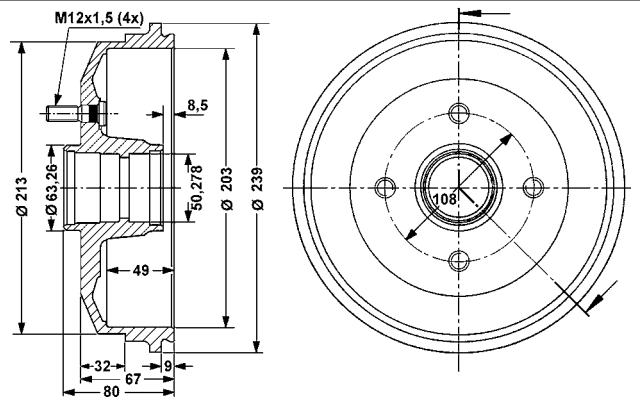
24.0220-3001.2 480020 Ø 203/204 x 45



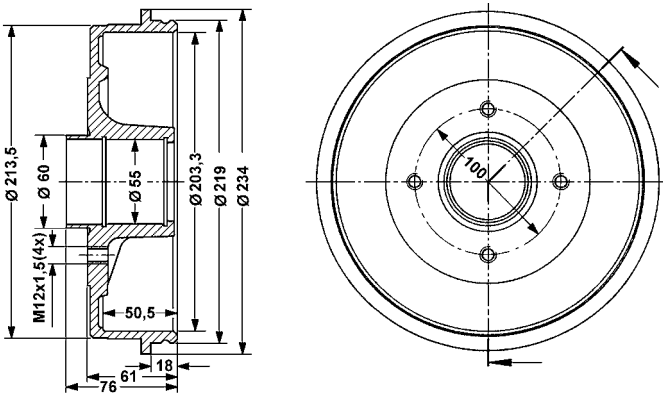
24.0220-3002.2 480021 Ø 203/204 x 46,5



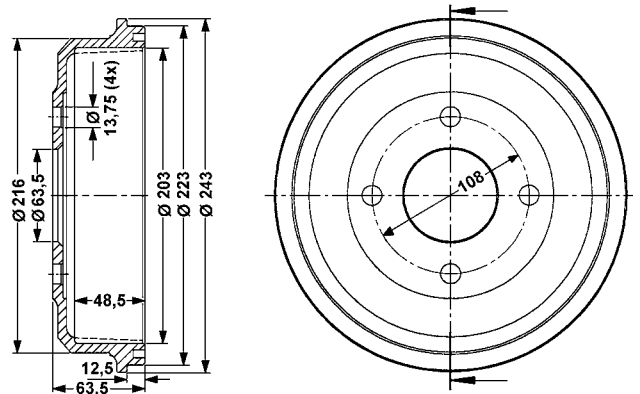
24.0220-3004.2 480023 Ø 203/204 x 49



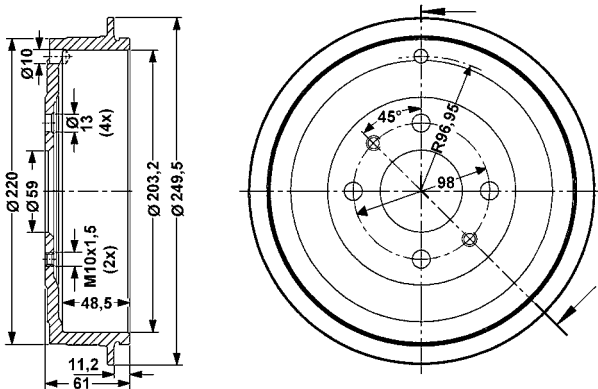
24.0220-3005.1 480054 Ø 203/204,5 x 50,5



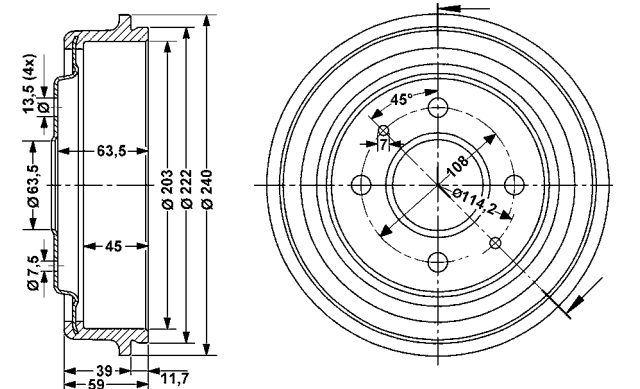
24.0220-3006.1 480062 Ø 203/204,5 x 48,5



24.0220-3007.1 480064 Ø 203/204,7 x 48,5



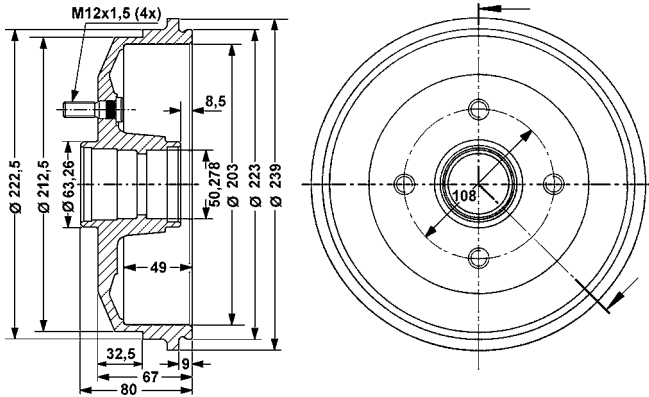
24.0220-3008.2 480075 Ø 203/204 x 45



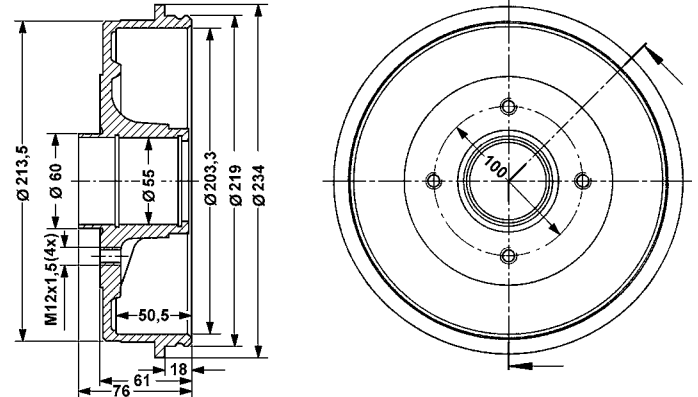
Abbildungen Bremstrommeln

Illustrations brake drums - Illustrazioni tamburi freno - Illustrations Tambours de frein - Ilustraciones tambores de freno

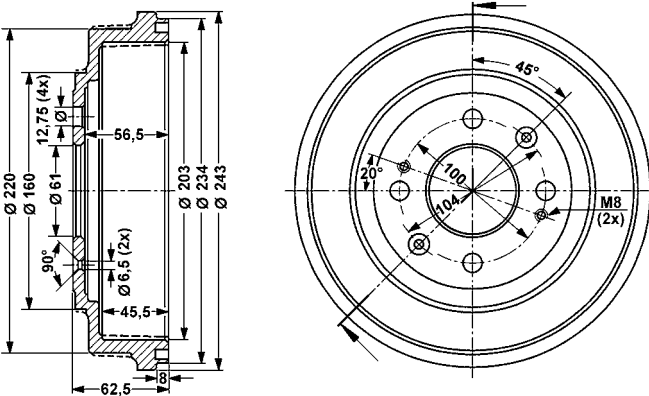
24.0220-3009.2 480080 Ø 203/204 x 49



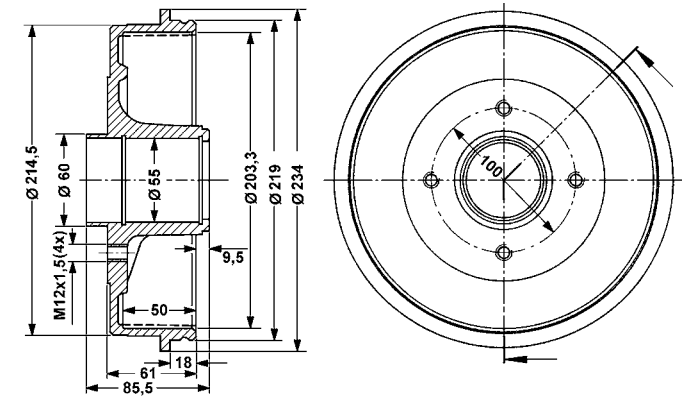
24.0220-3010.1 480081 Ø 203/204,4 x 50,5



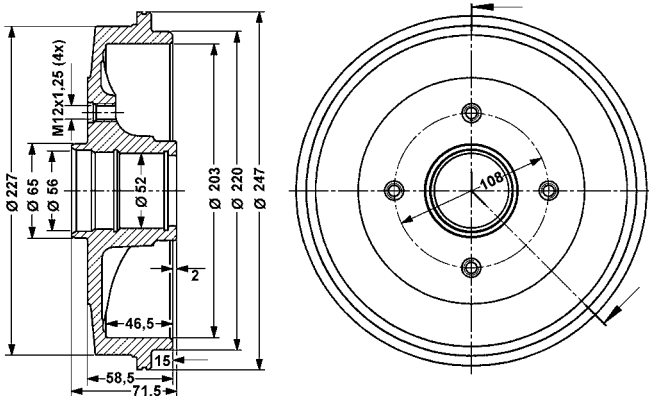
24.0220-3011.1 480086 Ø 203/204 x 45,5



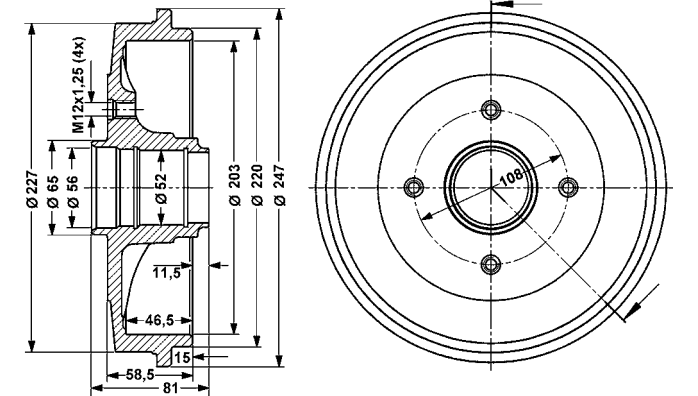
24.0220-3012.1 480088 Ø 203/204,4 x 50



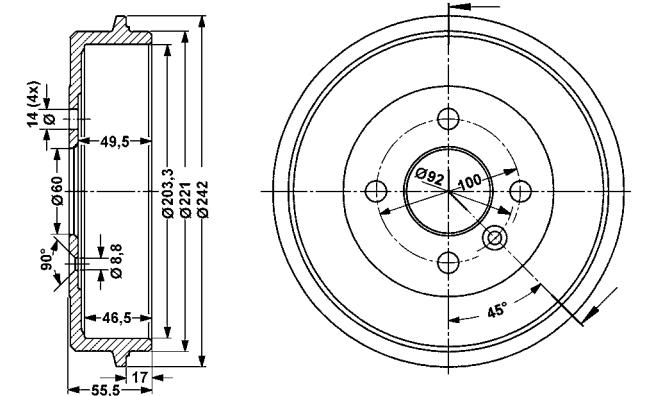
24.0220-3013.1 480089 Ø 203/204,4 x 46,5



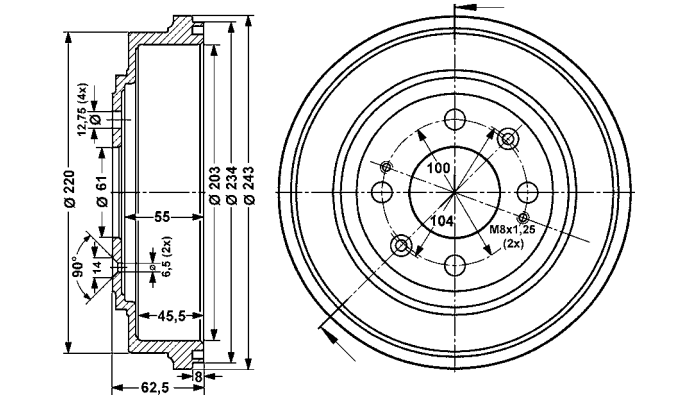
24.0220-3014.1 480090 Ø 203/204,4 x 46,5



24.0220-3015.1 480091 Ø 203/204,5 x 46,5



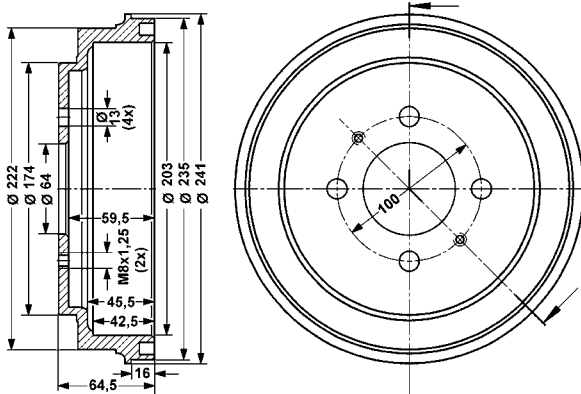
24.0220-3016.1 480107 Ø 203/204 x 45,5



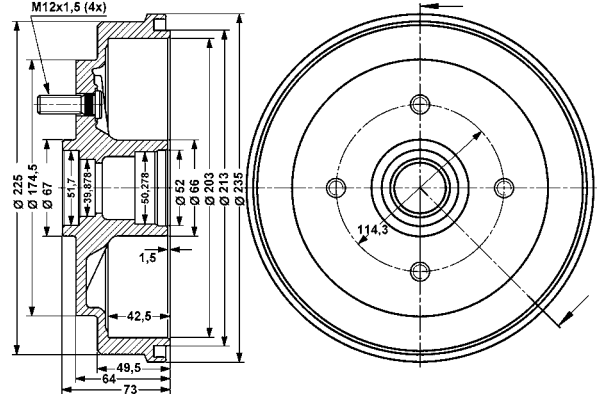
Abbildungen Bremstrommeln

Illustrations brake drums - Illustrazioni tamburi freno - Illustrations Tambours de frein - Ilustraciones tambores de freno

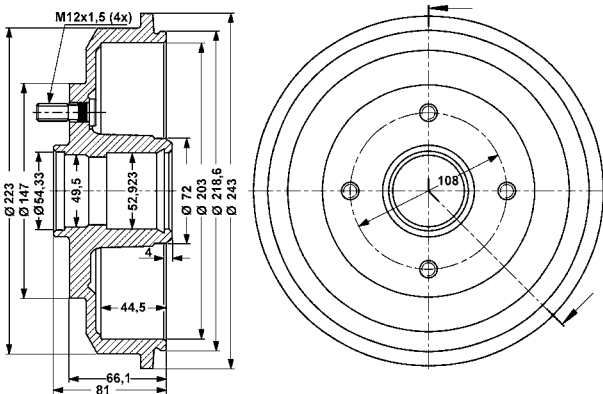
24.0220-3017.1 480108 \varnothing 203/205 x 42,5



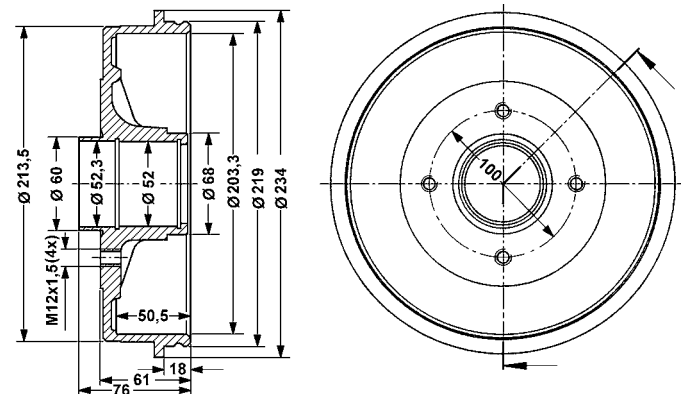
24.0220-3018.2 480121 \varnothing 203/205 x 42,5



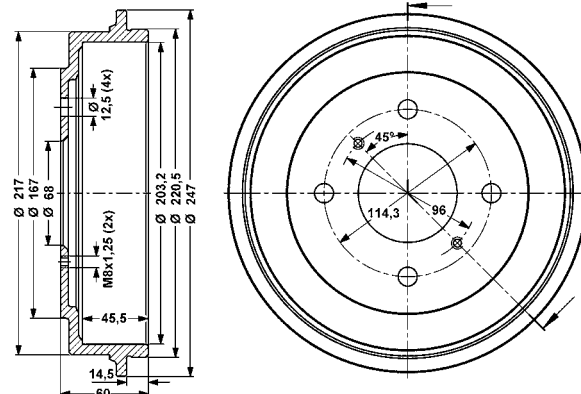
24.0220-3020.2 480131 \varnothing 203/204,3 x 44,5



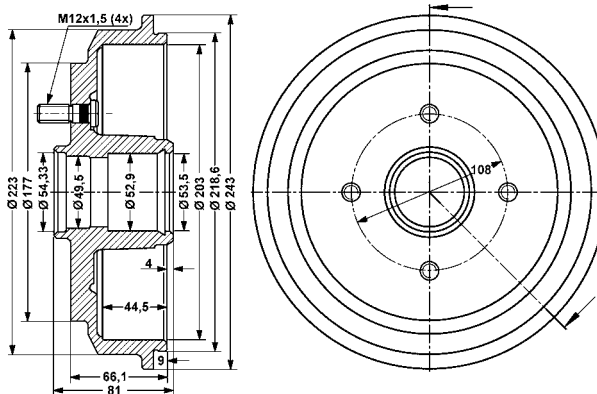
24.0220-3021.1 480127 \varnothing 203/204,5 x 50,5



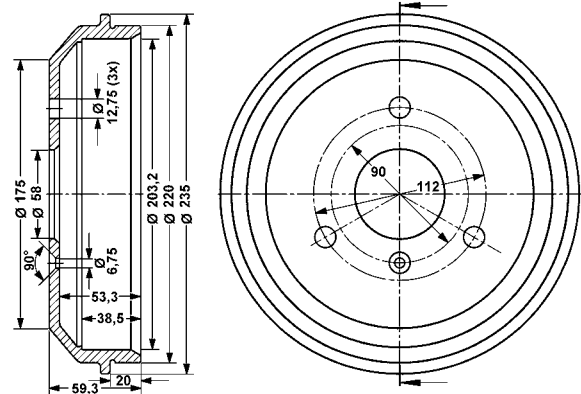
24.0220-3022.1 480158 \varnothing 203/204,5 x 45,5



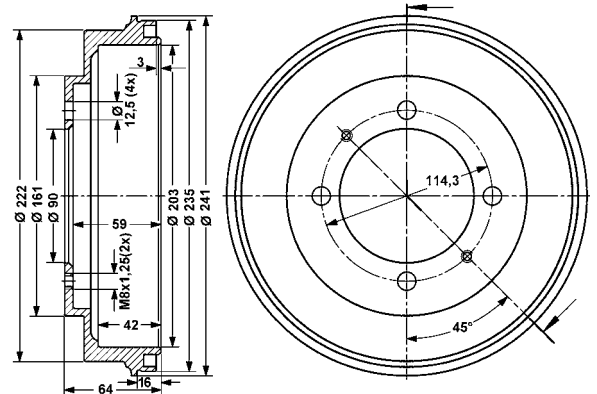
24.0220-3026.2 480175 \varnothing 203/204,3 x 44,5



24.0220-3027.1 480168 \varnothing 203/204,5 x 38,5



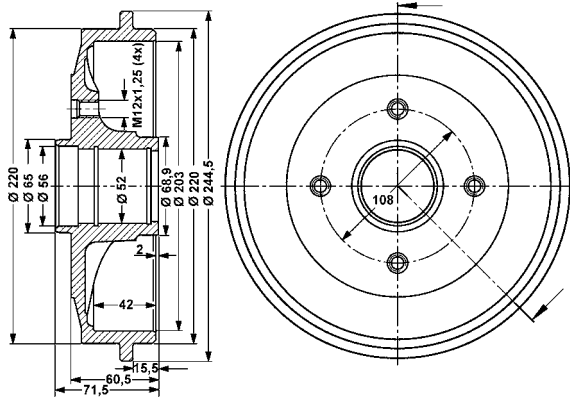
24.0220-3028.1 480169 \varnothing 203/205 x 42



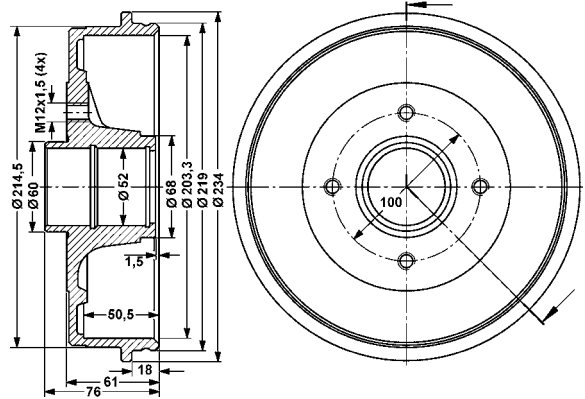
Abbildungen Bremstrommeln

Illustrations brake drums - Illustrazioni tamburi freno - Illustrations Tambours de frein - Ilustraciones tambores de freno

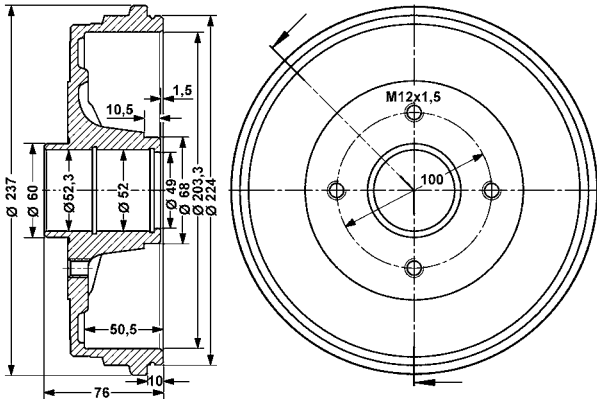
24.0220-3029.1 480179 \varnothing 203/204,5 x 42



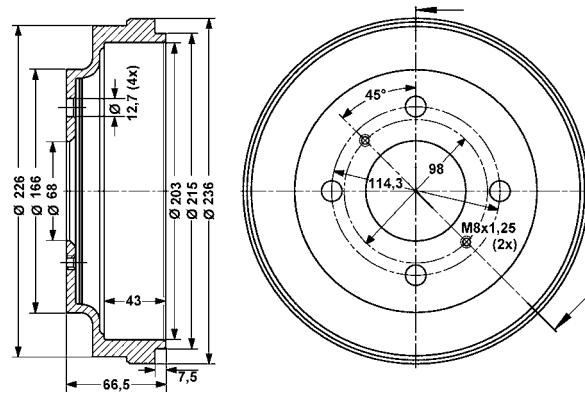
24.0220-3030.1 480180 \varnothing 203/204,5 x 50,5



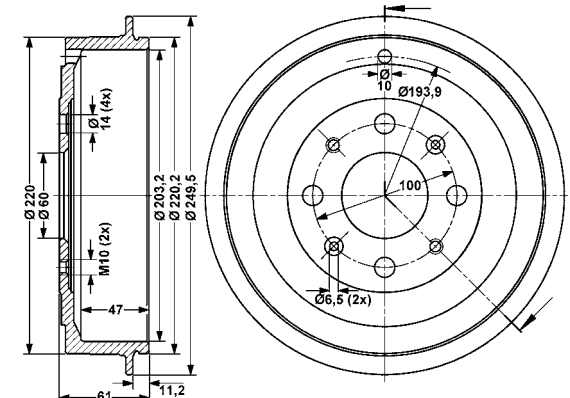
24.0220-3033.1 480195 \varnothing 203/204,5 x 50,5



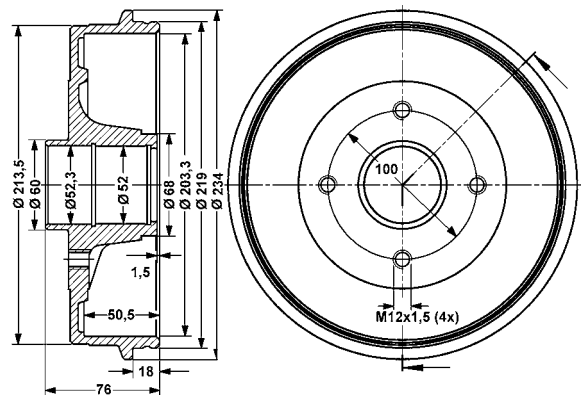
24.0220-3034.1 480190 \varnothing 203/205,5 x 43



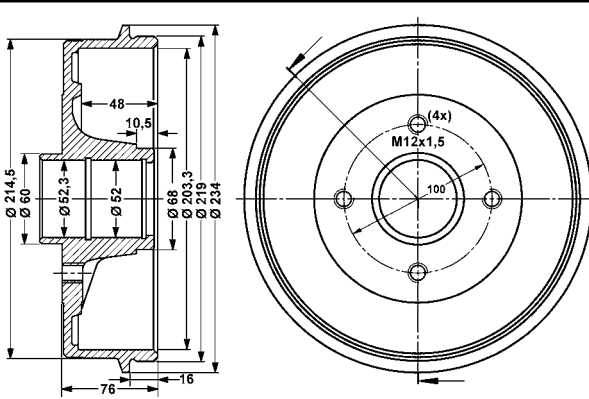
24.0220-3035.1 480300 \varnothing 203/204,7 x 47



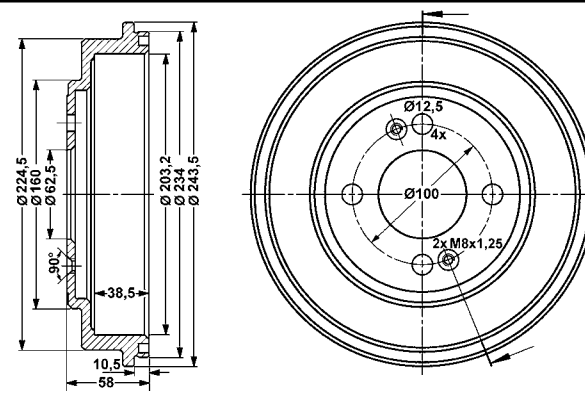
24.0220-3036.1 480301 \varnothing 203/204,5 x 50



24.0220-3037.1 480308 \varnothing 203/204,5 x 48



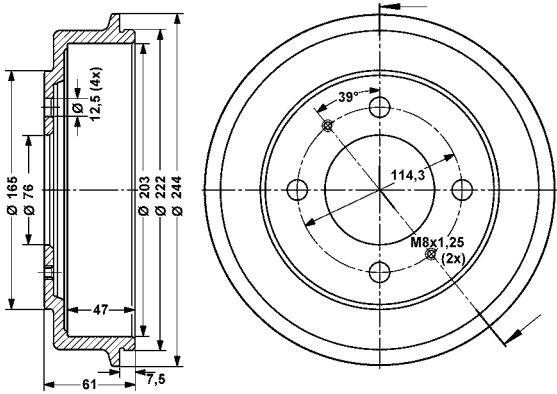
24.0220-3038.1 480315 \varnothing 203/205,2 x 38,5



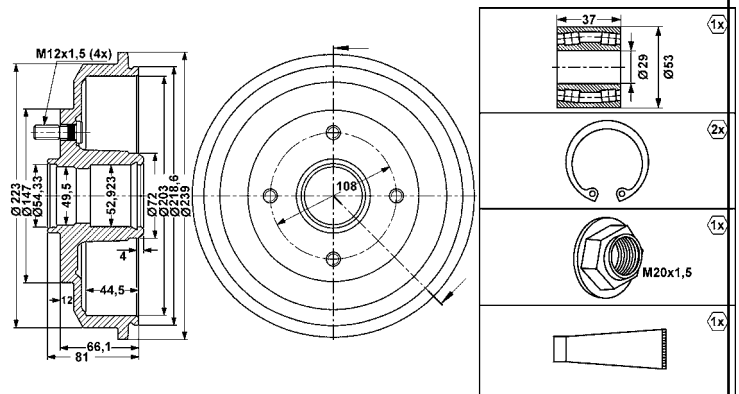
Abbildungen Bremstrommeln

Illustrations brake drums - Illustrazioni tamburi freno - Illustrations Tambours de frein - Ilustraciones tambores de freno

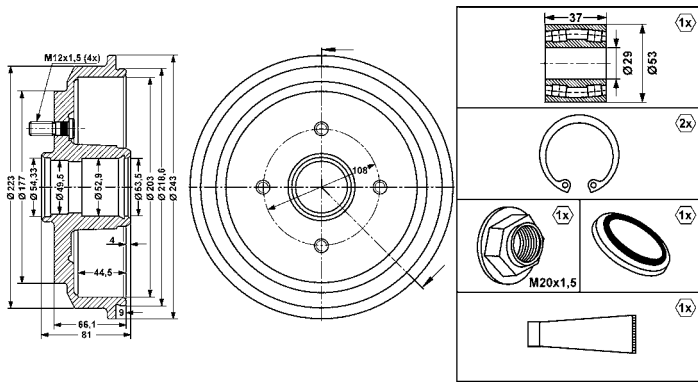
24.0220-3045.1 480191 Ø 203/204,5 x 45,5



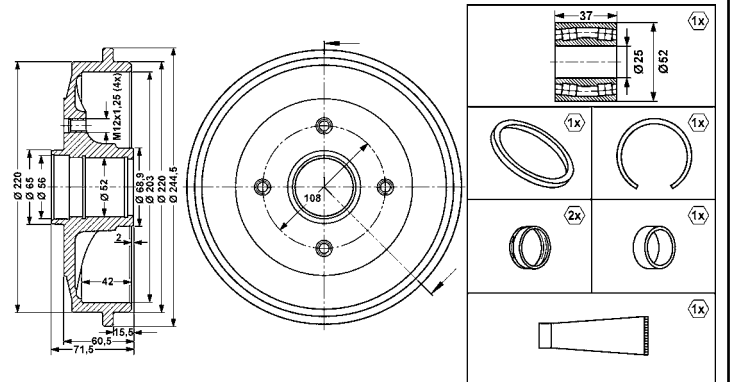
24.0220-3720.2 480210 Ø 203/204,3 x 44,5



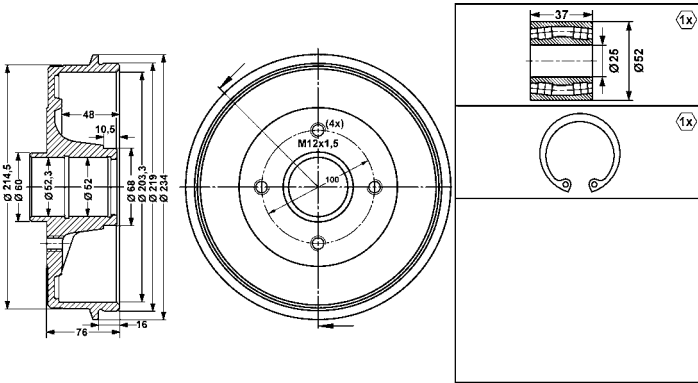
24.0220-3726.2 480216 Ø 203/204,3 x 44,5



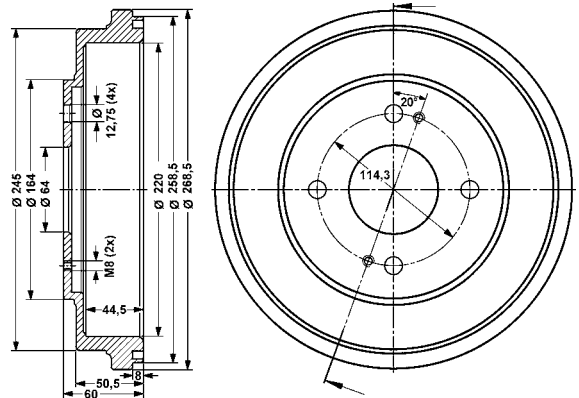
24.0220-3729.2 480217 Ø 203/204,5 x 42



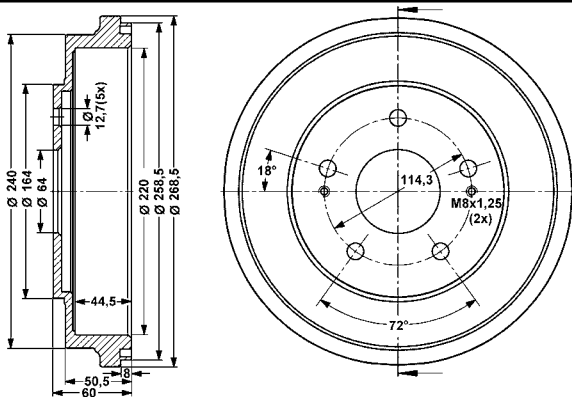
24.0220-3737.2 480218 Ø 203/204,5 x 48



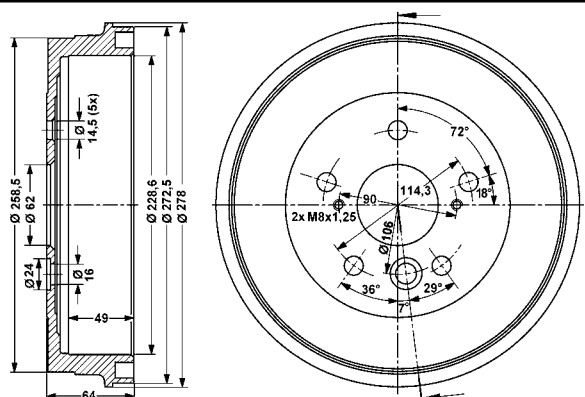
24.0222-0001.1 480123 Ø 220/221 x 44,5



24.0222-0002.1 480141 Ø 220/221 x 44,5



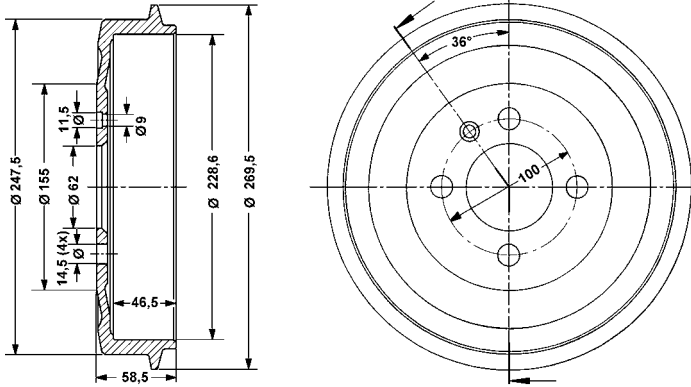
24.0222-8008.1 480304 Ø 229/230,6 x 49



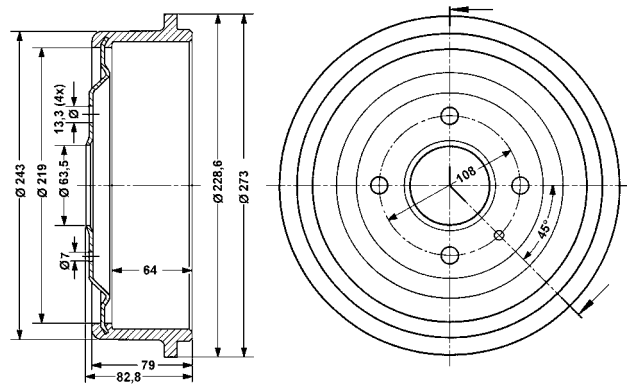
Abbildungen Bremstrommeln

Illustrations brake drums - Illustrazioni tamburi freno - Illustrations Tambours de frein - Ilustraciones tambores de freno

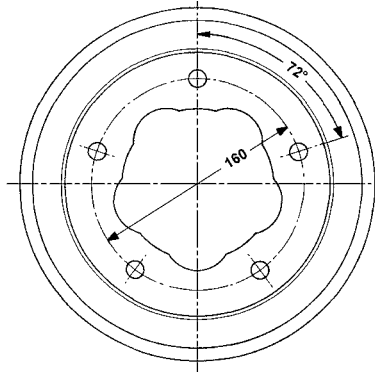
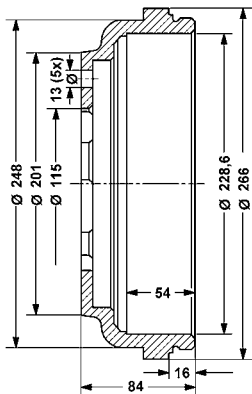
24.0222-8009.1 480026 Ø 229/229,5 x 46,5



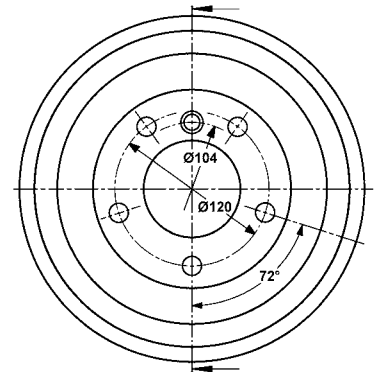
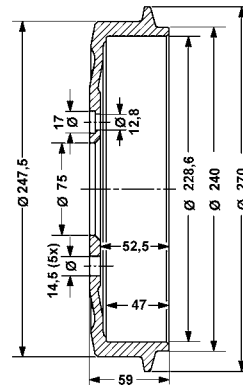
24.0222-8010.2 480027 Ø 229/229,4 x 64



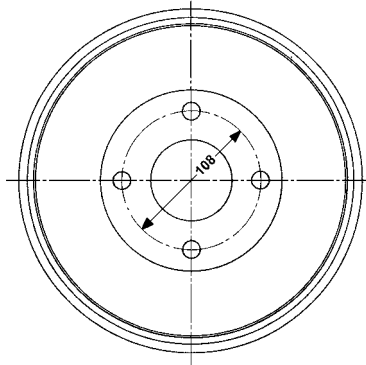
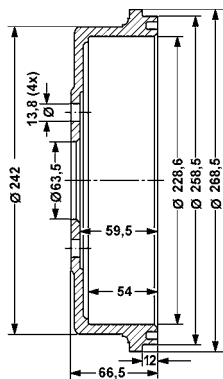
24.0222-8011.1 480028 Ø 229/230 x 54



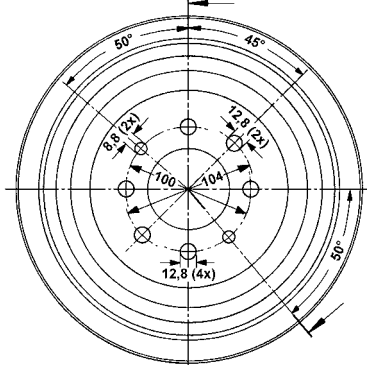
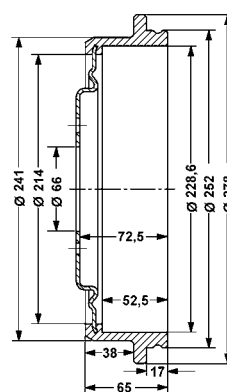
24.0222-8013.1 480030 Ø 229/229,5 x 47



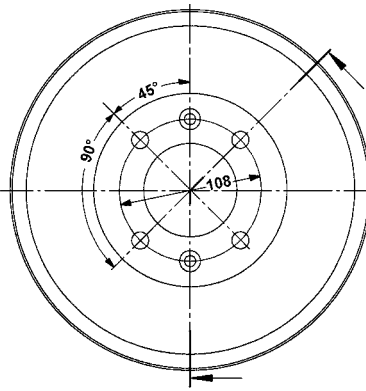
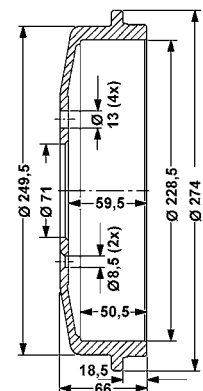
24.0222-8014.1 480031 Ø 229/230,1 x 54



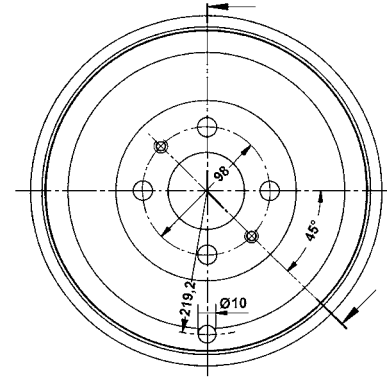
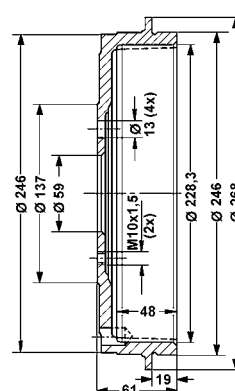
24.0222-8015.1 480055 Ø 229/229,5 x 52,5



24.0222-8017.1 480071 Ø 229/230 x 50,5



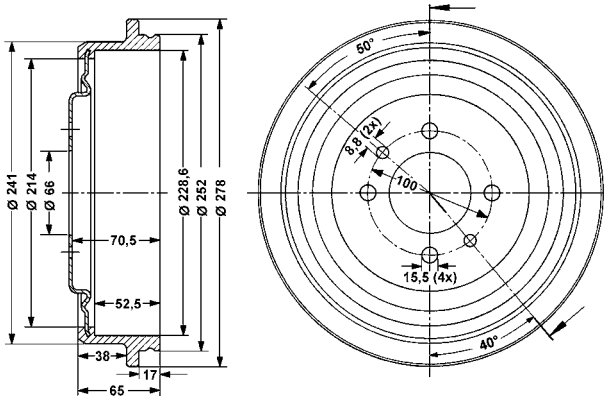
24.0222-8018.1 480078 Ø 228/230 x 48



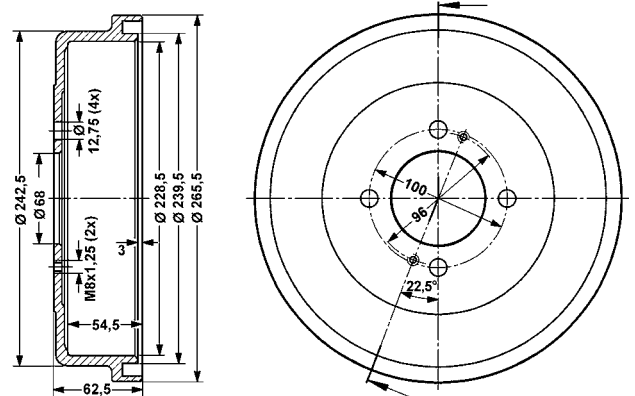
Abbildungen Bremstrommeln

Illustrations brake drums - Illustrazioni tamburi freno - Illustrations Tambours de frein -
 Ilustraciones tambores de freno

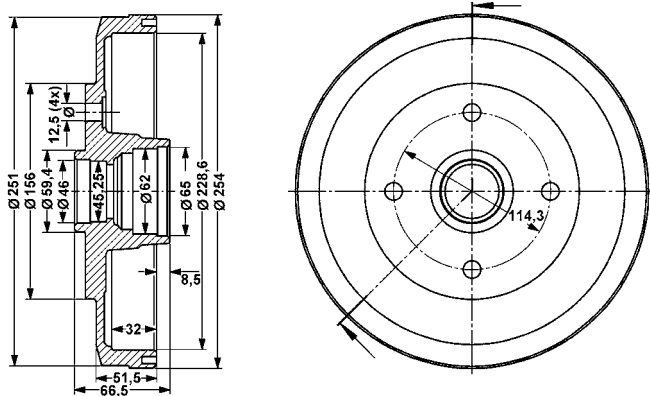
24.0222-8019.2 480087 \varnothing 229/229,5 x 52,5



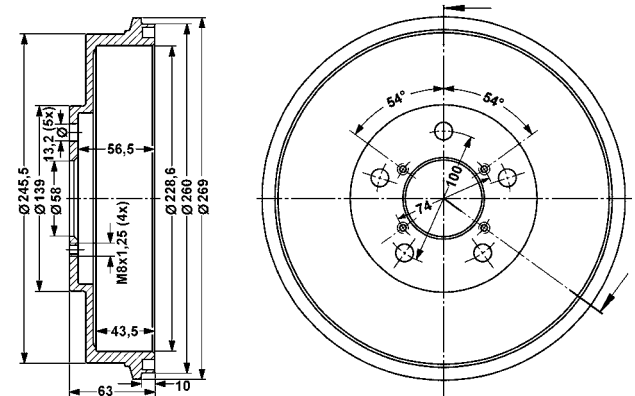
24.0222-8021.1 480092 \varnothing 229/230 x 54,5



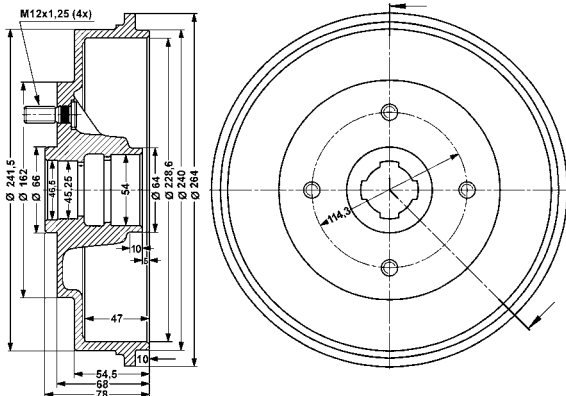
24.0222-8022.1 480093 \varnothing 229/229,6 x 32



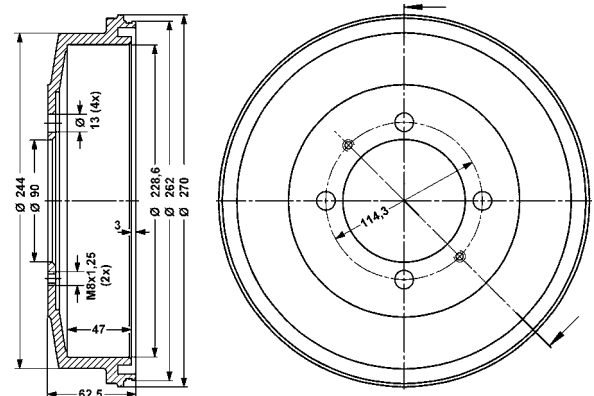
24.0222-8023.1 480094 \varnothing 229/230 x 43,5



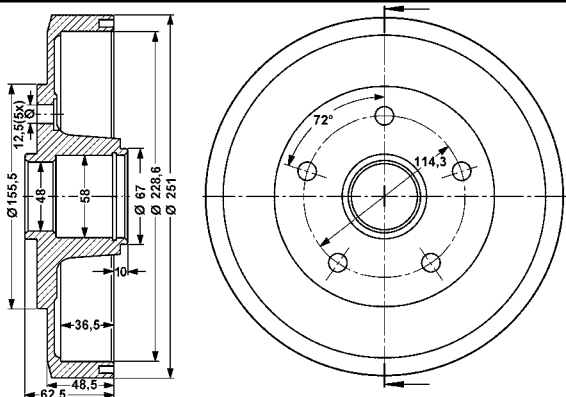
24.0222-8025.2 480109 \varnothing 229/230 x 47



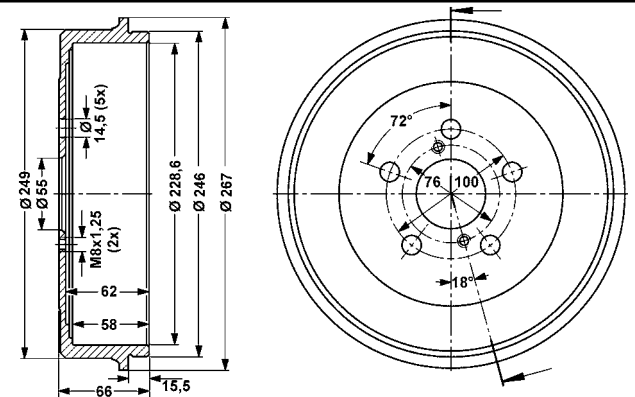
24.0222-8026.1 480110 \varnothing 229/230,6 x 47



24.0222-8028.1 480143 \varnothing 229/230 x 37



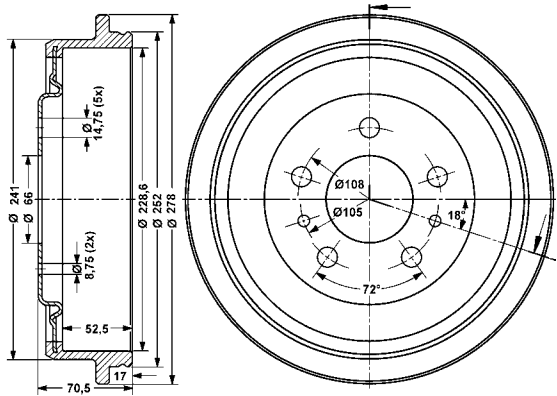
24.0222-8031.1 480152 \varnothing 229/229,6 x 58



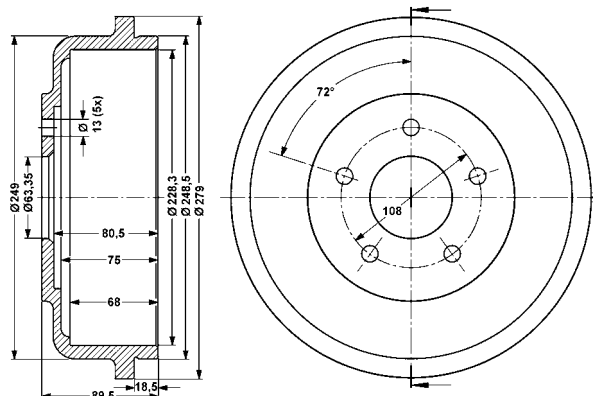
Abbildungen Bremstrommeln

Illustrations brake drums - Illustrazioni tamburi freno - Illustrations Tambours de frein - Ilustraciones tambores de freno

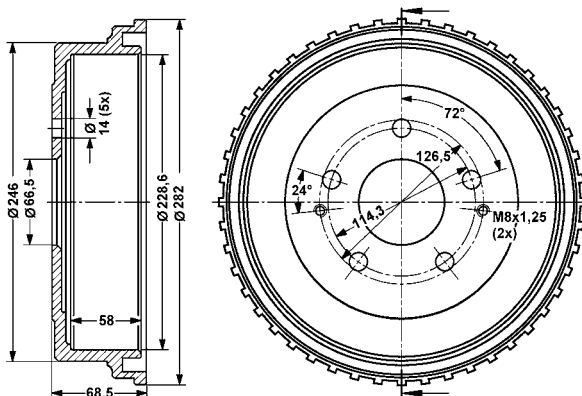
24.0222-8032.1 480170 \varnothing 229/229,5 x 52,5



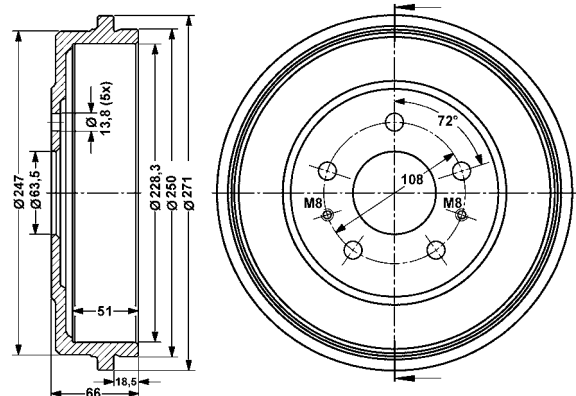
24.0222-8033.1 480181 \varnothing 228,3/229,6 x 68



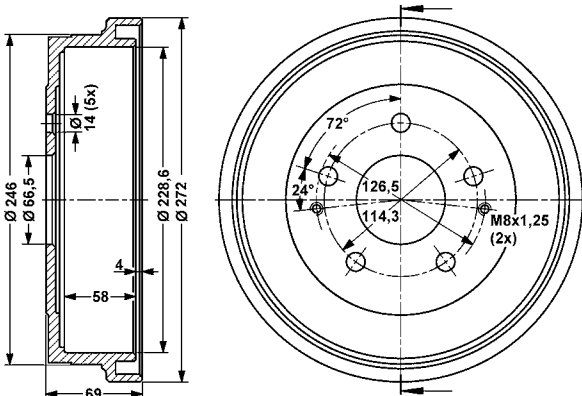
24.0222-8034.1 480187 \varnothing 229/230,6 x 58



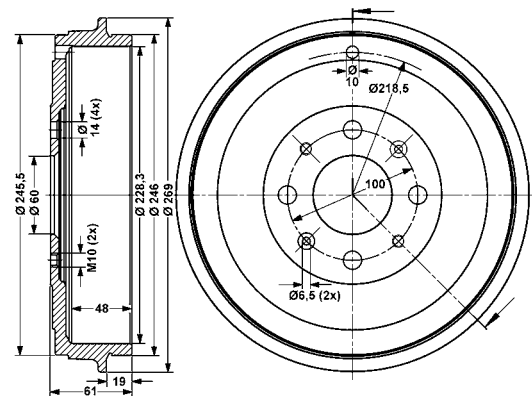
24.0222-8035.1 480188 \varnothing 229/230,3 x 50



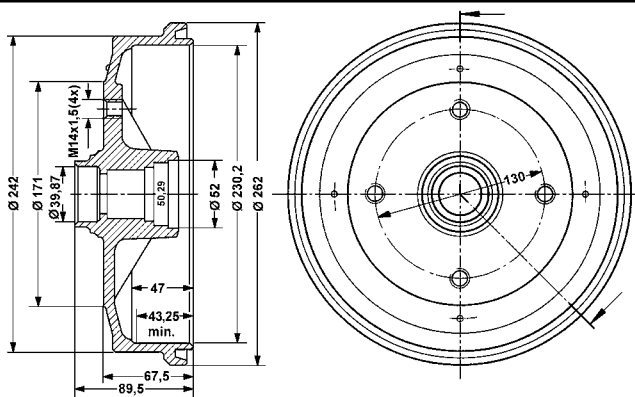
24.0222-8036.1 480196 \varnothing 229/230,6 x 58



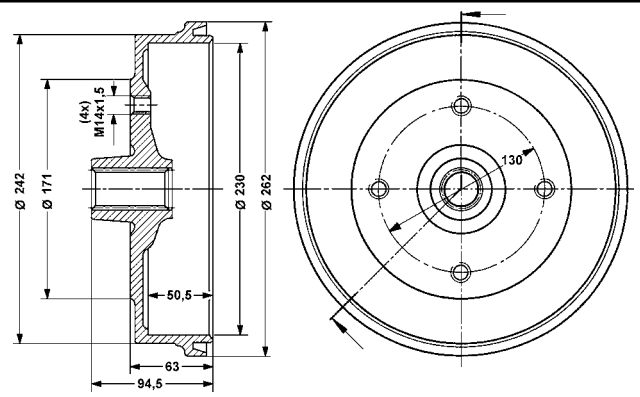
24.0222-8037.1 480302 \varnothing 228/230 x 48



24.0223-0002.1 480032 \varnothing 230/231 x 47



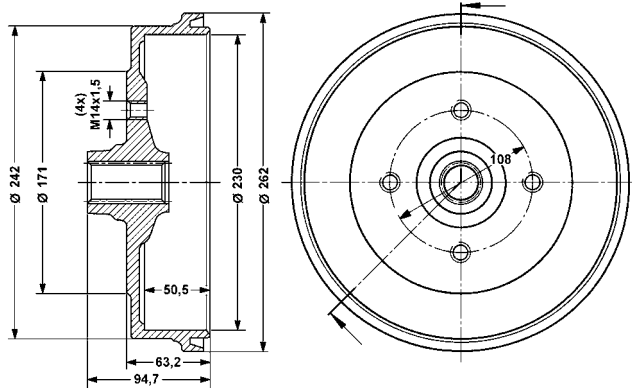
24.0223-0003.1 480033 \varnothing 230/231 x 50,5



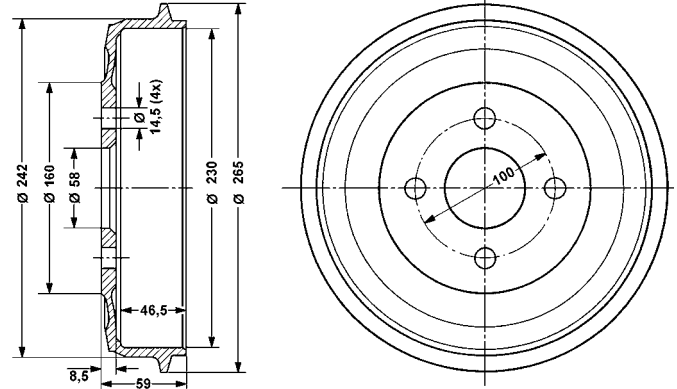
Abbildungen Bremstrommeln

Illustrations brake drums - Illustrazioni tamburi freno - Illustrations Tambours de frein - Ilustraciones tambores de freno

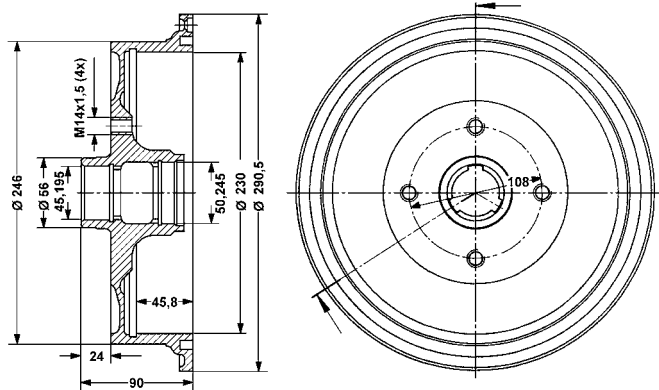
24.0223-0004.1 480034 Ø 230/231 x 50,5



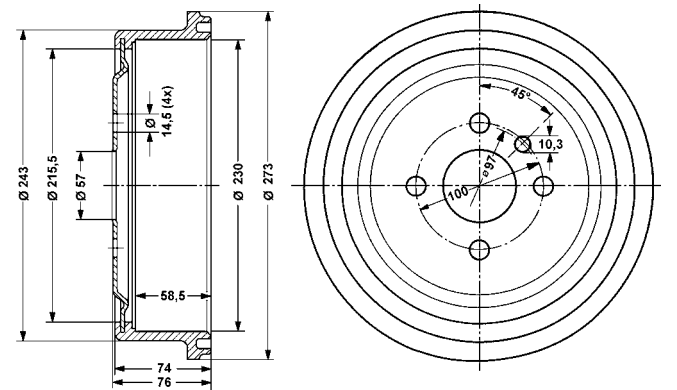
24.0223-0005.1 480035 Ø 230/231 x 46,5



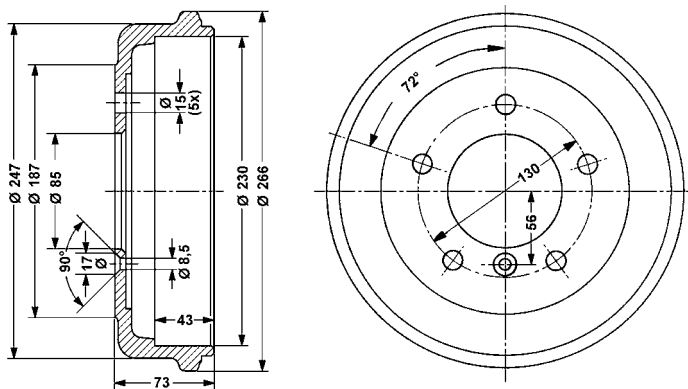
24.0223-0007.1 480037 Ø 230/231 x 46



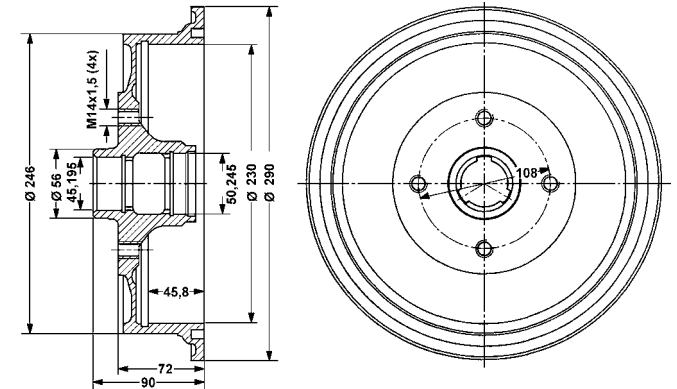
24.0223-0008.2 480038 Ø 230/230,9 x 59



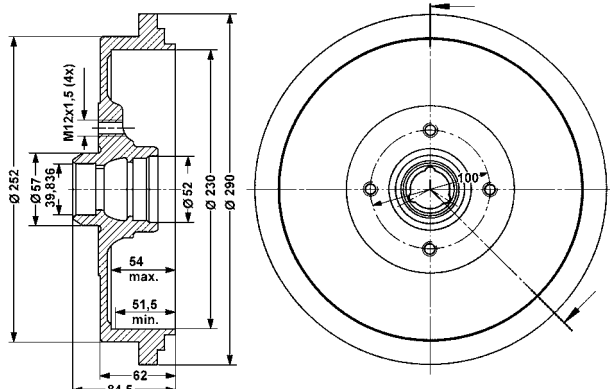
24.0223-0009.1 480039 Ø 230/231 x 43



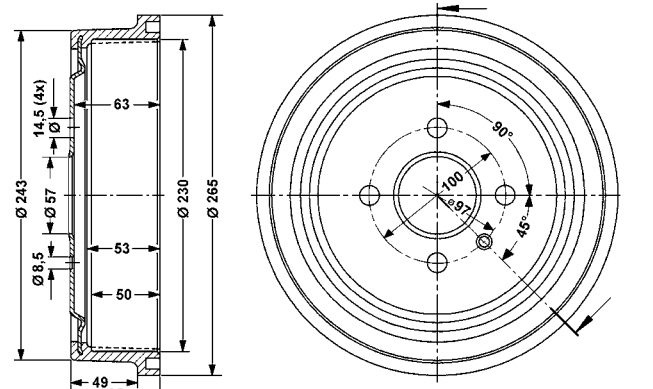
24.0223-0011.1 480041 Ø 230/231 x 46



24.0223-0012.1 480042 Ø 230/231,5 x 51,5



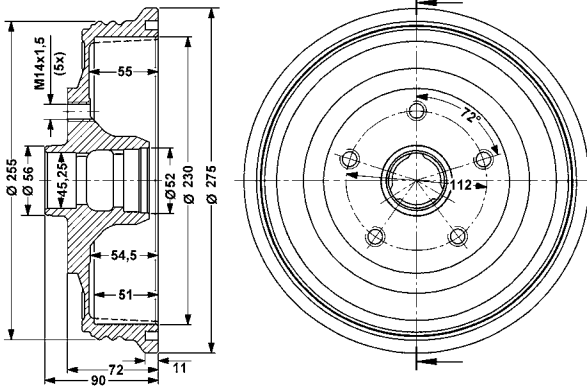
24.0223-0013.2 480061 Ø 230/231 x 50



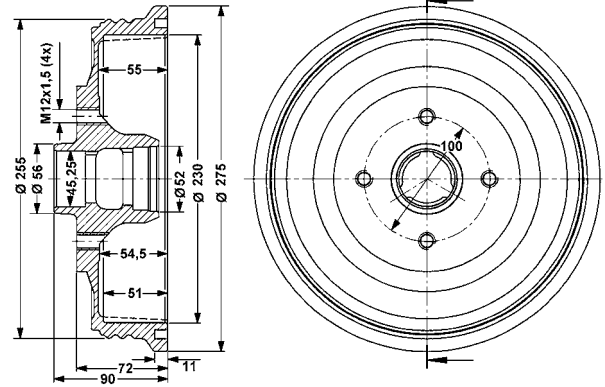
Abbildungen Bremstrommeln

Illustrations brake drums - Illustrazioni tamburi freno - Illustrations Tambours de frein - Ilustraciones tambores de freno

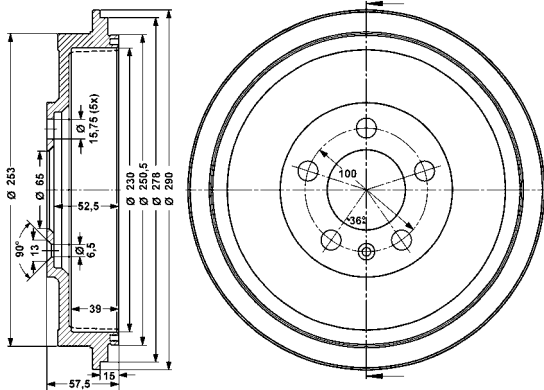
24.0223-0014.1 480065 Ø 230/231 x 51



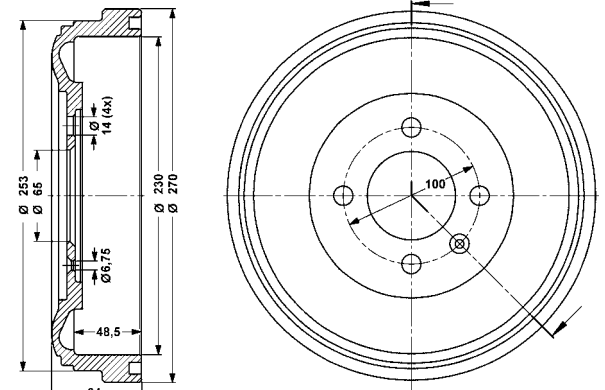
24.0223-0015.1 480073 Ø 230/231 x 51



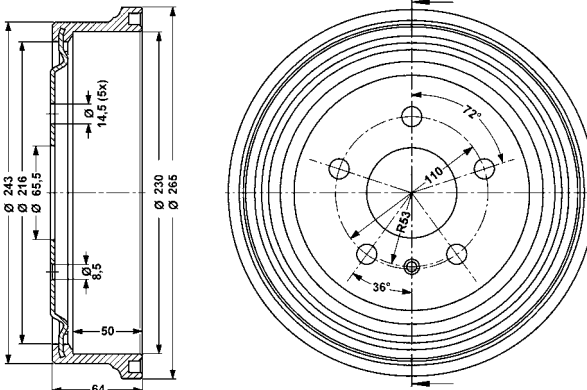
24.0223-0016.1 480111 Ø 230/231,5 x 39



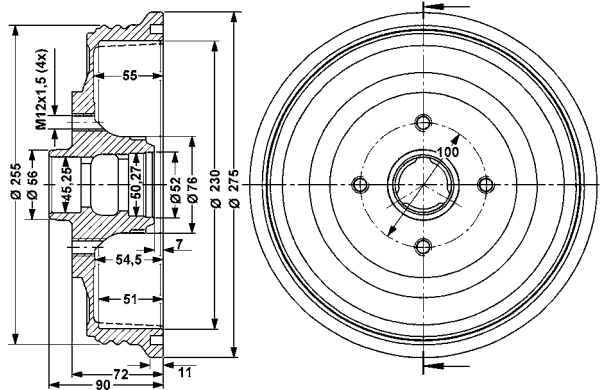
24.0223-0017.1 480135 Ø 230/231,5 x 48,5



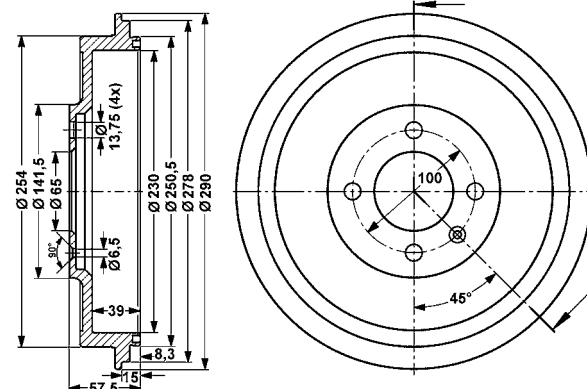
24.0223-0018.2 480136 Ø 230/231,5 x 50



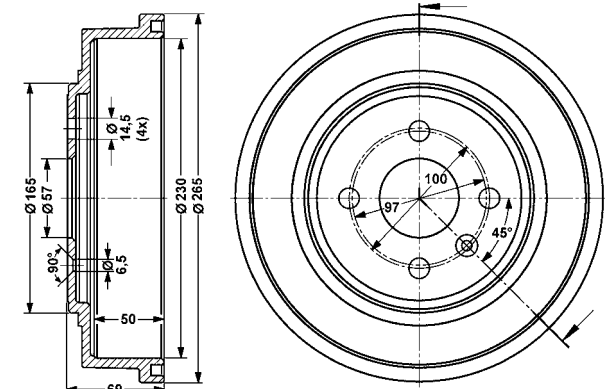
24.0223-0019.1 480176 Ø 230/231 x 51



24.0223-0020.1 480177 Ø 230/231,5 x 39



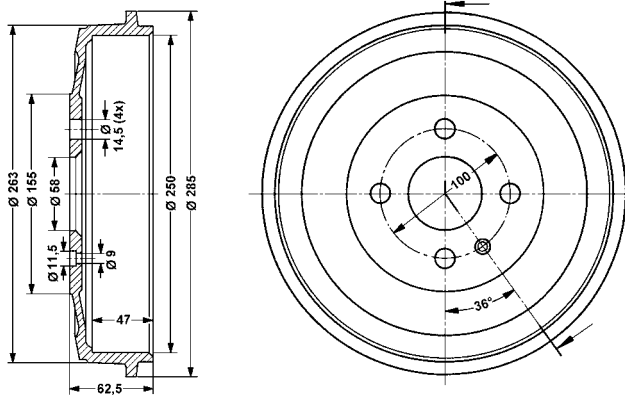
24.0223-0021.1 480186 Ø 230/231 x 50



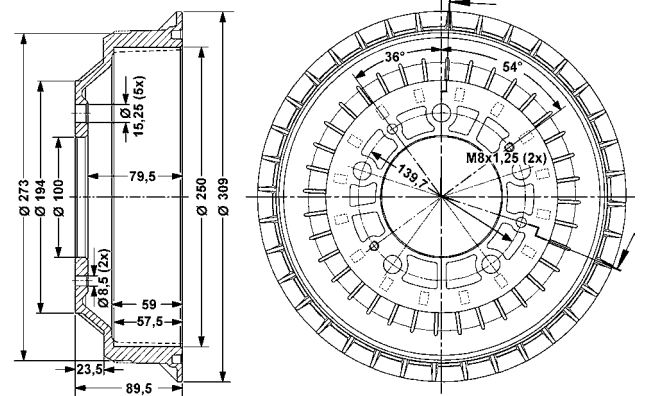
Abbildungen Bremstrommeln

Illustrations brake drums - Illustrazioni tamburi freno - Illustrations Tambours de frein - Ilustraciones tambores de freno

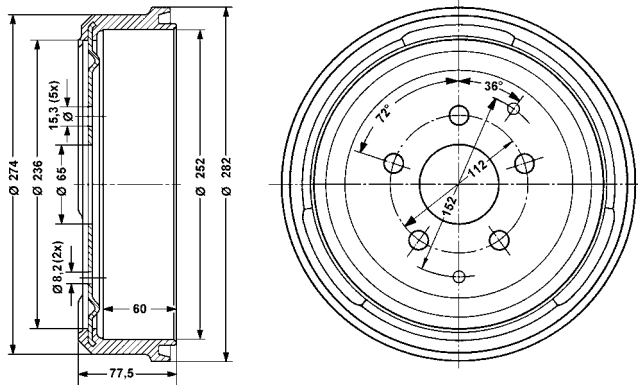
24.0225-0001.1 480043 Ø 250/251 x 47



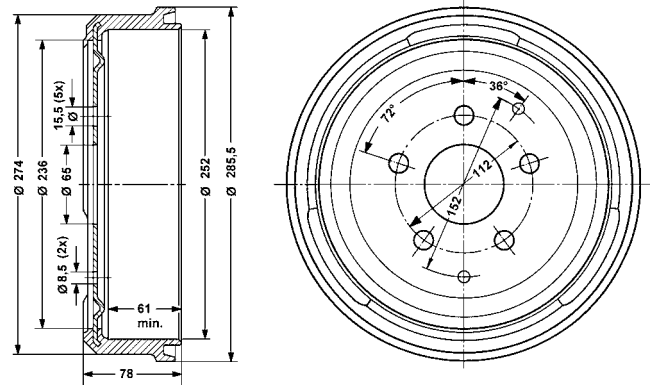
24.0225-0004.1 480058 Ø 250/251,5 x 57,5



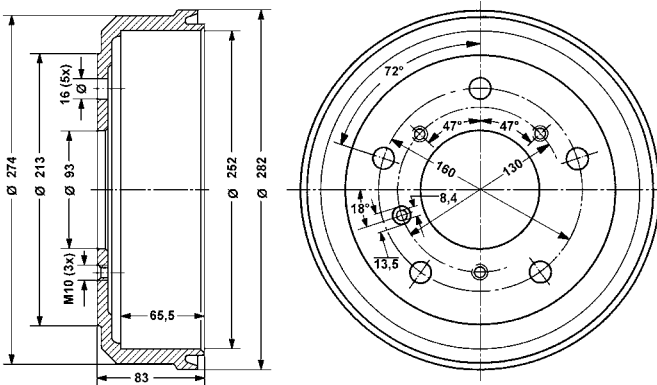
24.0225-2001.2 480045 Ø 252/253,5 x 60



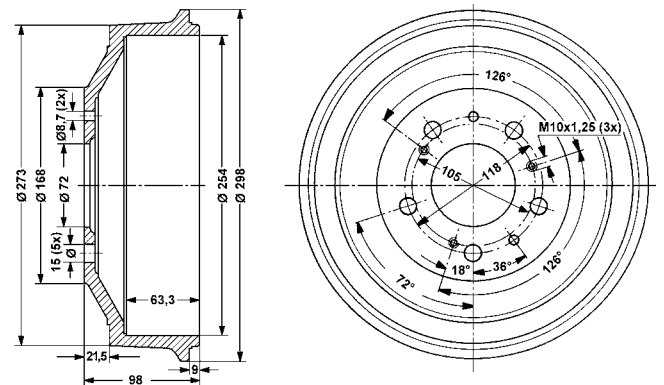
24.0225-2002.2 480046 Ø 252/253,5 x 61



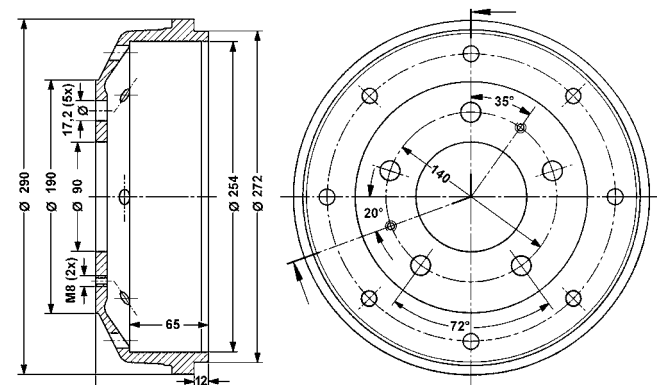
24.0225-2003.1 480047 Ø 252/253,5 x 66



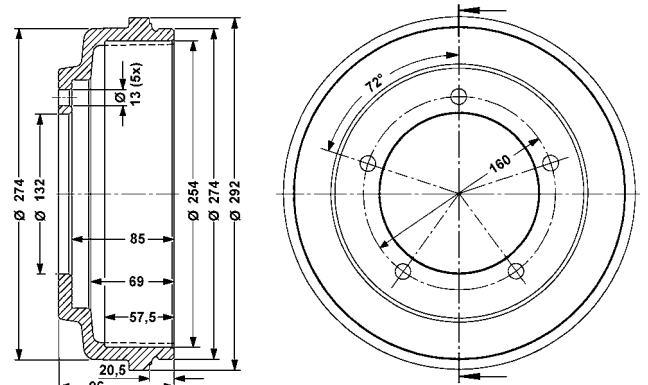
24.0225-4002.1 480048 Ø 254/255 x 63,5



24.0225-4003.1 480049 Ø 254/255 x 65



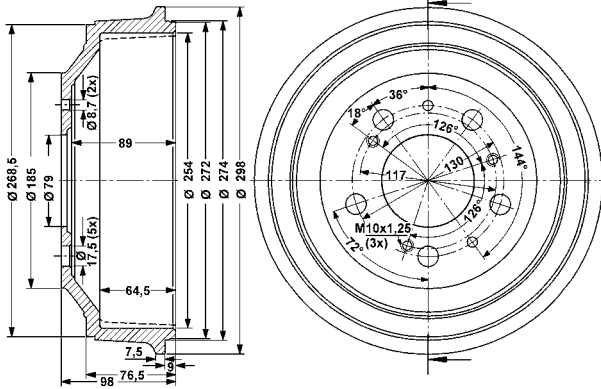
24.0225-4004.1 480069 Ø 254/256 x 57,5



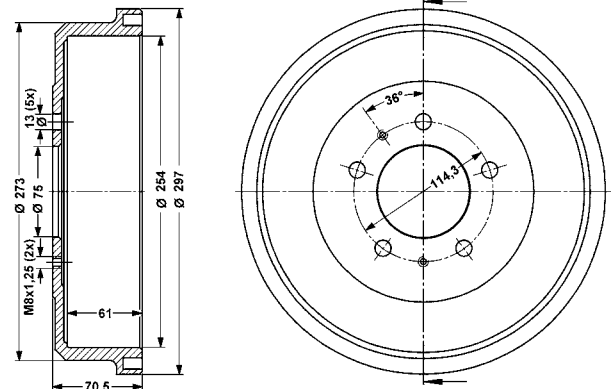
Abbildungen Bremstrommeln

Illustrations brake drums - Illustrazioni tamburi freno - Illustrations Tambours de frein - Ilustraciones tambores de freno

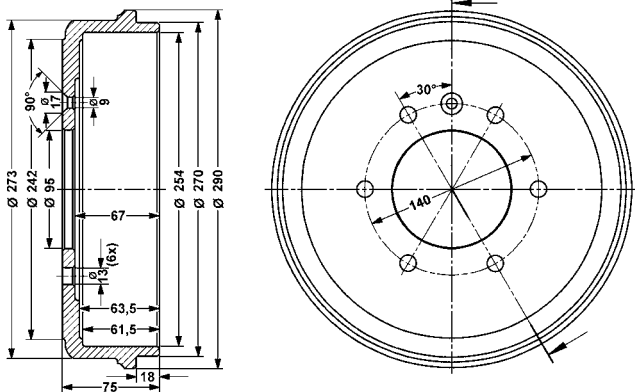
24.0225-4005.1 480070 Ø 254/255,6 x 65



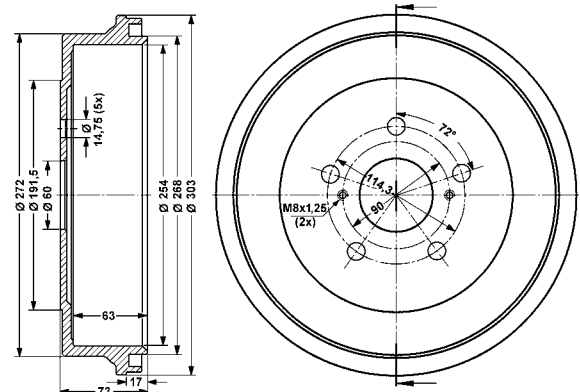
24.0225-4006.1 480096 Ø 254/255,6 x 61



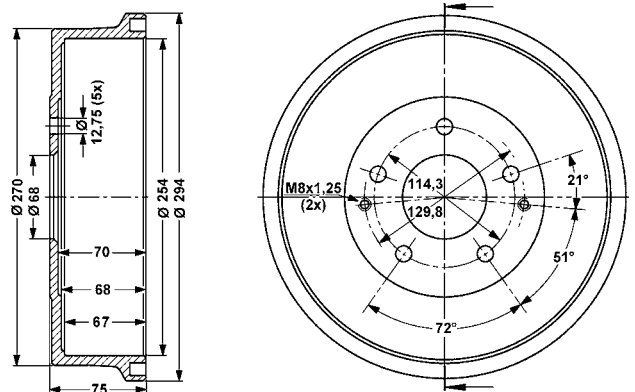
24.0225-4007.1 480112 Ø 254/255,5 x 61,5



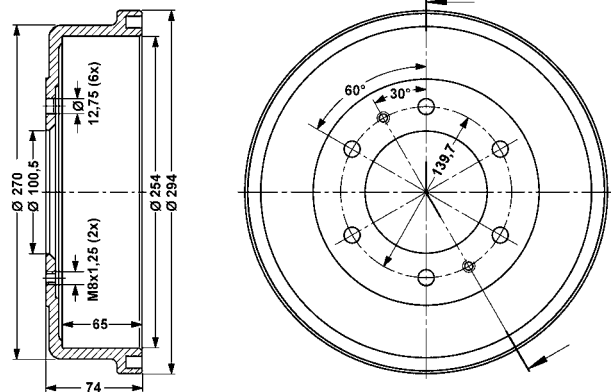
24.0225-4010.1 480126 Ø 254/256 x 63



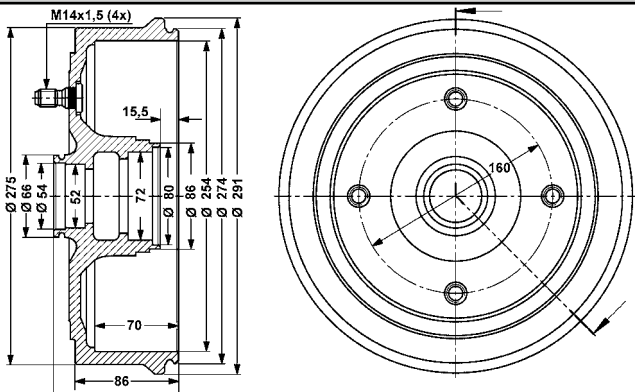
24.0225-4012.1 480153 Ø 254/255,5 x 67



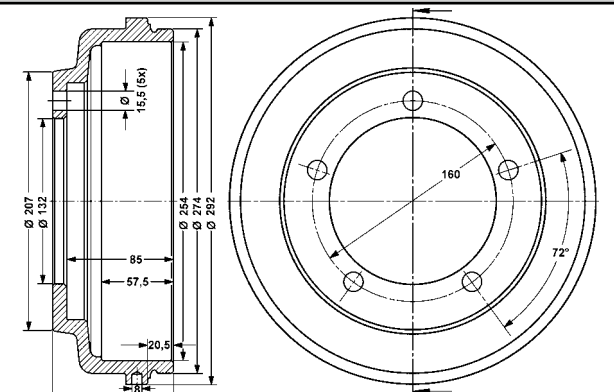
24.0225-4014.1 480155 Ø 254/255,5 x 65



24.0225-4015.2 480178 Ø 254/254,8 x 70



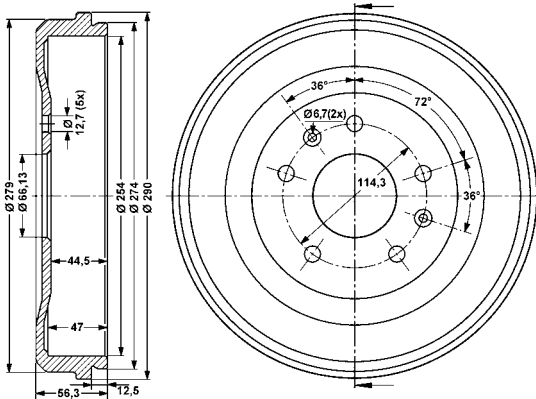
24.0225-4016.1 480171 Ø 254/256 x 57,5



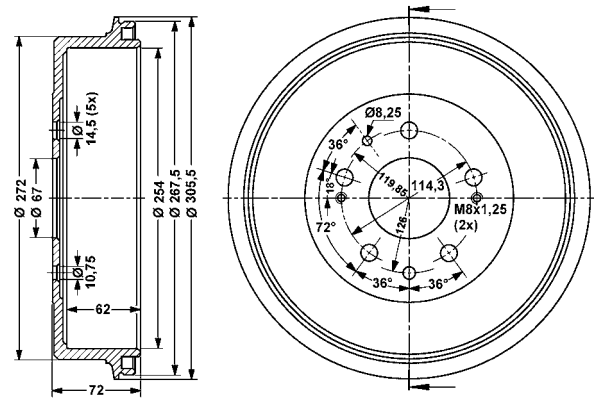
Abbildungen Bremstrommeln

Illustrations brake drums - Illustrazioni tamburi freno - Illustrations Tambours de frein - Ilustraciones tambores de freno

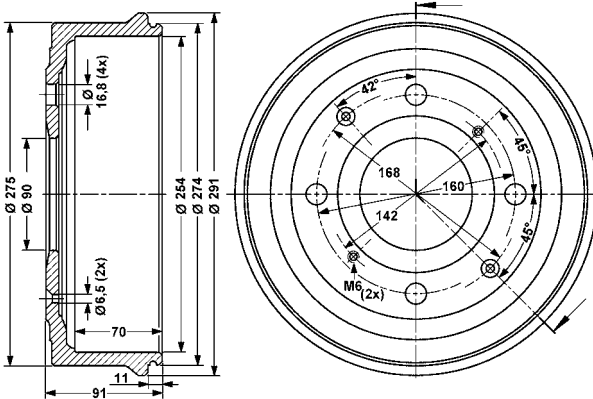
24.0225-4017.1 480182 Ø 254/255,5 x 47



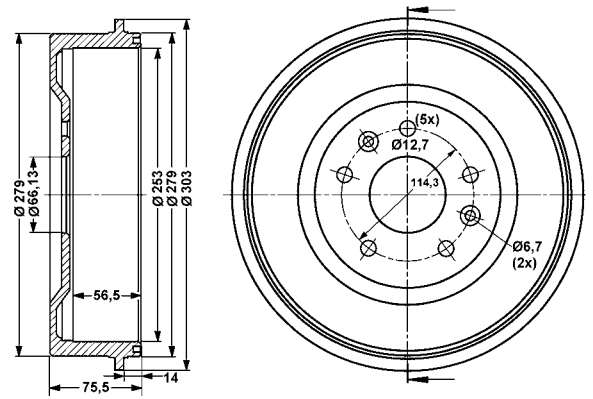
24.0225-4018.1 480197 Ø 254/256 x 62



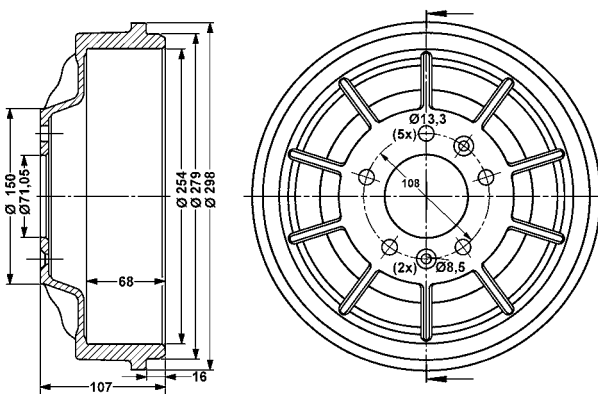
24.0225-4019.1 480305 Ø 254/254,8 x 70



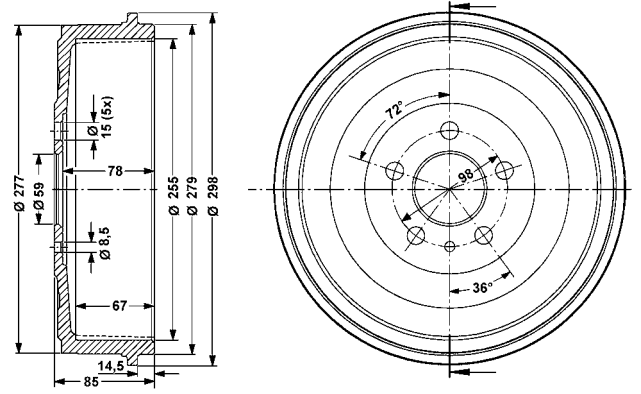
24.0225-4020.1 480310 Ø 254/255,5 x 56,5



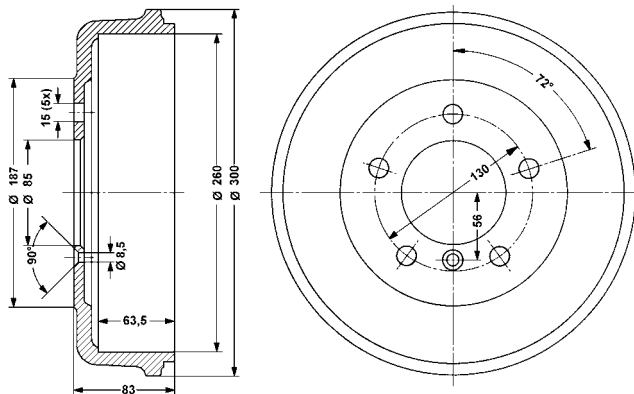
24.0225-4021.1 480311 Ø 254/256,2 x 68



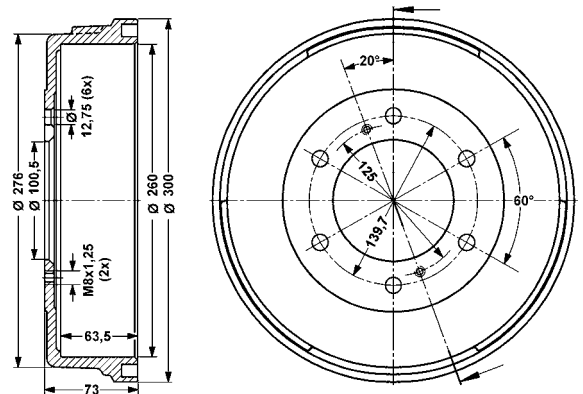
24.0225-5003.1 480066 Ø 255/256 x 67



24.0226-0001.1 480050 Ø 260/261 x 63,5



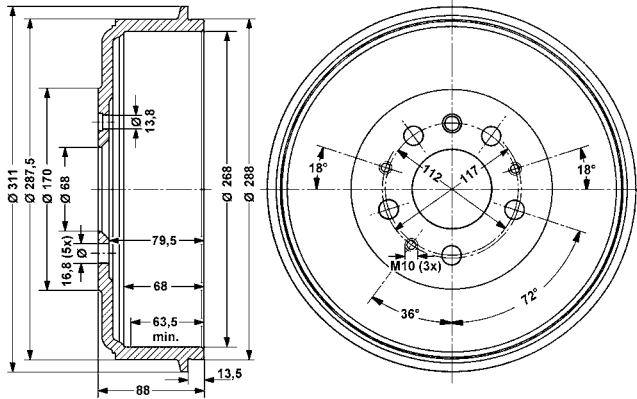
24.0226-0002.1 480115 Ø 260/261,5 x 63,5



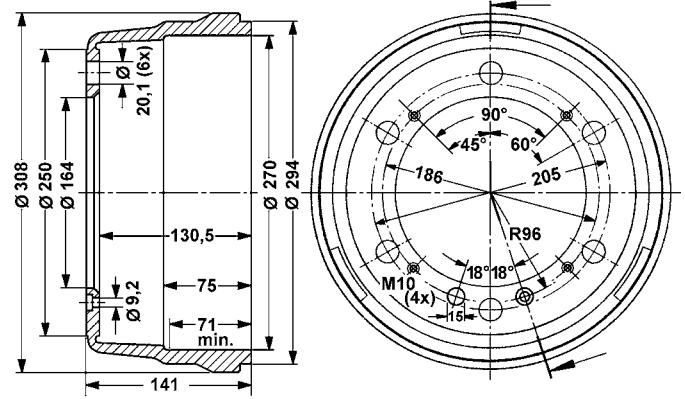
Abbildungen Bremstrommeln

Illustrations brake drums - Illustrazioni tamburi freno - Illustrations Tambours de frein - Ilustraciones tambores de freno

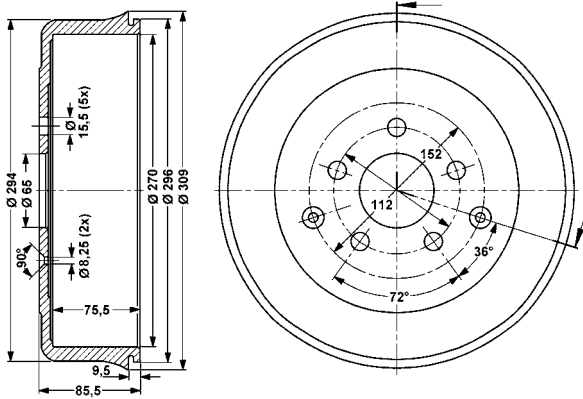
24.0226-8001.1 480051 Ø 268/269,5 x 63,5



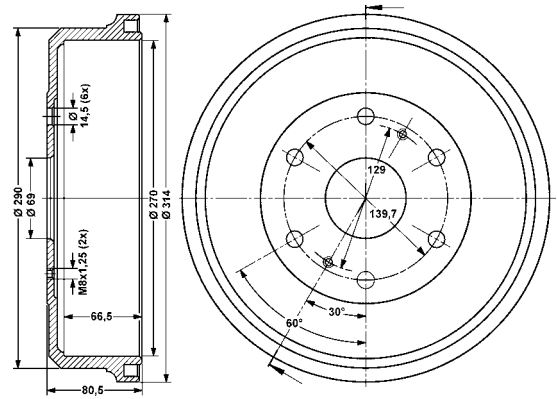
24.0227-0001.1 480052 Ø 270/271,5 x 71



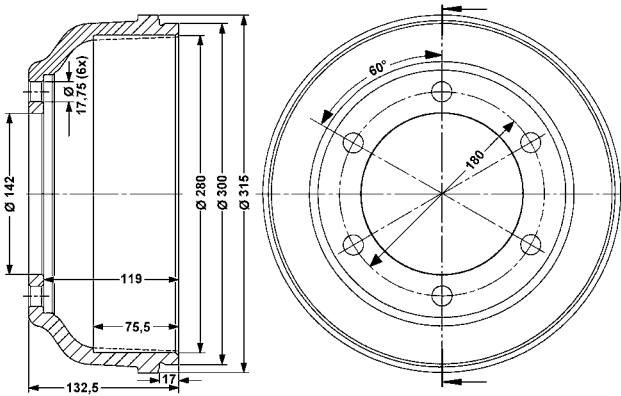
24.0227-0003.1 480145 Ø 270/271,5 x 75,5



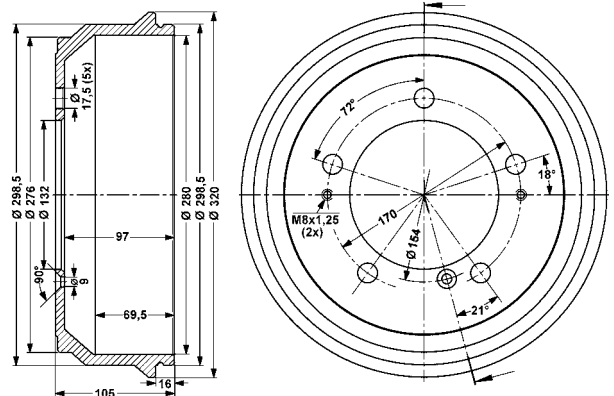
24.0227-0004.1 480303 Ø 270/272 x 66,5



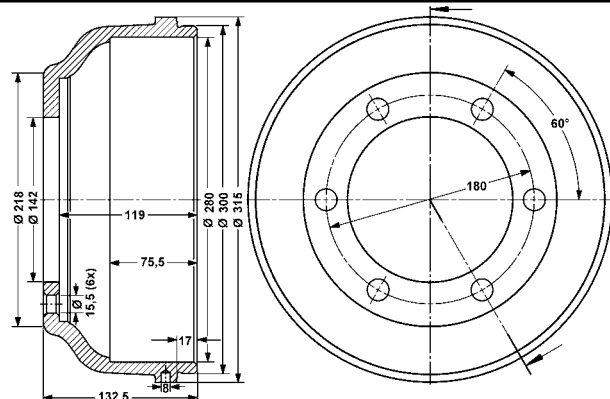
24.0228-0001.1 480068 Ø 280/282 x 75,5



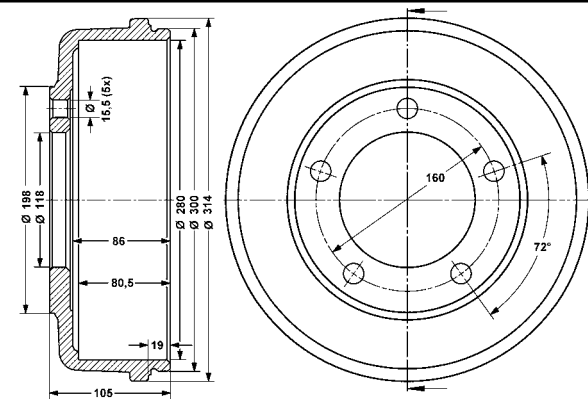
24.0228-0002.1 480159 Ø 280/282 x 69,5



24.0228-0003.1 480172 Ø 280/282 x 75,5



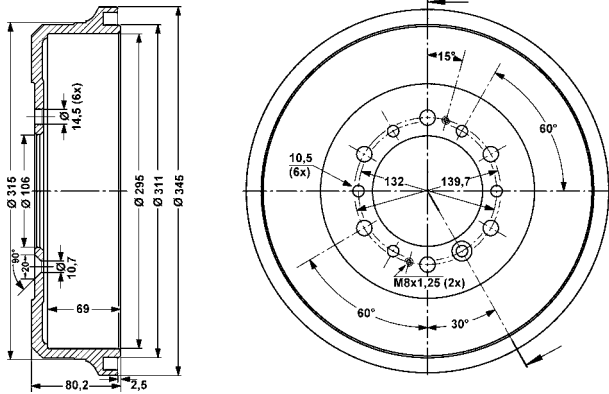
24.0228-0004.1 480173 Ø 280/282 x 80,5



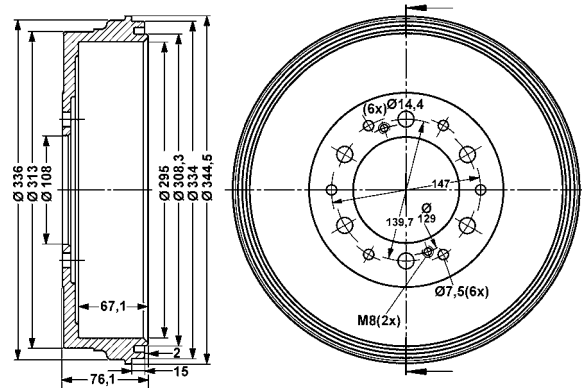
Abbildungen Bremstrommeln

Illustrations brake drums - Illustrazioni tamburi freno - Illustrations Tambours de frein -
 Ilustraciones tambores de freno

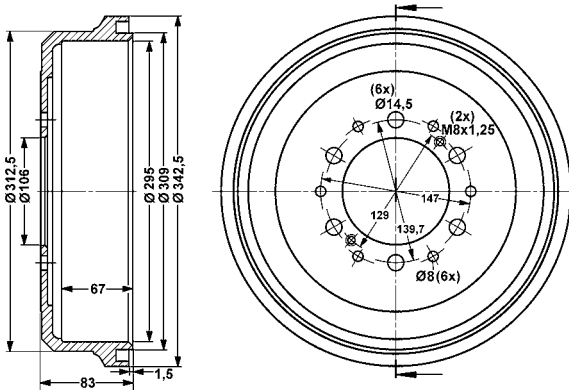
24.0229-5002.1 480156 Ø 295/297 x 69



24.0229-5003.1 480306 Ø 295/297 x 67



24.0229-5004.1 480312 Ø 295/297 x 67



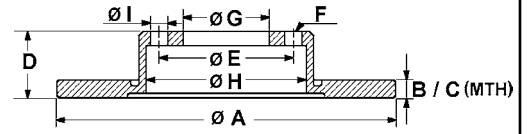


- Ⓓ Abmessungen Bremsscheiben
- Ⓔ Dimensions brake discs
- Ⓕ Dimensions Disques de frein
- Ⓖ Misura dischi freno
- Ⓔ Medidas disco de freno
- Ⓖ Afmetingen remschijven
- Ⓓ Mål på bremseskiver
- Ⓔ Dimensioner bromsskivor
- Ⓖ Féktárcsák méretei
- Ⓖ Dimensões dos discos dos travões
- Ⓖ Размеры тормозных дисков
- Ⓖ Rozměry brzdových kotoučů
- Ⓖ Wymiary tarcz hamulcowych
- Ⓖ ϕιαστάσεις δίσκων φρένων
- Ⓖ Fren disk ölçümleri
- Ⓖ 制动盘测湏
- Ⓖ 寸法 ブレーキディスク
- Ⓖ مقاييس أقراص المكابح

Abmessungen Bremsscheiben

Dimensions brake discs - Misure dischi freno -

Dimensions Disques de frein - Medidas disco de freno



S Fixierschraube - fixing screw - vite di riparazione - vis de fixation - tornillo que fija

B beschichtet - coated - rivestito - revêtu - recubierto

HC hochgekohlt - high carbon - ad alto tenore di carbonio - à haute teneur en carbone - altamente carbonizado

L legiert - alloyed - alligato/legato - allié - aleado

V ventiliert - ventilated - ventilato - ventilé - ventilado

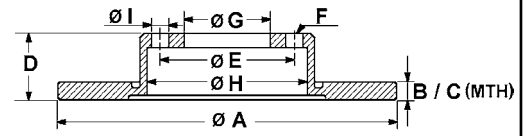
● gelocht - perforated - perforato - poinçonné - perforado

		S	B	H	C	L	V	A	B	C	D	E	F	G	H	I	OE - #	
24.0107-0100.1	407100							244,0	7,0	6,3	47,0	108,0	6	86,7	128,0	9,5	CITROEN	95 599 322
24.0107-0104.1	407104							178,0	7,0	6,3	14,5	63,0	4	45,6	85,5	9,4	CITROEN	2G 5 448 826 V 5 448 826
24.0107-0105.2	407105							224,0	7,0	5,0	56,5	108,0	4	71,0	133,0	13,0	CITROEN	95 582 061 95 661 849
24.0107-0108.1	407108							234,0	7,0	6,0	39,5	100,0	4	68,0	140,0	12,8	NISSAN	43206-58Y01
24.0107-0109.1	407109							240,0	7,0	6,0	41,0	100,0	4	61,0	140,0	12,6	NISSAN	43206-5F001
24.0108-0100.1	408100							239,0	8,0	7,0	44,0	100,0	4	65,0	124,5	12,9	AUDI/VW	861 615 301 B
24.0108-0104.1	408104	S	B					238,0	8,2	7,0	41,0	100,0	4	61,0	129,5	12,4	RENAULT	77 01 204 285
24.0108-0105.1	408105							247,5	8,0	6,5	20,3	108,0	4	71,0	133,0	13,0	PEUGEOT	4246 H0
24.0108-0106.1	408106	S	B					247,0	8,0	6,0	25,3	108,0	4	71,1	133,5	13,0	CITROEN	4249 F5
																	PEUGEOT	4249 F5
24.0108-0107.1	408107	S	B					238,0	8,0	6,0	29,0	98,0	3	57,0	124,5	13,0	CITROEN	95 027 199 95 661 810
																	PEUGEOT	4246 G0
24.0108-0108.1	408108		B					238,0	8,0	7,0	74,6	100,0	4	52,0	52,3	M12x1,5	RENAULT	77 00 780 077 77 00 780 078 77 00 829 553 77 01 204 293 77 01 204 294 77 01 204 523 77 01 204 901
24.0108-0109.1	408109							238,0	8,0	7,0	74,6	100,0	4	52,0	52,3	M12x1,5	RENAULT	77 00 805 006 77 00 805 148 77 01 204 302 77 01 204 303
24.0108-0111.1	408111		B					258,0	8,0	7,0	55,3	112,0	5	67,0	164,0	13,0	MERCEDES BENZ	168 423 02 12
24.0108-0113.1	408113	S	B					258,0	8,0	7,0	57,3	112,0	5	67,0	164,0	15,0	MERCEDES BENZ	169 423 03 12
24.0108-0114.2	408114							240,0	8,0	7,0	80,6	100,0	4	52,3	55,0	M12x1,5	RENAULT	77 01 207 823
24.0109-0100.2	409100							249,0	9,0	7,0	69,2	108,0	4	56,0	62,0	M12x1,25	CITROEN	4249 32
																	PEUGEOT	4249 19 4249 32
24.0109-0101.1	409101							267,0	9,4	7,5	65,3	108,0	4	70,0	160,0	12,8	ALFA ROMEO	60516948
24.0109-0103.1	409103		B					278,0	9,0	7,3	58,5	112,0	5	67,0	164,0	15,0	MERCEDES BENZ	129 423 00 12
24.0109-0108.1	409108							244,5	9,0	7,0	43,8	86,0	3	62,0	109,0	10,0	CITROEN	75 485 825
24.0109-0111.1	409111	S	B					239,0	9,0	8,0	47,6	100,0	4	61,0	155,0	13,0	HONDA	42510-SR3-A11 42510-SR3-J00
24.0109-0114.1	409114	S	B					278,0	9,0	7,3	55,5	112,0	5	67,0	164,0	13,2	CHRYSLER	5098 066AA
																	MERCEDES BENZ	203 423 01 12 210 423 01 12 210 423 04 12 210 423 09 12
24.0109-0120.1	409120	S	B					258,0	9,0	7,3	55,5	112,0	5	67,0	164,0	12,8	MERCEDES BENZ	202 423 00 12
24.0109-0121.2	409121							224,0	9,0	8,0	63,2	108,0	5	71,0	135,0	13,0	CITROEN	4246 T3 95 661 814
24.0109-0122.1	409122		B					224,0	9,0	7,0	57,5	108,0	4	71,1	132,7	13,0	CITROEN	95 667 811
24.0109-0123.1	409123	S	B					230,0	9,0	7,0	40,6	100,0	5	65,0	125,8	15,6	AUDI/SEAT/SKODA/VW	1J0 615 601 C 1J0 615 601 P
24.0109-0124.1	409124		B					232,0	9,0	7,0	39,5	100,0	4	65,0	125,0	13,6	SEAT/VW	6N0 615 601 A 6N0 615 601 B
24.0109-0125.1	409125							228,0	9,0	8,0	39,5	100,0	4	60,0	127,0	13,5	VOLVO	3432618 3450386
24.0109-0127.1	409127							231,0	9,0	8,0	34,5	100,0	4	65,0	125,0	13,0	MAZDA	B4Y2-26-251C
24.0109-0128.1	409128							242,0	9,0	8,0	36,4	100,0	4	54,0	130,9	14,5	TOYOTA	42431-12090 42431-12120
24.0109-0129.1	409129							258,0	9,0	8,0	44,5	114,3	4	68,0	154,0	12,8	NISSAN	43206-42R05
24.0109-0130.1	409130							258,0	9,0	7,5	43,5	108,0	4	68,0	160,7	15,5	SAAB	8970717
24.0109-0131.1	409131		B					251,0	9,0	8,0	34,5	100,0	4	55,0	125,0	13,0	MAZDA	BB4C-26-251C BR74-26-251A
24.0109-0132.1	409132							282,0	9,0	7,5	61,0	114,3	5	70,0	170,0	12,6	HONDA	42510-SP0-000 42510-SX0-000
24.0109-0133.1	409133	S	B					239,0	8,9	7,0	33,4	100,0	5	65,0	132,5	15,8	AUDI/VW/SKODA	1J0 615 601 D
24.0109-0136.1	409136	B	HC					280,0	9,0	8,0	38,0	112,0	3	58,0	153,5	12,5	SMART	000 4341 V002 000000
24.0109-0137.1	409137	S	B					247,0	9,0	8,0	35,0	108,0	4	71,1	133,0	13,0	CITROEN	4246 X8 4259 53 4249 90
																	PEUGEOT	4246 W9 4259 52 4249 90
24.0109-0138.1	409138		B					258,0	9,0	8,0	55,5	100,0	4	55,0	172,0	14,5	TOYOTA	42431-02070
24.0109-0139.1	409139		B					269,0	9,0	8,0	56,0	100,0	4	55,0	173,0	14,5	TOYOTA	42431-12250 42431-52050 42431-47020

Abmessungen Bremsscheiben

Dimensions brake discs - Misure dischi freno -

Dimensions Disques de frein - Medidas disco de freno



S Fixierschraube - fixing screw - vite di riparazione - vis de fixation - tornillo quejija

B beschichtet - coated - rivestito - revêtu - recubierto

HC hochgekohlt - high carbon - ad alto tenore di carbonio - à haute teneur en carbone - altamente carbonizado

L legiert - alloyed - alligato/legato - allié - aleado

V ventiliert - ventilated - ventilato - ventilé - ventilado

● gelocht - perforated - perforato - poinçonné - perforado

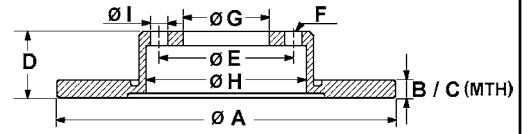
		S	B	HC	L	V	A	B	C	D	E	F	G	H	I	OE - #
24.0109-0140.1	409140		B				279,0	9,0	8,0	55,5	100,0	4	55,0	172,0	14,5	TOYOTA 42431-02080 42431-02081
24.0109-0141.1	409141	S					260,0	9,0	8,0	42,3	114,3	4	64,1	157,0	12,6	HONDA 42510-S30-900
24.0109-0142.1	409142		B				278,0	9,0	7,0	24,7	100,0	4	55,0	147,0	14,3	DAIHATSU 42431-0D060 TOYOTA 42431-0D060
24.0109-0143.1	409143	S					260,0	9,0	8,0	48,2	100,0	4	61,0	156,0	13,0	HONDA 42510-S5A-A00
24.0109-0144.1	409144	S	B				282,0	9,0	8,0	58,3	114,3	5	64,1	170,0	12,5	HONDA 42510-S9A-N00
24.0109-0145.1	409145						260,0	9,0	8,0	48,1	114,3	4	64,1	157,0	12,6	HONDA 42510-S84-A50
24.0109-0146.1	409146		B				270,0	9,0	7,3	53,3	100,0	5	57,5	172,0	14,5	CHRYSLER 4509 553 4509 553AB 4509 553AC
24.0109-0147.1	409147						258,0	9,0	8,0	46,5	114,3	5	68,0	154,0	12,5	NISSAN 43206-74F00
24.0109-0148.1	409148						269,0	9,0	8,0	65,0	100,0	5	55,0	170,0	14,5	TOYOTA 42431-20360
24.0109-0150.2	409150						249,0	9,0	8,0	67,1	108,0	4	55,9	60,0	M12x1,25	CITROEN 4246 Z9 4249 34 4246 Z9
24.0109-0151.1	409151	S	B				304,5	9,0	7,5	61,0	114,3	5	64,1	200,0	12,8	PEUGEOT 42510-SCA-E50
24.0109-0152.1	409152		B				303,0	9,0	8,0	62,1	114,3	5	62,0	190,0	14,5	HONDA 42431-42041
24.0109-0154.1	409154	S	B				278,0	9,0	7,3	57,5	112,0	5	67,0	164,0	15,0	MERCEDES BENZ 204 423 05 12
24.0109-0155.1	409155		B				259,0	9,0	7,5	30,5	114,3	5	62,0	156,0	14,8	TOYOTA 42431-02190 42431-12260
24.0109-0156.1	409156		B				259,0	9,0	7,5	30,0	100,0	4	55,0	156,0	14,5	ASTON MARTIN 42431-52080 TOYOTA 42431-52080
24.0109-0157.1	409157		B				291,5	9,0	8,0	62,0	114,3	5	68,0	172,0	12,7	NISSAN 43206-JD00A
24.0109-0158.1	409158	S	B				260,0	9,0	8,0	42,2	114,3	5	64,2	140,5	12,6	HONDA 42510-SMG-E20 42510-SNA-A00
24.0109-0159.1	409159		B				266,0	9,0	8,0	36,2	100,0	4	55,0	131,0	14,5	TOYOTA 42431-12150 42431-12170
24.0109-0160.1	409160		B				278,0	9,0	8,0	43,1	114,3	5	62,0	169,0	12,7	SUZUKI 55611-80J10
24.0109-0161.1	409161		B				282,0	9,0	7,5	61,1	114,3	5	64,2	170,0	12,6	HONDA 42510-SZ3-J00
24.0109-0162.1	409162	S	B				260,0	9,0	8,0	31,1	100,0	4	61,0	142,4	12,6	HONDA 42510-TM8-G00
24.0109-0163.1	409163		B				259,0	9,0	7,5	30,2	100,0	5	55,0	156,2	14,5	SUBARU 4243112310 TOYOTA 42431-12310
24.0109-0167.1	409167		B				278,0	9,0	8,0	43,2	114,3	5	62,0	169,0	14,0	FIAT 71750932 SUZUKI 55611-55L00 55611-80J01
24.0109-0169.1	409169	S	B				282,0	9,0	8,0	48,7	114,3	5	64,2	157,0	12,5	HONDA 42510-TA0-A01
24.0109-0170.1	409170		B				259,0	9,0	7,5	40,8	100,0	5	55,0	156,0	16,5	TOYOTA 42431-5Z150
24.0109-0709.1	409709						260,0	9,0	8,0	48,1	114,3	5	64,1	157,0	12,6	HONDA 42510-S87-A00
24.0109-0711.1	409711		B				269,0	9,0	7,5	56,0	100,0	5	55,0	173,0	14,5	TOYOTA 42431-20420 42431-47030
24.0110-0109.1	410109						240,0	10,0	8,4	58,5	80,0	4	63,0	106,0	10,2	BMW 34 11 1 117 422
24.0110-0110.1	410110						272,0	9,5	7,9	61,5	120,0	5	75,0	160,0	14,5	BMW 34 21 1 163 132
24.0110-0111.1	410111		B				226,0	10,0	8,0	71,2	100,0	4	39,8	121,4	M12x1,5	SEAT/VW 357 615 601 VOLKSWAGEN 6N0 615 601
24.0110-0115.1	410115		B				253,0	10,2	8,9	33,0	108,0	4	63,5	155,0	13,7	FORD 1514237 4083484 5022666 5030658
24.0110-0116.1	410116		B				245,0	10,0	8,0	46,5	112,0	5	68,0	135,5	15,4	AUDI 443 615 601 B
24.0110-0117.1	410117	S	B	HC			300,0	10,0	8,4	61,0	120,0	5	75,0	180,0	14,5	BMW 34 21 1 162 305
24.0110-0118.1	410118			HC			300,0	9,9	8,4	67,9	120,0	5	75,0	180,0	14,5	BMW 34 21 1 165 259
24.0110-0136.1	410136						215,0	10,0	8,0	33,0	102,0	4	86,0	106,0	M10x1,25	SUZUKI 55511-82001
24.0110-0139.1	410139						228,0	10,0	9,0	38,5	99,0	6	83,0	102,5	M8	RENAULT 77 01 466 540
24.0110-0142.1	410142						278,0	9,5	8,0	83,8	130,0	4	39,8	160,0	M14x1,5	VOLKSWAGEN 113 407 075 311 405 583 A
24.0110-0144.1	410144						261,0	9,9	8,0	82,1	100,0	4	39,8	160,0	M12x1,5	OPEL/VAUXHALL 5 69 204/90348319
24.0110-0147.1	410147						280,0	10,0	8,4	68,1	120,0	5	75,0	160,0	14,5	BMW 34 21 1 165 255
24.0110-0148.1	410148						221,0	10,0	8,7	42,0	108,0	4	72,0	131,0	13,4	FORD 1575877 5022650 5022651 6119634
24.0110-0150.1	410150		B				258,0	10,0	8,4	60,0	100,0	4	62,0	160,8	14,5	BMW 34 21 6 755 407
24.0110-0151.1	410151	S	B				239,0	10,0	8,0	38,9	100,0	4	65,0	124,5	13,6	AUDI/SEAT/VW 811 615 301
24.0110-0152.1	410152	S					236,0	10,0	7,0	41,0	100,0	4/6	60,0	123,0	14,0	OPEL/VAUXHALL 5 69 028/90008003
24.0110-0154.1	410154						245,0	10,0	8,0	59,5	112,0	5	68,0	135,8	15,4	AUDI 437 615 601
24.0110-0166.1	410166						250,0	9,9	8,0	21,0	80,0	6	62,0	134,0	8,5	ALFA ROMEO 60526121
24.0110-0174.1	410174						284,0	10,0	8,4	61,0	120,0	5	75,0	180,0	14,5	BMW 34 21 1 162 968
24.0110-0176.1	410176						284,0	10,0	8,4	68,0	120,0	5	75,0	180,0	14,5	BMW 34 21 1 163 150
24.0110-0178.1	410178		B				245,0	10,0	8,0	59,5	108,0	4	68,0	135,8	15,4	AUDI 443 615 601
24.0110-0179.1	410179						250,0	9,9	8,0	21,0	80,0	6	62,0	134,0	10,5	ALFA ROMEO 60533971



Abmessungen Bremsscheiben

Dimensions brake discs - Misure dischi freno -

Dimensions Disques de frein - Medidas disco de freno



S Fixierschraube - fixing screw - vite di riparazione - vis de fixation - tornillo quefija

B beschichtet - coated - rivestito - revêtu - recubierto

HC hochgekohlt - high carbon - ad alto tenore di carbonio - à haute teneur en carbone - altamente carbonizado

L legiert - alloyed - alligato/legato - allié - aleado

V ventiliert - ventilated - ventilato - ventilé - ventilado

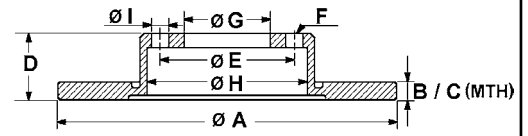
● gelocht - perforated - perforato - poinçonné - perforado

		S	B	H	C	L	V	A	B	C	D	E	F	G	H	I	OE - #	
24.0110-0181.1	410181							259,0	10,0	8,0	72,0	114,3	5	48,0	58,0	12,5	FORD MAZDA	E92Z2C026A GJ25-26-251 GJ25-26-251A GJ25-26-251B GW55-26-251
24.0110-0182.1	410182		B					245,0	10,0	8,0	40,1	108,0	4	68,0	135,5	15,4	AUDI	8A0 615 601
24.0110-0183.1	410183							266,0	10,0	8,0	27,0	108,0	4	66,0	133,2	13,0	CITROEN PEUGEOT	95 661 746 4246 A9
24.0110-0185.1	410185		S	B				279,0	10,0	8,3	71,7	112,0	5	67,0	160,0	15,0	MERCEDES BENZ	126 423 00 12
24.0110-0186.1	410186							252,7	10,2	8,9	33,0	112,0	5	63,5	155,0	13,7	FORD	5027464 5027465
24.0110-0187.1	410187		S	B				247,0	10,0	9,0	34,2	108,0	4	66,0	133,0	13,0	CITROEN PEUGEOT	95 661 748 4246 A5 4249 95
24.0110-0189.1	410189							281,0	9,6	8,4	73,2	108,0	5	68,0	160,0	16,5	VOLVO	270736
24.0110-0190.1	410190							251,5	10,0	9,0	50,7	98,0	4	59,0	127,5	13,0	ALFA/FIAT/LANCIA	46758715 46831042 82434070 71738913
24.0110-0191.1	410191							270,0	10,0	8,0	67,0	110,0	5	65,5	160,0	14,0	FIAT OPEL/VAUXHALL	5 69 101/90272328
24.0110-0192.1	410192							289,8	10,0	9,0	46,0	140,0	5	107,0	177,0	13,0	SUZUKI	55211-80000
24.0110-0193.1	410193							239,5	10,2	8,7	58,1	108,0	4	63,5	136,0	13,7	FORD	5022947 5024744
24.0110-0196.1	410196							239,7	10,0	8,0	43,0	108,0	4	63,6	136,0	13,8	FORD	5022652 5022653
24.0110-0197.1	410197							238,0	10,0	9,0	29,0	98,0	3	57,0	124,3	12,8	CITROEN	95 638 635 95 661 848
24.0110-0198.1	410198							258,0	10,0	9,0	29,0	98,0	3	57,0	124,3	13,0	CITROEN	95 669 226
24.0110-0199.1	410199							247,0	10,0	8,0	34,3	108,0	4	71,0	133,0	13,0	PEUGEOT	4246 G9
24.0110-0200.1	410200							245,0	10,0	8,0	65,5	108,0	4	68,0	135,5	15,4	AUDI	443 615 601 E
24.0110-0201.1	410201							245,0	10,0	8,0	64,2	112,0	5	68,0	135,5	15,4	AUDI/SKODAVW	4A0 615 601 A
24.0110-0202.1	410202		S	B	HC			280,0	10,0	8,4	60,0	120,0	5	75,0	160,8	14,5	BMW	34 21 1 165 457
24.0110-0203.1	410203							226,0	10,0	8,0	71,2	100,0	5	39,8	50,2	M14x1,5	SEAT/VW	357 615 601 B
24.0110-0204.1	410204							260,0	10,0	8,0	69,2	100,0	4	57,0	160,0	14,0	OPEL/VAUXHALL	5 69 206/90421872
24.0110-0205.1	410205							270,0	9,9	8,0	77,0	100,0	4	57,0	160,0	14,0	OPEL/VAUXHALL	5 69 102/90297932
24.0110-0206.1	410206							265,0	10,0	8,0	53,0	108,0	5	68,0	160,0	16,0	VOLVO	1359290
24.0110-0207.1	410207							245,0	10,0	8,0	46,5	108,0	4	68,0	135,5	15,4	AUDI	443 615 601 A
24.0110-0208.1	410208							247,0	10,0	9,0	32,5	98,0	3	57,0	124,5	13,0	CITROEN	95 661 811 96 047 276
24.0110-0209.1	410209							251,4	10,0	9,0	50,5	98,0	5	59,0	127,5	13,0	ALFA/FIAT/LANCIA	7789267 60569164 60653479 60658566 60801787 82439939 82440275
24.0110-0210.1	410210							245,0	10,0	8,0	83,6	112,0	5	45,2	135,5	M14x1,5	AUDI	8D0 615 601 B
24.0110-0211.1	410211		S	B	HC			272,0	10,0	8,4	78,0	120,0	5	75,0	160,8	14,5	BMW	34 21 6 758 552
24.0110-0212.1	410212							238,5	10,0	8,0	48,1	100,0	4	61,0	154,5	13,0	HONDA	42510-SE0-010 42510-SH3-G00 42510-SK3-305 42510-SK3-E00
24.0110-0213.1	410213							270,0	10,0	8,6	62,6	108,0	4	63,5	180,0	13,7	ROVER	GBD90817 EGP1254
24.0110-0214.1	410214							295,0	9,6	8,4	72,0	108,0	5	68,0	178,0	14,5	FORD	5025951
24.0110-0215.1	410215							258,0	10,0	9,0	45,0	114,3	4	68,0	154,0	12,6	VOLVO	271794
24.0110-0216.1	410216							295,0	9,6	8,4	72,0	108,0	4	68,0	178,0	14,5	NISSAN	43206-99J01
24.0110-0217.1	410217							290,0	10,0	8,3	55,5	112,0	5	67,0	164,0	13,3	VOLVO	271497
24.0110-0218.1	410218							295,0	10,0	8,0	56,0	98,0	5	59,0	180,0	15,0	MERCEDES BENZ	210 423 06 12 210 423 10 12
24.0110-0219.1	410219							265,0	10,5	9,5	44,3	100,0	4	66,0	149,6	13,5	CITROEN FIAT/LANCIA PEUGEOT	4246 J6 9566928380 4246 J5
24.0110-0220.1	410220							265,0	10,5	9,5	44,3	108,0	5	66,0	149,6	14,5	RENAULT	77 01 205 844
24.0110-0223.1	410223							268,0	10,0	8,0	45,8	112,0	5	68,2	154,5	16,8	RENAULT FORD	77 01 205 845 1001094 1045995
24.0110-0224.1	410224							245,0	10,0	8,0	48,0	112,0	5	68,0	135,5	15,4	SEAT/VW AUDI/VW	7M0 615 601 C 8D0 615 601 A 8E0 615 601 A
24.0110-0225.1	410225							270,0	10,0	8,0	69,3	100,0	4	57,0	160,0	14,0	OPEL/VAUXHALL	5 69 209/90512909
24.0110-0226.1	410226							286,0	10,0	8,0	69,3	110,0	5	65,5	160,0	14,0	OPEL/VAUXHALL SAAB	5 69 210/90512910 4565693 5391578

Abmessungen Bremsscheiben

Dimensions brake discs - Misure dischi freno -

Dimensions Disques de frein - Medidas disco de freno



S Fixierschraube - fixing screw - vite di riparazione - vis de fixation - tornillo quefija

B beschichtet - coated - rivestito - revêtu - recubierto

HC hochgekohlt - high carbon - ad alto tenore di carbonio - à haute teneur en carbone - altamente carbonizado

L legiert - alloyed - alligato/legato - allié - aleado

V ventiliert - ventilated - ventilato - ventilé - ventilado

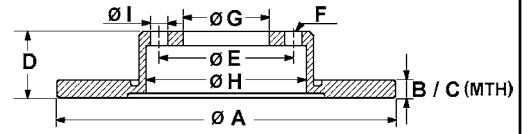
● gelocht - perforated - perforato - poinçonné - perforado

		S	B	HC	L	V	A	B	C	D	E	F	G	H	I	OE	#
24.0110-0227.1	410227	S	B	HC			298,0	10,0	8,4	61,0	120,0	5	75,0	185,0	14,5	BMW	34 21 1 163 835 34 21 6 767 049
24.0110-0228.1	410228	S	B	HC L			280,0	10,0	8,0	65,2	112,0	5	67,0	178,0	15,0	MERCEDES BENZ	638 423 01 12
24.0110-0229.1	410229		B				260,0	10,0	8,4	41,0	114,3	4	90,0	154,0	12,6	MITSUBISHI	MB699288 MR249356 MR913846 30872940
24.0110-0230.1	410230		B				290,5	10,0	8,0	60,0	108,0	4	71,0	185,0	13,0	VOLVO PEUGEOT	4246 L7 4246 T6 4246 T7
24.0110-0231.1	410231						290,0	10,0	8,0	40,0	108,0	5	71,0	185,0	13,0	PEUGEOT	4246 F1 4246 K9
24.0110-0232.1	410232	S	B				239,0	9,9	8,0	33,6	100,0	4	65,0	125,0	13,8	SEAT/VW	6N0 615 301
24.0110-0233.1	410233	S	B				260,0	10,0	8,0	48,7	114,3	4	64,1	155,0	12,8	HONDA	42510-SN7-000 42510-SV1-A00 42510-SV4-A00 GBD90835
24.0110-0234.1	410234		B				261,0	10,0	8,0	40,0	114,3	5	72,0	142,5	13,0	ROVER FORD MAZDA	3415598 GA5Y-26-251C GA5Y-26-251D GA7Y-26-251 GA8Y-26-251 GTYP-26-251C
24.0110-0235.1	410235						211,0	10,0	9,0	35,0	88,0	4	70,0	98,0	M10x1,25	DAIHATSU	43512-87216-000
24.0110-0236.1	410236						222,0	10,0	8,0	66,5	114,3	4	45,3	50,3	12,6	MAZDA	B107-26-251
24.0110-0237.1	410237						266,0	10,0	8,5	65,8	100,0	5	58,0	170,0	12,8	SUBARU	26310AA051 26700FE010 26710AC020 26700FE080
24.0110-0238.1	410238						265,0	10,0	8,4	49,0	114,3	4	90,0	154,0	12,6	MITSUBISHI	MB500555 MB500556
24.0110-0239.1	410239						213,5	9,6	8,6	61,2	73,0	4	55,6	85,0	3/8"	AUSTIN/ROVER	GBD90806
24.0110-0240.1	410240						262,0	10,0	8,4	60,1	114,3	4	90,0	168,0	12,6	MITSUBISHI	MB668083 MB857978
24.0110-0241.1	410241						269,0	10,0	9,0	64,5	100,0	5	54,0	188,5	14,5	TOYOTA	42431-20160
24.0110-0242.1	410242		B				290,0	10,0	8,0	46,2	139,5	5	107,0	182,5	13,0	SUZUKI	55211-60A00
24.0110-0243.1	410243						265,0	10,0	8,4	49,0	114,3	5	90,0	154,0	12,6	MITSUBISHI	MB587433
24.0110-0244.1	410244						258,0	10,0	9,0	45,0	114,3	5	68,0	154,0	12,6	NISSAN	43206-88E03
24.0110-0249.1	410249						260,0	10,0	8,0	69,2	110,0	5	65,5	160,0	14,3	OPEL/VAUXHALL	5 69 105/90509590
24.0110-0250.1	410250	S	B				264,0	9,8	8,0	42,0	110,0	5	65,5	145,0	14,0	SAAB	4241477
24.0110-0251.1	410251	S	B				240,0	9,8	8,0	42,0	100,0	4	57,0	140,8	14,0	OPEL/VAUXHALL	5 69 109/9117772
24.0110-0253.1	410253	S	B				270,0	10,0	8,0	77,0	110,0	5	65,5	160,1	12,8	OPEL/VAUXHALL	5 69 111/9196587
24.0110-0255.1	410255						260,0	10,0	8,0	43,1	114,3	4	64,1	158,8	12,5	OPEL/VAUXHALL	5 69 207/90442651
24.0110-0256.1	410256						259,0	10,0	8,0	72,0	114,3	5	47,9	63,9	12,5	HONDA	42510-SG9-000 42510-SG9-010 GBD90802
24.0110-0258.1	410258		B				245,0	10,0	8,0	54,1	112,0	5	68,0	135,5	15,3	ROVER	MAZDA
24.0110-0259.1	410259		B				255,0	10,0	8,0	54,1	112,0	5	68,0	144,5	15,3	AUDI	G311-26-251A GM09-26-251B
24.0110-0260.1	410260		B				255,0	10,0	8,0	48,1	112,0	5	68,0	144,5	15,3	AUDI	4B0 615 601
24.0110-0261.1	410261		B				245,0	10,0	8,0	40,0	112,0	5/9	68,0	135,5	15,3	AUDI	4B0 615 601 A 4B0 615 601 B 8E0 615 601 B 8E0 615 601 P
24.0110-0262.1	410262						300,0	10,0	8,4	95,0	120,0	5	75,0	180,0	14,5	BMW	34 21 1 158 576
24.0110-0263.1	410263						258,0	10,0	8,4	74,5	100,0	4	62,0	161,0	14,5	BMW	34 21 1 163 145
24.0110-0264.1	410264		B				258,0	10,0	8,0	40,4	114,3	4	76,0	154,0	12,6	HYUNDAI	58411-29310
24.0110-0265.1	410265						261,0	10,0	8,0	53,0	114,3	5	66,0	156,5	13,0	MAZDA	G0YD-26-251A
24.0110-0266.1	410266						236,0	10,0	8,4	41,0	100,0	4	64,0	144,0	12,6	MITSUBISHI	MB857763 MR249357
24.0110-0267.1	410267						260,0	10,0	8,0	43,2	114,3	4	64,1	159,0	12,6	HONDA	42510-SD4-000 42510-SS0-000 42510-SS0-J00
24.0110-0268.1	410268		B				240,0	10,2	8,2	40,5	100,0	4	57,0	126,0	14,0	OPEL/VAUXHALL	5 69 112/9196592
24.0110-0269.1	410269		B				261,0	10,0	8,0	39,9	100,0	4	55,0	124,3	13,0	MAZDA	B26Y-26-251
24.0110-0270.1	410270		B				280,0	10,0	8,0	61,9	100,0	5	64,0	161,0	15,0	ROVER	GBD90847 SDB000870 SDB101100
24.0110-0271.1	410271		B				259,0	10,0	8,4	44,1	100,0	4	64,2	163,0	16,0	MINI	34 21 1 503 070 34 21 6 774 987
24.0110-0272.1	410272						290,0	10,0	8,0	51,0	108,0	5	71,0	185,0	13,0	PEUGEOT	4246 V7
24.0110-0273.1	410273	S	B	HC			272,0	10,0	8,4	83,0	120,0	5	75,0	161,0	14,5	BMW	34 21 1 164 399
24.0110-0274.1	410274	S	B				286,0	10,0	8,0	69,0	110,0	5	65,5	160,0	14,0	SAAB	5391537 12763591

Abmessungen Bremsscheiben

Dimensions brake discs - Misure dischi freno -

Dimensions Disques de frein - Medidas disco de freno



S Fixierschraube - fixing screw - vite di riparazione - vis de fixation - tornillo quefija L legiert - alloyed - alligato/legato - allié - aleado ● gelocht - perforated - perforato - poinçonné - perforado
 B beschichtet - coated - rivestito - revêtu - recubierto V ventiliert - ventilated - ventilato - ventilé - ventilado
 HC hochgekohlt - high carbon - ad alto tenore di carbonio - à haute teneur en carbone - altamente carbonizado

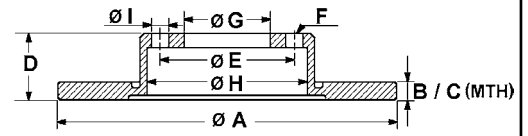
		S	B	H	C	L	V	A	B	C	D	E	F	G	H	I	OE - #
24.0110-0275.2	410275							226,0	10,0	8,0	71,5	100,0	4	39,9	121,5	M12x1,5	SEAT/VW VOLKSWAGEN 357 615 601 6N0 615 601
24.0110-0276.2	410276							226,0	10,0	8,0	71,5	100,0	5	39,9	121,5	M14x1,5	SEAT/VW 357 615 601 B
24.0110-0277.1	410277	S	B					253,0	10,0	8,0	51,6	112,0	5/9	65,0	140,0	15,3	AUDI/SEAT/SKODA/VW 1K0 615 601 K 1K0 615 601 AB
24.0110-0278.1	410278	S	B					300,0	10,0	8,3	68,3	112,0	5	67,0	180,0	15,3	MERCEDES BENZ 000 423 10 12 211 423 07 12
24.0110-0279.1	410279	S	B					260,0	10,0	8,0	48,7	114,3	5	64,2	157,0	12,6	HONDA 42510-S5T-E00
24.0110-0280.1	410280	S	B					296,0	10,0	8,0	57,7	112,0	5	67,0	186,0	15,0	MERCEDES BENZ 639 423 01 12
24.0110-0281.1	410281							262,0	9,5	8,4	60,1	114,3	5	90,0	168,0	12,6	DAEWOO MR493489
24.0110-0282.1	410282							258,0	10,3	8,0	64,7	114,3	5	57,0	168,0	13,0	ALFA ROMEO 96219485
24.0110-0283.1	410283		B					276,0	10,0	9,0	45,7	98,0	5	59,0	138,0	13,2	46469908 46542702
24.0110-0284.1	410284		B					271,0	10,0	9,0	60,7	100,0	5	55,0	151,0	14,5	TOYOTA 42431-05040
24.0110-0285.1	410285		B					278,0	10,0	9,0	45,0	114,3	5	68,0	154,0	12,5	NISSAN 43206-4U101 43206-4U103
24.0110-0286.1	410286		B					284,0	10,0	8,4	61,0	114,3	5	76,0	190,0	12,6	HYUNDAI 58411-3A300 KIA 58411-3A300
24.0110-0287.1	410287	S	B	HC				280,0	10,0	8,4	75,0	120,0	5	75,0	160,8	14,7	BMW 34 21 6 766 225
24.0110-0289.1	410289		B					265,0	10,0	8,0	71,0	108,0	5	68,0	160,1	16,0	VOLVO 271895
24.0110-0290.1	410290		B					276,0	10,0	9,0	51,5	108,0	5	59,0	138,0	14,7	ALFA/LANCIA 82488240
24.0110-0291.1	410291	S	B					264,0	10,0	8,0	42,0	100,0	4	57,0	145,0	14,0	OPEL/AUXHALL 5 69 116/93176548
24.0110-0292.1	410292		B					283,0	10,0	8,0	62,0	108,0	5	68,0	190,0	16,0	VOLVO 272248
24.0110-0293.1	410293		B	HC L				290,0	10,0	8,3	57,0	112,0	5	67,0	164,0	13,2	MERCEDES BENZ 129 423 04 12
24.0110-0295.1	410295		B					260,0	10,0	8,0	63,7	114,3	4	64,1	155,0	12,7	HONDA 42510-S1A-E10
24.0110-0298.1	410298							258,0	10,0	8,0	45,3	114,3	5	76,0	154,0	12,6	HYUNDAI 58411-2C000
24.0110-0299.1	410299							305,0	10,0	8,5	75,2	127,0	5	72,2	194,5	15,5	JEEP 5209 8666
24.0110-0300.1	410300							270,0	10,0	8,0	61,0	100,0	4	57,0	180,0	13,0	KIA 0K20H-26-251
24.0110-0301.1	410301		B					261,0	10,0	8,0	39,9	100,0	4	57,0	142,8	13,0	KIA 0K2AA-26-251B
24.0110-0302.1	410302		B					280,0	10,0	8,0	40,2	114,3	5	72,0	142,0	13,0	MAZDA GF3Y-26-251A GFYY-26-251 N123-26-251 NF47-26-251
24.0110-0304.1	410304		B					250,0	10,0	8,0	38,6	114,3	4	69,0	147,0	12,6	MITSUBISHI 4605A076
24.0110-0305.1	410305		B					288,0	10,0	8,5	64,9	100,0	5	55,0	170,0	14,5	SMART 454 420 00 72
24.0110-0307.1	410307		B					276,0	10,0	8,0	34,9	100,0	4	55,0	125,0	13,0	TOYOTA 42431-20430
24.0110-0308.1	410308	S	B					261,0	10,0	8,0	40,0	114,3	4	72,0	142,5	13,0	MAZDA N06Y-26-251B N0YY-26-251B
24.0110-0310.1	410310		B					261,0	10,0	8,0	40,0	114,3	4	72,0	142,5	13,0	KIA 0K9AA-26-251 0K9AA-26-251A 0K9AA-26-251B 0K9AA-26-251C
24.0110-0311.1	410311		B					278,0	10,0	9,0	45,0	114,3	4	68,0	154,0	12,6	NISSAN 43206-99J04
24.0110-0312.1	410312		B					280,0	10,0	9,0	56,0	100,0	5	55,0	173,0	14,7	TOYOTA 42431-05030
24.0110-0313.1	410313		B					262,0	10,0	8,4	64,0	100,0	4	62,5	168,0	12,6	HYUNDAI/KIA 58411-1C800
24.0110-0314.1	410314		S	B	HC			280,0	10,2	8,9	33,0	108,0	4	63,5	155,0	13,7	FORD 4411312
24.0110-0315.1	410315		S	B	HC			280,0	10,0	8,4	65,5	120,0	5	75,0	160,8	14,5	BMW 34 21 6 855 001
24.0110-0316.1	410316		B					296,0	10,4	8,9	65,5	120,0	5	75,0	160,8	14,5	BMW 34 21 4 031 725 34 21 6 764 649 34 21 6 855 002
24.0110-0317.1	410317		B					288,0	10,0	8,5	69,8	114,3	5	62,0	190,0	14,5	LEXUS 42431-48041
24.0110-0318.1	410318		B					262,0	10,0	8,4	61,0	114,3	4	76,0	168,0	12,8	HYUNDAI 58411-38310
24.0110-0319.1	410319		B					262,0	10,0	8,4	61,0	114,3	5	76,0	168,0	12,6	KIA 58411-3C000
24.0110-0320.1	410320		B					295,0	10,0	8,8	88,0	120,7	5	73,8	180,0	13,4	HYUNDAI 58411-39600
24.0110-0321.1	410321		B					290,0	10,0	8,5	56,8	114,3	5	62,0	180,0	14,5	KIA 58411-39600
24.0110-0322.1	410322		B					262,0	10,0	8,0	61,0	114,3	5	76,0	168,0	12,6	KIA 58411-39600
24.0110-0323.1	410323		B					262,0	10,0	8,4	61,0	114,3	5	76,0	168,0	12,6	JAGUAR JLM 10601 JLM 12424 JLM 1830
24.0110-0324.1	410324		B					290,0	10,0	8,5	56,8	114,3	5	62,0	180,0	14,5	TOYOTA 42431-0F010
24.0110-0325.2	410325		B					260,0	10,0	8,0	49,0	114,3	5	64,2	140,4	12,6	HONDA 42510-SEA-E00 42510-SEA-E50
24.0110-0326.1	410326		B					264,0	10,0	8,0	40,5	100,0	4/6	60,0	136,8	14,0	FIAT 55700592 55700593
24.0110-0327.1	410327		B					234,0	10,0	8,0	37,5	100,0	4	62,5	142,0	12,6	HYUNDAI 58411-0X500
24.0110-0328.1	410328		B					270,0	10,0	9,0	80,7	100,0	4	55,0	52,3	M12x1,5	RENAULT 77 01 207 898
24.0110-0329.1	410329	S	B					260,0	10,0	8,0	48,5	100,0	4	61,0	148,5	12,6	MG SDB000290
24.0110-0330.1	410330		S	B				300,0	10,0	8,3	57,5	112,0	5	67,0	164,0	15,3	MERCEDES BENZ 204 423 15 12
			S	B				302,0	10,0	8,0	61,0	114,3	5	64,1	200,0	12,5	HONDA 42510-SWW-G01 42510-T1G-G00
			B					302,0	10,0	8,4	58,7	114,3	5	80,0	190,0	12,6	CITROEN 4249 62
																	MITSUBISHI 4615A035
																	PEUGEOT 4249 F4



Abmessungen Bremsscheiben

Dimensions brake discs - Misure dischi freno -

Dimensions Disques de frein - Medidas disco de freno



S Fixierschraube - fixing screw - vite di riparazione - vis de fixation - tornillo quejija

B beschichtet - coated - rivestito - revêtu - recubierto

HC hochgekohlt - high carbon - ad alto tenore di carbonio - à haute teneur en carbone - altamente carbonizado

L legiert - alloyed - alligato/legato - allié - aleado

V ventiliert - ventilated - ventilato - ventilé - ventilado

● gelocht - perforated - perforato - poinçonné - perforado

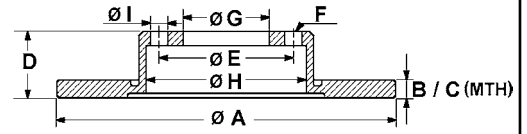
		S	B	HC	L	V	A	B	C	D	E	F	G	H	I	OE - #	
24.0110-0331.1	410331		B	HC			280,0	9,6	8,0	38,0	112,0	3	58,0	153,5	12,5	SMART	451 421 01 12
24.0110-0332.1	410332		B				262,0	10,0	8,0	61,1	114,3	5	76,0	168,0	12,5	HYUNDAI KIA	58411-1H300 58411-1H100 58411-1H300
24.0110-0333.1	410333		B				280,0	10,0	8,5	59,2	114,3	5	62,0	173,0	14,7	TOYOTA	42431-05050
24.0110-0334.1	410334		B				258,0	10,0	8,0	41,4	114,3	4	76,0	154,0	13,0	KIA	58411-2F100
24.0110-0335.1	410335		B				291,0	10,0	8,5	61,3	114,3	5	62,0	190,0	14,5	LEXUS	43431-30280
24.0110-0336.1	410336		B				284,0	10,0	8,4	54,5	114,3	5	76,0	190,0	12,6	HYUNDAI/KIA	58411-3L000
24.0110-0337.1	410337		B				270,0	9,9	8,0	36,8	114,3	5	62,0	166,0	14,8	TOYOTA	42431-02170 42431-12280
24.0110-0338.1	410338		B				262,0	10,0	8,4	61,0	114,3	5	76,0	168,0	12,5	HYUNDAI	58411-2H300
24.0110-0339.1	410339		S	B			278,0	10,0	8,0	42,0	110,0	5/7	65,5	149,0	14,0	OPEL/VAUXHALL	5 69 122/93184247
24.0110-0340.1	410340		S	B			258,0	10,5	8,0	57,2	114,3	4	60,0	168,0	12,6	CHEVROLET DAEWOO	96549630 96549630
24.0110-0346.1	410346		B				298,0	10,0	8,5	64,4	114,3	5	62,0	190,0	14,5	TOYOTA	42431-28130
24.0110-0347.1	410347		B				264,0	10,0	8,0	40,5	110,0	5	70,0	136,8	14,0	OPEL/VAUXHALL	5 69 418/93190227
24.0110-0349.1	410349		B				251,0	10,0	9,0	40,5	98,0	4	59,0	128,0	13,2	ALFA ROMEO	51805559 51813705 51865104 51865132
24.0110-0350.1	410350		B				269,0	10,0	9,0	64,7	100,0	5	55,0	170,0	14,5	TOYOTA	42431-20320
24.0110-0351.1	410351		S	B	HC L		300,0	10,0	8,3	58,3	112,0	5	67,0	180,0	15,3	MERCEDES BENZ	230 423 07 12
24.0110-0352.1	410352		B	HC L			299,0	10,4	8,5	67,6	139,5	6	105,6	190,0	16,0	SSANG YONG	4840105101 4840105110
24.0110-0356.1	410356		S	B			272,0	9,7	8,0	48,2	112,0	9	65,0	174,5	15,3	AUDI/SEAT/SKODA/VW	1K0 615 601 AA
24.0110-0357.1	410357		B				258,0	10,0	8,0	40,5	114,3	5	76,0	154,0	12,5	HYUNDAI/KIA	58411-1P300
24.0110-0358.1	410358		S	B			280,0	10,0	8,4	50,2	120,0	5	79,0	151,8	16,5	MINI	34 21 9 811 539
24.0110-0359.1	410359		S	B			264,0	10,0	8,0	40,5	110,0	5/5	70,0	136,8	14,0/11,0	ALFA ROMEO	51806283 51815313
24.0110-0360.1	410360		B				302,0	10,0	8,4	60,1	114,3	5	80,0	168,0	12,6	CITROEN MITSUBISHI PEUGEOT	16 062 920 80 4615A121 16 062 920 80
24.0110-0361.1	410361		B				302,0	10,0	8,4	61,3	114,3	5	80,0	168,0	12,6	CHRYSLER/ JEEP FIAT LANCIA	4743 999AA K04743999AA K04743999AA
24.0110-0362.1	410362		B				262,0	10,0	8,4	63,8	114,3	5	76,0	168,0	12,6	KIA	58411-2K300
24.0110-0363.1	410363		B				262,0	10,0	8,4	60,2	114,3	5	80,0	168,0	12,6	CHRYSLER JEEP	5105 515AA 5105 515AA
24.0110-0364.1	410364		B				279,0	10,0	8,5	30,6	100,0	5	55,0	155,8	14,5	LEXUS	42431-52160
24.0110-0366.1	410366		B				286,0	10,0	8,5	63,5	100,0	5	58,0	190,0	13,0	SUBARU	26700FG000
24.0110-0368.1	410368		B				262,0	10,0	8,4	45,9	114,3	5	76,0	162,3	12,5	HYUNDAI	58411-3X300
24.0110-0700.1	410700						269,0	10,0	9,0	64,8	114,3	5	62,0	170,0	14,5	TOYOTA	42431-33010
24.0110-0704.1	410704		B				262,0	10,0	8,4	60,1	114,3	5	90,0	168,0	12,5	MTSUBISHI	MB895200 MB928716
24.0110-0712.1	410712		B				288,0	10,0	8,5	60,0	114,3	5	62,0	170,0	14,5	LEXUS	42431-33080 42431-33140
24.0110-0714.1	410714						258,0	10,3	8,0	64,7	100,0	4	57,0	168,0	13,0	CHEVROLET DAEWOO	96312560 96312560
24.0110-0728.1	410728		B				273,8	10,0	8,5	67,5	100,0	5	58,0	170,0	13,0	SUBARU	26700-AG001
24.0111-0100.2	411100						300,0	11,0	9,5	84,7	108,0	5	62,0	52,3	M14x1,5	RENAULT	82 00 649 353
24.0111-0101.2	411101						274,0	10,9	9,5	82,2	108,0	5	62,0	52,3	M12x1,5	RENAULT	82 00 655 249
24.0111-0115.1	411115		B				252,5	10,0	9,0	65,0	98,0	4	68,0	118,0	13,0	LADA	2101-3103002 2101-3501070
24.0111-0116.1	411116						238,0	11,0	8,0	55,5	92,0	4	73,0	112,5	10,5	OPEL/VAUXHALL	5 69 041/90272326
24.0111-0119.1	411119		B				240,5	11,0	9,2	40,0	98,0	4	59,0	123,0	13,0	ALFA/FIAT/LANCIA	7663465 7685656 46403960 51876438 60811879 71769481 71772238 1715410 BS51-1125-AA
24.0111-0120.1	411120						269,5	10,5	9,5	65,9	114,3	4	86,0	145,0	13,6	SAAB	8904575
24.0111-0122.1	411122						255,0	10,5	9,5	30,6	100,0	4	66,0	134,0	12,6	RENAULT	77 00 764 192 77 01 204 288
24.0111-0125.1	411125		B				230,0	11,0	8,4	43,8	114,3	4	67,4	142,0	12,6	HYUNDAI	51712-02110
24.0111-0129.1	411129						251,0	11,0	9,5	51,0	98,0	4	62,0	135,0	13,0	FIAT SEAT	4377102 SE022165002B
24.0111-0130.1	411130		B				227,0	10,8	9,0	45,8	98,0	4	62,0	117,0	13,0	AUTOB/FIAT/LANCIA SEAT	4385812 16500253 SE022165002A
24.0111-0133.1	411133		B				278,0	11,0	9,0	50,2	117,8	5	70,7	175,3	16,2	OPEL/VAUXHALL	5 69 110/9195294
24.0111-0137.1	411137		S	B			262,0	11,0	9,0	45,5	112,0	5	67,0	142,5	15,0	MERCEDES BENZ	201 421 12 12



Abmessungen Bremsscheiben

Dimensions brake discs - Misure dischi freno -

Dimensions Disques de frein - Medidas disco de freno



S Fixierschraube - fixing screw - vite di riparazione - vis de fixation - tornillo quejija

B beschichtet - coated - rivestito - revêtu - recubierto

HC hochgekohlt - high carbon - ad alto tenore di carbonio - à haute teneur en carbone - altamente carbonizado

L legiert - alloyed - alligato/legato - allié - aleado

V ventiliert - ventilated - ventilato - ventilé - ventilado

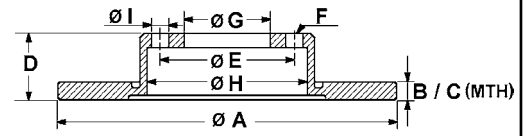
● gelocht - perforated - perforato - poinçonné - perforado

		S	B	HC	L	V	A	B	C	D	E	F	G	H	I	OE	#
24.0111-0139.1	411139						234,0	11,0	10,0	47,0	100,0	4	56,0	128,5	13,4	DAIHATSU	43512-87709-000 43512-87717-000 43512-87727-000
24.0111-0141.1	411141						256,0	10,8	8,0	41,1	100,0	6	60,0	123,0	14,3	OPEL/VAUXHALL	5 69 058/9117676
24.0111-0142.1	411142		B				240,5	11,0	9,2	40,0	98,0	5	59,0	123,0	13,0	ALFA ROMEO	60670804 71739571
24.0111-0144.1	411144		B				265,0	10,5	9,5	44,3	108,0	5	61,0	149,5	15,5	RENAULT	77 01 205 846
24.0111-0145.1	411145		B				302,0	10,9	9,0	50,8	108,0	5	63,5	177,6	15,8	FORD	1379931 1385590 1405500
24.0111-0146.1	411146		B				302,0	11,0	9,4	71,5	114,3	5	69,0	190,0	12,5	LAND ROVER	LR027123
24.0111-0147.1	411147		B				302,0	11,0	9,0	40,8	108,0	5	63,5	177,6	16,0	HYUNDAI	58411-2B000
24.0111-0148.2	411148						274,0	10,9	9,5	82,2	100,0	4	62,0	52,3	M12x1,5	VOLVO	30769059
24.0111-0149.1	411149						240,5	11,0	9,2	40,0	98,0	4	59,0	124,5	13,0	RENAULT	77 01 208 230
24.0111-0150.1	411150						257,0	10,5	9,5	35,3	100,0	4	61,0	134,0	12,6	ALFA ROMEO	60576335 60805117
24.0111-0151.1	411151		B				265,0	10,5	9,5	54,3	108,0	5	66,0	149,6	15,5	RENAULT	77 01 204 291 60 25 304 079 60 25 370 406
24.0111-0152.1	411152		B				240,0	11,0	8,0	41,0	100,0	4/6	60,0	126,0	14,5	OPEL/VAUXHALL	5 69 020/9195981
24.0111-0153.1	411153		B				300,0	11,0	9,3	58,5	112,0	5	67,0	180,0	15,0	MERCEDES BENZ	220 423 01 12
24.0111-0154.1	411154		B				278,0	11,0	9,0	53,7	108,0	5	63,5	146,0	13,7	FORD	4367107 4457989 4475316
24.0111-0155.1	411155		B				265,0	11,0	9,0	40,8	108,0	5	63,5	152,0	13,7	FORD	1223540 1253728 1373360 1575733 1748745
24.0111-0158.1	411158		B				280,0	11,0	9,0	41,0	108,0	5	63,5	192,0	13,7	FORD	9M51-2A315-BA 9M51-2A315-BB 1253962 1373361 1500156
24.0111-0159.1	411159		B				211,0	11,0	10,0	40,9	100,0	4	55,1	125,0	13,2	VOLVO	7M51-2A315-BA 30769113 31341645
24.0111-0160.1	411160		B				280,0	11,0	9,0	40,8	114,3	5	72,0	154,0	14,0	DAIHATSU	43512-97204-000 43512-97207-000 43512-B2100-000
24.0111-0164.1	411164		B				265,0	11,0	9,0	40,7	114,3	5	72,0	152,0	14,0	MAZDA	BP6Y-26-251D C25Y-26-251A C25Y-26-251B
24.0111-0165.1	411165		B				302,0	11,0	9,0	40,8	114,3	5	72,0	153,0	13,7	MAZDA	BP4Y-26-251C C24Y-26-251C
24.0111-0166.2	411166						274,0	10,9	9,5	82,2	100,0	4	62,0	52,3	M12x1,5	RENAULT	C26Y-26-251A 77 01 206 328
24.0111-0167.2	411167						300,0	11,0	9,5	84,7	108,0	5	62,0	52,3	M12x1,5	RENAULT	82 00 663 193
24.0111-0168.1	411168		B				297,0	11,0	9,0	58,5	114,3	5	62,0	180,0	14,5	TOYOTA	42431-0F020
24.0111-0169.1	411169		B				290,0	11,0	9,0	33,7	114,3	5	62,0	155,0	14,5	TOYOTA	42431-05070
24.0111-0170.1	411170		B	HC L			302,0	11,0	9,4	71,5	114,3	5	69,0	190,0	12,5	HYUNDAI	58411-2P000
24.0111-0171.1	411171		B				271,0	11,0	9,0	40,7	108,0	5	63,5	152,0	13,8	KIA	58411-2P000
24.0111-0172.1	411172		B				280,0	11,0	9,0	50,7	108,0	5	63,5	153,5	13,7	FORD	1704765 1683383
24.0111-0175.1	411175		S	B	HC		290,0	11,0	9,4	66,0	120,0	5	75,0	160,8	16,5	BMW	AV61-2A315-BA 34 21 6 792 225
24.0112-0102.1	412102						231,0	12,0	10,0	44,0	100,0	4	61,0	124,0	12,6	HONDA	45251-SB2-030 45251-SB2-732
24.0112-0106.1	412106		S	B			239,0	12,0	10,0	35,4	100,0	4	65,0	124,5	13,6	ROVER	DBP3169 GBD90810 GBD90818 GBD90827
24.0112-0111.1	412111						284,0	12,0	10,4	76,0	120,0	5	79,0	146,0	14,5	AUDI/SEAT/VW	321 615 301 175 615 301
24.0112-0112.1	412112						257,0	12,0	10,8	51,5	98,0	4	62,0	135,0	13,0	AUDI/VW	BMW 34 11 1 163 134
24.0112-0115.1	412115						239,8	12,0	11,0	35,0	96,0	4	76,0	128,8	8,3	FIAT/LANCIA	4448411
24.0112-0116.1	412116		S	B			238,0	12,0	10,5	41,0	100,0	4	61,0	129,5	13,5	NISSAN	40206-05A01
24.0112-0117.1	412117		S	B			284,0	12,0	10,0	46,5	112,0	5	67,0	154,3	15,0	DACIA	60 01 549 211 60 01 549 211
24.0112-0120.1	412120				HC		300,0	12,0	10,4	67,9	120,0	5	75,0	180,0	14,5	RENAULT	77 01 204 282
24.0112-0121.1	412121						214,0	12,0	10,0	43,2	100,0	4	59,0	125,5	12,5	MERCEDES BENZ	124 421 13 12
																BMW	34 21 1 165 257
																NISSAN	40206-01B00 40206-01B01

Abmessungen Bremsscheiben

Dimensions brake discs - Misure dischi freno -

Dimensions Disques de frein - Medidas disco de freno



S Fixierschraube - fixing screw - vite di riparazione - vis de fixation - tornillo quefija

B beschichtet - coated - rivestito - revêtu - recubierto

HC hochgekohlt - high carbon - ad alto tenore di carbonio - à haute teneur en carbone - altamente carbonizado

L legiert - alloyed - alligato/legato - allié - aleado

V ventiliert - ventilated - ventilato - ventilé - ventilado

● gelocht - perforated - perforato - poinçonné - perforado

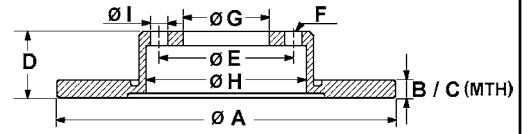
		S	B	HC	L	V	A	B	C	D	E	F	G	H	I	OE - #	
24.0112-0122.1	412122						240,0	12,0	10,8	46,5	98,0	4	59,0	127,5	13,0	AUTOB/FIAT/LANCIA	71738423
24.0112-0123.1	412123						240,3	12,0	11,0	45,1	100,0	4	61,0	126,5	12,6	NISSAN	40206-61A01 40206-61A11
24.0112-0124.1	412124	S	B	HC			302,0	12,0	10,4	76,0	120,0	5	79,0	149,0	14,5	BMW	34 11 1 161 693
24.0112-0125.1	412125		B				239,0	12,0	10,8	42,5	98,0	4	58,5	127,0	13,1	LADA	2108-3501070
24.0112-0126.1	412126	S	B				286,0	12,0	10,4	51,5	120,0	5	79,0	148,0	14,5	BMW	34 11 6 757 750
24.0112-0127.1	412127		B				257,5	12,0	10,2	40,5	98,0	4	59,0	123,0	13,0	ALFA/FIAT/LANCIA	7663466 46820655 51859075 51866265 60808872
24.0112-0128.1	412128	S	B				284,0	12,0	10,0	43,5	112,0	5	67,0	154,3	12,8	MERCEDES BENZ	202 421 02 12
24.0112-0129.1	412129			HC			290,0	12,0	9,8	60,0	112,0	5	67,0	164,0	17,0	MERCEDES BENZ	140 423 06 12
24.0112-0130.1	412130						272,0	11,0	9,9	50,5	140,0	5	108,0	157,0	14,5	LADA	2121-3501070
24.0112-0131.1	412131		B				286,0	12,0	10,0	69,5	110,0	5	65,5	160,0	14,0	OPEL/VAUXHALL	5 69 208/90444513
24.0112-0132.1	412132	S	B	HC			324,0	12,0	10,4	61,0	120,0	5	75,0	180,0	14,5	BMW	34 21 6 757 748
24.0112-0133.1	412133						253,8	12,0	10,5	54,2	108,0	5	66,0	134,0	14,7	RENAULT	77 01 467 307
24.0112-0134.1	412134						253,8	12,0	10,5	54,2	100,0	4	66,0	134,0	12,6	RENAULT	77 01 467 306
24.0112-0135.1	412135						260,0	12,0	10,8	40,0	100,0	4/6	61,0	127,0	13,0	VOLVO	3459661
24.0112-0136.2	412136						251,0	12,0	10,8	62,3	108,0	5	71,0	134,7	13,0	CITROEN	95 661 796
24.0112-0137.1	412137		B				234,0	12,0	10,0	45,2	100,0	4	59,0	129,5	12,5	NISSAN	40206-5F003
24.0112-0138.1	412138	S	B				280,0	12,0	10,0	40,4	112,0	5	68,2	153,0	16,5	VOLKSWAGEN	701 615 601 A 7D0 615 601 7D0 615 601 B
24.0112-0139.1	412139						214,0	12,0	10,0	46,2	100,0	4	61,0	126,6	12,6	NISSAN	40206-21B01
24.0112-0140.1	412140						238,0	12,0	11,0	48,2	100,0	4	54,1	127,0	14,5	TOYOTA	43512-12230 43512-12500
24.0112-0141.1	412141		B				239,5	12,0	10,0	42,9	108,0	4	63,5	136,0	13,7	FORD	1013581 1019598 1112542
																MAZDA	1E03-33-251 1E03-33-251A 1E04-33-251
24.0112-0142.1	412142	S	B	HC	L		258,0	12,0	10,0	96,7	130,0	5	85,0	160,0	15,0	MERCEDES BENZ	901 423 06 12 901 423 08 12
																VOLKSWAGEN	2D0 615 601 2D0 615 601 C
24.0112-0143.1	412143						251,0	12,0	10,8	62,4	108,0	4	71,1	135,0	13,0	CITROEN	4246 L6
24.0112-0144.1	412144	S	B	HC	L		260,0	12,0	10,0	40,4	112,0	5	67,0	145,0	13,3	MERCEDES BENZ	168 421 01 12
24.0112-0145.1	412145						265,6	12,0	10,6	48,0	139,7	6	96,5	171,6	12,6	ISUZU	8-94173-244-0 8-94173-244-2
24.0112-0147.1	412147						234,5	12,0	10,0	45,0	100,0	4	55,0	124,5	13,0	MAZDA	DB0Y-33-251
24.0112-0148.1	412148		B				255,0	12,0	10,0	40,0	112,0	5/9	68,0	144,5	15,3	AUDI	8E0 615 601 D 8E0 615 601 Q
24.0112-0149.1	412149		B				290,0	12,0	10,3	56,0	112,0	5	67,0	164,0	13,0	MERCEDES BENZ	210 423 05 12
24.0112-0150.1	412150		B				277,0	11,9	10,0	71,0	108,0	5	68,0	160,0	16,5	VOLVO	272301
24.0112-0151.1	412151		B				288,0	11,9	10,0	64,8	108,0	5	68,0	178,0	16,5	VOLVO	9434167
24.0112-0152.1	412152		B	HC			324,0	12,0	10,4	80,2	120,0	5	75,0	185,0	16,8	BMW	34 21 6 765 458
24.0112-0153.1	412153		B				247,0	12,0	10,5	44,0	100,0	4	60,0	125,0	12,8	OPEL/VAUXHALL	47 00 711/9193872
																SUZUKI	55311-83E00
24.0112-0154.1	412154		B				280,0	12,0	10,0	34,0	108,0	5	63,5	151,0	13,7	FORD	1376138 4176921 4179406
																JAGUAR	C2S 35271 C2S 42668 C2S 49730
24.0112-0155.1	412155	S	B				305,0	12,0	10,5	66,8	130,0	5	90,0	169,5	15,5	NISSAN	43206-00QAA
																OPEL/VAUXHALL	44 03 045/9111045
																RENAULT	77 00 314 107
24.0112-0156.1	412156		B				272,0	12,0	10,0	28,0	98,0	5	59,0	134,0	15,0	CITROEN	4249 C0
																FIAT/LANCIA	9464222687
																PEUGEOT	4249 C0
24.0112-0157.1	412157	S	B				278,0	11,9	10,0	41,4	110,0	5	65,5	145,2	14,0	FIAT	46836489
																OPEL/VAUXHALL	5 69 115/93171848
																SAAB	9156785 12762290
24.0112-0158.1	412158		B				256,0	12,0	10,0	48,6	112,0	5/9	65,0	140,0	15,3	AUDI/SKODA/VW	1K0 615 601 L 1K0 615 601 AC
24.0112-0159.1	412159		B				302,0	12,0	10,0	49,4	112,0	5/9	68,0	177,0	15,3	AUDI	4F0 615 601 E
24.0112-0160.1	412160		B				280,5	12,0	11,0	45,1	100,0	4	61,0	149,0	13,5	RENAULT	77 01 207 227
24.0112-0162.1	412162	S	B				290,0	12,0	10,0	35,0	108,0	5	71,1	151,2	13,0	CITROEN	4249 72 4249 C1 4246 P9 4249 C1



Abmessungen Bremsscheiben

Dimensions brake discs - Misure dischi freno -

Dimensions Disques de frein - Medidas disco de freno



S Fixierschraube - fixing screw - vite di riparazione - vis de fixation - tornillo quejija

B beschichtet - coated - rivestito - revêtu - recubierto

HC hochgekohlt - high carbon - ad alto tenore di carbonio - à haute teneur en carbone - altamente carbonizado

L legiert - alloyed - alligato/legato - allié - aleado

V ventiliert - ventilated - ventilato - ventilé - ventilado

● gelocht - perforated - perforato - poinçonné - perforado

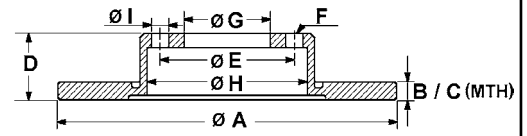
		S	B	HC	L	V	A	B	C	D	E	F	G	H	I	OE - #
24.0112-0164.1	412164						291,0	12,0	10,5	68,4	114,3	5	62,0	190,0	14,5	TOYOTA 42431-28091 42431-28120
24.0112-0165.1	412165		B				288,0	12,0	10,0	62,0	108,0	5	68,0	178,0	16,0	VOLVO 272429
24.0112-0166.1	412166		B				288,0	12,0	10,0	36,0	112,0	5	68,0	162,0	15,3	AUDI 8E0 615 601 M
24.0112-0167.1	412167		S	B	HC	L	276,0	12,0	10,0	44,5	112,0	5	67,0	145,0	15,3	MERCEDES BENZ 169 421 00 12
24.0112-0168.1	412168		S	B			354,0	11,9	10,4	74,9	120,0	5	79,0	210,0	16,6	LAND ROVER SDB000211
24.0112-0169.1	412169		S	B			282,0	12,0	10,0	48,6	112,0	5/9	65,0	159,0	15,3	AUDI/SKODA/VW 1K0 615 601 M 1K0 615 601 AD
24.0112-0170.1	412170		S	B			278,0	12,0	10,0	43,2	110,0	5	70,0	139,0	16,6	ALFA ROMEO 51760273 51767378
24.0112-0171.1	412171		S	B			259,0	12,0	10,6	40,9	100,0	4	61,0	130,0	13,5	DACIA 60 01 547 683 77 01 208 252
24.0112-0172.1	412172		S				282,0	12,0	10,0	58,5	114,3	5	64,2	170,0	12,8	RENAULT 60 01 547 683 77 01 208 252
24.0112-0173.1	412173		B				232,0	12,0	9,5	51,0	114,3	4	64,0	137,0	12,7	HONDA 42510-S7A-J50
24.0112-0174.1	412174		B				290,0	12,0	10,0	50,0	108,0	5	71,1	144,0	13,0	SUZUKI 55311-60B21 55311-60B22
24.0112-0175.1	412175		S	B			286,0	12,0	10,0	58,6	112,0	5	65,0	140,0	15,3	PEUGEOT 4249 14
24.0112-0176.1	412176		B		HC	L	302,0	12,0	10,0	42,4	112,0	5/9	68,0	176,5	15,3	AUDI 8J0 615 601 4F0 615 601 G
24.0112-0177.2	412177						280,0	12,0	10,0	102,2	118,0	5	68,0	64,5	M14x1,5	NISSAN 43206-00QAB 43206-00QAC 43206-00QAD
24.0112-0178.1	412178		S	B			300,0	12,0	10,0	36,4	112,0	5	68,0	169,0	15,3	OPEL/VAUXHALL 44 13 736/93161254
24.0112-0180.1	412180		B				302,0	12,0	10,0	69,2	108,0	5	63,5	178,0	15,8	RENAULT 77 11 130 076
24.0112-0183.1	412183		S	B			300,0	12,0	10,0	58,3	112,0	5	67,0	180,0	15,3	AUDI 8K0 615 601 B
24.0112-0184.1	412184		S	B			257,0	12,0	10,0	40,5	100,0	4/6	60,0	127,0	14,3	VOLVO 30769058
24.0112-0185.1	412185						324,0	11,9	10,4	69,5	139,6	6	96,3	210,0	12,5	MERCEDES BENZ 221 423 11 12
24.0112-0186.1	412186		B				302,0	12,0	10,0	66,0	108,0	5	63,6	185,0	15,7	FIAT 51806099
24.0112-0187.1	412187		S	B			292,0	12,0	10,5	48,0	120,0	5	67,4	171,5	16,3	51806103 55700398 55700918
24.0112-0188.1	412188		S	B			268,0	12,0	10,0	44,9	105,0	5	60,0	147,0	14,2	OPEL/VAUXHALL 5 69 022/93188916
24.0112-0189.1	412189		S	B			292,0	12,0	10,0	45,0	115,0	5	70,7	157,0	14,2	KIA 58411-4D000
24.0112-0190.1	412190		S	B	HC	L	305,0	12,0	10,0	71,5	130,0	5	91,0	167,5	17,0	LAND ROVER LR001018
24.0112-0191.1	412191		S	B	HC	L	305,0	12,0	10,0	71,4	130,0	5	90,0	167,0	15,5	OPEL/VAUXHALL 5 69 025/13501302 5 69 127/13502198
24.0112-0195.1	412195		B				278,0	12,0	11,0	46,0	114,3	5	62,0	169,2	12,8	SAAB 13502198
24.0112-0703.1	412703		B				306,6	12,0	10,5	63,2	114,3	5	62,0	190,0	14,5	CHEVROLET 13502135/13502136
24.0112-0707.1	412707						282,0	12,0	10,0	39,7	114,3	5	64,2	142,0	12,6	OPEL/VAUXHALL 5 69 072/13502135
24.0112-0714.1	412714		B				281,0	12,0	10,5	55,0	114,3	5	62,0	173,0	14,4	CHEVROLET 13502139
24.0113-0102.2	413102						272,0	12,7	10,7	68,5	108,0	4	82,0	126,5	M12x1,5	OPEL/VAUXHALL 5 69 071/13502138 5 69 075/13502137 5 69 085/13504280
24.0113-0105.1	413105						302,0	12,5	11,5	48,0	139,5	6	100,0	168,5	15,0	OPEL/VAUXHALL 44 21 080/93168847 44 19 362/93197406
24.0113-0111.1	413111						253,0	12,7	11,1	67,5	88,5	5	69,5	109,5	12,2	RENAULT 43 20 003 67R
24.0113-0112.1	413112						273,0	12,6	11,0	63,3	112,0	5	69,5	127,5	15,0	SUZUKI 55611-57L00
24.0113-0113.1	413113						273,5	12,6	11,0	63,3	112,0	5	80,0	127,5	15,0	LEXUS 42431-30260
24.0113-0117.1	413117						280,0	12,7	11,7	65,4	114,3	4	86,1	145,5	13,6	TOYOTA 42431-53011
24.0113-0118.1	413118						244,6	12,7	11,4	27,0	92,5	4	68,3	116,1	10,3	HONDA 42510-S2A-000
24.0113-0122.1	413122						247,6	12,7	11,4	26,9	92,5	4	68,3	118,1	10,5	TOYOTA 42431-42060
24.0113-0125.1	413125						246,0	12,7	9,7	55,5	92,0	4	73,0	114,0	10,5	ALFA ROMEO 60516371
24.0113-0126.1	413126						271,0	12,7	9,7	59,4	108,0	5	88,0	130,0	10,5	TOYOTA 43512-35070
24.0113-0128.1	413128						273,0	13,0	10,7	43,0	98,0	4	76,0	132,0	10,3	MERCEDES BENZ 110 421 01 12
24.0113-0132.1	413132						278,2	13,0	11,0	85,8	112,0	5	66,1	137,0	16,0	MERCEDES BENZ 115 421 11 12
24.0113-0137.1	413137		B				278,0	12,6	10,6	63,3	112,0	5	80,0	127,5	15,2	MERCEDES BENZ 115 421 13 12
24.0113-0138.1	413138						255,0	12,7	11,1	75,0	100,0	4	63,0	128,0	14,5	SAAB 32000298
24.0113-0139.1	413139						280,0	12,7	11,1	78,0	120,0	5	74,0	143,0	14,5	FORD 5022671 5023732
24.0113-0141.1	413141						280,0	12,7	11,7	47,4	114,3	4	86,0	147,5	11,0	FORD 5022829
24.0113-0142.1	413142						278,0	13,0	11,0	118,5	112,0	5	45,2	68,0	M14x1,5	HYUNDAI 58161-31000 58161-31010
24.0113-0159.1	413159						243,0	12,7	11,4	33,7	104,0	4	86,0	127,5	10,6	OPEL/VAUXHALL 5 69 026/90008001 5 69 027/90008002



Abmessungen Bremsscheiben

Dimensions brake discs - Misure dischi freno -

Dimensions Disques de frein - Medidas disco de freno



S Fixierschraube - fixing screw - vite di riparazione - vis de fixation - tornillo quejija

B beschichtet - coated - rivestito - revêtu - recubierto

HC hochgekohlt - high carbon - ad alto tenore di carbonio - à haute teneur en carbone - altamente carbonizado

L legiert - alloyed - alligato/legato - allié - aleado

V ventiliert - ventilated - ventilato - ventilé - ventilado

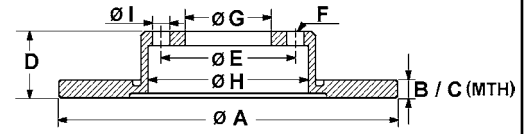
● gelocht - perforated - perforato - poinçonné - perforado

		S	B	HC	L	V	A	B	C	D	E	F	G	H	I	OE - #	
24.0113-0160.1	413160		B				256,0	13,0	11,0	46,5	108,0	4	68,0	135,5	15,4	AUDI	443 615 301
24.0113-0161.1	413161		S	B			236,0	12,7	9,7	41,0	100,0	4/6	60,0	123,0	14,0	OPEL/VAUXHALL	5 69 020/90008005 5 69 030/90008031 5 69 013/93182290
24.0113-0165.1	413165						219,0	13,0	11,0	37,0	94,0	4	75,0	119,0	10,5	KIA	KK150-33-251 MDA01-33-251
24.0113-0166.1	413166		B				256,0	13,0	11,0	56,5	108,0	4	68,0	134,5	15,4	MAZDA	DA01-33-251
24.0113-0167.1	413167		B				260,0	12,7	11,1	35,0	100,0	4	66,0	137,5	14,5	AUDI	895 615 301
24.0113-0168.1	413168						256,0	13,0	11,0	61,0	118,0	5	72,0	141,0	15,0	BMW	34 11 6 752 434
																CITROEN	75 685 01 ZF 07 568 501
																FIAT	4450931 7568501
																PEUGEOT	4246 85 4246 B3
24.0113-0169.1	413169						236,0	12,8	11,4	45,6	98,0	4	62,0	124,6	13,0	SKODA	115 430 210 115 430 211
24.0113-0170.1	413170						257,0	13,0	11,5	84,0	108,0	4	39,84	50,25	M14x1,5	PORSCHE	477 405 583 B
24.0113-0171.1	413171						239,0	12,6	9,0	46,0	98,0	4	58,5	128,0	13,0	ALFA ROMEO	60501453
24.0113-0172.1	413172						238,9	12,8	11,4	29,2	86,0	4	69,0	107,0	10,4	VOLVO	3210674
24.0113-0173.1	413173						239,5	12,7	11,4	58,1	108,0	4	63,5	136,0	13,7	FORD	5024745 6092165 6100043
24.0113-0174.1	413174						258,0	12,6	9,7	58,4	110,0	5	70,0	139,0	14,0	OPEL/VAUXHALL	5 69 040/90271135
24.0113-0178.1	413178		S	B			255,6	12,9	11,0	39,2	100,0	4	65,0	135,5	13,6	SEAT/VW	357 615 301
24.0113-0179.1	413179		B	HC			280,0	13,0	11,0	56,5	108,0	4	68,0	159,0	15,4	AUDI	8A0 615 301 8A0 615 301 D
24.0113-0181.1	413181		B	HC			280,0	13,0	11,0	46,5	112,0	5	68,0	159,0	15,4	AUDI	8D0 615 301 A
24.0113-0182.1	413182		B				236,0	12,8	11,4	45,7	100,0	4	62,0	125,5	14,8	SKODA/VW	6U0 615 301
24.0113-0183.1	413183						234,0	13,0	11,4	34,0	104,0	4	86,0	126,0	10,6	MITSUBISHI	MB618737
24.0113-0184.1	413184		S	B			266,0	13,0	11,0	27,2	108,0	4	66,0	133,0	13,0	CITROEN	4246 R4 4249 82 4246 R2
24.0113-0185.1	413185		S	B			247,5	13,0	11,0	34,2	108,0	4	66,0	133,0	13,0	CITROEN	4246 R9
																PEUGEOT	4246 R8 4249 A5
24.0113-0186.1	413186						234,0	13,0	11,4	45,0	100,0	4	64,0	126,0	12,6	MITSUBISHI	MB699281
																PROTON	MB699281
24.0113-0187.1	413187						277,0	12,5	11,5	29,5	118,0	5	96,0	142,0	10,6	DAIHATSU	43512-87607-000
24.0113-0188.1	413188						238,0	12,7	10,7	47,2	100,0	4	61,0	123,0	13,0	ROVER	GBD90819 GBD90829
24.0113-0189.1	413189		B				290,0	12,5	11,7	61,5	127,0	5	101,6	160,5	10,0	LAND ROVER	FRC9831 FTC1381
24.0113-0190.1	413190						240,0	12,8	11,6	43,0	95,2	4	66,0	122,0	13,0	ROVER	FAM8405 GBD90811 NAM8415
24.0113-0193.1	413193						236,0	12,8	11,4	48,9	100,0	4	62,0	124,7	13,0	SKODA	115 430 212
24.0113-0194.1	413194		B				294,0	13,5	11,5	41,0	112,0	5	68,2	165,0	16,5	FORD	1140278
																SEAT/VW	7D0 615 601 C
24.0113-0195.1	413195		B				236,0	12,6	9,7	35,4	102,0	4	86,0	107,5	M10x1,25	CHEVROLET	96284392 96455424 96284392
24.0113-0196.1	413196		B				290,0	12,5	11,3	56,0	114,3	5	72,0	180,0	14,5	DAEWOO	4721 023
																CHRYSLER	4721 023AF 4721 023AG
24.0113-0197.1	413197		B				304,5	12,6	11,7	62,8	120,0	5	70,0	161,5	14,3	LAND ROVER	NTC8781 SDB000210 SDB000470
24.0113-0198.1	413198		B				262,0	13,0	11,0	44,5	100,0	4	64,2	141,0	13,0	ROVER	GBD90841 SDB100500
24.0114-0100.1	414100						270,0	14,3	12,9	71,2	100,0	5	78,5	120,0	M10	FORD	5022674 5022677
24.0114-0101.1	414101						263,0	14,3	12,7	65,0	108,0	5	68,1	139,0	16,3	VOLVO	270737
24.0114-0102.1	414102						257,5	14,0	12,8	50,7	98,0	4	59,0	128,7	13,2	FIAT/LANCIA	82434169
24.0114-0103.1	414103						254,0	14,3	12,9	31,5	100,0	5	78,5	138,0	M10	FORD	5022676
24.0114-0106.1	414106						250,0	14,0	12,5	34,6	94,0	4	75,0	129,0	10,6	MAZDA	GA97-33-251B
24.0114-0107.1	414107						280,0	14,0	12,6	55,5	138,0	5	112,0	150,0	M10x1,5	PEUGEOT	4246 69 4246 B8
24.0114-0108.1	414108		B				298,5	14,0	13,0	70,0	127,0	5	101,6	160,5	10,0	LAND ROVER	FRC7329 FRC7392 FTC3846
24.0114-0110.2	414110						267,0	14,2	12,8	111,0	170,0	6	58,3	115,0	M18x1,5	IVECO	93800492
24.0114-0111.1	414111		B				331,0	13,9	12,3	55,3	112,0	5	67,0	184,0	15,3	MERCEDES BENZ	163 423 00 12
24.0114-0112.1	414112		S	B			276,0	14,0	12,0	62,0	108,0	4	71,0	136,5	13,0	CITROEN	4246 W4

Abmessungen Bremsscheiben

Dimensions brake discs - Misure dischi freno -

Dimensions Disques de frein - Medidas disco de freno



S Fixierschraube - fixing screw - vite di riparazione - vis de fixation - tornillo quefija

B beschichtet - coated - rivestito - revêtu - recubierto

HC hochgekohlt - high carbon - ad alto tenore di carbonio - à haute teneur en carbone - altamente carbonizado

L legiert - alloyed - alligato/legato - allié - aleado

V ventiliert - ventilated - ventilato - ventilé - ventilado

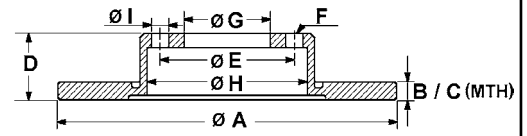
● gelocht - perforated - perforato - poinçonné - perforado

		S	B	HC	L	V	A	B	C	D	E	F	G	H	I	OE - #	
24.0114-0113.1	414113		B				262,0	14,0	11,0	51,0	114,3	5	66,1	140,8	12,6	LAND ROVER	SDB100830
24.0114-0114.1	414114	S	B	HC	L		330,0	14,0	11,4	63,0	112,0	5	67,0	210,0	15,2	MERCEDES BENZ	164 423 05 12 164 423 12 12
24.0114-0115.1	414115						298,0	14,0	13,0	59,0	127,0	5	101,6	159,6	10,2	LAND ROVER	SDB000330 SDB100980
24.0114-0116.1	414116	S	B				290,0	14,0	12,0	49,0	108,0	5	71,0	143,7	13,2	CITROEN	4249 23 4249 91
																FIAT	9467548487 9404249918
																PEUGEOT	4249 22 4249 91
24.0115-0105.1	415105		B	HC			288,0	15,0	13,0	46,5	112,0	5	68,0	135,5	15,4	AUDI	4A0 615 301 B
24.0115-0106.1	415106				V		214,0	15,0	13,0	46,2	100,0	4	61,0	126,5	12,6	NISSAN	40206-27B01
24.0115-0108.1	415108		B				281,0	15,0	13,2	44,7	98,0	5	59,0	127,0	13,0	ALFA ROMEO	60658567
24.0115-0109.1	415109		B	HC	V		239,0	15,0	13,0	34,5	100,0	4/6	65,0	124,7	13,6	AUDI/VW	6E0 615 301
24.0115-0111.1	415111		B				285,0	15,0	13,0	52,5	112,0	5	67,0	184,0	15,0	MERCEDES BENZ	163 421 01 12
24.0115-0112.1	415112						281,0	15,0	13,2	44,7	98,0	4	59,0	127,0	13,0	LANCIA	46763837
24.0116-0100.1	416100		B				280,0	16,0	13,0	78,6	112,0	5	88,0	133,5	12,5	MERCEDES BENZ	601 420 02 72 601 421 04 12
24.0116-0104.1	416104		B				258,0	16,0	13,0	95,5	112,0	5	45,2	67,9	M14x1,5	VOLKSWAGEN	251 407 617 M
24.0116-0105.1	416105		B				256,0	16,1	13,5	64,1	118,0	5	73,0	141,0	15,5	ALFA/FIAT	7531819 60809894 93500520
																CITROEN	4246 N5
																PEUGEOT	4246 B4 4249 L1
24.0116-0106.1	416106						290,0	16,0	14,8	61,0	118,0	5	73,0	141,0	15,5	CITROEN	ZF 93 500 521
																FIAT	93500521
																PEUGEOT	4246 H3
24.0116-0107.2	416107						238,5	16,0	14,5	79,0	140,0	5	102,0	138,0	M14x1,5	MERCEDES BENZ	631 420 03 72
24.0116-0108.1	416108						260,0	16,0	13,0	64,0	112,0	5	68,2	144,0	16,5	VOLKSWAGEN	701 615 301 C
24.0116-0109.1	416109						258,0	16,0	13,0	57,5	112,0	5	67,0	135,0	15,5	VOLKSWAGEN	251 407 615 Q
24.0116-0110.1	416110	S	B	HC	L		272,0	16,0	14,0	96,7	130,0	5	85,0	160,0	15,0	MERCEDES BENZ	902 423 03 12 902 423 05 12
																VOLKSWAGEN	2D0 615 601 A 2D0 615 601 D
24.0116-0112.2	416112						280,0	16,0	14,5	142,0	170,0	6	58,3	105,6	M18x1,5	IVECO	8584182
24.0116-0116.2	416116		B				280,0	16,0	13,0	68,7	160,0	5	96,0	120,0	M10x1,5	FORD	1451161
24.0116-0117.1	416117		B				273,0	16,0	15,0	37,5	114,3	5	66,5	162,0	14,0	DAIHATSU	43512-87402-000
24.0116-0118.1	416118				V		234,0	16,0	14,0	37,0	88,0	4	70,0	111,0	M10	DAIHATSU	43512-87220-000
24.0116-0119.1	416119		B		V		292,0	16,0	14,0	62,0	114,3	5	68,0	172,0	12,7	NISSAN	43206-8H700 43206-8H701 43206-8H305
																RENAULT	43 20 000 16R
24.0116-0120.1	416120		B		V		234,0	16,0	15,0	40,9	100,0	4	55,1	125,0	13,2	DAIHATSU	43512-97202-000
24.0116-0121.1	416121		B				298,0	16,0	14,0	71,0	130,0	6	85,0	180,0	15,0	MERCEDES BENZ	906 423 00 12
																VOLKSWAGEN	2E0 615 601 A
24.0116-0122.1	416122		B		V		308,0	16,0	14,0	62,0	114,3	5	68,0	190,0	12,8	NISSAN	43206-CA000
24.0116-0123.1	416123		B				300,0	16,0	14,2	80,0	130,0	5	79,0	172,0	17,5	CITROEN	4249 42 4249 K6
																FIAT	51740250 51749555
																PEUGEOT	4249 41 4249 K6
24.0116-0124.1	416124		B				280,0	16,0	14,2	82,0	118,0	5	72,0	172,0	15,6	CITROEN	4246 Y7 4249 K7
																FIAT	46833806 51740245 51749274
																PEUGEOT	51848617 4246 Y9 4249 K7
24.0116-0125.1	416125		B				280,0	16,0	14,2	82,0	130,0	5	79,0	172,0	17,5	CITROEN	4246 Z1 4249 K8
																FIAT	46833807 51740248 51749275
																PEUGEOT	51856412 4246 Z3 4249 K8
24.0116-0126.1	416126						280,0	16,0	13,0	16,3	124,0	5/10	107,5	144,5	10,7	FORD	1464031
24.0116-0127.1	416127				V		211,0	16,0	14,0	41,0	88,0	4	70,0	97,0	M10x1,25	DAIHATSU	43512-87215-000
24.0116-0128.1	416128						276,0	16,0	13,0	69,5	118,0	5	73,0	145,0	15,5	IVECO	42471034
24.0116-0129.1	416129						276,0	16,0	13,0	69,5	118,0	5	73,0	145,0	15,5	IVECO	2991646

Abmessungen Bremsscheiben

Dimensions brake discs - Misure dischi freno -

Dimensions Disques de frein - Medidas disco de freno



S Fixierschraube - fixing screw - vite di riparazione - vis de fixation - tornillo quejita

B beschichtet - coated - rivestito - revêtu - recubierto

HC hochgekohlt - high carbon - ad alto tenore di carbonio - à haute teneur en carbone - altamente carbonizado

L legiert - alloyed - alligato/legato - allié - aleado

V ventiliert - ventilated - ventilato - ventilé - ventilado

● gelocht - perforated - perforato - poinçonné - perforado

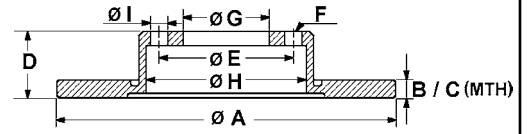
		S	B	HC	L	V	A	B	C	D	E	F	G	H	I	OE	#
24.0116-0130.1	416130		B			V	234,0	16,0	15,0	41,0	100,0	4	55,0	125,0	14,0	DAIHATSU SUBARU	43512-B1050-000 43512B1050
24.0116-0133.1	416133	S	B				303,0	16,0	13,0	83,0	130,0	5	85,0	158,5	15,0	MERCEDES BENZ	461 421 00 12 461 421 00 12
24.0116-0134.1	416134		B				284,0	16,0	13,0	43,9	124,0	10	107,1	148,0	10,7	FORD	1488311 8C1V-2A315-AA
24.0117-0101.1	417101					V	231,0	17,0	15,0	44,0	100,0	4	61,0	124,0	12,6	HONDA ROVER	45251-SB2-932 45251-SB2-940 DBP7954 GBD90803 GBD90814 GBD90825
24.0117-0103.1	417103		B			V	231,2	17,0	15,0	50,0	114,3	4	64,0	137,5	12,8	SUBARU SUZUKI	5531180F03 55311-60B20 55311-72F00 55311M72F00
24.0117-0104.1	417104					V	287,0	17,0	15,0	46,1	140,0	5	107,0	183,0	13,0	SUZUKI	55211-56B00
24.0117-0105.1	417105		B			V	231,0	17,0	15,0	49,2	100,0	4	60,0	125,0	12,8	SUZUKI	55311-75F00
24.0117-0106.1	417106		B			V	253,0	17,0	15,0	49,0	100,0	4	60,0	153,0	12,5	OPEL/VAUXHALL	55311-M75F00 47 06 749/93176389 47 07 288/93179462
																SUBARU SUZUKI	5531186G02 55311-84E01 55311-86G02
24.0117-0107.1	417107		B			V	246,0	17,0	16,0	41,9	100,0	4	55,1	137,0	13,2	DAIHATSU	43512-97402-000
24.0117-0108.1	417108		B			V	257,0	17,0	15,0	49,2	100,0	4	60,0	151,0	12,7	SUZUKI	55311-80G02
24.0117-0109.1	417109					V	287,0	17,0	15,0	29,0	140,0	5	108,2	181,7	13,0	SUZUKI	55211-65D01
24.0118-0101.1	418101					V	238,0	18,0	16,0	31,0	94,0	4	75,0	143,5	10,5	MAZDA	B107-33-251 BF68-33-251A
24.0118-0104.1	418104					V	242,0	18,0	16,0	43,9	90,0	4	70,0	100,0	M10	SUBARU	25431GA171 25431GA200
24.0118-0105.1	418105		B				282,0	18,0	15,0	64,5	112,0	5	68,2	144,0	16,5	VOLKSWAGEN	701 615 301 E
24.0118-0106.1	418106	S	B	HC		V	239,0	18,0	16,0	34,5	100,0	4	65,0	125,0	13,6	SEAT/VW VOLKSWAGEN	6N0 615 301 C 6N0 615 301 F
24.0118-0107.1	418107		B			V	240,0	18,0	16,0	45,2	100,0	4	61,0	130,0	12,6	VOLKSWAGEN NISSAN	40206-58A00 40206-58A01 40206-60Y01
24.0118-0108.1	418108		B				280,0	18,0	15,9	65,5	118,0	5	73,0	141,3	15,5	CITROEN FIAT PEUGEOT	4246 J9 1300500080 4246 J8
24.0118-0109.1	418109					V	242,0	18,0	16,4	34,0	104,0	4	86,0	126,0	10,6	MITSUBISHI	MB316677 MB366434
24.0118-0110.1	418110					V	238,0	18,0	17,0	48,2	100,0	4	54,1	127,0	14,5	TOYOTA	43512-12250 43512-12300 43512-12310 43512-12330 43512-12440 43512-12480
24.0118-0111.1	418111	S	B	HC			282,0	18,0	15,0	55,0	112,0	5	68,2	144,0	16,5	VOLKSWAGEN	701 615 301 G
24.0118-0112.1	418112					V	236,0	18,0	16,4	34,0	104,0	4	86,0	141,0	10,6	MITSUBISHI	MB618734 MB618735
24.0118-0113.1	418113					V	235,0	18,0	16,0	45,0	100,0	4	55,0	125,0	13,0	MAZDA	NA01-33-25X NA01-33-25XA NA01-33-25XC
24.0118-0115.1	418115					V	212,0	18,0	15,5	36,5	94,0	4	65,1	99,0	M10x1,25	SUBARU	725431150 725431312
24.0118-0116.1	418116					V	240,0	18,0	15,5	36,5	94,0	4	65,1	150,5	M10x1,25	SUBARU	725431321
24.0118-0117.1	418117					V	247,0	18,0	16,0	45,2	100,0	4	61,0	130,0	12,7	NISSAN	40206-0M802
24.0118-0118.1	418118					V	232,0	18,0	16,0	45,2	100,0	4	61,0	130,0	12,8	NISSAN	40206-0M602
24.0118-0119.1	418119					V	291,0	18,0	17,0	68,4	114,3	5	60,0	190,0	14,5	TOYOTA	42431-14110
24.0118-0120.1	418120		B			V	236,0	18,0	16,4	45,0	100,0	4	64,0	126,0	12,6	MITSUBISHI	MB699283 MB950922 MR449769 MB699283
24.0118-0121.1	418121					V	277,0	18,0	17,0	32,5	118,0	5	96,0	176,0	10,6	PROTON DAIHATSU	43512-87608-000
24.0118-0122.1	418122		B			V	313,5	18,0	16,6	80,2	139,6	6	101,0	210,0	12,6	ISUZU OPEL/VAUXHALL	97034036 5 69 104/97034036 5 69 106/91151563
24.0118-0124.1	418124		B			V	238,0	18,0	17,0	42,8	100,0	4	55,0	127,0	14,6	TOYOTA	43512-16070 43512-16120
24.0118-0125.1	418125					V	242,0	18,0	16,0	52,5	100,0	5	58,0	128,0	13,0	SUBARU	26310AA012
24.0118-0126.1	418126					V	234,5	18,0	17,0	47,0	100,0	4	56,0	128,5	13,0	DAIHATSU	43512-87710-000 43512-87718-000 43512-87725-000



Abmessungen Bremsscheiben

Dimensions brake discs - Misure dischi freno -

Dimensions Disques de frein - Medidas disco de freno



S Fixierschraube - fixing screw - vite di riparazione - vis de fixation - tornillo quejija L legiert - alloyed - alligato/legato - allié - aleado ● gelocht - perforated - perforato - poinçonné - perforado
 B beschichtet - coated - rivestito - revêtu - recubierto V ventiliert - ventilated - ventilato - ventilé - ventilado
 HC hochgekohlt - high carbon - ad alto tenore di carbonio - à haute teneur en carbone - altamente carbonizado

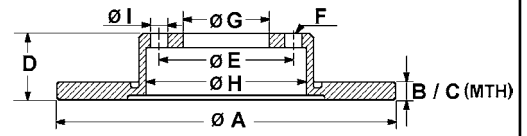
		S	B	HC	L	V	A	B	C	D	E	F	G	H	I	OE - #		
24.0118-0129.1	418129		B			V	302,0	18,0	16,0	46,2	114,3	5	62,0	156,7	14,6	TOYOTA	43512-42010	
24.0118-0131.1	418131		B			V	235,0	17,9	16,0	43,2	100,0	4	55,0	129,5	14,5	TOYOTA	43512-0D010 43512-52050	
24.0118-0136.1	418136					V	316,0	18,0	16,0	80,0	139,7	6	111,0	189,0	12,8	NISSAN	43206-05J04 43206-VB000	
24.0118-0137.1	418137	S	B	HC		V	239,0	18,0	16,0	35,0	100,0	5	65,0	125,0	15,6	SKODA/VW VOLKSWAGEN	6Q0 615 301 6Q0 615 301 A	
24.0118-0138.1	418138		B			V	234,0	18,0	16,0	50,7	100,0	4	62,2	126,0	12,6	HYUNDAI	51712-02551	
24.0118-0139.1	418139		B			V	238,0	18,0	16,0	46,2	100,0	4	59,0	130,0	12,5	NISSAN	40206-1F500 40206-72B00	
24.0118-0140.1	418140		B			V	315,0	18,0	16,4	84,2	139,7	6	108,0	197,0	12,5	NISSAN	40206-72B00	
24.0118-0141.1	418141					V	266,0	18,0	16,4	60,2	114,3	4	90,0	168,0	12,6	HYUNDAI	58411-M2050	
24.0118-0143.1	418143		B			V	329,2	18,0	16,0	102,6	150,0	5	110,0	230,0	16,7	NISSAN	58411-M2050	
24.0118-0144.1	418144		B			V	252,0	18,0	16,0	49,0	100,0	4	62,2	126,0	12,6	HYUNDAI	42431-60221 42431-60280 42431-60281	
24.0118-0145.1	418145		B			V	241,0	18,0	16,0	49,0	100,0	4	62,2	126,0	12,6	HYUNDAI	51712-0X700 51712-07700	
24.0118-0146.1	418146		B			V	332,0	18,0	16,0	74,4	139,7	6	94,0	210,0	12,8	HYUNDAI	51712-0X500 51712-07500	
24.0118-0147.1	418147		B			V	310,0	18,0	16,5	67,2	114,3	5	62,0	190,0	14,5	NISSAN	4615A037	
24.0118-0148.1	418148		B			V	286,0	18,0	16,0	58,7	114,3	5	72,0	190,0	13,0	LEXUS	42431-30290	
24.0118-0149.1	418149		B			V	302,0	18,0	16,0	43,3	114,3	5	72,0	142,8	13,0	MAZDA	LE44-26-251A	
24.0118-0150.1	418150		B			V	301,6	18,0	16,0	56,6	114,3	5	72,0	190,0	13,0	MAZDA	F151-26-251A	
24.0118-0151.1	418151		B			V	256,0	18,0	16,0	46,9	100,0	4	62,2	126,0	12,5	MAZDA	L206-26-251B	
24.0118-0153.1	418153		B			V	302,0	18,0	15,0	51,0	140,0	8	120,0	164,0	10,9	HYUNDAI	51712-1J500	
24.0118-0709.1	418709		B			V	312,0	18,0	16,0	68,0	139,7	6	106,0	210,0	14,5	OPEL/VAUXHALL	44 21 180/93168942	
24.0118-0725.1	418725		B			V	290,0	18,0	16,0	67,4	100,0	5	58,0	170,0	13,0	TOYOTA	42431-60200 42431-60201	
24.0119-0104.1	419104					V	242,0	19,0	17,0	49,6	100,0	4	61,0	126,7	12,6	LEXUS	26700AE080 26700AE081	
24.0119-0106.1	419106					V	242,0	19,0	17,0	44,1	100,0	4	61,0	122,0	12,6	HONDA	45251-SE0-010	
24.0119-0107.1	419107	S	B	HC		V	276,0	19,0	17,4	60,3	120,0	5	75,0	160,8	14,5	HONDA	45251-SB2-990	
24.0119-0108.1	419108	S	B	HC		V	294,0	18,9	17,4	59,7	120,0	5	75,0	160,8	14,8	BMW	34 21 6 855 155	
24.0119-0109.1	419109					V	242,0	19,1	17,0	40,5	104,0	4	86,0	143,0	M10x1,25	BMW	34 21 1 165 563	
24.0119-0110.1	419110					V	250,0	18,5	16,5	47,0	114,3	4	64,0	160,0	12,8	HYUNDAI	51712-24100	
24.0119-0111.1	419111					V	242,0	19,2	17,0	37,2	104,0	4	86,0	126,0	10,4	SUZUKI	55311-60B42	
24.0119-0112.1	419112	S	B	HC		V	294,0	19,0	17,4	74,7	120,0	5	75,0	160,8	14,7	HYUNDAI	51712-28000 51712-28000D	
24.0119-0113.1	419113	S	B	HC		V	294,0	19,0	17,4	60,5	120,0	5	75,0	184,0	14,7	BMW	34 21 6 794 303	
24.0119-0114.1	419114		B			V	241,0	19,0	17,0	52,1	100,0	4	62,2	126,0	12,5	BMW	34 21 1 166 165	
24.0119-0115.1	419115		B			V	241,0	19,0	17,0	47,8	100,0	4	62,2	126,0	12,5	HYUNDAI	51712-25060 51712-25061	
24.0119-0116.1	419116		B			V	256,0	19,0	17,0	47,9	100,0	4	62,2	125,0	12,5	NISSAN	51712-1C000	
24.0120-0100.1	420100					V	229,0	20,0	18,5	34,5	94,0	4	75,0	115,0	10,6	HYUNDAI	51712-1C050	
24.0120-0103.1	420103			HC	L	V	282,5	20,5	19,1	35,3	126,0	5	107,0	145,0	8,4	MAZDA	GB40-33-251 GF15-33-251	
24.0120-0104.1	420104			HC	L	V	289,0	20,0	18,6	100,0	130,0	5	103,0	180,0	15,4	PORSCHE	477 405 083 A 911 351 041 20	
24.0120-0108.1	420108					V	260,0	20,0	18,0	54,0	98,0	5	58,0	127,0	13,0	PORSCHE	944 352 041 03	
24.0120-0112.1	420112			HC	L	V	289,0	19,9	18,7	71,2	130,0	5	102,8	180,0	15,6	CITROEN	5 429 669 S 75 529 364	
24.0120-0113.1	420113			HC		V	300,0	20,0	18,4	68,0	120,0	5	75,0	180,0	14,5	PORSCHE	944 352 041 02	
24.0120-0114.2	420114					V	281,0	19,9	18,0	80,5	115,0	5	91,0	128,5	M14x1,5	BMW	34 21 1 162 967	
24.0120-0115.1	420115	S	B	HC	L	V	236,0	20,0	17,0	41,0	100,0	4/6	60,0	123,0	14,0	VOLKSWAGEN	281 615 283 A	
24.0120-0119.1	420119					V	295,0	20,0	18,0	29,0	137,0	6	104,0	178,0	M12x1,25	CHEVROLET	90121445	
24.0120-0120.1	420120			HC		V	256,0	20,0	18,0	41,9	108,0	4	68,0	134,0	15,4	DAEWOO	90121445	
24.0120-0121.1	420121					V	242,0	20,0	18,0	37,5	94,0	4	75,0	113,0	10,6	OPEL/VAUXHALL	5 69 054/90511111	
24.0120-0122.1	420122		B			V	308,0	20,0	18,0	64,6	108,0	5	68,0	178,0	16,5	NISSAN	40206-37J01 40206-C7000	
24.0120-0123.1	420123	S	B	HC	L	V	239,0	20,0	18,0	39,0	100,0	4	65,0	123,8	13,6	NISSAN	40206-C7001 40206-G9500	
24.0120-0125.1	420125	S	B			V	238,0	20,1	17,7	41,0	100,0	4	61,0	128,0	12,5	AUDI	853 615 301 A 853 615 301 C	
24.0120-0126.1	420126		B			V	259,0	20,2	17,7	46,4	100,0	4	61,0	130,0	12,8	MAZDA	GJ96-33-25XA	
24.0120-0128.1	420128	S	B	HC	L	V	256,0	20,0	18,0	38,8	100,0	4	65,0	131,5	13,8	VOLVO	8624926	
																AUDI/SEAT/VW	321 615 301 C	
																NISSAN	40206-00QAJ	
																RENAULT	77 01 204 286	
																RENAULT	77 00 715 081	
																	SEAT/VW	77 01 204 283
																		6N0 615 301 D



Abmessungen Bremsscheiben

Dimensions brake discs - Misure dischi freno -

Dimensions Disques de frein - Medidas disco de freno



S Fixierschraube - fixing screw - vite di riparazione - vis de fixation - tornillo quefija

B beschichtet - coated - rivestito - revêtu - recubierto

HC hochgekohlt - high carbon - ad alto tenore di carbonio - à haute teneur en carbone - altamente carbonizado

L legiert - alloyed - alligato/legato - allié - aleado

V ventiliert - ventilated - ventilato - ventilé - ventilado

● gelocht - perforated - perforato - poinçonné - perforado

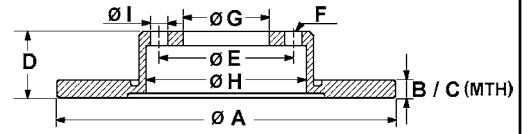
		S	B	HC	L	V	A	B	C	D	E	F	G	H	I	OE - #	
24.0120-0129.1	420129					V	257,4	20,0	18,2	51,7	98,0	4	59,0	127,0	13,0	ALFA/FIAT/LANCIA	60810227 82464702
24.0120-0130.1	420130					V	255,0	20,0	18,4	45,0	108,0	6	87,0	115,0	10,5	MITSUBISHI	MB151387
24.0120-0131.1	420131					V	247,0	20,4	18,5	44,2	108,0	4	66,0	133,2	12,8	CITROEN PEUGEOT	91 517 694 4246 A6
24.0120-0132.1	420132	S	B			V	247,0	20,4	18,5	34,2	108,0	4	66,0	133,2	12,8	CITROEN PEUGEOT	95 661 747 4246 A7 4249 96
24.0120-0133.1	420133	S	B			V	266,0	20,5	18,5	27,6	108,0	4	66,0	133,0	13,0	CITROEN PEUGEOT	4249 F0 4246 97 4249 F0
24.0120-0134.1	420134					V	265,0	20,5	17,7	31,6	100,0	4	61,0	127,0	12,8	RENAULT	77 00 764 193 77 01 467 955
24.0120-0135.1	420135					V	244,0	20,5	17,7	31,6	100,0	4	61,0	127,0	12,5	RENAULT	77 00 758 901 77 01 204 954 77 01 467 954
24.0120-0137.1	420137		B			V	269,0	19,9	18,0	46,0	112,0	5	68,0	156,0	15,5	AUDI	447 615 601 A
24.0120-0139.1	420139					V	255,5	20,0	18,4	33,5	104,0	5	84,0	84,5	10,6	MITSUBISHI	MB238495
24.0120-0140.1	420140	S	B	HC	L	V	256,0	20,0	17,0	41,0	100,0	4/6	60,0	123,0	14,0	OPEL/VAUXHALL	5 69 055/90511128
24.0120-0142.1	420142		B	HC	L	V	257,5	20,0	18,2	40,5	98,0	4	59,0	126,7	13,0	ALFA/FIAT/LANCIA	7779409 71738145 51749124 60806137 60810076 60811256 60811266
24.0120-0143.1	420143					V	240,0	20,0	18,2	46,5	98,0	4	59,0	124,5	13,0	FIAT	7650707
24.0120-0146.1	420146		B			V	253,0	20,0	18,0	43,7	108,0	4	63,5	153,0	13,7	FORD	4115996 5026786
24.0120-0147.1	420147		B			V	239,5	20,0	18,0	43,0	108,0	4	63,5	136,0	13,7	FORD/MAZDA	1019604 1066271 1320581 1320582 5028281
24.0120-0148.1	420148					V	238,0	20,1	17,7	46,0	100,0	4	61,0	132,0	12,5	RENAULT	77 01 466 782
24.0120-0152.1	420152					V	242,0	20,0	18,0	49,2	114,3	4	68,0	138,0	12,5	NISSAN	40206-90J01
24.0120-0153.1	420153					V	302,0	20,0	19,0	48,0	139,7	6	100,0	166,5	15,0	TOYOTA	43512-60011 43512-60040 43512-69015 43512-69016
24.0120-0154.1	420154	S	B	HC		V	298,0	20,0	18,4	61,3	120,0	5	75,0	185,0	14,5	BMW	34 21 1 164 175 34 21 6 767 060
24.0120-0155.1	420155		B	HC	L	V	257,5	20,0	18,2	40,5	98,0	5	59,0	126,7	16,5	CITROEN FIAT PEUGEOT	4246 H9 1316323080 4246 H8
24.0120-0157.1	420157					V	251,0	20,0	18,0	45,8	98,0	4	62,0	159,5	13,0	SEAT	SE021165002A
24.0120-0159.1	420159					V	257,0	20,0	18,2	40,5	98,0	5	59,0	126,4	13,2	ALFA/FIAT	46425960
24.0120-0162.1	420162					V	243,0	20,0	18,0	42,5	100,0	4	57,0	136,0	13,0	KIA	0K20A-33-251A
24.0120-0163.1	420163					V	235,0	20,0	18,0	49,5	100,0	4	60,0	125,2	12,7	SUZUKI	55311-61G01
24.0120-0166.1	420166					V	253,0	20,0	18,4	28,6	104,0	5	84,0	148,0	10,6	HYUNDAI	58129-44010
24.0120-0168.1	420168					V	289,0	20,0	18,0	64,2	127,0	6	100,0	156,0	10,7	TOYOTA VOLKSWAGEN	43512-35190 J43 512 351 90
24.0120-0169.1	420169		B			V	255,0	20,0	18,0	45,0	100,0	4	55,0	125,0	13,0	MAZDA	N026-33-25X
24.0120-0171.1	420171		B			V	286,0	20,0	18,0	67,0	110,0	5	65,5	160,0	14,0	OPEL/VAUXHALL	5 69 100/9195052
24.0120-0172.1	420172			HC	L	V	269,0	19,9	18,0	59,5	112,0	5/10	68,0	156,0	15,3	AUDI	857 615 601
24.0120-0173.1	420173	S	B			V	292,0	19,9	18,0	41,4	110,0	5	65,5	162,5	14,0	FIAT OPEL/VAUXHALL SAAB	46836490 5 69 114/93171778 9191336 12762291
24.0120-0174.1	420174		B			V	240,0	20,0	17,0	41,0	100,0	4/6	60,0	126,0	14,0	OPEL/VAUXHALL	5 69 021/9195985
24.0120-0175.1	420175		B			V	255,0	20,0	18,0	43,1	100,0	4	55,0	129,0	14,5	TOYOTA	43512-0D050 43512-17120 43512-17130 43512-17131 43512-52040 43512-52090
24.0120-0176.1	420176		B	HC	L	V	292,0	20,0	18,0	67,0	130,0	5	98,0	164,0	15,4	PORSCHE	986 352 401 04
24.0120-0177.1	420177					V	242,0	20,0	18,0	43,5	100,0	4	57,0	136,0	13,0	KIA	0K2AA-33-251A 0K2AA-33-251B 0K2AA-33-251C
24.0120-0178.1	420178		B	HC		V	324,0	20,0	18,4	67,0	120,0	5	79,0	185,0	16,5	BMW	34 21 1 166 127



Abmessungen Bremsscheiben

Dimensions brake discs - Misure dischi freno -

Dimensions Disques de frein - Medidas disco de freno



S Fixierschraube - fixing screw - vite di riparazione - vis de fixation - tornillo quejija
 L legiert - alloyed - alligato/legato - allié - aleado
 ● gelocht - perforated - perforato - poinçonné - perforado
 B beschichtet - coated - rivestito - revêtu - recubierto
 V ventiliert - ventilated - ventilato - ventilé - ventilado
 HC hochgekohlt - high carbon - ad alto tenore di carbonio - à haute teneur en carbone - altamente carbonizado

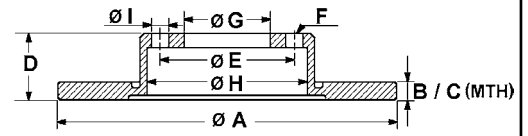
		S	B	H	C	L	V	A	B	C	D	E	F	G	H	I	OE - #
24.0120-0180.1	420180	S	B				V	247,0	20,0	18,0	35,3	100,0	4	55,0	129,0	13,2	CITROEN 4246 J0 4259 55 4249 94 PEUGEOT 4246 F0 4249 54 4249 94 TOYOTA 43512-0H010 43512-0H020
24.0120-0181.1	420181		B	HC			V	300,0	20,0	18,4	61,0	120,0	5	75,0	180,0	14,5	BMW 34 21 1 165 265
24.0120-0182.1	420182	S	B	HC			V	328,0	20,0	18,4	61,0	120,0	5	75,0	180,0	14,5	BMW 34 21 6 767 062
24.0120-0183.1	420183	S	B	HC			V	320,0	20,0	18,4	63,2	120,0	5	75,0	185,0	14,5	BMW 34 21 6 772 085
24.0120-0184.1	420184		B				V	240,5	20,0	18,2	40,5	98,0	4	59,0	146,5	13,0	FIAT 46788929 51742727 FORD 1541806 9S51 1125-DA
24.0120-0185.1	420185			HC	L		V	290,0	20,0	18,7	83,0	130,0	5	90,0	180,0	15,4	PORSCHE 901 352 041 14
24.0120-0186.1	420186						V	239,0	19,5	18,0	41,8	98,0	4	58,5	154,0	13,0	LADA 2110-3501070
24.0120-0187.1	420187						V	260,0	20,0	18,5	42,0	98,0	4	58,5	174,0	13,0	LADA 2112-3501070
24.0120-0188.1	420188		B				V	305,0	20,0	18,5	67,9	120,7	5	73,8	180,0	13,3	JAGUAR JLM 11904 JLM 12428 JLM 20342
24.0120-0189.1	420189	S	B	HC			V	312,0	20,0	18,4	61,0	120,0	5	75,0	180,0	14,5	BMW 34 21 2 227 177
24.0120-0190.1	420190	S	B	HC			V	312,0	20,0	18,4	61,0	120,0	5	75,0	180,0	14,5	BMW 34 21 2 227 178
24.0120-0191.1	420191		B	HC			V	324,0	20,0	18,4	80,3	120,0	5	75,0	185,0	16,6	BMW 34 21 6 756 849
24.0120-0193.1	420193						V	240,0	20,0	18,2	46,5	98,0	4	59,0	124,5	13,2	FIAT 46419204
24.0120-0195.1	420195	S	B	HC			V	300,0	20,0	18,4	66,0	120,0	5	75,0	160,8	14,5	BMW 34 21 6 855 007
24.0120-0196.1	420196	S	B				V	300,0	20,0	18,0	69,1	110,0	5	65,5	160,0	14,2	SAAB 5232756 12763593
24.0120-0197.1	420197						V	246,0	20,0	18,0	50,0	100,0	4	60,0	125,0	12,8	SUZUKI 55311-62G02
24.0120-0199.1	420199			HC	L		V	278,0	19,9	17,4	55,2	112,0	5	67,0	164,0	15,0	MERCEDES BENZ 124 423 10 12
24.0120-0200.1	420200		B	HC	L		V	354,0	20,0	17,0	74,9	120,0	5	79,0	210,0	16,6	LAND ROVER SDB500201 SDB500202 LR031844
24.0120-0201.1	420201		B				V	350,0	20,0	17,0	59,0	120,0	5	79,0	210,0	15,0	LAND ROVER SDB000644 SDB000645 SDB000646
24.0120-0202.1	420202						V	315,0	20,0	18,4	87,5	139,7	5	96,3	190,0	12,5	KIA 58411-3E300
24.0120-0203.1	420203		B				V	252,0	20,0	18,0	45,2	100,0	4	61,0	144,0	12,6	NISSAN 40206-2N301
24.0120-0204.1	420204	S	B	HC			V	300,0	20,0	18,4	66,1	120,0	5	75,0	185,0	14,5	BMW 34 21 6 764 653 34 21 6 855 008
24.0120-0206.1	420206	S	B	HC			V	320,0	19,9	18,4	78,5	120,0	5	75,0	185,0	16,5	BMW 34 21 6 793 247
24.0120-0207.1	420207		B				V	315,0	20,0	18,4	78,5	139,7	5	96,3	190,0	12,5	KIA 58411-3E500
24.0120-0208.1	420208	S	B	HC	L		V	300,0	22,0	19,4	57,5	112,0	5	67,0	164,0	15,3	MERCEDES BENZ 204 423 07 12
24.0120-0209.1	420209		B	HC	L		V	303,0	20,0	18,4	71,6	115,0	5	70,7	190,0	12,8	CHEVROLET 96625873 20968395 4801857
24.0120-0210.1	420210		B				V	325,0	20,0	17,0	59,0	120,0	5	79,0	210,0	15,0	OPEL/VAUXHALL 48 04 637/96625873 LAND ROVER SDB000634 SDB000635 SDB000636
24.0120-0211.1	420211	S	B				V	252,0	20,0	18,0	40,0	100,0	4	60,0	127,0	12,5	OPEL/VAUXHALL 47 08 241/93192978 SUZUKI 55311-62J00
24.0120-0212.1	420212		B	HC	L		V●	299,0	20,0	18,0	67,0	130,0	5	98,0	180,0	15,4	PORSCHE 987 352 401 01
24.0120-0213.1	420213	S	B	HC			V	320,0	20,0	18,4	86,1	120,0	5	75,0	185,0	14,5	BMW 34 21 6 763 345
24.0120-0214.1	420214	S	B	HC			V	300,0	20,0	18,4	76,0	120,0	5	75,0	160,8	14,5	BMW 34 21 6 855 005
24.0120-0215.1	420215	S	B	HC			V	300,0	20,0	18,4	76,2	120,0	5	75,0	185,0	14,5	BMW 34 21 6 778 049
24.0120-0217.1	420217		B	HC			V	324,0	20,0	18,4	74,0	120,0	5	79,0	185,0	16,5	BMW 34 21 6 765 887
24.0120-0218.1	420218		B				V	302,0	20,0	18,0	66,0	108,0	5	63,6	185,0	15,8	LAND ROVER LR001019
24.0120-0219.1	420219		B				V	255,0	20,0	18,0	46,2	100,0	4	55,0	131,0	14,5	ASTON MARTIN 43512-74010 TOYOTA 43512-74010
24.0120-0225.1	420225		B				V	231,0	20,0	18,0	51,4	100,0	4	60,0	125,0	12,7	NISSAN 40206-4A00G SUZUKI 55311M68K10
24.0120-0226.1	420226	S	B	HC			V	300,0	20,0	18,4	54,2	120,0	5	75,0	174,0	14,5	BMW 34 21 6 782 605
24.0120-0227.1	420227		B	HC			V	236,0	20,0	18,0	41,0	100,0	6	59,0	123,0	12,4	CHEVROLET/DAEWOO 96471274
24.0120-0229.2	420229	S	B	HC			V	330,0	20,0	18,4	68,8	120,0	5	75,0	185,0	16,5	BMW 34 21 6 775 287
24.0120-0234.1	420234	S	B	HC			V	330,0	20,0	18,4	71,0	120,0	5	75,0	154,0	16,5	BMW 34 20 6 790 362
24.0120-0237.1	420237	S	B	HC			V	300,0	20,0	18,4	66,0	120,0	5	75,0	160,8	16,5	BMW 34 21 6 792 227
24.0120-0708.1	420708		B				V	288,0	20,0	18,5	32,5	108,0	5	64,5	160,0	14,0	JAGUAR JLM 20802 XR8 27087
24.0121-0100.1	421100						V	285,0	21,0	19,0	51,2	114,3	4	64,1	141,0	12,7	HONDA 45251-SG9-000 ROVER GBD90800 GBD90822
24.0121-0101.1	421101						V	285,0	21,0	19,0	31,8	108,0	5	61,0	134,0	14,5	RENAULT 77 00 801 101 77 01 204 298



Abmessungen Bremsscheiben

Dimensions brake discs - Misure dischi freno -

Dimensions Disques de frein - Medidas disco de freno



S Fixierschraube - fixing screw - vite di riparazione - vis de fixation - tornillo quefija

B beschichtet - coated - rivestito - revêtu - recubierto

HC hochgekohlt - high carbon - ad alto tenore di carbonio - à haute teneur en carbone - altamente carbonizado

L legiert - alloyed - alligato/legato - allié - aleado

V ventiliert - ventilated - ventilato - ventilé - ventilado

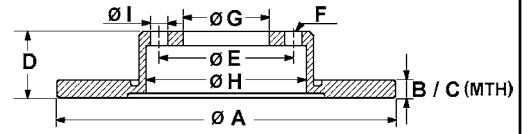
● gelocht - perforated - perforato - poinçonné - perforado

		S	B	HC	L	V	A	B	C	D	E	F	G	H	I	OE	#
24.0121-0102.1	421102					V	262,0	21,0	19,0	51,2	100,0	4	64,2	141,0	12,6	HONDA	45251-SF0-000
24.0121-0103.1	421103					V	285,0	21,0	19,0	31,8	100,0	4	61,0	134,0	12,5	RENAULT	77 00 801 213 77 01 204 299
24.0121-0104.1	421104	S	B			V	240,0	21,0	19,0	44,8	100,0	4	61,0	126,0	13,0	HONDA	45251-SH1-A00 45251-SH3-A00 45251-SR3-A10
24.0121-0105.1	421105	S	B			V	262,0	21,0	19,0	44,7	100,0	4	64,1	141,0	13,0	HONDA	45251-S5D-A10 45251-S6D-E10 45251-SCC-900 45251-SK7-A00 45251-SK7-A10 45251-SR0-A00 45251-SR0-A10 45251-ST3-E10 45251-TG5-H00 45251-TF3-E00
24.0121-0106.1	421106	S	B			V	259,0	20,7	17,7	41,0	100,0	4	61,0	130,0	12,7	NISSAN DACIA/RENAULT	40206-00QAA 60 01 548 578 77 00 842 131 77 01 204 828 77 01 206 339 77 11 130 038
24.0121-0107.1	421107					V	262,0	21,0	19,0	47,2	100,0	4	64,1	141,0	13,0	HONDA ROVER	45251-SK3-E00 GBD90830
24.0121-0110.1	421110					V	262,0	21,0	18,0	51,0	114,3	4	64,1	141,0	12,6	ROVER	GBD90801
24.0121-0112.1	421112		B	HC	L	V	282,0	20,5	19,0	74,2	130,0	5	103,0	155,0	15,4	PORSCHE	944 351 041 05
24.0121-0113.1	421113	S	B			V	240,0	21,0	19,0	39,2	100,0	4	61,0	126,5	13,0	HONDA	45251-S50-G00 45251-SAA-G11
24.0121-0114.1	421114		B			V	277,0	21,0	18,0	51,0	114,3	5	66,1	141,0	12,5	LAND ROVER	SDB101070
24.0121-0115.1	421115	S	B			V	258,0	21,0	19,0	39,2	100,0	4	64,1	141,3	12,6	HONDA	45251-SAA-G50
24.0121-0702.1	421702	S	B			V	262,0	21,0	19,0	47,2	114,3	5	64,2	141,0	12,6	HONDA	45251-S6M-000 45251-SNA-000
24.0122-0100.1	422100		B	HC		V	280,0	22,0	20,0	28,5	100,0	5	65,0	141,0	15,6	SEAT/VW	1H0 615 301 A
24.0122-0101.1	422101		B	HC		V	280,0	22,0	20,0	39,5	100,0	4	65,0	137,0	13,6	SEAT/VW	535 615 301
24.0122-0103.1	422103	S	B	HC		V	302,0	22,0	20,4	76,0	120,0	5	79,0	149,0	14,5	BMW	34 11 1 160 936
24.0122-0106.1	422106					V	278,0	22,0	20,0	66,3	112,0	5	80,0	127,5	15,0	MERCEDES BENZ	116 420 02 05
24.0122-0107.1	422107		B			V	284,0	22,0	20,2	39,4	98,0	4	59,0	127,0	13,0	ALFA/FIAT/LANCIA	46403958 46427947 46427949 60811890 60812067 60812137
24.0122-0108.1	422108		B	HC		V	256,0	22,0	20,0	56,5	108,0	4	68,0	132,7	15,4	AUDI	895 615 301 A
24.0122-0109.1	422109					V	271,0	22,0	19,0	59,4	108,0	5	88,0	130,0	10,5	OPEL/VAUXHALL	5 69 029/90008004
24.0122-0111.1	422111					V	280,0	22,0	20,4	78,0	120,0	5	74,0	143,0	14,5	BMW	34 11 1 119 563 34 11 1 163 130
24.0122-0112.1	422112					V	255,0	22,0	20,4	75,0	100,0	4	63,0	128,0	14,5	BMW	34 11 1 163 126
24.0122-0114.1	422114					V	243,0	22,0	21,0	47,3	100,0	4	54,0	130,8	14,5	TOYOTA	43512-20100 43512-20110 43512-20150
24.0122-0115.1	422115	S	B	HC		V	286,0	22,0	20,4	51,5	120,0	5	79,0	147,5	14,5	BMW	34 11 1 165 455 34 11 6 766 239
24.0122-0116.1	422116					V	278,0	22,0	19,4	68,3	112,0	5	80,0	127,5	15,0	MERCEDES BENZ	126 420 00 05 126 421 00 12
24.0122-0118.1	422118		B			V	256,0	22,0	20,0	46,5	108,0	4	68,0	132,7	15,4	AUDI	443 615 301 B
24.0122-0119.2	422119					V	269,0	22,0	20,0	51,5	98,0	5	72,0	120,0	M12x1,5	ALFA ROMEO	60522092
24.0122-0120.1	422120			HC	L	V	280,0	22,0	20,0	46,5	112,0	5	68,0	158,0	15,4	AUDI	437 615 301 A
24.0122-0122.1	422122		B	HC	L	V	260,0	22,0	20,4	35,0	100,0	4	66,0	138,0	14,5	BMW	34 11 1 160 915
24.0122-0123.1	422123	S	B	HC	L	V	284,0	22,0	19,4	43,5	112,0	5	67,0	154,3	15,0	MERCEDES BENZ	124 421 16 12 124 421 27 12
24.0122-0124.1	422124		B	HC	L	V	262,0	22,0	19,4	44,5	112,0	5	67,0	142,5	15,0	MERCEDES BENZ	201 421 15 12
24.0122-0125.1	422125					V	286,0	22,0	19,4	60,0	112,0	5	80,0	127,5	15,0	MERCEDES BENZ	126 420 02 72
24.0122-0126.1	422126					V	271,0	22,0	19,0	59,4	108,0	5	94,0	130,0	10,5	OPEL/VAUXHALL	5 69 032/90008007
24.0122-0127.1	422127					V	263,0	22,0	20,4	67,3	108,0	5	68,0	139,0	16,5	VOLVO	270739
24.0122-0128.1	422128					V	239,2	22,0	20,2	46,1	98,0	4	58,5	127,4	13,0	ALFA ROMEO	60514881
24.0122-0129.1	422129					V	250,0	22,0	20,0	49,2	114,3	4	68,0	144,0	12,5	NISSAN	40206-15E00 40206-15E01
24.0122-0130.1	422130					V	257,2	22,0	20,2	50,7	98,0	4	59,0	127,0	13,2	ALFA/FIAT/LANCIA	46445005 60805172 60807625
24.0122-0132.1	422132	S	B	HC	L	V	284,0	22,0	19,4	43,5	112,0	5	67,0	154,3	12,8	MERCEDES BENZ	202 421 09 12
24.0122-0133.1	422133			HC		V	300,0	22,0	19,4	60,0	112,0	5	67,0	164,0	17,0	MERCEDES BENZ	140 423 04 12

Abmessungen Bremsscheiben

Dimensions brake discs - Misure dischi freno -

Dimensions Disques de frein - Medidas disco de freno



S Fixierschraube - fixing screw - vite di riparazione - vis de fixation - tornillo quefija

B beschichtet - coated - rivestito - revêtu - recubierto

HC hochgekohlt - high carbon - ad alto tenore di carbonio - à haute teneur en carbone - altamente carbonizado

L legiert - alloyed - alligato/legato - allié - aleado

V ventiliert - ventilated - ventilato - ventilé - ventilado

● gelocht - perforated - perforato - poinçonné - perforado

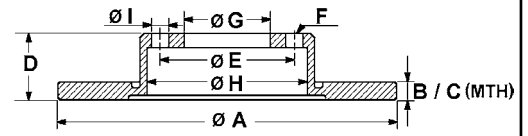
		S	B	HC	L	V	A	B	C	D	E	F	G	H	I	OE - #		
24.0122-0134.1	422134	B	HC	L	V	284,0	22,0	19,4	43,5	112,0	5	67,0	152,0	15,0		MERCEDES BENZ	124 421 23 12	
24.0122-0135.1	422135				V	284,0	22,0	20,4	76,0	120,0	5	79,0	147,0	14,5		BMW	34 11 1 163 136	
24.0122-0136.1	422136	B	HC	L	V	295,0	22,0	19,4	49,5	112,0	5	67,0	154,3	15,0		MERCEDES BENZ	124 421 15 12	
24.0122-0137.1	422137				V	287,0	22,0	20,0	56,0	108,0	5	68,0	157,0	14,0		VOLVO	1359908	
24.0122-0138.1	422138				V	262,5	22,0	20,0	56,0	108,0	5	68,0	139,0	14,0		VOLVO	1359906	
24.0122-0139.1	422139	B	HC		V	280,0	22,0	20,0	56,5	108,0	4	68,0	146,0	15,4		AUDI	8A0 615 301 E	
24.0122-0140.1	422140		HC			280,0	22,0	19,0	78,6	112,0	5	88,0	133,5	12,5		MERCEDES BENZ	601 420 03 72 601 421 05 12	
24.0122-0141.1	422141				V	276,0	22,0	20,0	48,0	108,0	5	71,0	130,5	13,0		CITROEN	95 661 812	
24.0122-0142.1	422142	B	HC	L	V	283,0	22,0	20,0	28,2	108,0	4	66,1	133,5	13,0		PEUGEOT	4246 E8	
																CITROEN	4249 97	
																PEUGEOT	4246 V0	
24.0122-0143.1	422143				V	280,0	22,0	20,0	58,0	108,0	5	61,0	131,5	14,7		RENAULT	4246 V3	
24.0122-0145.1	422145	B			V	284,0	22,0	20,2	43,5	98,0	5	59,0	127,0	13,0		ALFA/FIAT/LANCIA	77 00 767 602 77 01 204 289	
																	46445006	
																	60569163	
																	60571548	
																	60622077	
																	60653478	
																	60658565	
																	60699518	
24.0122-0146.1	422146	B			V	257,0	22,0	20,0	49,2	114,3	4	68,0	144,0	12,6		OPEL/VAUXHALL	5 69 086/95511282	
																	NISSAN	
																	40206-71E02	
																	40206-71E05	
																	40206-71E06	
																	40206-93J01	
24.0122-0147.1	422147	B			V	284,0	22,0	20,2	43,5	98,0	4	59,0	127,0	13,0		ALFA/FIAT/LANCIA	46403959	
																	46448168	
																	46455892	
																	46455892	
																	46758714	
																	60810404	
																	82450657	
																	CITROEN	
																	PEUGEOT	
																	4249 76	
																	4249 75	
24.0122-0148.1	422148	S	B	HC	L	V	262,0	22,0	19,8	44,0	100,0	4	61,0	132,0	13,5		RENAULT	77 01 205 840
24.0122-0149.1	422149				V	262,0	22,0	19,8	44,0	108,0	5	61,0	132,0	15,5		RENAULT	77 01 205 841	
24.0122-0150.1	422150	S	B	HC	V	280,0	22,0	19,0	36,7	100,0	5	65,0	133,5	15,6		AUDI/SEAT/SKODA/VW	1J0 615 301 E	
																	1J0 615 301 M	
																	1J0 615 301 P	
24.0122-0151.1	422151	S	B	HC	V	256,0	22,0	19,0	36,7	100,0	5	65,0	133,5	15,6		AUDI/SEAT/SKODA/VW	1J0 615 301 D	
																	1J0 615 301 L	
																	6R0 615 301	
																	8Z0 615 301 D	
24.0122-0152.1	422152	B	HC		V	280,0	22,0	20,0	46,3	112,0	5/9	68,0	146,5	15,3		AUDI/VW	8E0 615 301 B	
																	8E0 615 301 D	
																	8E0 615 301 P	
24.0122-0153.1	422153				V	238,0	22,0	21,0	47,9	100,0	4	54,0	127,0	14,5		TOYOTA	43512-20260	
24.0122-0154.1	422154				V	255,0	22,0	21,0	47,9	100,0	5	54,0	131,0	14,5		TOYOTA	43512-32090	
																	43512-32180	
24.0122-0155.1	422155				V	258,0	22,0	20,4	33,5	104,0	5	84,0	153,5	10,8		MITSUBISHI	MB407030	
24.0122-0156.1	422156				V	257,0	22,0	20,6	36,0	109,0	6	88,0	152,5	M12x1,25		ISUZU	8-94172-376-1	
																	5 69 801/94172376	
24.0122-0158.1	422158	B			V	255,0	22,0	20,0	48,1	100,0	4	55,0	131,1	14,5		OPEL/VAUXHALL		
																	TOYOTA	
24.0122-0159.1	422159	S	B	HC	V	296,0	22,0	20,4	76,3	120,0	5	79,0	148,8	14,5		BMW	34 11 6 767 061	
24.0122-0160.1	422160	S	B	HC	V	300,0	22,0	20,4	51,8	120,0	5	79,0	164,0	14,5		BMW	34 11 1 164 539	
																	34 11 6 757 526	
																	34 11 6 766 224	
																	34 11 6 855 152	
24.0122-0161.1	422161	S	B	HC	L	V	276,0	22,0	19,0	77,2	130,0	5	85,0	156,3	15,0		MERCEDES BENZ	902 421 06 12
																	902 421 07 12	
																	902 421 09 12	
																	VOLKSWAGEN	
																	2D0 615 301 C	
																	2D0 615 301 D	
24.0122-0162.1	422162	S	B	HC	L	V	276,0	22,0	19,0	60,0	112,0	5	67,0	153,0	15,0		MERCEDES BENZ	638 421 01 12
24.0122-0163.1	422163	B	HC		V	256,0	22,0	20,0	36,6	100,0	5	65,0	135,0	15,6		AUDI/VW	8N0 615 601 B	
24.0122-0164.1	422164				V	256,0	22,0	20,0	40,0	100,0	4/6	61,0	149,5	13,0		VOLVO	3455719	
24.0122-0165.1	422165				V	257,0	22,0	20,0	45,0	100,0	4	55,0	125,0	13,0		MAZDA	BB7E-33-25XD	
																	BR74-33-25X	
24.0122-0166.1	422166	B			V	235,0	22,0	20,0	45,0	100,0	4	55,0	125,0	13,0		MAZDA	BR70-33-25XF	
24.0122-0167.1	422167				V	250,0	22,0	20,0	30,0	95,0	4	73,0	140,0	10,8		NISSAN	40206-04C01	
																	40206-Y9503	



Abmessungen Bremsscheiben

Dimensions brake discs - Misure dischi freno -

Dimensions Disques de frein - Medidas disco de freno



S Fixierschraube - fixing screw - vite di riparazione - vis de fixation - tornillo quefija

B beschichtet - coated - rivestito - revêtu - recubierto

HC hochgekohlt - high carbon - ad alto tenore di carbonio - à haute teneur en carbone - altamente carbonizado

L legiert - alloyed - alligato/legato - allié - aleado

V ventiliert - ventilated - ventilato - ventilé - ventilado

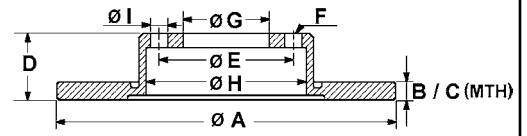
● gelocht - perforated - perforato - poinçonné - perforado

		S	B	HC	L	V	A	B	C	D	E	F	G	H	I	OE - #
24.0122-0168.1	422168						260,0	22,0	19,4	40,4	112,0	5	67,0	145,0	13,3	MERCEDES BENZ 168 421 02 12 168 421 08 12
24.0122-0169.1	422169					V	257,0	22,0	20,0	44,0	114,3	4	69,0	160,0	12,6	HYUNDAI 51712-33001
24.0122-0170.1	422170					V	257,0	22,0	20,0	34,0	104,0	4	86,0	160,5	10,6	HYUNDAI 51712-28300
24.0122-0172.1	422172		B			V	258,0	22,0	20,0	43,4	108,0	4	63,5	136,0	13,7	FORD 1320585 1323620 MAZDA DD32-33-25X DD59-33-25X DD63-33-25XA
24.0122-0174.1	422174					V	280,0	22,0	20,0	49,0	114,3	5	68,0	160,5	12,6	NISSAN 40206-2L903 40206-88E01 40206-88E04
24.0122-0175.1	422175					V	277,0	22,0	20,4	45,0	108,0	6	87,0	87,0	11,0	HYUNDAI MITSUBISHI MN116706 MB407038 MB407039 MN116706
24.0122-0177.1	422177					V	240,5	22,0	20,0	43,0	95,2	4	66,0	122,0	13,0	MG/ROVER NAM7806
24.0122-0178.1	422178					V	255,0	22,0	20,0	46,5	100,0	5	54,0	148,5	14,5	TOYOTA 43512-20360 43512-20380
24.0122-0179.1	422179		B			V	280,0	22,0	20,0	49,2	114,3	4	68,0	143,5	12,5	NISSAN 40206-2F501 40206-55F01 40206-55F03
24.0122-0180.1	422180					V	267,0	22,0	20,0	39,5	124,0	6	100,0	167,0	M10x1,25	NISSAN 40206-10W00 40206-10W01 40206-35G00 40206-35G01
24.0122-0181.1	422181					V	280,0	22,2	20,7	77,0	114,0	5	72,0	147,5	15,5	JEEP 83 03 251 156 98 83 251 156 J325 1156
24.0122-0183.1	422183					V	279,0	22,0	20,0	52,8	114,3	5	62,0	147,0	14,6	TOYOTA 43512-28080
24.0122-0185.1	422185					V	319,0	22,0	20,0	70,2	139,7	6	108,0	173,0	14,6	TOYOTA 43512-35210
24.0122-0188.1	422188					V	258,0	22,0	21,0	48,0	100,0	4	54,0	131,0	14,6	TOYOTA 43512-12490
24.0122-0191.1	422191					V	281,0	22,0	20,2	47,5	108,0	5/10	59,0	134,0	14,7	LANCIA 46449389 82487489
24.0122-0192.1	422192		B	HC	L	V	300,0	22,0	19,4	58,5	112,0	5	67,0	180,0	15,0	MERCEDES BENZ 220 423 02 12
24.0122-0193.1	422193					V	250,0	22,0	20,0	50,2	114,3	5	68,0	140,0	12,7	NISSAN 40206-9C001
24.0122-0194.1	422194		S	B		V	266,0	22,0	20,0	34,2	108,0	4	66,0	133,1	13,0	CITROEN 4246 W1 4249 83 4249 G1 4246 W7 4249 83 4249 G1
24.0122-0196.1	422196		B	HC	L	V	285,0	21,9	19,0	93,0	145,0	6	120,0	169,0	15,0	MERCEDES BENZ VOLKSWAGEN 2D0 615 601 B
24.0122-0197.1	422197		B			V	257,5	22,0	20,2	40,5	98,0	4	59,0	127,0	13,0	CITROEN 4249 74 4249 L2 FIAT/LANCIA 46401356 46542383 46831041 51896287 51896288 4249 73 4249 L2
24.0122-0198.1	422198		B	HC		V	269,0	21,9	20,0	46,4	112,0	5	68,0	135,0	15,3	AUDI 4D0 615 601 B
24.0122-0199.1	422199		B	HC	L	V	270,0	22,0	19,4	35,5	112,0	5	67,0	145,0	13,3	MERCEDES BENZ 414 421 00 12
24.0122-0200.1	422200					V	310,0	22,0	20,0	29,0	140,0	5	108,3	181,2	13,0	SUZUKI 55211-65D12
24.0122-0201.1	422201		S	B		V	300,0	22,0	19,4	68,0	112,0	5	67,0	180,0	15,3	MERCEDES BENZ 000 423 09 12
24.0122-0202.1	422202		B	HC		V	280,0	22,0	20,0	42,4	112,0	5	68,0	158,5	15,3	AUDI/VW 4E0 615 601 4E0 615 601 E 4E0 615 601 J
24.0122-0203.1	422203		B	HC		V	269,0	22,0	20,0	47,9	112,0	5/10	68,0	135,0	15,3	AUDI 4Z7 615 601
24.0122-0204.1	422204		B	HC		V	276,0	22,0	20,4	44,2	100,0	4	64,2	150,0	14,7	MINI 34 11 1 502 891
24.0122-0206.1	422206		B			V	284,0	22,0	19,0	38,2	100,0	5	64,2	142,0	15,3	ROVER GBD90844 SDB000880 SDB100940
24.0122-0207.1	422207		B			V	235,0	22,0	20,0	46,0	100,0	4	55,0	125,0	13,0	MAZDA B26Y-33-25XA
24.0122-0208.1	422208		B	HC	L	V	276,0	22,0	19,4	35,5	112,0	5	67,0	145,0	13,3	MERCEDES BENZ 168 421 06 12
24.0122-0209.1	422209		S	B	HC	V	320,0	22,0	20,4	60,5	120,0	5	75,0	185,0	14,5	BMW 34 20 1 166 073
24.0122-0210.1	422210		S	B	HC	V	280,0	22,0	19,0	49,9	112,0	5/9	65,0	144,0	15,3	AUDI/SEAT/SKODA/VW 1K0 615 301 AK VOLKSWAGEN 5C0 615 301
24.0122-0211.1	422211		B	HC		V	294,0	21,9	19,5	44,4	120,0	5	76,0	154,6	16,6	VOLKSWAGEN 7H0 615 601 B
24.0122-0212.1	422212		B	HC		V	310,0	22,0	20,0	42,4	112,0	5	68,0	178,0	15,3	AUDI 4E0 615 601 K
24.0122-0213.1	422213		B	HC	L	V	315,0	22,0	19,4	59,3	112,0	5	67,0	180,0	15,0	VOLKSWAGEN 3D0 615 601 D MERCEDES BENZ 220 423 03 12

Abmessungen Bremsscheiben

Dimensions brake discs - Misure dischi freno -

Dimensions Disques de frein - Medidas disco de freno



S Fixierschraube - fixing screw - vite di riparazione - vis de fixation - tornillo quejija
 L legiert - alloyed - alligato/legato - allié - aleado
 ● gelocht - perforated - perforato - poinçonné - perforado
 B beschichtet - coated - rivestito - revêtu - recubierto
 V ventiliert - ventilated - ventilato - ventilé - ventilado
 HC hochgekohlt - high carbon - ad alto tenore di carbonio - à haute teneur en carbone - altamente carbonizado

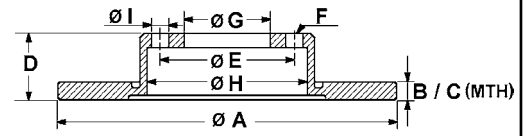
		S	B	H	C	L	V	A	B	C	D	E	F	G	H	I	OE - #	
24.0122-0214.1	422214		B		HC		V	335,0	22,0	20,0	42,4	112,0	5	68,0	191,5	15,3	AUDI/VW VOLKSWAGEN	4E0 615 601 L 3D0 615 601 C
24.0122-0215.1	422215		B		HC		V	314,0	22,0	18,0	75,5	120,0	5	76,0	185,0	16,6	VOLKSWAGEN	7L6 615 601 G
24.0122-0216.1	422216		S	B			V	260,0	22,0	19,8	44,0	100,0	4	61,0	125,0	13,6	NISSAN	40206-AX600 40206-AX603
24.0122-0217.2	422217						V	262,5	22,0	20,0	72,0	108,0	5	46,0	60,0	M12x1,5	RENAULT	77 01 207 795
24.0122-0218.1	422218		B		HC	L	V	300,0	22,0	19,4	57,5	112,0	5	67,0	164,0	15,0	VOLVO	270876
24.0122-0219.1	422219		B		HC		V	310,0	22,0	20,0	48,5	112,0	5/9	65,0	169,0	15,3	MERCEDES BENZ	129 423 03 12
24.0122-0220.1	422220		B		HC		V	300,0	22,0	20,0	36,2	112,0	5/9	68,0	172,0	15,3	AUDI/SKODA/VW	1K0 615 601 N
24.0122-0221.1	422221		B		HC		V	256,0	22,0	20,0	48,1	112,0	5	68,0	135,0	15,3	AUDI	8E0 615 601 R
24.0122-0222.1	422222		B		HC		V	269,0	22,0	20,0	54,1	112,0	5	68,0	135,0	15,4	AUDI/VW	8D0 615 601 D
24.0122-0223.1	422223		B		HC		V	330,0	22,0	20,0	49,4	112,0	5	68,0	138,0	15,3	AUDI/VW	4B3 615 601
24.0122-0224.1	422224		S	B			V	320,0	22,0	20,4	79,7	120,0	5	75,0	185,0	16,5	AUDI	4F0 615 601 F
24.0122-0225.1	422225						V	284,0	22,0	20,2	39,4	98,0	5	59,0	127,0	13,0	BMW	34 21 3 332 217
24.0122-0226.1	422226		S	B			V	330,0	22,0	19,4	63,0	112,0	5	67,0	210,0	15,2	ALFA ROMEO	46427948 60606170
24.0122-0227.1	422227						V	235,0	22,0	20,0	45,0	100,0	4	55,0	124,5	13,0	MERCEDES BENZ	164 423 13 12
24.0122-0228.1	422228		B		HC	L	V	300,0	22,0	19,4	49,0	112,0	5	67,0	164,0	13,2	KIA	MDX74-33-251
24.0122-0229.1	422229						V	300,0	22,0	19,4	58,3	112,0	5	67,0	180,0	15,2	CHRYSLER	5135 505AA
24.0122-0230.1	422230						V	285,0	22,0	20,4	38,5	114,3	5	69,0	145,0	12,5	MERCEDES BENZ	210 423 08 12
24.0122-0231.1	422231		S	B			V	257,0	22,0	20,0	40,5	100,0	4/6	60,0	126,0	14,5	MERCEDES BENZ	230 423 04 12
24.0122-0232.1	422232		S	B			V	276,0	22,0	19,4	44,5	112,0	5	67,0	145,0	15,3	MITSUBISHI	MR334996
24.0122-0233.1	422233		S	B			V	292,0	22,0	20,0	43,2	110,0	5	70,0	139,0	16,6	FIAT	55700920 55700921
24.0122-0234.1	422234						V	281,0	22,0	20,2	47,5	108,0	5	59,0	133,8	14,7	OPEL/VAUXHALL	5 69 024/93188917 5 69 065/9319724
24.0122-0235.1	422235						V	270,0	22,0	20,0	46,0	100,0	4	55,0	125,0	13,0	MERCEDES BENZ	169 421 08 12
24.0122-0236.1	422236		S	B			V	336,0	22,0	20,4	67,3	120,0	5	75,0	185,0	14,5	ALFA ROMEO	51760274 51767380
24.0122-0237.1	422237		B				V	277,0	22,0	20,4	45,5	108,0	6	87,0	170,0	10,5	LANCIA	46469907
24.0122-0238.1	422238		S	B			V	292,0	22,0	20,4	73,3	120,0	5	79,0	151,5	14,5	MAZDA	N0YY-33-25X
24.0122-0239.1	422239		S	B			V	284,0	22,0	20,4	73,3	120,0	5	79,0	151,5	16,6	BMW	34 21 6 855 004
24.0122-0240.1	422240		B				V	258,0	22,0	20,0	46,0	100,0	4	55,0	131,0	14,3	HYUNDAI	HQ232405
24.0122-0241.1	422241		S	B			V	284,0	22,0	20,0	43,5	100,0	4/6	60,0	127,0	14,2	MITSUBISHI	HQ232405
24.0122-0242.1	422242		S	B			V	310,0	22,0	20,0	58,6	112,0	5	65,0	140,0	15,3	BMW	34 11 6 854 997
24.0122-0243.1	422243		B		HC		V	330,0	22,0	20,0	42,5	112,0	5	68,0	146,0	15,3	BMW	34 11 6 792 215
24.0122-0244.1	422244						V	294,0	22,0	20,4	44,2	100,0	4	64,2	150,0	14,7	BMW	34 11 6 854 996
24.0122-0245.1	422245		B		HC	L	V	285,0	22,0	19,0	72,0	130,0	5	85,0	156,3	15,0	DAIHATSU	43512-0D060
24.0122-0246.1	422246		B				V	255,0	22,0	19,0	46,3	100,0	4	55,0	131,0	14,5	TOYOTA	43512-0D060
24.0122-0247.1	422247		B		HC		V	294,0	22,0	20,4	44,2	100,0	4	64,2	150,0	16,2	FIAT	55700922 55700923
24.0122-0248.1	422248		B		HC		V	280,0	22,0	20,4	44,2	100,0	4	64,2	150,0	16,2	OPEL/VAUXHALL	55 69 025/93188918
24.0122-0249.1	422249		B				V	290,0	22,0	20,0	45,0	114,3	5	72,0	142,8	13,0	AUDI	8J0 615 601 A
24.0122-0250.1	422250		S	B			V	330,0	22,0	20,0	36,4	112,0	5	68,0	154,0	15,3	AUDI	4F0 615 601 B
24.0122-0252.1	422252		B				V	280,0	22,0	20,0	47,0	114,3	5	62,0	146,3	12,7	MINI	34 11 6 774 986
24.0122-0253.1	422253						V	297,0	22,0	20,0	70,2	139,7	6	108,0	170,0	14,5	MINI	34 11 6 774 985
24.0122-0254.1	422254		B				V	275,0	22,0	19,0	46,5	100,0	4	55,0	131,0	14,5	MAZDA	NF4Y-33-25X
24.0122-0255.1	422255						V	302,0	22,0	20,0	35,0	108,0	5	71,1	132,7	13,0	MAZDA	N12Y-33-25X
24.0122-0256.1	422256		B				V	275,0	22,0	19,0	46,3	114,3	5	62,0	145,0	14,8	AUDI	8K0 615 601 C
24.0122-0257.1	422257		S	B			V	324,0	22,0	20,4	77,3	120,0	5	75,0	185,0	14,5	FIAT	71742850 71750162
24.0122-0258.1	422258						V	255,0	22,0	20,0	49,3	100,0	5	55,0	131,0	14,5	SUZUKI	55311-79J01 55311-79J02
24.0122-0259.1	422259		B		HC		V	302,0	22,0	20,0	40,8	108,0	5	63,5	165,0	15,8	TOYOTA	55311-80J02
24.0122-0260.1	422260		B				V	256,0	22,0	20,0	46,6	100,0	4	62,2	126,0	12,5	TOYOTA	43512-35280 43512-35310
24.0122-0261.1	422261		B				V	302,0	22,0	20,0	50,7	108,0	5	63,5	165,0	15,7	TOYOTA	43512-52130
24.0122-0262.1	422262						V	276,0	22,0	19,0	72,5	118,0	5	73,0	145,0	15,5	CITROEN	96 879 907 80
24.0122-0263.1	422263		B				V	254,0	22,0	20,0	42,0	100,0	4	55,0	137,0	13,0	TOYOTA	43512-12670
24.0122-0264.1	422264		B				V	290,0	22,0	19,0	78,0	127,0	8	110,0	172,0	10,7	BMW	34 21 6 778 649
24.0122-0266.1	422266		B		HC	L	V	290,0	22,0	19,0	42,5	120,0	10	102,0	144,3	10,5	TOYOTA	43512-47030
																	VOLVO	31341483
																	HYUNDAI	51712-1G000
																	KIA	51712-1G000
																	VOLVO	31277357
																	IVECO	42470836
																	DAIHATSU	43512-B1030-000
																	SUBARU	43512B1030
																	NISSAN	43206-MA50A 43207-9X100
																	RENAULT	50 10 260 604



Abmessungen Bremsscheiben

Dimensions brake discs - Misure dischi freno -

Dimensions Disques de frein - Medidas disco de freno



S Fixierschraube - fixing screw - vite di riparazione - vis de fixation - tornillo quefija

B beschichtet - coated - rivestito - revêtu - recubierto

HC hochgekohlt - high carbon - ad alto tenore di carbonio - à haute teneur en carbone - altamente carbonizado

L legiert - alloyed - alligato/legato - allié - aleado

V ventiliert - ventilated - ventilato - ventilé - ventilado

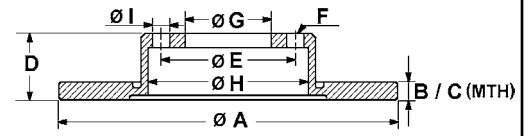
● gelocht - perforated - perforato - poinçonné - perforado

		S	B	HC	L	V	A	B	C	D	E	F	G	H	I	OE - #		
24.0122-0267.1	422267		B		HC	L	V	290,0	22,0	19,0	78,0	132,0	8	115,0	172,0	10,8	RENAULT	50 10 260 609
24.0122-0268.1	422268		B				V	322,0	22,0	20,2	62,0	114,3	5	68,0	172,0	12,7	NISSAN	43206-CD005
24.0122-0270.1	422270	S	B		HC		V	258,0	22,0	19,8	44,0	100,0	4	61,0	125,3	13,5	MERCEDES BENZ	415 420 01 01
																	RENAULT	77 01 210 081
24.0122-0271.1	422271	S	B		HC		V	294,0	22,0	20,4	45,2	120,0	5	79,0	152,0	16,5	MINI	34 11 9 804 828
24.0122-0272.1	422272	S	B		HC		V	330,0	21,9	20,0	36,0	112,0	5	68,0	147,7	15,3	AUDI	4H0 615 601 D
																		4H0 615 601 H
24.0122-0273.1	422273	S	B		HC		V	356,0	22,0	20,0	36,2	112,0	5	68,0	159,8	15,3	AUDI	4H0 615 601 F
24.0122-0276.1	422276		B				V	275,0	22,0	19,0	46,3	100,0	5	55,0	131,0	14,5	SUBARU	4351212710
																	TOYOTA	43512-12710
24.0122-0277.1	422277		B				V	260,0	22,0	20,0	44,0	100,0	4	61,0	130,0	12,8	NISSAN	40206-1HA0A
24.0122-0724.1	422724		B				V	300,0	22,0	20,4	72,3	139,7	6	94,0	199,0	12,6	MITSUBISHI	MR418067
24.0123-0100.1	423100						V	246,0	23,0	21,0	55,5	92,0	4	73,0	115,0	10,6	OPEL/VAUXHALL	5 69 036/90009433
24.0123-0101.1	423101						V	280,0	23,4	21,5	43,5	108,0	4	68,0	152,8	15,0	SAAB	4002150
																		8965550
24.0123-0102.1	423102						V	282,0	23,0	21,0	34,0	114,3	4	92,0	160,0	M10x1,25	HONDA	45251-SM4-G02
																	ROVER	GBD90837
24.0123-0103.1	423103						V	260,0	23,0	21,0	34,0	114,3	4	92,0	160,0	M10x1,25	HONDA	45251-SM4-020
																	ROVER	GBD90836
24.0123-0104.1	423104	S	B				V	282,0	23,0	21,0	47,1	114,3	5	70,2	148,5	12,6	HONDA	45251-S2H-N00
																		45251-SP0-000
																		45251-SZ3-000
																		45251-SZ3-E00
24.0123-0105.1	423105						V	260,0	23,0	21,0	47,2	114,3	4	64,1	141,0	12,8	HONDA	45251-S1A-G60
																		45251-SS0-000
24.0123-0106.1	423106						V	282,0	23,0	21,0	47,2	114,3	4	64,1	141,0	13,0	HONDA	45251-SS0-A00
																		45251-ST3-E60
24.0123-0108.1	423108						V	295,0	22,5	21,0	66,5	120,7	5	80,0	154,3	13,4	JAGUAR	JLM 1305
24.0123-0109.1	423109	S	B				V	282,0	23,0	21,0	47,1	114,3	5	64,1	141,0	12,5	HONDA	45251-S7A-N10
																		45251-SCA-E00
24.0123-0110.1	423110	S	B				V	282,0	23,0	21,0	47,2	114,3	5	64,2	141,0	12,6	HONDA	45251-S7A-E10
																		45251-SMG-G10
																		45251-SMG-E31
24.0123-0111.1	423111	S	B				V	260,0	23,0	21,0	44,5	100,0	4	64,1	141,5	13,0	HONDA	45251-S6F-E10
24.0123-0112.1	423112		B		HC		V	258,0	23,0	21,0	43,9	100,0	4	55,0	135,8	13,0	MAZDA	DF71-33-251
24.0123-0113.1	423113		B				V	258,0	23,0	21,0	43,8	108,0	4	63,5	136,0	13,0	FORD	1523795
																		1535924
																		1546835
																		1679853
																		8V51-1125-AC
																		8V51-1125-AD
24.0123-0114.1	423114	S	B				V	315,0	22,9	21,5	48,0	120,0	5	67,4	172,0	16,3	CHEVROLET	13501314
																		OPEL/VAUXHALL
																		5 69 062/13501303
																		5 69 128/13502199
																		13502199
24.0124-0103.1	424103		B				V	252,5	24,0	22,0	53,5	95,0	6	76,0	105,0	M10x1,5	OPEL/VAUXHALL	44 03 283/9111283
																		RENAULT
																		FORD
																		MAZDA
																		E92Z 1125A
																		GJ25-33-25XD
																		GJ55-33-25XC
24.0124-0107.1	424107						V	270,0	24,0	22,6	71,2	100,0	5	78,6	138,5	M10	FORD	5022675
24.0124-0109.1	424109						V	260,0	24,2	22,2	51,6	112,0	5	72,0	137,0	13,7	FORD	6158214
24.0124-0110.1	424110						V	280,0	24,0	21,0	58,4	110,0	5	70,0	139,0	14,0	OPEL/VAUXHALL	5 69 038/90271133
24.0124-0111.1	424111						V	258,0	24,0	21,0	58,4	110,0	5	70,0	139,0	14,0	OPEL/VAUXHALL	5 69 039/90271134
24.0124-0112.1	424112						V	239,5	24,2	22,2	58,1	108,0	4	63,5	136,0	13,7	FORD	5022659
																		5022660
																		5022948
																		5023573
24.0124-0113.1	424113						V	260,0	24,2	22,2	58,1	108,0	4	63,5	136,0	13,7	FORD	1102560
																		5022663
24.0124-0114.1	424114						V	266,0	24,0	22,4	45,2	114,3	4	69,0	144,0	12,6	MITSUBISHI	MB366080
																		MB500968
																		MB500969
24.0124-0115.1	424115	S	B		HC	L	V	256,0	24,0	21,0	41,0	100,0	4/6	60,0	123,0	14,0	DAEWOO	96179110
																		OPEL/VAUXHALL
																		5 69 001/90487402
24.0124-0116.1	424116				HC	L	V	299,0	24,0	22,0	71,0	130,0	5	103,0	180,0	15,4	PORSCHE	951 352 041 01
24.0124-0117.1	424117				HC	L	V	299,0	24,0	22,0	100,0	130,0	5	103,0	180,0	15,4	PORSCHE	951 352 041 02
24.0124-0118.1	424118		B		HC	L	V	280,0	24,0	20,0	64,5	112,0	5	68,2	144,0	16,5	VOLKSWAGEN	701 615 301 D
24.0124-0119.1	424119		B		HC	L	V	286,0	24,0	21,0	58,4	110,0	5	70,0	139,0	14,0	OPEL/VAUXHALL	5 69 053/90487103
24.0124-0120.1	424120		B				V	260,0	24,0	22,2	47,0	108,0	4	63,5	136,0	13,6	FORD	4070865
																		5026784
24.0124-0121.1	424121						V	260,0	24,2	22,2	53,1	112,0	5	63,5	138,0	13,7	FORD	5027462
																		5027463
24.0124-0125.1	424125						V	260,0	24,2	22,2	44,0	108,0	4	63,5	136,0	13,7	FORD	5025950

Abmessungen Bremsscheiben

Dimensions brake discs - Misure dischi freno -

Dimensions Disques de frein - Medidas disco de freno



S Fixierschraube - fixing screw - vite di riparazione - vis de fixation - tornillo quefija
 B beschichtet - coated - rivestito - revêtu - recubierto
 HC hochgekohlt - high carbon - ad alto tenore di carbonio - à haute teneur en carbone - altamente carbonizado
 L legiert - alloyed - alligato/legato - allié - aleado
 V ventiliert - ventilated - ventilato - ventilé - ventilado
 ● gelocht - perforated - perforato - poinçonné - perforado

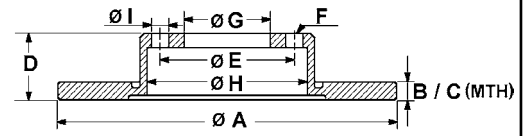
		S	B	HC	L	V	A	B	C	D	E	F	G	H	I	OE - #	
24.0124-0127.1	424127		B			V	280,0	24,0	21,9	67,6	118,0	5	73,0	142,0	15,5	CITROEN FIAT PEUGEOT	4246 Y1 4249 99 4249 K3 46806233 51728377 51740244 51848619 4246 X9 4249 99 4249 K3
24.0124-0128.1	424128	S	B	HC		V	280,0	24,0	20,0	55,2	112,0	5	68,2	144,0	16,5	VOLKSWAGEN	7D0 615 301 C
24.0124-0129.1	424129		B			V	258,0	24,0	22,0	48,6	114,3	5	72,0	142,5	13,0	FORD MAZDA	3958455 GA2Y-33-25X GA4Y-33-25X GA4Y-33-25XC GA4Y-33-25XD GA4Y-33-25XJ GA5Y-33-25X GA5Y-33-25XD
24.0124-0131.1	424131		B			V	254,0	24,2	22,2	43,0	100,0	5	78,5	104,0	M10	FORD	5025610 5029815
24.0124-0132.1	424132		B			V	270,0	24,2	22,2	43,0	100,0	5	78,5	104,0	M10	FORD	5029816
24.0124-0133.1	424133		B	HC	L	V	284,0	24,0	21,0	41,0	110,0	5/8	70,0	145,0	14,0	OPEL/VAUXHALL SAAB	5 69 047/90442513 4241428
24.0124-0136.1	424136		B			V	256,0	24,0	21,5	45,5	114,3	4	69,0	145,0	12,6	HYUNDAI/KIA MITSUBISHI	51712-M2000 MB407639 MB928995 MR128153 MR205584 MR205585 30872926
24.0124-0137.1	424137					V	278,0	24,0	22,0	70,0	120,0	6	95,0	136,0	M12x1	VOLVO RENAULT	30872926 50 00 388 057
24.0124-0138.1	424138		B			V	300,0	24,0	21,9	65,5	130,0	5	80,0	161,0	17,5	CITROEN FIAT PEUGEOT	4246 Y3 4249 36 4249 H2 46806234 51728378 51740247 51858363 4246 Y5 4249 35 4249 H2
24.0124-0139.1	424139	S	B			V	260,0	24,0	22,0	28,0	108,0	4	66,0	133,5	13,0	PEUGEOT	4246 L9
24.0124-0140.1	424140		B			V	276,0	24,0	22,4	45,1	108,0	6	87,0	136,0	10,6	MITSUBISHI	MB618716 MB928120 MB928697 MR129648 MR129649
24.0124-0141.1	424141		B			V	260,0	24,0	22,0	56,8	100,0	5	58,0	129,0	12,8	SUBARU	26300AE091 26310AA021 26310AA031 26310AA032 26310AC060
24.0124-0142.1	424142					V	256,0	24,0	22,4	45,3	114,3	5	69,0	145,0	12,6	MITSUBISHI	MB618799 MB668108
24.0124-0143.1	424143		B			V	298,5	24,0	22,0	70,0	127,0	5	101,6	158,0	10,0	LAND ROVER	FTC902
24.0124-0144.1	424144					V	276,0	24,0	22,4	45,2	114,3	5	69,0	165,0	12,6	MITSUBISHI	MB618344 MB858799
24.0124-0145.1	424145		B			V	277,0	24,0	22,0	56,5	100,0	5	58,0	129,0	13,0	SUBARU	26300AE050 26300AE070 26300AE071 26310AA091 26310AA092 26310AA120 26310AA121
24.0124-0146.1	424146		B			V	256,0	24,0	22,4	45,3	114,3	4	69,0	145,0	12,6	HYUNDAI/KIA MITSUBISHI	51712-M2010 MB668886 MB950570
24.0124-0147.1	424147					V	256,0	24,0	22,4	45,3	114,3	5	69,0	145,0	12,6	MITSUBISHI	MB699761
24.0124-0148.1	424148					V	278,0	24,0	22,2	35,5	108,0	4	63,5	137,0	13,7	FORD	5024174 5026674
24.0124-0149.1	424149		B			V	278,0	24,1	22,2	46,9	108,0	4	63,5	136,0	13,6	FORD	4070864 5026785
24.0124-0151.1	424151					V	260,0	24,3	22,8	53,0	108,0	4	63,5	137,0	13,8	FORD	5022664



Abmessungen Bremsscheiben

Dimensions brake discs - Misure dischi freno -

Dimensions Disques de frein - Medidas disco de freno



S Fixierschraube - fixing screw - vite di riparazione - vis de fixation - tornillo quefija

B beschichtet - coated - rivestito - revêtu - recubierto

HC hochgekohlt - high carbon - ad alto tenore di carbonio - à haute teneur en carbone - altamente carbonizado

L legiert - alloyed - alligato/legato - allié - aleado

V ventiliert - ventilated - ventilato - ventilé - ventilado

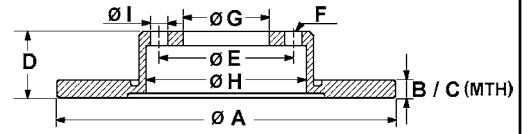
● gelocht - perforated - perforato - poinçonné - perforado

		S	B	HC	L	V	A	B	C	D	E	F	G	H	I	OE - #		
24.0124-0152.1	424152	S	B	HC	L	V	256,0	23,8	21,0	41,1	100,0	4	60,0	123,0	14,3	OPEL/VAUXHALL	5 69 059/9117677	
24.0124-0155.1	424155					V	263,0	24,0	22,8	64,3	108,0	5	68,0	140,0	16,5	VOLVO	1229349	
24.0124-0158.1	424158	S	B	HC	L	V	280,0	24,0	21,8	44,0	100,0	4	61,0	140,0	13,6	RENAULT	77 01 207 829	
24.0124-0159.1	424159		B			V	281,0	23,9	21,5	45,7	114,3	4	69,0	146,5	12,5	MITSUBISHI	M818027	
																VOLVO	30818027	
24.0124-0161.1	424161		B			V	300,0	23,9	22,0	47,0	108,0	5	63,5	155,0	13,7	FORD	1376118	
																	4179398	
																	4181042	
																JAGUAR	C2S 35270	
																	C2S 42667	
24.0124-0162.1	424162		B			V	280,0	24,0	21,0	61,5	110,0	6	79,5	119,0	M10x1,5	OPEL/VAUXHALL	45 00 098/9160398	
																	RENAULT	77 00 302 128
24.0124-0163.1	424163	S				V	256,0	24,0	22,0	47,1	100,0	4/6	60,0	134,0	13,2	CHEVROLET	96286933	
																	DAEWOO	96312559
																	96286933	96312559
24.0124-0164.1	424164		B			V	258,0	24,0	22,0	47,0	100,0	4	55,0	125,0	13,0	MAZDA	BJ1Y-33-25X	
24.0124-0165.1	424165		B	HC	L	V	298,0	24,0	22,0	67,0	130,0	5	98,0	164,0	15,4	PORSCHE	986 351 401 05	
24.0124-0166.1	424166		B	HC	L	V	260,0	24,0	21,0	41,0	100,0	4/6	60,0	126,0	14,5	OPEL/VAUXHALL	5 69 000/9196050	
24.0124-0167.1	424167		B			V	276,0	24,5	22,1	43,0	100,0	5	82,0	136,0	M10	FORD	4395257	
24.0124-0168.1	424168		B			V	294,0	24,5	22,1	43,0	100,0	5	82,0	136,0	M10	FORD	4041428	
24.0124-0169.1	424169		B	HC		V	280,0	24,0	21,8	46,9	108,0	5	61,0	139,8	13,5	RENAULT	82 00 007 121	
24.0124-0170.1	424170		B			V	276,0	24,0	22,4	45,0	114,3	4	69,0	145,0	12,5	MITSUBISHI	MR389725	
																	MR475331	
24.0124-0171.1	424171	S	B	HC	L	V	280,0	24,0	21,8	44,0	108,0	5	61,0	140,0	15,5	RENAULT	77 01 206 198	
24.0124-0172.1	424172					V	284,5	24,0	22,4	51,0	139,6	5	96,3	171,0	12,5	KIA	0K011-33-251D	
																	0K01A-33-251C	0K01A-33-25XB
24.0124-0173.1	424173					V	258,0	24,0	22,0	48,6	114,3	4	72,0	143,7	13,0	KIA	0K9AA-33-251	
																	0K9AA-33-251B	0K9AA-33-251C
24.0124-0174.1	424174					V	284,0	24,2	22,9	60,5	111,1	5	82,6	138,5	11,5	JAGUAR	JLM 727	
																	JLM 776	
24.0124-0175.1	424175		B			V	273,5	24,0	22,0	47,5	114,3	5	72,0	143,0	13,0	MAZDA	GF3Y-33-25XA	
24.0124-0176.1	424176		B	HC	L	V●	299,0	24,0	22,0	75,0	130,0	5	98,0	180,0	15,4	PORSCHE	996 352 401 05	
24.0124-0177.1	424177		B	HC		V	345,0	24,0	22,4	67,0	120,0	5	79,0	185,0	16,5	BMW	34 21 1 166 129	
24.0124-0178.1	424178		B			V	282,5	24,0	22,4	38,0	114,3	5	73,5	159,3	14,0	CHRYSLER	4721 820AE	
24.0124-0179.1	424179		B			V	278,0	24,0	22,0	44,5	108,0	5	63,5	136,0	13,7	FORD	4367104	
																	4367106	4455980
																	4457985	
24.0124-0181.1	424181	S	B	HC		V	310,0	24,0	22,4	77,0	120,0	5	79,0	161,0	14,5	BMW	34 11 6 764 021	
24.0124-0182.1	424182					V	276,0	24,0	22,4	45,0	114,3	5	69,0	145,0	12,5	MITSUBISHI	MR449817	
																	MR449818	
24.0124-0183.1	424183		B	HC	L	V●	299,0	24,0	22,0	65,0	130,0	5	103,0	180,0	15,4	PORSCHE	993 352 041 02	
24.0124-0184.1	424184		B			V	257,0	24,0	22,1	46,7	114,3	4	69,0	141,5	12,7	HYUNDAI	51712-2D310	
24.0124-0185.1	424185		B			V	258,0	24,0	22,0	48,5	100,0	4	57,0	143,6	13,0	KIA	0K2N1-33-251	
24.0124-0186.1	424186			HC		V	370,0	24,0	22,4	67,0	120,0	5	79,0	185,0	16,5	BMW	34 21 1 166 131	
24.0124-0187.1	424187		B			V	254,0	24,0	22,0	50,7	100,0	4	55,0	141,0	13,0	KIA	41712-FD-300	
24.0124-0188.1	424188		B	HC	L	V	278,0	24,0	21,4	55,5	112,0	5	67,0	164,0	15,0	MERCEDES BENZ	124 423 08 12	
24.0124-0189.1	424189			HC	L	V	282,5	24,0	22,6	35,0	126,0	5	107,0	145,0	8,4	PORSCHE	911 351 041 22	
24.0124-0190.1	424190			HC	L	V	290,0	24,0	22,6	83,0	130,0	5	90,0	180,0	15,4	PORSCHE	911 352 041 08	
24.0124-0191.1	424191	S	B	HC		V	300,0	24,0	21,8	43,9	100,0	4	61,0	139,8	13,5	RENAULT	77 01 207 897	
24.0124-0192.1	424192		B			V	256,0	24,0	21,5	45,6	114,3	4	69,0	139,0	12,7	MITSUBISHI	4605A068	
																	SMART	454 420 00 01
24.0124-0193.1	424193					V	282,5	24,0	22,4	38,0	114,3	5	73,5	144,0	14,0	CHRYSLER	4509 340	
24.0124-0194.1	424194		B	HC	L	V●	299,0	24,0	22,0	67,0	130,0	5	98,0	180,0	15,4	PORSCHE	986 352 403 01	
																	987 352 403 00	
24.0124-0195.1	424195					V	274,0	24,1	22,0	40,4	114,3	5	72,0	142,5	13,0	KIA	0K552-33-251	
																	0K552-33-251A	0K56A-33-251
																	KJ002-33-251C	26300AE061
24.0124-0196.1	424196		B			V	293,5	24,0	22,0	56,7	100,0	5	58,0	129,0	13,0	SUBARU	26300SA001	
24.0124-0197.1	424197	S	B	HC		V	300,0	24,0	22,4	73,5	120,0	5	79,0	152,0	14,5	BMW	34 11 6 764 643	
																	34 11 6 854 998	
24.0124-0198.1	424198					V	300,0	24,0	22,0	44,5	108,0	4	63,5	156,5	13,7	FORD	4328921	
																	4410264	
24.0124-0199.1	424199	S	B			V	256,0	24,0	21,0	46,8	114,3	4	60,0	141,0	12,6	CHEVROLET/DAEWOO	96264591	
																	96328338	96549782
24.0124-0200.1	424200	S	B	HC		V	330,0	24,0	22,4	73,3	120,0	5	79,0	174,0	14,5	BMW	34 11 6 854 999	
24.0124-0201.2	424201	S	B	HC		V	345,0	24,0	22,4	63,2	120,0	5	75,0	185,0	14,5	BMW	34 21 6 763 827	
24.0124-0202.1	424202					V	276,0	24,0	22,4	45,2	114,3	6	93,0	137,0	10,6	MITSUBISHI	MB895730	

Abmessungen Bremsscheiben

Dimensions brake discs - Misure dischi freno -

Dimensions Disques de frein - Medidas disco de freno



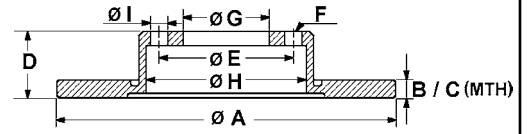
S Fixierschraube - fixing screw - vite di riparazione - vis de fixation - tornillo quefija
 B beschichtet - coated - rivestito - revêtu - recubierto
 HC hochgekohlt - high carbon - ad alto tenore di carbonio - à haute teneur en carbone - altamente carbonizado
 L legiert - alloyed - alligato/legato - allié - aleado
 V ventiliert - ventilated - ventilato - ventilé - ventilado
 ● gelocht - perforated - perforato - poinçonné - perforado

		S	B	HC	L	V	A	B	C	D	E	F	G	H	I	OE - #	
24.0124-0203.1	424203	S	B	HC		V	312,0	23,9	22,4	73,7	120,0	5	79,0	152,0	14,5	BMW	34 11 6 855 006
24.0124-0207.1	424207					V	254,0	24,0	22,4	39,0	108,0	6	67,0	132,6	10,6	MITSUBISHI	MB950958
24.0124-0210.1	424210		B	HC	L	●	298,0	24,0	22,0	67,0	130,0	5	98,0	164,0	15,4	PORSCHE	987 351 402 01
24.0124-0211.1	424211		B	HC	L	●	298,0	24,0	22,0	67,0	130,0	5	98,0	164,0	15,4	PORSCHE	987 351 401 01
24.0124-0212.1	424212	S	B	HC	L	V	320,0	24,0	21,4	58,2	112,0	5	67,0	180,0	15,2	MERCEDES BENZ	221 423 10 12
24.0124-0213.1	424213		B	HC		V	345,0	24,0	22,4	74,0	120,0	5	79,0	185,0	16,5	BMW	34 21 6 765 889
24.0124-0214.1	424214		B	HC		V	370,0	24,0	22,4	74,0	120,0	5	79,0	185,0	16,5	BMW	34 21 6 765 891
24.0124-0215.1	424215		B			V	294,0	24,0	22,4	45,5	114,3	5	69,0	147,8	12,6	CITROEN	4249 59
																MITSUBISHI	4615A006
																	MR128659
																	MR205215
																	PEUGEOT
24.0124-0216.1	424216	S	B	HC		V	345,0	24,0	22,4	78,5	120,0	5	75,0	185,0	16,5	BMW	34 21 6 793 246
24.0124-0217.1	424217		B			V	302,5	24,0	22,0	45,0	114,3	5	72,0	144,0	13,0	MAZDA	F152-33-251A
24.0124-0218.1	424218		B			V	322,6	24,0	22,0	45,0	114,3	5	72,0	144,0	13,0	MAZDA	F160-33-251A
24.0124-0219.2	424219	S	B	HC		V	385,0	24,0	22,4	78,5	120,0	5	75,0	185,0	16,5	BMW	34 21 6 779 535
24.0124-0220.1	424220					V	254,0	24,0	22,4	40,0	108,0	5	87,0	153,5	10,6	HYUNDAI	58129-4A000
24.0124-0221.1	424221	S	B	HC		V	280,0	24,0	21,8	44,0	114,3	5	68,0	140,0	15,8	DACIA	40 20 641 51R
																	RENAULT
24.0124-0222.1	424222	S	B	HC		V	280,0	24,0	21,8	44,0	108,0	5	61,0	140,0	15,8	MERCEDES BENZ	40 20 600 10R
																	415 420 00 01
																	415 421 04 12
																	77 01 209 839
24.0124-0223.1	424223	S	B	HC		V	280,0	24,0	21,8	44,0	108,0	5	61,0	140,0	15,8	RENAULT	77 01 208 848
24.0124-0224.1	424224	S	B	HC		V	300,0	24,0	21,8	44,0	108,0	5	61,0	140,0	15,8	RENAULT	77 01 208 849
24.0124-0226.1	424226	S	B	HC	L	●	320,0	24,0	22,0	58,2	112,0	5	67,0	180,0	15,2	MERCEDES BENZ	230 423 15 12
24.0124-0228.1	424228		B			V	294,0	24,0	21,0	87,5	108,0	8	84,0	142,0	10,5	IVECO	2996043
24.0124-0229.1	424229		B			V	263,0	24,0	22,0	53,0	118,0	6	96,0	144,0	M12x1,5	NISSAN	40206-F3901
24.0124-0231.2	424231	S		HC		●	350,0	24,0	22,4	66,5	120,0	5	75,0	185,0	14,5	BMW	34 21 2 283 803
24.0124-0232.2	424232	S		HC		●	350,0	24,0	22,4	66,5	120,0	5	75,0	185,0	14,5	BMW	34 21 2 283 804
24.0124-0233.2	424233	S	B	HC		V	345,0	24,0	22,4	69,0	120,0	5	75,0	185,0	16,5	BMW	34 21 6 775 289
24.0124-0234.2	424234	S		HC		●	370,0	24,0	22,4	61,6	120,0	5	75,0	185,0	14,5	BMW	34 21 2 282 808
24.0124-0235.2	424235	S		HC		●	370,0	24,0	22,4	61,6	120,0	5	75,0	185,0	14,5	BMW	34 21 2 282 807
24.0124-0236.1	424236	S	B	HC	L	V	320,0	24,0	21,4	68,2	112,0	5	67,0	180,0	15,2	MERCEDES BENZ	000 423 11 12
																	219 423 00 12
24.0124-0237.1	424237		B			V	278,0	24,0	22,0	47,3	114,3	4	60,0	141,0	12,5	CHEVROLET	96329364
24.0124-0238.1	424238		B			V	280,0	24,0	22,0	44,0	114,3	4	68,0	143,2	13,0	NISSAN	40206-EM10A
																	40206-ET01C
24.0124-0239.2	424239	S	B	HC		V	330,0	24,0	22,4	66,0	120,0	5	75,0	172,0	16,5	BMW	34 11 6 794 429
24.0124-0240.1	424240	S	B	HC		V	307,0	24,0	22,4	45,2	120,0	5	79,0	152,0	16,5	MINI	34 11 9 804 829
24.0124-0241.1	424241	S	B	HC		V	370,0	23,9	22,4	69,0	120,0	5	75,0	185,0	16,6	BMW	34 21 6 775 291
24.0124-0242.2	424242	S	B	HC		V	330,0	24,0	22,4	73,1	120,0	5	79,0	171,8	14,5	BMW	34 11 6 782 601
24.0124-0243.1	424243		B	HC	L	V	254,5	24,0	22,4	40,0	108,0	5	87,0	152,5	10,6	HYUNDAI	58129-4A100
24.0124-0702.1	424702		B			V	280,0	24,0	22,7	81,5	114,3	5	72,0	159,0	15,5	JEEP	5015 965AA
24.0124-0706.1	424706					V	257,0	24,0	22,4	45,5	114,3	4	69,0	141,5	12,5	HYUNDAI	51712-38100
24.0124-0723.1	424723					V	256,0	24,0	21,0	46,8	114,3	5	60,0	137,0	12,6	DAEWOO	96238673
24.0124-0724.1	424724					V	314,0	24,0	22,4	45,2	108,0	6	87,0	136,0	10,6	MITSUBISHI	MB699716
24.0124-0735.1	424735		B			V	278,0	24,0	22,0	47,0	114,3	5	72,0	143,0	14,2	FORD	4096352
																	4668068
																	MAZDA
																	EC02-33-25X
																	EF9Y-33-25X
24.0125-0100.1	425100			HC		V	280,0	25,0	23,4	78,0	120,0	5	74,0	144,0	14,5	BMW	34 11 1 121 902
																	34 11 1 152 296
																	34 11 1 163 141
24.0125-0102.1	425102			HC	L	V	276,0	25,0	23,0	46,5	112,0	5	68,0	135,0	15,4	AUDI	447 615 301 A
																	447 615 301 B
24.0125-0104.1	425104			HC		V	282,0	25,0	23,4	76,0	120,0	5	79,0	146,0	14,5	BMW	34 11 1 163 147
24.0125-0105.1	425105		B	HC		V	288,0	25,0	23,0	46,5	112,0	5/9	68,0	135,0	15,4	AUDI/SKODA	4A0 615 301 C
																	8E0 615 301 Q
																	4A0 615 301 D
24.0125-0106.1	425106		B	HC		V	276,0	25,0	23,0	56,5	108,0	4	68,0	135,0	15,4	AUDI	895 615 301 B
24.0125-0107.1	425107		B	HC	L	V	294,0	25,0	22,4	49,5	112,0	5	67,0	154,3	15,0	MERCEDES BENZ	124 421 24 12
24.0125-0108.1	425108		B	HC		V	288,0	25,0	23,0	28,5	100,0	5	65,0	136,0	15,6	VOLKSWAGEN	3A0 615 301 A
24.0125-0110.1	425110	S	B	HC	L	V	288,0	25,0	22,4	46,5	112,0	5	67,0	154,3	13,2	CHRYSLER	5098 063AA
																	MERCEDES BENZ
																	203 421 03 12
																	210 421 07 12
																	210 421 24 12
24.0125-0113.1	425113	S	B	HC		V	288,0	25,0	22,0	34,5	100,0	5	65,0	136,0	15,6	AUDI/SEAT/SKODA/VW	1J0 615 301 R
																	1J0 615 301 S
																	6R0 615 301 A
24.0125-0114.1	425114	S	B	HC		V	288,0	25,1	21,0	55,4	112,0	5	68,2	144,2	16,5	FORD	1045994
																	SEAT/VW
																	7M0 615 301 G
24.0125-0115.1	425115		B	HC		V	282,5	25,0									

Abmessungen Bremsscheiben

Dimensions brake discs - Misure dischi freno -

Dimensions Disques de frein - Medidas disco de freno



S Fixierschraube - fixing screw - vite di riparazione - vis de fixation - tornillo quefija

B beschichtet - coated - rivestito - revêtu - recubierto

HC hochgekohlt - high carbon - ad alto tenore di carbonio - à haute teneur en carbone - altamente carbonizado

L legiert - alloyed - alligato/legato - allié - aleado

V ventiliert - ventilated - ventilato - ventilé - ventilado

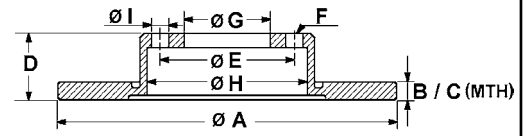
● gelocht - perforated - perforato - poinçonné - perforado

		S	B	HC	L	V	A	B	C	D	E	F	G	H	I	OE - #		
24.0125-0177.1	425177		B			V	257,0	24,5	22,4	47,6	114,3	4	69,0	141,5	12,5	KIA	51712-3C000	
24.0125-0178.1	425178		B			V	275,0	25,0	22,0	46,5	114,3	5	62,0	145,0	14,5	TOYOTA	43512-42040	
24.0125-0179.1	425179		S	B	HC	L	V	288,0	25,0	22,4	64,5	112,0	5	67,0	154,3	15,2	MERCEDES BENZ	204 421 00 12
24.0125-0182.1	425182		S			V	300,0	25,0	23,0	47,1	114,3	5	64,1	141,0	12,7	HONDA	45251-S9A-E50	
24.0125-0183.1	425183					V	282,0	25,0	23,0	47,0	114,3	5	64,1	142,5	13,0	HONDA	45251-S1A-E40 45251-S9A-E50	
24.0125-0184.1	425184		S	B	HC		V	314,0	25,0	23,0	52,4	112,0	5	68,0	154,0	15,3	AUDI	8K0 615 301
24.0125-0187.1	425187		B			V	280,0	25,0	23,0	47,2	114,3	5	64,1	142,2	13,0	HONDA	45251-SEA-E00	
24.0125-0188.1	425188		B			V	299,0	25,0	23,0	48,4	114,3	5	72,0	142,8	13,0	MAZDA	G33Y-33-25X	
24.0125-0189.1	425189		S	B			V	281,5	25,0	23,0	47,2	114,3	5	64,1	142,5	12,5	HONDA	45251-SJH-E10
24.0125-0190.1	425190		B			V	294,5	25,0	23,0	49,0	114,3	5	62,0	154,0	12,6	SUZUKI	55211-65J00	
24.0125-0195.1	425195		B	HC		V	320,0	25,0	23,0	48,5	114,3	5	72,0	148,0	13,7	MAZDA	B37F-33-25XA	
24.0125-0196.1	425196		B			V	255,0	25,0	22,0	49,2	100,0	5	55,0	136,0	14,5	TOYOTA	43512-47040	
24.0125-0197.1	425197		B	HC		V	320,0	25,0	23,0	48,5	108,0	5	63,5	148,0	13,7	FORD	1724956 3M51-2C375-CE VOLVO	
24.0125-0198.1	425198		S	B	HC	L	V	280,0	25,0	22,0	43,2	100,0	4/6	60,0	139,0	14,5	OPEL/VAUXHALL	5 69 007/93181113 5 69 067/93197712
24.0125-0199.1	425199		B	HC		V	278,0	25,0	23,0	48,5	108,0	5	63,5	140,0	13,7	FORD	1790221 AV61-1125-DB	
24.0125-0700.1	425700					V	275,0	25,0	23,0	49,2	100,0	5	55,0	129,0	14,5	TOYOTA	42512-20711	
24.0125-0706.1	425706					V	300,0	25,0	23,0	39,7	114,3	5	70,2	142,5	12,6	HONDA	45251-S2A-000	
24.0126-0100.1	426100			HC	L	V	283,0	26,0	24,0	48,0	108,0	5	71,0	130,5	13,0	CITROEN	95 661 813 96 099 616	
24.0126-0101.1	426101		B			V	280,3	26,0	23,0	50,3	108,0	4	68,0	139,0	14,5	PEUGEOT	4246 N8	
24.0126-0102.1	426102		B			V	280,3	26,0	23,0	50,3	108,0	5	68,0	139,0	14,5	VOLVO	271590 271788 272312	
24.0126-0103.1	426103					V	281,0	26,0	24,2	43,7	98,0	5	59,0	127,0	13,0	ALFA ROMEO	60621051	
24.0126-0104.1	426104		B			V	281,0	26,0	24,2	43,7	98,0	5	59,0	127,0	16,5	CITROEN	4246 J3	
24.0126-0105.1	426105					V	280,0	26,0	23,0	56,3	108,0	5	68,0	139,0	14,0	FIAT/LANCIA	1317651080	
24.0126-0106.1	426106		S	B		V	283,0	26,0	24,2	28,2	108,0	4	66,0	133,5	13,0	PEUGEOT	4246 J2	
24.0126-0107.1	426107		B	HC		V	302,0	26,0	23,0	50,0	108,0	5	68,0	151,0	14,4	VOLVO	31262209 3516567 6848902	
24.0126-0108.1	426108		B			V	257,0	26,0	24,0	52,5	114,3	5	68,0	139,5	12,8	NISSAN	4246 L8 4246 R7 272276	
24.0126-0109.1	426109					V	277,0	26,0	24,0	39,0	124,0	6	100,0	164,0	M10x1,25	FORD	40206-9C100 40206-9C101	
24.0126-0111.1	426111		B			V	280,0	26,0	24,6	36,0	109,0	6	88,0	175,0	M12x1,25	NISSAN	1954433 40206-0F000 40206-0F001 40206-31G01	
24.0126-0112.1	426112					V	257,0	26,0	24,0	45,5	100,0	4	61,0	148,0	12,8	ISUZU	97034034 97034035	
24.0126-0114.1	426114					V	281,0	26,0	24,2	54,2	98,0	5	59,0	127,0	13,2	OPEL/VAUXHALL	5 69 050/97034034 5 69 051/97034035	
24.0126-0115.1	426115		B	HC		V	300,0	26,0	22,0	56,0	112,0	5	68,2	144,0	16,5	NISSAN	40206-54C01	
24.0126-0116.1	426116		B	HC		V	303,0	26,0	23,0	51,5	112,0	5	67,0	168,0	15,0	LANCIA	82476515	
24.0126-0119.1	426119		B	HC		V	313,0	25,9	22,0	56,2	112,0	5	68,2	148,0	16,5	FORD	1141782	
24.0126-0120.1	426120		S	B		V	283,0	26,0	24,0	34,2	108,0	4	66,0	133,5	13,0	SEAT/VW	7M3 615 301 A	
24.0126-0121.1	426121		S	B	HC	L	V	283,0	26,0	24,0	48,3	108,0	5	71,1	133,0	13,2	MERCEDES BENZ	163 421 02 12 163 421 04 12 1108038
24.0126-0122.1	426122		B			V	285,5	26,0	23,0	50,3	108,0	5	68,0	139,0	16,5	FORD	4246 W2 4249 18 4249 84 4249 J6 PEUGEOT	
24.0126-0123.1	426123		B	HC		V	300,0	26,0	22,8	47,0	108,0	5	61,0	139,6	13,5	SEAT/VW	7M3 615 301	
24.0126-0125.1	426125		B			V	281,0	26,0	24,2	43,5	98,0	4	59,0	127,0	13,0	CITROEN	4246 W8 4249 17 4249 84 4249 J6 PEUGEOT	
						V	283,0	26,0	24,0	48,3	108,0	5	71,1	133,0	13,2	RENAULT	82 00 007 122	
						V	281,0	26,0	24,2	43,5	98,0	4	59,0	127,0	13,0	FIAT	46535086 46765546	

Abmessungen Bremsscheiben

Dimensions brake discs - Misure dischi freno -

Dimensions Disques de frein - Medidas disco de freno



S Fixierschraube - fixing screw - vite di riparazione - vis de fixation - tornillo quefija

B beschichtet - coated - rivestito - revêtu - recubierto

HC hochgekohlt - high carbon - ad alto tenore di carbonio - à haute teneur en carbone - altamente carbonizado

L legiert - alloyed - alligato/legato - allié - aleado

V ventiliert - ventilated - ventilato - ventilé - ventilado

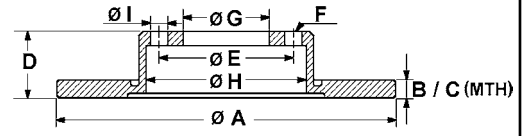
● gelocht - perforated - perforato - poinçonné - perforado

		S	B	HC	L	V	A	B	C	D	E	F	G	H	I	OE - #			
24.0126-0126.1	426126		B			V	276,0	26,0	24,0	46,2	114,3	5	69,0	141,5	12,6	HYUNDAI	51712-3B000		
24.0126-0127.1	426127		B			V	294,0	26,0	24,4	46,1	114,3	5	69,0	145,0	12,6	HYUNDAI	51712-26100		
24.0126-0128.1	426128		B		HC	L	V	280,0	26,0	24,4	47,4	114,3	5	69,0	141,5	12,5	HYUNDAI	51712-3K050	
																KIA	51712-1F000		
																		51712-2C000	
																		51712-3K050	
24.0126-0129.1	426129		B			V	280,0	26,0	24,4	47,3	114,3	4	69,0	141,4	12,7	HYUNDAI	51712-3C100		
																		51712-3D300	
24.0126-0130.1	426130		B			V	305,0	26,0	24,5	63,5	127,0	5	72,0	170,0	15,5	JEEP	5209 8672		
24.0126-0131.1	426131		B			V	276,0	26,0	24,4	45,5	114,3	4	69,0	145,0	12,5	MITSUBISHI	MR510742		
24.0126-0133.1	426133					V	281,0	26,0	24,2	47,2	108,0	5/10	59,0	134,0	14,5	ALFA/FIAT	46449390		
																		60814639	
24.0126-0134.1	426134		B			V	276,0	26,0	24,4	45,5	114,3	5	69,0	145,0	12,5	MITSUBISHI	MR510966		
24.0126-0135.1	426135		B			V	274,0	26,2	24,0	48,5	114,3	5	72,0	140,5	13,0	KIA	0K55A-33-251		
																		0K55B-33-251	
24.0126-0136.1	426136		B		HC	L	V●	330,0	26,0	24,0	68,2	112,0	5	67,0	180,0	15,0	MERCEDES BENZ	211 423 11 12	
24.0126-0137.1	426137		B		HC	L	V●	330,0	26,0	24,0	61,0	112,0	5	67,0	180,0	17,0	MERCEDES BENZ	220 423 09 12	
24.0126-0138.1	426138		B			V	295,0	26,0	24,0	49,2	114,3	5	62,0	141,0	14,5	TOYOTA	43512-0F010		
																		43512-05080	
24.0126-0139.1	426139		B			V	277,0	26,0	24,0	49,5	100,0	5	55,0	129,0	14,5	TOYOTA	43512-05040		
24.0126-0140.1	426140		S	B		V	302,0	26,0	24,0	34,2	108,0	4	66,0	133,0	13,0	CITROEN	4249 33		
																		96 876 021 80	
																		96 876 021 80	
24.0126-0141.1	426141		B			V	295,0	26,0	24,0	49,5	100,0	5	55,0	141,0	14,5	PEUGEOT	43512-05050		
																		43512-05070	
24.0126-0142.1	426142				HC	V	300,0	26,0	22,8	44,0	108,0	5	61,0	139,6	15,6	RENAULT	82 00 196 263		
24.0126-0143.1	426143		S	B		HC	L	V	280,0	26,0	24,0	48,5	114,3	4	72,0	143,5	13,0	KIA	0K2FA-33-251
24.0126-0144.1	426144				HC	L	V	290,0	26,0	23,0	70,0	96,0	8	70,0	135,0	14,5	MERCEDES BENZ	905 421 00 12	
24.0126-0145.1	426145		B			V	290,0	26,0	24,4	46,3	139,7	6	94,0	171,0	12,8	MITSUBISHI	4615A061		
																		MR407116	
																		MR407289	
24.0126-0146.1	426146		B		HC	L	V	278,0	26,0	23,0	43,3	110,0	5/7	70,0	136,0	14,0	OPEL/VAUXHALL	55 69 026/93188919	
24.0126-0148.1	426148		B			V	273,0	26,0	23,0	49,2	114,3	5	62,0	142,0	14,8	TOYOTA	43512-02180		
24.0126-0149.1	426149		S	B		HC	L	V	330,0	26,0	23,4	58,2	112,0	5	67,0	180,0	15,0	MERCEDES BENZ	230 423 08 12
24.0126-0150.1	426150		B		HC	L	V	280,0	26,0	24,4	47,2	114,3	5	69,0	143,5	12,5	HYUNDAI/KIA	51712-1H000	
																		51712-1H100	
																		51712-2K100	
24.0126-0151.1	426151		B			V	303,0	26,0	24,0	47,0	114,3	5	72,0	159,0	14,0	KIA	4668070		
24.0126-0152.2	426152		S	B		HC	V	338,0	25,9	24,4	73,0	120,0	5	79,0	171,5	14,5	FORD	34 11 6 778 647	
24.0126-0154.1	426154		B			V	295,5	26,0	24,0	44,0	114,3	5	68,0	146,5	12,7	BMW	40206-JD00A		
																		40206-JG00A	
24.0126-0155.1	426155		S	B		V	275,0	26,0	24,0	47,3	114,3	4	69,0	141,6	13,0	KIA	51712-2F100		
24.0126-0156.1	426156		B			V	295,0	26,0	23,0	49,1	114,3	5	62,0	143,2	14,8	TOYOTA	43512-02190		
																		43512-0F030	
																		43512-12680	
24.0126-0157.1	426157		B			V	275,0	26,0	24,0	47,4	114,3	5	69,0	143,3	12,5	HYUNDAI	51712-2H000		
24.0126-0158.1	426158		S	B		HC	L	V	296,0	26,0	23,4	44,0	114,3	5	68,0	147,7	15,8	RENAULT	40 20 600 02R
																		40 20 670 23R	
24.0126-0159.1	426159		S	B		V	302,0	26,0	24,0	34,2	108,0	4	66,0	133,2	13,0	CITROEN	4249 81		
																		4249 86	
																		4249 J8	
																		4249 64	
																		4249 80	
																		4249 81	
																		4249 86	
																		4249 J8	
24.0126-0160.1	426160		B			V	320,0	26,0	23,0	49,3	114,3	5	62,0	143,0	14,5	TOYOTA	43512-05090		
24.0126-0161.1	426161		B		HC	L	V	290,0	26,0	23,0	42,5	120,0	10	102,0	144,5	10,5	RENAULT	50 10 260 603	
24.0126-0162.1	426162		B			V	290,0	26,0	24,4	45,8	114,3	5	69,0	145,5	12,6	MITSUBISHI	MN116979		
24.0126-0164.1	426164		B			V	276,0	26,0	24,4	45,5	114,3	5	69,0	146,0	12,5	MITSUBISHI	MN116329		
																		MN116330	
24.0126-0165.1	426165		S	B		HC	V	276,0	26,0	23,0	45,5	105,0	5	60,0	139,0	14,2	CHEVROLET	13502045	
24.0126-0166.1	426166		S	B		HC	V	300,0	26,0	23,0	45,5	115,0	5	70,7	149,0	14,2	OPEL/VAUXHALL	5 69 069/13502045	
																		CHEVROLET	
																		OPEL/VAUXHALL	
																		5 69 070/13502052	
																		5 69 076/13502051	
																		5 69 082/13503988	
24.0126-0168.1	426168		S	B		V	281,0	26,2	24,2	39,8	110,0	5/5	70,0	138,0	16,6/11,0	FIAT	51806278		
																		51815312	
24.0126-0169.1	426169		B			V	274,0	26,0	24,4	44,2	108,0	5	87,0	132,0	10,5	HYUNDAI	58129-4A200		
24.0126-0170.1	426170		B			V	294,0	26,0	24,4	45,8	114,3	5	69,0	145,0	13,1	CHRYSLER	5105 514AA		
																		JEEP	
																		5105 514AA	
																		4615A117	
24.0126-0171.1	426171		B		HC	L	V	280,0	26,0	24,0	47,3	114,3	5	69,0	141,5	12,6	MITSUBISHI	51712-1D100	
																		KIA	

Abmessungen Bremsscheiben

Dimensions brake discs - Misure dischi freno -

Dimensions Disques de frein - Medidas disco de freno



S Fixierschraube - fixing screw - vite di riparazione - vis de fixation - tornillo quejija
 L legiert - alloyed - alligato/legato - allié - aleado ● gelocht - perforated - perforato - poinçonné - perforado
 B beschichtet - coated - rivestito - revêtu - recubierto
 V ventiliert - ventilated - ventilato - ventilé - ventilado
 HC hochgekohlt - high carbon - ad alto tenore di carbonio - à haute teneur en carbone - altamente carbonizado

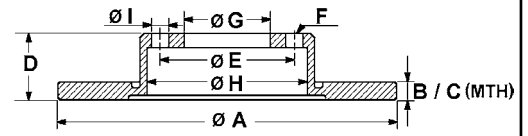
		S	B	HC	L	V	A	B	C	D	E	F	G	H	I	OE - #		
24.0126-0172.1	426172		B			V	300,0	26,0	24,0	49,5	114,3	5	62,0	150,2	12,8	SUZUKI	55311-57L00	
24.0127-0100.1	427100		B			V	281,0	27,0	25,4	42,7	108,0	6	87,0	136,0	10,6	HYUNDAI	51712-H1000	
24.0127-0101.1	427101					V	276,0	27,0	25,4	45,2	108,0	6	87,0	136,0	10,6	MITSUBISHI	MB928120	
24.0128-0100.1	428100		S	B	HC	L	●	295,0	28,0	25,4	64,5	112,0	5	67,0	154,3	15,2	MERCEDES BENZ	204 421 28 12
24.0128-0101.1	428101		B	HC		V	302,0	28,0	26,4	75,9	120,0	5	79,0	149,0	14,5	BMW	34 11 6 756 090	
24.0128-0102.1	428102		B	HC	L	V	300,0	28,0	25,4	68,3	112,0	5	80,0	145,0	15,0	MERCEDES BENZ	126 421 05 12	
24.0128-0103.1	428103		B	HC	L	V	300,0	28,0	25,4	45,5	112,0	5	67,0	154,3	15,0	MERCEDES BENZ	129 421 20 12	
24.0128-0104.1	428104		S	B	HC	L	V	296,0	28,0	25,0	58,4	110,0	5	70,0	139,0	14,0	OPEL/VAUXHALL	5 69 044/90392559 5 69 016/93182283
24.0128-0105.1	428105		S	B	HC		V	316,0	28,0	26,4	77,0	120,0	5	79,0	159,0	14,5	BMW	34 11 6 757 752
24.0128-0106.1	428106		S	B	HC	L	V	300,0	28,0	25,4	46,5	112,0	5	67,0	154,0	13,3	CHRYSLER	5098 064AA
																MERCEDES BENZ	203 421 05 12 210 421 22 12 210 421 25 12	
24.0128-0113.1	428113					V	255,0	28,0	26,0	49,2	100,0	5	55,0	131,0	14,5	TOYOTA	43512-05010	
24.0128-0114.1	428114					V	255,0	28,0	26,0	49,1	114,3	5	62,0	146,5	14,6	TOYOTA	43512-33020	
24.0128-0115.1	428115		B			V	275,0	28,0	26,0	49,2	114,3	5	62,0	158,5	14,8	TOYOTA	43512-07020 43512-33040 43512-33041 43512-33042 43512-33060 43512-44021	
24.0128-0116.1	428116					V	255,0	28,0	26,0	49,3	100,0	5	55,0	155,5	14,5	TOYOTA	43512-05020	
24.0128-0118.1	428118					V	310,0	28,0	26,0	47,3	108,0	5/10	59,0	141,5	14,7	ALFA ROMEO	60629865	
24.0128-0119.1	428119					V	305,0	28,0	26,0	44,7	98,0	5	59,0	151,0	13,2	ALFA ROMEO	60652186 60670801	
24.0128-0120.1	428120					V	305,0	28,0	26,0	44,7	98,0	4	59,0	151,0	13,2	FIAT	46465088 71738914	
24.0128-0122.1	428122		B	HC		V	296,0	28,0	26,4	55,0	120,0	5	79,0	145,5	14,5	BMW	34 11 1 165 263	
24.0128-0123.1	428123		B			V	305,0	27,9	25,0	50,3	108,0	5	68,0	139,0	16,5	VOLVO	274170 274559 9492715	
24.0128-0125.1	428125		B	HC	L	●	312,0	28,0	26,0	76,0	112,0	5	67,0	154,0	15,0	MERCEDES BENZ	220 421 09 12	
24.0128-0126.1	428126		B	HC	L	V	316,0	28,0	25,4	46,5	112,0	5	67,0	154,3	13,0	MERCEDES BENZ	210 421 20 12	
24.0128-0127.1	428127		B	HC	L	V	310,0	28,0	25,4	82,0	112,0	5	67,0	154,0	17,0	MERCEDES BENZ	140 421 03 12	
24.0128-0128.1	428128		S	B		V	288,0	28,0	26,0	34,0	108,0	4	66,0	133,0	13,0	CITROEN	4246 T8 4246 W3	
24.0128-0129.1	428129		S	B		V	305,5	28,0	25,0	77,8	130,0	5	90,0	157,0	15,8	NISSAN	40206-00QAD	
																OPEL/VAUXHALL	44 03 038/9111038	
																RENAULT	77 00 314 064	
24.0128-0130.1	428130		B	HC	L	●	318,0	28,0	26,0	67,0	130,0	5	98,0	158,8	15,4	PORSCHE	996 351 406 02	
24.0128-0131.1	428131		B	HC	L	●	318,0	28,0	26,0	67,0	130,0	5	98,0	158,8	15,4	PORSCHE	996 351 405 02	
24.0128-0132.1	428132		S	B	HC	V	305,0	28,0	24,0	49,7	118,0	5	72,0	154,0	15,5	NISSAN	40206-00QAE 40206-00QAF 40206-00QAG 40206-00QAH	
																OPEL/VAUXHALL	44 14 632/91165426	
24.0128-0133.1	428133		B	HC		V	324,0	28,0	25,4	47,0	108,0	5	61,0	150,0	15,5	RENAULT	77 11 130 077 82 00 242 318 82 00 570 191	
24.0128-0134.1	428134		B			V	305,0	28,0	26,0	44,0	108,0	5	61,0	132,0	15,5	RENAULT	77 01 206 673	
24.0128-0135.1	428135		B	HC		V	308,0	28,0	25,8	47,0	108,0	5	61,0	140,0	15,5	RENAULT	82 00 242 317 82 00 570 677	
24.0128-0136.1	428136		B			V	285,0	28,0	26,0	43,7	98,0	5	59,0	127,0	16,5	CITROEN	4246 P2	
																FIAT/LANCIA	1325772080	
																PEUGEOT	4249 H7	
24.0128-0137.1	428137		S	B	HC	V	302,0	28,0	25,0	45,0	110,0	5/7	70,0	139,0	14,0	OPEL/VAUXHALL	5 69 004/93171500 9191247 93171500	
24.0128-0138.1	428138		B			V	291,0	28,1	26,0	64,8	120,7	5	80,0	175,0	13,5	JAGUAR	JLM 20341	
24.0128-0139.1	428139					V	275,0	28,0	26,0	50,8	114,3	5	60,1	143,5	14,5	LEXUS	43512-50060	
24.0128-0140.1	428140		B			V	280,0	28,0	26,0	49,1	114,3	5	68,0	144,0	12,8	NISSAN	40206-3Y502 40206-3Y503 40206-4U101 40206-4U103 40206-4U107	
24.0128-0141.1	428141		B	HC	L	V	295,5	28,0	25,4	54,5	112,0	5	67,0	154,0	15,3	MERCEDES BENZ	211 421 07 12	
24.0128-0142.1	428142		B	HC	L	V	312,0	28,0	25,4	64,5	112,0	5	67,0	154,0	15,3	MERCEDES BENZ	211 421 09 12	
24.0128-0143.1	428143					V	305,0	28,0	26,0	28,0	108,0	4	66,0	132,9	13,0	PEUGEOT	4246 V1	
24.0128-0144.1	428144		B	HC		V	316,0	28,0	25,0	50,0	108,0	5	68,0	144,0	16,5	VOLVO	30636074 30736406	
24.0128-0145.1	428145		B	HC	L	V	300,0	28,0	25,0	58,5	112,0	5	67,0	153,0	15,0	MERCEDES BENZ	639 421 00 12	
24.0128-0147.1	428147		B	HC		V	302,0	28,0	26,5	39,0	114,3	5	73,5	146,3	14,0	CHRYSLER	4683 918AB	
24.0128-0148.1	428148					V	281,0	28,0	25,3	38,0	114,3	5	73,5	146,0	14,0	CHRYSLER	5073 069AA	



Abmessungen Bremsscheiben

Dimensions brake discs - Misure dischi freno -

Dimensions Disques de frein - Medidas disco de freno



S Fixierschraube - fixing screw - vite di riparazione - vis de fixation - tornillo quefija
 B beschichtet - coated - rivestito - revêtu - recubierto
 HC hochgekohlt - high carbon - ad alto tenore di carbonio - à haute teneur en carbone - altamente carbonizado
 L legiert - alloyed - alligato/legato - allié - aleado
 V ventiliert - ventilated - ventilato - ventilé - ventilado
 ● gelocht - perforated - perforato - poinçonné - perforado

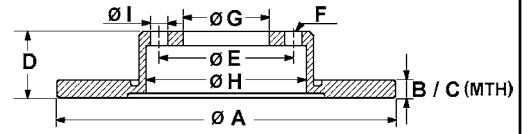
		S	B	HC	L	V	A	B	C	D	E	F	G	H	I	OE - #	
24.0128-0149.1	428149		B	HC		V	330,0	28,0	26,0	73,5	130,0	5	85,0	210,0	15,4	PORSCHE VOLKSWAGEN	955 352 401 30 955 352 401 31 7L6 615 601 J 7L8 615 601 C
24.0128-0250.1	428250		B	HC		V	300,0	28,0	26,0	52,0	108,0	5	63,5	140,0	13,8	FORD	1500159 7G91-1125-EA
24.0128-0153.1	428153		B	HC		V	320,0	28,0	26,0	49,0	114,3	5	68,0	144,5	13,0	INFINITI NISSAN NISSAN	40206-EG000 40206-CA010 40206-EG000
24.0128-0154.1	428154	S	B	HC		V	300,0	28,0	26,0	52,0	108,0	5	63,5	140,0	15,8	FORD	1420601 1469085 1500158 1517696 6G91-2C375-F1B 7G91-1125-BA
																LAND ROVER	LR000571 LR007055
																VOLVO	30769056 31202331
24.0128-0155.1	428155	S	B	HC	L	V	295,0	28,0	25,4	64,5	112,0	5	67,0	154,3	15,2	MERCEDES BENZ	212 421 13 12
24.0128-0156.1	428156		B			V	280,0	28,0	25,0	54,5	111,0	5	93,0	136,0	M10x1,5	FORD	1371394 1503290 1547061 6C11-1125-B1B 6C11-1125-BB
24.0128-0157.1	428157		B			V	300,0	28,0	25,0	54,5	111,0	5	93,0	136,0	M10x1,5	FORD	1371393 1503287 1546747
24.0128-0158.1	428158		B			V	321,0	28,0	26,4	49,1	114,3	5	69,0	143,0	12,5	HYUNDAI	51712-2B700
24.0128-0159.1	428159		B			V	296,0	28,0	25,0	49,2	114,3	5	62,0	145,0	14,5	LEXUS/TOYOTA TOYOTA TOYOTA	43512-33130 43512-42050 43512-42090
24.0128-0162.1	428162	S	B	HC		V	316,0	28,0	26,0	52,0	108,0	5	63,5	144,0	16,0	FORD	1434812 1434815 LR000470
																LAND ROVER	LR000470
																VOLVO	30769061
24.0128-0163.1	428163		B	HC	L	V●	312,0	28,0	26,0	64,5	112,0	5	67,0	155,2	15,0	MERCEDES BENZ	230 421 04 12
24.0128-0164.1	428164	S	B	HC		V	314,0	28,0	25,0	44,9	110,0	5/7	70,0	139,0	14,0	OPEL/VAUXHALL SAAB	5 69 005/93175606 24435132 93175606
24.0128-0165.1	428165			HC	L	V	298,0	28,0	26,0	50,0	126,0	5	107,0	156,0	8,4	PORSCHE	951 351 041 00
24.0128-0166.1	428166					V	300,0	28,0	26,0	38,0	124,0	6	100,0	184,0	M10x1	NISSAN	40206-1W600 40206-6W500
24.0128-0167.1	428167		B	HC	L	V	298,0	28,0	26,0	74,0	130,0	5	103,0	157,0	15,4	PORSCHE	951 351 041 01 951 351 041 02
24.0128-0169.1	428169		B	HC	L	V	358,0	28,0	26,0	73,5	130,0	5	85,0	210,0	15,4	AUDI	7L8 615 601 A 7L8 615 601 D 7L8 615 601 E
																PORSCHE	955 352 401 50 955 352 403 00
24.0128-0171.1	428171		B	HC	L	V●	309,0	28,0	26,0	83,0	130,0	5	103,0	180,0	15,4	PORSCHE	930 352 045 01
24.0128-0172.1	428172		B	HC	L	V●	309,0	28,0	26,0	83,0	130,0	5	103,0	180,0	15,4	PORSCHE	930 352 046 01
24.0128-0174.1	428174			HC	L	V	298,0	28,0	26,0	80,0	130,0	5	103,0	161,0	15,4	PORSCHE	964 351 041 02
24.0128-0175.1	428175					V	273,5	28,0	26,0	51,0	114,3	5	72,0	142,8	13,0	MAZDA	T002-33-25XA TY01-33-25X
24.0128-0176.1	428176		B	HC	L	V	295,0	28,0	25,4	54,5	112,0	5	67,0	154,0	15,3	MERCEDES BENZ	211 421 08 12
24.0128-0177.1	428177		B	HC	L	V●	330,0	28,0	26,0	46,5	112,0	5	67,0	154,0	13,0	MERCEDES BENZ	203 421 13 12
24.0128-0178.1	428178					V	288,0	28,0	26,0	50,0	108,0	5	71,0	130,5	13,0	CITROEN	4246 T2
24.0128-0179.1	428179					V	305,5	28,0	26,0	44,8	108,0	5/10	59,0	138,9	14,6	LANCIA	46776750
24.0128-0180.1	428180					V	296,0	28,0	26,0	51,0	114,3	5	72,0	142,8	13,0	MAZDA	L12Y-33-25X
24.0128-0182.1	428182		B	HC		V	308,0	28,0	25,4	47,0	108,0	5	61,0	140,0	13,5	RENAULT	82 00 019 581
24.0128-0183.1	428183		B			V	275,0	28,0	26,0	49,2	100,0	5	55,0	132,0	14,5	TOYOTA	43512-20601
24.0128-0184.1	428184		B	HC		V	320,0	28,0	25,0	50,0	108,0	5	68,0	151,0	16,5	VOLVO	9475266
24.0128-0185.1	428185		B	HC		V	305,0	28,0	26,0	44,7	110,0	5/7	70,0	138,0	14,2	FIAT	51757229
24.0128-0186.1	428186		B			V	296,0	28,0	26,0	49,3	114,3	5	62,0	141,0	14,7	LEXUS	43512-48020 43512-48050
24.0128-0188.1	428188	S	B	HC	L	V	330,0	28,0	26,0	46,5	112,0	5	67,0	154,0	13,0	MERCEDES BENZ	203 421 04 12
24.0128-0189.1	428189					V	285,0	28,0	26,0	45,5	127,0	6	84,0	149,0	M10x1,25	TOYOTA	43512-26140 43512-26160
24.0128-0190.1	428190					V	296,0	28,0	26,0	49,2	114,3	5	62,0	156,0	14,7	TOYOTA	43512-33100 43512-28180 43512-28181
24.0128-0191.1	428191	S	B			V	330,0	28,0	26,0	39,7	110,0	5	70,0	151,0	16,6	ALFA ROMEO	51760622 51767384



Abmessungen Bremsscheiben

Dimensions brake discs - Misure dischi freno -

Dimensions Disques de frein - Medidas disco de freno



S Fixierschraube - fixing screw - vite di riparazione - vis de fixation - tornillo quefija
 L legiert - alloyed - alligato/legato - allié - aleado ● gelocht - perforated - perforato - poinçonné - perforado
 B beschichtet - coated - rivestito - revêtu - recubierto
 V ventiliert - ventilated - ventilato - ventilé - ventilado
 HC hochgekohlt - high carbon - ad alto tenore di carbonio - à haute teneur en carbone - altamente carbonizado

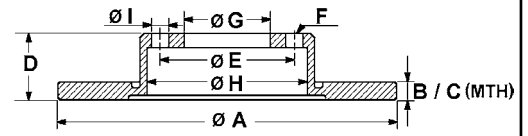
		S	B	H	C	L	V	A	B	C	D	E	F	G	H	I	OE - #
24.0128-0192.1	428192	S	B				V	305,0	28,0	26,0	39,7	110,0	5	70,0	138,0	16,6	ALFA ROMEO 51760621 51767381 51767382
24.0128-0194.1	428194		B				V	338,0	28,0	26,0	67,5	139,7	6	108,0	172,0	14,5	LEXUS/TOYOTA 43512-60150 43512-60151
24.0128-0195.1	428195						V	295,0	28,0	26,0	50,0	108,0	5	71,0	130,6	13,0	PEUGEOT 4246 L0
24.0128-0196.1	428196		B	HC	L		V●	330,0	28,0	26,0	75,0	130,0	5	98,0	180,0	15,4	PORSCHE 996 352 406 00 996 352 406 01 996 352 406 02 996 352 406 03
24.0128-0197.1	428197		B	HC	L		V●	330,0	28,0	26,0	75,0	130,0	5	98,0	180,0	15,4	PORSCHE 996 352 405 00 996 352 405 01 996 352 405 02 996 352 405 03
24.0128-0198.1	428198	S	B	HC			V	315,0	28,0	26,4	52,5	120,0	5	79,0	152,0	14,5	BMW 34 11 2 227 171
24.0128-0199.1	428199	S	B	HC			V	315,0	28,0	26,4	52,5	120,0	5	79,0	152,0	14,5	BMW 34 11 2 227 172
24.0128-0200.1	428200						V	302,0	28,0	26,0	54,0	139,6	5	96,3	163,0	12,5	KIA 51712-3E000
24.0128-0201.1	428201		B	HC	L		V	321,0	28,0	25,0	44,0	110,0	5/7	70,0	139,0	14,0	OPEL/VAUXHALL 5 69 017/93185814
24.0128-0202.1	428202		B	HC	L		V	303,0	28,0	25,0	93,0	145,0	6	120,0	172,0	15,0	MERCEDES BENZ 906 421 01 12 VOLKSWAGEN 2E0 615 601 MERCEDES BENZ 906 421 00 12 VOLKSWAGEN 2E0 615 301
24.0128-0203.1	428203	S	B	HC	L		V	300,0	28,0	25,0	68,5	130,0	6	85,0	155,0	15,0	BMW 34 11 2 227 737
24.0128-0204.2	428204	S		HC			V	315,0	28,0	26,4	52,5	120,0	5	79,0	155,0	14,5	BMW 34 11 2 227 738
24.0128-0205.2	428205	S		HC			V	315,0	28,0	26,4	52,5	120,0	5	79,0	155,0	14,5	BMW 34 11 2 282 801
24.0128-0206.2	428206	S		HC			V●	325,0	28,0	26,4	52,5	120,0	5	79,0	154,8	14,5	BMW 34 11 2 282 802
24.0128-0207.2	428207	S		HC			V●	325,0	28,0	26,4	52,5	120,0	5	79,0	154,8	14,5	BMW 34 11 2 282 445
24.0128-0208.2	428208	S		HC			V●	345,0	28,0	26,4	52,5	120,0	5	79,0		14,5	BMW 34 11 2 282 446
24.0128-0209.2	428209	S		HC			V●	345,0	28,0	26,4	52,5	120,0	5	79,0		14,5	BMW 30769057
24.0128-0210.1	428210	S	B	HC			V	336,0	28,0	26,0	52,0	108,0	5	63,5	152,0	16,0	VOLVO 0K58B-33-251
24.0128-0211.1	428211						V	274,0	28,3	26,0	50,6	114,3	5	72,0	140,0	13,0	TOYOTA 43512-48011
24.0128-0212.1	428212						V	296,0	28,0	26,0	49,5	114,3	5	62,0	141,3	14,5	CITROEN 4249 K2 51705749 51740246 51848621
24.0128-0213.1	428213		B				V	280,0	28,0	25,9	71,5	118,0	5	73,0	142,0	15,5	PEUGEOT 4249 J9 9467548387 FIAT 4249 J9 MITSUBISHI 4615A038 CITROEN 4249 25 4249 K0 9467548587 9467548588 PEUGEOT 4249 24 4249 K0 4249 93
24.0128-0214.1	428214	S	B				V	280,0	28,0	26,0	48,0	108,0	5	71,1	152,0	13,2	HONDA 45251-SWW-G01 45251-T1E-G00
24.0128-0215.1	428215		B				V	332,0	28,0	26,0	56,3	139,7	6	94,0	171,0	12,8	FIAT 51822457
24.0128-0216.1	428216	S	B				V	304,0	28,0	26,0	48,0	108,0	5	71,0	145,5	13,2	KIA 51712-4D200
24.0128-0219.1	428219		B	HC	L		V	305,0	28,0	26,0	44,7	100,0	4	60,0	139,0	14,2	RENAULT 77 01 208 130
24.0128-0220.1	428220		B				V	300,0	28,0	26,0	54,0	139,6	6	96,3	163,0	12,5	HYUNDAI 51712-H1030
24.0128-0223.1	428223	S	B	HC			V	312,5	28,0	26,0	63,0	100,0	5	61,0	151,0	15,5	KIA 51712-3E500
24.0128-0224.1	428224		B				V	303,5	28,0	26,4	42,7	108,0	6	87,0	147,0	10,6	MAZDA L206-33-25XA
24.0128-0227.1	428227		B				V	302,0	28,0	26,4	54,0	139,6	5	96,3	163,0	12,5	JAGUAR JLM 20617
24.0128-0228.1	428228		B				V	295,6	28,0	26,0	48,2	114,3	5	72,0	142,8	13,0	FIAT 51738833 51813785
24.0128-0229.1	428229		B				V	325,0	28,3	26,0	49,5	120,7	5	73,8	155,0	13,5	TOYOTA 43512-28190
24.0128-0231.1	428231		B	HC			V	305,0	28,0	26,0	44,8	98,0	4	59,0	139,0	13,2	MAZDA EH14-33-25XA
24.0128-0232.1	428232		B				V	296,0	28,0	25,0	49,2	114,3	5	62,0	154,0	14,5	HYUNDAI 51712-2L500
24.0128-0233.1	428233		B				V	320,0	28,0	26,0	48,2	114,3	5	72,0	143,0	13,0	IVECO 2996131 2996121
24.0128-0234.1	428234		B				V	300,0	28,0	26,4	47,3	114,3	5	69,0	141,5	12,5	NISSAN 40206-EB300
24.0128-0238.1	428238		B				V	300,0	28,0	25,0	74,5	125,0	6	78,0	156,0	15,5	RENAULT 40 20 6JY 01A 40206-ET01A
24.0128-0239.1	428239		B				V	290,0	28,0	25,0	46,0	95,0	9	64,0	123,0	12,5	FIAT 51817217
24.0128-0241.1	428241		B	HC	L		V	296,0	28,0	26,0	38,0	114,3	6	68,0	161,0	12,8	RENAULT 40 20 600 03R
24.0128-0242.1	428242		B				V	320,0	28,0	26,0	44,0	114,3	5	68,0	146,5	12,7	PORSCHE 997 351 402 00 997 351 401 00
24.0128-0243.1	428243		B	HC	L		V	305,0	28,0	26,0	44,7	98,0	4	59,0	191,0	13,0	HYUNDAI 51712-2P700 51712-2W700
24.0128-0245.1	428245	S	B	HC	L		V	320,0	28,0	25,4	44,0	114,3	5	68,0	147,7	15,8	KIA 51712-2P700
24.0128-0246.1	428246		B	HC	L		V●	330,0	28,0	26,0	69,0	130,0	5	98,0	159,7	15,4	
24.0128-0247.1	428247		B	HC	L		V●	330,0	28,0	26,0	69,0	130,0	5	98,0	159,7	15,4	
24.0128-0248.1	428248		B	HC	L		V	321,0	28,0	26,4	49,1	114,3	5	69,0	143,0	12,5	



Abmessungen Bremsscheiben

Dimensions brake discs - Misure dischi freno -

Dimensions Disques de frein - Medidas disco de freno



S Fixierschraube - fixing screw - vite di riparazione - vis de fixation - tornillo quejija

B beschichtet - coated - rivestito - revêtu - recubierto

HC hochgekohlt - high carbon - ad alto tenore di carbonio - à haute teneur en carbone - altamente carbonizado

L legiert - alloyed - alligato/legato - allié - aleado

V ventiliert - ventilated - ventilato - ventilé - ventilado

● gelocht - perforated - perforato - poinçonné - perforado

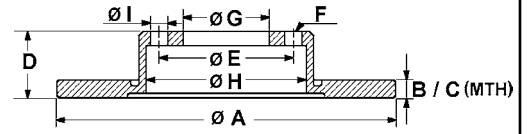
		S	B	HC	L	V	A	B	C	D	E	F	G	H	I	OE	#
24.0128-0249.1	428249		B			V	258,0	28,0	26,0	58,6	114,3	5	62,0	141,0	14,5	TOYOTA	43512-0K010 43512-0K030
24.0128-0251.1	428251		B	HC		V	303,0	28,0	26,0	56,9	120,0	5	76,0	165,2	16,6	VOLKSWAGEN	2H0 615 301 A
24.0128-0252.1	428252		S	B		V	302,0	28,0	24,5	69,9	130,0	5	90,0	160,5	17,4	OPEL/VAUXHALL RENAULT	44 19 359/93197403 82 00 688 880
24.0128-0253.1	428253		B	HC	L	V	305,0	28,0	26,0	45,7	98,0	5	59,2	127,0	13,0	FIAT	51897455
24.0128-0254.1	428254		S	B	HC	V	328,0	28,0	26,4	73,1	120,0	5	75,0	153,8	16,5	OPEL/VAUXHALL BMW	5 69 087/95511283 34 10 6 787 490
24.0128-0256.1	428256		B	HC	L	V	300,0	28,0	26,4	47,3	114,3	5	69,0	142,5	12,5	HYUNDAI	51712-3K160
24.0128-0258.1	428258		B	HC	L	V	320,0	28,1	26,4	47,3	114,3	5	69,0	145,0	12,5	KIA	51712-3K160
24.0128-0708.1	428708		B			V	288,0	28,0	26,0	64,8	114,3	5	72,0	158,0	15,5	HYUNDAI	51712-2T100
24.0128-0722.1	428722					V	282,0	28,0	26,0	47,0	114,3	5	70,2	148,2	12,6	JEEP	5212 8247AA 5212 8247AB 5212 8247AC
24.0128-0740.1	428740		B			V	296,0	28,0	26,0	49,2	114,3	5	62,0	149,0	14,5	HONDA	45251-SP0-E00
24.0128-0753.1	428753		B			V	319,0	28,0	26,0	49,3	114,3	5	62,0	178,5	14,7	LEXUS	43512-30310 43512-48080 43512-48081 43512-48100
24.0129-0100.1	429100		B			V	305,0	28,5	26,0	49,5	120,7	5	73,8	154,5	13,4	JAGUAR	JLM 20150
24.0129-0101.1	429101		B	HC	L	V	296,0	29,0	27,5	51,6	115,0	5	70,7	154,5	12,8	CHEVROLET	96625948 20955857 4801850
24.0129-0102.1	429102		S	B	HC	V	345,0	29,5	28,0	52,1	112,0	5	68,0	154,0	15,3	OPEL/VAUXHALL	48 08 848/96625948
24.0130-0100.1	430100		B	HC	L	V	320,0	30,0	27,4	82,0	112,0	5	67,0	154,3	17,0	AUDI	8K0 615 301 M
24.0130-0101.1	430101		S	B	HC	V	324,0	30,0	28,4	77,0	120,0	5	79,0	149,0	14,5	MERCEDES BENZ	140 421 09 12 140 421 10 12
24.0130-0103.1	430103		B	HC	L	V	324,0	30,0	26,0	91,0	140,0	6	118,0	122,0	M12x1,5	BMW	34 11 6 757 746
24.0130-0104.1	430104		B	HC		V	314,0	30,0	28,0	59,7	112,0	5/10	68,0	136,0	15,3	MERCEDES BENZ	668 421 02 12 670 421 03 12
24.0130-0105.1	430105					V	322,0	30,0	27,4	126,0	205,0	6	148,0	178,0	21,0	AUDI	441 615 301 AA
24.0130-0107.1	430107		S	B	HC	V	324,0	29,9	28,4	73,7	120,0	5	79,0	149,0	14,8	FORD	6172906
24.0130-0109.1	430109		S	B	HC	V	332,0	29,9	28,4	62,1	120,0	5	75,0	158,0	16,5	BMW	34 11 6 767 059 34 11 6 750 713 34 11 6 756 045 34 11 6 765 457 34 11 6 766 036
24.0130-0113.1	430113		B	HC		V	320,0	30,0	28,0	46,5	112,0	5/9	68,0	137,0	15,3	AUDI	8D0 615 301 M 8E0 615 301 AD
24.0130-0114.1	430114		B	HC		V	308,0	29,5	25,5	55,6	120,0	5	76,0	154,6	16,6	VOLKSWAGEN	7H0 615 301 D
24.0130-0115.1	430115		B	HC		V	345,0	30,0	27,0	49,9	112,0	5/9	65,0	140,0	15,3	AUDI/SKODAVW	1K0 615 301 M
24.0130-0116.1	430116		B	HC		V	336,0	30,0	27,0	51,0	108,0	5	68,0	150,0	16,5	VOLVO	30657301
24.0130-0117.1	430117		B	HC		V	324,0	30,0	28,4	81,0	120,0	5	79,0	169,0	16,5	BMW	34 11 6 750 265
24.0130-0118.1	430118		B	HC		V	348,0	30,0	28,4	81,0	120,0	5	79,0	164,0	16,5	BMW	34 11 6 750 267
24.0130-0119.1	430119		B	HC		V	345,0	30,0	28,0	46,5	112,0	5/9	68,0	142,0	15,3	AUDI	8E0 615 301 K 8E0 615 301 T
24.0130-0120.1	430120		B			V	300,0	30,0	28,0	43,0	108,0	5	71,0	143,5	14,0	JAGUAR	JLM 20801
24.0130-0121.1	430121		B	HC	L	V	320,0	30,0	28,0	50,5	112,0	5	67,0	154,0	13,0	MERCEDES BENZ	129 421 15 12 129 421 17 12
24.0130-0122.1	430122		B	HC	L	V	320,0	30,0	28,0	50,5	112,0	5	67,0	154,0	13,0	MERCEDES BENZ	129 421 16 12 129 421 18 12
24.0130-0171.1	430171		B	HC	L	V	345,0	30,0	27,4	46,5	112,0	5	67,0	154,0	13,0	MERCEDES BENZ	209 421 00 12
24.0130-0172.1	430172			HC	L	●	304,0	30,0	27,4	47,5	112,0	5	67,0	154,0	15,0	MERCEDES BENZ	220 421 17 12
24.0130-0173.1	430173		S	B	HC	V	324,0	30,0	28,4	77,0	120,0	5	79,0	165,0	14,5	BMW	34 11 6 753 221
24.0130-0174.1	430174		B	HC		V	321,0	30,0	28,0	52,5	112,0	5/10	68,0	135,0	15,3	AUDI	4B3 615 301
24.0130-0175.1	430175		S	B	HC	V	321,0	30,0	28,0	59,7	112,0	5	68,0	144,8	15,3	AUDI	4F0 615 301 E
24.0130-0176.1	430176		S	B	HC	V	347,0	30,0	28,0	59,7	112,0	5	68,0	158,0	15,3	AUDI	4F0 615 301 G
24.0130-0177.1	430177		B	HC		V	345,0	30,0	28,0	59,7	112,0	5/10	68,0	135,0	15,3	AUDI	4D0 615 301 B
24.0130-0178.1	430178		B			V	317,0	30,0	27,0	62,0	120,0	5	79,0	165,0	15,0	LAND ROVER	SDB000602 SDB000603 SDB000604
24.0130-0179.1	430179		B	HC	L	V	304,0	30,0	27,4	41,0	112,0	5	67,0	154,0	15,0	MERCEDES BENZ	211 421 12 12
24.0130-0180.1	430180		B	HC	L	●	345,0	30,0	28,0	46,5	112,0	5	67,0	154,2	13,1	MERCEDES BENZ	203 421 09 12
24.0130-0181.1	430181		S	B		V	330,0	30,0	28,0	48,0	108,0	5	71,1	171,8	13,2	CITROEN	4246 K0 4249 44 4249 A9
24.0130-0182.1	430182		B			V	320,0	30,0	28,4	43,0	108,0	5	71,0	143,5	14,0	PEUGEOT	4246 E0 4249 A9 4249 43
24.0130-0183.1	430183		B	HC		V	323,0	30,0	28,0	59,7	112,0	5/9	68,0	144,0	15,3	JAGUAR	C2C 8354
24.0130-0184.1	430184		B	HC		V	344,0	29,9	28,4	75,9	120,0	5	79,0	172,8	16,6	AUDI/VW	3D0 615 301 G 4D0 615 301 J
																LAND ROVER	SDB000200 SDB000201



Abmessungen Bremsscheiben

Dimensions brake discs - Misure dischi freno -

Dimensions Disques de frein - Medidas disco de freno



S Fixierschraube - fixing screw - vite di riparazione - vis de fixation - tornillo quefija
 L legiert - alloyed - alligato/legato - allié - aleado
 ● gelocht - perforated - perforato - poinçonné - perforado
 B beschichtet - coated - rivestito - revêtu - recubierto
 V ventiliert - ventilated - ventilato - ventilé - ventilado
 HC hochgekohlt - high carbon - ad alto tenore di carbonio - à haute teneur en carbone - altamente carbonizado

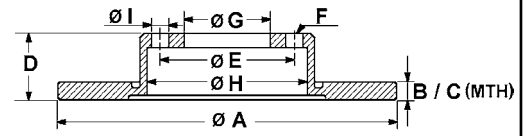
		S	B	HC	L	V	A	B	C	D	E	F	G	H	I	OE - #	
24.0130-0185.1	430185	S	B	HC		●	320,0	30,0	28,0	46,5	112,0	5/9	68,0	137,0	15,3	AUDI	8E0 615 301 AE
24.0130-0186.2	430186	S	B	HC		V	348,0	30,0	28,4	77,1	120,0	5	79,0	187,3	14,5	BMW	34 11 6 763 824
24.0130-0187.1	430187	S	B	HC		V	340,0	30,0	28,0	49,9	112,0	5	65,0	140,0	15,3	AUDI	8J0 615 301
24.0130-0188.1	430188		B			V	337,5	30,0	27,0	62,0	120,0	5	79,0	166,0	15,0	LAND ROVER	SDB000612 SDB000613 SDB000614
24.0130-0189.1	430189		B	HC		V	345,0	29,9	27,5	45,3	110,0	5	70,0	142,4	14,2	OPEL/AUXHALL	5 69 154/93188445
24.0130-0190.1	430190			HC	L	V	304,0	29,9	26,0	120,5	192,0	6	157,0	134,0	M12x1,5	MERCEDES BENZ	668 423 00 12
24.0130-0191.1	430191			HC	L	V	324,0	29,9	26,0	120,5	192,0	6	157,0	134,0	M12x1,5	MERCEDES BENZ	668 423 01 12
24.0130-0192.1	430192	S	B	HC		V	348,0	30,0	28,4	73,1	120,0	5	79,0	186,8	14,5	BMW	34 11 6 855 000
24.0130-0193.1	430193	S	B	HC		V	320,0	30,0	28,0	52,4	112,0	5	68,0	153,4	15,3	AUDI	8K0 615 301 A
24.0130-0195.1	430195		B			V	360,0	30,0	27,0	62,0	120,0	5	79,0	175,0	15,0	LAND ROVER	SDB000622 SDB000623 SDB000624
24.0130-0196.1	430196		B			V	344,0	30,0	27,0	76,0	120,0	5	79,0	172,0	16,6	LAND ROVER	SDB500181 SDB500182
24.0130-0197.1	430197		B			V	360,0	30,0	27,0	81,0	120,0	5	79,0	175,0	16,6	LAND ROVER	SDB500192 SDB500193
24.0130-0198.1	430198			HC	L	V	304,0	30,0	26,0	91,0	140,0	6	118,0	122,0	M12x1,5	MERCEDES BENZ	668 421 01 12 668 421 06 12
24.0130-0199.1	430199	S	B	HC		V	348,0	29,9	28,4	62,1	120,0	5	75,0	154,0	16,5	BMW	34 11 6 793 244
24.0130-0200.1	430200	S	B	HC		V	332,0	29,9	28,4	62,1	120,0	5	75,0	153,0	16,5	BMW	34 11 6 793 245
24.0130-0201.1	430201		B			V	334,0	30,0	27,0	51,0	114,3	5	62,0	143,5	14,5	LEXUS	43516-22010
24.0130-0202.1	430202		B			V	334,0	30,0	27,0	51,0	114,3	5	62,0	143,5	14,5	LEXUS	43512-22260
24.0130-0203.1	430203		B			V	326,0	30,0	28,0	52,7	114,3	5	58,0	148,0	12,8	SUBARU	26300FE070
24.0130-0204.1	430204		B			V	316,0	30,0	28,0	56,8	100,0	5	58,0	149,0	13,0	SUBARU	26300AG001
24.0130-0206.1	430206	S	B	HC	L	V	330,0	30,0	28,0	48,0	108,0	5	71,1	138,0	13,0	CITROEN	4249 A7
24.0130-0207.1	430207	S	B	HC	L	V	296,0	30,0	27,0	51,0	120,0	5	67,4	163,7	16,3	PEUGEOT	4249 A7
24.0130-0208.1	430208	S	B	HC		V	337,0	30,0	27,0	51,0	120,0	5	67,4	159,7	16,3	CHEVROLET	13501307
24.0130-0209.1	430209	S	B	HC		V	321,0	30,0	27,0	51,0	120,0	5	67,4	160,0	16,3	OPEL/AUXHALL	5 69 063/13501307 5 69 421/13502213 13502213
24.0130-0212.1	430212		B	HC		V	328,0	30,0	28,0	52,0	108,0	5	63,5	165,5	15,7	SAAB	5 69 080/13576781 5 69 335/13501940 13576781
24.0130-0215.1	430215		B	HC		V	324,0	30,0	28,4	49,0	114,3	5	68,0	152,0	12,7	CHEVROLET	13501320
24.0130-0216.2	430216	S	B	HC		V	348,0	30,0	28,4	73,0	120,0	5	79,0	186,8	14,5	OPEL/AUXHALL	5 69 064/13501308 5 69 422/13502214 13502214
24.0130-0217.1	430217	S	B	HC	L	V	315,0	30,0	27,4	83,0	130,0	5	85,0	157,0	15,0	SAAB	13501308 13502214
24.0130-0218.2	430218		B	HC		V	348,0	30,0	28,4	66,0	120,0	5	75,0	186,8	16,5	VOLVO	31277342
24.0130-0219.1	430219	S	B	HC		V	340,0	30,0	28,0	49,5	112,0	5	65,0	139,7	15,3	NISSAN	40206-CD005
24.0130-0220.1	430220	S	B	HC		V	314,0	30,0	27,0	49,6	112,0	9	65,0	145,0	15,3	BMW	34 11 6 782 593
24.0130-0221.1	430221	S	B	HC		V	320,0	30,0	28,0	52,2	112,0	5	68,0	149,3	15,3	MERCEDES BENZ	463 421 00 12 463 421 01 12 463 421 03 12
24.0130-0222.1	430222	S	B	HC		V	345,0	30,0	28,0	52,1	112,0	5	68,0	164,6	15,3	BMW	34 11 6 775 277
24.0130-0224.1	430224	S	B	HC		V	321,0	30,0	27,0	45,5	115,0	5	70,7	160,0	14,2	AUDI	8J0 615 301 G
24.0130-0225.1	430225	S	B	HC		V	340,0	30,0	27,0	49,6	112,0	5/9	65,0	145,0	15,3	SEAT/VW	1K0 615 301 AJ
24.0132-0100.1	432100	S	B	HC	L	●	322,0	32,0	30,0	64,5	112,0	5	67,0	154,3	15,2	AUDI	8R0 615 301
24.0132-0101.1	432101	S	B	HC	L	V	322,0	32,0	29,4	64,5	112,0	5	67,0	154,3	15,2	AUDI	4G0 615 301
24.0132-0110.1	432110					V	278,0	32,2	30,7	52,0	118,0	5	70,6	150,0	16,2	OPEL/AUXHALL	5 69 077/13502826 1K0 615 301 AD 3C0 615 301 C
24.0132-0111.1	432111					V	311,0	32,0	30,0	58,0	139,7	6	105,0	204,0	M12x1,25	MERCEDES BENZ	000 421 11 12 204 421 10 12
24.0132-0113.1	432113	S	B	HC		V	334,0	31,9	30,4	76,9	120,0	5	79,0	159,0	14,8	MERCEDES BENZ	000 421 12 12
24.0132-0114.1	432114		B	HC		V	345,0	31,9	30,0	51,0	112,0	5	67,0	156,5	15,3	OPEL/AUXHALL	5 69 019/9195293
24.0132-0115.1	432115		B	HC	L	●	330,0	32,0	30,0	76,0	112,0	5	67,0	154,0	15,0	TOYOTA	43512-60090
24.0132-0116.1	432116		B	HC		V	333,0	32,5	28,5	55,6	120,0	5	76,0	154,6	16,6	BMW	34 11 6 757 756
24.0132-0117.1	432117		B	HC	L	V	330,0	32,0	30,0	68,5	130,0	5	85,0	174,0	15,4	MERCEDES BENZ	163 421 05 12
24.0132-0118.1	432118		B	HC	L	V	330,0	32,0	30,0	68,5	130,0	5	85,0	174,0	15,4	MERCEDES BENZ	220 421 25 12
24.0132-0125.1	432125		B	HC	L	●	345,0	32,0	30,0	76,0	112,0	5	67,0	154,0	15,0	VOLKSWAGEN	7H0 615 301 F
																PORSCHE	955 351 401 40 955 351 401 41 7L6 615 301 N
																VOLKSWAGEN	955 351 402 40 955 351 402 41 7L6 615 302 N
																MERCEDES BENZ	220 421 11 12



Abmessungen Bremsscheiben

Dimensions brake discs - Misure dischi freno -

Dimensions Disques de frein - Medidas disco de freno



S Fixierschraube - fixing screw - vite di riparazione - vis de fixation - tornillo quefija

B beschichtet - coated - rivestito - revêtu - recubierto

HC hochgekohlt - high carbon - ad alto tenore di carbonio - à haute teneur en carbone - altamente carbonizado

L legiert - alloyed - alligato/legato - allié - aleado

V ventiliert - ventilated - ventilato - ventilé - ventilado

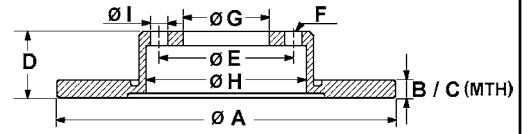
● gelocht - perforated - perforato - poinçonné - perforado

		S	B	HC	L	V	A	B	C	D	E	F	G	H	I	OE - #
24.0132-0126.1	432126					V	310,0	32,0	30,0	43,8	98,0	5	59,0	138,0	16,5	CITROEN 4249 A8 4249 F2 1355376080 9464640587 FIAT PEUGEOT 4249 A8 PORSCH 928 351 043 01 PORSCH 928 351 044 01 ALFA ROMEO 51768587 CITROEN 4249 38 4249 A6 51705758 51740249 PEUGEOT 4249 37 4249 A6
24.0132-0127.1	432127			HC	L	V	282,0	32,0	30,6	60,0	130,0	5	90,0	156,0	15,4	MERCEDES BENZ 220 421 18 12
24.0132-0128.1	432128			HC	L	V	282,0	32,0	30,6	60,0	130,0	5	90,0	156,0	15,4	MERCEDES BENZ 221 421 06 12
24.0132-0129.1	432129			HC		V	330,0	32,0	30,0	44,7	98,0	5	59,0	149,0	13,0	MERCEDES BENZ 221 421 00 12
24.0132-0131.1	432131		B			V	300,0	32,0	29,9	73,5	130,0	5	80,0	161,0	18,0	MERCEDES BENZ 221 421 16 12 219 421 01 12 PORSCH 930 351 047 02 PORSCH 993 351 043 01 PORSCH 993 351 044 01 MERCEDES BENZ 204 421 29 12 211 421 10 12 211 421 13 12 211 421 14 12
24.0132-0136.1	432136		B	HC	L	V●	330,0	32,0	30,0	47,5	112,0	5	67,0	154,0	15,0	PORSCH 930 351 048 02
24.0132-0137.1	432137	S	B	HC	L	V●	335,0	32,0	30,0	64,5	112,0	5	67,0	154,0	15,2	MERCEDES BENZ 129 421 23 12
24.0132-0138.1	432138	S	B	HC	L	V●	350,0	32,0	30,0	64,5	112,0	5	67,0	154,0	15,2	LEXUS/TOYOTA 43512-60130 43512-60170
24.0132-0139.1	432139	S	B	HC	L	V	350,0	32,0	29,4	64,5	112,0	5	67,0	154,0	15,2	PORSCH 928 351 044 03 928 351 044 60
24.0132-0140.1	432140		B	HC	L	V●	304,0	32,0	30,6	56,7	126,0	5	107,0	172,0	8,4	PORSCH 928 351 043 03 928 351 043 60
24.0132-0142.1	432142		B	HC	L	V●	304,0	32,0	30,0	72,0	130,0	5	103,0	161,0	15,4	PEUGEOT 4246 V5
24.0132-0143.1	432143		B	HC	L	V●	304,0	32,0	30,0	72,0	130,0	5	103,0	161,0	15,4	MERCEDES BENZ 230 421 08 12
24.0132-0144.1	432144	S	B	HC	L	V	330,0	32,0	29,4	64,5	112,0	5	67,0	154,0	15,0	MERCEDES BENZ 211 421 11 12 164 421 05 12 164 421 14 12 164 421 12 12
24.0132-0146.1	432146		B	HC	L	V●	304,0	32,0	30,6	56,7	126,0	5	107,0	172,0	8,4	MERCEDES BENZ 164 421 04 12 164 421 13 12
24.0132-0147.1	432147		B	HC	L	V●	334,0	32,0	30,0	51,5	112,0	5	67,0	154,0	13,0	MERCEDES BENZ 164 421 14 12
24.0132-0148.1	432148		B			V	313,0	32,0	30,0	70,0	144,0	5	115,0	172,5	12,5	MERCEDES BENZ 164 421 13 12
24.0132-0150.1	432150		B	HC	L	V	304,0	32,0	30,0	77,0	130,0	5	103,0	161,0	15,4	CHRYSLER 5135 475AA
24.0132-0151.1	432151		B	HC	L	V	304,0	32,0	30,0	77,0	130,0	5	103,0	161,0	15,4	MERCEDES BENZ 210 421 23 12
24.0132-0152.1	432152					V	309,0	32,0	30,0	43,1	108,0	5	71,1	136,0	13,0	BMW 34 11 1 165 072
24.0132-0153.1	432153	S	B	HC	L	V●	330,0	32,0	30,0	64,5	112,0	5	67,0	154,0	15,0	BMW 34 11 2 282 803
24.0132-0154.1	432154		B	HC	L	V	330,0	32,0	29,4	47,5	112,0	5	67,0	154,0	15,0	BMW 34 11 2 282 804
24.0132-0157.1	432157	S	B	HC	L	V	350,0	32,0	29,4	54,5	112,0	5	67,0	156,3	15,2	PORSCH 993 351 045 10
24.0132-0158.1	432158	S	B	HC	L	V	330,0	32,0	29,4	54,5	112,0	5	67,0	156,3	15,2	PORSCH 993 351 046 10
24.0132-0159.1	432159		B	HC	L	V	330,0	32,0	29,4	46,5	112,0	5	67,0	154,0	13,0	AUDI 8N0 615 302 B
24.0132-0160.1	432160	S	B	HC		V	334,0	31,9	30,4	62,9	120,0	5	79,0	159,0	14,8	VOLKSWAGEN 1J0 615 302 A
24.0132-0161.2	432161	S		HC		V	345,0	32,0	30,4	77,0	120,0	5	79,0	159,5	14,5	AUDI 8N0 615 301 B
24.0132-0162.2	432162	S		HC		V	345,0	32,0	30,4	77,0	120,0	5	79,0	159,5	14,5	VOLKSWAGEN 1J0 615 301 AA
24.0132-0163.2	432163			HC	L	V●	322,0	32,0	30,0	72,0	130,0	5	103,0	157,0	15,4	HYUNDAI 51712-3J500
24.0132-0164.2	432164			HC	L	V●	322,0	32,0	30,0	72,0	130,0	5	103,0	157,0	15,4	HONDA 45251-TL0-G51
24.0132-0165.2	432165			HC		V	334,0	32,0	30,0	35,0	100,0	5/9	65,0	146,0	15,6	LEXUS 43512-30180 43512-30181 43512-50100 43512-50110 43512-53010 43512-53020
24.0132-0166.2	432166			HC		V	334,0	32,0	30,0	35,0	100,0	5/9	65,0	146,0	15,6	AUDI/VOLKSWAGEN 3D0 615 301 F 4E0 615 301 P
24.0132-0169.1	432169		B	HC		V	321,0	32,0	30,0	51,0	114,3	5	69,0	143,0	12,5	PORSCH 996 351 409 02 996 351 409 03
24.0132-0172.1	432172	S	B	HC		V	320,0	32,0	30,0	47,2	114,3	5	64,2	151,0	12,6	PORSCH 996 351 410 02 996 351 410 03
24.0132-0701.1	432701		B			V	296,0	32,0	30,0	50,8	114,3	5	62,0	143,5	14,5	AUDI 4G0 615 301 A
24.0134-0100.1	434100		B	HC		V	360,0	34,0	31,0	59,7	112,0	5	68,0	135,0	15,0	PORSCH 995 351 40 150 955 351 401 51
24.0134-0101.1	434101		B	HC	L	V●	330,0	34,0	32,0	69,5	130,0	5	98,0	173,5	15,4	VOLKSWAGEN 7L6 615 301 K 7L8 615 301
24.0134-0102.1	434102		B	HC	L	V●	330,0	34,0	32,0	69,5	130,0	5	98,0	173,5	15,4	
24.0134-0103.1	434103	S	B	HC		V	356,0	34,0	31,5	52,4	112,0	5	68,0	149,0	15,3	
24.0134-0123.1	434123		B	HC	L	V	350,0	34,0	32,0	68,5	130,0	5	85,0	185,0	15,4	

Abmessungen Bremsscheiben

Dimensions brake discs - Misure dischi freno -

Dimensions Disques de frein - Medidas disco de freno



S Fixierschraube - fixing screw - vite di riparazione - vis de fixation - tornillo quefija

B beschichtet - coated - rivestito - revêtu - recubierto

HC hochgekohlt - high carbon - ad alto tenore di carbonio - à haute teneur en carbone - altamente carbonizado

L legiert - alloyed - alligato/legato - allié - aleado

V ventiliert - ventilated - ventilato - ventilé - ventilado

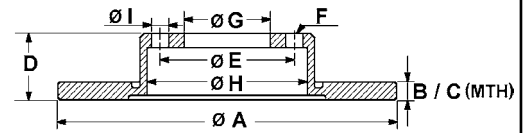
● gelocht - perforated - perforato - poinçonné - perforado

		S	B	HC	L	V	A	B	C	D	E	F	G	H	I	OE - #	
24.0134-0124.1	434124		B	HC	L	V	350,0	34,0	32,0	68,5	130,0	5	85,0	185,0	15,4	PORSCHE VOLKSWAGEN	995 351 40 250 955 351 402 51 7L6 615 302 K 7L8 615 302
24.0136-0101.1	436101		B	HC		V	374,0	36,0	34,4	81,0	120,0	5	79,0	187,0	16,5	BMW	34 11 6 766 107
24.0136-0102.1	436102		B	HC	L	V●	360,0	36,0	34,0	64,5	112,0	5	67,0	154,0	15,2	MERCEDES BENZ	221 421 18 12
24.0136-0103.1	436103		B	HC		V	385,0	36,0	33,5	59,7	112,0	5	68,0	135,0	15,2	AUDI	4E0 615 301 K
24.0136-0104.1	436104		B	HC		V	356,0	36,0	34,4	61,9	120,0	5	75,0	158,0	16,5	BMW	34 11 6 756 847
24.0136-0105.1	436105		B	HC	L	V●	360,0	36,0	34,0	76,0	112,0	5	67,0	154,0	15,0	MERCEDES BENZ	220 421 19 12
24.0136-0106.2	436106	S	B	HC		V	348,0	36,0	34,4	77,0	120,0	5	79,0	154,3	14,5	BMW	34 11 6 766 871 34 11 6 779 467
24.0136-0107.1	436107		B	HC		V	385,0	36,0	33,5	61,4	112,0	5	68,0	135,0	15,2	AUDI	4F0 615 301 J
24.0136-0108.1	436108	S	B	HC	L	V●	360,0	36,0	34,0	64,5	112,0	5	67,0	154,0	15,2	MERCEDES BENZ	221 421 08 12
24.0136-0109.1	436109	S	B	HC		V	365,0	36,0	34,4	62,0	120,0	5	75,0	168,0	16,5	BMW	34 11 6 793 243
24.0136-0110.1	436110		B	HC		V	348,0	35,9	34,4	80,9	120,0	5	79,0	154,0	16,5	BMW	34 11 6 767 353
24.0136-0111.1	436111		B	HC		V	368,0	36,0	34,0	68,7	130,0	5	85,0	157,0	15,4	PORSCHE VOLKSWAGEN	955 351 403 00 7L8 615 301 A
24.0136-0113.2	436113	S	B	HC		V	385,0	36,0	34,4	62,0	120,0	5	75,0	153,7	16,5	BMW	34 11 6 782 067
24.0136-0114.2	436114	S	B	HC		V	348,0	36,0	34,4	66,0	120,0	5	75,0	153,7	16,5	BMW	34 11 6 785 670
24.0136-0115.2	436115	S	B	HC		V	348,0	36,0	34,4	66,0	120,0	5	75,0	153,7	16,5	BMW	34 11 6 785 669
24.0136-0116.2	436116	S		HC		V●	374,0	36,0	34,4	77,0	120,0	5	79,0	174,0	14,5	BMW	34 11 2 282 806
24.0136-0117.2	436117	S		HC		V●	374,0	36,0	34,4	77,0	120,0	5	79,0	174,0	14,5	BMW	34 11 2 282 805
24.0136-0118.2	436118	S	B	HC		V	374,0	36,0	34,4	66,0	120,0	5	75,0	186,8	16,5	BMW	34 11 6 785 676
24.0136-0119.2	436119	S	B	HC		V	374,0	36,0	34,4	66,0	120,0	5	75,0	186,8	16,5	BMW	34 11 6 785 675
24.0136-0120.2	436120	S	B	HC		V	374,0	36,0	34,4	66,0	120,0	5	75,0	153,8	16,5	BMW	34 11 6 789 544
24.0136-0121.2	436121	S	B	HC		V	374,0	36,0	34,4	66,0	120,0	5	75,0	153,8	16,5	BMW	34 11 6 789 543

Abmessungen PowerDisc

Dimensions PowerDisc - Misure PowerDisc -

Dimensiones PowerDisc - Medidas PowerDisc



S Fixierschraube - fixing screw - vite di riparazione - vis de fixation - tornillo quejija

B beschichtet - coated - rivestito - revêtu - recubierto

HC hochgekohlt - high carbon - ad alto tenore di carbonio - à haute teneur en carbone - altamente carbonizado

L legiert - alloyed - alligato/legato - allié - aleado

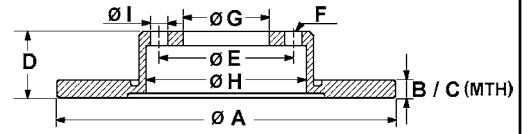
V ventiliert - ventilated - ventilato - ventilé - ventilado

		S	B	HC	L	V	A	B	C	D	E	F	G	H	I	OE - #	
24.0309-0114.1	509114	S	B				278,0	9,0	7,3	55,5	112,0	5	67,0	164,0	13,2	CHRYSLER MERCEDES BENZ	5098 066AA 203 423 01 12 210 423 01 12 210 423 04 12 210 423 09 12
24.0309-0120.1	509120	S	B				258,0	9,0	7,3	55,5	112,0	5	67,0	164,0	12,8	MERCEDES BENZ	202 423 00 12
24.0309-0123.1	509123	S	B				230,0	9,0	7,0	40,6	100,0	5	65,0	125,8	15,6	AUDI/SEAT/SKODA/VW	1J0 615 601 C 1J0 615 601 P
24.0309-0133.1	509133	S	B				239,0	8,9	7,0	33,4	100,0	5	65,0	132,5	15,8	AUDI/VW/SKODA	1J0 615 601 D
24.0310-0115.1	510115		B				253,0	10,2	8,9	33,0	108,0	4	63,5	155,0	13,7	FORD	1514237 4083484 5022666 5030658
24.0310-0117.1	510117	S	B	HC			300,0	10,0	7,6	61,0	120,0	5	75,0	180,0	14,5	BMW	34 21 1 162 305
24.0310-0150.1	510150		B				258,0	10,0	7,6	60,0	100,0	4	62,0	160,8	14,5	BMW	34 21 6 755 407
24.0310-0151.1	510151	S	B				239,0	10,0	8,0	38,9	100,0	4	65,0	124,5	13,6	AUDI/SEAT/VW	811 615 301
24.0310-0201.1	510201		B				245,0	10,0	8,0	64,2	112,0	5	68,0	135,5	15,4	AUDI/SKODA/VW	4A0 615 601 A
24.0310-0202.1	510202	S	B	HC			280,0	10,0	7,6	60,0	120,0	5	75,0	160,8	14,5	BMW	34 21 1 165 457
24.0310-0217.1	510217	S	B				290,0	10,0	8,3	55,5	112,0	5	67,0	164,0	13,3	MERCEDES BENZ	210 423 06 12 210 423 10 12
24.0310-0224.1	510224		B				245,0	10,0	8,0	48,0	112,0	5	68,0	135,5	15,4	AUDI/VW	8D0 615 601 A 8E0 615 601 A
24.0310-0225.1	510225	S	B				270,0	10,0	8,0	69,3	100,0	4	57,0	160,0	14,0	OPEL/VAUXHALL	5 69 209/90512909
24.0310-0226.1	510226	S	B				286,0	10,0	8,0	69,3	110,0	5	65,5	160,0	14,0	OPEL/VAUXHALL SAAB	5 69 210/90512910 4565693 5391578
24.0310-0227.1	510227	S	B	HC			298,0	10,0	7,6	61,0	120,0	5	75,0	185,0	14,5	BMW	34 21 1 163 835 34 21 6 767 049
24.0310-0250.1	510250	S	B				264,0	9,8	8,0	42,0	110,0	5	65,5	145,0	14,0	OPEL/VAUXHALL	5 69 109/9117772
24.0310-0251.1	510251	S	B				240,0	9,8	8,0	42,0	100,0	4	57,0	140,8	14,0	OPEL/VAUXHALL	5 69 111/9196587
24.0310-0261.1	510261		B				245,0	10,0	8,0	40,0	112,0	5/9	68,0	135,5	15,3	AUDI	8E0 615 601 B 8E0 615 601 P
24.0310-0271.1	510271		B				259,0	10,0	7,6	44,1	100,0	4	64,2	163,0	16,0	MINI	34 21 1 503 070 34 21 6 774 987
24.0310-0277.1	510277	S	B				253,0	10,0	8,0	51,6	112,0	5/9	65,0	140,0	15,3	AUDI/SEAT/SKODA/VW	1K0 615 601 K 1K0 615 601 AB
24.0310-0314.1	510314	S	B	HC			280,0	10,0	7,6	65,5	120,0	5	75,0	160,8	14,5	BMW	34 21 6 855 001
24.0311-0141.1	511141		B				256,0	10,8	8,0	41,1	100,0	6	60,0	123,0	14,3	OPEL/VAUXHALL	5 69 058/9117676
24.0311-0155.1	511155		B				265,0	11,0	9,0	40,8	108,0	5	63,5	152,0	13,7	FORD	1223540 1253728 1373360 1575733 1748745 9M51-2A315-BA 9M51-2A315-BB
24.0311-0158.1	511158		B				280,0	11,0	9,0	41,0	108,0	5	63,5	192,0	13,7	FORD	1253962 1373361 1500156 7M51-2A315-BA 30769113 31341645
24.0312-0106.1	512106	S	B				239,0	12,0	10,0	35,4	100,0	4	65,0	124,5	13,6	AUDI/SEAT/VW AUDI/VW	321 615 301 175 615 301
24.0312-0125.1	512125		B				239,0	12,0	10,8	42,5	98,0	4	58,5	127,0	13,1	LADA	2108-3501070
24.0312-0126.1	512126	S	B				286,0	12,0	9,6	51,5	120,0	5	79,0	148,0	14,5	BMW	34 11 6 757 750
24.0312-0141.1	512141		B				239,5	12,0	10,0	42,9	108,0	4	63,5	136,0	13,7	FORD	1013581 1019598 1112542
24.0312-0144.1	512144	S	B	HC	L		260,0	12,0	10,0	40,4	112,0	5	67,0	145,0	13,3	MERCEDES BENZ	1E03-33-251 1E03-33-251A 1E04-33-251
24.0312-0148.1	512148		B				255,0	12,0	10,0	40,0	112,0	5/9	68,0	144,5	15,3	AUDI	168 421 01 12 8E0 615 601 D 8E0 615 601 Q
24.0312-0151.1	512151		B				288,0	11,9	10,0	64,8	108,0	5	68,0	178,0	16,5	VOLVO	9434167
24.0312-0152.1	512152		B	HC			324,0	12,0	9,6	80,2	120,0	5	75,0	185,0	16,8	BMW	34 21 6 765 458
24.0312-0157.1	512157	S	B				278,0	11,9	10,0	41,4	110,0	5	65,5	145,2	14,0	FIAT OPEL/VAUXHALL SAAB	46836489 5 69 115/93171848 9156785 12762290
24.0312-0158.1	512158		B				256,0	12,0	10,0	48,6	112,0	5/9	65,0	140,0	15,3	AUDI/SKODA/VW	1K0 615 601 L 1K0 615 601 AC
24.0312-0159.1	512159		B				302,0	12,0	10,0	49,4	112,0	5/9	68,0	177,0	15,3	AUDI	4F0 615 601 E

Abmessungen PowerDisc

Dimensions PowerDisc - Misure PowerDisc -

Dimensiones PowerDisc - Medidas PowerDisc



S Fixierschraube - fixing screw - vite di riparazione - vis de fixation - tornillo quejija

B beschichtet - coated - rivestito - revêtu - recubierto

HC hochgekohlt - high carbon - ad alto tenore di carbonio - à haute teneur en carbone - altamente carbonizado

L legiert - alloyed - alligato/legato - allié - aleado

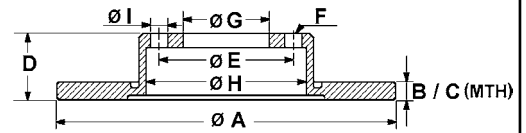
V ventiliert - ventilated - ventilato - ventilé - ventilado

		S	B	HC	L	V	A	B	C	D	E	F	G	H	I	OE - #
24.0313-0161.1	513161	S	B				236,0	12,7	9,7	41,0	100,0	4/6	60,0	123,0	14,0	OPEL/VAUXHALL 5 69 020/90008005 5 69 030/90008031 5 69 013/93182290
24.0313-0178.1	513178	S	B				255,6	12,9	11,0	39,2	100,0	4	65,0	135,5	13,6	SEAT/VW 357 615 301
24.0313-0181.1	513181		B	HC			280,0	13,0	11,0	46,5	112,0	5	68,0	159,0	15,4	AUDI 8D0 615 301 A
24.0315-0105.1	515105		B	HC			288,0	15,0	13,0	46,5	112,0	5	68,0	135,5	15,4	AUDI 4A0 615 301 B
24.0318-0106.1	518106	S	B	HC		V	239,0	18,0	16,0	34,5	100,0	4	65,0	125,0	13,6	SEAT/VW 6N0 615 301 C
24.0318-0137.1	518137	S	B	HC		V	239,0	18,0	16,0	35,0	100,0	5	65,0	125,0	15,6	VOLKSWAGEN 6N0 615 301 F
24.0319-0107.1	519107	S	B	HC		V	276,0	19,0	16,6	60,3	120,0	5	75,0	160,8	14,5	SKODA/VW 6Q0 615 301
24.0319-0108.1	519108	S	B	HC		V	294,0	18,9	17,4	59,7	120,0	5	75,0	160,8	14,8	VOLKSWAGEN 6Q0 615 301 A
24.0320-0115.1	520115	S	B	HC	L	V	236,0	20,0	17,0	41,0	100,0	4/6	60,0	123,0	14,0	BMW 34 21 6 855 155
24.0320-0123.1	520123	S	B	HC	L	V	239,0	20,0	18,0	39,0	100,0	4	65,0	123,8	13,6	CHEVROLET 90121445
24.0320-0128.1	520128	S	B	HC	L	V	256,0	20,0	18,0	38,8	100,0	4	65,0	131,5	13,8	DAEWOO 90121445
24.0320-0132.1	520132	S	B			V	247,0	20,4	18,5	34,2	108,0	4	66,0	133,2	12,8	OPEL/VAUXHALL 5 69 054/90511111
24.0320-0133.1	520133	S	B			V	266,0	20,5	18,5	27,6	108,0	4	66,0	133,0	13,0	AUDI/SEAT/VW 321 615 301 C
24.0320-0142.1	520142		B	HC	L	V	257,5	20,0	18,2	40,5	98,0	4	59,0	126,7	13,0	AUDI/VW 321 615 301 A
24.0320-0146.1	520146		B			V	253,0	20,0	18,0	43,7	108,0	4	63,5	153,0	13,7	SEAT/VW 321 615 301 D
24.0320-0147.1	520147		B			V	239,5	20,0	18,0	43,0	108,0	4	63,5	136,0	13,7	6N0 615 301 D
24.0320-0154.1	520154	S	B	HC		V	298,0	20,0	17,6	61,3	120,0	5	75,0	185,0	14,5	CITROEN 95 661 747
24.0320-0173.1	520173	S	B			V	292,0	19,9	18,0	41,4	110,0	5	65,5	162,5	14,0	PEUGEOT 4249 96
24.0320-0175.1	520175		B			V	255,0	20,0	18,0	43,1	100,0	4	55,0	129,0	14,5	CITROEN 4249 F0
24.0322-0100.1	522100		B	HC		V	280,0	22,0	20,0	28,5	100,0	5	65,0	141,0	15,6	PEUGEOT 4249 F0
24.0322-0103.1	522103	S	B	HC		V	302,0	22,0	19,6	76,0	120,0	5	79,0	149,0	14,5	ALFA/FIAT/LANCIA 7779409
24.0322-0115.1	522115	S	B	HC		V	286,0	22,0	19,6	51,5	120,0	5	79,0	147,5	14,5	ALFA/FIAT/LANCIA 71738145
24.0322-0122.1	522122		B	HC	L	V	260,0	22,0	19,6	35,0	100,0	4	66,0	138,0	14,5	ALFA/FIAT/LANCIA 51749124
24.0322-0132.1	522132	S	B	HC	L	V	284,0	22,0	19,4	43,5	112,0	5	67,0	154,3	12,8	ALFA/FIAT/LANCIA 60806137
24.0322-0150.1	522150	S	B	HC		V	280,0	22,0	19,0	36,7	100,0	5	65,0	133,5	15,6	ALFA/FIAT/LANCIA 60810076
0151.1	522151	S	B	HC		V	256,0	22,0	19,0	36,7	100,0	5	65,0	133,5	15,6	ALFA/FIAT/LANCIA 60811256
24.0322-0152.1	522152		B	HC		V	280,0	22,0	20,0	46,3	112,0	5/9	68,0	146,5	15,3	ALFA/FIAT/LANCIA 60811266
24.0322-0159.1	522159	S	B	HC		V	296,0	22,0	19,6	76,3	120,0	5	79,0	148,8	14,5	FORD 4115996
24.0322-0160.1	522160	S	B	HC		V	300,0	22,0	19,6	51,8	120,0	5	79,0	164,0	14,5	FORD 5026786
																FORD/MAZDA 1019604 1066271 1320581 1320582 5028281
																BMW 34 21 1 164 175 34 21 6 767 060
																FIAT 46836490
																OPEL/VAUXHALL 5 69 114/93171778
																SAAB 9191336 12762291
																TOYOTA 43512-0D050 43512-17120 43512-17130 43512-17131 43512-52040 43512-52090
																SEAT/VW 1H0 615 301 A
																BMW 34 11 1 160 936
																BMW 34 11 1 165 455
																BMW 34 11 6 766 239
																BMW 34 11 1 160 915
																MERCEDES BENZ 202 421 09 12
																AUDI/SEAT/SKODA/VW 1J0 615 301 E
																AUDI/SEAT/SKODA/VW 1J0 615 301 M
																AUDI/SEAT/SKODA/VW 1J0 615 301 P 24.0322-
																AUDI/SEAT/SKODA/VW 1J0 615 301 D
																AUDI/VW 1J0 615 301 L
																AUDI/VW 6R0 615 301
																AUDI/VW 8Z0 615 301 D
																AUDI/VW 8E0 615 301 B
																BMW 8E0 615 301 D
																BMW 8E0 615 301 P
																BMW 34 11 6 767 061
																BMW 34 11 1 164 539
																BMW 34 11 6 757 526
																BMW 34 11 6 766 224
																BMW 34 11 6 855 152

Abmessungen PowerDisc

Dimensions PowerDisc - Misure PowerDisc -

Dimensiones PowerDisc - Medidas PowerDisc



S Fixierschraube - fixing screw - vite di riparazione - vis de fixation - tornillo quefija

B beschichtet - coated - rivestito - revêtu - recubierto

HC hochgekohlt - high carbon - ad alto tenore di carbonio - à haute teneur en carbone - altamente carbonizado

L legiert - alloyed - alligato/legato - allié - aleado

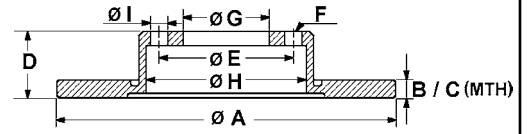
V ventiliert - ventilated - ventilato - ventilé - ventilado

		S	B	HC	L	V	A	B	C	D	E	F	G	H	I	OE - #	
24.0322-0161.1	522161	S	B	HC	L	V	276,0	22,0	19,0	77,2	130,0	5	85,0	156,3	15,0	MERCEDES BENZ VOLKSWAGEN	902 421 06 12 902 421 07 12 902 421 09 12 2D0 615 301 C 2D0 615 301 D
24.0322-0162.1	522162	S	B	HC	L	V	276,0	22,0	19,0	60,0	112,0	5	67,0	153,0	15,0	MERCEDES BENZ	638 421 01 12
24.0322-0163.1	522163		B	HC		V	256,0	22,0	20,0	36,6	100,0	5	65,0	135,0	15,6	AUDI/VW	8N0 615 601 B
24.0322-0168.1	522168	S	B	HC	L	V	260,0	22,0	19,4	40,4	112,0	5	67,0	145,0	13,3	MERCEDES BENZ	168 421 02 12 168 421 08 12
24.0322-0170.1	522170					V	257,0	22,0	20,0	34,0	104,0	4	86,0	160,5	10,6	HYUNDAI	51712-28300
24.0322-0172.1	522172		B			V	258,0	22,0	20,0	43,4	108,0	4	63,5	136,0	13,7	FORD/MAZDA	1320585 1323620
24.0322-0199.1	522199			HC	L	V	270,0	22,0	19,4	35,5	112,0	5	67,0	145,0	13,3	MERCEDES BENZ	414 421 00 12
24.0322-0204.1	522204		B	HC		V	276,0	22,0	19,6	44,2	100,0	4	64,2	150,0	14,7	MINI	34 11 1 502 891
24.0322-0210.1	522210	S	B	HC		V	280,0	22,0	19,0	49,9	112,0	5/9	65,0	144,0	15,3	AUDI/SEAT/VW	1K0 615 301 AK
24.0322-0238.1	522238	S	B	HC		V	292,0	22,0	19,6	73,3	120,0	5	79,0	151,5	14,5	BMW	34 11 6 854 997
24.0322-0239.1	522239	S	B	HC		V	284,0	22,0	19,6	73,3	120,0	5	79,0	151,5	16,6	BMW	34 11 6 792 215 34 11 6 854 996
24.0324-0115.1	524115	S	B	HC	L	V	256,0	24,0	21,0	41,0	100,0	4/6	60,0	123,0	14,0	DAEWOO OPEL/VAUXHALL	96179110 5 69 001/90487402
24.0324-0120.1	524120		B			V	260,0	24,0	22,2	47,0	108,0	4	63,5	136,0	13,6	FORD	4070865 5026784
24.0324-0152.1	524152	S	B	HC	L	V	256,0	23,8	21,0	41,1	100,0	4	60,0	123,0	14,3	OPEL/VAUXHALL	5 69 059/9117677
24.0324-0158.1	524158	S	B	HC	L	V	280,0	24,0	21,8	44,0	100,0	4	61,0	140,0	13,6	RENAULT	77 01 207 829
24.0324-0159.1	524159		B			V	281,0	23,9	21,5	45,7	114,3	4	69,0	146,5	12,5	MITSUBISHI VOLVO	M818027 30818027
24.0324-0161.1	524161		B			V	300,0	23,9	22,0	47,0	108,0	5	63,5	155,0	13,7	FORD JAGUAR	1376118 4179398 4181042 C2S 35270 C2S 42667
24.0324-0166.1	524166		B	HC	L	V	260,0	24,0	21,0	41,0	100,0	4/6	60,0	126,0	14,5	OPEL/VAUXHALL	5 69 000/9196050
24.0324-0171.1	524171	S	B	HC	L	V	280,0	24,0	21,8	44,0	108,0	5	61,0	140,0	15,5	RENAULT	77 01 206 198
24.0324-0181.1	524181	S	B	HC		V	310,0	24,0	21,6	77,0	120,0	5	79,0	161,0	14,5	BMW	34 11 6 764 021
24.0324-0197.1	524197	S	B	HC		V	300,0	24,0	21,6	73,5	120,0	5	79,0	152,0	14,5	BMW	34 11 6 764 643 34 11 6 854 998
24.0324-0200.1	524200	S	B	HC		V	330,0	24,0	21,6	73,3	120,0	5	79,0	174,0	14,5	BMW	34 11 6 854 999
24.0325-0105.1	525105		B	HC		V	288,0	25,0	23,0	46,5	112,0	5/9	68,0	135,0	15,4	AUDI/SKODA	4A0 615 301 C 8E0 615 301 Q 4A0 615 301 D
24.0325-0110.1	525110	S	B	HC	L	V	288,0	25,0	22,4	46,5	112,0	5	67,0	154,3	13,2	AUDI/VW MERCEDES BENZ	203 421 03 12 210 421 07 12 210 421 24 12
24.0325-0113.1	525113	S	B	HC		V	288,0	25,0	22,0	34,5	100,0	5	65,0	136,0	15,6	AUDI/SEAT/SKODA/VW	1J0 615 301 R 1J0 615 301 S 6R0 615 301 A
24.0325-0115.1	525115		B	HC		V	282,5	25,0	23,0	46,5	112,0	5	68,0	135,0	15,3	VOLKSWAGEN	8E0 615 301 A 8E0 615 301 C
24.0325-0117.1	525117		B	HC		V	278,0	25,0	23,0	48,5	108,0	5	63,5	140,0	13,7	FORD VOLVO	1373369 1734696 AV61-1125-BB 31262718
24.0325-0119.1	525119	S	B	HC	L	V	288,0	25,0	22,0	42,0	110,0	5/7	70,0	139,0	14,0	OPEL/VAUXHALL SAAB	5 69 056/90512029 5390786
24.0325-0123.1	525123		B	HC		V	310,0	25,0	22,0	34,5	100,0	5/9	65,0	185,0	15,6	AUDI/SEAT/SKODA/VW	6R0 615 301 B 8N0 615 301 A 8L0 615 301
24.0325-0131.1	525131	S	B	HC	L	V	280,0	24,8	22,0	42,0	110,0	5/7	70,0	139,0	14,0	OPEL/VAUXHALL	5 69 066/93197592
24.0325-0137.1	525137		B	HC		V	312,0	25,0	23,0	46,5	112,0	5	68,0	158,0	15,3	AUDI/SKODA	4B0 615 301 A 8E0 615 301 R
24.0325-0138.1	525138	S	B	HC		V	325,0	24,9	22,5	52,6	120,0	5	79,0	174,0	14,5	BMW	34 10 1 166 071 34 11 6 855 156
24.0325-0141.1	525141	S	B	HC		V	285,0	24,9	22,0	42,1	110,0	5/7	70,0	139,0	14,0	FIAT OPEL/VAUXHALL SAAB	51819733 5 69 003/93171497 9156807 93171497
24.0325-0142.1	525142	S	B	HC	L	V	308,0	25,0	23,0	42,0	110,0	5/8	70,0	139,0	14,0	OPEL/VAUXHALL SAAB	5 69 061/9194477 5391560 9184405
24.0325-0145.1	525145	S	B	HC		V	288,0	25,0	22,0	49,9	112,0	5/9	65,0	144,0	15,3	AUDI/SEAT/SKODA/VW	1K0 615 301 T
24.0325-0148.1	525148	S	B	HC	L	V	280,0	25,0	22,0	42,0	100,0	4/6	60,0	139,0	14,5	OPEL/VAUXHALL	5 69 006/93175376
24.0325-0158.1	525158	S	B	HC		V	312,0	25,0	22,0	49,9	112,0	5/9	65,0	146,0	15,3	AUDI/VW/SKODA	1K0 615 301 AA
24.0325-0160.1	525160	S	B	HC		V	325,0	25,0	22,6	62,2	120,0	5	75,0	174,0	16,5	BMW	34 11 3 400 151

Abmessungen PowerDisc

Dimensions PowerDisc - Misure PowerDisc -

Dimensiones PowerDisc - Medidas PowerDisc



S Fixierschraube - fixing screw - vite di riparazione - vis de fixation - tornillo quefija

B beschichtet - coated - rivestito - revêtu - recubierto

HC hochgekohlt - high carbon - ad alto tenore di carbonio - à haute teneur en carbone - altamente carbonizado

L legiert - alloyed - alligato/legato - allié - aleado

V ventiliert - ventilated - ventilato - ventilé - ventilado

		S	B	HC	L	V	A	B	C	D	E	F	G	H	I	OE - #
24.0325-0162.1	525162		B	HC		V	300,0	25,0	23,0	48,5	108,0	5	63,5	140,0	13,7	FORD 1253965 1373370 1520297 VOLVO 274510 31262719
24.0325-0171.1	525171		B	HC		V	288,0	25,0	23,0	46,5	112,0	5/10	68,0	137,0	15,3	SKODA/VW 4B0 615 301 B
24.0325-0172.1	525172		B	HC		V	312,0	25,0	23,0	46,5	112,0	5/10	68,0	140,0	15,3	SKODA/VW 4B0 615 301 C
24.0326-0106.1	526106	S	B			V	283,0	26,0	24,2	28,2	108,0	4	66,0	133,5	13,0	CITROEN 4246 L8 PEUGEOT 4246 R7
24.0326-0107.1	526107		B	HC		V	302,0	26,0	23,0	50,0	108,0	5	68,0	151,0	14,4	VOLVO 272276
24.0326-0120.1	526120	S	B			V	283,0	26,0	24,0	34,2	108,0	4	66,0	133,5	13,0	CITROEN 4246 W2 4249 18 4249 84 4249 J6 PEUGEOT 4246 W8 4249 17 4249 J6
24.0326-0123.1	526123		B	HC		V	300,0	26,0	22,8	47,0	108,0	5	61,0	139,6	13,5	RENAULT 82 00 007 122
24.0328-0106.1	528106	S	B	HC	L	V	300,0	28,0	25,4	46,5	112,0	5	67,0	154,0	13,3	MERCEDES BENZ 203 421 05 12 210 421 22 12 210 421 25 12
24.0328-0123.1	528123		B			V	305,0	27,9	25,0	50,3	108,0	5	68,0	139,0	16,5	VOLVO 274170 274559 9492715
24.0328-0129.1	528129	S				V	305,5	28,0	25,0	77,8	130,0	5	90,0	157,0	15,8	NISSAN 40206-00QAD OPEL/VAUXHALL 44 03 038/9111038 RENAULT 77 00 314 064
24.0328-0136.1	528136		B			V	285,0	28,0	26,0	43,7	98,0	5	59,0	127,0	16,5	CITROEN 4246 P2 FIAT/LANCIA 1325772080 PEUGEOT 4249 H7
24.0328-0137.1	528137	S	B	HC		V	302,0	28,0	25,0	45,0	110,0	5/7	70,0	139,0	14,0	OPEL/VAUXHALL 5 69 004/93171500 SAAB 9191247 93171500
24.0328-0198.1	528198	S	B	HC		V	315,0	28,0	26,4	52,5	120,0	5	79,0	152,0	14,5	BMW 34 11 2 227 171
24.0328-0199.1	528199	S	B	HC		V	315,0	28,0	26,4	52,5	120,0	5	79,0	152,0	14,5	BMW 34 11 2 227 172
24.0330-0107.1	530107	S	B	HC		V	324,0	29,9	27,6	73,7	120,0	5	79,0	149,0	14,8	BMW 34 11 6 767 059
24.0330-0109.1	530109	S	B	HC		V	332,0	29,9	27,6	62,1	120,0	5	75,0	158,0	16,5	BMW 34 11 6 750 713 34 11 6 756 045 34 11 6 765 457 34 11 6 766 036
24.0330-0113.1	530113		B	HC		V	320,0	30,0	28,0	46,5	112,0	5/9	68,0	137,0	15,3	AUDI 8D0 615 301 M 8E0 615 301 AD
24.0330-0115.1	530115		B	HC		V	345,0	30,0	27,0	49,9	112,0	5/9	65,0	140,0	15,3	AUDI/SKODAVW 1K0 615 301 M
24.0330-0173.1	530173	S	B	HC		V	324,0	30,0	27,6	77,0	120,0	5	79,0	165,0	14,5	BMW 34 11 6 753 221
24.0330-0175.1	530175	S	B	HC		V	321,0	30,0	28,0	59,7	112,0	5	68,0	144,8	15,3	AUDI 4F0 615 301 E
24.0330-0176.1	530176	S	B	HC		V	347,0	30,0	28,0	59,7	112,0	5	68,0	158,0	15,3	AUDI 4F0 615 301 G




- 
- ① Vergleichsliste WVA
 - ② WVA Cross reference list
 - ③ Liste des correspondances WVA
 - ④ Tabella di conversione codici WVA
 - ⑤ Lista comparativa WVA
 - ⑥ Vergelijgingslijst WVA
 - ⑦ Omsætningsliste WVA
 - ⑧ Jämförelselista WVA
 - ⑨ WVA összehasonlító lista
 - ⑩ Lista de comparação WVA
 - ⑪ Сравнительный перечень номеров WVA
 - ⑫ Porovnávací seznam čísel
 - ⑬ Lista porównawcza numerów WVA
 - ⑭ Λίστα σύγκρισης αριθμών WVA
 - ⑮ Karşılaştırma listesi WVA
 - ⑯ 对比清单WVA
 - ⑰ WVA比烽
 - ⑱ قائمة المقارنة WVA

Vergleichsliste WVA → ATE

Cross reference list WVA → ATE - Tabella di conversione codici WVA → ATE

Liste des correspondances WVA → ATE - Lista referencias WVA → ATE



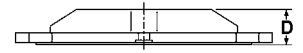
WVA	D		WVA	D		WVA	D				
20002	15,0	13.0460-5806.2	605806	20323	16,5	13.0460-5030.2	605030	20676	19,5	13.0460-7050.2	607050
20008	13,0	13.0460-5824.2	605824	20325	17,2	13.0460-5789.2	605789	20676	19,8	13.0460-7077.2	607077
20009	15,0	13.0460-3010.2	603010	20332	17,0	13.0460-2968.2	602968	20676	19,8	13.0460-7081.2	607081
20011	15,0	13.0460-4048.2	604048	20336	14,0	13.0460-3961.2	603961	20676	19,8	13.0460-7110.2	607110
20011	15,0	13.0460-6027.2	606027	20337	14,0	13.0460-3961.2	603961	20676	19,8	13.0460-7122.2	607122
20011	18,5	13.0460-6028.2	606028	20341	16,7	13.0460-9029.2	609029	20676	19,8	13.0470-7081.2	LD7081
20034	15,0	13.0460-4019.2	604019	20356	15,5	13.0460-4907.2	604907	20676	19,8	13.0470-7110.2	LD7110
20034	15,0	13.0460-4033.2	604033	20359	18,0	13.0460-6911.2	606911	20676	19,8	13.0470-7122.2	LD7122
20035	17,0	13.0460-3902.2	603902	20359	19,2	13.0460-6926.2	606926	20678	19,5	13.0460-7050.2	607050
20036	17,0	13.0460-3902.2	603902	20364	15,0	13.0460-6910.2	606910	20687	13,5	13.0460-4030.2	604030
20038	14,0	13.0460-6914.2	606914	20365	15,0	13.0460-6910.2	606910	20687	15,5	13.0460-4034.2	604034
20073	17,3	13.0460-3936.2	603936	20371	8,1	13.0460-4900.2	604900	20699	15,0	13.0460-5946.2	605946
20076	15,5	13.0460-5835.2	605835	20380	15,6	13.0460-2824.2	602824	20708	14,5	13.0460-5720.2	605720
20077	15,5	13.0460-5835.2	605835	20387	15,0	13.0460-3014.2	603014	20708	15,8	13.0460-2997.2	602997
20087	14,6	13.0460-2800.2	602800	20389	15,4	13.0460-4911.2	604911	20731	15,3	13.0460-5916.2	605916
20088	14,3	13.0460-2954.2	602954	20392	15,0	13.0460-9028.2	609028	20741	15,0	13.0460-2750.2	602750
20091	14,6	13.0460-2800.2	602800	20392	18,5	13.0460-5701.2	605701	20741	19,0	13.0460-2901.2	602901
20092	15,0	13.0460-9030.2	609030	20410	15,0	13.0460-4957.2	604957	20753	17,5	13.0460-7071.2	607071
20099	15,0	13.0460-5918.2	605918	20423	15,0	13.0460-4957.2	604957	20755	14,4	13.0460-3401.2	603401
20104	15,0	13.0460-5918.2	605918	20436	15,0	13.0460-3024.2	603024	20755	14,4	13.0460-3403.2	603403
20108	15,0	13.0460-5918.2	605918	20437	15,0	13.0460-9034.2	609034	20755	15,1	13.0460-4044.2	604044
20112	18,0	13.0460-5991.2	605991	20437	19,0	13.0460-9031.2	609031	20755	15,1	13.0470-4044.2	LD4044
20113	18,0	13.0460-5991.2	605991	20465	18,0	13.0460-7903.2	607903	20756	16,5	13.0460-7036.2	607036
20124	18,9	13.0460-2972.2	602972	20480	15,5	13.0460-2967.2	602967	20756	16,5	13.0460-7047.2	607047
20126	15,0	13.0460-5029.2	605029	20482	18,0	13.0460-3612.2	603612	20757	20,3	13.0460-7046.2	607046
20140	14,0	13.0460-3928.2	603928	20488	18,5	13.0460-3968.2	603968	20772	18,0	13.0460-2955.2	602955
20141	14,0	13.0460-3928.2	603928	20489	18,5	13.0460-3968.2	603968	20775	18,0	13.0460-3939.2	603939
20147	17,0	13.0460-7146.2	607146	20491	15,0	13.0460-7042.2	607042	20775	18,0	13.0460-3940.2	603940
20149	17,0	13.0460-7146.2	607146	20547	16,5	13.0460-7051.2	607051	20776	18,0	13.0460-3940.2	603940
20162	15,4	13.0460-4956.2	604956	20547	16,5	13.0460-7241.2	607241	20777	18,0	13.0460-3940.2	603940
20164	18,2	13.0460-2985.2	602985	20570	18,5	13.0460-3968.2	603968	20778	19,0	13.0460-2934.2	602934
20166	16,0	13.0460-2966.2	602966	20571	18,5	13.0460-3968.2	603968	20783	17,5	13.0460-7027.2	607027
20168	16,0	13.0460-2957.2	602957	20574	15,3	13.0460-2936.2	602936	20784	18,0	13.0460-4401.2	604401
20168	19,3	13.0460-2806.2	602806	20576	15,5	13.0460-6909.2	606909	20787	19,0	13.0460-2901.2	602901
20168	19,3	13.0460-2958.2	602958	20588	16,5	13.0460-5032.2	605032	20833	17,0	13.0460-2813.2	602813
20173	15,0	13.0460-4035.2	604035	20629	20,3	13.0460-7046.2	607046	20833	17,0	13.0460-2949.2	602949
20180	17,3	13.0460-3605.2	603605	20634	15,0	13.0460-3953.2	603953	20834	17,0	13.0460-2813.2	602813
20180	17,3	13.0470-3605.2	LD3605	20634	15,0	13.0460-3955.2	603955	20834	17,0	13.0460-2949.2	602949
20181	17,3	13.0460-3605.2	603605	20635	18,0	13.0460-3915.2	603915	20838	17,0	13.0460-2813.2	602813
20181	17,3	13.0470-3605.2	LD3605	20636	18,0	13.0460-3915.2	603915	20838	17,0	13.0460-2941.2	602941
20191	15,0	13.0460-5806.2	605806	20640	17,5	13.0460-7027.2	607027	20838	17,0	13.0460-2949.2	602949
20192	15,0	13.0460-5806.2	605806	20640	17,5	13.0460-7071.2	607071	20838	17,0	13.0460-2941.2	602941
20193	15,0	13.0460-5919.2	605919	20641	15,0	13.0460-3011.2	603011	20839	17,0	13.0460-2941.2	602941
20194	15,0	13.0460-5919.2	605919	20641	15,0	13.0460-3013.2	603013	20841	12,0	13.0460-3942.2	603942
20200	16,0	13.0460-2953.2	602953	20641	15,0	13.0460-3014.2	603014	20852	15,5	13.0460-5935.2	605935
20207	12,0	13.0460-4906.2	604906	20641	15,0	13.0460-3014.2	603014	20857	17,5	13.0460-7005.2	607005
20228	15,3	13.0460-4028.2	604028	20642	15,0	13.0460-3011.2	603011	20858	17,5	13.0460-7005.2	607005
20228	18,5	13.0460-4029.2	604029	20642	15,0	13.0460-3013.2	603013	20859	18,0	13.0460-3915.2	603915
20236	18,0	13.0460-2810.2	602810	20642	15,0	13.0460-3014.2	603014	20860	18,0	13.0460-3915.2	603915
20238	18,0	13.0460-2810.2	602810	20651	18,0	13.0460-2973.2	602973	20861	17,5	13.0460-2964.2	602964
20247	18,0	13.0460-2810.2	602810	20651	18,3	13.0460-2839.2	602839	20861	17,7	13.0460-2912.2	602912
20261	19,0	13.0460-2863.2	602863	20660	15,6	13.0460-8006.2	608006	20863	16,5	13.0460-5960.2	605960
20261	19,0	13.0460-3824.2	603824	20668	16,6	13.0460-2962.2	602962	20870	15,0	13.0460-5976.2	605976
20267	19,0	13.0460-2863.2	602863	20669	16,0	13.0460-2926.2	602926	20887	15,3	13.0460-7033.2	607033
20285	7,1	13.0460-4910.2	604910	20669	19,0	13.0460-2925.2	602925	20887	17,3	13.0460-7059.2	607059
20286	16,2	13.0460-2905.2	602905	20669	19,0	13.0460-2934.2	602934	20887	19,7	13.0460-7032.2	607032
20309	17,9	13.0460-9037.2	609037	20675	16,5	13.0460-7036.2	607036	20888	15,3	13.0460-7033.2	607033
				20675	16,5	13.0460-7047.2	607047	20888	17,3	13.0460-7059.2	607059






Vergleichsliste WVA → ATE

Cross reference list WVA → ATE - Tabella di conversione codici WVA → ATE

Liste des correspondances WVA → ATE - Lista referencias WVA → ATE






WVA	D		WVA	D		WVA	D				
20888	19,7	13.0460-7032.2	607032	20968	20,3	13.0460-7185.2	607185	21133	14,7	13.0460-3905.2	603905
20889	17,3	13.0460-7030.2	607030	20973	11,0	13.0460-3954.2	603954	21138	18,8	13.0460-2963.2	602963
20895	15,0	13.0460-5917.2	605917	20974	10,8	13.0460-3926.2	603926	21140	15,0	13.0460-4043.2	604043
20895	15,0	13.0460-5999.2	605999	20974	11,0	13.0460-3823.2	603823	21141	18,0	13.0460-3944.2	603944
20901	19,0	13.0460-2925.2	602925	20974	11,0	13.0460-3954.2	603954	21142	15,0	13.0460-5966.2	605966
20905	18,0	13.0460-3911.2	603911	20979	19,4	13.0460-2903.2	602903	21144	15,8	13.0460-3602.2	603602
20905	18,0	13.0460-3943.2	603943	20981	13,8	13.0460-2928.2	602928	21147	19,0	13.0460-2979.2	602979
20905	18,0	13.0460-3952.2	603952	20981	13,8	13.0460-2933.2	602933	21147	19,0	13.0460-2980.2	602980
20905	18,0	13.0460-3962.2	603962	20986	18,0	13.0460-3911.2	603911	21147	19,0	13.0460-2987.2	602987
20906	18,0	13.0460-3911.2	603911	20987	18,0	13.0460-3911.2	603911	21148	19,0	13.0460-2980.2	602980
20906	18,0	13.0460-3943.2	603943	20989	17,7	13.0460-2956.2	602956	21153	16,0	13.0460-4202.2	604202
20906	18,0	13.0460-3952.2	603952	20995	17,3	13.0460-3803.2	603803	21153	17,5	13.0460-4201.2	604201
20906	18,0	13.0460-3962.2	603962	20996	17,3	13.0460-3803.2	603803	21154	19,5	13.0460-5703.2	605703
20907	18,0	13.0460-7040.2	607040	20997	16,5	13.0460-5038.2	605038	21155	19,5	13.0460-5703.2	605703
20907	18,0	13.0460-7041.2	607041	20998	16,5	13.0460-5038.2	605038	21158	15,5	13.0460-5938.2	605938
20907	18,1	13.0460-7108.2	607108	21010	15,8	13.0460-2846.2	602846	21160	19,2	13.0460-6926.2	606926
20907	18,1	13.0460-7126.2	607126	21012	15,0	13.0460-5872.2	605872	21163	14,5	13.0460-4070.2	604070
20907	18,1	13.0460-7129.2	607129	21012	15,0	13.0460-5936.2	605936	21165	16,8	13.0460-2969.2	602969
20907	18,1	13.0460-7141.2	607141	21016	17,0	13.0460-3933.2	603933	21166	16,8	13.0460-2969.2	602969
20908	18,0	13.0460-7040.2	607040	21022	17,7	13.0460-2956.2	602956	21168	15,0	13.0460-5934.2	605934
20909	18,0	13.0460-7041.2	607041	21023	17,7	13.0460-2956.2	602956	21170	17,3	13.0460-2965.2	602965
20910	15,0	13.0462-4855.2	600018	21024	17,5	13.0460-4037.2	604037	21171	18,0	13.0460-3965.2	603965
20911	15,0	13.0460-4019.2	604019	21028	19,3	13.0460-2927.2	602927	21173	17,0	13.0460-2921.2	602921
20912	15,0	13.0460-3013.2	603013	21028	19,3	13.0470-2927.2	LD2927	21179	16,8	13.0460-4041.2	604041
20919	18,0	13.0460-2983.2	602983	21035	15,0	13.0460-3804.2	603804	21182	19,4	13.0460-2809.2	602809
20926	18,5	13.0460-3969.2	603969	21035	15,0	13.0460-4036.2	604036	21182	19,4	13.0460-2952.2	602952
20927	18,5	13.0460-3969.2	603969	21041	15,0	13.0460-5934.2	605934	21183	19,4	13.0460-2809.2	602809
20928	18,5	13.0460-3969.2	603969	21048	18,3	13.0460-4918.2	604918	21185	19,4	13.0460-2952.2	602952
20929	18,5	13.0460-3969.2	603969	21048	18,3	13.0460-4955.2	604955	21190	17,5	13.0460-7052.2	607052
20932	14,0	13.0460-3945.2	603945	21049	18,3	13.0460-4955.2	604955	21191	16,8	13.0460-4042.2	604042
20934	14,0	13.0460-3945.2	603945	21050	15,8	13.0460-4040.2	604040	21193	18,0	13.0460-5409.2	605409
20937	18,0	13.0460-2955.2	602955	21055	17,0	13.0460-2923.2	602923	21193	18,0	13.0460-5410.2	605410
20938	18,0	13.0460-2955.2	602955	21063	14,8	13.0460-7055.2	607055	21193	18,0	13.0460-7063.2	607063
20939	15,8	13.0460-7048.2	607048	21064	20,3	13.0460-6033.2	606033	21194	18,0	13.0460-5409.2	605409
20941	19,3	13.0460-2927.2	602927	21064	20,3	13.0460-7185.2	607185	21195	18,0	13.0460-5410.2	605410
20941	19,3	13.0470-2927.2	LD2927	21068	17,0	13.0460-2811.2	602811	21197	15,0	13.0460-3805.2	603805
20942	15,0	13.0460-4959.2	604959	21079	13,8	13.0460-2933.2	602933	21197	15,0	13.0470-3805.2	LD3805
20943	15,0	13.0460-4959.2	604959	21086	17,0	13.0460-3933.2	603933	21201	17,5	13.0460-7052.2	607052
20944	14,8	13.0460-7055.2	607055	21087	17,0	13.0460-3933.2	603933	21202	16,9	13.0460-7073.2	607073
20955	15,5	13.0460-5947.2	605947	21089	15,0	13.0460-3306.2	603306	21203	16,9	13.0460-7073.2	607073
20957	16,0	13.0460-5962.2	605962	21090	15,0	13.0460-3306.2	603306	21205	19,0	13.0460-2902.2	602902
20958	16,0	13.0460-5963.2	605963	21096	15,0	13.0460-3955.2	603955	21206	19,0	13.0460-2902.2	602902
20959	15,0	13.0460-5919.2	605919	21097	15,0	13.0460-3955.2	603955	21209	18,5	13.0460-2971.2	602971
20961	15,2	13.0460-2842.2	602842	21098	14,8	13.0460-7055.2	607055	21210	18,5	13.0460-2971.2	602971
20961	15,2	13.0460-2937.2	602937	21099	17,0	13.0460-5881.2	605881	21211	18,0	13.0460-5403.2	605403
20961	16,2	13.0460-2886.2	602886	21100	16,7	13.0460-2948.2	602948	21212	18,0	13.0460-5403.2	605403
20961	16,2	13.0470-2886.2	LD2886	21103	14,2	13.0460-2951.2	602951	21217	17,3	13.0460-2812.2	602812
20961	17,2	13.0460-2819.2	602819	21105	16,7	13.0460-2948.2	602948	21219	17,1	13.0460-2847.2	602847
20961	17,2	13.0460-2820.2	602820	21107	12,0	13.0460-3904.2	603904	21229	17,0	13.0460-5937.2	605937
20961	17,2	13.0460-2859.2	602859	21110	15,6	13.0460-2824.2	602824	21233	16,7	13.0460-3914.2	603914
20961	17,2	13.0460-2984.2	602984	21119	17,0	13.0460-5937.2	605937	21237	15,5	13.0460-6917.2	606917
20961	17,2	13.0470-2820.2	LD2820	21126	15,0	13.0460-5948.2	605948	21238	15,5	13.0460-6917.2	606917
20961	17,4	13.0460-2864.2	602864	21127	15,0	13.0460-5999.2	605999	21243	14,0	13.0460-5816.2	605816
20961	17,4	13.0460-2894.2	602894	21130	17,0	13.0460-5937.2	605937	21245	17,5	13.0460-2802.2	602802
20961	17,4	13.0470-2894.2	LD2894	21131	14,7	13.0460-3900.2	603900	21246	17,5	13.0460-2802.2	602802
20968	17,5	13.0460-7138.2	607138	21131	14,7	13.0460-3905.2	603905	21252	15,0	13.0460-5961.2	605961
20968	20,3	13.0460-6033.2	606033	21132	14,7	13.0460-3905.2	603905	21253	15,0	13.0460-5961.2	605961

Vergleichsliste WVA → ATE

Cross reference list WVA → ATE - Tabella di conversione codici WVA → ATE

Liste des correspondances WVA → ATE - Lista referencias WVA → ATE



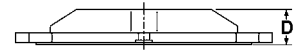
WVA	D		WVA	D		WVA	D				
21266	17,0	13.0460-2943.2	602943	21355	13,5	13.0460-5970.2	605970	21470	18,0	13.0460-3960.2	603960
21267	16,8	13.0460-4042.2	604042	21356	13,5	13.0460-5970.2	605970	21471	18,0	13.0460-4965.2	604965
21271	17,0	13.0460-2968.2	602968	21357	13,5	13.0460-5970.2	605970	21479	19,2	13.0460-2838.2	602838
21273	19,5	13.0460-7053.2	607053	21358	19,8	13.0460-7163.2	607163	21479	19,2	13.0460-2982.2	602982
21273	19,5	13.0470-7053.2	LD7053	21358	19,8	13.0460-7165.2	607165	21481	15,5	13.0460-5959.2	605959
21274	19,5	13.0460-7053.2	607053	21363	15,8	13.0460-5958.2	605958	21484	20,5	13.0460-7183.2	607183
21274	19,5	13.0470-7053.2	LD7053	21365	17,0	13.0460-3949.2	603949	21485	20,5	13.0460-7183.2	607183
21275	17,0	13.0460-7061.2	607061	21366	19,3	13.0460-2806.2	602806	21486	19,3	13.0460-7078.2	607078
21275	17,0	13.0460-7246.2	607246	21368	18,3	13.0460-2815.2	602815	21486	19,3	13.0470-7078.2	LD7078
21276	17,0	13.0460-7061.2	607061	21369	15,5	13.0460-5968.2	605968	21487	17,3	13.0460-7079.2	607079
21276	17,0	13.0460-7246.2	607246	21373	16,0	13.0460-5940.2	605940	21487	17,3	13.0470-7079.2	LD7079
21278	16,4	13.0460-4014.2	604014	21374	16,0	13.0460-5940.2	605940	21495	17,0	13.0460-5978.2	605978
21278	16,4	13.0460-4059.2	604059	21375	16,0	13.0460-5940.2	605940	21496	17,0	13.0460-5978.2	605978
21278	16,4	13.0460-7107.2	607107	21378	15,0	13.0460-5932.2	605932	21497	18,0	13.0460-5818.2	605818
21278	16,4	13.0460-7134.2	607134	21379	16,0	13.0460-5932.2	605932	21498	18,0	13.0460-5818.2	605818
21278	16,9	13.0460-7085.2	607085	21380	16,0	13.0460-5932.2	605932	21499	18,0	13.0460-5818.2	605818
21279	16,4	13.0460-4014.2	604014	21381	15,0	13.0460-4801.2	604801	21500	15,0	13.0460-5967.2	605967
21279	16,4	13.0460-4059.2	604059	21381	15,0	13.0460-4964.2	604964	21501	15,0	13.0460-5967.2	605967
21280	16,0	13.0460-5949.2	605949	21381	17,3	13.0460-4958.2	604958	21502	15,0	13.0460-5967.2	605967
21282	17,3	13.0460-7079.2	607079	21381	18,0	13.0460-4832.2	604832	21503	17,0	13.0460-5978.2	605978
21282	17,3	13.0460-7168.2	607168	21381	18,0	13.0460-4968.2	604968	21505	17,0	13.0460-3947.2	603947
21282	17,3	13.0460-7232.2	607232	21381	18,0	13.0460-4985.2	604985	21508	17,0	13.0460-3948.2	603948
21282	17,3	13.0470-7079.2	LD7079	21382	17,3	13.0460-4958.2	604958	21509	17,0	13.0460-3947.2	603947
21282	17,3	13.0470-7168.2	LD7168	21385	13,0	13.0460-2935.2	602935	21509	17,0	13.0460-3948.2	603948
21282	17,3	13.0470-7232.2	LD7232	21388	18,0	13.0460-2983.2	602983	21510	17,0	13.0460-3947.2	603947
21284	18,6	13.0460-7147.2	607147	21394	17,5	13.0460-7057.2	607057	21512	17,0	13.0460-3948.2	603948
21285	18,6	13.0460-7147.2	607147	21396	17,5	13.0460-7056.2	607056	21513	17,0	13.0460-3947.2	603947
21288	18,8	13.0460-2963.2	602963	21396	17,5	13.0460-7057.2	607057	21513	17,0	13.0460-3948.2	603948
21289	16,8	13.0460-4041.2	604041	21396	17,5	13.0460-7060.2	607060	21514	15,5	13.0460-6917.2	606917
21296	16,5	13.0460-3916.2	603916	21402	17,5	13.0460-4056.2	604056	21515	17,5	13.0460-2803.2	602803
21297	16,5	13.0460-3916.2	603916	21411	17,5	13.0460-7080.2	607080	21516	17,5	13.0460-2803.2	602803
21299	15,9	13.0460-3916.2	603916	21413	18,3	13.0460-7080.2	607080	21517	17,5	13.0460-2803.2	602803
21299	17,0	13.0460-3902.2	603902	21418	15,5	13.0460-2751.2	602751	21518	17,0	13.0460-2804.2	602804
21300	15,9	13.0460-3916.2	603916	21430	17,3	13.0460-7058.2	607058	21519	17,8	13.0460-6925.2	606925
21300	17,0	13.0460-3902.2	603902	21430	17,3	13.0460-7088.2	607088	21520	17,5	13.0460-2805.2	602805
21301	15,5	13.0460-3504.2	603504	21432	17,3	13.0460-7058.2	607058	21521	17,5	13.0460-2805.2	602805
21303	18,2	13.0460-9033.2	609033	21436	16,2	13.0460-3950.2	603950	21522	17,5	13.0460-2805.2	602805
21304	18,5	13.0460-6036.2	606036	21436	16,2	13.0460-3951.2	603951	21539	15,0	13.0460-5974.2	605974
21305	16,1	13.0460-4047.2	604047	21436	17,0	13.0460-3807.2	603807	21540	15,0	13.0460-5974.2	605974
21305	16,1	13.0470-4047.2	LD4047	21436	17,0	13.0460-3838.2	603838	21541	15,0	13.0460-5974.2	605974
21306	16,8	13.0460-2847.2	602847	21436	17,0	13.0470-3838.2	LD3838	21543	16,5	13.0460-5942.2	605942
21312	12,8	13.0460-5998.2	605998	21439	20,3	13.0460-2975.2	602975	21544	16,5	13.0460-5942.2	605942
21313	12,8	13.0460-5998.2	605998	21439	20,3	13.0470-2975.2	LD2975	21545	14,9	13.0460-5986.2	605986
21314	12,8	13.0460-5998.2	605998	21452	18,5	13.0460-2700.2	602700	21546	16,7	13.0460-5950.2	605950
21319	14,9	13.0460-5625.2	605625	21452	18,5	13.0460-2701.2	602701	21552	14,5	13.0460-5979.2	605979
21320	14,9	13.0460-5625.2	605625	21452	18,5	13.0460-2705.2	602705	21553	14,0	13.0460-5874.2	605874
21321	14,9	13.0460-5625.2	605625	21452	18,5	13.0460-2717.2	602717	21554	14,0	13.0460-5874.2	605874
21322	15,0	13.0460-5920.2	605920	21454	17,0	13.0460-2700.2	602700	21555	14,0	13.0460-5874.2	605874
21323	15,0	13.0460-5920.2	605920	21454	17,0	13.0460-2701.2	602701	21557	19,0	13.0460-2979.2	602979
21324	15,0	13.0460-5920.2	605920	21454	17,0	13.0460-2705.2	602705	21558	13,0	13.0460-5995.2	605995
21333	15,0	13.0460-5985.2	605985	21454	17,0	13.0460-2717.2	602717	21559	11,5	13.0460-5972.2	605972
21334	15,0	13.0460-5985.2	605985	21459	17,5	13.0460-6922.2	606922	21561	17,0	13.0460-5716.2	605716
21335	15,0	13.0460-5985.2	605985	21459	18,5	13.0460-6916.2	606916	21562	17,0	13.0460-5716.2	605716
21347	17,0	13.0460-5957.2	605957	21460	18,0	13.0460-2981.2	602981	21569	14,9	13.0460-5627.2	605627
21348	17,0	13.0460-5957.2	605957	21463	18,2	13.0460-2834.2	602834	21570	15,9	13.0460-5627.2	605627
21349	17,0	13.0460-5957.2	605957	21468	15,5	13.0460-5722.2	605722	21576	20,7	13.0460-7196.2	607196
21353	16,5	13.0460-7051.2	607051	21469	18,0	13.0460-3959.2	603959	21577	20,7	13.0460-7196.2	607196






Vergleichsliste WVA → ATE

Cross reference list WVA → ATE - Tabella di conversione codici WVA → ATE

Liste des correspondances WVA → ATE - Lista referencias WVA → ATE

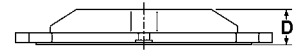





WVA	D		WVA	D		WVA	D				
21579	19,8	13.0460-7165.2	607165	21655	15,0	13.0460-5944.2	605944	21754	15,8	13.0460-5954.2	605954
21580	14,6	13.0460-4974.2	604974	21656	15,0	13.0460-5944.2	605944	21755	15,8	13.0460-5954.2	605954
21582	17,5	13.0460-7056.2	607056	21657	16,4	13.0460-5941.2	605941	21756	15,8	13.0460-5954.2	605954
21586	15,0	13.0460-3963.2	603963	21658	16,4	13.0460-5941.2	605941	21766	13,5	13.0460-5973.2	605973
21586	15,0	13.0460-3964.2	603964	21659	16,4	13.0460-5941.2	605941	21768	15,8	13.0460-5958.2	605958
21592	18,8	13.0460-7084.2	607084	21664	19,8	13.0460-7086.2	607086	21769	15,8	13.0460-5958.2	605958
21593	18,8	13.0460-7084.2	607084	21664	19,8	13.0470-7086.2	LD7086	21773	15,0	13.0460-5872.2	605872
21595	18,3	13.0460-2836.2	602836	21670	19,3	13.0460-7203.2	607203	21774	15,0	13.0460-5872.2	605872
21596	18,3	13.0460-2836.2	602836	21670	19,3	13.0470-7203.2	LD7203	21775	15,0	13.0460-5745.2	605745
21597	11,0	13.0460-3822.2	603822	21670	19,4	13.0460-7087.2	607087	21776	15,0	13.0460-5745.2	605745
21600	11,0	13.0460-3822.2	603822	21670	19,4	13.0470-7087.2	LD7087	21777	14,7	13.0460-5893.2	605893
21601	17,5	13.0460-5951.2	605951	21674	19,0	13.0460-2817.2	602817	21778	14,7	13.0460-5893.2	605893
21602	17,5	13.0460-5951.2	605951	21674	19,4	13.0460-2844.2	602844	21779	14,7	13.0460-5893.2	605893
21603	17,5	13.0460-5951.2	605951	21676	20,3	13.0460-7089.2	607089	21780	15,5	13.0460-5968.2	605968
21606	16,7	13.0460-2827.2	602827	21676	20,3	13.0460-7155.2	607155	21781	15,5	13.0460-5968.2	605968
21613	18,0	13.0460-2981.2	602981	21676	20,3	13.0470-7089.2	LD7089	21792	15,2	13.0460-4988.2	604988
21614	17,7	13.0460-2825.2	602825	21676	20,3	13.0470-7155.2	LD7155	21794	19,3	13.0460-7203.2	607203
21615	17,7	13.0460-2825.2	602825	21677	20,3	13.0460-7089.2	607089	21794	19,3	13.0470-7203.2	LD7203
21616	17,7	13.0460-2825.2	602825	21677	20,3	13.0470-7089.2	LD7089	21794	19,4	13.0460-7087.2	607087
21621	17,3	13.0460-7083.2	607083	21679	15,0	13.0460-5992.2	605992	21794	19,4	13.0470-7087.2	LD7087
21622	17,3	13.0460-7083.2	607083	21680	15,0	13.0460-5992.2	605992	21795	19,8	13.0460-7086.2	607086
21624	20,3	13.0460-7077.2	607077	21681	15,0	13.0460-5992.2	605992	21795	19,8	13.0470-7086.2	LD7086
21626	15,0	13.0460-5956.2	605956	21688	15,3	13.0460-5862.2	605862	21797	19,7	13.0460-2850.2	602850
21631	17,0	13.0460-3956.2	603956	21689	15,5	13.0460-5892.2	605892	21797	19,7	13.0460-2976.2	602976
21632	16,0	13.0460-3972.2	603972	21691	17,3	13.0460-7090.2	607090	21798	19,7	13.0460-2976.2	602976
21635	18,0	13.0460-2973.2	602973	21691	17,3	13.0470-7090.2	LD7090	21799	19,7	13.0460-2852.2	602852
21635	18,7	13.0460-2839.2	602839	21694	16,3	13.0460-5820.2	605820	21799	19,7	13.0460-2977.2	602977
21636	19,3	13.0460-7069.2	607069	21695	16,3	13.0460-5820.2	605820	21800	19,7	13.0460-2977.2	602977
21636	19,3	13.0460-7181.2	607181	21696	16,3	13.0460-5820.2	605820	21801	19,0	13.0460-2978.2	602978
21636	19,3	13.0470-7181.2	LD7181	21697	15,0	13.0460-5943.2	605943	21802	19,0	13.0460-2978.2	602978
21637	19,3	13.0460-7069.2	607069	21698	15,0	13.0460-5943.2	605943	21815	18,8	13.0460-8009.2	608009
21637	19,3	13.0460-7112.2	607112	21699	15,0	13.0460-5943.2	605943	21816	16,8	13.0460-8009.2	608009
21637	19,3	13.0460-7140.2	607140	21703	15,0	13.0460-5850.2	605850	21817	16,8	13.0460-8009.2	608009
21637	19,3	13.0460-7180.2	607180	21704	15,0	13.0460-5850.2	605850	21822	17,5	13.0460-5897.2	605897
21637	19,3	13.0460-7181.2	607181	21705	15,0	13.0460-5850.2	605850	21823	17,5	13.0460-5897.2	605897
21637	19,3	13.0470-7140.2	LD7140	21706	15,5	13.0460-5980.2	605980	21824	17,5	13.0460-5897.2	605897
21637	19,3	13.0470-7181.2	LD7181	21707	15,5	13.0460-5980.2	605980	21825	17,5	13.0460-5897.2	605897
21638	17,5	13.0460-7060.2	607060	21708	15,5	13.0460-5980.2	605980	21827	17,3	13.0460-7088.2	607088
21641	19,3	13.0460-7140.2	607140	21713	16,0	13.0460-5626.2	605626	21829	20,3	13.0460-7091.2	607091
21641	19,3	13.0470-7140.2	LD7140	21713	16,5	13.0460-5983.2	605983	21829	20,3	13.0460-7173.2	607173
21642	19,3	13.0460-7078.2	607078	21714	16,0	13.0460-5626.2	605626	21832	14,9	13.0460-4058.2	604058
21642	19,3	13.0470-7078.2	LD7078	21715	16,0	13.0460-5626.2	605626	21832	14,9	13.0460-5924.2	605924
21643	17,8	13.0460-5405.2	605405	21716	16,0	13.0460-5808.2	605808	21833	15,0	13.0460-5840.2	605840
21643	17,8	13.0470-5405.2	LD5405	21717	16,0	13.0460-5808.2	605808	21834	15,0	13.0460-5840.2	605840
21644	17,8	13.0460-5405.2	605405	21718	16,0	13.0460-5808.2	605808	21840	14,4	13.0460-5981.2	605981
21644	17,8	13.0470-5405.2	LD5405	21719	15,0	13.0460-5929.2	605929	21841	14,4	13.0460-5981.2	605981
21646	20,3	13.0460-7077.2	607077	21720	15,0	13.0460-5929.2	605929	21842	14,4	13.0460-5981.2	605981
21647	16,0	13.0460-5952.2	605952	21721	15,0	13.0460-5929.2	605929	21845	16,5	13.0460-5926.2	605926
21648	16,0	13.0460-5952.2	605952	21724	19,3	13.0460-2816.2	602816	21846	16,5	13.0460-5926.2	605926
21649	16,0	13.0460-5952.2	605952	21725	16,8	13.0460-5933.2	605933	21847	16,5	13.0460-5926.2	605926
21650	15,0	13.0460-5889.2	605889	21726	16,8	13.0460-5933.2	605933	21848	19,8	13.0460-7076.2	607076
21650	15,0	13.0460-5953.2	605953	21727	16,8	13.0460-5933.2	605933	21848	19,8	13.0460-7143.2	607143
21650	15,5	13.0460-5713.2	605713	21730	14,0	13.0460-5763.2	605763	21849	20,3	13.0460-7076.2	607076
21651	17,5	13.0460-5982.2	605982	21730	14,9	13.0460-5763.2	605763	21849	20,3	13.0460-7143.2	607143
21652	17,5	13.0460-5982.2	605982	21734	16,0	13.0460-5984.2	605984	21854	15,0	13.0460-5640.2	605640
21653	17,5	13.0460-5982.2	605982	21738	13,5	13.0460-5731.2	605731	21856	15,0	13.0460-5640.2	605640
21654	15,0	13.0460-5944.2	605944	21749	19,3	13.0460-2816.2	602816	21857	17,7	13.0460-4066.2	604066

Vergleichsliste WVA → ATE

Cross reference list WVA → ATE - Tabella di conversione codici WVA → ATE

Liste des correspondances WVA → ATE - Lista referencias WVA → ATE



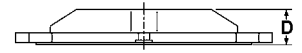
WVA	D		WVA	D		WVA	D				
21861	15,2	13.0460-2831.2	602831	21930	17,9	13.0460-7068.2	607068	23063	17,5	13.0460-7115.2	607115
21861	15,2	13.0460-2897.2	602897	21930	17,9	13.0460-7114.2	607114	23063	17,5	13.0470-7115.2	LD7115
21866	15,3	13.0460-7101.2	607101	21930	17,9	13.0460-7125.2	607125	23064	17,5	13.0460-7115.2	607115
21866	17,2	13.0460-7100.2	607100	21931	17,9	13.0460-7064.2	607064	23064	17,5	13.0470-7115.2	LD7115
21866	17,2	13.0460-7164.2	607164	21931	17,9	13.0460-7125.2	607125	23065	17,5	13.0460-7115.2	607115
21866	17,2	13.0470-7100.2	LD7100	21932	17,9	13.0460-7064.2	607064	23065	17,5	13.0470-7115.2	LD7115
21866	19,7	13.0460-7072.2	607072	21932	17,9	13.0460-7068.2	607068	23066	18,5	13.0460-7115.2	607115
21868	15,3	13.0460-7101.2	607101	21937	15,5	13.0460-4814.2	604814	23066	18,5	13.0470-7115.2	LD7115
21868	17,2	13.0460-7100.2	607100	21937	15,5	13.0460-4815.2	604815	23067	18,5	13.0460-7115.2	607115
21868	17,2	13.0460-7164.2	607164	21945	16,0	13.0460-2821.2	602821	23067	18,5	13.0470-7115.2	LD7115
21868	17,2	13.0470-7100.2	LD7100	21945	19,6	13.0460-2822.2	602822	23070	17,0	13.0460-2776.2	602776
21868	19,7	13.0460-7072.2	607072	21945	19,6	13.0460-2837.2	602837	23070	17,0	13.0460-2833.2	602833
21872	14,5	13.0460-5826.2	605826	21945	19,6	13.0470-2837.2	LD2837	23070	17,0	13.0470-2776.2	LD2776
21873	14,5	13.0460-5826.2	605826	21947	15,4	13.0460-5744.2	605744	23070	17,0	13.0470-2833.2	LD2833
21874	14,5	13.0460-5826.2	605826	21948	13,5	13.0460-5969.2	605969	23070	19,5	13.0460-2828.2	602828
21875	16,0	13.0460-5927.2	605927	21949	13,5	13.0460-5969.2	605969	23073	18,8	13.0460-7145.2	607145
21876	16,0	13.0460-5927.2	605927	21952	15,0	13.0460-5898.2	605898	23073	18,8	13.0470-7145.2	LD7145
21877	16,0	13.0460-5927.2	605927	21953	15,0	13.0460-5898.2	605898	23074	18,8	13.0460-7145.2	607145
21879	18,6	13.0460-5955.2	605955	21954	15,0	13.0460-5898.2	605898	23074	18,8	13.0470-7145.2	LD7145
21880	18,6	13.0460-5955.2	605955	21961	15,5	13.0460-5845.2	605845	23076	17,5	13.0460-7135.2	607135
21881	18,6	13.0460-5955.2	605955	21962	18,0	13.0460-7063.2	607063	23076	17,5	13.0470-7135.2	LD7135
21883	19,8	13.0460-7102.2	607102	21965	15,0	13.0460-4986.2	604986	23077	17,5	13.0460-7135.2	607135
21883	19,8	13.0460-7124.2	607124	21966	15,0	13.0460-4986.2	604986	23077	17,5	13.0470-7135.2	LD7135
21885	20,4	13.0460-7102.2	607102	21975	18,2	13.0460-5809.2	605809	23078	15,2	13.0460-4069.2	604069
21885	20,4	13.0460-7124.2	607124	21976	18,2	13.0460-5809.2	605809	23080	15,0	13.0460-5987.2	605987
21886	19,0	13.0460-2817.2	602817	21977	18,2	13.0460-5809.2	605809	23081	18,0	13.0460-5718.2	605718
21886	19,4	13.0460-2844.2	602844	21980	18,0	13.0460-3977.2	603977	23082	18,0	13.0460-5718.2	605718
21888	18,1	13.0460-2832.2	602832	21981	18,0	13.0460-3977.2	603977	23083	18,0	13.0460-5718.2	605718
21889	18,1	13.0460-2832.2	602832	21983	17,2	13.0460-2853.2	602853	23092	15,6	13.0460-4803.2	604803
21891	17,3	13.0460-7090.2	607090	21999	15,8	13.0460-3979.2	603979	23092	15,6	13.0460-4804.2	604804
21891	17,3	13.0470-7090.2	LD7090	23001	15,8	13.0460-3979.2	603979	23092	15,6	13.0470-4803.2	LD4803
21897	18,5	13.0460-6916.2	606916	23004	15,9	13.0460-5988.2	605988	23092	16,0	13.0460-4851.2	604851
21899	15,3	13.0460-4065.2	604065	23005	15,9	13.0460-5988.2	605988	23092	16,0	13.0460-4971.2	604971
21899	15,3	13.0470-4065.2	LD4065	23006	15,9	13.0460-5988.2	605988	23092	16,0	13.0460-4973.2	604973
21900	15,0	13.0460-4060.2	604060	23018	20,3	13.0460-7110.2	607110	23092	16,0	13.0460-4991.2	604991
21904	16,9	13.0460-7085.2	607085	23018	20,3	13.0470-7110.2	LD7110	23092	16,0	13.0470-4851.2	LD4851
21907	15,5	13.0460-5864.2	605864	23019	20,3	13.0460-7110.2	607110	23092	16,0	13.0470-4971.2	LD4971
21908	15,5	13.0460-5864.2	605864	23019	20,3	13.0470-7110.2	LD7110	23093	16,6	13.0460-5807.2	605807
21909	15,5	13.0460-5864.2	605864	23020	17,9	13.0460-3985.2	603985	23094	16,5	13.0460-5825.2	605825
21910	19,8	13.0460-7163.2	607163	23021	18,9	13.0460-3990.2	603990	23097	16,6	13.0460-5861.2	605861
21911	20,3	13.0460-7081.2	607081	23022	20,9	13.0460-3980.2	603980	23099	18,4	13.0460-2735.2	602735
21911	20,3	13.0460-7122.2	607122	23023	14,8	13.0460-5841.2	605841	23099	18,4	13.0460-2870.2	602870
21911	20,3	13.0470-7081.2	LD7081	23024	14,8	13.0460-5841.2	605841	23100	18,4	13.0460-2735.2	602735
21911	20,3	13.0470-7122.2	LD7122	23025	14,8	13.0460-5841.2	605841	23110	16,0	13.0460-4971.2	604971
21915	17,2	13.0460-5851.2	605851	23034	18,8	13.0460-7123.2	607123	23110	16,0	13.0470-4971.2	LD4971
21919	15,3	13.0460-4064.2	604064	23034	18,8	13.0460-7154.2	607154	23111	15,6	13.0460-4803.2	604803
21919	15,3	13.0470-4064.2	LD4064	23034	19,4	13.0460-7156.2	607156	23111	15,6	13.0470-4803.2	LD4803
21920	14,6	13.0460-2830.2	602830	23036	19,4	13.0460-7123.2	607123	23111	16,0	13.0460-4851.2	604851
21920	16,6	13.0460-2896.2	602896	23042	19,0	13.0460-3957.2	603957	23111	16,0	13.0460-4971.2	604971
21927	17,9	13.0460-7065.2	607065	23043	16,0	13.0460-8003.2	608003	23111	16,0	13.0470-4851.2	LD4851
21927	17,9	13.0460-7067.2	607067	23044	16,0	13.0460-8003.2	608003	23111	16,0	13.0470-4971.2	LD4971
21927	17,9	13.0460-7133.2	607133	23057	20,2	13.0460-7116.2	607116	23112	18,4	13.0460-7144.2	607144
21928	17,9	13.0460-7065.2	607065	23057	20,2	13.0470-7116.2	LD7116	23114	18,4	13.0460-7144.2	607144
21928	17,9	13.0460-7133.2	607133	23058	19,6	13.0460-7116.2	607116	23115	19,8	13.0460-7091.2	607091
21929	17,9	13.0460-7065.2	607065	23058	19,6	13.0470-7116.2	LD7116	23116	19,6	13.0460-7173.2	607173
21929	17,9	13.0460-7067.2	607067	23059	19,6	13.0460-7116.2	607116	23117	19,6	13.0460-7173.2	607173
21930	17,9	13.0460-7064.2	607064	23059	19,6	13.0470-7116.2	LD7116	23119	17,5	13.0460-2875.2	602875






Vergleichsliste WVA → ATE

Cross reference list WVA → ATE - Tabella di conversione codici WVA → ATE

Liste des correspondances WVA → ATE - Lista referencias WVA → ATE

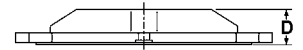





WVA	D		WVA	D		WVA	D				
23119	17,5	13.0460-2876.2	602876	23189	16,0	13.0460-8007.2	608007	23245	18,3	13.0460-7222.2	607222
23124	19,0	13.0460-2829.2	602829	23190	16,0	13.0460-8005.2	608005	23245	18,3	13.0470-7158.2	LD7158
23125	19,0	13.0460-2829.2	602829	23190	16,0	13.0460-8007.2	608007	23245	18,3	13.0470-7159.2	LD7159
23126	17,5	13.0460-7138.2	607138	23191	16,0	13.0460-8005.2	608005	23247	18,3	13.0460-7158.2	607158
23130	19,6	13.0460-7111.2	607111	23192	16,0	13.0460-8005.2	608005	23247	18,3	13.0470-7158.2	LD7158
23130	19,6	13.0460-7117.2	607117	23192	16,0	13.0460-8007.2	608007	23248	18,3	13.0460-7159.2	607159
23130	19,6	13.0470-7111.2	LD7111	23193	15,7	13.0460-8004.2	608004	23248	18,3	13.0470-7159.2	LD7159
23130	19,6	13.0470-7117.2	LD7117	23194	15,7	13.0460-8004.2	608004	23258	16,5	13.0460-3976.2	603976
23131	19,6	13.0460-7111.2	607111	23195	16,7	13.0460-8004.2	608004	23259	16,5	13.0460-3976.2	603976
23131	19,6	13.0460-7117.2	607117	23196	16,7	13.0460-8004.2	608004	23262	16,5	13.0460-3976.2	603976
23131	19,6	13.0470-7111.2	LD7111	23200	18,0	13.0460-7148.2	607148	23263	16,5	13.0460-3976.2	603976
23131	19,6	13.0470-7117.2	LD7117	23201	18,0	13.0460-7148.2	607148	23269	19,8	13.0460-7153.2	607153
23135	18,0	13.0460-3986.2	603986	23202	17,8	13.0460-7213.2	607213	23270	19,8	13.0460-7153.2	607153
23137	18,0	13.0460-3986.2	603986	23202	18,7	13.0460-7142.2	607142	23271	17,4	13.0460-4984.2	604984
23138	14,6	13.0460-2712.2	602712	23206	18,0	13.0460-4968.2	604968	23271	17,4	13.0460-4990.2	604990
23138	14,6	13.0460-2855.2	602855	23206	18,0	13.0460-4985.2	604985	23271	17,4	13.0470-4984.2	LD4984
23138	14,6	13.0470-2712.2	LD2712	23207	18,0	13.0460-4968.2	604968	23271	17,4	13.0470-4990.2	LD4990
23138	14,6	13.0470-2855.2	LD2855	23207	18,0	13.0460-4985.2	604985	23273	17,8	13.0460-3998.2	603998
23140	19,4	13.0460-7105.2	607105	23215	17,5	13.0460-7248.2	607248	23276	17,2	13.0460-3996.2	603996
23140	19,4	13.0460-7139.2	607139	23215	18,3	13.0460-7157.2	607157	23277	17,7	13.0460-3997.2	603997
23140	19,4	13.0470-7139.2	LD7139	23215	18,3	13.0460-7221.2	607221	23279	18,4	13.0460-3987.2	603987
23141	19,4	13.0460-7105.2	607105	23215	18,3	13.0470-7157.2	LD7157	23279	18,4	13.0470-3987.2	LD3987
23141	19,4	13.0460-7139.2	607139	23215	18,3	13.0470-7221.2	LD7221	23280	17,5	13.0460-2875.2	602875
23141	19,4	13.0470-7139.2	LD7139	23217	17,5	13.0460-7248.2	607248	23280	17,5	13.0460-2876.2	602876
23142	15,1	13.0460-4818.2	604818	23217	18,3	13.0460-7157.2	607157	23281	18,3	13.0460-7161.2	607161
23143	15,1	13.0460-4818.2	604818	23217	18,3	13.0470-7157.2	LD7157	23281	18,3	13.0470-7161.2	LD7161
23144	19,8	13.0460-2726.2	602726	23218	18,0	13.0460-7113.2	607113	23282	18,3	13.0460-7161.2	607161
23144	19,8	13.0460-2727.2	602727	23218	18,0	13.0460-7127.2	607127	23282	18,3	13.0470-7161.2	LD7161
23144	19,8	13.0470-2726.2	LD2726	23218	18,0	13.0460-7128.2	607128	23284	14,0	13.0460-2858.2	602858
23144	19,8	13.0470-2727.2	LD2727	23218	18,0	13.0460-7132.2	607132	23284	14,0	13.0470-2858.2	LD2858
23145	19,8	13.0460-2726.2	602726	23219	18,0	13.0460-7127.2	607127	23289	19,3	13.0460-7140.2	607140
23145	19,8	13.0460-2727.2	602727	23220	18,0	13.0460-7113.2	607113	23289	19,3	13.0470-7140.2	LD7140
23145	19,8	13.0470-2726.2	LD2726	23220	18,0	13.0460-7128.2	607128	23290	15,5	13.0460-5890.2	605890
23145	19,8	13.0470-2727.2	LD2727	23222	19,3	13.0460-7112.2	607112	23296	14,5	13.0460-5837.2	605837
23146	17,0	13.0460-3973.2	603973	23222	19,3	13.0460-7180.2	607180	23297	14,5	13.0460-5837.2	605837
23154	19,4	13.0460-7121.2	607121	23224	16,5	13.0460-2872.2	602872	23298	14,5	13.0460-5837.2	605837
23155	19,4	13.0460-7121.2	607121	23224	16,5	13.0460-2874.2	602874	23299	14,5	13.0460-5837.2	605837
23157	15,8	13.0460-4977.2	604977	23225	17,0	13.0460-2857.2	602857	23300	18,0	13.0460-3965.2	603965
23157	15,8	13.0470-4977.2	LD4977	23225	17,0	13.0470-2857.2	LD2857	23301	18,0	13.0460-3965.2	603965
23158	17,5	13.0460-5830.2	605830	23226	17,0	13.0460-2857.2	602857	23302	18,0	13.0460-3946.2	603946
23160	17,3	13.0460-5727.2	605727	23226	17,0	13.0470-2857.2	LD2857	23305	15,2	13.0460-4921.2	604921
23163	20,4	13.0460-7124.2	607124	23228	18,1	13.0460-7108.2	607108	23309	17,3	13.0460-7169.2	607169
23164	17,3	13.0460-5727.2	605727	23229	18,1	13.0460-7129.2	607129	23309	17,3	13.0470-7169.2	LD7169
23168	19,0	13.0460-2987.2	602987	23234	16,8	13.0460-5863.2	605863	23310	17,3	13.0460-7169.2	607169
23169	19,4	13.0460-2869.2	602869	23234	16,8	13.0460-5994.2	605994	23310	17,3	13.0470-7169.2	LD7169
23172	18,0	13.0460-2895.2	602895	23234	16,9	13.0460-5859.2	605859	23312	20,3	13.0460-7167.2	607167
23176	18,7	13.0460-2839.2	602839	23235	16,8	13.0460-5863.2	605863	23312	20,3	13.0470-7167.2	LD7167
23177	14,2	13.0460-2826.2	602826	23235	16,9	13.0460-5859.2	605859	23313	20,3	13.0460-7238.2	607238
23178	16,6	13.0460-5755.2	605755	23236	16,8	13.0460-5863.2	605863	23313	20,3	13.0470-7238.2	LD7238
23181	17,9	13.0460-7114.2	607114	23236	16,9	13.0460-5859.2	605859	23314	15,0	13.0460-5857.2	605857
23183	20,3	13.0460-7155.2	607155	23237	14,5	13.0460-5993.2	605993	23323	14,6	13.0460-4974.2	604974
23183	20,3	13.0470-7155.2	LD7155	23238	16,0	13.0460-5803.2	605803	23324	20,3	13.0460-7143.2	607143
23184	14,8	13.0460-5880.2	605880	23239	16,0	13.0460-5803.2	605803	23325	16,0	13.0460-4973.2	604973
23185	14,8	13.0460-5880.2	605880	23240	16,0	13.0460-5803.2	605803	23325	16,4	13.0460-4855.2	604855
23187	19,6	13.0460-7117.2	607117	23241	16,1	13.0460-5996.2	605996	23326	17,4	13.0460-2882.2	602882
23187	19,6	13.0470-7117.2	LD7117	23245	18,3	13.0460-7158.2	607158	23326	17,4	13.0460-2888.2	602888
23189	16,0	13.0460-8005.2	608005	23245	18,3	13.0460-7159.2	607159	23326	17,4	13.0460-2889.2	602889

Vergleichsliste WVA → ATE

Cross reference list WVA → ATE - Tabella di conversione codici WVA → ATE

Liste des correspondances WVA → ATE - Lista referencias WVA → ATE



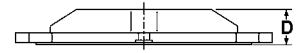
WVA	D		WVA	D		WVA	D				
23326	17,4	13.0460-2890.2	602890	23407	19,0	13.0460-2871.2	602871	23482	16,6	13.0470-7194.2	LD7194
23326	17,4	13.0470-2888.2	LD2888	23409	19,3	13.0460-2881.2	602881	23482	16,6	13.0470-7195.2	LD7195
23329	17,0	13.0460-4987.2	604987	23410	15,0	13.0460-3964.2	603964	23482	16,7	13.0460-7160.2	607160
23330	17,0	13.0460-4999.2	604999	23411	15,0	13.0460-3964.2	603964	23483	15,8	13.0460-7137.2	607137
23332	18,0	13.0460-3978.2	603978	23417	15,3	13.0460-2868.2	602868	23483	15,8	13.0470-7137.2	LD7137
23333	18,0	13.0460-3978.2	603978	23417	15,3	13.0470-2868.2	LD2868	23483	16,7	13.0460-7160.2	607160
23334	16,7	13.0460-7171.2	607171	23418	19,4	13.0460-7154.2	607154	23487	15,5	13.0460-5854.2	605854
23334	16,7	13.0470-7171.2	LD7171	23419	19,4	13.0460-7154.2	607154	23488	15,4	13.0460-5853.2	605853
23335	16,7	13.0460-7171.2	607171	23420	16,5	13.0460-5842.2	605842	23489	16,3	13.0460-4841.2	604841
23335	16,7	13.0470-7171.2	LD7171	23423	17,8	13.0460-2729.2	602729	23490	15,4	13.0460-5802.2	605802
23340	17,0	13.0460-5800.2	605800	23424	17,6	13.0460-2730.2	602730	23497	15,0	13.0460-5852.2	605852
23341	17,0	13.0460-5800.2	605800	23429	15,5	13.0460-5748.2	605748	23498	14,8	13.0460-5852.2	605852
23342	17,0	13.0460-5800.2	605800	23434	18,0	13.0460-3856.2	603856	23502	16,0	13.0460-5717.2	605717
23343	13,5	13.0460-5731.2	605731	23434	18,7	13.0460-3992.2	603992	23502	16,0	13.0460-5751.2	605751
23344	13,5	13.0460-5731.2	605731	23435	18,0	13.0460-3856.2	603856	23503	16,0	13.0460-5717.2	605717
23346	19,0	13.0460-2862.2	602862	23435	18,7	13.0460-3992.2	603992	23503	16,0	13.0460-5751.2	605751
23347	20,3	13.0460-7167.2	607167	23436	18,0	13.0460-3856.2	603856	23504	16,0	13.0460-5717.2	605717
23347	20,3	13.0460-7237.2	607237	23437	18,0	13.0460-3856.2	603856	23504	16,0	13.0460-5751.2	605751
23347	20,3	13.0470-7167.2	LD7167	23440	17,6	13.0460-7186.2	607186	23507	15,0	13.0460-5613.2	605613
23347	20,3	13.0470-7237.2	LD7237	23441	18,1	13.0460-7186.2	607186	23507	15,2	13.0460-5887.2	605887
23348	16,5	13.0460-5811.2	605811	23442	15,3	13.0460-5896.2	605896	23508	15,0	13.0460-5613.2	605613
23349	16,5	13.0460-5811.2	605811	23443	15,3	13.0460-5896.2	605896	23508	15,2	13.0460-5887.2	605887
23350	16,5	13.0460-5811.2	605811	23444	15,3	13.0460-5896.2	605896	23509	15,0	13.0460-5613.2	605613
23353	14,8	13.0460-2835.2	602835	23445	19,2	13.0460-2838.2	602838	23509	15,2	13.0460-5887.2	605887
23354	13,0	13.0460-5834.2	605834	23446	16,5	13.0460-2872.2	602872	23510	16,5	13.0460-5810.2	605810
23358	18,0	13.0460-8002.2	608002	23446	16,5	13.0460-2874.2	602874	23511	16,5	13.0460-5810.2	605810
23359	18,0	13.0460-8002.2	608002	23447	17,3	13.0460-7168.2	607168	23512	16,5	13.0460-5810.2	605810
23360	18,0	13.0460-8002.2	608002	23447	17,3	13.0460-7232.2	607232	23513	17,0	13.0460-5891.2	605891
23361	14,8	13.0460-8011.2	608011	23447	17,3	13.0470-7168.2	LD7168	23514	15,9	13.0460-5627.2	605627
23362	14,8	13.0460-8011.2	608011	23447	17,3	13.0470-7232.2	LD7232	23515	15,8	13.0460-5884.2	605884
23363	14,8	13.0460-8011.2	608011	23448	20,8	13.0460-7170.2	607170	23516	17,2	13.0460-2859.2	602859
23378	20,1	13.0460-7172.2	607172	23449	20,8	13.0460-7170.2	607170	23517	16,6	13.0460-2867.2	602867
23378	20,1	13.0470-7172.2	LD7172	23450	17,5	13.0460-5712.2	605712	23517	16,6	13.0470-2867.2	LD2867
23379	20,1	13.0460-7172.2	607172	23451	17,5	13.0460-5712.2	605712	23518	17,0	13.0460-5885.2	605885
23379	20,1	13.0470-7172.2	LD7172	23452	19,0	13.0460-2720.2	602720	23519	17,0	13.0460-5885.2	605885
23384	18,3	13.0460-5923.2	605923	23454	14,9	13.0460-5989.2	605989	23520	17,0	13.0460-5885.2	605885
23385	18,3	13.0460-5923.2	605923	23455	13,7	13.0460-5871.2	605871	23521	14,0	13.0460-5812.2	605812
23387	12,6	13.0460-5865.2	605865	23456	13,7	13.0460-5871.2	605871	23522	14,0	13.0460-5812.2	605812
23388	12,6	13.0460-5865.2	605865	23457	13,7	13.0460-5871.2	605871	23523	14,0	13.0460-5812.2	605812
23389	12,6	13.0460-5865.2	605865	23458	15,6	13.0460-2721.2	602721	23524	17,4	13.0460-5746.2	605746
23392	20,3	13.0460-7122.2	607122	23463	16,6	13.0460-5807.2	605807	23525	17,4	13.0460-5746.2	605746
23392	20,3	13.0470-7122.2	LD7122	23470	17,3	13.0460-2898.2	602898	23526	17,5	13.0460-5817.2	605817
23393	19,6	13.0460-2837.2	602837	23471	14,5	13.0460-6923.2	606923	23527	14,5	13.0460-5827.2	605827
23393	19,6	13.0470-2837.2	LD2837	23471	17,5	13.0460-6924.2	606924	23528	16,6	13.0460-5861.2	605861
23394	13,7	13.0460-7177.2	607177	23478	14,6	13.0460-4819.2	604819	23529	16,6	13.0460-5861.2	605861
23394	13,7	13.0460-7178.2	607178	23478	16,5	13.0460-4998.2	604998	23530	16,6	13.0460-5755.2	605755
23395	13,7	13.0460-7177.2	607177	23480	19,3	13.0460-5813.2	605813	23531	16,6	13.0460-5755.2	605755
23395	13,7	13.0460-7178.2	607178	23481	19,3	13.0460-5813.2	605813	23532	20,1	13.0460-2959.2	602959
23397	18,7	13.0460-7224.2	607224	23482	15,8	13.0460-7137.2	607137	23533	20,1	13.0460-2959.2	602959
23399	18,7	13.0460-7224.2	607224	23482	15,8	13.0460-7251.2	607251	23534	20,1	13.0460-2959.2	602959
23400	15,5	13.0460-5838.2	605838	23482	15,8	13.0460-7253.2	607253	23536	17,6	13.0460-5792.2	605792
23402	20,1	13.0460-7172.2	607172	23482	15,8	13.0470-7137.2	LD7137	23537	17,6	13.0460-5792.2	605792
23402	20,1	13.0470-7172.2	LD7172	23482	15,8	13.0470-7251.2	LD7251	23538	17,6	13.0460-5792.2	605792
23403	20,1	13.0460-7172.2	607172	23482	16,6	13.0460-7194.2	607194	23539	17,3	13.0460-5749.2	605749
23403	20,1	13.0470-7172.2	LD7172	23482	16,6	13.0460-7195.2	607195	23543	14,4	13.0460-5833.2	605833
23404	20,6	13.0460-7199.2	607199	23482	16,6	13.0460-7209.2	607209	23544	14,4	13.0460-5833.2	605833
23405	20,1	13.0460-7199.2	607199	23482	16,6	13.0460-7278.2	607278	23545	14,4	13.0460-5833.2	605833






Vergleichsliste WVA → ATE

Cross reference list WVA → ATE - Tabella di conversione codici WVA → ATE

Liste des correspondances WVA → ATE - Lista referencias WVA → ATE






WVA	D		WVA	D		WVA	D				
23550	17,3	13.0460-7225.2	607225	23589	20,4	13.0470-7226.2	LD7226	23692	16,6	13.0460-4992.2	604992
23550	17,3	13.0470-7225.2	LD7225	23589	20,6	13.0460-7184.2	607184	23692	16,6	13.0470-4992.2	LD4992
23551	17,3	13.0460-7225.2	607225	23589	20,6	13.0470-7184.2	LD7184	23693	16,6	13.0460-4993.2	604993
23551	17,3	13.0470-7225.2	LD7225	23590	19,5	13.0460-7187.2	607187	23693	16,6	13.0470-4993.2	LD4993
23552	18,1	13.0460-7126.2	607126	23590	19,5	13.0470-7187.2	LD7187	23694	16,4	13.0460-4976.2	604976
23554	16,0	13.0460-2753.2	602753	23591	18,0	13.0460-7187.2	607187	23698	16,8	13.0460-5778.2	605778
23554	16,3	13.0460-2860.2	602860	23591	18,0	13.0470-7187.2	LD7187	23699	16,8	13.0460-5778.2	605778
23554	16,3	13.0470-2860.2	LD2860	23597	18,0	13.0460-3975.2	603975	23702	15,1	13.0460-5738.2	605738
23554	16,4	13.0460-2845.2	602845	23598	18,0	13.0460-3975.2	603975	23703	17,9	13.0460-5882.2	605882
23554	16,4	13.0470-2845.2	LD2845	23599	19,0	13.0460-3994.2	603994	23705	18,1	13.0460-3810.2	603810
23554	17,2	13.0460-2740.2	602740	23599	19,0	13.0470-3994.2	LD3994	23705	18,1	13.0460-3982.2	603982
23554	17,2	13.0460-2823.2	602823	23600	19,4	13.0460-3966.2	603966	23705	18,1	13.0470-3982.2	LD3982
23554	17,2	13.0460-2877.2	602877	23600	19,4	13.0470-3966.2	LD3966	23706	18,0	13.0460-3826.2	603826
23554	17,2	13.0470-2740.2	LD2740	23601	13,7	13.0460-2879.2	602879	23706	18,0	13.0460-3863.2	603863
23554	17,2	13.0470-2823.2	LD2823	23601	13,7	13.0470-2879.2	LD2879	23706	18,0	13.0470-3826.2	LD3826
23554	17,2	13.0470-2877.2	LD2877	23602	19,7	13.0460-2850.2	602850	23706	18,1	13.0460-3818.2	603818
23556	17,2	13.0460-2877.2	602877	23603	19,7	13.0460-2852.2	602852	23706	18,1	13.0460-3982.2	603982
23556	17,2	13.0470-2877.2	LD2877	23604	18,7	13.0460-7142.2	607142	23706	18,1	13.0470-3982.2	LD3982
23557	17,2	13.0460-3988.2	603988	23605	15,7	13.0460-3995.2	603995	23707	17,9	13.0460-3839.2	603839
23557	17,2	13.0470-3988.2	LD3988	23607	15,7	13.0460-3995.2	603995	23707	17,9	13.0470-3839.2	LD3839
23558	17,2	13.0460-5851.2	605851	23611	18,8	13.0460-5879.2	605879	23707	18,0	13.0460-3826.2	603826
23559	17,2	13.0460-5851.2	605851	23613	17,7	13.0460-3800.2	603800	23707	18,0	13.0460-3850.2	603850
23560	17,2	13.0460-5851.2	605851	23615	18,3	13.0460-2718.2	602718	23707	18,0	13.0460-3863.2	603863
23561	18,1	13.0460-8010.2	608010	23620	16,4	13.0460-5814.2	605814	23707	18,0	13.0470-3826.2	LD3826
23562	18,1	13.0460-8010.2	608010	23621	16,4	13.0460-5814.2	605814	23707	18,1	13.0460-3818.2	603818
23563	16,5	13.0460-5825.2	605825	23622	16,4	13.0460-5814.2	605814	23707	18,1	13.0460-3982.2	603982
23564	16,5	13.0460-5825.2	605825	23623	17,4	13.0460-2713.2	602713	23707	18,1	13.0470-3982.2	LD3982
23569	16,5	13.0460-5832.2	605832	23623	17,4	13.0470-2713.2	LD2713	23708	19,2	13.0460-3811.2	603811
23570	16,5	13.0460-5832.2	605832	23624	17,4	13.0460-2713.2	602713	23708	19,4	13.0460-3983.2	603983
23571	16,5	13.0460-5832.2	605832	23624	17,4	13.0470-2713.2	LD2713	23708	19,4	13.0470-3983.2	LD3983
23575	15,6	13.0460-4995.2	604995	23631	18,6	13.0460-7206.2	607206	23709	19,4	13.0460-3983.2	603983
23575	16,0	13.0460-4972.2	604972	23632	18,6	13.0460-7206.2	607206	23709	19,4	13.0470-3983.2	LD3983
23576	15,6	13.0460-4995.2	604995	23633	18,6	13.0460-7206.2	607206	23709	19,6	13.0460-3827.2	603827
23576	16,0	13.0460-4972.2	604972	23638	18,3	13.0460-2899.2	602899	23709	19,6	13.0460-3864.2	603864
23577	18,7	13.0460-3993.2	603993	23639	18,3	13.0460-2899.2	602899	23709	19,6	13.0470-3827.2	LD3827
23578	18,7	13.0460-3993.2	603993	23646	16,5	13.0460-5847.2	605847	23710	19,4	13.0460-3983.2	603983
23579	18,7	13.0460-3993.2	603993	23647	16,5	13.0460-5847.2	605847	23710	19,4	13.0470-3983.2	LD3983
23580	18,7	13.0460-3993.2	603993	23648	16,5	13.0460-5847.2	605847	23710	19,6	13.0460-3827.2	603827
23581	18,8	13.0460-2883.2	602883	23649	17,2	13.0460-5725.2	605725	23710	19,6	13.0460-3864.2	603864
23581	18,8	13.0460-2884.2	602884	23650	17,2	13.0460-5725.2	605725	23710	19,6	13.0470-3827.2	LD3827
23581	18,8	13.0470-2884.2	LD2884	23651	17,2	13.0460-5725.2	605725	23711	19,4	13.0460-3984.2	603984
23582	16,0	13.0460-5855.2	605855	23652	15,0	13.0460-5711.2	605711	23711	19,4	13.0470-3984.2	LD3984
23583	16,0	13.0460-5855.2	605855	23653	15,0	13.0460-5711.2	605711	23712	19,4	13.0460-3984.2	603984
23584	16,4	13.0460-5760.2	605760	23654	15,3	13.0460-2868.2	602868	23712	19,4	13.0470-3984.2	LD3984
23585	17,4	13.0460-5848.2	605848	23654	15,3	13.0470-2868.2	LD2868	23713	19,4	13.0460-3984.2	603984
23586	17,4	13.0460-5848.2	605848	23655	15,3	13.0460-2868.2	602868	23713	19,4	13.0470-3984.2	LD3984
23587	20,6	13.0460-7184.2	607184	23655	15,3	13.0470-2868.2	LD2868	23714	16,6	13.0460-3991.2	603991
23587	20,6	13.0470-7184.2	LD7184	23656	14,0	13.0460-5849.2	605849	23714	17,6	13.0460-3861.2	603861
23587	20,8	13.0460-7226.2	607226	23657	14,0	13.0460-5849.2	605849	23714	17,6	13.0470-3812.2	LD3812
23587	20,8	13.0470-7226.2	LD7226	23658	14,0	13.0460-5849.2	605849	23716	15,8	13.0460-7162.2	607162
23588	20,6	13.0460-7184.2	607184	23661	17,2	13.0460-2763.2	602763	23716	15,8	13.0470-7162.2	LD7162
23588	20,6	13.0470-7184.2	LD7184	23662	15,0	13.0460-5836.2	605836	23717	15,8	13.0460-7162.2	607162
23588	20,8	13.0460-7226.2	607226	23669	16,8	13.0460-3806.2	603806	23717	15,8	13.0470-7162.2	LD7162
23588	20,8	13.0470-7226.2	LD7226	23672	14,8	13.0460-5880.2	605880	23720	17,5	13.0460-5714.2	605714
23589	19,1	13.0460-7202.2	607202	23673	15,9	13.0460-5623.2	605623	23723	18,1	13.0460-7193.2	607193
23589	19,1	13.0470-7202.2	LD7202	23674	15,9	13.0460-5623.2	605623	23723	18,1	13.0470-7193.2	LD7193
23589	20,4	13.0460-7226.2	607226	23675	15,9	13.0460-5623.2	605623	23724	18,1	13.0460-7193.2	607193

Vergleichsliste WVA → ATE

Cross reference list WVA → ATE - Tabella di conversione codici WVA → ATE

Liste des correspondances WVA → ATE - Lista referencias WVA → ATE

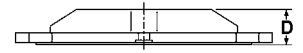





WVA	D		WVA	D		WVA	D				
23724	18,1	13.0470-7193.2	LD7193	23788	19,0	13.0460-7205.2	607205	23868	17,1	13.0460-5860.2	605860
23726	16,5	13.0460-5622.2	605622	23791	20,8	13.0460-7210.2	607210	23869	17,1	13.0460-5860.2	605860
23727	16,5	13.0460-5622.2	605622	23791	20,8	13.0470-7210.2	LD7210	23870	17,1	13.0460-5860.2	605860
23728	16,5	13.0460-5622.2	605622	23792	20,8	13.0460-7210.2	607210	23871	14,3	13.0460-5843.2	605843
23729	16,2	13.0460-5878.2	605878	23792	20,8	13.0470-7210.2	LD7210	23872	14,3	13.0460-5843.2	605843
23731	17,3	13.0460-7274.2	607274	23793	20,3	13.0460-7176.2	607176	23873	15,8	13.0460-5868.2	605868
23732	17,3	13.0460-7174.2	607174	23793	20,3	13.0470-7176.2	LD7176	23874	15,8	13.0460-5868.2	605868
23732	17,3	13.0470-7174.2	LD7174	23794	20,3	13.0460-7176.2	607176	23875	15,8	13.0460-5868.2	605868
23734	16,8	13.0460-5750.2	605750	23794	20,3	13.0460-7216.2	607216	23876	12,4	13.0460-5866.2	605866
23736	15,0	13.0460-5711.2	605711	23794	20,3	13.0460-7223.2	607223	23878	12,4	13.0460-5866.2	605866
23737	17,3	13.0460-7174.2	607174	23794	20,3	13.0460-7268.2	607268	23881	20,0	13.0460-2708.2	602708
23737	17,3	13.0470-7174.2	LD7174	23794	20,3	13.0470-7176.2	LD7176	23881	20,0	13.0470-2708.2	LD2708
23738	20,1	13.0460-7212.2	607212	23794	20,3	13.0470-7176.2	LD7176	23891	16,9	13.0460-5873.2	605873
23739	20,1	13.0460-7212.2	607212	23794	20,3	13.0470-7216.2	LD7216	23892	16,9	13.0460-5873.2	605873
23743	20,1	13.0460-3999.2	603999	23794	20,3	13.0470-7223.2	LD7223	23893	16,9	13.0460-5873.2	605873
23743	20,1	13.0470-3999.2	LD3999	23795	15,0	13.0460-7268.2	LD7268	23896	20,6	13.0460-5873.2	605873
23744	20,1	13.0460-3999.2	603999	23795	15,0	13.0460-5839.2	605839	23897	20,6	13.0460-7182.2	607182
23744	20,1	13.0470-3999.2	LD3999	23796	15,0	13.0460-5839.2	605839	23912	18,8	13.0460-7182.2	607182
23745	17,4	13.0460-4990.2	604990	23797	15,0	13.0460-5839.2	605839	23912	18,8	13.0460-7204.2	607204
23745	17,4	13.0470-4990.2	LD4990	23801	18,8	13.0460-7204.2	607204	23912	18,8	13.0470-7204.2	LD7204
23746	18,1	13.0460-7240.2	607240	23801	18,8	13.0470-7204.2	LD7204	23912	20,3	13.0460-7200.2	607200
23746	19,7	13.0460-7236.2	607236	23801	20,3	13.0460-7200.2	607200	23912	20,3	13.0460-7227.2	607227
23747	18,1	13.0460-7240.2	607240	23801	20,3	13.0460-7201.2	607201	23912	20,3	13.0460-7227.2	607227
23747	19,6	13.0460-7245.2	607245	23801	20,3	13.0460-7202.2	607202	23912	20,3	13.0470-7200.2	LD7200
23747	19,7	13.0460-7236.2	607236	23801	20,3	13.0470-7201.2	LD7201	23913	20,3	13.0460-7200.2	607200
23749	17,6	13.0460-7240.2	607240	23801	20,3	13.0470-7201.2	LD7201	23913	20,3	13.0460-7227.2	607227
23749	18,7	13.0460-7236.2	607236	23801	20,4	13.0470-7227.2	LD7227	23913	20,3	13.0470-7200.2	LD7200
23749	19,1	13.0460-7191.2	607191	23807	18,6	13.0460-7207.2	607207	23913	20,3	13.0470-7227.2	LD7227
23749	19,1	13.0460-7245.2	607245	23816	16,0	13.0460-5819.2	605819	23914	17,1	13.0460-2880.2	602880
23749	19,1	13.0470-7191.2	LD7191	23817	16,6	13.0460-5888.2	605888	23914	17,1	13.0460-2887.2	602887
23751	17,0	13.0460-4800.2	604800	23818	17,8	13.0460-5815.2	605815	23914	17,1	13.0470-2880.2	LD2880
23752	17,2	13.0460-7164.2	607164	23818	17,8	13.0460-5815.2	605815	23914	17,1	13.0470-2887.2	LD2887
23753	18,0	13.0460-4969.2	604969	23819	17,8	13.0460-5815.2	605815	23914	17,1	13.0470-2887.2	LD2887
23754	18,0	13.0460-4969.2	604969	23823	17,2	13.0460-2877.2	602877	23915	17,6	13.0460-2710.2	602710
23759	17,0	13.0460-5894.2	605894	23823	17,2	13.0470-2877.2	LD2877	23915	17,6	13.0470-2710.2	LD2710
23760	17,7	13.0460-2707.2	602707	23824	13,7	13.0460-7178.2	607178	23916	17,6	13.0460-2710.2	602710
23760	17,7	13.0470-2707.2	LD2707	23825	18,5	13.0460-2700.2	602700	23916	17,6	13.0470-2710.2	LD2710
23761	18,8	13.0460-2704.2	602704	23825	18,5	13.0460-2717.2	602717	23917	19,3	13.0460-4978.2	604978
23762	20,4	13.0460-7166.2	607166	23828	17,5	13.0460-2876.2	602876	23918	19,3	13.0460-4978.2	604978
23762	20,4	13.0470-7166.2	LD7166	23829	18,5	13.0460-2701.2	602701	23918	19,3	13.0460-4978.2	604978
23763	20,3	13.0460-7201.2	607201	23830	17,5	13.0460-2875.2	602875	23919	19,3	13.0460-4979.2	604979
23763	20,3	13.0470-7201.2	LD7201	23832	20,2	13.0460-7179.2	607179	23920	19,3	13.0460-4979.2	604979
23763	20,4	13.0460-7166.2	607166	23832	20,2	13.0470-7179.2	LD7179	23921	20,1	13.0460-4859.2	604859
23763	20,4	13.0470-7166.2	LD7166	23833	20,2	13.0460-7179.2	607179	23921	20,3	13.0460-4980.2	604980
23764	17,0	13.0460-4800.2	604800	23833	20,2	13.0470-7179.2	LD7179	23922	21,0	13.0460-7220.2	607220
23765	17,0	13.0460-4800.2	604800	23835	19,6	13.0460-7191.2	607191	23922	21,0	13.0470-7220.2	LD7220
23766	17,8	13.0460-5815.2	605815	23835	19,6	13.0460-7191.2	607191	23923	17,6	13.0460-7219.2	607219
23768	19,3	13.0460-5813.2	605813	23835	19,6	13.0460-7245.2	607245	23923	17,6	13.0470-7219.2	LD7219
23773	17,5	13.0460-4802.2	604802	23835	19,6	13.0470-7191.2	LD7191	23924	17,6	13.0460-7219.2	607219
23774	17,5	13.0460-4802.2	604802	23836	17,0	13.0460-5846.2	605846	23924	17,6	13.0470-7219.2	LD7219
23775	18,0	13.0460-7132.2	607132	23836	17,0	13.0460-3992.2	603992	23925	20,5	13.0460-7220.2	607220
23777	16,0	13.0460-5831.2	605831	23840	18,7	13.0460-3992.2	603992	23925	20,5	13.0470-7220.2	LD7220
23778	17,0	13.0460-5831.2	605831	23841	18,7	13.0460-7141.2	607141	23926	17,3	13.0460-7217.2	607217
23779	17,0	13.0460-5831.2	605831	23842	18,1	13.0460-7141.2	607141	23926	17,3	13.0470-7217.2	LD7217
23780	16,7	13.0460-5895.2	605895	23843	18,8	13.0460-2884.2	602884	23927	17,3	13.0460-7217.2	607217
23783	14,0	13.0460-5710.2	605710	23843	18,8	13.0470-2884.2	LD2884	23927	17,3	13.0470-7217.2	LD7217
23787	19,0	13.0460-7205.2	607205	23844	20,5	13.0460-7179.2	607179	23928	17,3	13.0460-5743.2	605743
				23844	20,5	13.0470-7179.2	LD7179	23930	18,2	13.0460-3815.2	603815
				23863	14,3	13.0460-5867.2	605867	23930	18,2	13.0470-3815.2	LD3815
				23865	17,6	13.0460-5787.2	605787	23934	18,2	13.0460-3814.2	603814
				23867	17,6	13.0460-5787.2	605787				

Vergleichsliste WVA → ATE

Cross reference list WVA → ATE - Tabella di conversione codici WVA → ATE

Liste des correspondances WVA → ATE - Lista referencias WVA → ATE

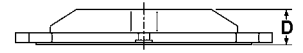





WVA	D		WVA	D		WVA	D	
23934	18,2	13.0470-3814.2 LD3814	24026	17,0	13.0460-5747.2 605747	24123	20,3	13.0460-7228.2 607228
23935	17,8	13.0460-7215.2 607215	24029	12,5	13.0460-5732.2 605732	24123	20,3	13.0470-7228.2 LD7228
23935	17,8	13.0470-7215.2 LD7215	24030	12,5	13.0460-5732.2 605732	24124	19,3	13.0460-7228.2 607228
23943	17,5	13.0460-4997.2 604997	24031	17,0	13.0460-5875.2 605875	24124	19,3	13.0470-7228.2 LD7228
23944	17,5	13.0460-4997.2 604997	24032	17,0	13.0460-5875.2 605875	24132	18,8	13.0460-5879.2 605879
23945	16,5	13.0460-4994.2 604994	24033	17,0	13.0460-5875.2 605875	24133	18,6	13.0460-2892.2 602892
23945	16,5	13.0470-4994.2 LD4994	24034	16,6	13.0460-5888.2 605888	24133	18,6	13.0470-2892.2 LD2892
23950	20,3	13.0460-7201.2 607201	24034	19,1	13.0460-7263.2 607263	24134	19,6	13.0460-2891.2 602891
23950	20,3	13.0470-7201.2 LD7201	24034	19,1	13.0470-7263.2 LD7263	24134	19,6	13.0470-2891.2 LD2891
23959	17,0	13.0460-3829.2 603829	24035	16,6	13.0460-5888.2 605888	24135	17,7	13.0460-2893.2 602893
23960	18,3	13.0460-4817.2 604817	24035	19,1	13.0460-7263.2 607263	24135	17,7	13.0470-2893.2 LD2893
23961	16,8	13.0460-4840.2 604840	24035	19,1	13.0470-7263.2 LD7263	24137	15,8	13.0460-7251.2 607251
23966	17,7	13.0460-5742.2 605742	24036	16,7	13.0460-8008.2 608008	24137	15,8	13.0460-7253.2 607253
23967	15,1	13.0460-5734.2 605734	24036	19,1	13.0460-7263.2 607263	24137	15,8	13.0470-7251.2 LD7251
23968	20,3	13.0460-7216.2 607216	24036	19,1	13.0470-7263.2 LD7263	24137	16,6	13.0460-7194.2 607194
23968	20,3	13.0470-7216.2 LD7216	24037	16,7	13.0460-8008.2 608008	24137	16,6	13.0460-7195.2 607195
23969	18,6	13.0460-7207.2 607207	24038	16,7	13.0460-8008.2 608008	24137	16,6	13.0460-7209.2 607209
23970	16,9	13.0460-5632.2 605632	24039	14,4	13.0460-5856.2 605856	24137	16,6	13.0470-7194.2 LD7194
23971	16,9	13.0460-5632.2 605632	24040	14,4	13.0460-5856.2 605856	24137	16,6	13.0470-7195.2 LD7195
23972	16,9	13.0460-5632.2 605632	24041	14,4	13.0460-5856.2 605856	24141	19,1	13.0460-7188.2 607188
23973	17,0	13.0460-5700.2 605700	24042	16,3	13.0460-5877.2 605877	24141	19,1	13.0470-7188.2 LD7188
23973	17,4	13.0460-2709.2 602709	24045	13,7	13.0460-5804.2 605804	24142	20,6	13.0460-7188.2 607188
23973	17,4	13.0460-2774.2 602774	24046	18,6	13.0460-5821.2 605821	24142	20,6	13.0460-7243.2 607243
23973	17,4	13.0460-5801.2 605801	24047	18,6	13.0460-5821.2 605821	24142	20,6	13.0470-7188.2 LD7188
23973	17,4	13.0470-2709.2 LD2709	24048	18,6	13.0460-5821.2 605821	24142	20,6	13.0470-7243.2 LD7243
23974	16,9	13.0460-5899.2 605899	24049	17,0	13.0460-4842.2 604842	24143	15,0	13.0460-4801.2 604801
23980	16,5	13.0460-2840.2 602840	24054	16,2	13.0460-5878.2 605878	24150	17,6	13.0460-3813.2 603813
23981	19,6	13.0460-3840.2 603840	24055	16,2	13.0460-5878.2 605878	24150	17,6	13.0460-3851.2 603851
23981	19,6	13.0470-3840.2 LD3840	24058	15,5	13.0460-5773.2 605773	24150	17,6	13.0470-3813.2 LD3813
23982	18,1	13.0460-3839.2 603839	24059	16,7	13.0460-5886.2 605886	24153	19,1	13.0460-7202.2 607202
23982	18,1	13.0470-3839.2 LD3839	24060	16,7	13.0460-5886.2 605886	24153	19,1	13.0470-7202.2 LD7202
23983	17,0	13.0460-5770.2 605770	24061	16,7	13.0460-5886.2 605886	24161	20,3	13.0460-7237.2 607237
23984	17,8	13.0460-2725.2 602725	24067	19,3	13.0460-7180.2 607180	24161	20,3	13.0470-7237.2 LD7237
23984	17,8	13.0470-2725.2 LD2725	24071	14,6	13.0460-5739.2 605739	24162	15,2	13.0460-4805.2 604805
23985	17,8	13.0460-2725.2 602725	24072	17,9	13.0460-3809.2 603809	24162	15,2	13.0460-4853.2 604853
23985	17,8	13.0470-2725.2 LD2725	24072	17,9	13.0460-3846.2 603846	24162	15,2	13.0470-4853.2 LD4853
23987	17,7	13.0460-5742.2 605742	24072	17,9	13.0470-3846.2 LD3846	24170	20,2	13.0460-7231.2 607231
23988	17,7	13.0460-5742.2 605742	24073	16,7	13.0460-2724.2 602724	24170	20,2	13.0470-7231.2 LD7231
23993	15,5	13.0460-5773.2 605773	24073	16,7	13.0460-2878.2 602878	24171	20,9	13.0460-7231.2 607231
23996	17,5	13.0460-5844.2 605844	24077	19,1	13.0460-2711.2 602711	24171	20,9	13.0470-7231.2 LD7231
23997	15,5	13.0460-5773.2 605773	24077	19,1	13.0460-2885.2 602885	24172	19,0	13.0460-7239.2 607239
23998	17,5	13.0460-5844.2 605844	24077	19,1	13.0470-2711.2 LD2711	24172	19,0	13.0470-7239.2 LD7239
23999	17,8	13.0460-7215.2 607215	24077	19,1	13.0470-2885.2 LD2885	24173	20,0	13.0460-7239.2 607239
23999	17,8	13.0470-7215.2 LD7215	24084	19,3	13.0460-7252.2 607252	24173	20,0	13.0470-7239.2 LD7239
24007	20,8	13.0460-3819.2 603819	24084	19,3	13.0460-7277.2 607277	24174	18,6	13.0460-2892.2 602892
24008	18,3	13.0460-3821.2 603821	24084	19,3	13.0470-7252.2 LD7252	24174	18,6	13.0470-2892.2 LD2892
24009	17,5	13.0460-5844.2 605844	24086	15,8	13.0460-5757.2 605757	24175	19,6	13.0460-2891.2 602891
24011	18,0	13.0460-7189.2 607189	24087	17,4	13.0460-5756.2 605756	24175	19,6	13.0470-2891.2 LD2891
24012	18,0	13.0460-7189.2 607189	24092	17,1	13.0460-5772.2 605772	24178	17,1	13.0460-5772.2 605772
24013	14,9	13.0460-5869.2 605869	24095	19,4	13.0460-7139.2 607139	24179	17,1	13.0460-5772.2 605772
24014	16,0	13.0460-5735.2 605735	24095	19,4	13.0470-7139.2 LD7139	24191	18,1	13.0460-2728.2 602728
24015	16,0	13.0460-5735.2 605735	24096	20,3	13.0460-7223.2 607223	24192	16,7	13.0460-2719.2 602719
24020	14,9	13.0460-5869.2 605869	24096	20,3	13.0470-7223.2 LD7223	24192	17,1	13.0460-2731.2 602731
24022	17,8	13.0460-7213.2 607213	24097	17,1	13.0460-4834.2 604834	24193	20,3	13.0460-7223.2 607223
24023	17,8	13.0460-7213.2 607213	24098	17,1	13.0460-4833.2 604833	24193	20,3	13.0470-7223.2 LD7223
24024	17,0	13.0460-5747.2 605747	24098	17,1	13.0460-4837.2 604837	24204	19,2	13.0460-5603.2 605603
24025	17,0	13.0460-5747.2 605747	24122	19,0	13.0460-5602.2 605602	24213	17,5	13.0460-5714.2 605714

Vergleichsliste WVA → ATE

Cross reference list WVA → ATE - Tabella di conversione codici WVA → ATE

Liste des correspondances WVA → ATE - Lista referencias WVA → ATE



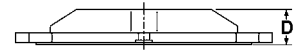
WVA	D		WVA	D		WVA	D				
24214	17,5	13.0460-5714.2	605714	24306	20,3	13.0470-2733.2	LD2733	24375	17,5	13.0460-5639.2	605639
24215	15,7	13.0460-5736.2	605736	24310	19,0	13.0460-2734.2	602734	24376	17,5	13.0460-5639.2	605639
24216	15,7	13.0460-5736.2	605736	24310	19,0	13.0470-2734.2	LD2734	24386	17,9	13.0460-5618.2	605618
24217	15,7	13.0460-5736.2	605736	24315	16,2	13.0460-4849.2	604849	24391	16,6	13.0460-2715.2	602715
24218	17,5	13.0460-5791.2	605791	24316	16,9	13.0460-4848.2	604848	24392	16,6	13.0460-2715.2	602715
24219	17,5	13.0460-5791.2	605791	24317	17,6	13.0460-5779.2	605779	24393	17,9	13.0460-3849.2	603849
24220	17,5	13.0460-5791.2	605791	24318	17,6	13.0460-5779.2	605779	24394	17,9	13.0460-5618.2	605618
24222	16,9	13.0460-5797.2	605797	24319	17,6	13.0460-5779.2	605779	24395	17,9	13.0460-5618.2	605618
24223	16,9	13.0460-5797.2	605797	24320	15,3	13.0460-5780.2	605780	24396	17,2	13.0460-5789.2	605789
24224	16,9	13.0460-5797.2	605797	24321	15,3	13.0460-5780.2	605780	24397	16,0	13.0460-5829.2	605829
24225	16,9	13.0460-5797.2	605797	24322	15,3	13.0460-5780.2	605780	24398	16,0	13.0460-5829.2	605829
24227	16,7	13.0460-5783.2	605783	24323	15,5	13.0460-5790.2	605790	24399	20,4	13.0460-7272.2	607272
24228	16,7	13.0460-5783.2	605783	24324	15,5	13.0460-5790.2	605790	24403	17,0	13.0460-5700.2	605700
24229	14,8	13.0460-5709.2	605709	24325	15,5	13.0460-5790.2	605790	24403	17,4	13.0460-2774.2	602774
24230	15,3	13.0460-5709.2	605709	24331	13,8	13.0460-5628.2	605628	24405	17,4	13.0460-5756.2	605756
24240	16,6	13.0460-5784.2	605784	24332	18,3	13.0460-7252.2	607252	24406	17,4	13.0460-5756.2	605756
24242	16,6	13.0460-5784.2	605784	24332	18,3	13.0460-7277.2	607277	24408	19,2	13.0460-2746.2	602746
24243	16,6	13.0460-5784.2	605784	24332	18,3	13.0470-7252.2	LD7252	24408	19,2	13.0470-2746.2	LD2746
24244	18,5	13.0460-5608.2	605608	24332	19,8	13.0460-7242.2	607242	24409	19,2	13.0460-2746.2	602746
24245	18,5	13.0460-5607.2	605607	24332	19,8	13.0470-7242.2	LD7242	24409	19,2	13.0470-2746.2	LD2746
24246	16,8	13.0460-5822.2	605822	24332	19,8	13.0470-7242.2	LD7242	24409	19,2	13.0470-2746.2	LD2746
24248	16,8	13.0460-5822.2	605822	24333	21,3	13.0460-7242.2	607242	24410	16,5	13.0460-5776.2	605776
24249	16,8	13.0460-5822.2	605822	24333	21,3	13.0470-7242.2	LD7242	24411	16,5	13.0460-5776.2	605776
24253	17,8	13.0460-7244.2	607244	24334	21,3	13.0460-7242.2	607242	24412	19,0	13.0460-5612.2	605612
24253	17,8	13.0470-7244.2	LD7244	24334	21,3	13.0470-7242.2	LD7242	24412	19,0	13.0470-5612.2	LD5612
24253	18,0	13.0460-7257.2	607257	24336	17,5	13.0460-5767.2	605767	24413	19,0	13.0460-5612.2	605612
24253	18,0	13.0470-7257.2	LD7257	24337	17,5	13.0460-5766.2	605766	24413	19,0	13.0470-5612.2	LD5612
24254	18,0	13.0460-7244.2	607244	24338	15,5	13.0460-5765.2	605765	24414	19,0	13.0460-5612.2	605612
24254	18,0	13.0470-7244.2	LD7244	24339	19,5	13.0460-7269.2	607269	24414	19,0	13.0470-5612.2	LD5612
24254	18,0	13.0460-7257.2	607257	24339	19,5	13.0470-7269.2	LD7269	24415	19,1	13.0460-5611.2	605611
24254	18,0	13.0470-7244.2	LD7244	24339	20,5	13.0460-7211.2	607211	24415	19,1	13.0470-5611.2	LD5611
24254	18,0	13.0470-7257.2	LD7257	24339	20,5	13.0470-7211.2	LD7211	24416	19,1	13.0460-5611.2	605611
24255	20,3	13.0460-7238.2	607238	24340	19,5	13.0460-7269.2	607269	24416	19,1	13.0470-5611.2	LD5611
24255	20,3	13.0470-7238.2	LD7238	24340	19,5	13.0470-7269.2	LD7269	24417	19,1	13.0460-5611.2	605611
24260	17,3	13.0460-3831.2	603831	24340	20,3	13.0460-7211.2	607211	24417	19,1	13.0470-5611.2	LD5611
24260	17,3	13.0470-3831.2	LD3831	24340	20,3	13.0470-7211.2	LD7211	24418	17,0	13.0460-2754.2	602754
24273	16,0	13.0460-4991.2	604991	24346	16,4	13.0460-5609.2	605609	24419	17,0	13.0460-2754.2	602754
24274	16,0	13.0460-4991.2	604991	24347	17,5	13.0460-5768.2	605768	24420	17,0	13.0460-2754.2	602754
24275	16,5	13.0460-5776.2	605776	24348	17,1	13.0460-3825.2	603825	24421	17,2	13.0460-2755.2	602755
24276	14,8	13.0460-5775.2	605775	24349	17,5	13.0460-3828.2	603828	24421	17,2	13.0460-2758.2	602758
24277	16,0	13.0460-5829.2	605829	24349	17,5	13.0470-3828.2	LD3828	24421	17,2	13.0470-2755.2	LD2755
24283	15,5	13.0460-5794.2	605794	24349	17,6	13.0460-3848.2	603848	24421	17,2	13.0470-2758.2	LD2758
24284	15,5	13.0460-5794.2	605794	24349	17,6	13.0460-3862.2	603862	24422	17,2	13.0460-2755.2	602755
24285	15,5	13.0460-5794.2	605794	24350	17,3	13.0460-5764.2	605764	24422	17,2	13.0460-2758.2	602758
24288	17,9	13.0460-3839.2	603839	24351	16,3	13.0460-5777.2	605777	24422	17,2	13.0470-2755.2	LD2755
24288	17,9	13.0470-3839.2	LD3839	24353	16,0	13.0460-5795.2	605795	24422	17,2	13.0470-2758.2	LD2758
24289	16,9	13.0460-2714.2	602714	24367	19,1	13.0460-7190.2	607190	24423	14,6	13.0460-5621.2	605621
24289	16,9	13.0470-2714.2	LD2714	24367	19,1	13.0460-7218.2	607218	24436	19,7	13.0460-7261.2	607261
24290	16,9	13.0460-2714.2	602714	24367	19,1	13.0470-7190.2	LD7190	24437	20,2	13.0460-7261.2	607261
24290	16,9	13.0470-2714.2	LD2714	24367	19,2	13.0460-7247.2	607247	24438	16,1	13.0460-7234.2	607234
24294	19,0	13.0460-3824.2	603824	24368	19,1	13.0460-7190.2	607190	24439	16,1	13.0460-7234.2	607234
24296	15,5	13.0460-4850.2	604850	24368	19,1	13.0460-7218.2	607218	24451	15,6	13.0460-5617.2	605617
24297	14,4	13.0460-5761.2	605761	24368	19,1	13.0470-7190.2	LD7190	24455	16,8	13.0460-4839.2	604839
24298	14,0	13.0460-5762.2	605762	24368	19,2	13.0460-7247.2	607247	24455	16,8	13.0460-4864.2	604864
24299	14,0	13.0460-5762.2	605762	24369	17,2	13.0460-5876.2	605876	24456	19,0	13.0460-2734.2	602734
24306	20,3	13.0460-2732.2	602732	24372	17,3	13.0460-5793.2	605793	24456	19,0	13.0470-2734.2	LD2734
24306	20,3	13.0460-2733.2	602733	24373	17,2	13.0460-5876.2	605876	24458	17,3	13.0460-7260.2	607260
24306	20,3	13.0470-2732.2	LD2732	24374	17,2	13.0460-5876.2	605876	24462	16,7	13.0460-2706.2	602706






Vergleichsliste WVA → ATE

Cross reference list WVA → ATE - Tabella di conversione codici WVA → ATE

Liste des correspondances WVA → ATE - Lista referencias WVA → ATE

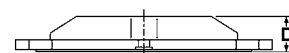





WVA	D		WVA	D		WVA	D				
24465	19,2	13.0460-4812.2	604812	24539	18,5	13.0470-7229.2	LD7229	24632	17,0	13.0460-5752.2	605752
24466	19,1	13.0460-4810.2	604810	24540	16,3	13.0460-3836.2	603836	24632	17,0	13.0470-5752.2	LD5752
24466	19,1	13.0460-4811.2	604811	24540	16,3	13.0470-3836.2	LD3836	24635	16,6	13.0460-5754.2	605754
24467	19,1	13.0460-4810.2	604810	24541	15,5	13.0460-4816.2	604816	24636	16,6	13.0460-5754.2	605754
24467	19,1	13.0460-4811.2	604811	24544	18,1	13.0460-5606.2	605606	24637	16,9	13.0460-5754.2	605754
24468	19,1	13.0460-4807.2	604807	24545	16,9	13.0460-5605.2	605605	24638	20,0	13.0460-5753.2	605753
24468	19,1	13.0460-4809.2	604809	24549	19,6	13.0460-3840.2	603840	24639	19,3	13.0460-5753.2	605753
24469	19,1	13.0460-4807.2	604807	24549	19,6	13.0470-3840.2	LD3840	24640	19,3	13.0460-5753.2	605753
24469	19,1	13.0460-4809.2	604809	24550	19,5	13.0460-3841.2	603841	24653	17,3	13.0460-5619.2	605619
24479	14,8	13.0460-5775.2	605775	24551	19,5	13.0460-3841.2	603841	24660	17,8	13.0460-3847.2	603847
24480	14,8	13.0460-5775.2	605775	24553	15,8	13.0460-4852.2	604852	24660	17,8	13.0470-3847.2	LD3847
24483	16,9	13.0460-2749.2	602749	24557	19,4	13.0460-7230.2	607230	24664	15,2	13.0460-5604.2	605604
24483	16,9	13.0470-2749.2	LD2749	24557	19,4	13.0470-7230.2	LD7230	24665	15,2	13.0460-5604.2	605604
24484	18,8	13.0460-3860.2	603860	24558	18,7	13.0460-7230.2	607230	24666	15,2	13.0460-5604.2	605604
24484	19,0	13.0460-3834.2	603834	24558	18,7	13.0470-7230.2	LD7230	24670	18,0	13.0460-7235.2	607235
24485	19,0	13.0460-3833.2	603833	24559	17,8	13.0460-2759.2	602759	24671	18,0	13.0460-7235.2	607235
24486	17,4	13.0460-3835.2	603835	24560	17,8	13.0460-2759.2	602759	24672	16,0	13.0460-5795.2	605795
24487	16,5	13.0460-7241.2	607241	24561	17,7	13.0460-2760.2	602760	24673	18,0	13.0460-7270.2	607270
24488	14,9	13.0460-5782.2	605782	24562	17,7	13.0460-2760.2	602760	24674	18,0	13.0460-7270.2	607270
24489	14,9	13.0460-5782.2	605782	24563	17,7	13.0460-3858.2	603858	24686	14,9	13.0460-5636.2	605636
24490	14,9	13.0460-5782.2	605782	24567	16,0	13.0460-5616.2	605616	24686	14,9	13.0460-5771.2	605771
24491	16,0	13.0460-5601.2	605601	24568	16,3	13.0460-5777.2	605777	24687	15,2	13.0460-4853.2	604853
24492	16,0	13.0460-5601.2	605601	24569	16,3	13.0460-5777.2	605777	24687	15,2	13.0470-4853.2	LD4853
24493	16,0	13.0460-5601.2	605601	24574	15,0	13.0460-7214.2	607214	24690	19,2	13.0460-5603.2	605603
24495	17,3	13.0460-7260.2	607260	24575	14,8	13.0460-7214.2	607214	24691	19,2	13.0460-5603.2	605603
24496	17,3	13.0460-2722.2	602722	24576	14,8	13.0460-7214.2	607214	24692	15,9	13.0460-2744.2	602744
24496	17,3	13.0460-2736.2	602736	24578	16,5	13.0460-2739.2	602739	24693	17,5	13.0460-2742.2	602742
24496	17,3	13.0470-2722.2	LD2722	24582	17,4	13.0460-5610.2	605610	24693	18,5	13.0460-2741.2	602741
24498	14,7	13.0460-5788.2	605788	24589	20,1	13.0460-4859.2	604859	24695	17,3	13.0460-7274.2	607274
24499	14,7	13.0460-5788.2	605788	24590	19,0	13.0460-5602.2	605602	24697	19,3	13.0460-7268.2	607268
24500	14,7	13.0460-5788.2	605788	24591	19,0	13.0460-5602.2	605602	24697	19,3	13.0470-7268.2	LD7268
24501	16,7	13.0460-5600.2	605600	24595	18,5	13.0460-2738.2	602738	24703	17,8	13.0460-2716.2	602716
24502	16,7	13.0460-5600.2	605600	24597	17,6	13.0460-5799.2	605799	24703	17,8	13.0470-2716.2	LD2716
24503	16,7	13.0460-5600.2	605600	24598	17,6	13.0460-5799.2	605799	24704	17,8	13.0460-2716.2	602716
24510	17,0	13.0460-5785.2	605785	24599	14,9	13.0460-5636.2	605636	24704	17,8	13.0470-2716.2	LD2716
24511	17,0	13.0460-5785.2	605785	24599	14,9	13.0460-5771.2	605771	24705	19,8	13.0460-7256.2	607256
24512	17,0	13.0460-5785.2	605785	24600	14,9	13.0460-5636.2	605636	24705	19,8	13.0470-7256.2	LD7256
24515	16,7	13.0460-2724.2	602724	24600	14,9	13.0460-5771.2	605771	24706	21,3	13.0460-7256.2	607256
24518	15,8	13.0460-5757.2	605757	24601	18,0	13.0460-5614.2	605614	24706	21,3	13.0470-7256.2	LD7256
24519	15,8	13.0460-5757.2	605757	24602	16,0	13.0460-5629.2	605629	24707	21,3	13.0460-7256.2	607256
24521	19,1	13.0460-7243.2	607243	24603	16,0	13.0460-5629.2	605629	24707	21,3	13.0470-7256.2	LD7256
24521	19,1	13.0470-7243.2	LD7243	24604	16,5	13.0460-8013.2	608013	24709	17,5	13.0460-7250.2	607250
24529	16,0	13.0460-5631.2	605631	24605	16,5	13.0460-8013.2	608013	24709	18,6	13.0460-7249.2	607249
24530	16,0	13.0460-5631.2	605631	24606	17,4	13.0460-2747.2	602747	24709	18,6	13.0470-7249.2	LD7249
24535	18,3	13.0460-7221.2	607221	24606	17,4	13.0460-2748.2	602748	24710	18,6	13.0460-7249.2	607249
24535	18,3	13.0470-7221.2	LD7221	24606	17,4	13.0470-2747.2	LD2747	24710	18,6	13.0470-7249.2	LD7249
24536	18,3	13.0460-7222.2	607222	24606	17,4	13.0470-2748.2	LD2748	24727	20,7	13.0460-7265.2	607265
24537	15,8	13.0460-2737.2	602737	24608	18,5	13.0460-2738.2	602738	24729	20,4	13.0460-7265.2	607265
24537	16,1	13.0460-2723.2	602723	24609	17,6	13.0460-5799.2	605799	24743	19,2	13.0460-2746.2	602746
24537	16,1	13.0470-2723.2	LD2723	24610	15,0	13.0460-5769.2	605769	24743	19,2	13.0470-2746.2	LD2746
24538	17,9	13.0460-7266.2	607266	24611	15,0	13.0460-5769.2	605769	24764	17,9	13.0460-3846.2	603846
24538	17,9	13.0470-7266.2	LD7266	24612	15,0	13.0460-5769.2	605769	24764	17,9	13.0470-3846.2	LD3846
24538	18,5	13.0460-7229.2	607229	24618	17,5	13.0460-5639.2	605639	24765	16,5	13.0460-2745.2	602745
24538	18,5	13.0470-7229.2	LD7229	24619	17,5	13.0460-5639.2	605639	24830	16,1	13.0460-5774.2	605774
24538	19,4	13.0460-7273.2	607273	24620	17,5	13.0460-5639.2	605639	24831	16,1	13.0460-5774.2	605774
24538	19,4	13.0470-7273.2	LD7273	24629	17,4	13.0460-5610.2	605610	24839	19,4	13.0460-2752.2	602752
24539	18,5	13.0460-7229.2	607229	24630	17,4	13.0460-5610.2	605610	24840	19,4	13.0460-2752.2	602752

Vergleichsliste WVA → ATE

Cross reference list WVA → ATE - Tabella di conversione codici WVA → ATE

Liste des correspondances WVA → ATE - Lista referencias WVA → ATE






WVA	D		WVA	D		WVA	D	
24862	16,7	13.0460-7259.2	607259	25192	21,3	13.0470-7282.2	LD7282	
24862	16,7	13.0470-7259.2	LD7259	25199	19,6	13.0460-3857.2	603857	
24863	16,7	13.0460-7259.2	607259	25200	19,6	13.0460-3857.2	603857	
24863	16,7	13.0470-7259.2	LD7259	25203	18,5	13.0460-2762.2	602762	
24867	20,7	13.0460-3852.2	603852	25204	18,5	13.0460-2762.2	602762	
24867	20,7	13.0470-3852.2	LD3852	25218	16,6	13.0460-7278.2	607278	
24868	20,7	13.0460-3852.2	603852	25222	17,3	13.0460-7276.2	607276	
24868	20,7	13.0470-3852.2	LD3852	25223	17,3	13.0460-7276.2	607276	
24870	17,5	13.0460-7250.2	607250	25237	17,2	13.0460-2763.2	602763	
24875	19,8	13.0460-7272.2	607272	25307	17,5	13.0460-3859.2	603859	
24883	18,0	13.0460-3855.2	603855	25308	17,5	13.0460-3859.2	603859	
24885	16,8	13.0460-3853.2	603853	25692	17,2	13.0460-5645.2	605645	
24886	16,8	13.0460-3853.2	603853	25693	17,2	13.0460-5645.2	605645	
24887	16,8	13.0460-3853.2	603853	25694	17,2	13.0460-5645.2	605645	
24914	17,9	13.0460-7266.2	607266	29001	20,0	13.0460-7906.2	607906	
24914	17,9	13.0470-7266.2	LD7266	29003	20,0	13.0460-7906.2	607906	
24922	17,5	13.0460-2761.2	602761	29012	18,0	13.0460-7903.2	607903	
24926	16,5	13.0460-3854.2	603854	29037	18,3	13.0460-4913.2	604913	
24927	17,1	13.0460-3854.2	603854	29037	18,3	13.0460-4919.2	604919	
24928	17,1	13.0460-3854.2	603854	29038	18,3	13.0460-4913.2	604913	
24976	17,5	13.0460-4863.2	604863	29067	22,3	13.0460-2843.2	602843	
24979	15,9	13.0460-5620.2	605620	29121	20,3	13.0460-4860.2	604860	
24980	15,9	13.0460-5620.2	605620	29121	20,3	13.0460-4861.2	604861	
24981	15,9	13.0460-5620.2	605620	29121	20,3	13.0460-4966.2	604966	
25021	18,5	13.0460-2762.2	602762	29122	22,1	13.0460-4828.2	604828	
25022	18,5	13.0460-2762.2	602762	29122	22,3	13.0460-4914.2	604914	
25031	19,1	13.0460-7262.2	607262	29123	20,3	13.0460-4862.2	604862	
25031	19,1	13.0470-7262.2	LD7262	29123	20,3	13.0460-4996.2	604996	
25032	19,1	13.0460-7262.2	607262	29139	18,3	13.0460-4919.2	604919	
25032	19,1	13.0470-7262.2	LD7262	29140	18,3	13.0460-4918.2	604918	
25033	19,1	13.0460-7262.2	607262	29153	20,0	13.0460-7909.2	607909	
25033	19,1	13.0470-7262.2	LD7262	29160	20,3	13.0460-4847.2	604847	
25045	19,5	13.0460-7267.2	607267	29160	20,8	13.0460-4975.2	604975	
25046	18,5	13.0460-7267.2	607267	29190	20,2	13.0460-3832.2	603832	
25069	17,3	13.0460-7279.2	607279	29190	20,2	13.0460-3837.2	603837	
25070	17,3	13.0460-7279.2	607279	29192	20,7	13.0460-4826.2	604826	
25096	17,0	13.0460-7264.2	607264	29200	21,0	13.0460-4827.2	604827	
25096	17,0	13.0470-7264.2	LD7264	29212	17,3	13.0460-4989.2	604989	
25097	17,0	13.0460-7264.2	607264	29217	20,5	13.0460-3842.2	603842	
25097	17,0	13.0470-7264.2	LD7264	29229	20,7	13.0460-4830.2	604830	
25098	17,0	13.0460-7264.2	607264	29231	22,7	13.0460-4829.2	604829	
25098	17,0	13.0470-7264.2	LD7264	29232	21,0	13.0460-4823.2	604823	
25112	18,4	13.0460-4858.2	604858	29256	27,0	13.0460-4844.2	604844	
25113	18,4	13.0460-4858.2	604858	29260	20,3	13.0460-4861.2	604861	
25114	15,8	13.0460-7255.2	607255	29581	15,0	13.0460-6031.2	606031	
25115	15,8	13.0460-7255.2	607255	29835	22,0	13.0460-6015.2	606015	
25147	18,4	13.0460-4856.2	604856					
25148	18,4	13.0460-4856.2	604856					
25172	18,4	13.0460-4857.2	604857					
25173	18,4	13.0460-4857.2	604857					
25180	19,0	13.0460-7273.2	607273					
25180	19,0	13.0470-7273.2	LD7273					
25190	21,3	13.0460-7282.2	607282					
25190	21,3	13.0470-7282.2	LD7282					
25191	21,3	13.0460-7282.2	607282					
25191	21,3	13.0470-7282.2	LD7282					
25192	21,3	13.0460-7282.2	607282					

Vergleichsliste ATE → WVA

Cross reference list ATE → WVA - Tabella di conversione codici ATE → WVA

Liste des correspondances ATE → WVA - Lista referencias ATE → WVA






	WVA	D		WVA	D		WVA	D
13.0460-2700.2	602700	21452 18,5	13.0460-2738.2	602738	24608 18,5	13.0460-2810.2	602810	20238 18,0
13.0460-2700.2	602700	21454 17,0	13.0460-2739.2	602739	24578 16,5	13.0460-2810.2	602810	20247 18,0
13.0460-2700.2	602700	23825 18,5	13.0460-2740.2	602740	23554 17,2	13.0460-2811.2	602811	21068 17,0
13.0460-2701.2	602701	21452 18,5	13.0460-2741.2	602741	24693 18,5	13.0460-2812.2	602812	21217 17,3
13.0460-2701.2	602701	21454 17,0	13.0460-2742.2	602742	24693 17,5	13.0460-2813.2	602813	20833 17,0
13.0460-2701.2	602701	23829 18,5	13.0460-2744.2	602744	24692 15,9	13.0460-2813.2	602813	20834 17,0
13.0460-2704.2	602704	23761 18,8	13.0460-2745.2	602745	24765 16,5	13.0460-2813.2	602813	20838 17,0
13.0460-2705.2	602705	21452 18,5	13.0460-2746.2	602746	24408 19,2	13.0460-2815.2	602815	21368 18,3
13.0460-2705.2	602705	21454 17,0	13.0460-2746.2	602746	24409 19,2	13.0460-2816.2	602816	21724 19,3
13.0460-2706.2	602706	24462 16,7	13.0460-2746.2	602746	24743 19,2	13.0460-2816.2	602816	21749 19,3
13.0460-2707.2	602707	23760 17,7	13.0460-2747.2	602747	24606 17,4	13.0460-2817.2	602817	21674 19,0
13.0460-2708.2	602708	23881 20,0	13.0460-2747.2	602747	XXXX2 17,7	13.0460-2817.2	602817	21886 19,0
13.0460-2709.2	602709	23973 17,4	13.0460-2748.2	602748	24606 17,4	13.0460-2819.2	602819	20961 17,2
13.0460-2710.2	602710	23915 17,6	13.0460-2748.2	602748	XXXX2 17,7	13.0460-2820.2	602820	20961 17,2
13.0460-2710.2	602710	23916 17,6	13.0460-2749.2	602749	24483 16,9	13.0460-2821.2	602821	21945 16,0
13.0460-2711.2	602711	24077 19,1	13.0460-2750.2	602750	20741 15,0	13.0460-2822.2	602822	21945 19,6
13.0460-2712.2	602712	23138 14,6	13.0460-2751.2	602751	21418 15,5	13.0460-2823.2	602823	23554 17,2
13.0460-2713.2	602713	23623 17,4	13.0460-2752.2	602752	24839 19,4	13.0460-2824.2	602824	20380 15,6
13.0460-2713.2	602713	23624 17,4	13.0460-2752.2	602752	24840 19,4	13.0460-2824.2	602824	21110 15,6
13.0460-2714.2	602714	24289 16,9	13.0460-2753.2	602753	23554 16,0	13.0460-2825.2	602825	21614 17,7
13.0460-2714.2	602714	24290 16,9	13.0460-2754.2	602754	24418 17,0	13.0460-2825.2	602825	21615 17,7
13.0460-2715.2	602715	24391 16,6	13.0460-2754.2	602754	24419 17,0	13.0460-2825.2	602825	21616 17,7
13.0460-2715.2	602715	24392 16,6	13.0460-2754.2	602754	24420 17,0	13.0460-2826.2	602826	23177 14,2
13.0460-2716.2	602716	24703 17,8	13.0460-2755.2	602755	24421 17,2	13.0460-2827.2	602827	21606 16,7
13.0460-2716.2	602716	24704 17,8	13.0460-2755.2	602755	24422 17,2	13.0460-2828.2	602828	23070 19,5
13.0460-2717.2	602717	21452 18,5	13.0460-2758.2	602758	24421 17,2	13.0460-2829.2	602829	23124 19,0
13.0460-2717.2	602717	21454 17,0	13.0460-2758.2	602758	24422 17,2	13.0460-2829.2	602829	23125 19,0
13.0460-2717.2	602717	23825 18,5	13.0460-2759.2	602759	24559 17,8	13.0460-2830.2	602830	21920 14,6
13.0460-2718.2	602718	23615 18,3	13.0460-2759.2	602759	24560 17,8	13.0460-2831.2	602831	21861 15,2
13.0460-2719.2	602719	24192 16,7	13.0460-2760.2	602760	24561 17,7	13.0460-2832.2	602832	21888 18,1
13.0460-2720.2	602720	23452 19,0	13.0460-2760.2	602760	24562 17,7	13.0460-2832.2	602832	21889 18,1
13.0460-2721.2	602721	23458 15,6	13.0460-2761.2	602761	24922 17,5	13.0460-2833.2	602833	23070 17,0
13.0460-2722.2	602722	24496 17,3	13.0460-2762.2	602762	25021 18,5	13.0460-2834.2	602834	21463 18,2
13.0460-2723.2	602723	24537 16,1	13.0460-2762.2	602762	25022 18,5	13.0460-2835.2	602835	23353 14,8
13.0460-2724.2	602724	24073 16,7	13.0460-2762.2	602762	25203 18,5	13.0460-2836.2	602836	21595 18,3
13.0460-2724.2	602724	24515 16,7	13.0460-2762.2	602762	25204 18,5	13.0460-2836.2	602836	21596 18,3
13.0460-2725.2	602725	23984 17,8	13.0460-2763.2	602763	23661 17,2	13.0460-2837.2	602837	21945 19,6
13.0460-2725.2	602725	23985 17,8	13.0460-2763.2	602763	25237 17,2	13.0460-2837.2	602837	23393 19,6
13.0460-2726.2	602726	23144 19,8	13.0460-2774.2	602774	23973 17,4	13.0460-2838.2	602838	21479 19,2
13.0460-2726.2	602726	23145 19,8	13.0460-2774.2	602774	24403 17,4	13.0460-2838.2	602838	23445 19,2
13.0460-2727.2	602727	23144 19,8	13.0460-2776.2	602776	23070 17,0	13.0460-2839.2	602839	20651 18,3
13.0460-2727.2	602727	23145 19,8	13.0460-2800.2	602800	20087 14,6	13.0460-2839.2	602839	21635 18,7
13.0460-2728.2	602728	24191 18,1	13.0460-2800.2	602800	20091 14,6	13.0460-2839.2	602839	23176 18,7
13.0460-2729.2	602729	23423 17,8	13.0460-2802.2	602802	21245 17,5	13.0460-2840.2	602840	23980 16,5
13.0460-2730.2	602730	23424 17,6	13.0460-2802.2	602802	21246 17,5	13.0460-2842.2	602842	20961 15,2
13.0460-2731.2	602731	24192 17,1	13.0460-2803.2	602803	21515 17,5	13.0460-2843.2	602843	29067 22,3
13.0460-2731.2	602731	XXXX2 17,1	13.0460-2803.2	602803	21516 17,5	13.0460-2843.2	602843	XXXXX 22,3
13.0460-2732.2	602732	24306 20,3	13.0460-2803.2	602803	21517 17,5	13.0460-2844.2	602844	21674 19,4
13.0460-2733.2	602733	24306 20,3	13.0460-2804.2	602804	21518 17,0	13.0460-2844.2	602844	21886 19,4
13.0460-2734.2	602734	24310 19,0	13.0460-2805.2	602805	21520 17,5	13.0460-2844.2	602844	XXXX3 19,4
13.0460-2734.2	602734	24456 19,0	13.0460-2805.2	602805	21521 17,5	13.0460-2845.2	602845	23554 16,4
13.0460-2734.2	602734	XXXX3 19,0	13.0460-2805.2	602805	21522 17,5	13.0460-2846.2	602846	21010 15,8
13.0460-2735.2	602735	23099 18,4	13.0460-2806.2	602806	20168 19,3	13.0460-2847.2	602847	21219 17,1
13.0460-2735.2	602735	23100 18,4	13.0460-2806.2	602806	21366 19,3	13.0460-2847.2	602847	21306 16,8
13.0460-2736.2	602736	24496 17,3	13.0460-2809.2	602809	21182 19,4	13.0460-2850.2	602850	21797 19,7
13.0460-2737.2	602737	24537 15,8	13.0460-2809.2	602809	21183 19,4	13.0460-2850.2	602850	23602 19,7
13.0460-2738.2	602738	24595 18,5	13.0460-2810.2	602810	20236 18,0	13.0460-2852.2	602852	21799 19,7

Vergleichsliste ATE → WVA

Cross reference list ATE → WVA - Tabella di conversione codici ATE → WVA

Liste des correspondances ATE → WVA - Lista referencias ATE → WVA



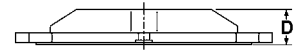
	WVA	D		WVA	D		WVA	D			
13.0460-2852.2	602852	23603	19,7	13.0460-2899.2	602899	23638	18,3	13.0460-2969.2	602969	21165	16,8
13.0460-2853.2	602853	21983	17,2	13.0460-2899.2	602899	23639	18,3	13.0460-2969.2	602969	21166	16,8
13.0460-2855.2	602855	23138	14,6	13.0460-2901.2	602901	20741	19,0	13.0460-2971.2	602971	21209	18,5
13.0460-2857.2	602857	23225	17,0	13.0460-2901.2	602901	20787	19,0	13.0460-2971.2	602971	21210	18,5
13.0460-2857.2	602857	23226	17,0	13.0460-2902.2	602902	21205	19,0	13.0460-2972.2	602972	20124	18,9
13.0460-2858.2	602858	23284	14,0	13.0460-2902.2	602902	21206	19,0	13.0460-2973.2	602973	20651	18,0
13.0460-2859.2	602859	20961	17,2	13.0460-2903.2	602903	20979	19,4	13.0460-2973.2	602973	21635	18,0
13.0460-2859.2	602859	23516	17,2	13.0460-2905.2	602905	20286	16,2	13.0460-2975.2	602975	21439	20,3
13.0460-2860.2	602860	23554	16,3	13.0460-2912.2	602912	20861	17,7	13.0460-2976.2	602976	21797	19,7
13.0460-2862.2	602862	23346	19,0	13.0460-2921.2	602921	21173	17,0	13.0460-2976.2	602976	21798	19,7
13.0460-2863.2	602863	20261	19,0	13.0460-2923.2	602923	21055	17,0	13.0460-2977.2	602977	21799	19,7
13.0460-2863.2	602863	20267	19,0	13.0460-2925.2	602925	20669	19,0	13.0460-2977.2	602977	21800	19,7
13.0460-2864.2	602864	20961	17,4	13.0460-2925.2	602925	20901	19,0	13.0460-2978.2	602978	21801	19,0
13.0460-2867.2	602867	23517	16,6	13.0460-2926.2	602926	20669	16,0	13.0460-2978.2	602978	21802	19,0
13.0460-2868.2	602868	23417	15,3	13.0460-2927.2	602927	20941	19,3	13.0460-2979.2	602979	21147	19,0
13.0460-2868.2	602868	23654	15,3	13.0460-2927.2	602927	21028	19,3	13.0460-2979.2	602979	21557	19,0
13.0460-2868.2	602868	23655	15,3	13.0460-2928.2	602928	20981	13,8	13.0460-2980.2	602980	21147	19,0
13.0460-2869.2	602869	23169	19,4	13.0460-2933.2	602933	20981	13,8	13.0460-2980.2	602980	21148	19,0
13.0460-2870.2	602870	23099	18,4	13.0460-2933.2	602933	21079	13,8	13.0460-2981.2	602981	21460	18,0
13.0460-2871.2	602871	23407	19,0	13.0460-2934.2	602934	20669	19,0	13.0460-2981.2	602981	21613	18,0
13.0460-2872.2	602872	23224	16,5	13.0460-2934.2	602934	20778	19,0	13.0460-2982.2	602982	21479	19,2
13.0460-2872.2	602872	23446	16,5	13.0460-2935.2	602935	21385	13,0	13.0460-2983.2	602983	20919	18,0
13.0460-2874.2	602874	23224	16,5	13.0460-2936.2	602936	20574	15,3	13.0460-2983.2	602983	21388	18,0
13.0460-2874.2	602874	23446	16,5	13.0460-2937.2	602937	20961	15,2	13.0460-2984.2	602984	20961	17,2
13.0460-2875.2	602875	23119	17,5	13.0460-2941.2	602941	20838	17,0	13.0460-2985.2	602985	20164	18,2
13.0460-2875.2	602875	23280	17,5	13.0460-2941.2	602941	20839	17,0	13.0460-2987.2	602987	21147	19,0
13.0460-2875.2	602875	23830	17,5	13.0460-2943.2	602943	21266	17,0	13.0460-2987.2	602987	23168	19,0
13.0460-2876.2	602876	23119	17,5	13.0460-2948.2	602948	21100	16,7	13.0460-2997.2	602997	20708	15,8
13.0460-2876.2	602876	23280	17,5	13.0460-2948.2	602948	21105	16,7	13.0460-3010.2	603010	20009	15,0
13.0460-2876.2	602876	23828	17,5	13.0460-2949.2	602949	20833	17,0	13.0460-3011.2	603011	20641	15,0
13.0460-2877.2	602877	23554	17,2	13.0460-2949.2	602949	20834	17,0	13.0460-3011.2	603011	20642	15,0
13.0460-2877.2	602877	23556	17,2	13.0460-2949.2	602949	20838	17,0	13.0460-3013.2	603013	20641	15,0
13.0460-2877.2	602877	23823	17,2	13.0460-2951.2	602951	21103	14,2	13.0460-3013.2	603013	20642	15,0
13.0460-2878.2	602878	24073	16,7	13.0460-2952.2	602952	21182	19,4	13.0460-3013.2	603013	20912	15,0
13.0460-2879.2	602879	23601	13,7	13.0460-2952.2	602952	21185	19,4	13.0460-3014.2	603014	20387	15,0
13.0460-2880.2	602880	23914	17,1	13.0460-2953.2	602953	20200	16,0	13.0460-3014.2	603014	20641	15,0
13.0460-2881.2	602881	23409	19,3	13.0460-2954.2	602954	20088	14,3	13.0460-3014.2	603014	20642	15,0
13.0460-2882.2	602882	23326	17,4	13.0460-2955.2	602955	20772	18,0	13.0460-3024.2	603024	20436	15,0
13.0460-2883.2	602883	23581	18,8	13.0460-2955.2	602955	20937	18,0	13.0460-3306.2	603306	21089	15,0
13.0460-2884.2	602884	23581	18,8	13.0460-2955.2	602955	20938	18,0	13.0460-3306.2	603306	21090	15,0
13.0460-2884.2	602884	23843	18,8	13.0460-2956.2	602956	20989	17,7	13.0460-3401.2	603401	20755	14,4
13.0460-2885.2	602885	24077	19,1	13.0460-2956.2	602956	21022	17,7	13.0460-3403.2	603403	20755	14,4
13.0460-2886.2	602886	20961	16,2	13.0460-2956.2	602956	21023	17,7	13.0460-3504.2	603504	21301	15,5
13.0460-2887.2	602887	23914	17,1	13.0460-2957.2	602957	20168	16,0	13.0460-3602.2	603602	21144	15,8
13.0460-2888.2	602888	23326	17,4	13.0460-2958.2	602958	20168	19,3	13.0460-3605.2	603605	20180	17,3
13.0460-2889.2	602889	23326	17,4	13.0460-2959.2	602959	23532	20,1	13.0460-3605.2	603605	20181	17,3
13.0460-2890.2	602890	23326	17,4	13.0460-2959.2	602959	23533	20,1	13.0460-3612.2	603612	20482	18,0
13.0460-2891.2	602891	24134	19,6	13.0460-2959.2	602959	23534	20,1	13.0460-3800.2	603800	23613	17,7
13.0460-2891.2	602891	24175	19,6	13.0460-2962.2	602962	20668	16,6	13.0460-3803.2	603803	20995	17,3
13.0460-2892.2	602892	24133	18,6	13.0460-2963.2	602963	21138	18,8	13.0460-3803.2	603803	20996	17,3
13.0460-2892.2	602892	24174	18,6	13.0460-2963.2	602963	21288	18,8	13.0460-3804.2	603804	21035	15,0
13.0460-2893.2	602893	24135	17,7	13.0460-2964.2	602964	20861	17,5	13.0460-3805.2	603805	21197	15,0
13.0460-2894.2	602894	20961	17,4	13.0460-2965.2	602965	21170	17,3	13.0460-3806.2	603806	23669	16,8
13.0460-2895.2	602895	23172	18,0	13.0460-2966.2	602966	20166	16,0	13.0460-3807.2	603807	21436	17,0
13.0460-2896.2	602896	21920	16,6	13.0460-2967.2	602967	20480	15,5	13.0460-3809.2	603809	24072	17,9
13.0460-2897.2	602897	21861	15,2	13.0460-2968.2	602968	20332	17,0	13.0460-3810.2	603810	23705	18,1
13.0460-2898.2	602898	23470	17,3	13.0460-2968.2	602968	21271	17,0	13.0460-3811.2	603811	23708	19,2






Vergleichsliste ATE → WVA

Cross reference list ATE → WVA - Tabella di conversione codici ATE → WVA

Liste des correspondances ATE → WVA - Lista referencias ATE → WVA






	WVA	D		WVA	D		WVA	D
13.0460-3813.2	603813	24150 17,6	13.0460-3857.2	603857	25199 19,6	13.0460-3947.2	603947	21509 17,0
13.0460-3814.2	603814	23934 18,2	13.0460-3857.2	603857	25200 19,6	13.0460-3947.2	603947	21510 17,0
13.0460-3815.2	603815	23930 18,2	13.0460-3858.2	603858	24563 17,7	13.0460-3947.2	603947	21513 17,0
13.0460-3818.2	603818	23706 18,1	13.0460-3859.2	603859	25307 17,5	13.0460-3948.2	603948	21508 17,0
13.0460-3818.2	603818	23707 18,1	13.0460-3859.2	603859	25308 17,5	13.0460-3948.2	603948	21509 17,0
13.0460-3819.2	603819	24007 20,8	13.0460-3860.2	603860	24484 18,8	13.0460-3948.2	603948	21512 17,0
13.0460-3821.2	603821	24008 18,3	13.0460-3861.2	603861	23714 17,6	13.0460-3948.2	603948	21513 17,0
13.0460-3822.2	603822	21597 11,0	13.0460-3861.2	603861	XXXX2 17,6	13.0460-3949.2	603949	21365 17,0
13.0460-3822.2	603822	21600 11,0	13.0460-3861.2	603861	XXXX3 17,6	13.0460-3950.2	603950	21436 16,2
13.0460-3823.2	603823	20974 11,0	13.0460-3862.2	603862	24349 17,6	13.0460-3951.2	603951	21436 16,2
13.0460-3824.2	603824	20261 19,0	13.0460-3862.2	603862	XXXX2 17,6	13.0460-3952.2	603952	20905 18,0
13.0460-3824.2	603824	24294 19,0	13.0460-3862.2	603862	XXXX3 17,6	13.0460-3952.2	603952	20906 18,0
13.0460-3825.2	603825	24348 17,1	13.0460-3863.2	603863	23706 18,0	13.0460-3953.2	603953	20634 15,0
13.0460-3826.2	603826	23706 18,0	13.0460-3863.2	603863	23707 18,0	13.0460-3954.2	603954	20973 11,0
13.0460-3826.2	603826	23707 18,0	13.0460-3864.2	603864	23709 19,6	13.0460-3954.2	603954	20974 11,0
13.0460-3827.2	603827	23709 19,6	13.0460-3864.2	603864	23710 19,6	13.0460-3955.2	603955	20634 15,0
13.0460-3827.2	603827	23710 19,6	13.0460-3900.2	603900	21131 14,7	13.0460-3955.2	603955	21096 15,0
13.0460-3828.2	603828	24349 17,5	13.0460-3902.2	603902	20035 17,0	13.0460-3955.2	603955	21097 15,0
13.0460-3829.2	603829	23959 17,0	13.0460-3902.2	603902	20036 17,0	13.0460-3956.2	603956	21631 17,0
13.0460-3831.2	603831	24260 17,3	13.0460-3902.2	603902	21299 17,0	13.0460-3957.2	603957	23042 19,0
13.0460-3832.2	603832	29190 20,2	13.0460-3902.2	603902	21300 17,0	13.0460-3959.2	603959	21469 18,0
13.0460-3832.2	603832	XXXX2 20,2	13.0460-3904.2	603904	21107 12,0	13.0460-3960.2	603960	21470 18,0
13.0460-3833.2	603833	24485 19,0	13.0460-3905.2	603905	21131 14,7	13.0460-3961.2	603961	20336 14,0
13.0460-3834.2	603834	24484 19,0	13.0460-3905.2	603905	21132 14,7	13.0460-3961.2	603961	20337 14,0
13.0460-3835.2	603835	24486 17,4	13.0460-3905.2	603905	21133 14,7	13.0460-3962.2	603962	20905 18,0
13.0460-3836.2	603836	24540 16,3	13.0460-3911.2	603911	20905 18,0	13.0460-3962.2	603962	20906 18,0
13.0460-3837.2	603837	29190 20,2	13.0460-3911.2	603911	20906 18,0	13.0460-3963.2	603963	21586 15,0
13.0460-3837.2	603837	XXXX2 20,2	13.0460-3911.2	603911	20986 18,0	13.0460-3964.2	603964	21586 15,0
13.0460-3838.2	603838	21436 17,0	13.0460-3911.2	603911	20987 18,0	13.0460-3964.2	603964	23410 15,0
13.0460-3839.2	603839	23707 17,9	13.0460-3914.2	603914	21233 16,7	13.0460-3964.2	603964	23411 15,0
13.0460-3839.2	603839	23982 18,1	13.0460-3915.2	603915	20635 18,0	13.0460-3965.2	603965	21171 18,0
13.0460-3839.2	603839	24288 17,9	13.0460-3915.2	603915	20636 18,0	13.0460-3965.2	603965	23300 18,0
13.0460-3840.2	603840	23981 19,6	13.0460-3915.2	603915	20859 18,0	13.0460-3965.2	603965	23301 18,0
13.0460-3840.2	603840	24549 19,6	13.0460-3915.2	603915	20860 18,0	13.0460-3966.2	603966	23600 19,4
13.0460-3841.2	603841	24550 19,5	13.0460-3916.2	603916	21296 16,5	13.0460-3968.2	603968	20488 18,5
13.0460-3841.2	603841	24551 19,5	13.0460-3916.2	603916	21297 16,5	13.0460-3968.2	603968	20489 18,5
13.0460-3842.2	603842	29217 20,5	13.0460-3916.2	603916	21299 15,9	13.0460-3968.2	603968	20570 18,5
13.0460-3846.2	603846	24072 17,9	13.0460-3916.2	603916	21300 15,9	13.0460-3968.2	603968	20571 18,5
13.0460-3846.2	603846	24764 17,9	13.0460-3926.2	603926	20974 10,8	13.0460-3969.2	603969	20926 18,5
13.0460-3847.2	603847	24660 17,8	13.0460-3928.2	603928	20140 14,0	13.0460-3969.2	603969	20927 18,5
13.0460-3848.2	603848	24349 17,6	13.0460-3928.2	603928	20141 14,0	13.0460-3969.2	603969	20928 18,5
13.0460-3849.2	603849	24393 17,9	13.0460-3933.2	603933	21016 17,0	13.0460-3969.2	603969	20929 18,5
13.0460-3850.2	603850	23707 18,0	13.0460-3933.2	603933	21086 17,0	13.0460-3972.2	603972	21632 16,0
13.0460-3851.2	603851	24150 17,6	13.0460-3933.2	603933	21087 17,0	13.0460-3973.2	603973	23146 17,0
13.0460-3852.2	603852	24867 20,7	13.0460-3936.2	603936	20073 17,3	13.0460-3975.2	603975	23597 18,0
13.0460-3852.2	603852	24868 20,7	13.0460-3939.2	603939	20775 18,0	13.0460-3975.2	603975	23598 18,0
13.0460-3853.2	603853	24885 16,8	13.0460-3940.2	603940	20775 18,0	13.0460-3976.2	603976	23258 16,5
13.0460-3853.2	603853	24886 16,8	13.0460-3940.2	603940	20776 18,0	13.0460-3976.2	603976	23259 16,5
13.0460-3853.2	603853	24887 16,8	13.0460-3940.2	603940	20777 18,0	13.0460-3976.2	603976	23262 16,5
13.0460-3854.2	603854	24926 16,5	13.0460-3942.2	603942	20841 12,0	13.0460-3976.2	603976	23263 16,5
13.0460-3854.2	603854	24927 17,1	13.0460-3943.2	603943	20905 18,0	13.0460-3977.2	603977	21980 18,0
13.0460-3854.2	603854	24928 17,1	13.0460-3943.2	603943	20906 18,0	13.0460-3977.2	603977	21981 18,0
13.0460-3855.2	603855	24883 18,0	13.0460-3944.2	603944	21141 18,0	13.0460-3978.2	603978	23332 18,0
13.0460-3856.2	603856	23434 18,0	13.0460-3945.2	603945	20932 14,0	13.0460-3978.2	603978	23333 18,0
13.0460-3856.2	603856	23435 18,0	13.0460-3945.2	603945	20934 14,0	13.0460-3979.2	603979	21999 15,8
13.0460-3856.2	603856	23436 18,0	13.0460-3946.2	603946	23302 18,0	13.0460-3979.2	603979	23001 15,8
13.0460-3856.2	603856	23437 18,0	13.0460-3947.2	603947	21505 17,0	13.0460-3980.2	603980	23022 20,9

Vergleichsliste ATE → WVA

Cross reference list ATE → WVA - Tabella di conversione codici ATE → WVA

Liste des correspondances ATE → WVA - Lista referencias ATE → WVA



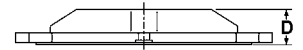
	WVA	D		WVA	D		WVA	D			
13.0460-3982.2	603982	23705	18,1	13.0460-4060.2	604060	21900	15,0	13.0460-4844.2	604844	29256	27,0
13.0460-3982.2	603982	23706	18,1	13.0460-4064.2	604064	21919	15,3	13.0460-4847.2	604847	29160	20,3
13.0460-3982.2	603982	23707	18,1	13.0460-4065.2	604065	21899	15,3	13.0460-4848.2	604848	24316	16,9
13.0460-3983.2	603983	23708	19,4	13.0460-4066.2	604066	21857	17,7	13.0460-4849.2	604849	24315	16,2
13.0460-3983.2	603983	23709	19,4	13.0460-4069.2	604069	23078	15,2	13.0460-4850.2	604850	24296	15,5
13.0460-3983.2	603983	23710	19,4	13.0460-4070.2	604070	21163	14,5	13.0460-4851.2	604851	23092	16,0
13.0460-3984.2	603984	23711	19,4	13.0460-4201.2	604201	21153	17,5	13.0460-4851.2	604851	23111	16,0
13.0460-3984.2	603984	23712	19,4	13.0460-4202.2	604202	21153	16,0	13.0460-4852.2	604852	24553	15,8
13.0460-3984.2	603984	23713	19,4	13.0460-4401.2	604401	20784	18,0	13.0460-4853.2	604853	24162	15,2
13.0460-3985.2	603985	23020	17,9	13.0460-4800.2	604800	23751	17,0	13.0460-4853.2	604853	24687	15,2
13.0460-3986.2	603986	23135	18,0	13.0460-4800.2	604800	23764	17,0	13.0460-4855.2	604855	23325	16,4
13.0460-3986.2	603986	23137	18,0	13.0460-4800.2	604800	23765	17,0	13.0460-4856.2	604856	25147	18,4
13.0460-3987.2	603987	23279	18,4	13.0460-4800.2	604800	XXXX2	17,0	13.0460-4856.2	604856	25148	18,4
13.0460-3988.2	603988	23557	17,2	13.0460-4801.2	604801	21381	15,0	13.0460-4857.2	604857	25172	18,4
13.0460-3990.2	603990	23021	18,9	13.0460-4801.2	604801	24143	15,0	13.0460-4857.2	604857	25173	18,4
13.0460-3991.2	603991	23714	16,6	13.0460-4802.2	604802	23773	17,5	13.0460-4858.2	604858	25112	18,4
13.0460-3992.2	603992	23434	18,7	13.0460-4802.2	604802	23774	17,5	13.0460-4858.2	604858	25113	18,4
13.0460-3992.2	603992	23435	18,7	13.0460-4803.2	604803	23092	15,6	13.0460-4859.2	604859	23921	20,1
13.0460-3992.2	603992	23840	18,7	13.0460-4803.2	604803	23111	15,6	13.0460-4859.2	604859	24589	20,1
13.0460-3992.2	603992	23841	18,7	13.0460-4804.2	604804	23092	15,6	13.0460-4860.2	604860	29121	20,3
13.0460-3993.2	603993	23577	18,7	13.0460-4805.2	604805	24162	15,2	13.0460-4861.2	604861	29121	20,3
13.0460-3993.2	603993	23578	18,7	13.0460-4806.2	604806	XXXXX	16,2	13.0460-4861.2	604861	29260	20,3
13.0460-3993.2	603993	23579	18,7	13.0460-4807.2	604807	24468	19,1	13.0460-4862.2	604862	29123	20,3
13.0460-3993.2	603993	23580	18,7	13.0460-4807.2	604807	24469	19,1	13.0460-4863.2	604863	24976	17,5
13.0460-3994.2	603994	23599	19,0	13.0460-4807.2	604807	XXXX3	19,1	13.0460-4864.2	604864	24455	16,8
13.0460-3995.2	603995	23605	15,7	13.0460-4809.2	604809	24468	19,1	13.0460-4900.2	604900	20371	8,1
13.0460-3995.2	603995	23607	15,7	13.0460-4809.2	604809	24469	19,1	13.0460-4906.2	604906	20207	12,0
13.0460-3996.2	603996	23276	17,2	13.0460-4809.2	604809	XXXX3	19,1	13.0460-4907.2	604907	20356	15,5
13.0460-3997.2	603997	23277	17,7	13.0460-4810.2	604810	24466	19,1	13.0460-4910.2	604910	20285	7,1
13.0460-3998.2	603998	23273	17,8	13.0460-4810.2	604810	24467	19,1	13.0460-4911.2	604911	20389	15,4
13.0460-3999.2	603999	23743	20,1	13.0460-4811.2	604811	24466	19,1	13.0460-4913.2	604913	29037	18,3
13.0460-3999.2	603999	23744	20,1	13.0460-4811.2	604811	24467	19,1	13.0460-4913.2	604913	29038	18,3
13.0460-4014.2	604014	21278	16,4	13.0460-4812.2	604812	24465	19,2	13.0460-4914.2	604914	29122	22,3
13.0460-4014.2	604014	21279	16,4	13.0460-4814.2	604814	21937	15,5	13.0460-4918.2	604918	21048	18,3
13.0460-4019.2	604019	20034	15,0	13.0460-4815.2	604815	21937	15,5	13.0460-4918.2	604918	29140	18,3
13.0460-4019.2	604019	20911	15,0	13.0460-4816.2	604816	24541	15,5	13.0460-4919.2	604919	29037	18,3
13.0460-4028.2	604028	20228	15,3	13.0460-4817.2	604817	23960	18,3	13.0460-4919.2	604919	29139	18,3
13.0460-4029.2	604029	20228	18,5	13.0460-4818.2	604818	23142	15,1	13.0460-4921.2	604921	23305	15,2
13.0460-4030.2	604030	20687	13,5	13.0460-4818.2	604818	23143	15,1	13.0460-4955.2	604955	21048	18,3
13.0460-4033.2	604033	20034	15,0	13.0460-4819.2	604819	23478	14,6	13.0460-4955.2	604955	21049	18,3
13.0460-4034.2	604034	20687	15,5	13.0460-4823.2	604823	29232	21,0	13.0460-4956.2	604956	20162	15,4
13.0460-4035.2	604035	20173	15,0	13.0460-4826.2	604826	29192	20,7	13.0460-4957.2	604957	20410	15,0
13.0460-4036.2	604036	21035	15,0	13.0460-4827.2	604827	29200	21,0	13.0460-4957.2	604957	20423	15,0
13.0460-4037.2	604037	21024	17,5	13.0460-4828.2	604828	29122	22,1	13.0460-4958.2	604958	21381	17,3
13.0460-4040.2	604040	21050	15,8	13.0460-4829.2	604829	29231	22,7	13.0460-4958.2	604958	21382	17,3
13.0460-4041.2	604041	21179	16,8	13.0460-4829.2	604829	XXXX2	22,7	13.0460-4959.2	604959	20942	15,0
13.0460-4041.2	604041	21289	16,8	13.0460-4830.2	604830	29229	20,7	13.0460-4959.2	604959	20943	15,0
13.0460-4042.2	604042	21191	16,8	13.0460-4832.2	604832	21381	18,0	13.0460-4964.2	604964	21381	15,0
13.0460-4042.2	604042	21267	16,8	13.0460-4832.2	604832	XXXX2	18,0	13.0460-4965.2	604965	21471	18,0
13.0460-4043.2	604043	21140	15,0	13.0460-4833.2	604833	24098	17,1	13.0460-4966.2	604966	29121	20,3
13.0460-4044.2	604044	20755	15,1	13.0460-4834.2	604834	24097	17,1	13.0460-4968.2	604968	21381	18,0
13.0460-4047.2	604047	21305	16,1	13.0460-4837.2	604837	24098	17,1	13.0460-4968.2	604968	23206	18,0
13.0460-4048.2	604048	20011	15,0	13.0460-4839.2	604839	24455	16,8	13.0460-4968.2	604968	23207	18,0
13.0460-4056.2	604056	21402	17,5	13.0460-4840.2	604840	23961	16,8	13.0460-4969.2	604969	23753	18,0
13.0460-4058.2	604058	21832	14,9	13.0460-4841.2	604841	23489	16,3	13.0460-4969.2	604969	23754	18,0
13.0460-4059.2	604059	21278	16,4	13.0460-4842.2	604842	24049	17,0	13.0460-4971.2	604971	23092	16,0
13.0460-4059.2	604059	21279	16,4	13.0460-4843.2	604843	XXXXX	15,5	13.0460-4971.2	604971	23110	16,0






Vergleichsliste ATE → WVA

Cross reference list ATE → WVA - Tabella di conversione codici ATE → WVA

Liste des correspondances ATE → WVA - Lista referencias ATE → WVA






	WVA	D		WVA	D		WVA	D			
13.0460-4971.2	604971	23111	16,0	13.0460-5405.2	605405	21644	17,8	13.0460-5626.2	605626	21713	16,0
13.0460-4971.2	604971	XXXX2	16,0	13.0460-5409.2	605409	21193	18,0	13.0460-5626.2	605626	21714	16,0
13.0460-4972.2	604972	23575	16,0	13.0460-5409.2	605409	21194	18,0	13.0460-5626.2	605626	21715	16,0
13.0460-4972.2	604972	23576	16,0	13.0460-5410.2	605410	21193	18,0	13.0460-5627.2	605627	21569	14,9
13.0460-4973.2	604973	23092	16,0	13.0460-5410.2	605410	21195	18,0	13.0460-5627.2	605627	21570	15,9
13.0460-4973.2	604973	23325	16,0	13.0460-5600.2	605600	24501	16,7	13.0460-5627.2	605627	23514	15,9
13.0460-4973.2	604973	XXXX2	16,0	13.0460-5600.2	605600	24502	16,7	13.0460-5628.2	605628	24331	13,8
13.0460-4973.2	604973	XXXX4	16,0	13.0460-5600.2	605600	24503	16,7	13.0460-5629.2	605629	24602	16,0
13.0460-4974.2	604974	21580	14,6	13.0460-5601.2	605601	24491	16,0	13.0460-5629.2	605629	24603	16,0
13.0460-4974.2	604974	23323	14,6	13.0460-5601.2	605601	24492	16,0	13.0460-5631.2	605631	24529	16,0
13.0460-4974.2	604974	XXXX2	14,6	13.0460-5601.2	605601	24493	16,0	13.0460-5631.2	605631	24530	16,0
13.0460-4974.2	604974	XXXX4	14,6	13.0460-5602.2	605602	24122	19,0	13.0460-5632.2	605632	23970	16,9
13.0460-4975.2	604975	29160	20,8	13.0460-5602.2	605602	24590	19,0	13.0460-5632.2	605632	23971	16,9
13.0460-4976.2	604976	23694	16,4	13.0460-5602.2	605602	24591	19,0	13.0460-5632.2	605632	23972	16,9
13.0460-4977.2	604977	23157	15,8	13.0460-5603.2	605603	24204	19,2	13.0460-5636.2	605636	24599	14,9
13.0460-4978.2	604978	23917	19,3	13.0460-5603.2	605603	24690	19,2	13.0460-5636.2	605636	24600	14,9
13.0460-4978.2	604978	23918	19,3	13.0460-5603.2	605603	24691	19,2	13.0460-5636.2	605636	24686	14,9
13.0460-4979.2	604979	23919	19,3	13.0460-5604.2	605604	24664	15,2	13.0460-5639.2	605639	24375	17,5
13.0460-4979.2	604979	23920	19,3	13.0460-5604.2	605604	24665	15,2	13.0460-5639.2	605639	24376	17,5
13.0460-4980.2	604980	23921	20,3	13.0460-5604.2	605604	24666	15,2	13.0460-5639.2	605639	24618	17,5
13.0460-4984.2	604984	23271	17,4	13.0460-5605.2	605605	24545	16,9	13.0460-5639.2	605639	24619	17,5
13.0460-4985.2	604985	21381	18,0	13.0460-5606.2	605606	24544	18,1	13.0460-5639.2	605639	24620	17,5
13.0460-4985.2	604985	23206	18,0	13.0460-5607.2	605607	24245	18,5	13.0460-5640.2	605640	21854	15,0
13.0460-4985.2	604985	23207	18,0	13.0460-5608.2	605608	24244	18,5	13.0460-5640.2	605640	21856	15,0
13.0460-4986.2	604986	21965	15,0	13.0460-5609.2	605609	24346	16,4	13.0460-5645.2	605645	25692	17,2
13.0460-4986.2	604986	21966	15,0	13.0460-5610.2	605610	24582	17,4	13.0460-5645.2	605645	25693	17,2
13.0460-4987.2	604987	23329	17,0	13.0460-5610.2	605610	24629	17,4	13.0460-5645.2	605645	25694	17,2
13.0460-4988.2	604988	21792	15,2	13.0460-5610.2	605610	24630	17,4	13.0460-5700.2	605700	23973	17,0
13.0460-4989.2	604989	29212	17,3	13.0460-5611.2	605611	24415	19,1	13.0460-5700.2	605700	24403	17,0
13.0460-4990.2	604990	23271	17,4	13.0460-5611.2	605611	24416	19,1	13.0460-5701.2	605701	20392	18,5
13.0460-4990.2	604990	23745	17,4	13.0460-5611.2	605611	24417	19,1	13.0460-5703.2	605703	21154	19,5
13.0460-4990.2	604990	XXXX3	17,4	13.0460-5612.2	605612	24412	19,0	13.0460-5703.2	605703	21155	19,5
13.0460-4990.2	604990	XXXX4	17,4	13.0460-5612.2	605612	24413	19,0	13.0460-5709.2	605709	24229	14,8
13.0460-4991.2	604991	23092	16,0	13.0460-5612.2	605612	24414	19,0	13.0460-5709.2	605709	24230	15,3
13.0460-4991.2	604991	24273	16,0	13.0460-5613.2	605613	23507	15,0	13.0460-5710.2	605710	23783	14,0
13.0460-4991.2	604991	24274	16,0	13.0460-5613.2	605613	23508	15,0	13.0460-5711.2	605711	23652	15,0
13.0460-4991.2	604991	XXXX2	16,0	13.0460-5613.2	605613	23509	15,0	13.0460-5711.2	605711	23653	15,0
13.0460-4992.2	604992	23692	16,6	13.0460-5614.2	605614	24601	18,0	13.0460-5711.2	605711	23736	15,0
13.0460-4993.2	604993	23693	16,6	13.0460-5616.2	605616	24567	16,0	13.0460-5712.2	605712	23450	17,5
13.0460-4994.2	604994	23945	16,5	13.0460-5617.2	605617	24451	15,6	13.0460-5712.2	605712	23451	17,5
13.0460-4995.2	604995	23575	15,6	13.0460-5618.2	605618	24386	17,9	13.0460-5713.2	605713	21650	15,5
13.0460-4995.2	604995	23576	15,6	13.0460-5618.2	605618	24394	17,9	13.0460-5714.2	605714	23720	17,5
13.0460-4995.2	604995	XXXX2	15,6	13.0460-5618.2	605618	24395	17,9	13.0460-5714.2	605714	24213	17,5
13.0460-4995.2	604995	XXXX4	15,6	13.0460-5619.2	605619	24653	17,3	13.0460-5714.2	605714	24214	17,5
13.0460-4996.2	604996	29123	20,3	13.0460-5620.2	605620	24979	15,9	13.0460-5716.2	605716	21561	17,0
13.0460-4997.2	604997	23943	17,5	13.0460-5620.2	605620	24980	15,9	13.0460-5716.2	605716	21562	17,0
13.0460-4997.2	604997	23944	17,5	13.0460-5620.2	605620	24981	15,9	13.0460-5717.2	605717	23502	16,0
13.0460-4998.2	604998	23478	16,5	13.0460-5621.2	605621	24423	14,6	13.0460-5717.2	605717	23503	16,0
13.0460-4999.2	604999	23330	17,0	13.0460-5622.2	605622	23726	16,5	13.0460-5717.2	605717	23504	16,0
13.0460-5029.2	605029	20126	15,0	13.0460-5622.2	605622	23727	16,5	13.0460-5718.2	605718	23081	18,0
13.0460-5030.2	605030	20323	16,5	13.0460-5622.2	605622	23728	16,5	13.0460-5718.2	605718	23082	18,0
13.0460-5032.2	605032	20588	16,5	13.0460-5623.2	605623	23673	15,9	13.0460-5718.2	605718	23083	18,0
13.0460-5038.2	605038	20997	16,5	13.0460-5623.2	605623	23674	15,9	13.0460-5720.2	605720	20708	14,5
13.0460-5038.2	605038	20998	16,5	13.0460-5623.2	605623	23675	15,9	13.0460-5722.2	605722	21468	15,5
13.0460-5403.2	605403	21211	18,0	13.0460-5625.2	605625	21319	14,9	13.0460-5725.2	605725	23649	17,2
13.0460-5403.2	605403	21212	18,0	13.0460-5625.2	605625	21320	14,9	13.0460-5725.2	605725	23650	17,2
13.0460-5405.2	605405	21643	17,8	13.0460-5625.2	605625	21321	14,9	13.0460-5725.2	605725	23651	17,2

Vergleichsliste ATE → WVA

Cross reference list ATE → WVA - Tabella di conversione codici ATE → WVA

Liste des correspondances ATE → WVA - Lista referencias ATE → WVA



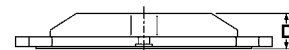
	WVA	D		WVA	D		WVA	D			
13.0460-5727.2	605727	23160	17,3	13.0460-5766.2	605766	24337	17,5	13.0460-5791.2	605791	24219	17,5
13.0460-5727.2	605727	23164	17,3	13.0460-5767.2	605767	24336	17,5	13.0460-5791.2	605791	24220	17,5
13.0460-5731.2	605731	21738	13,5	13.0460-5768.2	605768	24347	17,5	13.0460-5792.2	605792	23536	17,6
13.0460-5731.2	605731	23343	13,5	13.0460-5769.2	605769	24610	15,0	13.0460-5792.2	605792	23537	17,6
13.0460-5731.2	605731	23344	13,5	13.0460-5769.2	605769	24611	15,0	13.0460-5792.2	605792	23538	17,6
13.0460-5732.2	605732	24029	12,5	13.0460-5769.2	605769	24612	15,0	13.0460-5793.2	605793	24372	17,3
13.0460-5732.2	605732	24030	12,5	13.0460-5770.2	605770	23983	17,0	13.0460-5794.2	605794	24283	15,5
13.0460-5734.2	605734	23967	15,1	13.0460-5771.2	605771	24599	14,9	13.0460-5794.2	605794	24284	15,5
13.0460-5735.2	605735	24014	16,0	13.0460-5771.2	605771	24600	14,9	13.0460-5794.2	605794	24285	15,5
13.0460-5735.2	605735	24015	16,0	13.0460-5771.2	605771	24686	14,9	13.0460-5795.2	605795	24353	16,0
13.0460-5736.2	605736	24215	15,7	13.0460-5772.2	605772	24092	17,1	13.0460-5795.2	605795	24672	16,0
13.0460-5736.2	605736	24216	15,7	13.0460-5772.2	605772	24178	17,1	13.0460-5797.2	605797	24222	16,9
13.0460-5736.2	605736	24217	15,7	13.0460-5772.2	605772	24179	17,1	13.0460-5797.2	605797	24223	16,9
13.0460-5738.2	605738	23702	15,1	13.0460-5773.2	605773	23993	15,5	13.0460-5797.2	605797	24224	16,9
13.0460-5739.2	605739	24071	14,6	13.0460-5773.2	605773	23997	15,5	13.0460-5797.2	605797	24225	16,9
13.0460-5742.2	605742	23966	17,7	13.0460-5773.2	605773	24058	15,5	13.0460-5799.2	605799	24597	17,6
13.0460-5742.2	605742	23987	17,7	13.0460-5774.2	605774	24830	16,1	13.0460-5799.2	605799	24598	17,6
13.0460-5742.2	605742	23988	17,7	13.0460-5774.2	605774	24831	16,1	13.0460-5799.2	605799	24609	17,6
13.0460-5743.2	605743	23928	17,3	13.0460-5775.2	605775	24276	14,8	13.0460-5800.2	605800	23340	17,0
13.0460-5744.2	605744	21947	15,4	13.0460-5775.2	605775	24479	14,8	13.0460-5800.2	605800	23341	17,0
13.0460-5745.2	605745	21775	15,0	13.0460-5775.2	605775	24480	14,8	13.0460-5800.2	605800	23342	17,0
13.0460-5745.2	605745	21776	15,0	13.0460-5776.2	605776	24275	16,5	13.0460-5801.2	605801	23973	17,4
13.0460-5746.2	605746	23524	17,4	13.0460-5776.2	605776	24410	16,5	13.0460-5802.2	605802	23490	15,4
13.0460-5746.2	605746	23525	17,4	13.0460-5776.2	605776	24411	16,5	13.0460-5803.2	605803	23238	16,0
13.0460-5747.2	605747	24024	17,0	13.0460-5777.2	605777	24351	16,3	13.0460-5803.2	605803	23239	16,0
13.0460-5747.2	605747	24025	17,0	13.0460-5777.2	605777	24568	16,3	13.0460-5803.2	605803	23240	16,0
13.0460-5747.2	605747	24026	17,0	13.0460-5777.2	605777	24569	16,3	13.0460-5804.2	605804	24045	13,7
13.0460-5748.2	605748	23429	15,5	13.0460-5778.2	605778	23698	16,8	13.0460-5806.2	605806	20002	15,0
13.0460-5749.2	605749	23539	17,3	13.0460-5778.2	605778	23699	16,8	13.0460-5806.2	605806	20191	15,0
13.0460-5750.2	605750	23734	16,8	13.0460-5779.2	605779	24317	17,6	13.0460-5806.2	605806	20192	15,0
13.0460-5751.2	605751	23502	16,0	13.0460-5779.2	605779	24318	17,6	13.0460-5807.2	605807	23093	16,6
13.0460-5751.2	605751	23503	16,0	13.0460-5779.2	605779	24319	17,6	13.0460-5807.2	605807	23463	16,6
13.0460-5751.2	605751	23504	16,0	13.0460-5780.2	605780	24320	15,3	13.0460-5808.2	605808	21716	16,0
13.0460-5752.2	605752	24632	17,0	13.0460-5780.2	605780	24321	15,3	13.0460-5808.2	605808	21717	16,0
13.0460-5753.2	605753	24638	20,0	13.0460-5780.2	605780	24322	15,3	13.0460-5808.2	605808	21718	16,0
13.0460-5753.2	605753	24639	19,3	13.0460-5782.2	605782	24488	14,9	13.0460-5809.2	605809	21975	18,2
13.0460-5753.2	605753	24640	19,3	13.0460-5782.2	605782	24489	14,9	13.0460-5809.2	605809	21976	18,2
13.0460-5754.2	605754	24635	16,6	13.0460-5782.2	605782	24490	14,9	13.0460-5809.2	605809	21977	18,2
13.0460-5754.2	605754	24636	16,6	13.0460-5783.2	605783	24227	16,7	13.0460-5810.2	605810	23510	16,5
13.0460-5754.2	605754	24637	16,9	13.0460-5783.2	605783	24228	16,7	13.0460-5810.2	605810	23511	16,5
13.0460-5755.2	605755	23178	16,6	13.0460-5784.2	605784	24240	16,6	13.0460-5810.2	605810	23512	16,5
13.0460-5755.2	605755	23530	16,6	13.0460-5784.2	605784	24242	16,6	13.0460-5811.2	605811	23348	16,5
13.0460-5755.2	605755	23531	16,6	13.0460-5784.2	605784	24243	16,6	13.0460-5811.2	605811	23349	16,5
13.0460-5756.2	605756	24087	17,4	13.0460-5785.2	605785	24510	17,0	13.0460-5811.2	605811	23350	16,5
13.0460-5756.2	605756	24405	17,4	13.0460-5785.2	605785	24511	17,0	13.0460-5812.2	605812	23521	14,0
13.0460-5756.2	605756	24406	17,4	13.0460-5785.2	605785	24512	17,0	13.0460-5812.2	605812	23522	14,0
13.0460-5757.2	605757	24086	15,8	13.0460-5787.2	605787	23865	17,6	13.0460-5812.2	605812	23523	14,0
13.0460-5757.2	605757	24518	15,8	13.0460-5787.2	605787	23867	17,6	13.0460-5813.2	605813	23480	19,3
13.0460-5757.2	605757	24519	15,8	13.0460-5788.2	605788	24498	14,7	13.0460-5813.2	605813	23481	19,3
13.0460-5760.2	605760	23584	16,4	13.0460-5788.2	605788	24499	14,7	13.0460-5813.2	605813	23768	19,3
13.0460-5761.2	605761	24297	14,4	13.0460-5788.2	605788	24500	14,7	13.0460-5814.2	605814	23620	16,4
13.0460-5762.2	605762	24298	14,0	13.0460-5789.2	605789	20325	17,2	13.0460-5814.2	605814	23621	16,4
13.0460-5762.2	605762	24299	14,0	13.0460-5789.2	605789	24396	17,2	13.0460-5814.2	605814	23622	16,4
13.0460-5763.2	605763	21730	14,0	13.0460-5790.2	605790	24323	15,5	13.0460-5815.2	605815	23766	17,8
13.0460-5763.2	605763	21730	14,9	13.0460-5790.2	605790	24324	15,5	13.0460-5815.2	605815	23818	17,8
13.0460-5764.2	605764	24350	17,3	13.0460-5790.2	605790	24325	15,5	13.0460-5815.2	605815	23819	17,8
13.0460-5765.2	605765	24338	15,5	13.0460-5791.2	605791	24218	17,5	13.0460-5816.2	605816	21243	14,0






Vergleichsliste ATE → WVA

Cross reference list ATE → WVA - Tabella di conversione codici ATE → WVA

Liste des correspondances ATE → WVA - Lista referencias ATE → WVA






	WVA	D		WVA	D		WVA	D			
13.0460-5817.2	605817	23526	17,5	13.0460-5843.2	605843	XXXX3	14,3	13.0460-5869.2	605869	24020	14,9
13.0460-5818.2	605818	21497	18,0	13.0460-5844.2	605844	23996	17,5	13.0460-5871.2	605871	23455	13,7
13.0460-5818.2	605818	21498	18,0	13.0460-5844.2	605844	23998	17,5	13.0460-5871.2	605871	23456	13,7
13.0460-5818.2	605818	21499	18,0	13.0460-5844.2	605844	24009	17,5	13.0460-5871.2	605871	23457	13,7
13.0460-5819.2	605819	23816	16,0	13.0460-5845.2	605845	21961	15,5	13.0460-5872.2	605872	21012	15,0
13.0460-5820.2	605820	21694	16,3	13.0460-5846.2	605846	23836	17,0	13.0460-5872.2	605872	21773	15,0
13.0460-5820.2	605820	21695	16,3	13.0460-5847.2	605847	23646	16,5	13.0460-5872.2	605872	21774	15,0
13.0460-5820.2	605820	21696	16,3	13.0460-5847.2	605847	23647	16,5	13.0460-5873.2	605873	23891	16,9
13.0460-5821.2	605821	24046	18,6	13.0460-5847.2	605847	23648	16,5	13.0460-5873.2	605873	23892	16,9
13.0460-5821.2	605821	24047	18,6	13.0460-5848.2	605848	23585	17,4	13.0460-5873.2	605873	23893	16,9
13.0460-5821.2	605821	24048	18,6	13.0460-5848.2	605848	23586	17,4	13.0460-5874.2	605874	21553	14,0
13.0460-5822.2	605822	24246	16,8	13.0460-5849.2	605849	23656	14,0	13.0460-5874.2	605874	21554	14,0
13.0460-5822.2	605822	24248	16,8	13.0460-5849.2	605849	23657	14,0	13.0460-5874.2	605874	21555	14,0
13.0460-5822.2	605822	24249	16,8	13.0460-5849.2	605849	23658	14,0	13.0460-5875.2	605875	24031	17,0
13.0460-5824.2	605824	20008	13,0	13.0460-5850.2	605850	21703	15,0	13.0460-5875.2	605875	24032	17,0
13.0460-5825.2	605825	23094	16,5	13.0460-5850.2	605850	21704	15,0	13.0460-5875.2	605875	24033	17,0
13.0460-5825.2	605825	23563	16,5	13.0460-5850.2	605850	21705	15,0	13.0460-5876.2	605876	24369	17,2
13.0460-5825.2	605825	23564	16,5	13.0460-5851.2	605851	21915	17,2	13.0460-5876.2	605876	24373	17,2
13.0460-5826.2	605826	21872	14,5	13.0460-5851.2	605851	23558	17,2	13.0460-5876.2	605876	24374	17,2
13.0460-5826.2	605826	21873	14,5	13.0460-5851.2	605851	23559	17,2	13.0460-5877.2	605877	24042	16,3
13.0460-5826.2	605826	21874	14,5	13.0460-5851.2	605851	23560	17,2	13.0460-5878.2	605878	23729	16,2
13.0460-5827.2	605827	23527	14,5	13.0460-5852.2	605852	23497	15,0	13.0460-5878.2	605878	24054	16,2
13.0460-5829.2	605829	24277	16,0	13.0460-5852.2	605852	23498	14,8	13.0460-5878.2	605878	24055	16,2
13.0460-5829.2	605829	24397	16,0	13.0460-5853.2	605853	23488	15,4	13.0460-5879.2	605879	23611	18,8
13.0460-5829.2	605829	24398	16,0	13.0460-5854.2	605854	23487	15,5	13.0460-5879.2	605879	24132	18,8
13.0460-5830.2	605830	23158	17,5	13.0460-5855.2	605855	23582	16,0	13.0460-5880.2	605880	23184	14,8
13.0460-5831.2	605831	23777	16,0	13.0460-5855.2	605855	23583	16,0	13.0460-5880.2	605880	23185	14,8
13.0460-5831.2	605831	23778	17,0	13.0460-5856.2	605856	24039	14,4	13.0460-5880.2	605880	23672	14,8
13.0460-5831.2	605831	23779	17,0	13.0460-5856.2	605856	24040	14,4	13.0460-5881.2	605881	21099	17,0
13.0460-5832.2	605832	23569	16,5	13.0460-5856.2	605856	24041	14,4	13.0460-5882.2	605882	23703	17,9
13.0460-5832.2	605832	23570	16,5	13.0460-5857.2	605857	23314	15,0	13.0460-5884.2	605884	23515	15,8
13.0460-5832.2	605832	23571	16,5	13.0460-5859.2	605859	23234	16,9	13.0460-5885.2	605885	23518	17,0
13.0460-5833.2	605833	23543	14,4	13.0460-5859.2	605859	23235	16,9	13.0460-5885.2	605885	23519	17,0
13.0460-5833.2	605833	23544	14,4	13.0460-5859.2	605859	23236	16,9	13.0460-5885.2	605885	23520	17,0
13.0460-5833.2	605833	23545	14,4	13.0460-5860.2	605860	23868	17,1	13.0460-5886.2	605886	24059	16,7
13.0460-5834.2	605834	23354	13,0	13.0460-5860.2	605860	23869	17,1	13.0460-5886.2	605886	24060	16,7
13.0460-5835.2	605835	20076	15,5	13.0460-5860.2	605860	23870	17,1	13.0460-5886.2	605886	24061	16,7
13.0460-5835.2	605835	20077	15,5	13.0460-5861.2	605861	23097	16,6	13.0460-5887.2	605887	23507	15,2
13.0460-5835.2	605835	XXXX1	15,5	13.0460-5861.2	605861	23528	16,6	13.0460-5887.2	605887	23508	15,2
13.0460-5836.2	605836	23662	15,0	13.0460-5861.2	605861	23529	16,6	13.0460-5887.2	605887	23509	15,2
13.0460-5837.2	605837	23296	14,5	13.0460-5862.2	605862	21688	15,3	13.0460-5888.2	605888	23817	16,6
13.0460-5837.2	605837	23297	14,5	13.0460-5863.2	605863	23234	16,8	13.0460-5888.2	605888	24034	16,6
13.0460-5837.2	605837	23298	14,5	13.0460-5863.2	605863	23235	16,8	13.0460-5888.2	605888	24035	16,6
13.0460-5837.2	605837	23299	14,5	13.0460-5863.2	605863	23236	16,8	13.0460-5889.2	605889	21650	15,0
13.0460-5838.2	605838	23400	15,5	13.0460-5864.2	605864	21907	15,5	13.0460-5890.2	605890	23290	15,5
13.0460-5839.2	605839	23795	15,0	13.0460-5864.2	605864	21908	15,5	13.0460-5891.2	605891	23513	17,0
13.0460-5839.2	605839	23796	15,0	13.0460-5864.2	605864	21909	15,5	13.0460-5892.2	605892	21689	15,5
13.0460-5839.2	605839	23797	15,0	13.0460-5865.2	605865	23387	12,6	13.0460-5893.2	605893	21777	14,7
13.0460-5840.2	605840	21833	15,0	13.0460-5865.2	605865	23388	12,6	13.0460-5893.2	605893	21778	14,7
13.0460-5840.2	605840	21834	15,0	13.0460-5865.2	605865	23389	12,6	13.0460-5893.2	605893	21779	14,7
13.0460-5840.2	605840	XXXX3	15,0	13.0460-5866.2	605866	23876	12,4	13.0460-5894.2	605894	23759	17,0
13.0460-5841.2	605841	23023	14,8	13.0460-5866.2	605866	23878	12,4	13.0460-5895.2	605895	23780	16,7
13.0460-5841.2	605841	23024	14,8	13.0460-5867.2	605867	23863	14,3	13.0460-5896.2	605896	23442	15,3
13.0460-5841.2	605841	23025	14,8	13.0460-5868.2	605868	23873	15,8	13.0460-5896.2	605896	23443	15,3
13.0460-5842.2	605842	23420	16,5	13.0460-5868.2	605868	23874	15,8	13.0460-5896.2	605896	23444	15,3
13.0460-5843.2	605843	23871	14,3	13.0460-5868.2	605868	23875	15,8	13.0460-5897.2	605897	21822	17,5
13.0460-5843.2	605843	23872	14,3	13.0460-5869.2	605869	24013	14,9	13.0460-5897.2	605897	21823	17,5

Vergleichsliste ATE → WVA

Cross reference list ATE → WVA - Tabella di conversione codici ATE → WVA

Liste des correspondances ATE → WVA - Lista referencias ATE → WVA



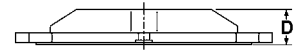
	WVA	D		WVA	D		WVA	D			
13.0460-5897.2	605897	21824	17,5	13.0460-5946.2	605946	20699	15,0	13.0460-5981.2	605981	21841	14,4
13.0460-5897.2	605897	21825	17,5	13.0460-5947.2	605947	20955	15,5	13.0460-5981.2	605981	21842	14,4
13.0460-5898.2	605898	21952	15,0	13.0460-5948.2	605948	21126	15,0	13.0460-5982.2	605982	21651	17,5
13.0460-5898.2	605898	21953	15,0	13.0460-5949.2	605949	21280	16,0	13.0460-5982.2	605982	21652	17,5
13.0460-5898.2	605898	21954	15,0	13.0460-5950.2	605950	21546	16,7	13.0460-5982.2	605982	21653	17,5
13.0460-5899.2	605899	23974	16,9	13.0460-5951.2	605951	21601	17,5	13.0460-5983.2	605983	21713	16,5
13.0460-5916.2	605916	20731	15,3	13.0460-5951.2	605951	21602	17,5	13.0460-5984.2	605984	21734	16,0
13.0460-5917.2	605917	20895	15,0	13.0460-5951.2	605951	21603	17,5	13.0460-5985.2	605985	21333	15,0
13.0460-5918.2	605918	20099	15,0	13.0460-5952.2	605952	21647	16,0	13.0460-5985.2	605985	21334	15,0
13.0460-5918.2	605918	20104	15,0	13.0460-5952.2	605952	21648	16,0	13.0460-5985.2	605985	21335	15,0
13.0460-5918.2	605918	20108	15,0	13.0460-5952.2	605952	21649	16,0	13.0460-5986.2	605986	21545	14,9
13.0460-5919.2	605919	20193	15,0	13.0460-5953.2	605953	21650	15,0	13.0460-5987.2	605987	23080	15,0
13.0460-5919.2	605919	20194	15,0	13.0460-5954.2	605954	21754	15,8	13.0460-5988.2	605988	23004	15,9
13.0460-5919.2	605919	20959	15,0	13.0460-5954.2	605954	21755	15,8	13.0460-5988.2	605988	23005	15,9
13.0460-5920.2	605920	21322	15,0	13.0460-5954.2	605954	21756	15,8	13.0460-5988.2	605988	23006	15,9
13.0460-5920.2	605920	21323	15,0	13.0460-5955.2	605955	21879	18,6	13.0460-5989.2	605989	23454	14,9
13.0460-5920.2	605920	21324	15,0	13.0460-5955.2	605955	21880	18,6	13.0460-5991.2	605991	20112	18,0
13.0460-5923.2	605923	23384	18,3	13.0460-5955.2	605955	21881	18,6	13.0460-5991.2	605991	20113	18,0
13.0460-5923.2	605923	23385	18,3	13.0460-5956.2	605956	21626	15,0	13.0460-5992.2	605992	21679	15,0
13.0460-5924.2	605924	21832	14,9	13.0460-5957.2	605957	21347	17,0	13.0460-5992.2	605992	21680	15,0
13.0460-5926.2	605926	21845	16,5	13.0460-5957.2	605957	21348	17,0	13.0460-5992.2	605992	21681	15,0
13.0460-5926.2	605926	21846	16,5	13.0460-5957.2	605957	21349	17,0	13.0460-5993.2	605993	23237	14,5
13.0460-5926.2	605926	21847	16,5	13.0460-5958.2	605958	21363	15,8	13.0460-5994.2	605994	23234	16,8
13.0460-5927.2	605927	21875	16,0	13.0460-5958.2	605958	21768	15,8	13.0460-5995.2	605995	21558	13,0
13.0460-5927.2	605927	21876	16,0	13.0460-5958.2	605958	21769	15,8	13.0460-5996.2	605996	23241	16,1
13.0460-5927.2	605927	21877	16,0	13.0460-5959.2	605959	21481	15,5	13.0460-5998.2	605998	21312	12,8
13.0460-5929.2	605929	21719	15,0	13.0460-5960.2	605960	20863	16,5	13.0460-5998.2	605998	21313	12,8
13.0460-5929.2	605929	21720	15,0	13.0460-5961.2	605961	21252	15,0	13.0460-5998.2	605998	21314	12,8
13.0460-5929.2	605929	21721	15,0	13.0460-5961.2	605961	21253	15,0	13.0460-5999.2	605999	20895	15,0
13.0460-5932.2	605932	21378	15,0	13.0460-5962.2	605962	20957	16,0	13.0460-5999.2	605999	21127	15,0
13.0460-5932.2	605932	21379	16,0	13.0460-5963.2	605963	20958	16,0	13.0460-6015.2	606015	29835	22,0
13.0460-5932.2	605932	21380	16,0	13.0460-5966.2	605966	21142	15,0	13.0460-6027.2	606027	20011	15,0
13.0460-5933.2	605933	21725	16,8	13.0460-5967.2	605967	21500	15,0	13.0460-6028.2	606028	20011	18,5
13.0460-5933.2	605933	21726	16,8	13.0460-5967.2	605967	21501	15,0	13.0460-6031.2	606031	29581	15,0
13.0460-5933.2	605933	21727	16,8	13.0460-5967.2	605967	21502	15,0	13.0460-6033.2	606033	20968	20,3
13.0460-5934.2	605934	21041	15,0	13.0460-5968.2	605968	21369	15,5	13.0460-6033.2	606033	21064	20,3
13.0460-5934.2	605934	21168	15,0	13.0460-5968.2	605968	21780	15,5	13.0460-6036.2	606036	21304	18,5
13.0460-5935.2	605935	20852	15,5	13.0460-5968.2	605968	21781	15,5	13.0460-6909.2	606909	20576	15,5
13.0460-5936.2	605936	21012	15,0	13.0460-5969.2	605969	21948	13,5	13.0460-6910.2	606910	20364	15,0
13.0460-5937.2	605937	21119	17,0	13.0460-5969.2	605969	21949	13,5	13.0460-6910.2	606910	20365	15,0
13.0460-5937.2	605937	21130	17,0	13.0460-5970.2	605970	21355	13,5	13.0460-6911.2	606911	20359	18,0
13.0460-5937.2	605937	21229	17,0	13.0460-5970.2	605970	21356	13,5	13.0460-6914.2	606914	20038	14,0
13.0460-5938.2	605938	21158	15,5	13.0460-5970.2	605970	21357	13,5	13.0460-6916.2	606916	21459	18,5
13.0460-5940.2	605940	21373	16,0	13.0460-5972.2	605972	21559	11,5	13.0460-6916.2	606916	21897	18,5
13.0460-5940.2	605940	21374	16,0	13.0460-5973.2	605973	21766	13,5	13.0460-6917.2	606917	21237	15,5
13.0460-5940.2	605940	21375	16,0	13.0460-5974.2	605974	21539	15,0	13.0460-6917.2	606917	21238	15,5
13.0460-5941.2	605941	21657	16,4	13.0460-5974.2	605974	21540	15,0	13.0460-6917.2	606917	21514	15,5
13.0460-5941.2	605941	21658	16,4	13.0460-5974.2	605974	21541	15,0	13.0460-6922.2	606922	21459	17,5
13.0460-5941.2	605941	21659	16,4	13.0460-5976.2	605976	20870	15,0	13.0460-6923.2	606923	23471	14,5
13.0460-5942.2	605942	21543	16,5	13.0460-5978.2	605978	21495	17,0	13.0460-6923.2	606923	XXXX2	14,5
13.0460-5942.2	605942	21544	16,5	13.0460-5978.2	605978	21496	17,0	13.0460-6924.2	606924	23471	17,5
13.0460-5943.2	605943	21697	15,0	13.0460-5978.2	605978	21503	17,0	13.0460-6924.2	606924	XXXX2	17,5
13.0460-5943.2	605943	21698	15,0	13.0460-5979.2	605979	21552	14,5	13.0460-6925.2	606925	21519	17,8
13.0460-5943.2	605943	21699	15,0	13.0460-5980.2	605980	21706	15,5	13.0460-6926.2	606926	20359	19,2
13.0460-5944.2	605944	21654	15,0	13.0460-5980.2	605980	21707	15,5	13.0460-6926.2	606926	21160	19,2
13.0460-5944.2	605944	21655	15,0	13.0460-5980.2	605980	21708	15,5	13.0460-7005.2	607005	20857	17,5
13.0460-5944.2	605944	21656	15,0	13.0460-5981.2	605981	21840	14,4	13.0460-7005.2	607005	20858	17,5






Vergleichsliste ATE → WVA

Cross reference list ATE → WVA - Tabella di conversione codici ATE → WVA

Liste des correspondances ATE → WVA - Lista referencias ATE → WVA






	WVA	D		WVA	D		WVA	D
13.0460-7027.2	607027	20640 17,5	13.0460-7071.2	607071	20753 17,5	13.0460-7113.2	607113	XXXX3 18,0
13.0460-7027.2	607027	20783 17,5	13.0460-7072.2	607072	21866 19,7	13.0460-7114.2	607114	21930 17,9
13.0460-7030.2	607030	20889 17,3	13.0460-7072.2	607072	21868 19,7	13.0460-7114.2	607114	23181 17,9
13.0460-7032.2	607032	20887 19,7	13.0460-7073.2	607073	21202 16,9	13.0460-7115.2	607115	23063 17,5
13.0460-7032.2	607032	20888 19,7	13.0460-7073.2	607073	21203 16,9	13.0460-7115.2	607115	23064 17,5
13.0460-7033.2	607033	20887 15,3	13.0460-7076.2	607076	21848 19,8	13.0460-7115.2	607115	23065 17,5
13.0460-7033.2	607033	20888 15,3	13.0460-7076.2	607076	21849 20,3	13.0460-7115.2	607115	23066 18,5
13.0460-7036.2	607036	20675 16,5	13.0460-7077.2	607077	20676 19,8	13.0460-7115.2	607115	23067 18,5
13.0460-7036.2	607036	20756 16,5	13.0460-7077.2	607077	21624 20,3	13.0460-7116.2	607116	23057 20,2
13.0460-7040.2	607040	20907 18,0	13.0460-7077.2	607077	21646 20,3	13.0460-7116.2	607116	23058 19,6
13.0460-7040.2	607040	20908 18,0	13.0460-7078.2	607078	21486 19,3	13.0460-7116.2	607116	23059 19,6
13.0460-7041.2	607041	20907 18,0	13.0460-7078.2	607078	21642 19,3	13.0460-7116.2	607116	XXXX2 20,2
13.0460-7041.2	607041	20909 18,0	13.0460-7079.2	607079	21282 17,3	13.0460-7117.2	607117	23130 19,6
13.0460-7042.2	607042	20491 15,0	13.0460-7079.2	607079	21487 17,3	13.0460-7117.2	607117	23131 19,6
13.0460-7046.2	607046	20629 20,3	13.0460-7080.2	607080	21411 17,5	13.0460-7117.2	607117	23187 19,6
13.0460-7046.2	607046	20757 20,3	13.0460-7080.2	607080	21413 18,3	13.0460-7121.2	607121	23154 19,4
13.0460-7047.2	607047	20675 16,5	13.0460-7081.2	607081	20676 19,8	13.0460-7121.2	607121	23155 19,4
13.0460-7047.2	607047	20756 16,5	13.0460-7081.2	607081	21911 20,3	13.0460-7122.2	607122	20676 19,8
13.0460-7048.2	607048	20939 15,8	13.0460-7083.2	607083	21621 17,3	13.0460-7122.2	607122	21911 20,3
13.0460-7050.2	607050	20676 19,5	13.0460-7083.2	607083	21622 17,3	13.0460-7122.2	607122	23392 20,3
13.0460-7050.2	607050	20678 19,5	13.0460-7084.2	607084	21592 18,8	13.0460-7123.2	607123	23034 18,8
13.0460-7051.2	607051	20547 16,5	13.0460-7084.2	607084	21593 18,8	13.0460-7123.2	607123	23036 19,4
13.0460-7051.2	607051	21353 16,5	13.0460-7085.2	607085	21278 16,9	13.0460-7123.2	607123	XXXX3 19,4
13.0460-7052.2	607052	21190 17,5	13.0460-7085.2	607085	21904 16,9	13.0460-7124.2	607124	21883 19,8
13.0460-7052.2	607052	21201 17,5	13.0460-7086.2	607086	21664 19,8	13.0460-7124.2	607124	21885 20,4
13.0460-7053.2	607053	21273 19,5	13.0460-7086.2	607086	21795 19,8	13.0460-7124.2	607124	23163 20,4
13.0460-7053.2	607053	21274 19,5	13.0460-7087.2	607087	21670 19,4	13.0460-7125.2	607125	21930 17,9
13.0460-7055.2	607055	20944 14,8	13.0460-7087.2	607087	21794 19,4	13.0460-7125.2	607125	21931 17,9
13.0460-7055.2	607055	21063 14,8	13.0460-7088.2	607088	21430 17,3	13.0460-7126.2	607126	20907 18,1
13.0460-7055.2	607055	21098 14,8	13.0460-7088.2	607088	21827 17,3	13.0460-7126.2	607126	23552 18,1
13.0460-7056.2	607056	21396 17,5	13.0460-7089.2	607089	21676 20,3	13.0460-7127.2	607127	23218 18,0
13.0460-7056.2	607056	21582 17,5	13.0460-7089.2	607089	21677 20,3	13.0460-7127.2	607127	23219 18,0
13.0460-7057.2	607057	21394 17,5	13.0460-7090.2	607090	21691 17,3	13.0460-7127.2	607127	XXXX3 18,0
13.0460-7057.2	607057	21396 17,5	13.0460-7090.2	607090	21891 17,3	13.0460-7128.2	607128	23218 18,0
13.0460-7058.2	607058	21430 17,3	13.0460-7091.2	607091	21829 20,3	13.0460-7128.2	607128	23220 18,0
13.0460-7058.2	607058	21432 17,3	13.0460-7091.2	607091	23115 19,8	13.0460-7128.2	607128	XXXX3 18,0
13.0460-7059.2	607059	20887 17,3	13.0460-7100.2	607100	21866 17,2	13.0460-7129.2	607129	20907 18,1
13.0460-7059.2	607059	20888 17,3	13.0460-7100.2	607100	21868 17,2	13.0460-7129.2	607129	23229 18,1
13.0460-7060.2	607060	21396 17,5	13.0460-7101.2	607101	21866 15,3	13.0460-7131.2	607131	XXXX1 18,0
13.0460-7060.2	607060	21638 17,5	13.0460-7101.2	607101	21868 15,3	13.0460-7131.2	607131	XXXX2 18,0
13.0460-7061.2	607061	21275 17,0	13.0460-7102.2	607102	21883 19,8	13.0460-7131.2	607131	XXXX3 18,0
13.0460-7061.2	607061	21276 17,0	13.0460-7102.2	607102	21885 20,4	13.0460-7132.2	607132	23218 18,0
13.0460-7063.2	607063	21193 18,0	13.0460-7105.2	607105	23140 19,4	13.0460-7132.2	607132	23775 18,0
13.0460-7063.2	607063	21962 18,0	13.0460-7105.2	607105	23141 19,4	13.0460-7132.2	607132	XXXX3 18,0
13.0460-7064.2	607064	21930 17,9	13.0460-7107.2	607107	21278 16,4	13.0460-7133.2	607133	21927 17,9
13.0460-7064.2	607064	21931 17,9	13.0460-7108.2	607108	20907 18,1	13.0460-7133.2	607133	21928 17,9
13.0460-7064.2	607064	21932 17,9	13.0460-7108.2	607108	23228 18,1	13.0460-7134.2	607134	21278 16,4
13.0460-7065.2	607065	21927 17,9	13.0460-7110.2	607110	20676 19,8	13.0460-7135.2	607135	23076 17,5
13.0460-7065.2	607065	21928 17,9	13.0460-7110.2	607110	23018 20,3	13.0460-7135.2	607135	23077 17,5
13.0460-7065.2	607065	21929 17,9	13.0460-7110.2	607110	23019 20,3	13.0460-7137.2	607137	23482 15,8
13.0460-7067.2	607067	21927 17,9	13.0460-7111.2	607111	23130 19,6	13.0460-7137.2	607137	23483 15,8
13.0460-7067.2	607067	21929 17,9	13.0460-7111.2	607111	23131 19,6	13.0460-7138.2	607138	20968 17,5
13.0460-7068.2	607068	21930 17,9	13.0460-7112.2	607112	21637 19,3	13.0460-7138.2	607138	23126 17,5
13.0460-7068.2	607068	21932 17,9	13.0460-7112.2	607112	23222 19,3	13.0460-7139.2	607139	23140 19,4
13.0460-7069.2	607069	21636 19,3	13.0460-7112.2	607112	XXXX3 19,3	13.0460-7139.2	607139	23141 19,4
13.0460-7069.2	607069	21637 19,3	13.0460-7113.2	607113	23218 18,0	13.0460-7139.2	607139	24095 19,4
13.0460-7071.2	607071	20640 17,5	13.0460-7113.2	607113	23220 18,0	13.0460-7140.2	607140	21637 19,3

Vergleichsliste ATE → WVA

Cross reference list ATE → WVA - Tabella di conversione codici ATE → WVA

Liste des correspondances ATE → WVA - Lista referencias ATE → WVA



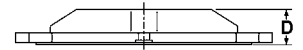
	WVA	D		WVA	D		WVA	D
13.0460-7140.2	607140	21641 19,3	13.0460-7170.2	607170	23449 20,8	13.0460-7196.2	607196	21577 20,7
13.0460-7140.2	607140	23289 19,3	13.0460-7171.2	607171	23334 16,7	13.0460-7199.2	607199	23404 20,6
13.0460-7141.2	607141	20907 18,1	13.0460-7171.2	607171	23335 16,7	13.0460-7199.2	607199	23405 20,1
13.0460-7141.2	607141	23842 18,1	13.0460-7172.2	607172	23378 20,1	13.0460-7199.2	607199	XXXX2 20,6
13.0460-7142.2	607142	23202 18,7	13.0460-7172.2	607172	23379 20,1	13.0460-7200.2	607200	23801 20,3
13.0460-7142.2	607142	23604 18,7	13.0460-7172.2	607172	23402 20,1	13.0460-7200.2	607200	23912 20,3
13.0460-7143.2	607143	21848 19,8	13.0460-7172.2	607172	23403 20,1	13.0460-7200.2	607200	23913 20,3
13.0460-7143.2	607143	21849 20,3	13.0460-7173.2	607173	21829 20,3	13.0460-7201.2	607201	23763 20,3
13.0460-7143.2	607143	23324 20,3	13.0460-7173.2	607173	23116 19,6	13.0460-7201.2	607201	23801 20,3
13.0460-7144.2	607144	23112 18,4	13.0460-7173.2	607173	23117 19,6	13.0460-7201.2	607201	23950 20,3
13.0460-7144.2	607144	23114 18,4	13.0460-7174.2	607174	23732 17,3	13.0460-7202.2	607202	23589 19,1
13.0460-7145.2	607145	23073 18,8	13.0460-7174.2	607174	23737 17,3	13.0460-7202.2	607202	24153 19,1
13.0460-7145.2	607145	23074 18,8	13.0460-7176.2	607176	23793 20,3	13.0460-7203.2	607203	21670 19,3
13.0460-7146.2	607146	20147 17,0	13.0460-7176.2	607176	23794 20,3	13.0460-7203.2	607203	21794 19,3
13.0460-7146.2	607146	20149 17,0	13.0460-7177.2	607177	23394 13,7	13.0460-7204.2	607204	23801 18,8
13.0460-7147.2	607147	21284 18,6	13.0460-7177.2	607177	23395 13,7	13.0460-7204.2	607204	23912 18,8
13.0460-7147.2	607147	21285 18,6	13.0460-7178.2	607178	23394 13,7	13.0460-7205.2	607205	23787 19,0
13.0460-7148.2	607148	23200 18,0	13.0460-7178.2	607178	23395 13,7	13.0460-7205.2	607205	23788 19,0
13.0460-7148.2	607148	23201 18,0	13.0460-7178.2	607178	23824 13,7	13.0460-7206.2	607206	23631 18,6
13.0460-7153.2	607153	23269 19,8	13.0460-7179.2	607179	23832 20,2	13.0460-7206.2	607206	23632 18,6
13.0460-7153.2	607153	23270 19,8	13.0460-7179.2	607179	23833 20,2	13.0460-7206.2	607206	23633 18,6
13.0460-7154.2	607154	23034 18,8	13.0460-7179.2	607179	23844 20,5	13.0460-7207.2	607207	23807 18,6
13.0460-7154.2	607154	23418 19,4	13.0460-7179.2	607179	XXXX2 20,5	13.0460-7207.2	607207	23969 18,6
13.0460-7154.2	607154	23419 19,4	13.0460-7180.2	607180	21637 19,3	13.0460-7209.2	607209	23482 16,6
13.0460-7155.2	607155	21676 20,3	13.0460-7180.2	607180	23222 19,3	13.0460-7209.2	607209	24137 16,6
13.0460-7155.2	607155	23183 20,3	13.0460-7180.2	607180	24067 19,3	13.0460-7210.2	607210	23791 20,8
13.0460-7156.2	607156	23034 19,4	13.0460-7181.2	607181	21636 19,3	13.0460-7210.2	607210	23792 20,8
13.0460-7156.2	607156	XXXX2 19,4	13.0460-7181.2	607181	21637 19,3	13.0460-7211.2	607211	24339 20,5
13.0460-7156.2	607156	XXXX3 19,4	13.0460-7182.2	607182	23896 20,6	13.0460-7211.2	607211	24340 20,3
13.0460-7157.2	607157	23215 18,3	13.0460-7182.2	607182	23897 20,6	13.0460-7212.2	607212	23738 20,1
13.0460-7157.2	607157	23217 18,3	13.0460-7183.2	607183	21484 20,5	13.0460-7212.2	607212	23739 20,1
13.0460-7158.2	607158	23245 18,3	13.0460-7183.2	607183	21485 20,5	13.0460-7213.2	607213	23202 17,8
13.0460-7158.2	607158	23247 18,3	13.0460-7184.2	607184	23587 20,6	13.0460-7213.2	607213	24022 17,8
13.0460-7159.2	607159	23245 18,3	13.0460-7184.2	607184	23588 20,6	13.0460-7213.2	607213	24023 17,8
13.0460-7159.2	607159	23248 18,3	13.0460-7184.2	607184	23589 20,6	13.0460-7214.2	607214	24574 15,0
13.0460-7160.2	607160	23482 16,7	13.0460-7185.2	607185	20968 20,3	13.0460-7214.2	607214	24575 14,8
13.0460-7160.2	607160	23483 16,7	13.0460-7185.2	607185	21064 20,3	13.0460-7214.2	607214	24576 14,8
13.0460-7161.2	607161	23281 18,3	13.0460-7186.2	607186	23440 17,6	13.0460-7215.2	607215	23935 17,8
13.0460-7161.2	607161	23282 18,3	13.0460-7186.2	607186	23441 18,1	13.0460-7215.2	607215	23999 17,8
13.0460-7162.2	607162	23716 15,8	13.0460-7187.2	607187	23590 19,5	13.0460-7216.2	607216	23794 20,3
13.0460-7162.2	607162	23717 15,8	13.0460-7187.2	607187	23591 18,0	13.0460-7216.2	607216	23968 20,3
13.0460-7163.2	607163	21358 19,8	13.0460-7188.2	607188	24141 19,1	13.0460-7217.2	607217	23926 17,3
13.0460-7163.2	607163	21910 19,8	13.0460-7188.2	607188	24142 20,6	13.0460-7217.2	607217	23927 17,3
13.0460-7164.2	607164	21866 17,2	13.0460-7189.2	607189	24011 18,0	13.0460-7218.2	607218	24367 19,1
13.0460-7164.2	607164	21868 17,2	13.0460-7189.2	607189	24012 18,0	13.0460-7218.2	607218	24368 19,1
13.0460-7164.2	607164	23752 17,2	13.0460-7190.2	607190	24367 19,1	13.0460-7218.2	607218	XXXX3 19,1
13.0460-7165.2	607165	21358 19,8	13.0460-7190.2	607190	24368 19,1	13.0460-7219.2	607219	23923 17,6
13.0460-7165.2	607165	21579 19,8	13.0460-7190.2	607190	XXXX3 19,1	13.0460-7219.2	607219	23924 17,6
13.0460-7166.2	607166	23762 20,4	13.0460-7191.2	607191	23749 19,1	13.0460-7220.2	607220	23922 21,0
13.0460-7166.2	607166	23763 20,4	13.0460-7191.2	607191	23835 19,6	13.0460-7220.2	607220	23925 20,5
13.0460-7167.2	607167	23312 20,3	13.0460-7193.2	607193	23723 18,1	13.0460-7221.2	607221	23215 18,3
13.0460-7167.2	607167	23347 20,3	13.0460-7193.2	607193	23724 18,1	13.0460-7221.2	607221	24535 18,3
13.0460-7168.2	607168	21282 17,3	13.0460-7194.2	607194	23482 16,6	13.0460-7222.2	607222	23245 18,3
13.0460-7168.2	607168	23447 17,3	13.0460-7194.2	607194	24137 16,6	13.0460-7222.2	607222	24536 18,3
13.0460-7169.2	607169	23309 17,3	13.0460-7195.2	607195	23482 16,6	13.0460-7223.2	607223	23794 20,3
13.0460-7169.2	607169	23310 17,3	13.0460-7195.2	607195	24137 16,6	13.0460-7223.2	607223	24096 20,3
13.0460-7170.2	607170	23448 20,8	13.0460-7196.2	607196	21576 20,7	13.0460-7223.2	607223	24193 20,3






Vergleichsliste ATE → WVA

Cross reference list ATE → WVA - Tabella di conversione codici ATE → WVA

Liste des correspondances ATE → WVA - Lista referencias ATE → WVA






	WVA	D		WVA	D		WVA	D			
13.0460-7224.2	607224	23397	18,7	13.0460-7250.2	607250	24709	17,5	13.0460-7282.2	607282	25191	21,3
13.0460-7224.2	607224	23399	18,7	13.0460-7250.2	607250	24870	17,5	13.0460-7282.2	607282	25192	21,3
13.0460-7225.2	607225	23550	17,3	13.0460-7251.2	607251	23482	15,8	13.0460-7283.2	607283	XXXX1	19,3
13.0460-7225.2	607225	23551	17,3	13.0460-7251.2	607251	24137	15,8	13.0460-7283.2	607283	XXXX2	19,2
13.0460-7226.2	607226	23587	20,8	13.0460-7252.2	607252	24084	19,3	13.0460-7284.2	607284	XXXX1	17,3
13.0460-7226.2	607226	23588	20,8	13.0460-7252.2	607252	24332	18,3	13.0460-7284.2	607284	XXXX2	17,3
13.0460-7226.2	607226	23589	20,4	13.0460-7253.2	607253	23482	15,8	13.0460-7284.2	607284	XXXX3	17,3
13.0460-7227.2	607227	23801	20,3	13.0460-7253.2	607253	24137	15,8	13.0460-7903.2	607903	20465	18,0
13.0460-7227.2	607227	23912	20,3	13.0460-7255.2	607255	25114	15,8	13.0460-7903.2	607903	29012	18,0
13.0460-7227.2	607227	23913	20,3	13.0460-7255.2	607255	25115	15,8	13.0460-7906.2	607906	29001	20,0
13.0460-7228.2	607228	24123	20,3	13.0460-7256.2	607256	24705	19,8	13.0460-7906.2	607906	29003	20,0
13.0460-7228.2	607228	24124	19,3	13.0460-7256.2	607256	24706	21,3	13.0460-7909.2	607909	29153	20,0
13.0460-7229.2	607229	24538	18,5	13.0460-7256.2	607256	24707	21,3	13.0460-8002.2	608002	23358	18,0
13.0460-7229.2	607229	24539	18,5	13.0460-7257.2	607257	24253	18,0	13.0460-8002.2	608002	23359	18,0
13.0460-7230.2	607230	24557	19,4	13.0460-7257.2	607257	24254	18,0	13.0460-8002.2	608002	23360	18,0
13.0460-7230.2	607230	24558	18,7	13.0460-7259.2	607259	24862	16,7	13.0460-8003.2	608003	23043	16,0
13.0460-7231.2	607231	24170	20,2	13.0460-7259.2	607259	24863	16,7	13.0460-8003.2	608003	23044	16,0
13.0460-7231.2	607231	24171	20,9	13.0460-7260.2	607260	24458	17,3	13.0460-8004.2	608004	23193	15,7
13.0460-7232.2	607232	21282	17,3	13.0460-7260.2	607260	24495	17,3	13.0460-8004.2	608004	23194	15,7
13.0460-7232.2	607232	23447	17,3	13.0460-7261.2	607261	24436	19,7	13.0460-8004.2	608004	23195	16,7
13.0460-7234.2	607234	24438	16,1	13.0460-7261.2	607261	24437	20,2	13.0460-8004.2	608004	23196	16,7
13.0460-7234.2	607234	24439	16,1	13.0460-7262.2	607262	25031	19,1	13.0460-8005.2	608005	23189	16,0
13.0460-7235.2	607235	24670	18,0	13.0460-7262.2	607262	25032	19,1	13.0460-8005.2	608005	23190	16,0
13.0460-7235.2	607235	24671	18,0	13.0460-7262.2	607262	25033	19,1	13.0460-8005.2	608005	23191	16,0
13.0460-7236.2	607236	23746	19,7	13.0460-7263.2	607263	24034	19,1	13.0460-8005.2	608005	23192	16,0
13.0460-7236.2	607236	23747	19,7	13.0460-7263.2	607263	24035	19,1	13.0460-8006.2	608006	20660	15,6
13.0460-7236.2	607236	23749	18,7	13.0460-7263.2	607263	24036	19,1	13.0460-8007.2	608007	23189	16,0
13.0460-7237.2	607237	23347	20,3	13.0460-7264.2	607264	25096	17,0	13.0460-8007.2	608007	23190	16,0
13.0460-7237.2	607237	24161	20,3	13.0460-7264.2	607264	25097	17,0	13.0460-8007.2	608007	23192	16,0
13.0460-7238.2	607238	23313	20,3	13.0460-7264.2	607264	25098	17,0	13.0460-8007.2	608007	XXXX4	16,0
13.0460-7238.2	607238	24255	20,3	13.0460-7265.2	607265	24727	20,7	13.0460-8008.2	608008	24036	16,7
13.0460-7239.2	607239	24172	19,0	13.0460-7265.2	607265	24729	20,4	13.0460-8008.2	608008	24037	16,7
13.0460-7239.2	607239	24173	20,0	13.0460-7266.2	607266	24538	17,9	13.0460-8008.2	608008	24038	16,7
13.0460-7240.2	607240	23746	18,1	13.0460-7266.2	607266	24914	17,9	13.0460-8009.2	608009	21815	18,8
13.0460-7240.2	607240	23747	18,1	13.0460-7267.2	607267	25045	19,5	13.0460-8009.2	608009	21816	16,8
13.0460-7240.2	607240	23749	17,6	13.0460-7267.2	607267	25046	18,5	13.0460-8009.2	608009	21817	16,8
13.0460-7241.2	607241	20547	16,5	13.0460-7268.2	607268	23794	20,3	13.0460-8010.2	608010	23561	18,1
13.0460-7241.2	607241	24487	16,5	13.0460-7268.2	607268	24697	19,3	13.0460-8010.2	608010	23562	18,1
13.0460-7242.2	607242	24332	19,8	13.0460-7269.2	607269	24339	19,5	13.0460-8011.2	608011	23361	14,8
13.0460-7242.2	607242	24333	21,3	13.0460-7269.2	607269	24340	19,5	13.0460-8011.2	608011	23362	14,8
13.0460-7242.2	607242	24334	21,3	13.0460-7270.2	607270	24673	18,0	13.0460-8011.2	608011	23363	14,8
13.0460-7243.2	607243	24142	20,6	13.0460-7270.2	607270	24674	18,0	13.0460-8013.2	608013	24604	16,5
13.0460-7243.2	607243	24521	19,1	13.0460-7272.2	607272	24399	20,4	13.0460-8013.2	608013	24605	16,5
13.0460-7244.2	607244	24253	17,8	13.0460-7272.2	607272	24875	19,8	13.0460-9028.2	609028	20392	15,0
13.0460-7244.2	607244	24254	18,0	13.0460-7273.2	607273	24538	19,4	13.0460-9029.2	609029	20341	16,7
13.0460-7245.2	607245	23747	19,6	13.0460-7273.2	607273	25180	19,0	13.0460-9030.2	609030	20092	15,0
13.0460-7245.2	607245	23749	19,1	13.0460-7274.2	607274	23731	17,3	13.0460-9031.2	609031	20437	19,0
13.0460-7245.2	607245	23835	19,6	13.0460-7274.2	607274	24695	17,3	13.0460-9033.2	609033	21303	18,2
13.0460-7246.2	607246	21275	17,0	13.0460-7276.2	607276	25222	17,3	13.0460-9034.2	609034	20437	15,0
13.0460-7246.2	607246	21276	17,0	13.0460-7276.2	607276	25223	17,3	13.0460-9037.2	609037	20309	17,9
13.0460-7247.2	607247	24367	19,2	13.0460-7277.2	607277	24084	19,3	13.0462-4855.2	600018	20910	15,0
13.0460-7247.2	607247	24368	19,2	13.0460-7277.2	607277	24332	18,3	13.0470-2707.2	LD2707	23760	17,7
13.0460-7247.2	607247	XXXX2	19,2	13.0460-7278.2	607278	23482	16,6	13.0470-2708.2	LD2708	23881	20,0
13.0460-7248.2	607248	23215	17,5	13.0460-7278.2	607278	25218	16,6	13.0470-2709.2	LD2709	23973	17,4
13.0460-7248.2	607248	23217	17,5	13.0460-7279.2	607279	25069	17,3	13.0470-2710.2	LD2710	23915	17,6
13.0460-7249.2	607249	24709	18,6	13.0460-7279.2	607279	25070	17,3	13.0470-2710.2	LD2710	23916	17,6
13.0460-7249.2	607249	24710	18,6	13.0460-7282.2	607282	25190	21,3	13.0470-2711.2	LD2711	24077	19,1

Vergleichsliste ATE → WVA

Cross reference list ATE → WVA - Tabella di conversione codici ATE → WVA

Liste des correspondances ATE → WVA - Lista referencias ATE → WVA



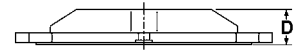
	WVA	D		WVA	D		WVA	D
13.0470-2712.2	LD2712	23138 14,6	13.0470-2886.2	LD2886	20961 16,2	13.0470-4803.2	LD4803	23111 15,6
13.0470-2713.2	LD2713	23623 17,4	13.0470-2887.2	LD2887	23914 17,1	13.0470-4851.2	LD4851	23092 16,0
13.0470-2713.2	LD2713	23624 17,4	13.0470-2888.2	LD2888	23326 17,4	13.0470-4851.2	LD4851	23111 16,0
13.0470-2714.2	LD2714	24289 16,9	13.0470-2891.2	LD2891	24134 19,6	13.0470-4853.2	LD4853	24162 15,2
13.0470-2714.2	LD2714	24290 16,9	13.0470-2891.2	LD2891	24175 19,6	13.0470-4853.2	LD4853	24687 15,2
13.0470-2716.2	LD2716	24703 17,8	13.0470-2892.2	LD2892	24133 18,6	13.0470-4971.2	LD4971	23092 16,0
13.0470-2716.2	LD2716	24704 17,8	13.0470-2892.2	LD2892	24174 18,6	13.0470-4971.2	LD4971	23110 16,0
13.0470-2722.2	LD2722	24496 17,3	13.0470-2893.2	LD2893	24135 17,7	13.0470-4971.2	LD4971	23111 16,0
13.0470-2723.2	LD2723	24537 16,1	13.0470-2894.2	LD2894	20961 17,4	13.0470-4971.2	LD4971	XXXX2 16,0
13.0470-2725.2	LD2725	23984 17,8	13.0470-2927.2	LD2927	20941 19,3	13.0470-4977.2	LD4977	23157 15,8
13.0470-2725.2	LD2725	23985 17,8	13.0470-2927.2	LD2927	21028 19,3	13.0470-4984.2	LD4984	23271 17,4
13.0470-2726.2	LD2726	23144 19,8	13.0470-2975.2	LD2975	21439 20,3	13.0470-4990.2	LD4990	23271 17,4
13.0470-2726.2	LD2726	23145 19,8	13.0470-3605.2	LD3605	20180 17,3	13.0470-4990.2	LD4990	23745 17,4
13.0470-2727.2	LD2727	23144 19,8	13.0470-3605.2	LD3605	20181 17,3	13.0470-4990.2	LD4990	XXXX3 17,4
13.0470-2727.2	LD2727	23145 19,8	13.0470-3805.2	LD3805	21197 15,0	13.0470-4990.2	LD4990	XXXX4 17,4
13.0470-2732.2	LD2732	24306 20,3	13.0470-3812.2	LD3812	23714 17,6	13.0470-4992.2	LD4992	23692 16,6
13.0470-2733.2	LD2733	24306 20,3	13.0470-3813.2	LD3813	24150 17,6	13.0470-4993.2	LD4993	23693 16,6
13.0470-2734.2	LD2734	24310 19,0	13.0470-3814.2	LD3814	23934 18,2	13.0470-4994.2	LD4994	23945 16,5
13.0470-2734.2	LD2734	24456 19,0	13.0470-3815.2	LD3815	23930 18,2	13.0470-5405.2	LD5405	21643 17,8
13.0470-2734.2	LD2734	XXXX3 19,0	13.0470-3826.2	LD3826	23706 18,0	13.0470-5405.2	LD5405	21644 17,8
13.0470-2740.2	LD2740	23554 17,2	13.0470-3826.2	LD3826	23707 18,0	13.0470-5611.2	LD5611	24415 19,1
13.0470-2746.2	LD2746	24408 19,2	13.0470-3827.2	LD3827	23709 19,6	13.0470-5611.2	LD5611	24416 19,1
13.0470-2746.2	LD2746	24409 19,2	13.0470-3827.2	LD3827	23710 19,6	13.0470-5611.2	LD5611	24417 19,1
13.0470-2746.2	LD2746	24743 19,2	13.0470-3828.2	LD3828	24349 17,5	13.0470-5612.2	LD5612	24412 19,0
13.0470-2747.2	LD2747	24606 17,4	13.0470-3831.2	LD3831	24260 17,3	13.0470-5612.2	LD5612	24413 19,0
13.0470-2747.2	LD2747	XXXX2 17,7	13.0470-3836.2	LD3836	24540 16,3	13.0470-5612.2	LD5612	24414 19,0
13.0470-2748.2	LD2748	24606 17,4	13.0470-3838.2	LD3838	21436 17,0	13.0470-5752.2	LD5752	24632 17,0
13.0470-2748.2	LD2748	XXXX2 17,7	13.0470-3839.2	LD3839	23707 17,9	13.0470-7053.2	LD7053	21273 19,5
13.0470-2749.2	LD2749	24483 16,9	13.0470-3839.2	LD3839	23982 18,1	13.0470-7053.2	LD7053	21274 19,5
13.0470-2755.2	LD2755	24421 17,2	13.0470-3839.2	LD3839	24288 17,9	13.0470-7078.2	LD7078	21486 19,3
13.0470-2755.2	LD2755	24422 17,2	13.0470-3840.2	LD3840	23981 19,6	13.0470-7078.2	LD7078	21642 19,3
13.0470-2758.2	LD2758	24421 17,2	13.0470-3840.2	LD3840	24549 19,6	13.0470-7079.2	LD7079	21282 17,3
13.0470-2758.2	LD2758	24422 17,2	13.0470-3846.2	LD3846	24072 17,9	13.0470-7079.2	LD7079	21487 17,3
13.0470-2776.2	LD2776	23070 17,0	13.0470-3846.2	LD3846	24764 17,9	13.0470-7081.2	LD7081	20676 19,8
13.0470-2820.2	LD2820	20961 17,2	13.0470-3847.2	LD3847	24660 17,8	13.0470-7081.2	LD7081	21911 20,3
13.0470-2823.2	LD2823	23554 17,2	13.0470-3852.2	LD3852	24867 20,7	13.0470-7086.2	LD7086	21664 19,8
13.0470-2833.2	LD2833	23070 17,0	13.0470-3852.2	LD3852	24868 20,7	13.0470-7086.2	LD7086	21795 19,8
13.0470-2837.2	LD2837	21945 19,6	13.0470-3966.2	LD3966	23600 19,4	13.0470-7087.2	LD7087	21670 19,4
13.0470-2837.2	LD2837	23393 19,6	13.0470-3982.2	LD3982	23705 18,1	13.0470-7087.2	LD7087	21794 19,4
13.0470-2845.2	LD2845	23554 16,4	13.0470-3982.2	LD3982	23706 18,1	13.0470-7089.2	LD7089	21676 20,3
13.0470-2855.2	LD2855	23138 14,6	13.0470-3982.2	LD3982	23707 18,1	13.0470-7089.2	LD7089	21677 20,3
13.0470-2857.2	LD2857	23225 17,0	13.0470-3983.2	LD3983	23708 19,4	13.0470-7090.2	LD7090	21691 17,3
13.0470-2857.2	LD2857	23226 17,0	13.0470-3983.2	LD3983	23709 19,4	13.0470-7090.2	LD7090	21891 17,3
13.0470-2858.2	LD2858	23284 14,0	13.0470-3983.2	LD3983	23710 19,4	13.0470-7100.2	LD7100	21866 17,2
13.0470-2860.2	LD2860	23554 16,3	13.0470-3983.2	LD3983	23711 19,4	13.0470-7100.2	LD7100	21868 17,2
13.0470-2867.2	LD2867	23517 16,6	13.0470-3984.2	LD3984	23712 19,4	13.0470-7110.2	LD7110	20676 19,8
13.0470-2868.2	LD2868	23417 15,3	13.0470-3984.2	LD3984	23713 19,4	13.0470-7110.2	LD7110	23018 20,3
13.0470-2868.2	LD2868	23654 15,3	13.0470-3987.2	LD3987	23279 18,4	13.0470-7110.2	LD7110	23019 20,3
13.0470-2868.2	LD2868	23655 15,3	13.0470-3988.2	LD3988	23557 17,2	13.0470-7111.2	LD7111	23130 19,6
13.0470-2877.2	LD2877	23554 17,2	13.0470-3994.2	LD3994	23599 19,0	13.0470-7111.2	LD7111	23131 19,6
13.0470-2877.2	LD2877	23556 17,2	13.0470-3999.2	LD3999	23743 20,1	13.0470-7115.2	LD7115	23063 17,5
13.0470-2877.2	LD2877	23823 17,2	13.0470-3999.2	LD3999	23744 20,1	13.0470-7115.2	LD7115	23064 17,5
13.0470-2879.2	LD2879	23601 13,7	13.0470-4044.2	LD4044	20755 15,1	13.0470-7115.2	LD7115	23065 17,5
13.0470-2880.2	LD2880	23914 17,1	13.0470-4047.2	LD4047	21305 16,1	13.0470-7115.2	LD7115	23066 18,5
13.0470-2884.2	LD2884	23581 18,8	13.0470-4064.2	LD4064	21919 15,3	13.0470-7115.2	LD7115	23067 18,5
13.0470-2884.2	LD2884	23843 18,8	13.0470-4065.2	LD4065	21899 15,3	13.0470-7116.2	LD7116	23057 20,2
13.0470-2885.2	LD2885	24077 19,1	13.0470-4803.2	LD4803	23092 15,6	13.0470-7116.2	LD7116	23058 19,6






Vergleichsliste ATE → WVA

Cross reference list ATE → WVA - Tabella di conversione codici ATE → WVA

Liste des correspondances ATE → WVA - Lista referencias ATE → WVA



	WVA	D		WVA	D		WVA	D
13.0470-7116.2	LD7116	23059 19,6	13.0470-7184.2	LD7184	23588 20,6	13.0470-7228.2	LD7228	24124 19,3
13.0470-7116.2	LD7116	XXXX2 20,2	13.0470-7184.2	LD7184	23589 20,6	13.0470-7229.2	LD7229	24538 18,5
13.0470-7117.2	LD7117	23130 19,6	13.0470-7187.2	LD7187	23590 19,5	13.0470-7229.2	LD7229	24539 18,5
13.0470-7117.2	LD7117	23131 19,6	13.0470-7187.2	LD7187	23591 18,0	13.0470-7230.2	LD7230	24557 19,4
13.0470-7117.2	LD7117	23187 19,6	13.0470-7188.2	LD7188	24141 19,1	13.0470-7230.2	LD7230	24558 18,7
13.0470-7122.2	LD7122	20676 19,8	13.0470-7188.2	LD7188	24142 20,6	13.0470-7231.2	LD7231	24170 20,2
13.0470-7122.2	LD7122	21911 20,3	13.0470-7190.2	LD7190	24367 19,1	13.0470-7231.2	LD7231	24171 20,9
13.0470-7122.2	LD7122	23392 20,3	13.0470-7190.2	LD7190	24368 19,1	13.0470-7232.2	LD7232	21282 17,3
13.0470-7135.2	LD7135	23076 17,5	13.0470-7190.2	LD7190	XXXX3 19,1	13.0470-7232.2	LD7232	23447 17,3
13.0470-7135.2	LD7135	23077 17,5	13.0470-7191.2	LD7191	23749 19,1	13.0470-7237.2	LD7237	23347 20,3
13.0470-7137.2	LD7137	23482 15,8	13.0470-7191.2	LD7191	23835 19,6	13.0470-7237.2	LD7237	24161 20,3
13.0470-7137.2	LD7137	23483 15,8	13.0470-7193.2	LD7193	23723 18,1	13.0470-7238.2	LD7238	23313 20,3
13.0470-7139.2	LD7139	23140 19,4	13.0470-7193.2	LD7193	23724 18,1	13.0470-7238.2	LD7238	24255 20,3
13.0470-7139.2	LD7139	23141 19,4	13.0470-7194.2	LD7194	23482 16,6	13.0470-7239.2	LD7239	24172 19,0
13.0470-7139.2	LD7139	24095 19,4	13.0470-7194.2	LD7194	24137 16,6	13.0470-7239.2	LD7239	24173 20,0
13.0470-7140.2	LD7140	21637 19,3	13.0470-7195.2	LD7195	23482 16,6	13.0470-7242.2	LD7242	24332 19,8
13.0470-7140.2	LD7140	21641 19,3	13.0470-7195.2	LD7195	24137 16,6	13.0470-7242.2	LD7242	24333 21,3
13.0470-7140.2	LD7140	23289 19,3	13.0470-7200.2	LD7200	23801 20,3	13.0470-7242.2	LD7242	24334 21,3
13.0470-7145.2	LD7145	23073 18,8	13.0470-7200.2	LD7200	23912 20,3	13.0470-7243.2	LD7243	24142 20,6
13.0470-7145.2	LD7145	23074 18,8	13.0470-7200.2	LD7200	23913 20,3	13.0470-7243.2	LD7243	24521 19,1
13.0470-7155.2	LD7155	21676 20,3	13.0470-7201.2	LD7201	23763 20,3	13.0470-7244.2	LD7244	24253 17,8
13.0470-7155.2	LD7155	23183 20,3	13.0470-7201.2	LD7201	23801 20,3	13.0470-7244.2	LD7244	24254 18,0
13.0470-7157.2	LD7157	23215 18,3	13.0470-7201.2	LD7201	23950 20,3	13.0470-7249.2	LD7249	24709 18,6
13.0470-7157.2	LD7157	23217 18,3	13.0470-7202.2	LD7202	23589 19,1	13.0470-7249.2	LD7249	24710 18,6
13.0470-7158.2	LD7158	23245 18,3	13.0470-7202.2	LD7202	24153 19,1	13.0470-7251.2	LD7251	23482 15,8
13.0470-7158.2	LD7158	23247 18,3	13.0470-7203.2	LD7203	21670 19,3	13.0470-7251.2	LD7251	24137 15,8
13.0470-7159.2	LD7159	23245 18,3	13.0470-7203.2	LD7203	21794 19,3	13.0470-7252.2	LD7252	24084 19,3
13.0470-7159.2	LD7159	23248 18,3	13.0470-7204.2	LD7204	23801 18,8	13.0470-7252.2	LD7252	24332 18,3
13.0470-7161.2	LD7161	23281 18,3	13.0470-7204.2	LD7204	23912 18,8	13.0470-7256.2	LD7256	24705 19,8
13.0470-7161.2	LD7161	23282 18,3	13.0470-7210.2	LD7210	23791 20,8	13.0470-7256.2	LD7256	24706 21,3
13.0470-7162.2	LD7162	23716 15,8	13.0470-7210.2	LD7210	23792 20,8	13.0470-7256.2	LD7256	24707 21,3
13.0470-7162.2	LD7162	23717 15,8	13.0470-7211.2	LD7211	24339 20,5	13.0470-7257.2	LD7257	24253 18,0
13.0470-7166.2	LD7166	23762 20,4	13.0470-7211.2	LD7211	24340 20,3	13.0470-7257.2	LD7257	24254 18,0
13.0470-7166.2	LD7166	23763 20,4	13.0470-7215.2	LD7215	23935 17,8	13.0470-7259.2	LD7259	24862 16,7
13.0470-7167.2	LD7167	23312 20,3	13.0470-7215.2	LD7215	23999 17,8	13.0470-7259.2	LD7259	24863 16,7
13.0470-7167.2	LD7167	23347 20,3	13.0470-7216.2	LD7216	23794 20,3	13.0470-7262.2	LD7262	25031 19,1
13.0470-7168.2	LD7168	21282 17,3	13.0470-7216.2	LD7216	23968 20,3	13.0470-7262.2	LD7262	25032 19,1
13.0470-7168.2	LD7168	23447 17,3	13.0470-7217.2	LD7217	23926 17,3	13.0470-7262.2	LD7262	25033 19,1
13.0470-7169.2	LD7169	23309 17,3	13.0470-7217.2	LD7217	23927 17,3	13.0470-7263.2	LD7263	24034 19,1
13.0470-7169.2	LD7169	23310 17,3	13.0470-7219.2	LD7219	23923 17,6	13.0470-7263.2	LD7263	24035 19,1
13.0470-7171.2	LD7171	23334 16,7	13.0470-7219.2	LD7219	23924 17,6	13.0470-7263.2	LD7263	24036 19,1
13.0470-7171.2	LD7171	23335 16,7	13.0470-7220.2	LD7220	23922 21,0	13.0470-7264.2	LD7264	25096 17,0
13.0470-7172.2	LD7172	23378 20,1	13.0470-7220.2	LD7220	23925 20,5	13.0470-7264.2	LD7264	25097 17,0
13.0470-7172.2	LD7172	23379 20,1	13.0470-7221.2	LD7221	23215 18,3	13.0470-7264.2	LD7264	25098 17,0
13.0470-7172.2	LD7172	23402 20,1	13.0470-7221.2	LD7221	24535 18,3	13.0470-7266.2	LD7266	24538 17,9
13.0470-7172.2	LD7172	23403 20,1	13.0470-7223.2	LD7223	23794 20,3	13.0470-7266.2	LD7266	24914 17,9
13.0470-7174.2	LD7174	23732 17,3	13.0470-7223.2	LD7223	24096 20,3	13.0470-7268.2	LD7268	23794 20,3
13.0470-7174.2	LD7174	23737 17,3	13.0470-7223.2	LD7223	24193 20,3	13.0470-7268.2	LD7268	24697 19,3
13.0470-7176.2	LD7176	23793 20,3	13.0470-7225.2	LD7225	23550 17,3	13.0470-7269.2	LD7269	24339 19,5
13.0470-7176.2	LD7176	23794 20,3	13.0470-7225.2	LD7225	23551 17,3	13.0470-7269.2	LD7269	24340 19,5
13.0470-7179.2	LD7179	23832 20,2	13.0470-7226.2	LD7226	23587 20,8	13.0470-7273.2	LD7273	24538 19,4
13.0470-7179.2	LD7179	23833 20,2	13.0470-7226.2	LD7226	23588 20,8	13.0470-7273.2	LD7273	25180 19,0
13.0470-7179.2	LD7179	23844 20,5	13.0470-7226.2	LD7226	23589 20,4	13.0470-7282.2	LD7282	25190 21,3
13.0470-7179.2	LD7179	XXXX2 20,5	13.0470-7227.2	LD7227	23801 20,4	13.0470-7282.2	LD7282	25191 21,3
13.0470-7181.2	LD7181	21636 19,3	13.0470-7227.2	LD7227	23912 20,3	13.0470-7282.2	LD7282	25192 21,3
13.0470-7181.2	LD7181	21637 19,3	13.0470-7227.2	LD7227	23913 20,3			
13.0470-7184.2	LD7184	23587 20,6	13.0470-7228.2	LD7228	24123 20,3			



- ① Technische Übersetzungen
- ② Technical translations
- ③ Traductions techniques
- ④ Traduzioni tecniche
- ⑤ Traducciones técnicas
- ⑥ Technische vertalingen
- ⑦ Tekniske oversættelser
- ⑧ Tekniska översättningar
- ⑨ Műszaki fordítás
- ⑩ Glossário técnico
- ⑪ Перевод технических терминов
- ⑫ Technické překlady
- ⑬ Tłumaczenia techniczne
- ⑭ Τεχνικές Ίεταφράσεις
- ⑮ Teknik çeviriler
- ⑯ 技术翻译
- ⑰ テクニカルトランスミッション
- ⑱ الترجمات التقنية

1-Kammer-Druckluftbremse	single-chamber air brake	frein pneumatique à 1 chambre
1-Kolbensattel D=xx	single-piston caliper D=xx	étrier à 1 piston D=xx
2-Kolbensattel D=xx	2-piston caliper D=xx	étrier à 2 pistons D=xx
4-Kolbensattel	4-piston caliper	étrier à 4 pistons
1-Kreis-Bremse	single-circuit brake	frein à 1 circuit
2-Kreis-Bremse	two-circuit-brake	frein à deux circuits
1-Kreis-Sättel	single-circuit caliper	étriers frein à 1 circuit
2-Kreis-Sättel	two-circuit-caliper	étriers frein à 2 circuits
1. Hinterachse	first rear axle	1. essieu arrière
1. und 2. Hinterachse	first and second rear axle	1. et 2. essieu arrière
4-Loch-Bremsscheibe	4-bore brake disc	disques de frein à 4 trous
6-Loch-Bremsscheibe	6-bore brake disc	disques de frein à 6 trous
3-Loch-Felge	3-bore wheel rim	jante à 3 trous
4-Loch-Felge	4-bore wheel rim	jante à 4 trous
5-Loch-Felge	5-bore wheel rim	jante à 5 trous
6kt-Schraube	hexagon head screw	vis hex.
6kt-Schraube (innen)	hexagon socket screw	vis hex. (intérieure)
6"-Tandem	6"-tandem	6"-tandem
8"-Tandem mit Gabelkopf	8"-tandem with yoke	8"-tandem avec chape
8"-Tandem ohne Gabelkopf	8"-tandem without yoke	8"-tandem sauf chape
ABS	ABS (anti-lock brake system)	ABS (système anti-blocage)
ABS-Dichtungssatz	ABS-gasket kit	jeu de joints de ABS
Achtung: Kolbenstellung ändern !	attention: change piston position !	attention: position du piston à changer !
Adapter für Bördel E	adapter for bead type E	adapteur pour colet E
alle Typen	all types	tous types
Alu-Pumpe	alu-pump	pompe en alu
Alu-Sättel	alu-calipers	étriers en alu
am Bremssattel	on the brake caliper	sur l'étrier de frein
am Hauptzylinder	on the master cylinder	sur le maître-cylindre
A-Motor	A engine	moteur A
Anschlagschraube oben	stop screw, top	vis de butée en haut
Anschluß/Anschlüsse	connection/connections	raccordement/raccordements
Anti-Noise-Blech	shim	tôle anti-bruit
ASC (Automatische Stabilitäts Control)	ASC (automatic stability control)	ASC (contrôle de stabilité)
ASR (Antriebsschlupfregelsystem)	ASR (traction control system TCS)	ASR (anti-patinage)
ATE nur über VAG erhältlich	ATE only available through VAG	ATE (Teves) en vente chez VAG seulement
auf Typenschild	on identification plate	sur plaque d'identification
aufgeschraubt	screwed on	vissé
Auslaß seitlich links	outlet lateral left-hand	échappement latéral gauche
Auslaß seitlich rechts	outlet lateral right-hand	échappement latéral droit
außen	outer	mâle
automatische Nachstellung	automatic adjustment	ajustage automatique
Behälter	reservoir	réservoir
Behälter Doppel-WE	reservoir with double warning device	réservoir avec témoin d'usure double
Behälterbefestigung	reservoir fastening	fixation réservoir
Behälterstopfen	reservoir plug	bouchon de réservoir
Behälterverschraubung	reservoir cap	vissage de réservoir
Behörde	authority cars	véhicule communal
Beläge	brake pads	plaquettes de frein
belüftete Scheiben	ventilated discs	disques ventilés
Betätigungseinheit	actuation unit	unité de commande
blau	blue	bleu
Bodenventil	residual pressure center valve	soupape de pression résiduelle
Bodenventile tauschen	change residual pressure center valve	soupape de pression résiduelle à changer
Bördel x	flare type x	colet x
braun	brown	marron
breite Ausführung	wide design	exécution large
Bremse	brake	frein
Bremsgerät	booster unit	servo-frein
Bremskraftregler	brake pressure regulator	correcteur de freinage
Bremsleitungen erneuern !	renew brake lines !	conduits de frein à renouveler !
Bremslichtschalter	stop-light switch	contacteur stop
Bremsscheiben	brake discs	disques de frein
Bremsschlauch beachten !	notice brake hose !	faire attention flexible de frein !
Buchse + Ausgleichbügel	bushing + compensating clip	douille + étrier de compensation
Bus	bus (van)	autobus/car
Bypassregler	by-pass regulator	régulateur à by-pass
Citroen-Bremse	Citroen-brake	freins Citroen
D (Durchmesser) =	D (diameter) =	D (diamètre) =
Dichtring	sealing ring	rondelle d'étanchéité
Dichtung	seal	joint
Dichtungssatz	gasket kit	jeu de joints
Differentialsperre	differential lock	blocage de différentiel
Differenzdruckschalter	differential-pressure switch	interrupteur à pression différentielle
Differenzdruckventil	differential pressure valve	pression différentielle de soupape
diverse Typen	various types	types diverses
Doppelbereifung	twin tyres	pneu double



freno pneumatico a camera singola	freno de aire de 1 cámara	geluiddempende plaat
pinza freno a un pistoncino D = xx	mordaza de freno D=xx	1-zuigerklauw D=xx
pinza freno a 2 pistoncini D=xx	mordaza con dos pistones D=xx	2-zuigerklauw D=xx
pinza freno a 4 pistoncini	mordaza con 4 pistones	4-zuigerklauw
impianto frenante circuito semplice	freno de 1 circuito	enkel remcircuit
impianto frenante doppio circuito	freno de 2 circuitos	gescheiden remcircuit
pinza freno a 1 circuito	pinza de 1 circuito	remklauwen voor enkel remcircuit
pinza freno a 2 circuiti	pinza de 2 circuitos	remklauwen voor gescheiden remcircuit
primo assale posteriore	1. eje trasero	1e achteras
primo e secondo assale posteriore	1. + 2. eje trasero	1e en 2e achteras
disco freno 4 fori	disco freno con 4 taladros	4-gats remschijf
disco freno 6 fori	disco freno con 6 taladros	6-gats remschijf
cerchione a 3 fori	Llantas de 3 taladros	3-gats velg
cerchione a 4 fori	Llantas de 4 taladros	4-gats velg
cerchione a 5 fori	Llantas de 5 taladros	5-gats velg
vite testa esagonale	tornillo hexagonal	zeskantbout
brugola	tornillo hexagonal (interior)	zeskantbout (binnen)
tandem 6"	6"-tándem	6"-tandem
tandem 8" con testa a forcella	8"-tándem con cabeza de horquilla	8"-tandem met gaffel
tandem 8" senza testa a forcella	8"-tándem sin cabeza de horquilla	8"-tandem zonder gaffel
ABS (sistema antibloccaggio in frenata)	ABS (sistema de frenado antibloqueo)	ABS
serie guarnizioni ABS	juego de reparación de juntas ABS	ABS-pakkingset
attenzione: cambiare posizione pistone !	atención: cambiar posición pistón !	Attentie: positie zuiger wijzigen !
adattatore per bordatura E	adaptador para rebordes E	adapter voor felsrand E
tutti tipi	todos tipo	alle typen
pompa in alluminio	bomba de aluminio	alu-pomp
pinza in alluminio	mordaza de freno de aluminio	alu-klauwen
sulla pinza freno	a la pinza de freno	op de remklauw
sulla pompa freno	a la bomba principal de freno	op de hoofdremlcilinder
motore A	motor de A	A-motor
vite di fermo in alto	tornillo de tope arriba	aanslagschroef boven
attacco / attacchi	conexion/conexiones	aansluiting/aansluitingen
lamierino antirumore	placa anti-ruídos	geluiddempende plaat
ASC (controllo automatico stabilità)	ASC (control automático de estabilidad)	ASC (Automatische Stabiiliteits Controle)
ASR (sistema antislittamento in accelerata)	ASR (sistemas antiderrapaje)	ASR (tractieregelingssysteem)
ATE distribuito esclusivamente da VAG	ATE solamente através de VAG	ATE alleen verkrijgbaar via VAG
vedi targhetta di identificazione	placa de identificación	op typeplaatje
avvitato	fijado	opgeschroefd
scarico laterale sinistro	salida lateral izquierda	uitlaat opzij links
scarico laterale destro	salida lateral derecha	uitlaat opzij rechts
esterno	exterior	buiten
correzione automatica	reajuste automatico	automatische bijstelling
serbatoio	recipiente	reservoir
serbatoio con doppia spia	recipiente con doble aparato de aviso	reservoir dubbele noodknipperlichtinstallatie
fissaggio serbatoio	recipiente de fijación	bevestiging reservoir
tappo serbatoio	tapon	plug reservoir
tappo filettato serbatoio	fijación depósito	schroefkoppeling reservoir
enti statali	vehiculos oficiales	overheid
pastiglie freno	pastillas de freno	voeringen
dischi ventilati	disco ventilado	geventileerde schijven
unità di comando	unidad de accionamiento	bedieningseenheid
blu	azul	blauw
valvola di fondo	válvula de fondo	bodemventiel
sostituire valvola di fondo	cambiar válvula de fondo	bodemventielen vervangen
bordatura tipo x	reborde x	felsrand x
marrone	marron	bruin
versione larga	variante ancha	brede uitvoering
freno	freno	rem
servofreno	servofreno	remapparaat
correttore di frenata	corrector de frenado	remdrukregelaar
sostituire tubi freni !	renovar latiguillos de freno !	remleidingen vernieuwen !
interruttore luce stop	interruptor de luz de freno	remlichtschakelaar
dischi freno	discos de freno	remschijven
attenzione ai flessibili freni !	atención al latiguillo de freno !	let op de remslang !
bussola + staffa di compensazione	casquillo + estribo de compensación	bus + expansiebeugel
autobus	autobus	bus
regolatore by-pass	regulador de by-pass	bypassregelaar
freno Citroen	freno Citroen	citroen-rem
D (diametro) =	D (diámetro) =	D (diameter) =
guarnizione anulare	reten	afdichtring
guarnizione	junta	pakking
serie guarnizioni	juego de reparación de juntas	pakkingset
differenziale autobloccante	bloqueo diferencial	differentieelslot
interruttore pressione differenziale	interruptor de presión diferencial	verschildrukschakelaar
valvola pressione differenziale	valvula de presión diferencial	verschilddrukklep
vari tipi	diversos tipo	diverse typen
ruote gemellate	cubierta doble	dubbele banden

Doppelkabine	double cab	cabine double
Druckbegrenzungsventil	pressure limiting valve	soupape à réglage de pression
Druckbolzen	tappet	boulon de pression
Druckbolzen (kurz)	tappet (short)	boulon de pression (court)
Druckbolzen (lang)	tappet (long)	boulon de pression (long)
Druckluftbremse	air brake	frein à pneumatique
Druckluftleitung	compressed-air line	conduite pneumatique
Druckluftunterstützung	air brake assistance	assistance à pneumatique
Druckluftverstärker	air brake booster	amplificateur à pneumatique
Druck-Warnschalter	pressure warning switch	avertisseur d'alerte de pression
DS-Regler	DS-valve	correcteur de DS
EDS	EDS (electronic differential lock)	EDS (blocage de différentiel électronique)
EDS-Ventilblock	EDS-valve block	EDS-bloc de vannes
EG-Vorschrift	accordance with EC regulation	aux prescriptions CEE
Einbau hinter der Achse	installation aft of axle	montage derrière l'essieu
Einbau vor der Achse	installation forward of axle	montage devant l'essieu
Einbausatz	installation kit	lot de montage
Einfachbereifung	single tyre	pneu simple
Einknöpfmaß xx mm	button-in dimension xx mm	mesure à boutonner xx mm
Einlaß D=xx mm	inlet diameter=xx mm	admission diamètre=xx mm
Einlaß mit Gummistopfen	inlet with rubber plug	admission avec bouchon de caoutchouc
Einschraubregler	screw-in proportioning valve	compensateurs à visser
elektr. Vergaser	electr. carburetor	carburateur électrique
Entlüfteranschluß	bleeding connection	raccordement de purge
Entlüfterventil	bleeder valve	soupape de purge
erhöhte Zuladung	increased payload	charge utile augmentée
Ersatz für Sättel D=xx	replacement for calipers D=xx	remplacement pour étriers D=xx
ETS	ETS (electronic trac control system)	ETS (contrôle trajectoire)
Europa	Europe	Europe
Export	Export	Export
Fahrschule	driving school	auto-école
Faltenbalsatz	bellow seal set	jeu de joints-soufflets
Faustsättel	fist-type calipers	étriers à griffe
Fenster	window	fenêtre
Festsättel	fixed calipers	étriers fixes
Flanschdicke x mm	flange thickness x mm	épaisseur de la bride x mmm
Flanschmaß = xx,x	flange dimension = xx,x	dimension de la bride = xx,x
Fuller-Getriebe	fuller-gearbox	boîte à vitesse fuller
für Belagsätze ohne Zubehör	for brake pads without accessories	pour garnitures de frein sauf accessoire
für Bremssättel/Vorgänger	for calipers/predecessor	pour étriers de frein/prédécesseur
für Doppelmembran-Gerät	for twin diaphragm booster	pour appareil à double membrane
Gabelkopfsatz	yoke kit	jeu de chape
Gehäuse L=	housing L=	corps L=
gelb	yellow	jaune
gepanzerte Fahrzeuge	armoured vehicles	véhicule blindé
Getriebe	gearbox	boîte de vitesse
Getriebe-Nr.	gearbox-no.	no. boîte de vitesse
GG-Pumpe	cast-iron-pump	pompe en fonte
GG-Sättel	cast iron-caliper	étriers en fonte
GG-THz/Vorgänger	cast-iron-TMC/predecessor	MCT fonte/grise/prédécesseur
Golf-Staaten	Gulf States	pays du Golfe Persique
Gz mit senkrechtem Flansch	CC with vertical flange	émetteur d'embrayage avec bride
Gz (Geberzylinder)	CC (clutch cylinder)	EE (émetteur d'embrayage)
Gz-Reparaturset	CC-repair kit	néc. de réparation EE
HA (Hinterachse)	RA (rear axle)	AR (essieu arrière)
Haltefeder	retaining spring	ressort à retenu
Halter	anchor	support
Haltersatz	anchor set	jeu de support
Halterschraube	anchor screw	vis de support
Handbremsbetätigung	hand brake actuation	frein à main
Handbremshebel	handbrake lever	levier de frein à main
HA-Scheibenbremse	rear axle disc brake	frein à disque essieu AR
HA-Trommelbremse	rear axle drum brake	frein à tambour essieu AR
Hebel	lever	levier
Hochdach	high roof	toit surélevé
Hohlschraube	hollow screw	vis creuse
Hosei-Bremse	Hosei brake	freins Hosei
Hub	stroke	course
Hülsensatz	sleeve kit	jeu de douilles
Hydraulikspeicher	hydraulic accumulator	accumulateur hydraulique
Hydraulikverstärker	hydraulic booster	amplificateur hydraulique
Hydraulikzylinder	hydraulic cylinder	cylindre de hydraulique
Hydr. Steuereinheit	hydraulic unit	modulateur
Hz (Hauptzylinder)	MC (master cylinder)	MC (maître cylindre)
Hz-Reparaturset	MC-repair kit	néc. de réparation MC
im Fahrerhaus	in cab	dans la cabine du conducteur
im Motorraum	in engine compartment	dans compartiment moteur



cabina doppia	cabina doble	dubbele cabine
valvola limitatrice pressione	valvula de limitación de presión	drukregelaar
perno pressione (oliva)	perno de presión	drukpen
perno pressione (corto) (oliva)	perno de presión (corto)	drukpen (kort)
perno pressione (lungo) (oliva)	perno de presión (largo)	drukpen (lang)
freno pneumatico	freno de aire comprimido	pneumatische rem
tubo aria compressa	aire comprimido de flexible	pneumatische leiding
comando aria compressa	freno de aire auxiliár	luchtdrukbekrachtiging
servofreno pneumatico	servo de aire a presión	luchtdrukbekrachtiger
interruttore spia pressione	interruptor de aviso de presión	druk-waarschuwingsschakelaar
regolatore flusso pressione	regulador DS	DS-regelaar
EDS (bloccaggio elettronico differenziale)	EDS (bloqueo diferencial electrónico)	EDS
gruppo valvole EDS	EDS válvula de bloqueo	EDS-kleppenblok
normativa CE	según normativa CEE	EG-voorschrift
montaggio dietro l'assale	instalación despues del eje	montage achter de as
montaggio davanti l'assale	instalación antes del eje	montage vóór de as
serie di montaggio	juego de montaje	inbouwset
ruota singola	cubierta simple	enkele banden
misura alloggiamento xx mm	medida de alojamiento xx mm	inknoopmaat xx mm
diametro mandata = xx mm	admisión diámetro = xx mm	inlaat D=xx mm
mandata con tappo in gomma	admisión con tapon de goma	inlaat met rubberen plug
regolatore a vite	regulador roscado	inschroefregelaar
carburatore elettronico	carburador eléctrico	elektr. carburateur
attacco per spurgo	conexión de purga	ontluchtingsaansluiting
valvola di spurgo	válvula de purga	ontluchtingsventiel
carico utile maggiorato	incremento de carga	verhoogd laadvermogen
ricambio per pinza freno D=xx	sustitución para pinzas D=xx	reserve voor remklauwen D=xx
ETS (controllo elettronico della trazione)	ETS (sistema de control electr. de tracción)	ETS
Europa	Europa	Europa
export	Exportación	export
scuola guida	escuela de conducción	rijsschool
serie soffietti	juego de reparac. de suspension neumatica	rolbalgset
pinza freno flottante	pinza de puno	zwevende remklauwen
finestrella	ventana	venster
pinza freno fissa	pinza de fija	vaste remklauwen
spessore flangia x mm	grosor de la brida x mm	flensdikte x mm
misura flangia = xx,x	medida de brida = xx,x	flensmaat = xx,x
scatola cambio Fuller	Fuller caja de cambios	Fuller-transmissie
per pastiglie freno senza accessori	para juego de pastilla sin accesorios	voor remvoeringsets zonder toebehoren
per pinze freno / precedente	para pinza/avisador	voor remklauwen/voorlopers
per servofreno a doppia membrana	para servo freno con doble membrana	voor dubbel-membraantoestel
serie forcelle	juego de cabeza de horquilla	gaffelset
carcassa L =	carcasa L=	huis L=
giallo	amarillo	geel
veicoli blindati	vehículo blindado	gepantserde voertuigen
scatola cambio	caja de cambios	transmissie
scatola cambio n.	número de caja de cambios	transmissie-nr.
pompa in ghisa	bomba de fundición de gris	GG-pomp
pinza in ghisa	pinza de fundición de gris	GG-klauwen
pompa tandem in ghisa / precedente	cil. principal de fundición de gris/avisador	GG-tandemhoofdcilinder/voorloper
Stati del Golfo	estados del Golfo Pérsico	Golfstaten
pompa frizione con flangia verticale	cilindro distribuidor con brida vertical	hoofdcilinder met verticale flens
cilindro di comando	CTR (cilindro distribuidor)	hoofdcilinder
serie riparazione cilindro di comando	juego de reparación de juntas CTR	reparatieset hoofdcilinder
P (asse posteriore)	HA (eje trasero)	achteras
molla di ritegno	muelle de sujeción	klemveer
supporto	soporte	houder
serie di supporti	juego de soporte	houderset
vite supporto	tomillo de soporte	houderschroef
azionamento freno a mano	activación de freno de mano	bediening handrem
leva freno a mano	palanca freno de mano	handremhendel
dischi freno asse posteriore	eje trasero disco de freno	schijfrem achteras
tamburi freno asse posteriore	eje trasero tambores de freno	trommelrem achteras
leva	palanca	hendel
tetto sopraelevato	techo sobrealzado	hoog dak
vite cava	tomillo hueco	holle bout
freni Hosei	freno de Hosei	Hosei-rem
corsa	elevación	slag
serie boccole	juego de vaina	doppenset
accumulatore idraulico	acumulador de hidráulico	hydraulisch reservoir
servofreno idraulico	servo hidráulico	hydraulische versterker
cilindro idraulico	cilindro de hidráulico	hydraulische cilinder
modulatore idraulico	modulador de hidráulico	hydr. regeleenheid
pompa freno	CM (cilindro maestro)	hoofdcilinder
serie riparazione pompa freno	juego de reparación CM	reparatieset hoofdcilinder
in cabina	en cabina	in de stuurcabine
nel vano motore	en compartimento de motor	in de motorruimte

innen	inside	intérieur
Innengewinde	inner thread	taraudage intérieure
Kastenwagen	van	fourgonnette
Katalysator	catalytic converter	catalyseur
Kennzeichen: xx	registration number: xx	indice: xx
Kerbe am Flansch	notch on flange	entaille sur la bride
Klasse	class	classe
Kleinbus	minibus	petit autobus
Klimaanlage	air conditioning	air conditionné
Kolbenstange D=	piston rod diameter=	tige de commande diamètre=
Kolbenstange L=	piston rod length=	tige de commande longueur=
Kombiwagen	station wagon	voiture familiale
Kompakt THz	compact TMC	MCT compact
Krankenwagen	ambulance	véhicule à ambulance
Kupplung	clutch	embrayage
Kupplungsabgang	outlet port for clutch connection	sortie d'embrayage
Kupplungsverstärker	clutch booster	amplificateur d'embrayage
kurzer Radstand	short wheel base	empattement court
kurzes Bremsgerät	short brake booster	servo-frein court
L (Länge) =	L (length) =	L (longueur) =
langer Radstand	long wheel base	empattement long
Leckageanzeige	leakage indicator	avertissement de fuite
lieferbar	available	disponible
links oben und rechts unten	upper left and lower right	à gauche, en haut et à droite, en bas
links vor und rechts hinter der Achse	left in front and right behind axle	à gauche devant essieu et à droite derrière essieu
Linkslenker	left hand drive	direction à gauche
Luftfederung	pneumatic suspension	suspension pneumatique
luftgekühlt	air-cooled	refroidir par air
M8-Führungsbolzen	M8-guide pin	boulon de guidage M8
MA-Getriebe	MA gearbox	boîte de vitesse MA
mit 1 Haltestift	with 1 retaining pin	avec 1 bouchon d'arrêt
mit 2 Haltestiften	with 2 retaining pins	avec 2 bouchon d'arrêts
mit Alufelgen	with alu wheel rim	avec jante en alu
mit angegossenem Behälter	with cast-on reservoir	réservoir en fonte commun
mit geregelter Katalysator	with controlled catalytic converter	avec cataliseur réglé
mit Laschen	with straps	avec collier
mit Leichtmetallrädern	with light alloy rims	avec jantes en aluminium
MKII-Aggregat kpl.	MKII complete unit	agrégat MKII complet
Mod. (Modell)	Mod. (model)	Mod. (modèle)
Motor	engine	moteur
Motor-Nr.	engine number	numéro de moteur
Motor-Pumpen-Aggregat	motor pump unit	agrégat moteur pompe
Multi-Link-Achse	multi-link axle	essieu multi-link
m.Z. (mit Zubehör)	m.Z. (with accessories)	m.Z. (avec accessoire)
Nachstellteile-Satz	adjuster parts set	jeu de pièces d'ajustage
ND-Schlauch	ND low pressure hose	flexible de ND
Nebenabtrieb	power take-off	propulsion secondaire
Niveauregulierung	suspension level-control	correcteur d'assiette
Nz (Nehmerzylinder)	SC (slave cylinder)	RE (récepteur d'embrayage)
Nz-Reparatursatz	SC-repair kit	néc. de réparation RE
ohne Alufelgen	without alu wheel rim	sauf jante en alu
ohne geregelten Katalysator	uncontrolled catalytic converter	sauf cataliseur réglé
ohne Laschen	without straps	sans collier
ohne Leichtmetallräder	without light alloy rim	sauf jantes en aluminium
O-Ring	O-ring	joint torique
Pedal Feststeller	lockable pedal	fixation des pédales
Polizei	Police	Police
Rad	wheel	roue
Radsensor	wheel sensor	capteur de roue
Radstand xxxx mm	wheel base xxxx mm	empattement xxxx mm
rechts oben und links unten	upper right and lower left	à droite, en haut et à gauche, en bas
Rechtslenker	right hand drive	direction à droite
Regler	regulator	régulateur
Reihenmotor	R engine	moteur en ligne
Reisebus/Hochdecker	tourist bus/high decker	autobus/car avec cabine élevée
Reparatursatz	repair kit	néc. de réparation
Ringstutzen-Satz	ring type nipple set	jeux de raccord annulaire
Rohrleitung	pipe line	conduite tube
rot	red	rouge
roter Sattel	red caliper	étrier rouge
Rückschlagventil	non-return valve	clapet antiretour
Rückstellwellen-Satz	resetting shaft set	jeu d'arbres de rappel
Rz (Radzylinder)	WC (wheel cylinder)	CR (cylindre roue)
Rz-Dichtungssatz	WC-seal kit	jeu de joints CR
Rz-Reparatursatz	WC-repair kit	néc. de réparation CR
Salisbury-Achse	Salisbury axle	essieu Salisbury
Sattel mit 1 Haltestift	caliper with 1 retaining pin	étrier avec 1 bouchon d'arrêt

interno	interior	binnen
filettatura interna	rosca interior	binnendraad
furgone	furgon	bestelwagen
catalizzatore	catalizador	katalysator
sigla: xx	distintivo: xx	kenmerk: xx
centraggio su flangia	muesca en brida	kerf in de flens
classe	classe	klasse
minibus	mini-bus	kleine bus
aria condizionata	aire acondicionado	airconditioning
biella D=	varilla de pistón diámetro =	zuigerstang D=
biella L=	varilla de pistón largo=	zuigerstang L=
station wagon	break (familiar)	stationwagen
pompa freno tandem compatta	cilindro maestro tandem compacto	compacte tandemhoofdcilinder
ambulanza	ambulancia	ziekenwagen
frizione	embrague	koppeling
uscita per frizione	salida conexión embrague	koppelingsuitlaat
servofrizione	refuerzo embrague	koppelingsbekrachtiger
passo corto	distancia corta entre ejes	korte wielbasis
servofreno corto	servofreno corto	kort remapparaat
L (lunghezza) =	L (largo) =	L (lengte) =
passo lungo	distancia larga entre ejes	lange wielbasis
spia perdite	indicador pérdida líquido de freno	lekkagedetector
disponibile	suministrable	leverbaar
a sinistra in alto e a destra in basso	izquierda arriba + derecha abajo	links boven en rechts onder
davanti a sinistra e dietro a destra dell'assale	izquierda adelante+derecha atrás de eje	links voor en rechts achter de as
guida a sinistra	volante a la izquierda	auto met stuur links
sospensione pneumatica	suspensión neumática	luchtvering
raffreddato ad aria	refrigeración por aire	luchtgekoeld
perni di guida M8	perno de guía M8	M8-geleidingspen
scatola cambio MA	caja de cambios MA	MA-transmissie
con 1 spina di fissaggio	con 1 pasador	met 1 borgstift
con 2 spine di fissaggio	con 2 pasadores	met 2 borgstiften
con cerchioni in alluminio	con Llantas de aluminio	met aluminium velgen
con serbatoio stampato	con depósito anadido	met aangegoten reservoir
con catalizzatore regolato	con catalizador regulado	met geregelde katalysator
con coprigiunto	con brida	met verbindingselementen
con ruote in lega leggera	con Llantas de aluminio	met lichtmetalen wielen
gruppo completo MKII	MKII sistema completo	MKII-aggregaat compl.
mod. (modello)	Mod. (modelo)	mod. (model)
motore	motor	motor
motore n.	número de motor	motornr.
gruppo motore-pompa	systema motor-bomba	motor-pomp-aggregaat
assale Multi-link	eje Multi-Link	multi-link-as
con acc. (con accessori)	m.Z. (con accesorios)	met toebehoren (met toebehoren)
serie parti registrazione	juego de acoplamiento	set stoeleonderdelen
flessibile bassa pressione	ND flexible	ND-slang
attacco di forza	potencia adicional	pto
correttore d'assetto	regulación de altura de suspensión	niveauregeling
cilindro ricevitore	CRE (cilindro receptor)	werkcilinder
serie riparazione cilindro ricevitore	juego de reparación de juntas CRE	reparatieset werkcilinder
cerchioni in alluminio	sin Llantas de aluminio	zonder aluminium velgen
senza catalizzatore regolato	sin catalizador regulado	zonder geregelde katalysator
senza coprigiunto	sin brida	zonder verbindingselementen
senza ruote in lega leggera	sin Llantas de aluminio	zonder lichtmetalen wielen
O-Ring	junta torica	O-ring
blocca-pedale	eje pedal	pedaalvastzetter
Polizia	Police	politie
ruota	rueda	wiel
sensore ruota	sensor de rueda	wielsensor
passo xxxx mm	distancia entre rueda xxxx mm	wielbasis xxxx mm
a destra in alto e a sinistra in basso	derecha arriba + izquierda abajo	rechts boven en links onder
guida a destra	volante a la derecha	auto met het stuur rechts
correttore di frenata	regulador	regelaar
motore in linea	motor de R	lijnmotor
pullman / pianale alto	autobús	Reisbus/hoogdekker
serie di riparazione	juego de reparación	reparatieset
serie raccordi anulari	juego de tubuladura anular	set ringaansluitingen
tubazione	latiguillo	pijpleiding
rosso	rojo	rood
pinza rossa	pinza roja	rood zadel
valvola di non ritorno	valvula de retención	terugslagklep
serie alberi di richiamo	juego de onda de retroceso	set terugstelassjes
cil. ruota (cilindretto ruota)	CR (cilindro de rueda)	wielcilinder
serie guarnizioni cil. ruota	juego de reparación de juntas CR	pakkingset wielcilinder
serie riparazione cil. ruota	juego de reparación CR	reparatieset wielcilinder
assale Salisbury	Salisbury eje	Salisbury-as
pinza con una spina di fissaggio	pinza con 1 pasador	klauw met 1 borgstift

Sattel mit 2 Haltestiften	caliper with 2 retaining pins	étrier avec 2 bouchon d'arrêt
Sättel mit Gussnoppen	calipers with cast-naps	étriers avec nopas en fonte
Sattelschraube	caliper screw	vis d'étrier
Scheibenbremse	disc brake	disques de frein
Scheibenkupplung	disc clutch	embrayage du disque
Scheibenschraube	disc screw	disque vis
Schlauchleitung	line hose	conduite flexible
Schraubstutzen	screw neck	raccordement à vis
schwarz	black	noir
Schwimmsättel	floating caliper	étrier flottant
Schwingblech WE	sheet metal warning device	tôle oscillante dispositif d'avertissement
SCS	SCS (stop control system)	SCS (système de contrôle stop)
separater Behälter	separate reservoir	réservoir séparé
separates Druckstück/Vorgänger	separate thrust member/predecessor	pièce d'appui/prédécesseur
Servolenkung	power steering	direction assistée
Skandinavien	Scandinavia	Scandinavie
Sitzplätze	seats	sièges
Sonderfahrzeuge	special vehicle	véhicule spécial
Spezialaufbau	special body	carrosserie spéciale
Sportfahrwerk	sports suspension	châssis sport
Spur	track	voie
Standard-Bremsgerät	standard booster unit	servo-frein standard
Standard-THz	standard tandem master cylinder	MC-tandem standard
staubfeste Ausführung	dustproof design	exécution anti poussière
Stufenheck	saloon	à coffre
T50-Reparaturatz	T50-repair kit	néc. de réparation T50
Tandemregler	tandem proportioning valve	compensateur tandem
THz mit 3 Anschlüssen	TMC with 3 connections	MCT avec 3 raccords
THz mit Anschlagsschraube	TMC with stop screw	MCT avec vis de butée
THz (Tandemhauptzylinder)	TMC (tandem master cylinder)	MCT (maître cylindre tandem)
THz-Reparaturatz	TMC-repair kit	néc. de réparation MCT
THz-RS (Montagehülse)	TMC-repair kit (assembly sleeve)	néc. de réparation MCT (douille d'assemblage)
Timken-Achse	Timken axle	essieu Timken
Topfmanschette	pot seal	coupelle
Tragbolzensatz	supporting bolt set	jeu de boulons de suspension
Transporter	transporters	transporter
Triebkopf	drive head	tête de propulsion
Trommelbremse	drum brake	frein à tambour
TBB (Trommelbremsbacken)	DBS (drum brake shoes)	SGT (mâchoires de frein à tambour)
Umbau 1-teilig auf 2-teilig	reconstruction 1-piece to 2-piece	reconstruction 1 partie sur 2 parties
Unterdruckverstärker	vacuum booster	amplificateur à dépression
ursprüngl. verschraubte Beläge	initial screwed pads	à l'origine garnitures vissés
VA (Vorderachse)	FA (front axle)	VA (essieu avant)
VA-Girling-Bremse	front axle girling-brake	frein à girling essieu avant
VA-Scheibenbremse	front axle disc brake	frein à disque essieu avant
VA-Trommelbremse	front axle brake drums	tambours de frein essieu avant
Ventilblock	valve block	bloc de vanes
Ventilblock kpl.	valve block complete	bloc de vanes complet
Verbindungsschrauben	connection screws	vis de raccordement
Verschlusschraube	screw plug	vis de fermeture
Verschraubung	screw fitting	couvercle
Verschraubung kpl.	screw fitting cpl.	couvercle complet
verstärkte Bremse	heavy-duty brake	frein renforcé
verstärkte Stoßdämpfer	reinforced dampers (shock absorber)	amortisseurs renforcés
verstärktes Fahrwerk	reinforced suspension	châssis renforcé
Verteilerstück wiederverwenden	reuse distributor piece	distributeur à remettre
V-Motor	V engine	moteur en V
Vorder- und Hinterachse	front and rear axle	essieu avant et essieu arrière
Vorderachse	front axle	essieu avant
Vorderachse und 2. Hinterachse	front axle and second rear axle	essieu avant et 2. essieu arrière
Vordruckventil	residual pressure valve	soupape pression d'admission
Vorgänger	predecessor	prédécesseur
Vorgänger / Abschirmkappe	predecessor / deflector cap	prédécesseur/défecteur
Vorgänger-THz, Einlaß D=xx	predecessor-TMC, inlet diameter=xx	MCT prédécesseur, admission diamètre=xx
Vorspannzylinder	pre-loaded cylinder	cylindre relais
WK (Warnkontakt)	WI (wear indicator)	TU (témoin d'usure)
Warnkontakt 1-polig	wear indicator single connector	témoin d'usure 1-borne
Warnkontakt 2-polig	wear indicator twin connector	témoin d'usure 2-bornes
Warnschalter	warning switch	interrupteur d'avertissement
WE (Warneinrichtung)	WD (warning device)	DA (dispositif d'avertissement)
WE-Befestigung	WD fixture	fixation de DA
Wegsensor	travel sensor	capteur de course
weiß	white	blanc
Zylinderschraube	cylinder screw	vis cylindre



pinza con due spine di fissaggio	pinza con 2 pasadores	klaauw met 2 borgstiften
pinze freno con borchie fuse	pinzas con protuberancias de fundición	klauwen met aangegoten noppen
vite pinza	tornillo de pinza	klaaubouten
freni a disco	disco de freno	schijfrem
frizione a disco	disco de embrague	plaatkoppeling
viti disco freno	tornillo de disco	schijfbout
flessibile (tubo flessibile)	latiguillo flexible	slangleiding
raccordo filettato	tornillo de fijación	schroefaansluiting
nero	negro	zwart
pinza freno flottante	pinza flotante	zwevende klauwen
spia a lamierino vibrante	chapa para avisador de desgaste	trilplaat
SCS (sistema controllo frenata)	SCS (sistema de control de frenada)	SCS
serbatoio separato	depósito independiente	apart reservoir
pezzo di pressione separato / precedente	tuberia de presión independiente/avisador	apart drukstuk/voorloper
servosterzo	dirección asistida	stuurbekrachtiging
Scandinavia	Escandinavia	Scandinavië
posti a sedere	plazas	zitplaatsen
veicolo speciale	vehiculos especial	speciale voertuigen
carrozzeria speciale	construcción carrocería especial	speciale opbouw
assetto sportivo	suspensión deportiva	sportonderstel
carreggiata	distancia entre ruedas	spoor
servofreno standard	servo freno standard	standaard remapparaat
pompa freno tandem standard	cilindro tándem standard	standaard tandemhoofdcilinder
versione antipolvere	version antipolución	stofvaste uitvoering
a 3 volumi	parte trasera escalonada	notch-back
serie riparazione T50	juego de reparación T50	T50-reparatieset
regolatore tandem	tándem regulador	tandemregelaar
pompa freno tandem con 3 attacchi	cilindro tándem con 3 conexions	tandemhoofdcilinder met 3 aansluitingen
pompa freno tandem con vite di fermo	cilindro tándem con tornillo de tope	tandemhoofdcilinder met aanslagbout
pompa freno tandem	CMT (cilindro tándem)	tandemhoofdcilinder
serie riparazione pompa freno tandem	juego de reparación CMT	reparatieset tandemhoofdcilinder
serie rip. pompa freno tandem (bussola montaggio)	juego de reparación CMT (vainas de montaje)	tandemhoofdcilinder RS (montagehuls)
assale Timken	Timken eje	Timken-as
guarnizione a tazza	retén	cupmanchet
serie perni di supporto	juego de tornillo de soporte	set draagpennen
furgoncino	furgoneta	transporter
motrice con sola cabina (telaio nudo)	grupo motriz	aandrijfkop
freni a tamburo	tambores de freno	trommelrem
ganasce freno	ZDF (zapatas de freno)	trommelremschoenen
modifica da 1 a 2 sezioni	reconstrucción de 1 a 2 piezas	ombouw 1-delig naar 2-delig
servofreno a depressione	amplificador de depresion	onderdrukbekrachtiger
pastiglie freno avvitare in origine	pastillas inicialmente montadas	oorspr. vastgeschroefde remvoeringen
A (asse anteriore)	VA (eje delantero)	vooras
asse anteriore con impianto Girling	eje delantero - Girling freno	Girling-rem vooras
dischi freno asse anteriore	eje delantero - disco de freno	schijfrem vooras
tamburi freno asse anteriore	eje delantero - tambores de freno	trommelrem vooras
blocco valvole	válvula de bloqueo	kleppenblok
blocco valvole completo	bloque de valvulas completo	kleppenblok compl.
viti di collegamento	tornillo de conexión	verbindingsschroeven
vite di chiusura	tornillo de cierre	schroefop
attacco filettato	tornillo de fijación	schroefkoppeling
attacco filettato completo	fijación completa	schroefkoppeling compl.
freno rinforzato	freno reforzado	bekrachtigde rem
ammortizzatori rinforzati	amortiguadores reforzados	versterkte schokdemper
autotelaio rinforzato	suspensión reforzada	versterkt onderstel
riutilizzare il distributore	distribuidor de reemplazo	verdeelblok opnieuw gebruiken
motore a V	motor de V	V-motor
assi anteriore e posteriore	eje delantero + eje trasero	voor- en achteras
asse anteriore	eje delantero	vooras
asse anteriore e secondo asse posteriore	eje delantero + 2. eje trasero	vooras en 2e achteras
valvola anticipo pressione	válvula de presión previa	restdrukklep
precedente	predecesor	voorloper
precedente / calotta di protezione	predecesor / tapa deflector	voorloper / verdelerkap
pompa freno tandem precedente, D mandata = xx	predecesor cilindro principal, admision D=xx	voorloper tandemhoofdcilinder, inlaat D=xx
convertitore di pressione	cilindro preajustado	voorspancilinder
RU (rilevatore usura)	CD (contacto de desgaste)	contact noodknipperlichtinstallatie
rivelatore usura unipolare	contacto de desgaste con 1 conexión	contact noodknipperlichtinstallatie 1-polig
rivelatore usura bipolare	contacto de desgaste con 2 conexiones	contact noodknipperlichtinstallatie 2-polig
interruttore spia	interruptor de desgaste	schakelaar noodknipperlichtinstallatie
DS disp. spia (dispositivo spia)	DD (dispositivo de desgaste)	noodknipperlichtinstallatie
fissaggio dispositivo spia	fijación del dispositivo de desgaste	bevestiging noodknipperlichtinstallatie
sensore di corsa	sensor de ruta	wegsensor
bianco	blanco	wit
vite cilindrica	tornillo cilíndrico	cilinderkoppbout

1-Kammer-Druckluftbremse	pneumatisk bremse med et kammer	enkammartryckluftsbroms
1-Kolbensattel D=xx	1-bremseåg Ø=xx	1-kolvsok d=xx
2-Kolbensattel D=xx	2-bremseåg Ø=xx	2-kolvsok d=xx
4-Kolbensattel	4-bremseåg	4-kolvsok
1-Kreis-Bremse	1-kreds-bremse	1-krets broms
2-Kreis-Bremse	2-kreds-bremse	2-krets broms
1-Kreis-Sättel	1-kreds-bremseåg	1-krets bromsok
2-Kreis-Sättel	2-kreds-bremseåg	2-krets bromsok
1. Hinterachse	1. bagaksel	1:a bakaxeln
1. und 2. Hinterachse	1. og 2. bagaksel	1:a och 2:a bakaxeln
4-Loch-Bremsscheibe	4-hul-bremsskive	4-håls bromsskiva
6-Loch-Bremsscheibe	6-hul-bremsskive	6-håls bromsskiva
3-Loch-Felge	3-hul-fælg	3-håls fälg
4-Loch-Felge	4-hul-fælg	4-håls fälg
5-Loch-Felge	5-hul-fælg	5-håls fälg
6kt-Schraube	6-kant skrue	sexkantsskrub
6kt-Schraube (innen)	6-kant skrue (indvendigt)	sexkanthålsskrue
6"-Tandem	6"-tandem	6"-tandem
8"-Tandem mit Gabelkopf	8"-tandem med gaffelhoved	8"-tandem med gaffelhuvud
8"-Tandem ohne Gabelkopf	8"-tandem uden gaffelhoved	8"-tandem utan gaffelhuvud
ABS	ABS	ABS (låsningsfria bromsar)
ABS-Dichtungssatz	ABS-pakningssæt	ABS pakningssats
Achtung: Kolbenstellung ändern !	Bemærk: Stempelstilling skal ændres!	OBS! Ändra kolvläge !
Adapter für Bördel E	adapter til krave E	adapter för fläns E
alle Typen	alle typer	alla typer
Alu-Pumpe	alu-pumpe	aluminiumpump
Alu-Sättel	alu-åg	aluminium-ok
am Bremssattel	på bremseåg	på bromsoket
am Hauptzylinder	på hovedcylindren	på huvudcylindern
A-Motor	A-motor	A-motor
Anschlagschraube oben	stoppskrue oppe	stoppskrue upptill
Anschluß/Anschlüsse	tilslutning/tilslutninger	anslutning/anslutningar
Anti-Noise-Blech	Anti-Noise-plade	anti-noise-plåt
ASC (Automatische Stabilitäts Control)	ASC (automatisk stabilitetskontrol)	ASC (automatisk stabilitetskontroll)
ASR (Antriebsschlupfregelsystem)	ASR (traktionskontrolsystem)	ASR (antispinnreglering)
ATE nur über VAG erhältlich	ATE kan kun leveres via VAG	ATE erhålls endast via VAG
auf Typenschild	på typeskiltet	på typskylten
aufgeschraubt	skruet på	påskruvad
Auslaß seitlich links	udløb i siden til venstre	utlopp vänster sida
Auslaß seitlich rechts	udløb i siden til højre	utlopp höger sida
außen	udvendigt	yttre
automatische Nachstellung	automatisk justering	automatisk efterjustering
Behälter	beholder	behållare
Behälter Doppel-WE	beholder dobbelt advarselsudstyr	behållare med dubbel varningsanordning
Behälterbefestigung	beholderfastgørelse	behållarinfästning
Behälterstopfen	beholderprop	behållareplugg
Behälterverschraubung	beholderforskruning	behållarförskruvning
Behörde	myndighed	myndighet
Beläge	belægninger	belägg
belüftete Scheiben	ventilerede skiver	ventilerade skivor
Betätigungseinheit	aktiveringsenhed	manövreringsenhet
blau	blå	blå
Bodenventil	bundventil	bottenventil
Bodenventile tauschen	udskift bundventilerne	byta bottenventil
Bördel x	krave x	fläns typ x
braun	brun	brun
breite Ausführung	bred udførelse	brett utförande
Bremse	bremse	broms
Bremserät	bremseenhed	bromsenhet
Bremskraftregler	bremsekraftregulator	bromskraftregulator
Bremisleitungen erneuern !	Udskift bremseledninger!	förnya bromsledningarna !
Bremslightschalter	bremselygtekontakt	bromsljusomkopplare
Bremsscheiben	bremsseskiver	bromsskivor
Bremsschlauch beachten !	Bemærk bremsseslange!	Observera bromsslängen !
Buchse + Ausgleichbügel	bøsning + udligningsbøjle	bussning med utjämningsbygel
Bus	bus	buss
Bypassregler	bypass-regulator	bypassregulator
Citroen-Bremse	Citroen-bremse	Citroen-broms
D (Durchmesser) =	Ø (diameter) =	D (diameter) =
Dichtring	pakring	packningsring
Dichtung	pakning	packning
Dichtungssatz	pakningssæt	packningssats
Differentialsperre	differentialspærre	differentialspär
Differenzdruckschalter	differenstrykkontakt	omkopplare för differenstryck
Differenzdruckventil	differenstrykventil	differenstrycksventil
diverse Typen	diverse typer	diverse typer
Doppelbereifung	dobbelte dæk	dubbeldäck



travão pneumático de 1 câmara	1-kamrás sűrített levegős fék	однокамерный пневматический тормоз
pinça de travão de 1 pistão D=xx	1-dugattyús nyereg D=xx	однопоршневой суппорт D=xx
pinça de travão de 2 pistões D=xx	2-dugattyús nyereg D=xx	двупоршневой суппорт D=xx
pinça de travão de 4 pistões	4-dugattyús nyereg	четырёхпоршневой суппорт
travão mono-circuito	1 fékkörös fék	одноконтурная тормозная система
travão de circuito duplo	2 fékkörös fék	двухконтурная тормозная система
pinça de travão mono-circuito	1 körös nyereg	одноконтурные суппорта
pinça de travão de circuito duplo	2 körös nyereg	двухконтурные суппорта
1º eixo traseiro	1. hátsó tengely	1-й задний мост
1º e 2º eixos traseiros	1. és 2. hátsó tengely	1-й и 2-й задний мост
disco de travão com 4 furos	4 lyukas féktárcsa	тормозной диск с 4 отверстиями
disco de travão com 6 furos	6 lyukas féktárcsa	тормозной диск с 6 отверстиями
jante de 3 furos	3 lyukas keréktárcsa	колесный обод с 3 отверстиями
jante de 4 furos	4 lyukas keréktárcsa	колесный обод с 4 отверстиями
jante de 5 furos	5 lyukas keréktárcsa	колесный обод с 5 отверстиями
parafuso hexagonal	Hatlapfejű csavar	болт с шестигранной головкой
parafuso hexagonal (interior)	Belső hatlapfejű csavar	болт с шестигранной головкой (внутренней)
6" - tandem	6"-tandem	тандем 6"
8" - tandem com cabeça de garfo	8"-tandem villafejvel	тандем 8" с вильчатой головкой
8" - tandem sem cabeça de garfo	8"-tandem villafej nélkül	тандем 8" без вильчатой головки
ABS - sistema de travagem anti-bloqueio	ABS	ABS (антиблокировочная система)
ABS - jogo de juntas	ABS-tömítéskészlet	комплект прокладок для ABS
atenção: mudar a posição do pistão !	Figyelem: a dugattyúk helyzetét meg kell változtatni!	Внимание: изменить положение поршня!
adaptador para rebordo E	Adapter az „E” peremhez	адаптер для бортика типа E
todos os tipos	valamennyi típus	все типы
bomba em alumínio	Alumíniumszivattyú	алюминиевый насос
pinça de travão em alumínio	Alumíniumnyereg	алюминиевые суппорта
no pinça de travão	a féknyergen	на суппорте тормоза
na bomba central de travões	a főfékhengeren	на главном цилиндре
motor em A	A-motor	двигатель типа A
parafuso limitador de curso, em cima	felső útközőcsavar	упорный винт сверху
ligação / ligações	Csatlakozás/csatlakozások	подключение/подключения
placa anti-ruído	Zajcsökkentő lemez	противопопыховый экран
ASC (controlo automático de estabilidade)	ASC (automata stabilitás-ellenőző rendszer)	ASC (автоматическая система курсовой устойчивости)
ASR (sistema de controlo de tracção)	ASR (hajítás csúszásszabályozó rendszer)	ASR (противобуксовочная система)
ATE só disponível através da VAG	Az ATE csak a VAG-nál kapható	Приобрести продукцию ATE можно только через компанию VAG
na placa de identificação	a típustáblára	на заводской табличке с обозначением модели
aparafusado	felcsavarozva	на винтах
escape lateral esquerdo	Bal kieresztőnyílás	выпускное отверстие сбоку слева
escape lateral direito	Jobb kieresztőnyílás	выпускное отверстие сбоку справа
macho	kívül	снаружи
ajuste automático	automatikus utánállítás	автоматическая подстройка (регулировка)
depósito	Tartály	емкость (бачок)
depósito com sistema de avisador duplo	Tartály, kettős WE	емкость с двойным сигнальным устройством
fixação do depósito	Tartályrögzítés	крепление емкости
bujão do depósito	Tartálydugó	пробка емкости
tampa do depósito	Tartály csavarkötés	винтовое крепление емкости
oficial	Hivatal	автомобили для госслужб
pastilhas de travão de disco	Féktételek	тормозные накладки (колодки)
discos ventilados	Hűtött tárcsák	вентилируемые диски
unidade de accionamento	Kezelő egység	блок включения
azul	kék	синий
válvula de pressão residual	Fenékszelep	клапан избыточного давления главного тормозного цилиндра
mudar válvula de pressão residual	Fenékszelep kicserélése	Заменить клапаны избыточного давления
rebordo tipo X	Perem x	фланец x
castanho	barna	коричневый
modelo largo	Széles kivitel	широкая модификация
travão	Fék	тормоз
servo-assistida	Fékberendezés	тормозное устройство
regulador da força de travagem	Fékerőszabályzó	регулятор тормозного усилия
substituir tubagem do sistema de travagem	Cserélje ki a fékvezetékeket !	Заменить тормозные шланги !
interruptor da luz de stop	Féklámpa kapcsoló	выключатель сигнала торможения
discos de travão	Féktárcsák	тормозные диски
atenção ao tubo de travão !	Ügyeljen a féktömlőre !	Обратить внимание на тормозной шланг!
bucha + cabo de compensação	Hüvely + kiegyenlítő kengyel	втулка + компенсационная скоба
autocarro	Busz	автобус
regulador by-pass	Bypass szabályozó	байпасный регулятор
travão Citroen	Citroen-fék	тормоз „Ситроен“
D (diâmetro) =	D (átmérő) =	D (диаметр) =
retentor	Tömítőgyűrű	уплотнительное кольцо
junta	Tömítés	прокладка уплотнительная
jogo de juntas	Tömítéskészlet	комплект прокладок
bloqueio do diferencial	Differenciálzár	блокировка дифференциала
interruptor do diferencial de pressão	Nyomáskülönbség kapcsoló	дифференциальное реле давления
válvula do diferencial de pressão	Nyomáskülönbség szelep	дифференциальный регулирующий клапан
diversos tipos	Különböző típusok	различные типы
pneu duplo	Dupla kerékkészlet	сдвоенные шины

D Technische Übersetzungen

DA Tekniske oversættelser

SV Tekniska översättningar

Doppelkabine	dobbelt kabine	dubbelhytt
Druckbegrenzungsventil	trykbegrænsningsventil	tryckbegränsningsventil
Druckbolzen	trykbolt	tryckbolt
Druckbolzen (kurz)	trykbolt (kort)	tryckbolt (kort)
Druckbolzen (lang)	trykbolt (lang)	tryckbolt (lång)
Druckluftbremse	trykluftbremse	tryckluftsbroms
Druckluftleitung	trykluftledning	tryckluftsledning
Druckluftunterstützung	trykluftunderstøttet	tryckluftsstöd
Druckluftverstärker	trykluftforstærker	tryckluftsförstärkare
Druck-Warnschalter	tryk-advarselskontakt	tryck-varningsomkopplare
DS-Regler	DS-regulator	DS regulator
EDS	EDS	EDS (elektronisk differential spärr)
EDS-Ventilblock	EDS-ventilblok	EDS ventilblock
EG-Vorschrift	EF-forskrift	EG direktiv
Einbau hinter der Achse	indbygning bagved akslen	inmontering bakom axeln
Einbau vor der Achse	indbygning foran akslen	inmontering framför axeln
Einbausatz	indbygningssæt	monteringssats
Einfachbereifung	enkelt dæk	enkeldäck
Einknopfmaß xx mm	indknæpningsmål xx mm	inknäppningsmått xx mm
Einlaß D=xx mm	indløb Ø=xx mm	inlopp D=xx mm
Einlaß mit Gummistopfen	indløb med gummiprop	inlopp med gummiplugg
Einschraubregler	indskruningsregulator	inskruv-utjämningsventil
elektr. Vergaser	elektr. karburator	elektrisk förgasare
Entlüfteranschluß	udluftningstilslutning	avlutningsanslutning
Entlüfterventil	udluftningsventil	avlutningsventil
erhöhte Zuladung	oget last	förhöjd tillsatsvikt
Ersatz für Sättel D=xx	erstatning for åg Ø=xx	ersättning för ok D=xx
ETS	ETS (elektronisk traktionssystem)	ETS antispinnsystem
Europa	Europa	Europa
Export	eksport	export
Fahrschule	køreskole	körskola
Faltenbaldsatz	foldebælgssæt	bälgsats
Faustsättel	håndåg	flytande bromsok
Fenster	vindue	fönster
Festsättel	faste åg	fasta ok
Flanschdicke x mm	flangetykkelse x mm	flänstjocklek x mm
Flanschmaß = xx,x	flangemål = xx,x	flänsmått = xx,x
Fuller-Getriebe	Fuller-gear	Fuller växellåda
für Belagsätze ohne Zubehör	til belægningssæt uden tilbehør	för beläggsatser utan tillbehör
für Bremssättel/Vorgänger	til bremseåg/forgænger	för bromsok/föregångare
für Doppelmembran-Gerät	til dobbeltmembran-enhed	för dubbelmembran-enhet
Gabelkopfsatz	gaffelhovedsæt	gaffelhuvudsats
Gehäuse L=	hus L=	hus L=
gelb	gul	gul
gepanzerte Fahrzeuge	pansrede køretøjer	bepansrade fordon
Getriebe	gear	växellåda
Getriebe-Nr.	gear-nr.	växellåds-nr.
GG-Pumpe	støbejerns-pumpe	pump av grått gjutjärn
GG-Sättel	støbejerns-åg	ok av grått gjutjärn
GG-THz/Vorgänger	støbejerns-TMC/forgænger	Thc av grått gjutjärn/föregångare
Golf-Staaten	Golfstaterne	Golfstaterna
Gz mit senkrechtem Flansch	givercylinder med lodret flange	givarcylinder med vertikal fläns
Gz (Geberzylinder)	givercylinder	Gc (givarcylinder)
Gz-Reparaturatz	givercylinder-reparationssæt	Gc-reparationssats
HA (Hinterachse)	BA (bagaksel)	BA (bakaxel)
Haltefeder	holdefeder	spärrfjäder
Halter	holder	hållare
Haltersatz	holdesæt	hållaresats
Halterschraube	holderskrue	hållareskruv
Handbremsbetätigung	aktivering af håndbremse	handbromsmanövrering
Handbremshebel	håndbremsestang	handbromsspak
HA-Scheibenbremse	BA-skivebremse	BA skivbroms
HA-Trommelbremse	BA-tromlebremse	BA trumbroms
Hebel	håndtag	spak
Hochdach	højt tag	högt tak
Hohlschraube	hulskrue	ihålig skruv
Hosei-Bremse	Hosei-bremse	Hosei-broms
Hub	slag	slag
Hülsensatz	bøsningesæt	hylssats
Hydraulikspeicher	hydraulikkakumulator	hydraulackumulator
Hydraulikverstärker	hydraulikforstærker	hydraulförstärkare
Hydraulikzylinder	hydraulikcylinder	hydraulicylinder
Hydr. Steuereinheit	hydraulisk styreenhed	hydr. styrenhet
Hz (Hauptzylinder)	hovedcylinder	Hc (huvudcylinder)
Hz-Reparaturatz	hovedcylinder-reparationssæt	Hc-reparationssats
im Fahrerhaus	i førerhuset	i förarhytten
im Motorraum	i motorrummet	i motorrummet



cabina dupla	Dupla vezetőfülke	двойная кабина
válvula limitadora de pressão	Nyomáskorlátozó szelep	редукционный клапан
perno de pressão	Nyomócsap	зажимный болт
perno de pressão (curto)	Nyomócsap (rövid)	зажимный болт (короткий)
perno de pressão (longo)	Nyomócsap (hosszú)	зажимный болт (длинный)
travão pneumático	Sűrített levegős fék	пневматический тормоз
conduta pneumática	Sűrített levegő vezeték	трубопровод сжатого воздуха
assistência pneumática	Sűrített levegő segítség	поддержка сжатым воздухом
servofreio pneumático	Sűrített levegő erősítő	пневматический усилитель (бустер)
interruptor de aviso de pressão	Nyomás figyelmeztető kapcsoló	сигнальное реле давления
regulador DS	DS-szabályozó	DS-регулятор
EDS (bloqueio electrónico do diferencial)	EDS	EDS (электронная блокировка дифференциала)
EDS-válvula de bloqueio	EDS-szelepblokk	клапанный блок EDS
de acordo com as normas da CE	EG-előírás	Соответствует предписаниям Европейского Сообщества
instalação atrás do eixo	Beszereles a tengely mögött	установка позади оси
instalação à frente do eixo	Beszereles a tengely előtt	установка перед осью
jogo de montagem	Beszereelő készlet	монтажный комплект
pneu simples	Egyszeres kerékkészlet	одинарные шины
medida p/ instalar botão xx mm	Begombolási méret xx mm	размер закрепления xx мм
diâmetro de admissão = xx mm	Bemenőnyílás D=xx mm	впускное отверстие D=xx мм
admissão com ficha de borracha	Bemenőnyílás gumidugóval	впускное отверстие с резиновой пробкой
regulador de parafuso	Becsavarható szabályozó	винчиваемый регулятор
carburador eléctrico	Elektr. porlasztó	электр. карбюратор
ligação de purga	Légtelenítő csatlakozó	подсоединение устройства для удаления воздуха
válvula de purga	Légtelenítő szelep	клапан сапуна
carga útil aumentada	Megnövelt rakomány	повышенная полезная нагрузка
sobressalente para pinça de travão D=xx	Nyeregpótlás D=xx	замена по суппортам D=xx
ETS (sistema electrónico da tracção)	ETS	ETS (электронная система контроля тягового усилия)
Europa	Európa	Европа
exportação	Export	экспорт
escola de condução	Járművezető iskola	автошкола
jogo de foles	Harmonika-készlet	комплект гофрированных чехлов
pinça de travão tipo „Faust“	Mozgó nyergek	тормозной механизм с плавающей скобой
janela	Ablak	окно
pinça de travão fixa	Rögzített nyereg	фиксированная скоба дискового тормоза
espessura da flange x mm	Karimavastagság x mm	толщина фланца x мм
medida da flange = xx,x	Karimaméret = xx,x	размер фланца=xx,x
caixa de velocidades Fuller	Fuller-sebességváltó	коробка передач Фуллера
para pastilhas de travão sem acessórios	Fékbetétkészlethez tartozék nélkül	для комплектов колодок без принадлежностей
para pinças de travão / anterior	Féknyergekhez/előző kivitel	для тормозных суппортов / предшественники
para servofreio de dupla membrana	Kétmembrános berendezéshez	для устройства с двойной мембраной
jogo de cabeça de garfo	Villafejkészlet	комплект вильчатых головок
caixa L =	Ház L=	корпус L=
amarelo	sárga	желтый
veículos blindados	Páncélozott járművek	бронированные автомобили
caixa de velocidades	Sebességváltó	коробка передач
caixa de velocidades nr.	Sebességváltó száma	номер коробки передач
bomba em ferro fundido	GG-szivattyú	насос из серого чугуна
pinça de travão em ferro fundido	GG-nyergek	суппорта из серого чугуна
bomba central tandem em ferro fundido / anterior	GG-tandem főfékhenger/előző kivitel	двуколпостной главный тормозной цилиндр из серого чугуна/предшественник
países do Golfo Pérsico	Öbölmenti országok	государства Персидского залива
bomba central de embraiagem com flange vertical	Munkahenger függőleges karimával	главный цилиндр сцепления с вертикальным фланцем
BCE (bomba central de embraiagem)	Gz (munkahenger)	Gz (главный цилиндр привода сцепления)
BCE-jogo de reparação	Munkahenger-javítókészlet	ремкомплект главного цилиндра привода сцепления
ET (eixo traseiro)	HA (hátsó tengely)	HA (задний мост)
mola de retenção	Tartórugó	стопорная пружина
suporte	Tartó	держатель, крепление
jogo de suportes	Tartókészlet	комплект крепления
parafuso de suporte	Tartócsavar	болт крепления
actuação do travão de mão	Kézifék működtetés	устройство включения ручного тормоза
alavanca do travão de mão	Kézifékkar	рычаг ручного тормоза
disco de travão do eixo traseiro	Hátsó tengely tárcsafék	дисковый тормоз задней оси
tambor do eixo traseiro	Hátsó tengely dobfék	барабанный тормоз задней оси
alavanca	Kar	рычаг
tejadilho alto	Magas tető	высокая крыша
parafuso oco	Üreges csavar	полый болт
travões Hosei	Hosei-fék	тормоз Хосай
curso	Lökét	ход поршня
jogo de guias	Hüvelykészlet	комплект втулок
acumulador hidráulico	Hidraulikai tároló	гидравлический аккумулятор
servofreio hidráulico	Hidraulikus erősítő	гидравлический усилитель
cilindro hidráulico	Hidraulikus henger	гидравлический цилиндр
unidade hidráulica	Hidr. vezérlőegység	гидравлический блок управления
BCT (bomba central de travões)	Hz (főfékhenger)	Hz (главный цилиндр)
BCT-jogo de reparação	Főfékhenger javítókészlet	ремкомплект главного цилиндра
na cabina	a vezetőfülkében	в кабине водителя
no compartimento do motor	a motortérben	в моторном отделении

innen	indvendigt	inuti
Innengewinde	indvendigt gevind	innergånga
Kastenwagen	kassevogn	skåpvagn
Katalysator	katalysator	katalysator
Kennzeichen: xx	indregistreringsnr.: xx	registreringsnummer: xx
Kerbe am Flansch	kærv på flangen	hack i flänsen
Klasse	klasse	klass
Kleinbus	minibus	minibuss
Klimaanlage	klimaanlæg	luftkonditionering
Kolbenstange D=	stempelstang Ø=	kolvstång D=
Kolbenstange L=	stempelstang L=	kolvstång L=
Kombiwagen	stationcar	kombibil
Kompakt THz	kompakt TMC	kompakt THC
Krankenwagen	ambulance	ambulans
Kupplung	kobling	koppling
Kupplungsabgang	koblingsudgang	kopplingsutlopp
Kupplungsverstärker	koblingsforstærker	kopplingsförstärkare
kurzer Radstand	kort hjulafstand	kort hjulbas
kurzes Bremsgerät	kort bremseenhed	kort bromsenhet
L (Länge) =	L (længde) =	L (längd) =
langer Radstand	lang hjulafstand	lång hjulbas
Leckageanzeige	lækage-indikator	läckageindikator
lieferbar	kan leveres	tillgänglig
links oben und rechts unten	oppe til venstre og nede til højre	vänster upptill och höger nedtill
links vor und rechts hinter der Achse	til venstre foran og til højre bagved akslen	vänster framför och höger bakom axeln
Linkslenker	venstrestyret	vänsterstyrt fordon
Luftfederung	luftaffjedring	luftfjädning
luftgekühlt	luftkølet	luftkyld
M8-Führungsbolzen	M8-styrebolt	M8-styrbult
MA-Getriebe	MA-gear	MA-växellåda
mit 1 Haltestift	med 1 holdetap	med 1 insatspinne
mit 2 Haltestiften	med 2 holdetapper	med 2 insatspinnar
mit Alufelgen	med alu-fælg	med aluminiumfälgar
mit angegossenem Behälter	med påstøbt beholder	med pågjuten behållare
mit regeltem Katalysator	med reguleret katalysator	med reglerad katalysator
mit Laschen	med lasker	med stroppar/flikar/länkar
mit Leichtmetallrädern	med letmetalhjul	med lättmetalhjul
MKII-Aggregat kpl.	MKII-aggregat kpl.	MKII-aggregat kompl.
Mod. (Modell)	mod. (model)	mod. (modell)
Motor	motor	motor
Motor-Nr.	motor-nr.	motor-nr.
Motor-Pumpen-Aggregat	motor-pumpe-aggregat	motor-pump-aggregat
Multi-Link-Achse	multi-link-aksel	multilänkaxel
m.Z. (mit Zubehör)	m.t. (med tilbehør)	m.t. (med tillbehör)
Nachstellteile-Satz	sæt justeringsdele	sats med efterjusteringsdelar
ND-Schlauch	lavtryksslange	LT-slang (lågtrycks-)
Nebenabtrieb	sekundært kraftudtag	extra drivning
Niveauregulierung	niveauregulering	nivåreglering
Nz (Nehmerzylinder)	slavecylinder	SC slavcylinder
Nz-Reparatursatz	slavecylinder-reparationssæt	SC reparationssats
ohne Alufelgen	uden alu-fælg	utan aluminiumfälgar
ohne regeltem Katalysator	uden reguleret katalysator	utan reglerad katalysator
ohne Laschen	uden lasker	utan stroppar/flikar/länkar
ohne Leichtmetallräder	uden letmetalhjul	utan lättmetalhjul
O-Ring	O-ring	O-ring
Pedal Feststeller	pedal lås	pedallås
Polizei	politi	polis
Rad	hjul	hjul
Radsensor	hjulsensor	hjulsensor
Radstand xxxx mm	hjulafstand xxxx mm	hjulbas xxxx mm
rechts oben und links unten	oppe til højre og nede til venstre	höger upptill och vänster nedtill
Rechtslenker	højrestyret	högerstyrt fordon
Regler	regulator	regulator
Reihenmotor	seriemotor	radmotor
Reisebus/Hochdecker	rejsebus/høj bus	turistbuss/ hög buss
Reparatursatz	reparationssæt	reparationssats
Ringstutzen-Satz	ringstuds-sæt	ringstuts-sats
Rohrleitung	rørledning	rörledning
rot	rød	röd
roter Sattel	rødt åg	rött ok
Rückschlagventil	kontraventil	backventil
Rückstellwellen-Satz	sæt tilbagesstillingsaksel	återställningsaxel-sats
Rz (Radzylinder)	hjulcylinder	Hc (hjulcylinder)
Rz-Dichtungssatz	hjulcylinder-pakningssæt	Hc-O268pakningssats
Rz-Reparatursatz	hjulcylinder-reparationssæt	Hc-reparationssats
Salisbury-Achse	Salisbury-aksel	Salisbury-axel
Sattel mit 1 Haltestift	åg med 1 holdetap	ok med 1 insatspinne

interior	belül	внутри
rosca interior	Belső menet	внутренняя резьба
furgão	Szekrényes kocsi	автомобиль-фургон
catalisador	Katalizátor	катализатор
identificação: xx	Rendszám: xx	номер: xx
corte na flange	Bemetszés a karimán	насечка на фланце
classe	Osztály	класс
mini-autocarro	Kisbusz	микроавтобус
ar condicionado	Klímaberendezés	кондиционер
biela D=	Dugattyúrúd D=	поршневой шток D=
biela L=	Dugattyúrúd L=	поршневой шток L=
carrinha station	Kombikocsi	автомобиль-универсал (пикап)
bomba central tandem compacta	Kompakt tandem-főfékhenger	компактный двухполостной главный тормозной цилиндр
ambulância	Betegszállító kocsi	санитарный автомобиль
embraíagem	Tengelykapcsoló	сцепление
saída p/ ligação da embraíagem	Tengelykapcsoló kivezetés	выходное отверстие муфты
servo-embraíagem	Tengelykapcsoló erősítő	усилитель сцепления
distância curta entre eixos	Rövid tengelytávolság	короткая колесная база
servofreio curto	Rövid fékberendezés	короткое тормозное устройство
L (comprimento) =	L (hosszúság) =	L (длина) =
distância longa entre eixos	Hosszú kerék bázis	длинная колесная база
indicador de fuga	Szivárgásjelző	сигнализация утечки
disponível	szállítható	может быть поставлено
em cima à esquerda e em baixo à direita	a bal oldalon fent és a jobb oldalon lent	слева сверху и справа внизу
à esquerda à frente e à direita atrás do eixo	a baloldalon a tengely előtt és a jobb oldalon a tengely mögött	слева перед осью и справа позади оси
volante à esquerda	Balkormányos	леворульный автомобиль
suspensão pneumática	Pneumatikus felfüggesztés	пневматическая подвеска
refrigerado por ar	léghűtéses	с воздушным охлаждением
perno-guia M8	M8-vezetőcsap	направляющий болт M8
caixa de velocidades MA	MA-sebességváltó	коробка передач MA
com 1 perno retentor	1 tartócsappal	с 1 упорным болтом
com 2 pernos retentores	2 tartócsappal	с двумя упорными болтами
com jante em alumínio	alumínium keréktárcsákkal	с алюминиевыми колесными дисками (ободами)
com reservatório fundido	öntött tartállyal	с резервуаром, выполненным литьем
com catalizador regulável	szabályozott katalizátorral	с регулируемым катализатором
com encaixes	hevederekkel	с накладками
com jantes em liga	könnyűfém kerekkel	с колесами из легкого сплава
unidade completa MKII	Komplett MKII-aggregát	агрегат MKII в сборе
Mod. (Modelo)	Mod. (modell)	мод. (модель)
motor	Motor	двигатель
nr. do motor	Motor-szám	номер двигателя
sistema bomba-motor	Motor-szivattyú aggregát	агрегат двигатель-помпа
eixo multi-link	Multi-Link tengely	ось „мульти-линк“
com acessórios	m.Z. (tartozékokkal)	m.Z. (с принадлежностями)
jogo de peças de afinação	Utánállító alkatrész-készlet	комплект деталей для регулировки
tubo ND	Alacsony nyomású tömlő	шланг низкого давления
propulsão secundária	Melléklehajtás	вспомогательный привод
regulação nível	Magasság szabályozó modul	регулировка высоты дорожного просвета
BAE-bomba auxiliar de embraíagem	Nz (vezérelt henger)	NZ (рабочий цилиндр привода выключения сцепления)
BAE-jogo de reparação	Nz-javítókészlet	ремкомплект рабочего цилиндра сцепления
sem jante em alumínio	Alumínium keréktárcsák nélkül	без алюминиевых ободов
sem catalizador regulável	Szabályozott katalizátor nélkül	без регулируемого катализатора
sem encaixes	Hevederek nélkül	без накладок
sem jantes em liga leve	Könnyűfém kerek nélkül	без колес из легкого сплава
vedante / O-ring	Körkeresztmetszetű gyűrű	кольцо круглого сечения
pedal com bloqueio	Padárlögzítő	фиксатор педали
Polícia	Rendőrség	полиция
roda	Kerék	колесо
sensor da roda	Kerékérzékelő	датчик колеса
distância entre eixos xxxx mm	Tengelytávolság xxxx mm	колесная база автомобиля xxx mm
à direita em cima e à esquerda em baixo	a jobb oldalon fent és a bal oldalon lent	справа сверху и слева внизу
volante à direita	Jobbkormányos	праворульный автомобиль
regulador	Szabályozó	регулятор
motor em linha	Soros motor	рядный двигатель
autocarro de turismo / cabina alta	Autóbusz/emeletes busz	междугородный автобус/туристский автобус с высоко расположенным пассажирским помещением
jogo de reparação	Javító készlet	ремкомплект
jogo de suportes / anilhas	Gyűrűs talpkészlet	комплект кольцевых патрубков
tubagem	Csővezeték	трубопровод
vermelho	Piros	красный
pinça de travão vermelha	Piros nyereg	красный суппорт
válvula de sentido único	Visszacsapó szelep	обратный клапан
jogo para reset de árvores	Visszaállító tengely-készlet	комплект валов возврата в исходное положение
CR (cilindro de roda)	Rz (kerékfékhenger)	Rz (колесный тормозной цилиндр)
CR-jogo de juntas	Kerékfékhenger tömítéskészlet	комплект прокладок колесного тормозного цилиндра
CR-jogo de reparação	Kerékfékhenger javítókészlet	ремкомплект колесного тормозного цилиндра
eixo Salisbury	Salisbury-tengely	ось Солсбери
pinça de travão com 1 perno retentor	Nyereg 1 tartócsappal	суппорт с 1 штифтовым ограничителем

Sattel mit 2 Haltestiften	åg med 2 holdetapper	ok med 2 insatspinnar
Sättel mit Gussnoppen	åg med støbte nopper	ok med gjutna noppor
Sattelschraube	ågskrue	okskrue
Scheibenbremse	skivebremse	skivbroms
Scheibenkupplung	skivekobling	skivkoppling
Scheibenschraube	skiveskrue	skivskruv
Schlauchleitung	slangeledning	slangledning
Schraubstutzen	skruvestuds	skruvstuts
schwarz	sort	svart
Schwimmsättel	flydeåg	flytande ok
Schwingblech WE	svingplade advarselsudstyr	svängplåt VA (varningsanordning)
SCS	SCS (stop kontrolsystem)	SCS (stopp kontroll system)
separater Behälter	separat beholder	separat behållare
separates Druckstück/Vorgänger	separat trykstykke/forgænger	separat trykstykke/föregångare
Servolenkung	servostyring	servostyrning
Skandinavien	Skandinavien	Skandinavien
Sitzplätze	siddepladser	sittplatser
Sonderfahrzeuge	specialkøretøj	speciella fordon
Spezialaufbau	specialopbygning	speciell oppbyggnad
Sportfahrwerk	sportkøretøj	sportchassi
Spur	spor	spår
Standard-Bremsgerät	standard-bremseenhed	standard bromsenhet
Standard-THz	standard-TMC	standard Thc
staubfeste Ausführung	støvfast udførelse	dammsäkert utförande
Stufenheck	sedan	sedan-bakdel
T50-Reparaturatz	T50-reparationssæt	T50-reparationssats
Tandemregler	tandemregulator	tandemregulator
THz mit 3 Anschlüssen	TMC med 3 tilslutninger	Thc med 3 anslutninger
THz mit Anschlagsschraube	TMC med stopskrue	Thc med anslagskrue
THz (Tandemhauptzylinder)	TMC (tandemhovedcylinder)	Thc (tandemhovedcylinder)
THz-Reparaturatz	TMC-reparationssæt	Thc-reparationssats
THz-RS (Montagehülse)	TMC-reparationssæt (montagebøsning)	Thc-RS (monteringshylsa)
Timken-Achse	Timken-aksel	Timken-axel
Topfmanschette	kopmanchet	övergångshylsa
Tragbolzensatz	sæt bærebolte	bårskruvsats
Transporter	transporter	transportfordon
Triebkopf	drivhoved	drivhuvud
Trommelbremse	tromlebremse	trumbroms
TBB (Trommelbremsbacken)	TBB (tromlebremsebakker)	TBB (trumbromsbackar)
Umbau 1-teilig auf 2-teilig	ombygning fra 1 del til 2 dele	ombyggnad 1-delad till 2-delad
Unterdruckverstärker	undertryksforstærker	undertrycksförstärkare
ursprüngl. verschraubte Beläge	oprind. fastskruede belægninger	ursprungl. förskruvade belägg
VA (Vorderachse)	FA (foraksel)	FA (framaxel)
VA-Girling-Bremse	FA-Girling-bremse	FA-Girling-broms
VA-Scheibenbremse	FA-skivebremse	FA-skivbroms
VA-Trommelbremse	FA-tromlebremse	FA-trumbroms
Ventilblock	ventilblok	ventilblock
Ventilblock kpl.	ventilblok komplet	ventilblock kompl.
Verbindungsschrauben	forbindelsesskruer	kopplingsskruevar
Verschlußschraube	låseskrue	låsplugg
Verschraubung	forskruning	förskruvning
Verschraubung kpl.	forskruning komplet	förskruvning kompl.
verstärkte Bremse	forstærket bremse	förstärkt broms
verstärkte Stoßdämpfer	forstærket støddæmper	förstärkta stötdämpare
verstärktes Fahrwerk	forstærket chassis	förstärkt chassi
Verteilerstück wiederverwenden	genbrug fordelerstykke	återanvänd fördelarstycket
V-Motor	V-motor	V-motor
Vorder- und Hinterachse	for- og bagaksel	fram- och bakaxel
Vorderachse	foraksel	framaxel
Vorderachse und 2. Hinterachse	foraksel og 2. bagaksel	framaxel och 2:a bakaxeln
Vordruckventil	fortryksventil	förtrycksventil
Vorgänger	forgænger	föregångare
Vorgänger / Abschirmkappe	forgænger / afskærmningshætte	föregångare / avskärmningskåpa
Vorgänger-THz, Einlaß D=xx	forgænger-TMC, indløb Ø=xx	föregångare-Thc, inlopp D=xx
Vorspannzylinder	forspændecylinder	förspänncylinder
WK (Warnkontakt)	advarselskontakt	VK (varningskontakt)
Warnkontakt 1-polig	1-polet advarselskontakt	varningskontakt 1-polig
Warnkontakt 2-polig	2-polet advarselskontakt	varningskontakt 2-polig
Warnschalter	advarselskontakt	varningsbrytare
WE (Warneinrichtung)	advarselsanordning	VA (varningsanordning)
WE-Befestigung	fastgøring advarselsanordning	infästning för varningsanordning
Wegsensor	vejsensor	vägsensor
weiß	hvid	vit
Zylinderschraube	cylinderskrue	cylinderskrue



pinça de travão com 2 pernos retentores	Nyereg 2 tartócsappal	суппорт с 2 штифтовым ограничителем
pinças de travão c/ saliências fundidas	Nyergek öntött szemcsékkel	суппорта с литыми утолщениями
parafuso da pinça de travão	Nyeregcsavar	болт суппорта
discos de travão	Tárcsafék	дисковый тормоз
discos de embraiagem	Tárcsás tengelykapcsoló	дисковая муфта, сцепление
parafuso do disco	Tárcsacsavar	болт диска
tubo	Tömlővezeték	шланг
terminal roscado	Csavarcsonk	горловина под резьбовую пробку
preto	Fekete	черный
pinça de travão oscilante	Úszónyereg	плавающие скобы (суппорта)
avisador em chapa oscilante	Rezgőlemez WE	металлический лист сигнального устройства
SCS (sistema de controlo de stop)	SCS	система SCS (stop control system)
reservatório isolado	Külön tartály	отдельный резервуар
peça de pressão / anterior	Külön nyomóidom/előző kivétel	отдельный упор/предшественник
direcção assistida	Szervokormány	рулевое управление с сервоприводом
Escandinávia	Skandinávia	Скандинавия
assentos	Ülőhelyek	сидячие места
veículo especial	Különleges gépkocsik	специальные автомобили
carroçaria especial	Különleges felépítmény	специальный кузов
suspensão desportiva	Sportos futómű	спортивная ходовая часть
via	Nyom	полоса движения
servofreio standard	Standard fékberendezés	стандартное тормозное устройство
bomba central tandem standard	Standard tandem főfékhenger	стандартный двухполостной главный тормозной цилиндр
construção anti-poeiras	Porvédett kivétel	пыленепроницаемая модификация
3 volumes	Lépcsőshátú	задняя часть кузова с углом между стеклом задка и багажником
jogo de reparação T50	T50-javítókészlet	ремкомплект T50
regulador tandem	Tandemszabályozó	двухполостной ограничитель давления
BCT com 3 ligações	THz 3 csatlakozóval	двухполостной главный тормозной цилиндр с 3 подключениями
BCT com parafuso de retenção	Tandem főfékhenger ütközőcsavarral	двухполостной главный тормозной цилиндр с упорным винтом
BCT-bomba central tandem	THz (tandem főfékhenger)	THz (двухполостной главный тормозной цилиндр)
BCT-jogo de reparação	Tandem főfékhenger javítókészlet	ремкомплект двухполостного главного тормозного цилиндра
BCT-invólucro de montagem	Tandem főfékhenger-RS (szerelőhüvely)	ремкомплект двухполостного главного тормозного цилиндра (монтажная гильза)
eixo Timken	Timken-tengely	ось Тимкена
vedante	Edénytömítőgallér	пыльник стакана
jogo de pernos de suporte	Tartócsapkészlet	комплект опорных болтов
furgoneta	Szállítókosci	автомобиль-фургон малой грузоподъемности
cabeça de propulsão	Hajtófej	приводной агрегат
travão de tambor	Dobfék	барабанный тормоз
MTT (Maxilas de Travão de Tambor)	TBB (dobfékpofák)	ТВВ (колодки барабанного тормоза)
reconstrução de 1 peça a partir de 2 peças	Átéptés 1-részesről 2-részesre	переоборудование с 1 части на 2 части
servofreio de vácuo	VÁkuum erősítő	вакуумный усилитель
pastilhas aparafusadas de origem	eredetileg felcsavarozott fékbetétek	первоначально прикручиваемые колодки
ED (eixo dianteiro)	VA (első tengely)	VA (передний мост)
travões Girling do eixo dianteiro	Első tengely Girling-fék	передний тормоз Гирлинга
travão de disco do eixo dianteiro	Első tengely tárcsafék	передний дисковый тормоз
travão de tambor do eixo dianteiro	Első tengely dobfék	передний барабанный тормоз
válvula de bloqueio	Szelepblokk	клапанный блок
válvula de bloqueio - completa	Komplett szelepblokk	клапанный блок в сборе
parafusos de união	Összekötő csavarok	соединительные болты
parafuso de fecho	Zárócsavar	навинчивающаяся крышка
aparafusamento	Csavarkötés	резьбовое соединение
aparafusamento completo	Komplett csavarkötés	резьбовое соединение в сборе
travão reforçado	Megerősített fék	усиленные тормоза
amortecedor reforçado	Megerősített lengéscsillapító	усиленный амортизатор
suspensão reforçada	Megerősített futómű	усиленная ходовая часть
reutilizar peça de distribuição	Az elosztóidomot újra fel kell használni	использовать снова распределитель
motor em V	V-motor	V-образный двигатель
eixos dianteiro e traseiro	Első és hátsó tengely	передний и задний мост
eixo dianteiro	Első tengely	передний мост
eixo dianteiro e 2º eixo traseiro	Első tengely és 2. hátsó tengely	передний мост и 2-й задний мост
válvula de pressão dianteira	Előnyomásszelep	подпорный клапан
anterior	Előző kivétel	предшественник
anterior / capa de protecção	Előző kivétel / árnyékoló sapka	предшественник/ экранирующая головка
anterior bomba central tandem, Ø entrada = xx	Előző kivétel - tandem főfékhenger, bemenőnyílás D=xx	предшествовавший двухполостной главный тормозной цилиндр, вход D=xx
cilindro pré-tensionado	Előfeszítő henger	предварительный цилиндр
AD (avisador de desgaste)	WK (figyelmeztető érintkező)	сигнальный контакт
AD c/ 1 terminal	1-pólusú kopásfigyelmeztető érintkező	сигнальный контакт 1-полюсный
AD c/ 2 terminais	2-pólusú kopásfigyelmeztető érintkező	сигнальный контакт 2-полюсный
interruptor de aviso	Figyelmeztető kapcsoló	сигнальное реле
DA (dispositivo de aviso)	WE (figyelmeztető berendezés)	WE (сигнальное устройство)
fixação do dispositivo de aviso	Figyelmeztető berendezés rögzítés	крепление сигнального устройства
sensor de curso	Útérzékelő	датчик скорости автомобиля
branco	fehér	белый
parafuso do cilindro	Hengeres fejű csavar	болт головки блока цилиндров

1-Kammer-Druckluftbremse	1komorová pneumatická brzda	1 - komorowy hamulec pneumatyczny
1-Kolbensattel D=xx	1pístový třmen D=xx	zacisk z jednym tłoczkiem D=xx
2-Kolbensattel D=xx	2pístový třmen D=xx	zacisk z dwoma tłoczkami D=xx
4-Kolbensattel	4pístový třmen	zacisk z 4 tłoczkami
1-Kreis-Bremse	jednookruhová brzda	hamulec jednoobwodowy
2-Kreis-Bremse	dvouokruhová brzda	hamulec dwuobwodowy
1-Kreis-Sättel	jednookruhový třmen	zaciski jednoobwodowe
2-Kreis-Sättel	dvouokruhový třmen	zaciski dwuobwodowe
1. Hinterachse	1. zadní náprava	pierwsza oś tylna
1. und 2. Hinterachse	1. a 2. zadní náprava	pierwsza i druga oś tylna
4-Loch-Bremsscheibe	brzdový kotouč se 4 otvory	tarcza hamulca z 4 otworami
6-Loch-Bremsscheibe	brzdový kotouč se 6 otvory	tarcza hamulca z 6 otworami
3-Loch-Felge	ráfek se 3 otvory	obřezč kola z 3 otvorami
4-Loch-Felge	ráfek se 4 otvory	obřezč kola z 4 otvorami
5-Loch-Felge	ráfek s 5 otvory	obřezč kola z 5 otvorami
6kt-Schraube	šroub se 6hrannou hlavou	šruba z 6bun sześcioramionową
6kt-Schraube (innen)	šroub se 6hrannou hlavou (vnitřní)	šruba z 6bun sześcioramionową (wewnątrz)
6"-Tandem	6" tandem	tandem 6"
8"-Tandem mit Gabelkopf	8" tandem s vidlicovou hlavou	tandem 8" z główką rozwidloną
8"-Tandem ohne Gabelkopf	8" tandem bez vidlicové hlavy	tandem 8" bez główki rozwidłonej
ABS	ABS	ABS
ABS-Dichtungssatz	sada těsnění pro ABS	komplet uszczelniający do ABS
Achtung: Kolbenstellung ändern !	Pozor! Změnit polohu pístu!	Uwaga: zmienić położenie tłoka!
Adapter für Bördel E	Adaptér pro obrubu typu E	adapter do zwinięcia obwodowego typu E
alle Typen	všechny typy	wszystkie typy
Alu-Pumpe	hliníkové čerpadlo	pompa aluminiowa
Alu-Sättel	hliníkové třmeny	zaciski aluminiowe
am Bremssattel	u třmenu kotoučové brzdy	na zacisku aluminiowym
am Hauptzylinder	u hlavního válce	na pompie hamulca
A-Motor	A motor	silnik A
Anschlagschraube oben	dorazový šroub nahoře	wkręt zderzakowy, góra
Anschluß/Anschlüsse	přípoj/přípoje	przyłącze / przyłącza
Anti-Noise-Blech	vymezovací podložka	blacha tłumiąca hałas
ASC (Automatische Stabilitäts Control)	ASC (automatická kontrola stability)	ASC (automatyczny system kontroli stabilności jazdy)
ASR (Antriebschlupfregelsystem)	ASR (systém pro protismykovou regulaci)	ASR (układ antypoślizgowej stabilizacji napędu)
ATE nur über VAG erhältlich	ATE lze obdržet jen přes VAG	ATE dostępne tylko przez VAG
auf Typenschild	na typovém štítku	na tabliczce znamionowej
aufgeschraubt	našroubováno	nakręcone
Auslaß seitlich links	výfuk na straně vlevo	wylot z lewej strony z boku
Auslaß seitlich rechts	výfuk na straně vpravo	wylot z prawej strony z boku
außen	vně	na zewnątrz
automatische Nachstellung	automatické seřizování	automatyczna regulacja
Behälter	nádržka	zbiorniczek
Behälter Doppel-WE	dvojitě VZ nádržky	zbiorniczek z podwójnym urządzeniem ostrzegawczym
Behälterbefestigung	upevnění nádržky	mocowanie zbiorniczka
Behälterstopfen	zátká nádržky	korek zbiorniczka
Behälterverschraubung	šroubení nádržky	zakrętka zbiorniczka
Behörde	úřad	urząd
Beläge	obložení	okładziny hamulcowe
belüftete Scheiben	větrané kotouče	tarcze wentylowane
Betätigungseinheit	ovládací jednotka	jednostka obsługowa
blau	modrý	niebieski
Bodenventil	dnový ventil	zawór denny
Bodenventile tauschen	vyměnit dnové ventily	wymienić zawory denne
Bördel x	obruba x	zawinięcie obwodowe x
braun	hnědý	brązowy
breite Ausführung	široké provedení	typ szeroki
Bremse	brzda	hamulec
Bremsgerät	brzdové zařízení	urządzenie hamulcowe
Bremskraftregler	regulátor brzdné síly	regulator siły hamowania
Bremsleitungen erneuern !	vyměnit brzdová vedení!	Wymienić przewody hamulcowe!
Bremslichtschalter	spínač brzdového světla	włącznik światła stopu
Bremsscheiben	brzdové kotouče	tarcze hamulcowe
Bremsschlauch beachten !	Dbejte na brzdovou hadici!	Zwrócić uwagę na przewód hamulcowy!
Buchse + Ausgleichbügel	pouzdro + vyrovnávací třmen	tuleja + kabłąk wyrównawczy
Bus	autobus	bus (van)
Bypassregler	obtokový regulátor	regulator obejściowy
Citroen-Bremse	brzda Citroenu	hamulec Citroen'a
D (Durchmesser) =	D (průměr) =	D (średnica) =
Dichtring	těsnící kroužek	pierścień uszczelniający
Dichtung	těsnění	uszczelka
Dichtungssatz	sada těsnění	zestaw uszczelniający
Differentialsperre	uzávěrka diferenciálu	blokada układu różnicowego
Differenzdruckschalter	diferenční tlakový spínač	włącznik różnicy ciśnień
Differenzdruckventil	diferenční tlakový ventil	zawór różnicy ciśnień
diverse Typen	různé typy	różne typy
Doppelbereifung	dvojí pneumatiky	podwójne ogumienie



Φρένο πεπιεσμένου αέρα 1 θαλάμου	tek odalı havalı fren	抗噪音板
Δίχαλο πέδησης 1 εμβόλου D=xx	1 pistonlu kaliper D=xx	1活塞制动钳 D=xx
Δίχαλο πέδησης 2 εμβόλων D=xx	2 pistonlu kaliper D=xx	2活塞制动钳 D=xx
Δίχαλο πέδησης 4 εμβόλων	4 pistonlu kaliper	4活塞制动钳
Φρένο 1 κυκλώματος	1 devreli fren	1回路制动器
Φρένο 2 κυκλωμάτων	2 devreli fren	2回路制动器
Δίχαλα πέδησης 1 κυκλώματος	1 devreli kaliperler	1回路制动钳
Δίχαλα πέδησης 2 κυκλωμάτων	2 devreli kaliperler	2回路制动钳
1ος πίσω άξονας	1. arka aks	第1后桥
1ος και 2ος πίσω άξονας	1. ve 2. arka aks	第1和第2后桥
Δίσκος φρένου 4 οπών	4 delikli fren diski	4孔式制动圆盘
Δίσκος φρένου 6 οπών	6 delikli fren diski	6孔式制动圆盘
Ζάντα 3 οπών	3 delikli jant	3孔式轮辋
Ζάντα 4 οπών	4 delikli jant	4孔式轮辋
Ζάντα 5 οπών	5 delikli jant	5孔式轮辋
Βίδα εξαγωνικής κεφαλής	6 köşeli civata	六角螺栓
Βίδα κεφαλής κοίλου εξαγώνου	6 köşeli civata (iç)	内六角螺栓
Δίδυμος 6"	6 inç tandem	6英寸串联制动液缸
Δίδυμος 8" με διχαλωτή κεφαλή	8 inç tandem, çatal başlıklı	8英寸串联制动液缸带有叉头
Δίδυμος 8" χωρίς διχαλωτή κεφαλή	8 inç tandem, çatal başlıksız	8英寸串联制动液缸不带叉头
Σύστημα ανιμπλοκαρίσματος (ABS)	ABS (anti blokaj sistemi)	防抱死制动系统
Σε στεγανοποίησης συστήματος ανιμπλοκαρίσματος (ABS)	ABS conta takımı	防抱死制动系统密封套件
Προσοχή: Αλλαγή της θέσης του εμβόλου !	Dikkat: Piston pozisyonunu değiştirin !	注意: 活塞位置变更 !
Προσαρμογέας για περιχέλιωση τύπου E	havşa E için adaptör	用于卷边E的适配件
όλοι οι τύποι	tüm tipler	所有型号
Αλουμινένια αντλία	alüminyum pompa	铝制泵
Αλουμινένια δίχαλα πέδησης	alüminyum kaliperler	铝制制动钳
στο δίχαλο πέδησης	fren kaliperinde	制动钳旁
στον κεντρικό κύλινδρο	ana merkez silindirinde	主液缸旁
Κινητήρας A	A motor	A发动机
Κοχλίας αναστολής επάνω	üst dayanak civatası	上限位螺钉
Σύνδεση/Συνδέσεις	bağlantı/bağlantılar	接口/连接
Ηχομωνωτική λαμαρίνα	susturucu	抗噪音板
ASC (Αυτόματος Έλεγχος Ευστάθειας)	ASC (Otomatik Stabilite Kontrolü)	ASC (汽车稳定性自动控制装置)
ASR (Διάταξη Ρύθμισης Έλξης και Ολισθησης)	ASR (Anti Patinaj Sistemi)	ASR (防侧滑调节系统)
ATE διατίθεται μόνο μέσω VAG	ATE sadece VAG üzerinden temin edilebilir	只能通过VAG购置ATE
πάνω στην πινακίδα τύπου	tip levhası üzerinde	在铭牌上
βιδωμένο	vidalanmış	拧上
Εξαγωγή πλάγια αριστερά	çıkış yeri sol yan taraf	左侧排气
Εξαγωγή πλάγια δεξιά	çıkış yeri sağ yan taraf	右侧排气
εξωτερικά	dış	外部
Αυτόματη επαναρύθμιση	otomatik ayarlama	自动调整
Δοχείο	hazne	容器
Δοχείο με διπλή διάταξη προειδοποίησης (ΔΠ)	çift ikaz sistemli hazne	双层WE的容器
Στήριξη δοχείου	hazne tespitleme	容器的固定
Τάπα δοχείου	hazne tapası	容器堵头
Πώμα δοχείου	hazne vida bağlantısı	容器螺帽
Υπηρεσία	resmi araç	政府机关
Τακάκια φρένων	fren balataları	摩擦片
Αεριζόμενοι δίσκοι	havalandırılmalı diskler	通风的制动盘
Μονάδα χειρισμού	çalıştırma ünitesi	操纵单元
μπλε	mavi	蓝色
Βαλβίδα πυθμένα	taban valfi	底阀
Αντικατάσταση βαλβίδων πυθμένα	taban valflarını değiştirin	更换底阀
Περιχέλιωση x	havşa x	卷边 x
καφέ	kahverengi	棕色
Πλατιά έκδοση	geniş model	宽结构形式
Φρένο	fren	制动器
Μονάδα πέδησης	fren cihazı	制动器
Ρυθμιστής δύναμης πέδησης	fren regülatörü	制动力调节器
Αντικατάσταση σωλήνων φρένων !	fren hatlarını yenileyin !	更新制动管路 !
Διακόπτης φώτων φρένων	fren lambası şalteri	制动灯开关
Δίσκοι φρένων	fren diskleri	制动圆盘
Προσοχή στον εύκαμπτο σωλήνα φρένου !	fren hortumunu dikkate alın !	注意制动软管 !
Δακτύλιος + Κλιπ εξισορρόπηση	buç + dengeleme elemanı	轴套 + 补偿卡箍
Λεωφορείο	otobüs	大客车
Ρυθμιστής παράκαμψης	bypass regülatörü	旁路调节器
Φρένο Citroen	Citroen freni	雪铁龙制动器
D (Διάμετρος) =	Ç (Çap) =	D (直径) =
Στεγανοποιητικός δακτύλιος	conta halkası	密封圈
Στεγανοποίηση	conta	密封
Σε στεγανοποίησης	conta takımı	密封套件
Εμπλοκέας διαφορικού	diferansiyal kilidi	差动锁止机构
Διακόπτης διαφοράς πίεσης	fark basınç şalteri	差动压力开关
Βαλβίδα διαφοράς πίεσης	fark basınç valfi	差动压力阀
διάφοροι τύποι	muhtelif tipler	各种型号
Διπλά ελαστικά	çift lastik	双轮胎

Doppelkabine	dvojitá kabina	kabina podwójna
Druckbegrenzungsventil	tlakový omezovací ventil	zawór ograniczenia ciśnienia
Druckbolzen	tlakový čep	trzcierń naciskowy
Druckbolzen (kurz)	tlakový čep (krátký)	trzcierń naciskowy (krótki)
Druckbolzen (lang)	tlakový čep (dlouhý)	trzcierń naciskowy (długi)
Druckluftbremse	vzduchová brzda	hamulec pneumatyczny
Druckluftleitung	tlakovzdušné vedení	przewód sprężonego powietrza
Druckluftunterstützung	tlakovzdušná podpora	wspomaganie sprężonym powietrzem
Druckluftverstärker	tlakovzdušný zesilovač	wspomaganie pneumatyczne
Druck-Warnschalter	výstražný spínač tlaku	ciśnieniowy włącznik ostrzegawczy
DS-Regler	regulátor DS	regulator DS
EDS	EDS	EDS (elektronická blokada układu różnicowego)
EDS-Ventilblock	blok ventilů EDS	EDS - blok zaworůw
EG-Vorschrift	předpis ES	przepis EC (unijný)
Einbau hinter der Achse	montáž za nápravou	montaż za osią
Einbau vor der Achse	montáž před nápravou	montaż przed osią
Einbausatz	montážní sada	komplet montażowy
Einfachbereifung	jedna sada pneumatik	pojedyncze ogumienie
Einknopfmaß xx mm	rozměr zapínání xx mm	wymiar zapięcia na guzik xx mm
Einlaß D=xx mm	sání D=xx mm	wlot D=xx mm
Einlaß mit Gummistopfen	sání s pryžovou zátkou	wlot z korkiem gumowym
Einschraubregler	regulátor k zašroubování	regulator wkręcany
elektr. Vergaser	elektr. karburátor	gaźnik elektroniczny
Entlüfteranschluß	připoj odvodušňovače	przyłącze odpowietrzacza
Entlüfterventil	odvodušňovací ventil	zawór odpowietrzacza
erhöhte Zuladung	zvýšené užitečné zatížení	zwiększone doładowanie
Ersatz für Sättel D=xx	náhrada za třmeny D=xx	zastępczo za zaciski D=xx
ETS	ETS	ETS (elektronický systém kontroli trakci)
Europa	Evropa	Europa
Export	export	eksport
Fahrschule	autoškola	nauka jazdy
Faltenbalsatz	sada vlnovců	komplet mieszkw
Faustsättel	plovoucí třmeny	zaciski ruchome
Fenster	okno	szyba
Festsättel	pevné třmeny	zaciski stále
Flanschdicke x mm	tloušťka příruby x mm	grubość kołnierza x mm
Flanschmaß = xx,x	rozměr příruby = xx,x	wymiar kołnierza = xx,x
Fuller-Getriebe	převodovka fuller	przekładnia Fullera
für Belagsätze ohne Zubehör	pro sady obložení bez příslušenství	do kompletu klocków hamulcowych bez osprzętu
für Bremssättel/Vorgänger	pro třmeny kotoučové brzdy/předchůdce	do zaciskůw hamulców / poprzednicy
für Doppelmembran-Gerät	pro zařízení s dvojitou membránou	do urzãdzenia z podwójną membraną
Gabelkopfsatz	sada vidlicových hlav	zestaw głwk rozwidloných
Gehäuse L=	plášť L=	obudowa L=
gelb	žlutý	żółty
gepanzerte Fahrzeuge	obměná vozidla	pojazdy opancerzone
Getriebe	převodovka	skrzynia biegów
Getriebe-Nr.	čís. převodovky	nr skrzyni biegów
GG-Pumpe	čerpadlo z šedé litiny	pompa z želiwa szarego
GG-Sättel	třmeny z šedé litiny	zaciski z želiwa szarego
GG-THz/Vorgänger	THV ze šedé litiny/předchůdce	pompa hamulca typu tandem z želiwa szarego / poprzednik
Golf-Staaten	Golfské státy	państwo Zatoki Perskiej
Gz mit senkrechtem Flansch	válec vysílače se vsvislou přírubou	pompa sprzęgła z prostopadłym kołnierzem
Gz (Geberzylinder)	VV (válec vysílače)	pompa sprzęgła
Gz-Reparaturatz	sada dílů pro opravu VV	zestaw naprawczy do pompy sprzęgła
HA (Hinterachse)	ZN (zadní náprava)	oś tylna
Haltefeder	přidržná pružina	sprężyna mocująca
Halter	držák	uchwyt
Haltersatz	sada držáků	komplet uchwytůw
Halterschraube	šroub držáků	šruba uchwytu
Handbremsbetätigung	ovládání ruční brzdy	uruchomienie hamulca ręcznego
Handbremshebel	páka ruční brzdy	dźwignia hamulca ręcznego
HA-Scheibenbremse	kotoučová brzda ZN	hamulec tarczowy na osi tylnéj
HA-Trommelbremse	bubnová brzda ZN	hamulec bębnowy na osi tylnéj
Hebel	páka	dźwignia
Hochdach	vysoká střecha	wysoki dach
Hohlschraube	dutý šroub	šruba wydrážona
Hosei-Bremse	brzda Hosei	hamulec Hosei
Hub	zdvih	skok
Hülsensatz	sada pouzder	komplet tulejek
Hydraulikspeicher	hydraulický zásobník	akumulator hydrauliczny
Hydraulikverstärker	hydraulický posilovač	hydrauliczny siłownik wspomagający
Hydraulikzylinder	hydraulický válec	cylinder hydrauliczny
Hydr. Steuereinheit	hydraulická řídící jednotka	hydrauliczny blok sterující
Hv (Hauptzylinder)	HV (hlavní válec)	PH (pompa hamulcowa)
Hv-Reparaturatz	sada dílů pro opravu HV	zestaw naprawczy do pompy hamulcovej
im Fahrerhaus	v kabině řidiče	w kabinie
im Motorraum	v motorovém prostoru	w maszynowni



Διπλός θάλαμος	çift kabin	双驾驶室
Βαλβίδα περιορισμού της πίεσης	basınç sınırlama valfi	限压阀
Πείρος πίεσης	baskı pimi	压力销
Πείρος πίεσης (κοντός)	baskı pimi (kısa)	压力销 (短)
Πείρος πίεσης (μακρύς)	baskı pimi (uzun)	压力销 (长)
Φρένο πεπιεσμένου αέρα	havalı fren	压缩空气制动器
Σωλήνες πεπιεσμένου αέρα	basınçlı hava hattı	压缩空气管路
Υποστήριξη πεπιεσμένου αέρα	basınçlı hava desteği	压缩空气支承
Ενισχυτής πεπιεσμένου αέρα	basınçlı hava amplifikatörü	压缩空气放大器
Διακόπτης προειδοποίησης πίεσης	basınç ikaz şalteri	压力报警开关
Ρυθμιστής DS	DS regülatörü	DS差动锁止装置调节器
EDS (ηλεκτρονικό κλειδίωμα διαφορικού)	EDS	EDS电动差动锁止装置
Μπλοκ βαλβίδων EDS	EDS valf bloğu	EDS阀块
Προδιαγραφή EK	AB direktifi	EG欧盟规定
Τοποθέτηση πίσω από τον άξονα	aksın arkasına montaj	装在轴后
Τοποθέτηση μπροστά από τον άξονα	aksın önüne montaj	装在轴前
Σετ τοποθέτησης	montaj seti	安装套件
Μονά ελαστικά	tek lastik	单轮胎
Διάσταση μπουτόν xx mm	düğümleme ölçüsü xx mm	按钮尺寸 xx mm
Εισαγωγή D=xx mm	giriş Ç=xx mm	进气口 D=xx mm
Εισαγωγή με λαστιχένια πώματα	lastik tapalı giriş	带有橡胶堵头的进气口
Βιδωτός ρυθμιστής	vidalanarak montajlı regülatör	拧进调节器
Ηλεκτρικό καρμπυρατέρ	elektrikli karbüratör	电气化器
Σύνδεση εξαερισμού	hava boşaltma bağlantısı	排气接口
Βαλβίδα εξαέρωσης	hava boşaltma valfi	排气阀
Αυξημένο πρόσθετο φορτίο	fazla yükleme	增大的载重
Αντικατάσταση για δίχालα πέδησης D=xx	kaliperler için yedek D=xx	用于制动钳 D=xx
ETS	ETS	ETS
Ευρώπη	Avrupa	欧洲
Εξαγωγή	export	出口
Σχολή οδηγών	sürücü kursu	驾驶学校
Σετ φούσκας	körük takımı	波纹管组
Ολισθαίνοντα δίχालα πέδησης	yumruk tip kaliperler	浮式制动钳
Παράθυρο	pencere	车窗
Σταθερά δίχालα πέδησης	sabit kaliperler	固定式制动钳
Πάχος φλάντζας x mm	flaş kalınlığı x mm	法兰厚度 x mm
Διάσταση φλάντζας = xx,x	flaş ölçüsü = xx,x	法兰尺寸 = xx, x
Κιβώτιο ταχυτήτων Fuller	Fuller şanzıman	变速箱
για σετ τακακιών χωρίς εξαρτήματα	aksesuarsız balata takımları için	用于不带辅件的刹车片组
για δίχालα πέδησης/προηγούμενος τύπος	fren kaliperleri için/önceki	用于制动钳/牵引车
για συσκευή διπλής μεμβράνης	çift diyaframlı cihaz için	用于双膜片装置
Σετ δίχालωτής κεφαλής	çatal başlık takımı	叉头套件
Περίβλημα L=	gövde L=	壳体 L=
κίτρινο	sarı	黄色
Θωρακισμένα οχήματα	zırhlı araçlar	装甲车辆
Κιβώτιο ταχυτήτων	şanzıman	变速箱
Αριθ. κιβωτίου ταχυτήτων	şanzıman no.	变速箱编号
Χυτοσιδηρή αντλία	gri dökme demir pompa	灰铸铁泵
Χυτοσιδηρά δίχालα πέδησης	gri dökme demir kaliperler	灰铸铁制动钳
Χυτοσιδηρός δίδμος κύριος κύλινδρος πέδησης/προηγούμενος τύπος	gri dökme demir tandem ana merkez silindiri/önceki	灰铸铁串联式主液缸/牵引车
Χώρες περσικού κόλπου	Körfez Ülkeleri	海湾国家
Εντολοδότης κύλινδρος με κάθετη φλάντζα	Dikey flaşlı kumanda silindiri	带有垂直法兰的传感器缸
Εντολοδότης κύλινδρος	KS (kumanda silindiri)	Gz (传感器缸)
Σετ επισκευής εντολοδότη κυλίνδρου	KS onarım seti	传感器缸维修组件
ΠΑ (πίσω άξονας)	AA (arka aks)	HA (后桥)
Ελατήριο συγκράτησης	tutma yayı	保持弹簧
Στήριγμα	tutucu	保持器
Σετ στήριξης	tutucu seti	保持器组件
Βίδα στήριξης	ankraj civatası	保持螺钉
Χειρισμός χειρόφρενου	el freni kumandası	手刹车
Μοχλός χειρόφρενου	el freni kolu	手刹车杆
Δισκόφρενο ΠΑ	AA diskli fren	后桥盘式制动器
Ταμπουρόφρενο ΠΑ	AA kampanalı fren	后桥鼓式制动器
Μοχλός	kol	摇杆
Ψηλή οροφή	yüksek tavan	高顶篷
Κοίλος κοχλίας	içi oyuk vida	空心螺钉
Φρένα Hosei	Hosei freni	Hosei制动器
Διαδρομή εμβόλου	strok	行程
Σετ χιτωνίων	kovan takımı	套筒组
Υδραυλικό πιεστικό δοχείο	hidrolik akümülatör	液压蓄能器
Υδραυλικός ενισχυτής	hidrolik amplifikatör	液压放大器
Υδραυλικός κύλινδρος	hidrolik silindiri	液压缸
Υδραυλική μονάδα ελέγχου	hidr. kumanda ünitesi	液压控制单元
Κεντρικός κύλινδρος	AMS (ana merkez silindiri)	Hz (主液缸)
Σετ επισκευής κεντρικού κυλίνδρου	AMS onarım seti	主液缸维修套件
στην καμπίνα του οδηγού	sürücü kabini içinde	在驾驶室
στο χώρο του κινητήρα	motor bölümü içinde	在发动机舱

innen	uvnitř	wewnątrz
Innengewinde	vnitřní závit	gwint wewnętrzny
Kastenwagen	skříňový automobil	furgon
Katalysator	katalyzátor	katalizator
Kennzeichen: xx	registrační značka: xx	numery rejestracyjne: xx
Kerbe am Flansch	zářež na přírubě	nacięcie w kołnierzu
Klasse	třída	klasa
Kleinbus	mikrobus	mini bus
Klimaanlage	klimatizační zařízení	klimatyzacja
Kolbenstange D=	pístnice D=	łoczysko, średnica D=
Kolbenstange L=	pístnice L=	łoczysko, długość L=
Kombiwagen	kombi	kombi
Kompakt THz	kompaktní THV	kompaktowa tandemowa pompa hamulcowa
Krankenwagen	sanitní vůz	karetka pogotowia
Kupplung	spojka	sprzęgło
Kupplungsabgang	výstup spojky	odprowadzenie sprzęgła
Kupplungsverstärker	zesilovač spojky	układ wspomagania sprzęgła
kurzer Radstand	krátký rozvor kol	krótki rozstaw osi
kurzes Bremsgerät	krátké brzdové zařízení	krótkie urządzenie hamujące
L (Länge) =	L (délka)	L (długość) =
langer Radstand	dlouhý rozvor kol	duży rozstaw osi
Leckageanzeige	indikátor průsaku	wskaźnik wycieku
lieferbar	k dodání	dostępny
links oben und rechts unten	vlevo nahoře a vpravo dole	z lewej strony u góry oraz z prawej strony na dole
links vor und rechts hinter der Achse	vlevo před a vpravo za nápravou	z lewej strony z przodu i z prawej strony za osią
Linkslenker	volant vlevo	układ kierowniczy z kierownicą z lewej strony
Luftfederung	vzduchové odpružení	zawieszenie pneumatyczne
luftgekühlt	chlazené vzduchem	chłodzone powietrzem
M8-Führungsbolzen	vodící čep M8	M8 - bolce prowadzące
MA-Getriebe	MA-převodovka	skrzynia biegów MA
mit 1 Haltestift	s 1 přídržným kolíkem	z 1 trzpieniem ustalajícím
mit 2 Haltestiften	se 2 přídržnými kolíky	z 2 trzpieniami ustalającymi
mit Alufelgen	s hliníkovými ráfky	z aluminiowymi obręczami kół
mit angegossenem Behälter	s nalitou nádrží	z odlanym zbiorniczkiem
mit regeltem Katalysator	s řízeným katalyzátorem	z katalizatorem regulowanym
mit Laschen	s lamelami	z wypustkami
mit Leichtmetallrädern	s koly z lehkého kovu	z kołami z metali lekkich
MKII-Aggregat kpl.	MKII kompletní jednotka	MKII - kompletny agregat
Mod. (Modell)	Mod. (model)	mod. (model)
Motor	Motor	silnik
Motor-Nr.	čís. motoru	nr silnika
Motor-Pumpen-Aggregat	agregát motorového čerpadla	silnik-pompy-agregat
Multi-Link-Achse	náprava multi-link	oś multi - link
m.Z. (mit Zubehör)	m.Z. (s příslušenstvím)	z o. (z osprzętem)
Nachstellteile-Satz	sada seřizovacích dílů	komplet części regulacyjnych
ND-Schlauch	nízkotlaká hadice	przewód n.c. (niskiego ciśnienia)
Nebenabtrieb	vedlejší výstupní člen	dodatkowy odbiornik napędu
Niveauregulierung	regulace hladiny	regulacja poziomu
Nz (Nehmerzylinder)	VS (válec snímače)	SW (silownik wysprężlający)
Nz-Reparaturatz	sada dílů pro opravu VS	zestaw naprawczy SW
ohne Alufelgen	bez hliníkových ráfků	bez aluminiowych obręczy kół
ohne regelten Katalysator	bez řízeného katalyzátoru	bez katalizatora regulowanego
ohne Laschen	bez lamel	bez wypustek
ohne Leichtmetallräder	bez kol z lehkého kovu	bez kół z metali lekkich
O-Ring	kroužek O	O -ring
Pedal Feststeller	zajištění pedálu	ustalacz pedálu
Polizei	Policie	Policja
Rad	kolo	koło
Radsensor	senzor kola	czujnik koła
Radstand xxxx mm	rozvor kol xxxx mm	rozstaw osi xxxx mm
rechts oben und links unten	vpravo nahoře a vlevo dole	z prawej strony u góry i z lewej na dole
Rechtslenker	volant vpravo	układ kierowniczy z kierownicą z prawej strony
Regler	regulátor	regulator
Reihenmotor	řadový motor	silnik jednorzędowy
Reisebus/Hochdecker	autokar/autobus s vysokou střechou	autobus wycieczkowy / wysokopokładowy
Reparaturatz	sada dílů pro opravu	zestaw naprawczy
Ringstutzen-Satz	sada kruhových hrdel	komplet króćców pierścieniowych
Rohrleitung	potrubí	rurociąg
rot	červený	czerwoný
roter Sattel	červený třmen	czerwony zacisk
Rückschlagventil	zpětný ventil	zawór jednokierunkowy
Rückstellwellen-Satz	sada vratných hřídelů	walki zwrotne
Rz (Radzylinder)	KV (kolový váleček)	CHK (cylinděrki hamulcowe koła)
Rz-Dichtungssatz	sada těsnění KV	zestaw uszczelniający CHK
Rz-Reparaturatz	sada dílů pro opravu KV	zestaw naprawczy CHK
Salisbury-Achse	náprava Salisbury	oś Salisbury
Sattel mit 1 Haltestift	třmen s 1 přídržným kolíkem	zacisk z 1 kolíkiem ustalajícím



εσωτερικά	iç	内部
εσωτερικό σπείρωμα	iç vida dışı	内螺纹
Κλούβα	kapalı kasa araç	厢式汽车
Καταλυτικός μετατροπέας	katalitik konvertör	催化器
Πινάκιδα αριθμού κυκλοφορίας: xx	plaka no: xx	车牌: xx
Εγκοπές στη φλάντζα	flanştaki çentik	法兰上的刻痕
Κατηγορία	sınıf	等级
Μικρό λεωφορείο	minibüs	小巴
Κλιματιστικό	klima sistemi	空调装置
Στέλεχος εμβόλου D=	piston kolu Ç=	活塞杆D=
Στέλεχος εμβόλου L=	piston kolu U=	活塞杆L=
Στέισον βάγκον	station wagon	客货两用车
Κομπάκτ διδυμος κύριος κύλινδρος πέδησης	kompakt tandem ana merkez silindiri	紧凑型串联式主液缸
Ασθενοφόρο αυτοκίνητο	ambulans	救护车
Συμπλέκτης	debriyaj	离合器
Έξοδος συμπλέκτη	debriyaj çıkışı	离合器输出端
Ενισχυτής συμπλέκτη	debriyaj güçlendirici	离合放大器
μικρό μεταξόνιο	kısa aks aralığı	短轴距
κοντή μονάδα πέδησης	kısa fren cihazı	短制动器
L (μήκος) =	U (Uzunluk) =	L(长)=
μεγάλο μεταξόνιο	uzun aks aralığı	长轴距
Ένδειξη διαρροής	sızıntı göstergesi	泄漏显示
διαθέσιμο	stokta var	可供货
αριστερά επάνω και δεξιά κάτω	sol üst ve sağ alt	左上和右下
αριστερά μπροστά και δεξιά πίσω από τον άξονα	solda önde ve sağda aksın arkasında	轴的左前和右后
Αριστεροτίμονα οχήματα	soldan direksiyonlu	左侧驾驶的汽车
Σύστημα ανάρτησης πεπιεσμένου αέρα	havalı süspansiyon	空气弹簧
Αερόψυκτο	hava soğutmalı	风冷
Πείρος οδηγός M8	M8 kılavuz pim	M8导向螺纹销
Κιβώτιο ταχυτήτων MA	MA şanzıman	MA变速箱
με 1 πείρο στήριξης	1 tutucu pim ile	带有1个固定销
με 2 πείρους στήριξης	2 tutucu pim ile	带有2个固定销
με ζάντες αλουμινίου	alüminyum jantlı	带有铝制轮辋
με χυτό δοχείο	dökme hazneli	带有铸造容器
με ρυθμιζόμενο καταλυτικό μετατροπέα	kontrollü katalitik konvertörlü	带有可调节的催化器
με ελάσματα	bağlantı kulakları ile	带有连接板
με ζάντες κράματος ελαφρού μετάλλου	hafif metal	带有轻金属车轮
MKII συγκρότημα πλήρες	MKII ünitesi komple	整套MKII装置
Μοντ. (μοντέλο)	mod. (model)	Mod. (车型)
Κινητήρας	motor	发动机
Αριθμός κινητήρα	motor no.	发动机号码
Συγκρότημα κινητήρα-αντλίας	motor-pompa ünitesi	发动机泵组
Άξονας Multi-Link	multi-link aks	多连接轴
με εξαρτ. (με εξαρτήματα)	aksesuarları ile	带有Z. (带有辅件)
Σετ τεμαχίων ρύθμισης	ayarlama parçaları takımı	调整套件
ND εύκαμπτου σωλήνα	ND hortum	低压软管
Βοηθητικός μηχανισμός κίνησης	yavru şanzıman	辅助驱动
Σύστημα οριζοντίωσης	seviye ayarlama sistemi	水平位调节
Εντολοδόχος κύλινδρος	AS (alıcı silindir)	Nz (输出缸)
Σετ επισκευής εντολοδόχου κυλίνδρου	AS onarım seti	输出缸维修组件
χωρίς ζάντες αλουμινίου	alüminyum jantsız	不带铝制轮辋
χωρίς ρυθμιζόμενο καταλυτικό μετατροπέα	kontrollü katalitik konvertörsüz	不带可调节的催化器
χωρίς λωρίδες	kulaksız	不带连接板
χωρίς ζάντες κράματος ελαφρού μετάλλου	hafif metal jantsız	不带轻金属车轮
Δακτύλιος O	O-ring	O型圈
Διάταξη ακινητοποίησης πεντάλ	pedal sabitleyici	踏板限位器
Αστυνομία	Polis	警察
Τροχός	tekerlek	车轮
Αισθητήρας τροχού	tekerlek sensörü	车轮传感器
Μεταξόνιο xxxx mm	aks aralığı xxxx mm	轴距 xxxx mm
δεξιά επάνω και αριστερά κάτω	sağ üst ve sol alt	右上和左下
Δεξιοτίμονα οχήματα	sağdan direksiyonlu	右侧驾驶的汽车
Ρυθμιστής	regülatör	调节器
Κινητήρας σειράς	sıra motor	直列式发动机
Υπερασπτικό λεωφορείο/Υπερωψυμένο	şehirlerarası otobüs/yüksek tavanlı otobüs	长途客车/高顶盖车
Σετ επισκευής	onarım seti	维修套件
Σετ στρογγυλού στομίου	yüzüklü rakor takımı	环形管接头组件
Σωλήνωση	boru hattı	管道
κόκκινο	kırmızı	红色
Κόκκινο δίχαιο πέδησης	kırmızı kaliper	红色制动钳
Βαλβίδα αντεπιστροφής	çekvalf	单向阀
Σετ άξονα επαναφοράς	sıfırlama mili takımı	复位轴组件
Κύλινδρος τροχού	TFM (tekerlek fren merkezi)	Rz (车轮制动缸)
Σετ στεγανοποίησης κυλίνδρου τροχού	TFM conta takımı	车轮制动缸密封套件
Σετ επισκευής κυλίνδρου τροχού	TFM onarım seti	车轮制动缸维修套件
Άξονας Salisbury	Salisbury aks	索尔兹伯里轴
Δίχαιο πέδησης με 1 πείρο στήριξης	1 tutucu pimli kaliper	制动钳带有1个固定销

Sattel mit 2 Haltestiften	třmen se 2 přídržnými kolíky	zacisk z 2 kołkami ustalającymi
Sättel mit Gussnoppen	třmen s litými noppkami	zaciski z odlewanyimi wypustkami
Sattelschraube	šroub třmenu	šrubu zacisku
Scheibenbremse	koťoučová brzda	hamulec tarczowy
Scheibenkupplung	koťoučová spojka	sprzęgło tarczowe
Scheibenschraube	koťoučový šroub	šrubu tarczy
Schlauchleitung	hadicové vedení	przewód giętki
Schraubstutzen	šroubovací hrdlo	króciec śrubowy
schwarz	černý	czarny
Schwimmsättel	plovoucí třmeny	zaciski pływające
Schwingblech WE	kov výstražného zařízení	urządzenie ostrzegawcze z blachy wahlivej
SCS	SCS	SCS (system kontroli stopu)
separater Behälter	samostatná nádrž	oddzielny zbiornik
separates Druckstück/Vorgänger	samostatný tlačný element/předchůdce	oddzielny element dociskowy / poprzednik
Servolenkung	servořízení	wspomagany układ kierowniczy
Skandinavien	Skandinávie	Skandynawia
Sitzplätze	místa k sezení	miejsca siedzące
Sonderfahrzeuge	speciální vozidla	pojazdy specjalne
Spezialaufbau	speciální karosérie	specjalne nadwozie
Sportfahrwerk	sportovní podvozek	podwozie sportowe
Spur	stopa	rozstaw kół
Standard-Bremsgerät	standardní posilovač brzd	standardowe urządzenie hamulcowe
Standard-THz	standardní tandemový hlavní válec	standardowa pompa hamulcowa typu tandem
staubfeste Ausführung	provedení odolné proti prachu	wykonanie odporne na kurz
Stufenheck	stupňovitá záď	tył kaskadowy
T50-Reparatursatz	T50 sada dílů pro opravu	zestaw naprawczy T50
Tandemregler	tandemový regulátor	regulator tandemowy
THz mit 3 Anschlüssen	THV se 3 přípoji	pompa hamulcowa tandemowa z 3 przyłączami
THz mit Anschlagsschraube	THV s dorazovým šroubem	PHT z wkrętem zderzakowym
THz (Tandemhauptzylinder)	THV (tandemový hlavní válec)	PHT (pompa hamulcowa typu tandem)
THz-Reparatursatz	sada dílů pro opravu THV	PHT - zestaw naprawczy
THz-RS (Montagehülse)	sada dílů pro opravu THV (montážní pouzdro)	PHT - zestaw naprawczy (tuleja montażowa)
Timken-Achse	náprava Timken	oś Timkena
Topfmanschette	hmcová manžeta	pierścień samouszczelniający garnkowy
Tragbolzensatz	sada nosných čepů	komplet trzpieni nośnych
Transporter	dodávkové vozidlo	furgonetka
Triebkopf	pohonná jednotka	główna napędowa
Trommelbremse	bubnová brzda	hamulec bębnowy
TBB (Trommelbremsbacken)	ČBB (čelisti bubnové brzdy)	SHB (szczęki hamulca bębnowego)
Umbau 1-teilig auf 2-teilig	přestavba z 1dílného na 2dílné	przebudowa z 1 - częściowej na 2 - częściową
Unterdruckverstärker	podtlakový posilovač	wspomaganie podciśnieniowe
ursprüngl. verschraubte Beläge	původně našroubovaná obložení	pierwotnie przykręcone okładziny
VA (Vorderachse)	PN (přední náprava)	OP (oś przednia)
VA-Girling-Bremse	brzda Girling PN	hamulec Girlinga osi przedniej
VA-Scheibenbremse	koťoučová brzda PN	hamulec tarczowy osi przedniej
VA-Trommelbremse	bubnová brzda PN	hamulec bębnowy osi przedniej
Ventilblock	ventilový blok	blok zaworów
Ventilblock kpl.	ventilový blok kompl.	blok zaworów kompletny
Verbindungsschrauben	spojovací šrouby	śruby połączeniowe
Verschlusschraube	závěrný šroub	śruby zamykające
Verschraubung	šroubení	połączenie śrubowe
Verschraubung kpl.	šroubení kompl.	połączenie śrubowe kompletne
verstärkte Bremse	zesílená brzda	wzmocniony hamulec
verstärkte Stoßdämpfer	zesílený tlumič nárazů	wzmocnione amortyzatory
verstärktes Fahrwerk	zesílený podvozek	wzmocniony układ jezdy
Verteilerstück wiederverwenden	opět použít díl rozdělovače	ponowne użycie rozdzielacza
V-Motor	V motor	silnik w układzie V
Vorder- und Hinterachse	přední a zadní náprava	oś przednia i tylna
Vorderachse	přední náprava	oś przednia
Vorderachse und 2. Hinterachse	přední náprava a 2. zadní náprava	oś przednia i druga oś tylna
Vordruckventil	ventil zabraňující vniku vzduchu do brzd. okruhu	zawór ciśnienia wstępnego
Vorgänger	předchůdce	poprzednik
Vorgänger / Abschirmkappe	předchůdce / stínící čepička	poprzednik / pokrywa ekranująca
Vorgänger-THz, Einlaß D=xx	předchůdce THV, sání D=xx	poprzednik - PHT, wlot D=xx
Vorspannzylinder	předpinací válec	cylinder naprężenia pierwotnego
WK (Warnkontakt)	VK (výstražný kontakt)	SO (styk ostrzegawczy)
Warnkontakt 1-polig	výstražný kontakt 1pólový	styk ostrzegawczy 1 - biegunowy
Warnkontakt 2-polig	výstražný kontakt 2pólový	styk ostrzegawczy 2 - biegunowy
Warnschalter	výstražný spínač	włącznik ostrzegawczy
WE (Warneinrichtung)	VZ (výstražné zařízení)	UO (urządzenie ostrzegawcze)
WE-Befestigung	přípevnění VZ	mocowanie UO
Wegsensor	dráhový senzor	sensor drogi
weiß	bílý	biały
Zylinderschraube	válcový šroub	šrubu cylindra



Δίχαλο πέδησης με 2 πείρους στήριξης	2 tutucu pimli kaliper	制动钳带有2个固定销
Δίχαλα πέδησης με μεγάλα κομβία	dökme pimli kaliperler	制动钳带有铸造轴头
Βίδα δίχαλου πέδησης	kaliper civatası	制动钳螺钉
Δισκόφρενο	diskli fren	盘式制动器
Συμπλέκτης δίσκων	diskli debriyaj	盘式离合器
Βίδα δίσκου	disk civatası	盘式螺钉
Εύκαμπτος σωλήνας	hortum hattı	软管
Βιδωτά στόμια	vidalı rakor	丝堵
μαύρο	siyah	黑色
Πλωτά δίχαλα πέδησης	hareketli kaliperler	浮动制动钳
Έλασμα ταλάντωσης ΔΠ	İS titreşim sacı	平衡板 WE
SCS (σύστημα ελέγχου στοπ)	SCS	SCS停车控制系统
Ξεχωριστό δοχείο	ayrı hazne	单独的容器
Ξεχωριστό τεμάχιο πίεσης/προηγούμενος τύπος	ayrı baskı parçası/önceki	单独的压片/牵引车
Ξεβρομηχανισμός διεύθυνσης	havali direksiyon	转向助力机构
Σκανδιναβία	İskandinavya	斯堪地维亚
Καθίσματα	koltuk sayısı	座位
Ειδικά οχήματα	özel araçlar	专用车辆
Ειδική κατασκευή	özel üst yapı	特殊结构
Σπορ ανάρτηση	spor yürüyen aksam	运动型底盘
Ίχνος	iz	轮距
Στάνταρ μονάδα πέδησης	standart fren	标准制动器
Στάνταρ δίδυμος κύριος κύλινδρος πέδησης	standard tandam ana merkez silindiri	标准串联式主液缸
Έκδοση ανθεκτική στη σκόνη	toz geçirmez model	除尘型
Σεντάν	limuzin	阶背车尾
Σετ επισκευής T50	T50 onarım seti	T50维修套件
Δίδυμος ρυθμιστής	tandem regülatörü	串联式主液缸调节器
Δίδυμος κύριος κύλινδρος πέδησης με 3 συνδέσεις	3 bağlantılı tandem ana merkez silindiri	带有3个接口的串联式主液缸
Δίδυμος κύριος κύλινδρος πέδησης με κοχλία αναστολής	dayanak civatalı tandem ana merkez silindiri	带有限位螺钉的串联式主液缸
Δίδυμος κύριος κύλινδρος πέδησης	tandem ana merkez silindiri	串联式主液缸
Σετ επισκευής δίδυμου κύριου κυλίνδρου πέδησης	tandem ana merkez silindiri onarım seti	串联式主液缸维修套件
Σετ επισκευής δίδυμου κύριου κυλίνδρου πέδησης (χιτάμιο συναρμολόγησης)	tandem ana merkez silindiri onarım seti (montaj kovani)	串联式主液缸维修套件(安装轴套)
Άξονας Timken	Timken aks	泰姆肯轴
Δισκοειδής μανσέτα	çanak conta	固定鼓涨圈
Σετ πείρων στήριξης	tutucu pim takımı	支承螺栓组件
Μεταφορικό όχημα	transporter	运输车
Κεφαλή κίνησης	tahrik kafası	牵引车
Ταμπουρόφρενο	kampanalı fren	鼓式制动器
ΣΤΠ (σιαγόνες τυμπάνου πέδησης)	KFP (kampanalı fren pabuçları)	TBB(鼓式制动爪)
Μετατροπή 1 τεμαχίου σε 2 τεμάχια	1 parçalıdan 2 parçalıya tadilat	从一体改装为两体
Ενισχυτής υποπίεσης	vakumlu güçlendirici	负压放大器
Αρχ. βιδωνόμενα τακάκια φρένων	orijinal vidalanan balatalar	原有螺丝连接的刹车片
ΜΑ (μπροστινός άξονας)	ÖA (Ön Aks)	前桥
Φρένο ΜΑ Girling	ÖA girling fren	前桥Girling制动器
Δισκόφρενο ΜΑ	ÖA diskli fren	前桥盘式制动器
Ταμπουρόφρενο ΜΑ	ÖA kampanalı fren	前桥鼓式制动器
Συγκρότημα βαλβίδων	valf bloğu	阀块
Συγκρότημα βαλβίδων πλήρες	komple valf bloğu	阀块整体
Κοχλίες σύνδεσης	bağlantı civataları	连接螺丝
Κοχλίας φραγής	kör tapa	封闭螺帽
Κοχλιοσύνδεση	vidalı bağlantı	螺纹连接
Κοχλιοσύνδεση πλήρες	vidalı bağlantı komple	螺纹连接整体
Ενισχυμένα φρένα	güçlendirilmiş fren	增强的制动器
Ενισχυμένα αμορτισέρ	güçlendirilmiş amortisör	增强的减震器
Ενισχυμένο σύστημα ανάρτησης	güçlendirilmiş yürüyen aksam	增强的底盘
Επαναχρησιμοποιήστε το εξάρτημα διανομέα	dağıtıcı parçayı tekrar kullanın	重新利用分配件
Κινητήρας V	V motor	V型发动机
Μπροστινός και πίσω άξονας	ön ve arka aks	前桥和后桥
Μπροστινός άξονας	ön aks	前桥
Μπροστινός άξονας και 2ος πίσω άξονας	ön aks ve 2. arka aks	前桥和第2后桥
Βαλβίδα προπίεσης	ön basınç valfi	预压力阀
Προηγούμενος τύπος	önceki	牵引车
Προηγούμενος τύπος / πτώμα θωράκισης	önceki / deflektör	牵引车 / 屏蔽盖
Προηγούμενος τύπος δίδυμου κύριου κυλίνδρου πέδησης, εισαγωγή D=xx	önceki tandem ana merkez silindiri, giriş Ç=xx	牵引车串联式主液缸, 进口 D=xx
Κύλινδρος προέντασης	ön yüklemeli silindir	预夹紧缸
ΕΠ (επαφή προειδοποίησης)	İK (İkaz Kontaklı)	WK(警示触点)
Επαφή προειδοποίησης 1-πολική	1 kutuplu ikaz kontaklı	1极警示触点
Επαφή προειδοποίησης 2-πολική	2 kutuplu ikaz kontaklı	2极警示触点
Διακόπτης προειδοποίησης	ikaz şalteri	警示开关
ΔΠ (διάταξη προειδοποίησης)	İS (İkaz Sistemi)	WE(警示装置)
Στερέωση ΔΠ	İS tespitleme	警示装置的固定
Αισθητήρας διαδρομής	hareket sensörü	行程传感器
Λευκό	beyaz	白色
Βίδα κυλινδρικής κεφαλής	silindirik civata	圆柱头螺钉

1-Kammer-Druckluftbremse	جيجي جليل عنام جاص حول	防音プレート(シングルチャンバ・エアブレーキ)
1-Kolbensattel D=xx	D=xx دحو سابكب فيلف فيلا	1ピストンキャリパ D=xx
2-Kolbensattel D=xx	D=xx تاسايفللا ةجوزم فيلف فيلا	2ピストンキャリパ D=xx
4-Kolbensattel	تاسايفللا فيعابر فيلف فيلا	4ピストンキャリパ
1-Kreis-Bremse	قحو فيبرك فرياللب فلفرف	1サイクルブレーキ
2-Kreis-Bremse	نيتيبرك نيترياللب فلفرف	2サイクルブレーキ
1-Kreis-Sättel	فيبرك فرياللب فيلف فيلا	1サイクルキャリパ
2-Kreis-Sättel	نيتيبرك نيترياللب فيلف فيلا	2サイクルキャリパ
1. Hinterachse	لوالا فيفلخا روجلما	1番目のリアシャフト
1. und 2. Hinterachse	يناللا لوالا فيفلخا روجلما	1番目と2番目のリアシャフト
4-Loch-Bremsscheibe	بوقثلا فيعابر فيلفرف صرق	4穴ブレーキディスク
6-Loch-Bremsscheibe	بوقثلا فيسلس فيلفرف صرق	6穴ブレーキディスク
3-Loch-Felge	تاحتف تالشب طن ج	3穴ホイール
4-Loch-Felge	تاحتف عراب طن ج	4穴ホイール
5-Loch-Felge	تاحتف سرب طن ج	5穴ホイール
6kt-Schraube	عطقلا فيسلس سارب رامسم	6角ネジ
6kt-Schraube (innen)	(لخللا نم) عطقلا فيسلس سارب رامسم	6角ネジ(内側)
6"-Tandem	صروب 6 ساقم فيفدرت فواطس	6面タンデム
8"-Tandem mit Gabelkopf	يفرط زرقمب قوزم صروب 8 ساقم فيفدرت فواطس	ヨーク付8面タンデム
8"-Tandem ohne Gabelkopf	يفرط زرقمب قوزم ريغ صروب 8 ساقم فيفدرت فواطس	ヨークなし8面タンデム
ABS	ABS, قال غلال عن املما لم ارفلا ماظن	ABS(アンチロックブレーキシステム)
ABS-Dichtungssatz	ABS, قال غلال عن املما لم ارفلا ماظن ل	ABSガスケットキット
Achtung: Kolbenstellung ändern !	سابكبلا فيعابر ليدعتب مق: هيبيت	注意:ピストンポジション変更!
Adapter für Bördel E	E عوزلا نم فرفل فييام	ビードタイプE用アダプター
alle Typen	عاونالا عيجم	全タイプ
Alu-Pumpe	جويجولالا نم عضم	アルミポンプ
Alu-Sättel	جويجولالا نم فيلف فيلا	アルミキャリパ
am Bremssattel	فلفرفل فيلفلا فيلا ل ع	ブレーキキャリパ上に
am Hauptzylinder	فيس فيولالا فواطس ل ع	マスターシリンダー上に
A-Motor	A فيفي ل ع لفرم	Aエンジン
Anschlagschraube oben	ل ع ل قنز رامسم	ストップネジ、上側
Anschluß/Anschlüsse	تالصو/لصو	接続/コネクション
Anti-Noise-Blech	جيجي جليل عنام جاص حول	防音プレート
ASC (Automatische Stabilitäts Control)	(نازبالا في فيفي تا موثولالا لكحتلا ماظن) ASC ماظن	ASC(アクティブスタビリティコントロール)
ASR (Antriebschlupfregelsystem)	(رچلا فرفق فيف لكحتلا ماظن) ASR, ماظن	ASR(トラクションコントロールシステム)
ATE nur über VAG erhältlich	VAG فرفق ل ل ل ل ل ATE, فيفي تا موثولالا صرخلا فرفق ل ع ل ل ل ل ل ل ل ل ل ل	ATEはVAGを通じてのみ入手可能
auf Typenschild	(عصرلا) فيفرف عتلا ةحول ل ع	車種認識プレート上
aufgeschraubt	لثو ل فم	ネジ止め
Auslaß seitlich links	عرسلا ةهچلا ل ع فيبناج جورخ ففم	左側面の出口
Auslaß seitlich rechts	عزميلا ةهچلا ل ع فيبناج جورخ ففم	右側面の出口
außen	جراخلا نم	外側
automatische Nachstellung	في تا موثولالا لكشب فيفي هتو طبض فدا ع	自動調節 (アジャストメント)
Behälter	نازخ ءءاءو ءءءوا ح	容器(タンク)
Behälter Doppel-WE	ريذحت فيتريه حشب قوزم نازخ	ダブルウォーニングデバイス付容器(タンク)
Behälterbefestigung	نازخا تيبيثت	容器(タンク)固定
Behälterstopfen	نازخا قلس	容器(タンク)プラグ
Behälterverschraubung	ريم لسبب نازخا تيبيثت	容器(タンク)ネジ式キャップ
Behörde	فطلسب فلوخم ءهچ ءئييه	省庁、オーソリティーカー
Beläge	لم ارفلا ل في	ブレーキパッド
belüftete Scheiben	لوم صراق	換気付ディスク
Betätigungseinheit	لي عثت كسو	アクチュエーターユニット
blau	قردا	青色
Bodenventil	عقلا مامص	残留圧センターバルブ
Bodenventile tauschen	عقلا تامامص ليديبت	残留圧センターバルブ交換
Bördel x	x قرد فرفخ	フレアタイプx
braun	رچسلا فيب	茶色
breite Ausführung	ضري ع ميصت	ワイドデザイン(ワイドバージョン)
Bremse	فلفرف	ブレーキ
Bremsgerät	لم ارفلا زيزعت كسو	ブースターユニット
Bremskraftregler	في ل فرفلا فوقلا مظنم	ブレーキ圧調節器
Bremsleitungen erneuern !	في ل فرفلا تالصولا ديديت	ブレーキ管刷新!
Bremslichtschalter	لم ارفلا عوض حاتفم	ブレーキランプスイッチ
Bremsscheiben	لم ارفلا صراق	ブレーキディスク
Bremsschlauch beachten !	لم ارفلا موطرخل هبتنا	ブレーキチューブに注意!
Buchse + Ausgleichbügel	فدا ع فوسنلق + قبل ج	ジャック+バランスクリップ
Bus	ففا ح	バス
Bypassregler	رورملا ففم مظنم	バイパス調節器
Citroen-Bremse	نيورتس فلفرف	シトロエンブレーキ
D (Durchmesser) =	D (رطق) =	D(直径) =
Dichtring	مكح فقل ح	密閉リング
Dichtung	مكح فيش ح ن ل و ج	密閉(シーリング)
Dichtungssatz	مكح فقا ط	ガスケットキット
Differentialsperre	في ل فافت لفق	ディフェレンシャルロック
Differenzdruckschalter	في ل فافتلا ط ففم ل حاتفم	ディフェレンシャル圧スイッチ
Differenzdruckventil	في ل فافتلا ط ففم ل مامص	ディフェレンシャル圧バルブ
diverse Typen	ةعوزتم تازارط	様々な種類(タイプ)
Doppelbereifung	ةجوزم تازارط	ツインタイヤ



Doppelkabine	توجد في قروصق، قن يباك	ダブルキャブ
Druckbegrenzungsventil	طغضل ا مي جحت مامص	圧力制限バルブ
Druckbolzen	تيطاخنن (روباخ) قرامغ	タペット
Druckbolzen (kurz)	(قريصق) تيطاخنن (روباخ) قرامغ	タペット (ショート)
Druckbolzen (lang)	(قريوط) تيطاخنن (روباخ) قرامغ	タペット (ロング)
Druckluftbremse	طوغضل اء اولاب لم عت ظمرف	エアブレーキ
Druckluftleitung	طوغضل اء اولاب ا لصر	圧縮エア管
Druckluftunterstützung	طوغضل اء اولاب ا لصر ا لمر فل ا مي عت	エアブレーキアシスト
Druckluftverstärker	طوغضل اء اولاب ا لصر ا لمر فل ا زرع	エアブレーキブースター
Druck-Warnschalter	طغضل ا ب صاخ ري ذحت حاتفم	圧力警告スイッチ
DS-Regler	DS، مظنم	DSバルブ
EDS	(يلص ا فتل لغؤل ا يف يزور تكل ا ل مكحتل ا مظن) EDS، مظن	EDS (電子式ディフェレンシャルロック)
EDS-Ventilblock	(يلص ا فتل تامامص ة عوم جم	EDSバルブブロック
EG-Vorschrift	تيروروال ة عوم جم ا تاميل عت ة حئل	EGヨーロッパ共同体規則
Einbau hinter der Achse	روحل ا فلخ بي لفرنتل	シャフト後部への設置
Einbau vor der Achse	روحل ا مام ا بي لفرنتل	シャフト前部への設置
Einbausatz	بي لفرنت مقلط	インストールキット
Einfachbereifung	درفم راطل	一重タイヤ
Einknöpffmaß xx mm	مم xx (لصرول) طبرل ا ة عطق (س اي قم) دعب	ボタンイン寸法xxmm
Einlaß D=xx mm	مم D=xx لوخ ذن فنم	吸入直径 =xxmm
Einlaß mit Gummistopfen	تيطلم كدلمب دوزم لوخ ذن فنم	ゴムプラグ付吸気部
Einschraubregler	طبرل ا فوق مظنم	ネジ式調節バルブ
elektr. Vergaser	يبرك نبرلم	電子式キャリブレーター
Entlüfteranschluß	(س يفنت) تيو ت لصر	排気コネクタ
Entlüfterventil	(س يفنت) تيو ت مامص	排気バルブ
erhöhte Zuladung	دئاز ليم حت بن حش	高くなったペイロード (負荷)
Ersatz für Sättel D=xx	D=xx تيفل ا تاي ا ل ا لي دبت	キャリバーD=xxの代用パーツ
ETS	راسل ا يف يزور تكل ا ل مكحتل ا مظن	ETS (電子式トラクションコントロールシステム)
Europa	ايوروا	ヨーロッパ
Export	ري دصرت	輸出
Fahrschule	قايقل ا مي ل عت قسردم	自動車学校
Faltenbalsatz	بي رستل ا عنام خي فانم مقلط	シールセット
Faustsättel	قضباق تيفل ا تاي ا ل	げんこつ型キャピラ
Fenster	قن فان	窓
Festsättel	قتباق تيفل ا تاي ا ل	固定式キャピラ
Flanschdicke x mm	مم x عوتنل ا فرط كلس	フランジ厚xmm
Flanschmaß = xx,x	xx,x = عوتنل ا فرط دا عبا	フランジ寸法=xxx
Fuller-Getriebe	رل لوف سورت قودنص	フルー式ギアボックス
für Belagsätze ohne Zubehör	توي لفلت ا قاق ليم زونب لم ا رفل ا لي يتب صاخ	付属品のないブレーキパッド用
für Bremsättel/Vorgänger	قباسل ا لم ا رفل ا تيفل ا تاي ا ل ا ب صاخ	ブレーキキャピラ / 従前モデル用
für Doppelmembran-Gerät	توي رل ا تيش غل ا توي ا نث زي ر عتل ا دحوب صاخ	2重皮膜ブースター用
Gabelkopfsatz	تيفرط نراقم ة عوم جم	ヨークキット
Gehäuse L=	L= قبل ع تتي بم	ハウジングL=
gelb	رفصا	黄色
gepanzerte Fahrzeuge	ة عردم تاي لفرم	防弾武装車両
Getriebe	سورت قودنص	ギアボックス
Getriebe-Nr.	سورتل ا قودنص مقل	ギアボックス番号
GG-Pumpe	بصل ا دي دحل ا نم ة عونصم ة حضم	鋳鉄ポンプ
GG-Sättel	بصل ا دي دحل ا نم ة عونصم تيفل ا تاي ا ل	鋳鉄キャピラ
GG-THz/Vorgänger	قباسل ا بصل ا دي دحل ا نم ة عونصم تيفل ا تاي ا ل ا ب صاخ	鋳鉄THz(タンデムマスターシリンダー) / 従前モデル
Golf-Staaten	ج ي ل ا لود	湾岸諸国
Gz mit senkrecht Flansch	ي دوع فرطب قوزم قضباق قن ا وطر ا	垂直フランジ付クラッチシリンダー
Gz (Geberzylinder)	قضباق قن ا وطر ا	Gzクラッチシリンダー
Gz-Reparatursatz	قضباق قن ا وطر ا ا لصر ا مقلط	Gzクラッチシリンダー修理キット
HA (Hinterachse)	يفل غل ا روحل ا	HA(リアシャフト)
Haltefeder	توي بشت قضبان	固定用スプリング
Halter	توي بشت وضع	アンカー
Haltersatz	توي بشت مقلط	アンカーセット
Halterschraube	توي بشت رامصم	アンカーネジ
Handbremsbetätigung	توي دي ل ا لمر فل ا لي غشت	サイドブレーキ稼動
Handbremshebel	توي دي ل ا لمر فل ا عارذ	サイドブレーキレバー
HA-Scheibenbremse	يفل غل ا روحل ا تيفر قظمرف	リアシャフトディスクブレーキ
HA-Trommelbremse	يفل غل ا روحل ا تين ا وطر ا لمر فل	リアシャフトドラムブレーキ
Hebel	ة عفار ، عارذ	レバー
Hochdach	لا ع فقس	ハイルーフ
Hohlschraube	فوجم بلول مرامصم	空洞ネジ
Hosei-Bremse	ياسروه ظمرف	豊生ブレーキ
Hub	راوشم بطوش	ストローク
Hülsensatz	بلج مقلط	スリーブキット
Hydraulikspeicher	تيلوردي ة قزخ	油圧アキュムレーター (蓄圧器)
Hydraulikverstärker	يلوردي ة زرع	油圧ブースター
Hydraulikzylinder	تيلوردي ة قن ا وطر ا	油圧シリンダー
Hydr. Steuereinheit	تيلوردي ة مكحت دح	油圧制御ユニット
HZ (Hauptzylinder)	توي ي رل ا قن ا وطر ا	HZ(マスターシリンダー)
HZ-Reparatursatz	توي ي رل ا قن ا وطر ا ا لصر ا مقلط	マスターシリンダー修理キット
im Fahrerhaus	قئاسل ا قروصقم يف	キャブ内
im Motorraum	لمر جل ا زي يف	エンジンルーム

innen	لداخل نم	内側
Innengewinde	يل داخل بول	内側スレッド
Kastenwagen	قويونص قبكرم	ワンボックスカー
Katalysator	يزفح لوح	触媒
Kennzeichen: xx	XX: قريم قمالع	車番: xx
Kerbe am Flansch	(ظن الفل) قفشل ايلع قفلث	フランジ上のノッチ
Klasse	قبترم - قجرد	等級
Kleinbus	ري خص سي يوتوا صاب يني	ミニバス
Klimaanlage	ءاوه فيقم	エアコン
Kolbenstange D=	D= سابلقل عازذ	ピストンロッド径 D=
Kolbenstange L=	L= سابلقل عازذ	ピストンロッド長 L=
Kombiwagen	(ي يموك) رافسا قرايس	ステーションワゴン
Kompakt THZ	قچيم قيفدارت قيس يئر قن اوطن	コンパクトタンデムマスターシリンダー
Krankenwagen	فاعس! قبكرم	救急車
Kupplung	ضباقل	クラッチ
Kupplungsabgang	ضباقل اقصو جرحم	クラッチ接続用出力ポート
Kupplungsverstärker	ضباقل مخرج	クラッチブースター
kurzer Radstand	قريصرق تالجع قذعق	短いホイールベース
kurzes Bremsgerät	قري خص لم لرف زيذعت قذجو	短いブレーキブースター
L (Länge) =	L (لوطل) =	L(長さ) =
langer Radstand	قليوط تالجع قذعق	長いホイールベース
Leckageanzeige	بوسنل نايب ني ييم	漏えいインジケター
lieferbar	هديروت نكتم ، حاتم	納品可能
links oben und rechts unten	لفسا ايل ا نيم يلا قهجو ايل ا رلس يلا قهج	左上と右下
links vor und rechts hinter der Achse	روحل ا لفسا ا نيم ييو مام ا لرس ي	シャフトの左前部と右後部
Linkslenker	يرلس ي مي جوت	左ハンドル
Luftfederung	يئاوه قيلي عت	エアスプリング
luftgekühlt	ايئاوه دريم	空冷式
M8-Führungsbolzen	M8, قيليلد روباخ	M8ガイドピン
MA-Getriebe	سورت قونص	MAギアボックス
mit 1 Haltestift	قنذ روباخ نوم	固定ピン1本で
mit 2 Haltestiften	قنذ يروباخ نوم	固定ピン2本で
mit Alufelgen	موي نومل ا طنو جب نوم	アルミホイール付
mit angegossenem Behälter	بص ناز غ نوم	キャストオンタンク付
mit geregeltm Katalysator	موكجم يزفح لوح جب نوم	制御式触媒付
mit Laschen	(فارطا) يش او جب نوم	ストラップ付
mit Leichtmetallrädern	في فح نذم نم ة موصم تالجع نوم	軽金属ホイール付
MKII-Aggregat kpl.	ظم الكا MKII قذجو	MKIIユニット 全体
Mod. (Modell)	لي نوم	モデル(年式)
Motor	كفرجم	エンジン
Motor-Nr.	كفرجل مقرر	エンジン番号
Motor-Pumpen-Aggregat	كفرجل ا قضم قذجو	エンジンポンプユニット
Multi-Link-Achse	تالصول ا دد عتم روح	マルチリンクシャフト
m.Z. (mit Zubehör)	قيليلقت تاقو جلب نوم	m.Z.(付属品付)
Nachstellteile-Satz	قئي امل او طبضل ا اذ ج ا ققاط	アジャスターパーツセット
ND-Schlauch	ND, ضف حنملا طغضل ا موطر ح	ND低圧チューブ(ホース)
Nebenabtrieb	ي جراح عند	パワーテイクオフ
Niveauregulierung	قيل عتلا ةوتسم يف مك حنل ا ملظن	サスペンションレベルコントロール
Nz (Nehmerzylinder)	قعبت قن اوطن	Nz(スレイブシリンダー)
Nz-Reparatursatz	قعبتل ا قن اوطن ا ل حالص ا ققاط	スレイブシリンダー修理キット
ohne Alufelgen	موي نومل ا طنو ج نوب	アルミホイールなし
ohne geregelten Katalysator	موكجم يزفح لوح نوم	制御式触媒なし
ohne Laschen	(فارطا) يش او ج نوب	ストラップなし
ohne Leichtmetallräder	في فح نذم نم ة موصم تالجع نوم	軽金属ホイールなし
O-Ring	O قئي يه ايلع ققل ح	Oリング
Pedal Feststeller	قن اوطن ا تببتم	ロックが可能なペダル
Polizei	قطرشلا	警察
Rad	قل ج ع	車輪
Radsensor	قل ج ع ل س ل س ح	ホイールセンサー
Radstand xxxx mm	مم xxxx تال ج ع ل قذعق	ホイールベースxxxxmm
rechts oben und links unten	لفسا ايل ا رلس يلا قهجو ايل ا نيم يلا قهج	右上と左下
Rechtslenker	يني مي مي جوت	右ハンドル
Regler	مظنم	レギュレーター
Reihenmotor	مي قنسم كفرجم	直列型エンジン Rエンジン
Reisebus/Hochdecker	قعترم بلكر قروص قجاب ل حر قذفاح	旅行用バス/ハイルーフ型
Reparatursatz	حالص ا ققاط	修理キット
Ringstutzen-Satz	قيل ق ل ح تام ا ع ة موم جم	リング型ニッパルセット
Rohrleitung	ي يوبن ا طح	パイプライン
rot	رم ح ا	赤色
roter Sattel	ءارم ة قيكف قيل ا	レッド キャピラ
Rückschlagventil	ي ع ج ر ل ءاوه لمص	逆行防止バルブ
Rückstellwellen-Satz	طبضل ا قذعق ا قذعق ا قذعق	リセットシャフトセット
Rz (Radzylinder)	قل ج ع ل ا قن اوطن	Rz(ホイールシリンダー)
Rz-Dichtungssatz	قل ج ع ل ا قن اوطن ا م الك ح ا ققاط	ホイールシリンダー密閉キット
Rz-Reparatursatz	قل ج ع ل ا قن اوطن ا ل حالص ا ققاط	ホイールシリンダー修理キット
Salisbury-Achse	يروبس يلس روح	ソールズベリー型シャフト
Sattel mit 1 Haltestift	قنذ و باخ نوم قيكف قيل ا	固定ピン1つのキャピラ



Sattel mit 2 Haltestiften	قنز يربو اخب كوزم فيكف فيلا	固定ピン2つのキャピラ
Sättel mit Gussnoppen	بصل اديدل نم فيكف تاظلل عت اب فيكف تايلأ	鑄造ナット付キャリパー
Sattelschraube	فيكفلا فيلا راميم	キャリパーネジ
Scheibenbremse	فيصرق ظمرف	ディスクブレーキ
Scheibenkupplung	يصررق ضرباق	ディスククラッチ
Scheibenschraube	صروقلا راميم	ディスクネジ
Schlauchleitung	(فيوطرخ) فيطخ تالصر	ホース(チューブ)配管
Schraubstützen	فيبول تامامع	ネジネット(スクリューネット)
schwarz	دوسأ	黒色
Schwimmsättel	قمياع فيكف تايلأ	フローティング キャリパー
Schwingblech WE	حجر لثم حويل ريذحت قريهجت	シートメタル型警告デバイス
SCS	(فقوشلا يف مكحتلا ماظن) SCS ماظن	SCS(ストップコントロールシステム)
separater Behälter	لصرفنم نازخ	セパレータータンク
separates Druckstück/Vorgänger	قباسل الصرفنم يطاغضنا وضع	セパレーター圧カピース/従前モデル
Servolenkung	ديجوتلا قز لوم فيلا	パワーステアリング
Skandinavien	ايفن يين الفس!	スカンジナビア
Sitzplätze	سرو ل نكامأ	座席 シート
Sonderfahrzeuge	قصاخ تافص او ميب تابلكرم	特別車
Spezialaufbau	صاخ لكويه	特別車体
Sportfahrwerk	فيضايد قويل عت ةموم جم	スポーツ仕様サスペンション
Spur	رلمم	軌跡
Standard-Bremsgerät	فيسايق لمارف زيذعت قدحو	標準ブースターユニット
Standard-THz	فيرايجم فيفدارت فيسايق قن او طسأ	標準タンデムマスターシリンダー
staubfeste Ausführung	رباغلا مكارشل موقم ميمصرت	埃に強い仕様
Stufenheck	(نادييس) ةعتمأ قوندنص اب قرايس قرحوم	セダン(サルーン)
T50-Reparatursatz	T50 حالصا مقاط	T50修理キット
Tandemregler	يفدارت مظنم	タンデム比率調節バルブ
THz mit 3 Anschlüssen	تالصرو ثالثب فيفدارت فيسايق قن او طسأ	コネクターが3つあるタンデムマスターシリンダー
THz mit Anschlagsschraube	قنز راميم جب كوزم فيفدارت فيسايق قن او طسأ	ストップネジが付いたタンデムマスターシリンダー
THz (Tandemhauptzylinder)	يفدارت فيسايق قن او طسأ	タンデムマスターシリンダー
THz-Reparatursatz	فيفدارتلا فيسايق قن او طسأ ل حالصا مقاط	タンデムマスターシリンダー修理キット
THz-RS (Montagehülse)	(بيلفرت هبلج) فيفدارتلا فيسايق قن او طسأ ل حالصا مقاط	タンデムマスターシリンダー修理キット(組み立てスリーブ)
Timken-Achse	نكتميت روح	ティムケン社シャフト
Topfmanschette	فيئاغو بييرسيت ةموم	ポットシール
Tragbolzensatz	قم عاد (ريم لسم) ريب او خ ةموم جم	補助ボルトセット
Transporter	لاقن وضع	輸送車
Triebkopf	(لي غنن تلا) حننلا سرأ	ドライブヘッド
Trommelbremse	فين او طسأ ظمرف	ドラムブレーキ
TBB (Trommelbremsbacken)	فين او طسأ ل لمارفلا (فيذجا) تاموقل	TBB(ドラムブレーキパッド)
Umbau 1-teilig auf 2-teilig	نييت عطق اولأ قدحو ةعطق نم لكيه قداغ!	1部ものを2部ものへ改造
Unterdruckverstärker	غويرفتلا طغض زرع	負圧(真空)ブースター
ursprüngl. verschraubte Beläge	ريم لميم تبستم يلوأ لريت	もとはねじ止めされていたパッド
VA (Vorderachse)	يما ل روح ل	VA(フロントシャフト)
VA-Girling-Bremse	يما ل روح ل جن يلديج ظمرف	フロントシャフト・ギ어링ブレーキ
VA-Scheibenbremse	يما ل روح ل فيصرق ظمرف	フロントシャフトディスクブレーキ
VA-Trommelbremse	يما ل روح ل فين او طسأ ظمرف	フロントシャフトドラムブレーキ
Ventilblock	تامامص ةموم جم	バルブブロック
Ventilblock kpl.	ظمك تامامص ةموم جم	バルブブロック 全体
Verbindungsschrauben	ظبير ريم لميم	接続ネジ
Verschlußschraube	فيبول كانس	密閉ネジ (スクリュープラグ)
Verschraubung	راميم ل طبير مكح!	ネジ止め (スクリューフィッティング)
Verschraubung kpl.	راميم ل طبير مانتلا مكح ل	ネジ止め 全部
verstärkte Bremse	قم جم لمارف	強化ブレーキ
verstärkte Stoßdämpfer	م جم تاممص صام	強化ショックアブソーバー(強化ダンパー)
verstärktes Fahrwerk	قم جم قويل عت ةموم جم	強化サスペンション
Verteilerstück wiederverwenden	ةعزوملا ةعطقلا مانتسا قداغ!	ディストリビューターパーツの再利用
V-Motor	V فيتيه يل ع كرحم	V字型エンジン
Vorder- und Hinterachse	يفل غلاو يما ل ن يروح ل	フロント&リアシャフト
Vorderachse	يما ل روح ل	フロントシャフト
Vorderachse und 2. Hinterachse	يما ل ن غلاو يما ل روح ل	フロントシャフトと2番目のリアシャフト
Vordruckventil	ض يافل طغض ل مامص	残留圧バルブ
Vorgänger	قباسل	従前モデル
Vorgänger / Abschirmkappe	(قنراج) هب جاح قوسنلق / قباسل	従前モデル/シールドキャップ
Vorgänger-THz, Einlaß D=xx	D=xx لوخ نم نم (يلو لا هابل) مبقبل فيفدارتلا فيسايق قن او طسأ ل	従前モデル-タンデムマスターシリンダー、吸気部径D=xx
Vorspannzylinder	يلو لا ن حنن ل قن او طسأ	事前負荷をかけられたシリンダー(プリロードシリンダー)
WK (Warnkontakt)	لكانتلا نم ريذحتلا رشوم	WK(ウェアインジケーター)
Warnkontakt 1-polig	دحو قمرطب ريذحت رشوم	ウェアインジケーター 1相
Warnkontakt 2-polig	فاطلا يئا ن ريذحت رشوم	ウェアインジケーター 2相
Warmschalter	ريذحتلا حلتفم	警告スイッチ
WE (Warneinrichtung)	ريذحتلا قريهجت	WE(警告デバイス)
WE-Befestigung	ريذحتلا قريهجت تببعت	WE(警告デバイス)固定
Wegsensor	تافاس ل اس اي ق س اس ح	トラベルセンサー
weiß	ض يبا	白色
Zylinderschraube	قن او طسأ ل راميم	シリンダーネジ









A large rectangular area containing 30 horizontal lines, intended for writing or drawing.



- Ⓓ So benutzen Sie den K21-F
- ⒺⓃ How to use the K21-F
- ⒻⓇ Utilisation du catalogue K21-F
- ⒻⓇ Come consultare il catalogo K21-F
- ⒺⓈ Use así el K21-F
- ⒺⓃ Zo gebruikt u de K21-F
- ⒻⒹ Sådan anvendes K21-F
- ⒻⓈ Så använder du K21-F
- ⒻⓇ How to use the K21-F
- ⒻⓇ Como utilizar o K21-F
- ⒻⓇ Как пользоваться каталогом K21-F
- ⒻⒸ Jak používat K21-F
- ⒻⓇ Tak należy korzystać z K21-F
- ⒻⓇ Έτσι χρησιμοποιείτε τον K21-F
- ⒻⓇ K21-F'i Broşürünü Nasıl Kullanacaksınız
- ⒻⓇ 这样使用 K21-F
- ⒻⒶ カタログNo.21-Fのご利用法
- ⒻⓇ K21-F طريقة استعمال الكاتالوج

So benutzen Sie den K21-F

Produktgruppe	Fahrzeugtypen	Einbauzeitraum (von/bis)	ATE-Artikelnummer (lang)	Bemerkung (Artikel)
Vorder-/Hinterachse	Fahrgestellnummer (von/bis) kW	Bemerkung (Fahrzeug)	ATE-Artikelnummer (kurz)	Artikeldefinition
				
AUDI A4 CABRIO (02-)				
	1,8 T 1,8 T Quattro 2,0 2,0 TFSI	8E-55-999999 04.02 05.03 05.04	PR: 1LB,1LE PR: 1LB,1LE PR: 1LB,1LE PR: 1LB,1LE	24.0113-0178.1 24.0313-0178.1 413178 513178
	◀ 120 ◀ 120 ◀ 96 ◀ 120	8E-55-400001		+ ESP + ESP
				256 12,9 11,0 ATE 256 12,9 11,0 PD ATE

*

**

*Produktgruppen



Scheibenbremsbeläge
ATE Ceramic



Trommelbremsbacken



Bremsscheibe
ATE PowerDisc



Bremstrommel



Radsensor



ATE Original Kit
ATE Original TopKit



Trommelbremsbacken
für Feststellbremse

**Lenkungsart

- ◀ Linkslenker
- ▶ Rechtslenker

****Herstellerkennung

ATE	Continental Teves (ATE)
AKE	Akebono
AIS	Aisin
AP	AP Lockheed
BDX	Bendix
BOS	Bosch
BRE	Brembo
CIT	Citroën
DEL	Delco
FI	Fiat
FTE	FTE Automotive
LUC	Lucas (TRW)
MAN	Mando
NIS	Nissin
PER	Perrot
SUM	Sumitomo
TOK	Tokico
VW	Volkswagen

***Einbauposition

- vorne
- hinten
- links
- rechts
- links vorne
- links hinten
- rechts vorne
- rechts hinten
- mitte
- oben
- unten
- Vorderachse
- Vorderachse links
- Vorderachse rechts
- Hinterachse
- Hinterachse links
- Hinterachse rechts













Sämtliche Positionsangaben beziehen sich immer auf die Fahrtrichtung.

Abkürzungen

-	Ohne / nicht	HEB	Hebel	V	Belüftet	Coupe
+	Mit / nur / für	HZ	Hauptzylinder	WE	Warneinrichtung	Cabrio
AUT	Automatische Nachstellung	L	Legiert / hochgekohlt	WK	Warnkontakt	Bus
B	Beschichtet	L=	Länge	Zub	Zubehör	Kastenwagen
BG	Bremskraftbegrenzer	Nz	Nehmerzylinder			Schrägheck
BR	Bremskraftregler	PD	PowerDisc			Pritsche/Fahrgestell
BRE	Einschraubregler	Rz	Radzylinder	2-türig		Reihe
BRES	Einschraubreglersatz	RzR	Radzylinder mit integriertem Regler	3-türig		DKW Meisterklasse/
BRL	Bremskraftregler lastabhängig	S	Fixierschraube / Sattelschraube	4-türig		Sonderklasse/Universal
D=	Durchmesser	THz	Tandem-Hauptzylinder	5-türig		FAUN Kraftkarren (Kraka)
Gz	Geberzylinder			Limousine		Transporter
				Kombi		



Artikelinformationen

		KURZNUMMER				KURZNUMMER	
	13.0460-xxxx.2 → 13.0460-0xxx.2 → 24.8190-xxxx.2 → 13.0470-xxxx.2 →	60xxxx 610xxx 62xxxx LDxxxx	Scheibenbremsbelag Einbausatz Warnkontakt ATE Ceramic		24.02dd-dxxx.x →	48nnnn	Bremstrommel (z. B. 24.0223-0: Ø=230)
	20034 15,0 + WE WK S Zub		WVA-Nummer / Dicke weitere WVA-Nummern siehe Anhang Warneinrichtung mit Warnkontakt mit Sattelschraube mit Zubehör		230/231×47		
Bremsbelagsätze haben eine Allgemeine Betriebserlaubnis (ABE) oder eine Homologation nach ECE-R90, bzw. kommen aus derselben Fertigung und unterliegen derselben Qualitätssicherung wie der vom Fahrzeughersteller vorgesehene Belag.					03.0137-0xxx.2 → 03.0137-9xxx.2 →	650xxx 669xxx	Trommelbremsbacken Einbausatz
					185×31 AUT Heb Zub		Durchmesser x Breite mit automatischer Nachstellung mit Hebel mit Zubehör
	24.01dd-xxx.x → 24.03dd-xxx.x →	4ddxxx 5ddxxx	Bremsscheibe ATE PowerDisc dd = Dicke (z. B. 24.0322- : Dicke = 22)		03.0420-xxdd.3 → 03.0520-xxdd.3 →	68xxdd 69xxdd	ATE Original Kit ATE Original TopKit (Radzylinder + Trommelbrems- backen + Einbausatz) dd = Nennmaß Radzylinder
	284 22 20 V L PD B V L S PD		Durchmesser / Dicke / Mindestdicke beschichtet belüftet legiert / hochgekohlt Fixierschraube ATE PowerDisc		03.0137-0xxx.2 → 03.0137-9xxx.2 →	650xxx 669xxx	Feststellbremse (Trommelbremsbacken) Einbausatz
Die Verwendung einer PowerDisc an der Hinterachse ist nur in Verbindung mit dem Einsatz einer PowerDisc an der Vorderachse zulässig.					185×31 AUT Heb Zub		Durchmesser x Breite mit automatischer Nachstellung mit Hebel mit Zubehör
					24.07xx-xxx.x →	36nnnn	RadSENSOR
nnnn = Die letzten vier Ziffern entsprechen einer Zählnummer.							
dd = Nennmaß							
Nachdruck, auch auszugsweise, nur mit unserer Genehmigung gestattet. Ersatzansprüche auf Grund von Angaben in diesem Katalog können nicht anerkannt werden. Konstruktionsänderungen vorbehalten. Soweit wir in unseren Unterlagen Bezug nehmen auf die Ersatzteilnummer des Fahrzeugherstellers, dient dies nur zu Vergleichszwecken. Eine Verwendung derartiger Angaben in Rechnungen an den Fahrzeugbesitzer ist nicht statthaft.							
Die Modell- und Ersatzteilvielfalt einiger Fahrzeughersteller erlaubt nicht immer eine genaue Zuordnung. Bitte beachten Sie daher besonders die im Katalog aufgeführten Bemerkungen und Ersatzteilbeschreibungen.							

How to use the K21-F

Product groups		Type of vehicle	Installation period (from/to)		ATE number	Remark (spare part)		
Front/rear axle	Chassis number	Remark (car)	Short number	Definition				
AUDI A4 CABRIO (02-)								
	1,8 T 1,8 T Quattro 2,0 2,0 TFSI	kW ▲ 120 ▲ 120 ▲ 96 ▲ 120	8E-55-999999 04.02 05.03 08.06 05.04 08.06 08.06	PR: 1LB,1LE PR: 1LB,1LE PR: 1LB,1LE PR: 1LB,1LE	24.0113-0178.1 24.0313-0178.1	413178 513178	? + ESP + ESP	256 12,9 11,0 ATE 256 12,9 11,0 PD ATE
*	**				***		****	

*Product groups



Disc brake pads
ATE Ceramic



Drum brake shoes



Brake disc
ATE PowerDisc



Brake drum



Wheel sensor



ATE Original Kit
ATE Original TopKit



Drum brake shoes
for parking brake

**Hand drive

- ◀ Left hand drive
- ▶ Right hand drive

****Manufacturer

ATE	Continental Teves (ATE)
AKE	Akebono
AIS	Aisin
AP	AP Lockheed
BDX	Bendix
BOS	Bosch
BRE	Brembo
CIT	Citroën
DEL	Delco
FI	Fiat
FTE	FTE Automotive
LUC	Lucas (TRW)
MAN	Mando
NIS	Nissin
PER	Perrot
SUM	Sumitomo
TOK	Tokico
VW	Volkswagen

***Installation Position

- ⬆ front
- ⬇ rear
- ◀ left
- ▶ right
- ◻ upper left
- ◻ lower left
- ◻ upper right
- ◻ lower right
- ◻ center
- ⬆ top
- ⬇ bottom
- ◻ front axle
- ◻ front left
- ◻ front right
- ◻ rear axle
- ◻ rear left
- ◻ rear right






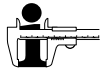







All position details are based on vehicle facing forwards.

Abbreviations







-	Without / not	HEB	Lever	WE	Warning device	Convertible
+	With / only / for	HZ	Master cylinder	WK	Wear indicator	Bus
AUT	Automatic adjustment	L	Alloyed / highly carburized	Zub	Accessories	Van / Panel van
B	Coated	L=	Length			Fastback / Hatchback
BG	Brake force limiter	Nz	Slave cylinder	2-door		Pickup/Chassis Platform truck/ chassis
BR	Brake pressure regulator	PD	PowerDisc	3-door		Series
BRE	Screw-in regulator	Rz	Wheel cylinder	4-door		DKW master class/special class/ universal
BRES	Screw-in regulator set	RzR	Wheel cylinder with built-in corrector	5-door		FAUN powered cart (Kraka)
BRL	Brake pressure regulator, load sensitive	S	Fixing screw / caliper screw	Saloon / Sedan		Transporter / Van
D=	Diameter	THz	Tandem master cylinder	Estate / Station wagon		
Gz	Clutch cylinder	V	Ventilated	Coupe		



Parts information

		SHORT NUMBER				SHORT NUMBER	
	13.0460-xxxx.2 → 13.0470-xxxx.2 → 13.0460-0xxx.2 → 24.8190-xxxx.2 →	60xxxx LDxxxx 610xxx 62xxxx	Disc brake pad ATE Ceramic Installation kit Wear indicator		24.02dd-dxxx.x →	48nnnn	Brake drums (e.g. 24.0223-0: Ø=230)
	20034 15,0 + WE WK S Zub		WVA no. / thickness For further WVA no's. see appendix Warning device With wear indicator With caliper screw With accessoires		230/231x47		Diameter / max. diameter x depth
					03.0137-0xxx.2 → 03.0137-9xxx.2 →	650xxx 669xxx	Drum brake shoes Installation kit
					185x31 AUT Heb Zub		Diameter x width With automatic adjustment With lever With accessories
Brake pads have homologation by German Federal Road Safety Department (ABE), or homologation according to regulation ECE-R 90 i.e. the brake pads are from the same production and subject to the same quality assurance procedures as the pad provided by the vehicle manufacturer.					03.0420-xxdd.3 → 03.0520-xxdd.3 →	68xxdd 69xxdd	ATE original Kit ATE original TopKit (wheel cylinder + drum brake shoes + installation kit) dd = nominal dimension wheel cylinder
	24.01dd-xxxx.x → 24.03dd-xxxx.x →	4ddxxx 5ddxxx	Brake disc ATE PowerDisc dd = thickness (e.g. 24.0322- : thickness = 22)		03.0137-0xxx.2 → 03.0137-9xxx.2 →	650xxx 66	Parking brake (drum brake shoes) Installation kit
	284 22 20 V L PD B V L S PD		Diameter / thickness / minimum thickness Coated Ventilated Alloyed / highly carburized Fixing screw ATE PowerDisc		185x31 AUT Heb Zub		Diameter x width With automatic adjustment With lever With accessories
					24.07xx-xxxx.x →	36nnnn	Wheel sensor
A PowerDisc can be used on the rear axle only if there is one on the front axle.							
nnnn = The last four digits correspond to a running number.							
dd = Nominal dimension							
Complete copies or extracts of this catalog only by permission. Damage claims on the basis of data in this catalog cannot be recognized. The right of modification in construction or design is reserved. As far as we refer in our documents to part numbers of the vehicle makers, this is for comparison purposes only. The use of such information on invoices to the vehicle owner is not admissible.							
The multitude of car models and spare parts from numerous vehicle manufacturers do not always allow an exact allocation. Therefore please pay attention to the corresponding remarks and spare part descriptions.							

Utilisation du catalogue K21-F

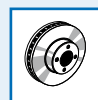
Groupes de produit		Type de véhicule		Date de montage (du/au)		Référence ATE		Remarque (référence)			
Essieu avant/arrière		No. de châssis (du/au)		Remarque (véhicule)		Référence Courte		Indication			
kW											
											
AUDI A4 CABRIO (02-)											
	1,8 T 1,8 T Quattro 2,0 2,0 TFSI	◀ 120 ▶ 120 ▶ 96 ▶ 120	8E-55-999999 8E-55-400001	04.02 05.03 08.06 05.04 08.06 08.06	PR: 1LB,1LE PR: 1LB,1LE PR: 1LB,1LE PR: 1LB,1LE	24.0113-0178.1 24.0313-0178.1	413178 513178	? + ESP + ESP	256 12,9 11,0 256 12,9 11,0 PD	ATE ATE	
*		**						***		****	

*Groupes de produit

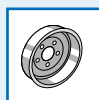


Plaquette de frein
ATE Ceramic

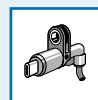
Mâchoires de
frein à tambour



Disque de frein
ATE PowerDisc



Tambour de frein



Capteur ABS



Kit d'origine ATE
TopKit d'origine ATE



Mâchoires de
frein à tambour
pour frein à main

**Direction

- ◀ Conduite à gauche
- ▶ Conduite à droite

****Fabricant

ATE	Continental Teves (ATE)
AKE	Akebono
AIS	Aisin
AP	AP Lockheed
BDX	Bendix
BOS	Bosch
BRE	Brembo
CIT	Citroën
DEL	Delco
FI	Fiat
FTE	FTE Automotive
LUC	Lucas (TRW)
MAN	Mando
NIS	Nissin
PER	Perrot
SUM	Sumitomo
TOK	Tokico
VW	Volkswagen

***Positionnement






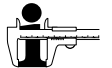






- ⬆ avant
- ⬇ arrière
- ◀ gauche
- ▶ droite
- ◀ avant gauche
- ◀ arrière gauche
- ◀ avant droite
- ◀ arrière droite
- milieu
- ⬆ en haut
- ⬇ en bas
- essieu avant
- essieu avant gauche
- essieu avant droite
- essieu arrière
- essieu arrière gauche
- essieu arrière droite

Toutes positions vues en
position de conduite

Abréviations

-	Sauf / sans	HEB	Levier	WE	Dispositif d'avertissement	Coupé
+	Avec / seulement / pour	HZ	Maître cylindre	WK	Témoin d'usure	Décapotable
AUT	Ajustage Automatique	L	Allié / carbonisé	Zub	Accessoires	Autobus/car
B	Revêtu	L =	Longueur			Fourgon
BG	Limiteur de freinage	Nz	Récepteur d'embrayage			Arrière profilé
BR	Correcteur de freinage	PD	PowerDisc			Camion-plateau/Châssis
BRE	Correcteur à visser	Rz	Cylindre de roue	2 portes		Série
BRES	Jeu de correcteur à visser	RzR	Cylindre de roue avec correcteur intégré	3 portes		DKW Classe supérieure/Classe spéciale/Universel
BRL	Correcteur de freinage asservi à la charge	S	Vis d'étrier / vis de fixation	4 portes		FAUN Chariot motorisé (Kraka)
D =	Diamètre	THz	Maître cylindre tandem	5 portes		Camionnette
Gz	Emetteur 'embrayage	V	Ventilé	Berline		
				Break		

Explications des références

		RÉF. COURTE				RÉF. COURTE	
	13.0460-xxxx.2 → 13.0470-xxxx.2 → 13.0460-0xxx.2 → 24.8190-xxxx.2 →	60xxxx LDxxxx 610xxx 62xxxx	Plaquette de frein ATE Ceramic Lot de montage Témoïn d'usure		24.02dd-dxxx.x →	48nnnn	Tambours de frein (p.ex. 24.0223-0: Ø=230)
	20034 15,0 + WE WK S Zub		Code no. de WVA/épaisseur autres no. de WVA voir annexe Dispositif d'avertissement avec témoïn d'usure avec vis d'étrier avec accessoires		230/231x47		Diamètre / diamètre max. x largeur
Les jeux de plaquettes sont homologués par le Ministère allemand des transports (ABE) ou sont conformes aux normes ECE-R 90 ou ils proviennent de la même production et sont sujet à la même procédure qualité que ceux produits pour le constructeur.					03.0137-0xxx.2 → 03.0137-9xxx.2 →	650xxx 669xxx	Mâchoires de frein à tambour Lot de montage
					185x31 AUT Heb Zub		Diamètre x largeur avec ajustage automatique avec levier avec accessoires
	24.01dd-xxxx.x → 24.03dd-xxxx.x →	4ddxxx 5ddxxx	Disques de frein ATE PowerDisc dd = épaisseur (p.ex. 24.0322- : épaisseur = 22)		03.0420-xxdd.3 → 03.0520-xxdd.3 →	68xxdd 69xxdd	Kit d'origine ATE TopKit d'origine ATE (cylindre de roue + mâchoires de frein à tambour + lot de montage) dd = dimension nominal cylindre de roue
	284 22 20 V L PD B V L S PD		Diamètre/épaisseur/épaisseur minimum Revêtu ventilé allié/carbonisé Vis de fixation ATE PowerDisc		03.0137-0xxx.2 → 03.0137-9xxx.2 →	650xxx 669xxx	Frein à main (mâchoires de frein à tambour) Lot de montage
L'utilisation d'un PowerDisc sur l'essieu arrière n'est autorisée qu'en combinaison avec un PowerDisc sur l'essieu avant.					185x31 AUT Heb Zub		Diamètre x largeur avec ajustage automatique avec levier avec accessoires
					24.07xx-xxxx.x →	36nnnn	Capteur ABS
nnnn = Les quatre derniers chiffres correspondent à un ordre numérique.							
dd = Dimensione nominale							
Toute reproduction totale ou partielle de ce catalogue est interdite sauf notre autorisation préalable. Une demande de dommages et intérêts qui se baserait ou aurait pour objet un renseignement donné par le présent catalogue ne saurait être retenue. Nous nous réservons le droit de modifier les spécifications de nos produits sans préavis et, si cela est nécessaire, pour assurer les performances optimales de nos gammes de produits. Les références constructeurs fournies dans le présent catalogue sont données seulement à titre indicatif. L'utilisation de telles informations dans les factures d'un détenteur de véhicule n'est pas admise.							
La diversité des modèles et des pièces de rechange ne permet pas toujours une affectation correcte. Par conséquent nous vous prions de bien vouloir tenir compte des observations et des descriptions contenues dans ce catalogue.							

Come consultare il catalogo K21-F

Gruppi prodotto		Veicolo		Anno di produzione veicolo			Codice lungo		Altri dettagli ricambio		
Asse anteriore/posteriore		Numero telaio		Altri dettagli veicolo			Codice breve		Altre informazioni		
AUDI A4 CABRIO (02-)											
	1,8 T 1,8 T Quattro 2,0 2,0 TFSI	◀ 120 ◀ 120 ◀ 96 ◀ 120	8E-55-999999 8E-55-400001	04.02 05.03 05.04	08.06 08.06 08.06	PR: 1LB,1LE PR: 1LB,1LE PR: 1LB,1LE PR: 1LB,1LE	24.0113-0178.1 24.0313-0178.1	413178 513178	+ ESP + ESP	256 12,9 11,0 256 12,9 11,0 PD	ATE ATE
*		**						***			****

*Gruppi prodotto

	Pastiglie freno ATE Ceramic		Ganasce freno
	Disco freno ATE PowerDisc		Tamburi per freno
	Sensori ruota		ATE Original Kit ATE Original TopKit
			Freno di stazionamento (ganasce freno/pastiglie)

**Guida

- ◀ Guida sinistra
- ▶ Guida destra

****Fabricant

ATE	Continental Teves (ATE)
AKE	Akebono
AIS	Aisin
AP	AP Lockheed
BDX	Bendix
BOS	Bosch
BRE	Brembo
CIT	Citroën
DEL	Delco
FI	Fiat
FTE	FTE Automotive
LUC	Lucas (TRW)
MAN	Mando
NIS	Nissin
PER	Perrot
SUM	Sumitomo
TOK	Tokico
VW	Volkswagen

***Posizione di montaggio






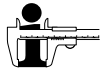







	davanti
	dietro
	a sinistra
	a destra
	davanti a sinistra
	dietro a sinistra
	davanti a destra
	dietro a destra
	al centro
	in alto
	in basso
	asse anteriore
	asse anteriore a sinistra
	asse anteriore a destra
	asse posteriore
	asse posteriore a sinistra
	asse posteriore a destra

Le indicazioni dei simboli si riferiscono alla direzione di marcia.

Abbreviazioni

-	Senza / non	HEB	Leva	V	Ventilato	Coupé
+	Con / solo / per	Hz	Pompa freno	WE	Rilevatore usura incollato	Cabriolet
AUT	Regolazione automatica	L	In lega / lega di carbonio	WK	Rilevatore usura a clip	Autobus
B	Rivestito	L =	Lunghezza	Zub	Accessori	Furgone
BG	Limitatore potenza freno	Nz	Cilindro ricevitore frizione			Coda spiovente
BR	Correttore di frenata	PD	PowerDisc			Autocarro cassonato/Autotelaio
BRE	Correttore avvitabile	Rz	Cilindretto ruota	a 2 porte		Serie
BRES	Correttore (da avvitare)	RzR	Cilindretto ruota con corretore	a 3 porte		DKW Classe superiore/Classe spec./Universale
BRL	Correttore di frenate, dipendente dal carico	S	Viti fissaggio pinza / viti di fissaggio	a 4 porte		FAUN Motocarri (Kraka)
D =	Diametro	THz	Pompa freno tandem	a 5 porte		Furgoncino
Gz	Pompa frizione			Berlina		
				Station Wagon		

Informazioni sugli articoli

		CODICE BREVE				CODICE BREVE		
	13.0460-xxxx.2 → 13.0470-xxxx.2 → 13.0460-0xxx.2 → 24.8190-xxxx.2 →	60xxxx LDxxxx 610xxx 62xxxx	Pastiglie Freno ATE Ceramic Serie di montaggio Rilevatore usura		24.02dd-dxxx.x →	48nnnn	Tamburi per freno (p. es. 24.0223-0: Ø=230)	
	20034 15,0 + WE WK S Zub		Numero WVA / spessore ulteriori numeri WVA v. appendice Rilevatore usura in collato con rilevatore usura a clip con vite per pinza freno con accessori		230/231x47		diametro max. × larghezza	
I set di pastiglie freno possiamo avere o un'autorizzazione generale all'esercizio (ABE) o una omologazione secondo la ECE-R 90; oppure provengono dalla stessa produzione e sono soggetti allo stesso controllo qualità previsto dal costruttore dell'autoveicolo.					03.0137-0xxx.2 → 03.0137-9xxx.2 →	650xxx 669xxx	Ganasce freno Serie di montaggio	
					185x31 AUT Heb Zub		Diametro × estensione con regolazione automatica con leva con accessori	
	24.01dd-xxxx.x → 24.03dd-xxxx.x →	4ddxxx 5ddxxx	Disco Freno ATE PowerDisc dd = spessore (p.es. 24.0322- : spessore = 22)		03.0420-xxdd.3 → 03.0520-xxdd.3 →	68xxdd 69xxdd	ATE Original Kit ATE Original TopKit (cilindretto ruota + ganasce freno + serie di montaggio) dd = dimensione cilindretto ruota	
	284 22 20 V L PD B V L S PD		Diametro / spessore / spessore minimo Rivestito ventilato in lega / lega di carbonio viti di fissaggio ATE PowerDisc			03.0137-0xxx.2 → 03.0137-9xxx.2 →	650xxx 669xxx	Freno di stazionamento (ganasce freno / pastiglie) Serie di montaggio
	L'utilizzo di un PowerDisc sull'asse posteriore è consentito solo unitamente all'impiego di un PowerDisc sull'asse anteriore.					185x31 AUT Heb Zub		Diametro × estensione regolazione automatica con leva con accessori
					24.07xx-xxxx.x →	36nnnn	Sensori ruota	
nnnn = Nessun riferimento a codice ATE (esteso).								
dd = Dimensione nominale								
La ristampa anche parziale di questo catalogo può essere effettuata solo con nostro permesso. Richieste di sostituzione in base ai dati di questo catalogo non possono essere accettate. Salvo modifiche. Un riferimento nei nostri documenti ai numeri dei particolari di ricambio del produttore dell'autovettura viene fatto esclusivamente a scopo comparativo. L'utilizzo di questi dati in fatture al proprietario dell'autovettura non è ammissibile.								
La molteplicità dei modelli e delle parti di ricambio di alcuni costruttori di autoveicoli non sempre consente una correlazione esatta. Si consiglia quindi di fare particolarmente attenzione alle osservazioni riportate nel catalogo ed alle descrizioni delle parti di ricambio.								

Use así el K21-F

Grupo de producto	Modelo	Periodo de montaje (desde/hasta)	Referencias ATE	Indicaciones (repuesto)	
Eje delantero/trasero	Número de chasis (desde/hasta)	Indicaciones (vehículo)	Referencia corta	Información adicional	
AUDI A4 CABRIO (02-)					
	1,8 T 1,8 T Quattro 2,0 2,0 TFSI	kW ▲ 120 ▲ 120 ▲ 96 ▲ 120 8E-55-400001	8E-55-999999 04.02 05.03 08.06 05.04 08.06 08.06 PR: 1LB,1LE PR: 1LB,1LE PR: 1LB,1LE PR: 1LB,1LE	24.0113-0178.1 24.0313-0178.1 413178 513178 ? + ESP + ESP	256 12,9 11,0 256 12,9 11,0 PD ATE ATE
*	**			***	

*Grupo de producto



Pastilla de freno
ATE Ceramic



Zapatas de freno



Disco de freno
ATE PowerDisc



Tambores de freno



Sensor de rueda



ATE Original Kit
ATE Original TopKit



Zapatas de freno
para freno de esta-
cionamiento (mano)

**Dirección

- ◀ Volante a la izquierda
- ▶ Volante a la derecha

***Fabricante

ATE	Continental Teves (ATE)
AKE	Akebono
AIS	Aisin
AP	AP Lockheed
BDX	Bendix
BOS	Bosch
BRE	Brembo
CIT	Citroën
DEL	Delco
FI	Fiat
FTE	FTE Automotive
LUC	Lucas (TRW)
MAN	Mando
NIS	Nissin
PER	Perrot
SUM	Sumitomo
TOK	Tokico
VW	Volkswagen

***Posición de montaje

- ⬆ adelante
- ⬇ atrás
- ◀ izquierda
- ▶ derecha
- ◻ izquierda adelante
- ◻ izquierda atrás
- ◻ derecha adelante
- ◻ derecha atrás
- ◻ medio
- ⬆ arriba
- ⬇ abajo
- ◻ eje delantero
- ◻ eje delantero izquierda
- ◻ eje delantero derecha
- ◻ eje trasero
- ◻ eje trasero izquierda
- ◻ eje trasero derecha














Todas las indicaciones de posición se refieren siempre al sentido de la marcha.

Abreviaturas

-	Sin / no	Gz	Cilindro transmisor de embrague	S	Tornillo para pinza/tornillo querfija	Break
+	Con / solo / para	HEB	Palanca	THz	Cilindro maestro tándem	Coupé
AUT	Reajuste automático	HZ	Cilindro maestro	V	Ventilado	Cabrióle
B	Recubierto	L	Aleación especial	WE	Dispositivo de desgaste	Autobús
BG	Limitador de frenado	L =	Largo	WK	Contacto de desgaste	Furgón
BR	Corrector de frenado	Nz	Cilindro receptor de embrague	Zub	Accesorios	Portón trasero alargado
BRE	Regulador de rosca	PD	PowerDisc	2-puertas		Camión con plataforma/Chasis
BRES	Juego regulador de rosca	Rz	Cilindro de rueda	3-puertas		Serie
BRL	Corrector de frenado dependiente de carga	RzR	Cilindro de rueda con regulador integrado	4-puertas		DKW Clase maestra/Clase especial/Universal
D =	Diámetro			5-puertas		FAUN carretilla (Kraka)
				Berlina		Furgoneta



Información artículos

		REF. CORTA				REF. CORTA	
	13.0460-xxxx.2 → 13.0470-xxxx.2 → 13.0460-0xxx.2 → 24.8190-xxxx.2 →	60xxxx LDxxxx 610xxx 62xxxx	Pastilla de freno ATE Ceramic Juego de montaje Contacto de desgaste		24.02dd-dxxx.x →	48nnnn	Tambores de freno (p. ej. 24.0223-0: Ø=230)
	20034 15,0 + WE WK S Zub		No. WVA/espesor para otros números WVA, véase suplemento Dispositivo de desgaste con contacto de desgaste con tornillo para pinza con accesorios		230/231x47		Diámetro / diámetro max. x ancho
	24.01dd-xxxx.x → 24.03dd-xxxx.x →	4ddxxx 5ddxxx	Disco de freno ATE PowerDisc dd = espesor (p.ex. 24.0322- : espesor = 22)		03.0137-0xxx.2 → 03.0137-9xxx.2 →	65 669xxx	Zapatas de freno Juego de montaje
	284 22 20 V L PD B V L S PD		Diámetro / espesor / grosor mínimo Recubierto ventilado aleación especial Tornillo para pinza ATE PowerDisc		185x31 AUT Heb Zub		Diámetro x ancho con reajuste automático con palanca con accesorios
Las pastillas de freno tienen un certificado general de aptitud técnica (abrev. alemana: ABE) o bien homologación según normativa ECE-R 90, es decir, proceden de la misma fabricación y están sujetas al mismo control de calidad que las de origen.					03.0420-xxdd.3 → 03.0520-xxdd.3 →	68xxdd 69xxdd	ATE Original Kit ATE Original TopKit (juego de piezas de freno) (Cilindros de rueda + zapatas de freno + juego de montaje) dd = medida interior del cilindro de rueda
La utilización de un PowerDisc en el eje trasero sólo está permitida en relación con el uso de un PowerDisc en el eje delantero.						03.0137-0xxx.2 → 03.0137-9xxx.2 →	650xxx 669xxx
					24.07xx-xxxx.x →	36nnnn	Sensor de rueda
nnnn = Las cuatro últimas cifras son números correlativos.							
dd = Medida nominal							
Sólo se permite la reproducción total o parcial con nuestra autorización. No se atenderán reclamaciones motivadas por los datos contenidos en este catálogo. Quedan reservados los derechos de modificaciones en la construcción. Si en nuestros documentos hacemos referencia a números de piezas de recambio de los constructores de vehículos, esto únicamente es para establecer una comparación. No está permitido el uso de datos de este tipo en las facturas emitidas al propietario del vehículo.							
La variedad de modelos y de piezas de recambio de algunos constructores de vehículos no permite siempre una distribución exacta. Por este motivo, por favor fíjese atentamente en las observaciones y descripciones de las piezas de recambio detalladas en el catálogo.							

Zo gebruikt u de K21-F

Produktgroep	Voertuigtype	Inbouwperiode (van/tot)	ATE-artikelnummer (lang)	Opmerking (artikel)
Voor- achteras	Chassisnummer (van/tot)	Opmerking (voertuig)	ATE-artikelnummer (kort)	Info
AUDI A4 CABRIO (02-)				
	1,8 T 1,8 T Quattro 2,0 2,0 TFSI	kW ◀ 120 ▶ 120 ▶ 96 ▶ 120 8E-55-400001	8E-55-999999 04.02 05.03 05.04 08.06 08.06 08.06	PR: 1LB,1LE PR: 1LB,1LE PR: 1LB,1LE PR: 1LB,1LE PR: 1LB,1LE
			24.0113-0178.1 24.0313-0178.1	413178 513178 ? + ESP + ESP
				256 12,9 11,0 256 12,9 11,0 PD
				ATE ATE
*	**		***	****

*Productgroepen



Schijfremblokken
ATE Ceramic



Remschoenset



Remschijven
ATE PowerDisc



Remtrommel



Wielsensor



ATE originele Kit
ATE originele TopKit



Remschoenset
voor parkeerrem

**Soort besturing

- ◀ links gestuurd
- ▶ rechts gestuurd

****Fabrikant

ATE	Continental Teves (ATE)
AKE	Akebono
AIS	Aisin
AP	AP Lockheed
BDX	Bendix
BOS	Bosch
BRE	Brembo
CIT	Citroën
DEL	Delco
FI	Fiat
FTE	FTE Automotive
LUC	Lucas (TRW)
MAN	Mando
NIS	Nissin
PER	Perrot
SUM	Sumitomo
TOK	Tokico
VW	Volkswagen














***Inbouwpositie

- ⬆ voor
- ⬇ achter
- ⬅ links
- ➡ rechts
- ⬆ links voor
- ⬇ links achter
- ⬆ rechts voor
- ⬇ rechts achter
- ⬆ midden
- ⬆ boven
- ⬇ onder
- ⬆ vooras
- ⬆ vooras links
- ⬆ vooras rechts
- ⬆ achteras
- ⬆ achteras links
- ⬆ achteras rechts

Alle positieopgaven hebben altijd betrekking op de rijrichting.

Afkortingen

-	Zonder / niet	HEB	Handel	V	Geventileerd	Coupé
+	Met / alleen / voor	Hz	Hoofdremcilinder	WE	Warschuwingsinrichting	Cabrio
AUT	Automatische instelling	L	Gelegeerd / hoog gecarboniseerd	WK	Warschuwingscontact	Bus
B	Coated	L =	Lengte	Zub	Accessoires	Bestelwagen
BG	Remkrachtbegrenzer	Nz	Hulpcilinder			Fastback
BR	Remkrachtregelaar	PD	PowerDisc			Pickup/chassis
BRE	Inschroefregelaar	Rz	Wielcilinder			Serie
BRES	Inschroefregelaarset	RzR	Wielcilinder met geïntegreerde regelaar			DKW meesterklasse/speciale klasse/universeel
BRL	Lastafhankelijke remkrachtregelaar	S	Fixeerschroef / zadelschroef			FAUN trekkers
D =	Diameter	THz	Tandem-hoofdcilinder			Vrachtauto's
Gz	Hoofdcilinder					

		VERKORT NUMMER				VERKORT NUMMER	
	13.0460-xxxx.2 → 13.0470-xxxx.2 → 13.0460-0xxx.2 → 24.8190-xxxx.2 →	60xxxx LDxxxx 610xxx 62xxxx	Schijfremblokken ATE Ceramic Inbouwset Waarschuwingcontact		24.02dd-dxxx.x →	48nnnn	Remtrommel (bijv. 24.0223-0: Ø=230)
	20034 15,0 + WE WK S Zub		WVA-nummer / Dikte andere WVA-nummers zie aanhang Waarschuwinginrichting met waarschuwingcontact met zadelschroef met accessoires		230/231x47		Diameter / maximale diameter x diepte
Remvoeringsets hebben een algemene wettelijke goedkeuring (ABE) of een homologatie volgens ECE-R90, resp. komen uit dezelfde fabricage en zijn onderworpen aan dezelfde kwaliteitsbeveiliging als de door de voertuigfabrikant geplande voering.					03.0137-0xxx.2 → 03.0137-9xxx.2 →	650xxx 669xxx	Remschoenset Inbouwset
					185x31 AUT Heb Zub		Diameter x breedte met automatische instelling met handel met accessoires
	24.01dd-xxxx.x → 24.03dd-xxxx.x →	4ddxxx 5ddxxx	Remschijf ATE PowerDisc dd = dikte (p.ex. 24.0322- : dikte = 22)		03.0420-xxdd.3 → 03.0520-xxdd.3 →	68xxdd 69xxdd	ATE origineele Kit ATE origineele TopKit (wielremcilinder + trommel- remschoen + inbouwset) dd = basismaat wielcilindere
	284 22 20 V L PD B V L S PD		Diameter / dikte / minimale dikte Coated geventileerd gelegeerd / hoog gecarboniseerd Fixeerschroef ATE PowerDisc			03.0137-0xxx.2 → 03.0137-9xxx.2 →	650xxx 669xxx
Het gebruik van een PowerDisc op de achteras is alleen toegestaan in combinatie met het gebruik van een PowerDisc op de vooras.					185x31 AUT Heb Zub		Diameter x breedte met automatische instelling met handel met accessoires
					24.07xx-xxxx.x →	36nnnn	Wielsensor
nnnn = de laatste vier cijfers houden een tellernummer in.							
dd = Standaard Maat							
Het nadrukken ook gedeeltelijk, is alleen met onze toestemming toegestaan. Schadeclaims op basis van informatie in deze catalogus kunnen niet worden aanvaard. Constructiewijzigingen voorbehouden. Voor zover wij in onze documentatie refereren naar onderdeelnummers van de voertuigfabrikant, dienen die slechts om te vergelijken. Een gebruik van dergelijke gegevens in rekeningen aan de voertuigeigenaar is niet geoorloofd.							
De verschillen in modellen en onderdelen van enige voertuigfabrikanten maken niet altijd een nauwkeurige indeling mogelijk. Let daarom vooral op de in de catalogus vermelde opmerkingen en onderdeelbeschrijvingen.							

Sådan anvendes K21-F

Produktgruppe	Køretøjstyper	Montageperiode (fra/til)	ATE-artikelnummer (langt)	Bemærkning (artikel)
For-/bagaksel	Stelnummer (fra/til)	Bemærkning (køretøj)	ATE-artikelnummer (kort)	Artikel
	kW			
AUDI A4 CABRIO (02-)				
	1,8 T 1,8 T Quattro 2,0 2,0 TFSI	120 120 96 120 8E-55-400001	8E-55-999999 04.02 05.03 08.06 05.04 08.06 08.06	PR: 1LB,1LE PR: 1LB,1LE PR: 1LB,1LE PR: 1LB,1LE
			24.0113-0178.1 24.0313-0178.1	413178 513178
				+ ESP + ESP
				256 12,9 11,0 256 12,9 11,0 PD
				ATE ATE
*	**		***	****

*Produktgruppe



Skivebremsebelægning
ATE Ceramic



Tromlebremsebakker



Bremse-skive
ATE PowerDisc



Bremsetromle



Hjulsensor



ATE Original Kit
ATE Original TopKit



Tromlebremsebakker til parkeringsbremse

**Styring

- ◀ Venstrestyring
- ▶ Højrestyring

****Producentkode

ATE	Continental Teves (ATE)
AKE	Akebono
AIS	Aisin
AP	AP Lockheed
BDX	Bendix
BOS	Bosch
BRE	Brembo
CIT	Citroën
DEL	Delco
FI	Fiat
FTE	FTE Automotive
LUC	Lucas (TRW)
MAN	Mando
NIS	Nissin
PER	Perrot
SUM	Sumitomo
TOK	Tokico
VW	Volkswagen

***Monteringssted

- ⬆ for
- ⬇ bag
- ⬅ venstre
- ➡ højre
- ⬆ foran til venstre
- ⬇ bagved til venstre
- ⬆ foran til højre
- ⬇ bagved til højre
- midt
- ⬆ oppe
- ⬇ nede
- Foraksel
- Venstre foraksel
- Højre foraksel
- Bagaksel
- Venstre bagaksel
- Højre bagaksel














Samtlige monteringssteder er altid i relation til kørselsretningen.

Forkortelser







-	Uden / ikke	HEB	Arm	V	Ventileret	Coupé
+	Med / kun / til	HZ	Hovedcylinder	WE	Advarselsanordning	Cabriolet
AUT	Automatisk indstilling	L	Legeret / højt kulstofindhold	WK	Advarselskontakt	bus
B	Coated	L =	Længde	Zub	Tilbehør	kassevogn
BG	Bremsekraftbegrænser	Nz	Slavecylinder			Hatchback
BR	Bremsekraftfordeler	PD	PowerDisc			Lad/chassis
BRE	Iskruningsregulator	Rz	Hjulcylinder	2-dørs		Serie
BRES	Iskruningsregulatorsæt	RzR	Hjulcylinder med integreret regulator	3-dørs		DKW mesterklasse/særklasse/
BRL	Bremsekraftfordeler lastafhængig	S	Fastgøringskrue / caliperskrue	4-dørs		universal
D =	Diameter	THz	Tandem-hovedcylinder	5-dørs		FAUN Kraka
Gz	Mastercylinder			Limousine		Transporter
				Kombination		



Artikelinformation

		KORT NUMMER				KORT NUMMER	
	13.0460-xxxx.2 → 13.0470-xxxx.2 → 13.0460-0xxx.2 → 24.8190-xxxx.2 →	60xxxx LDxxxx 610xxx 62xxxx	Skivebremsebelægning ATE Ceramic Monteringsæt Advarselskontakt		24.02dd-dxxx.x →	48nnnn	Bremsetromle (F.eks. 24.02223-0: [=230])
	20034 15,0 + WE WK S Zub		WVA-nummer / tykkelse se bilag for yderligere WVA-numre Advarselsanordning med advarselskontakt med caliperskrue med tilbehør		230/231x47		Diameter/ Maksimal diameter x dybde
Bremsebelægningssæt har en generel standardgodkendelse (ABE) eller en homologisering iht. ECE-R90, dvs. de kommer fra en og samme produktion og har været igennem den samme kvalitetssikring som producentens egen belægning.					03.0137-0xxx.2 → 03.0137-9xxx.2 →	650xxx 669xxx	Tromlebremsebakker Monteringsæt
					185x31 AUT Heb Zub		Diameter x bredde med automatisk indstilling med arm med tilbehør
	24.01dd-xxxx.x → 24.03dd-xxxx.x →	4ddxxx 5ddxxx	Bremseskive ATE PowerDisc dd = Tykkelse (F.eks. 24.0322- : Tykkelse = 22)		03.0420-xxdd.3 → 03.0520-xxdd.3 →	68xxdd 69xxdd	ATE Original Kit ATE Original TopKit (Hjulcylinder + Tromlebremsebakker + Monteringsæt) dd = Nominelt mål hjulcylinder
	284 22 20 V L PD B V L S PD		Diameter/Tykkelse/Mindstetykkelse Coated ventileret legeret/højt kulstofindhold Fastgøringsskrue ATE PowerDisc			03.0137-0xxx.2 → 03.0137-9xxx.2 →	650xxx 669xxx
Det er kun tilladt at bruge en PowerDisc på bagakslen i forbindelse med brugen af en PowerDisc på forakslen.					185x31 AUT Heb Zub		Diameter x bredde med automatisk indstilling med arm med tilbehør
					24.07xx-xxxx.x →	36nnnn	Hjulsensor
nnnn = De sidste fire cifre svarer til et aritmetiknummer.							
dd = Nominelt mål							
Eftertryk, også i uddrag, er kun tilladt efter vores godkendelse. Erstatningskrav som følge af angivelser i dette katalog godkendes ikke. Forbehold for konstruktionsændringer. Så vidt vi refererer til køretøjproducentens reservedelsnummer i vores bilag, bør disse kun anvendes til sammenligningsformål. En anvendelse af sådanne angivelser på fakturaer til ejeren af køretøjet er ikke tilladt.							
Køretøjproducenterne har mange modeller og reservedele. Derfor er en nøjagtig angivelse ikke altid mulig. Vær derfor specielt opmærksom på de angivne bemærkninger og reservedelsbeskrivelser i kataloget.							

Så använder du K21-F

Produktgrupper	Fordonstyper	monteringstid (fom/tom)	ATE-artikelnummer (långt)	Kommentar (artikel)
Fram-/bakaxel	Chassinummer (från/till)	Kommentar (fordon)	ATE-artikelnummer (kort)	Artikeldefinition
				
AUDI A4 CABRIO (02-)				
 1,8 T 1,8 T Quattro 2,0 2,0 TFSI	120 120 96 120 8E-55-400001	8E-55-999999 04.02 05.03 08.06 05.04 08.06 08.06	24.0113-0178.1 24.0313-0178.1	413178 513178 + ESP + ESP
		PR: 1LB,1LE PR: 1LB,1LE PR: 1LB,1LE PR: 1LB,1LE		256 12,9 11,0 ATE 256 12,9 11,0 PD ATE
*	**		***	****

*Produktgrupper



Skivbromsbeläggningar
ATE Ceramic



Trumbromsbackar



Bromsskiva
ATE PowerDisc



Bromstrumma



Hjulsensor



ATE Original Kit
ATE Original TopKit



Trumbromsbackar
för parkeringsbroms

**Styrning

- ◀ Vänsterstyrning
- ▶ Högerstyrning

****Tillverkarkod

ATE	Continental Teves (ATE)
AKE	Akebono
AIS	Aisin
AP	AP Lockheed
BDX	Bendix
BOS	Bosch
BRE	Brembo
CIT	Citroën
DEL	Delco
FI	Fiat
FTE	FTE Automotive
LUC	Lucas (TRW)
MAN	Mando
NIS	Nissin
PER	Perrot
SUM	Sumitomo
TOK	Tokico
VW	Volkswagen

***Inbyggnadsposition

- ⬆ Fram
- ⬇ Bak
- ◀ Vänster
- ▶ Höger
- ◻ Vänster fram
- ◻ Vänster bak
- ◻ Höger fram
- ◻ Höger bak
- ◻ Mitten
- ⬆ Uppe
- ⬇ Nere
- ◻ Framaxel
- ◻ Framaxel vänster
- ◻ Framaxel höger
- ◻ Bakaxel
- ◻ Bakaxel vänster
- ◻ Bakaxel höger















Alla positionsuppgifter ges
anges alltid i färdriktning.

Förkortningar

-	Utan / inte	HEB	Spak	WE	Varningsutrustning	Coupé
+	Med /bara / för	HZ	Huvudcylinder	WK	Varningskontakt	Cabriolet
AUT	Automatisk justering	L	Legerad / högkolad	Zub	Tillbehör	Buss
B	Beskiktad	L =	Längd			Skåpbil
BG	Bromskraftbegränsare	Nz	Slavcylinder			Fastback
BR	Bromskraftregulator	PD	PowerDisc			Pickup/chassi
BRE	Inskruvningsregulator	Rz	Hjulcylinder		2-dörrars	Serie
BRES	Inskruvningsregulatorsats	RzR	Hjulcylinder med		3-dörrars	DKW mästartklass/specialklass/
BRL	Bromskraftregulator		integrerad regulator		4-dörrars	universell
	lastkännare	S	Fixeringskrav / sadelskrav		5-dörrars	FAUN tungdragare (Kraka)
D =	Diameter	THz	Tandemhuvudcylinder		Limousine	Transportbil
Gz	Givarcylinder	V	Ventilerad		Kombi	



Produktinformationer

		KORTNUMMER				KORTNUMMER	
	13.0460-xxxx.2 → 13.0470-xxxx.2 → 13.0460-0xxx.2 → 24.8190-xxxx.2 →	60xxxx LDxxxx 610xxx 62xxxx	Skivbromsbeläggning ATE Ceramic Inbyggnadssats Varningskontakt		24.02dd-dxxx.x →	48nnnn	Bromstrumma (t. ex. 24.0223-0: [=230])
	20034 15,0 + WE WK S Zub		WVA-Nummer / tjocklek ytterligare WVAnummer se bilaga varningsutrustning med varningskontakt med sadelskru med tillbehör		230/231x47		
	24.01dd-xxxx.x → 24.03dd-xxxx.x →	4ddxxx 5ddxxx	Bromsskiva ATE PowerDisc dd = tjocklek (t.ex. 24.0322- : tjocklek = 22)		03.0137-0xxx.2 → 03.0137-9xxx.2 →	650xxx 669xxx	Trumbromsbackar Inbyggnadssats
	284 22 20 V L PD B V L S PD		diameter / tjocklek / min. tjocklek Beskiktad ventilerad legerad / högkolad Fixeringsskruv ATE PowerDisc		185x31 AUT Heb Zub		
Användningen av en PowerDisc på bakaxeln är endast tillåten om en PowerDisc samtidigt används på framaxeln.					03.0420-xxdd.3 → 03.0520-xxdd.3 →	68xxdd 69xxdd	ATE Original Kit ATE Original TopKit (hjulcylinder + trumbroms- backar + inbyggnadssats) dd = Nominellt mål hjulcylinder
					03.0137-0xxx.2 → 03.0137-9xxx.2 →	650xxx 669xxx	Parkeringsbroms (trumbromsbackar) Inbyggnadssats
					185x31 AUT Heb Zub		diameter x bredd med automatisk justering med spak med tillbehör
					24.07xx-xxxx.x →	36nnnn	Hjulsensor
nnnn = De sista fyra siffrorna motsvarar ett räknenummer.							
dd = nominellt mått							
Eftertryck – även delvis – är förbjudet utan vårt medgivande. Ersättningsanspråk pga uppgifterna i denna katalog godkänns ej. Konstruktionsändringar förbehålles. När vi hänvisar till fordonstillverkarens reservdelsnummer i våra underlag, så är det bara för jämförelsens skull. Dylåka uppgifter får inte anges på fakturor till fordonets ägare.							
Fordonstillverkarna har många modeller och reservdelar. Därför är en exakt tillämpning inte alltid möjlig. Beakta därför de i katalogen anförda kommentarerna och reservdelsbeskrivningarna.							

Como utilizar o K21-F

Grupos de Produto		Marca e Modelo		período de montagem (de/até)		Referência ATE		Info adicional peça		
Eixo dianteiro-/traseiro		Número de chassis (de/até)		Info adicional Veículo		Referência curta ATE		Especificações Técnicas		
kW										
AUDI A4 CABRIO (02-)										
	1,8 T 1,8 T Quattro 2,0 2,0 TFSI	◀ 120 ▶ 120 ▶ 96 ▶ 120	8E-55-999999 8E-55-400001	04.02 05.03 05.04	08.06 08.06 08.06	PR: 1LB,1LE PR: 1LB,1LE PR: 1LB,1LE PR: 1LB,1LE	24.0113-0178.1 24.0313-0178.1	413178 513178	<input type="checkbox"/> + ESP <input type="checkbox"/> + ESP	256 12,9 11,0 ATE 256 12,9 11,0 PD ATE
*		**						***	****	

Grupos de Produto

	Pastilhas de Travão de Disco ATE Ceramic		Maxilas
	Disco de Travão ATE PowerDisc		Tambores de Travão
	Sensor de Roda ABS		Kit Original ATE TopKit Original ATE
			Maxilas para travão de mão

**Direcção

- ◀ Volante à esquerda
- ▶ Volante à direita

****Fabricante

ATE	Continental Teves (ATE)
AKE	Akebono
AIS	Aisin
AP	AP Lockheed
BDX	Bendix
BOS	Bosch
BRE	Brembo
CIT	Citroën
DEL	Delco
FI	Fiat
FTE	FTE Automotive
LUC	Lucas (TRW)
MAN	Mando
NIS	Nissin
PER	Perrot
SUM	Sumitomo
TOK	Tokico
VW	Volkswagen

***Posição de Montagem













↕	à frente
↕	atrás
↔	esquerda
↔	direita
↖	esquerda à frente
↖	esquerda atrás
↗	direita à frente
↗	direita atrás
□	centro
⬆	em cima
⬇	em baixo
⬆	eixo dianteiro
⬆	eixo dianteiro do lado esquerdo
⬆	eixo dianteiro do lado direito
⬆	eixo traseiro
⬆	eixo traseiro esquerdo
⬆	eixo traseiro direito

Todas as indicações de posição referem-se ao lado de condução.

Abreviaturas

-	Salvo / sem		embraiagem	THz	Bomba central de travões	Coupé
+	Com / apenas / para	HEB	Alavanca		tandem	Cabrio
AUT	Regulação automática	HZ	Bomba central de travões!	V	Ventilado	Autocarro
B	Revestido	L	Liga de Carbono	WE	Dispositivo de Aviso	Furgão
BG	Limitador de travagem	L =	Comprimento	WK	Avisador de Desgaste	Hatchback
BR	Regulador de travagem	Nz	Bomba auxiliar de embraiagem	Zub	Acessórios	Pick-Up/Chassis
BRE	Regulador de parafuso					Série
BRES	Jogo de reguladores de parafuso	PD	PowerDisc	De 2 portas		DKW Meisterklasse/Sonderklasse/
BRL	Regulador de travagem dependente da carga	Rz	Cilindro de roda	De 3 portas		Universal (classe mestre/classe especial/universal)
D =	Diâmetro	RzR	Cilindro de roda com regulador incorporado	De 4 portas		FAUN Veículo tractor (Kraka)
Gz	Bomba central de	S	Parafuso de fixação / parafuso da maxila	De 5 portas		Furgoneta
				Berlina		
				Carrinha		

Informações sobre artigos

		REF. CURTA				REF. CURTA	
	13.0460-xxxx.2 → 13.0470-xxxx.2 → 13.0460-0xxx.2 → 24.8190-xxxx.2 →	60xxxx LDxxxx 610xxx 62xxxx	Pastilhas de Travão de Disco ATE Ceramic Kit de montagem Avisador de desgaste		24.02dd-dxxx.x →	48nnnn	Tambores de Travão (por ex. 24.0223-0: [=230])
	20034 15,0 + WE WK S Zub		Nr. WVA / Espessura mais números WVA em anexo Dispositivo de Aviso Avisador de Desgaste Com parafuso da maxila Com Acessórios		230/231x47		Diâmetro/diâmetro max. x profundidade
	Os jogos de pastilhas de travão ATE estão homologados pelo Ministério dos Transportes Alemão (ABE) e conforme as normas ECE-R-90, tendo a mesma origem de fabrico e sendo sujeitas aos mesmos testes que as pastilhas instaladas de origem.				03.0137-0xxx.2 → 03.0137-9xxx.2 →	650xxx 669xxx	Maxilas Kit de Montagem
					185x31 AUT Heb Zub		Diâmetro x Lagura com regulação automática com alavanca com acessório
					03.0420-xxdd.3 → 03.0520-xxdd.3 →	68xxdd 69xxdd	Kit original ATE TopKit original ATE (cilindro de roda + maxilas + kit de montagem) dd = medida nominal do cilindro da roda
					03.0137-0xxx.2 → 03.0137-9xxx.2 →	650xxx 669xxx	Maxilas para travão de mão Kit de montagem
	24.01dd-xxxx.x → 24.03dd-xxxx.x →	4ddxxx 5ddxxx	Disco de Travão Disco de Travão PowerDisc dd = espessura (por ex. 24.0322- : espessura = 22)		185x31 AUT Heb Zub		Diâmetro x Lagura com regulação automática com alavanca com acessórios
	284 22 20 V L PD B V L S PD		Diâmetro / espessura / espessura mínima Revestido Ventilado Liga de Carbono Parafuso de fixação PowerDisc da ATE		24.07xx-xxxx.x →	36nnnn	Sensor de Roda ABS
A utilização de um disco PowerDisc no eixo traseiro apenas está permitida em conjunto com a colocação de um disco PowerDisc no eixo dianteiro.							
nnnn = Os quatro últimos dígitos são números sequenciais.							
dd = Medida nominal							
Cópias integrais ou parciais deste catálogo estão interditas salvo autorização prévia. Reclamações motivadas por informação constante neste catálogo não serão aceites. Reservamo-nos ao direito de proceder a alterações de construção ou desenho sem aviso prévio. Quando indicamos a referência de origem, tal destina-se apenas para efeito de comparação. Não é permitido utilizar essa informação nas facturas emitadas ao proprietário do veículo.							
A diversidade de modelos de viaturas e de peças de substituição nem sempre permite uma conversão exacta. Por esta razão agradecemos que leia atentamente as correspondentes notas e descrições indicadas neste catálogo.							

Как пользоваться каталогом K21-F

Группы продукции	Тип автомобиля	период монтажа (от/до)	Номер артикула ATE	Ссылка (артикул)	Короткий номер	Ссылка (артикул)	артикул	
Передний мост/ задний мост	Номер шасси томобилия	Ссылка (автомобиль)	Короткий номер	Ссылка (артикул)	Ссылка (артикул)	артикул	артикул	
AUDI A4 CABRIO (02-)								
	1,8 T 1,8 T Quattro 2,0 2,0 TFSI	8E-55-999999 8E-55-400001	04.02 05.03 08.06 05.04 08.06 08.06	PR: 1LB,1LE PR: 1LB,1LE PR: 1LB,1LE PR: 1LB,1LE	24.0113-0178.1 24.0313-0178.1	413178 513178	+ ESP + ESP	256 12,9 11,0 ATE 256 12,9 11,0 PD ATE
*	**				***		****	

*Группы продукции



Колодки дисковых тормозов ATE Ceramic



Колодки барабанных тормозов



Тормозной диск Усиленный торм. диск ATE PowerDisc



Тормозной барабан



Датчик колеса



Комплект „ATE Original Kit“ Комплект „ATE Original TopKit“



ормоза

**Вид рулевого управления

- ◀ Автомобиль с левым рулем
- ▶ Автомобиль с правым рулем

****Производитель

ATE	Continental Teves (ATE)
AKE	Akebono
AIS	Aisin
AP	AP Lockheed
BDX	Bendix
BOS	Bosch
BRE	Brembo
CIT	Citroën
DEL	Delco
FI	Fiat
FTE	FTE Automotive
LUC	Lucas (TRW)
MAN	Mando
NIS	Nissin
PER	Perrot
SUM	Sumitomo
TOK	Tokico
VW	Volkswagen

***Место установки

- ⬆️ спереди
- ⬇️ сзади
- ⬅️ слева
- ➡️ справа
- ⬆️◻️ слева спереди
- ⬇️◻️ слева снизу
- ⬆️◻️ справа спереди
- ⬇️◻️ справа внизу
- ◻️ в середине
- ⬆️◻️ сверху
- ⬇️◻️ снизу
- ◻️ передняя ось
- ◻️ передняя ось слева
- ◻️ передняя ось справа
- ◻️ задняя ось
- ◻️ задняя ось слева
- ◻️ задняя ось справа






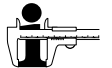




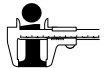




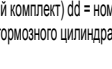

Все данные расположения всегда относятся к направлению движения

Сокращения







-	без/не	D =	диаметр	S	винт фиксирующий / болтом суппорта	седан
+	с/только/для	Gz	Цилиндр датчик	THz	Двуполостной главный тормозной цилиндр	универсал
AUT	автоматической регулировкой	HEB	рычагом	V	вентилируемый	купе
B	покрытое	Hз	Главный цилиндр	WE	Сигнальное устройство	кабриолет
BG	Ограничитель тормозных сил	L	легированный / высокоуглеродистый	WK	сигнальным контактом	автобус
BR	Регулятор тормозного сил	L	легированный / высокоуглеродистый	Zub	принадлежностями	фургон
BRE	Вкручивающийся регулятор	L =	Длина			хетчбэк
BRES	Набор вкручивающихся регуляторов	Nz	Принимающий цилиндр			платформа/шасси
BRL	Регулятор тормозных сил, зависимый от нагрузки	PD	PowerDisc			серия
		Rz	Колесный тормозной цилиндр	2-дверный		DKW мастер класс/ специальный/ универсальный
		RzR	Колесный тормозной цилиндр со встроенным регулятором	3-дверный		FAUN электрокар (Крака)
				4-дверный		грузовой автомобиль
				5-дверный		



Информация об изделиях

		КОРОТКИЙ НОМЕР				КОРОТКИЙ НОМЕР				
	13.0460-xxxx.2 → 13.0470-xxxx.2 → 13.0460-0xxx.2 → 24.8190-xxxx.2 →	60xxxx LDxxxx 610xxx 62xxxx				24.02dd-dxxx.x → 48nnnn		Колодки для дисковых тормозов ATE Ceramic Монтажный комплект Сигнальный контакт	Тормозной барабан (напр., 24.0223-0: Ø=230)	
	20034 15,0 + WE WK S Zub	Номер WVA / толщина Прочие номера WVA см. в приложении Сигнальное устройство с сигнальным контактом с болтом суппорта с принадлежностями						Диаметр /Максимальный диаметр x глубина		
Комплекты тормозных колодок имеют Общий допуск к эксплуатации (нем. сокр.: ABE) или гомологацию в соответствии с ECE-R90, либо произведены на том же предприятии с той же системой обеспечения качества, как и колодки, предусмотренные производителем автомобиля.										
	24.01dd-xxxx.x → 24.03dd-xxxx.x →	4ddxxx 5ddxxx				03.0137-0xxx.2 → 03.0137-9xxx.2 →	650xxx 669xxx		Тормозной диск ATE PowerDisc dd = толщина (напр., 24.0322- : толщина = 22)	Комплект „ATE Original Kit“ Комплект „ATE Original TopKit“ (колесный тормозной цилиндр + колодки барабанного тормоза + монтажный комплект) dd = номинальные размеры колесного тормозного цилиндра
	284 22 20 V L PD B V L S PD	Диаметр / толщина / минимальная толщина покрытое вентилируемый легированный / высокоуглеродистый винт фиксирующий ATE PowerDisc							Стойночный тормоз (Колодки барабанного тормозов) Монтажный комплект	
Использование тормозного диска PowerDisc на заднем мосту возможно только при одновременной установке диска PowerDisc на переднем мосту.										
										
						24.07xx-xxxx.x →	36nnnn	Колесный датчик		
nnnn = последние четыре цифры соответствуют номеру по порядку.										
dd = номинальный размер										
Воспроизведение данного издания, в том числе частичное, допускается только с нашего разрешения. Претензии на возмещение ущерба на основании приводимых в данном каталоге сведений не признаются. Сохраняем за собой право на изменение конструкции. Если в нашей документации содержится ссылка на номера запасных частей какого-либо производителя автомобилей, то это служит только для сравнения. Использование такого рода сведений в счетах, адресованных производителям автомобилей, не допускается.										
Вследствие того, что некоторые производители автомобилей предлагают широкий спектр моделей и запасных частей, их не всегда можно точно соотнести. Просим Вас в связи с этим обращать особое внимание на примечания и описания заменяемых деталей, содержащиеся в данном каталоге.										

Jak používat K21-F

Skupiny produktů	Typ vozidla	Doba vestavby (od/do)	Katalogové číslo ATE	Upozornění (díl)
Přední/zadní náprava	Číslo podvozku	Upozornění (vozidlo)	Zkratkové číslo	Definice
				
AUDI A4 CABRIO (02-)				
	1,8 T 1,8 T Quattro 2,0 2,0 TFSI	120 120 96 120	8E-55-999999 04.02 05.03 08.06 05.04 08.06 08.06	PR: 1LB,1LE PR: 1LB,1LE PR: 1LB,1LE PR: 1LB,1LE
			24.0113-0178.1 24.0313-0178.1	413178 513178
				+ ESP + ESP
				256 12,9 11,0 256 12,9 11,0 PD
				ATE ATE

*Skupiny výrobků



Obložení kotoučové brzdy ATE Ceramic



Čelisti bubnové brzdy



Brzdový kotouč ATE PowerDisc



Brzdový buběn



Senzor kola



ATE Original Kit ATE Original TopKit



Čelisti bubnové brzdy pro parkovací brzdu

**Druh řízení

- ◀ Volant vlevo
- ▶ Volant vpravo

****Označení výrobce

ATE	Continental Teves (ATE)
AKE	Akebono
AIS	Aisin
AP	AP Lockheed
BDX	Bendix
BOS	Bosch
BRE	Brembo
CIT	Citroën
DEL	Delco
FI	Fiat
FTE	FTE Automotive
LUC	Lucas (TRW)
MAN	Mando
NIS	Nissin
PER	Perrot
SUM	Sumitomo
TOK	Tokico
VW	Volkswagen

***Montážní poloha

- ↕ vpředu
- ↕ vzadu
- ↔ vlevo
- ↔ vpravo
- ◻ vlevo nahoře
- ◻ vlevo dole
- ◻ vpravo nahoře
- ◻ vpravo dole
- ◻ uprostřed
- ◻ nahoře
- ◻ dole
- ◻ nahoře
- ◻ vlevo nahoře
- ◻ vpravo nahoře
- ◻ dole
- ◻ vlevo dole
- ◻ vpravo dole













Veškeré údaje o pozicích jsou vždy vztaženy na směr jízdy.

Zkratky







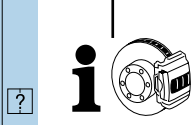

-	Bez / ne	HEB	Pákou	V	Větráný	Kupé
+	S / jen / pro	HZ	Hlavní válec	WE	Výstražné zařízení	Kabriolet
AUT	Automatickým seřizováním	L	Legovaný/vysoce nauhličený	WK	Výstražným kontaktem	Autobus
B	Opatřený povlakem	L =	Délka	Zub	Příslušenstvím	Skříňová dodávka
BG	Omezovač brzdění síly	Nz	Válec snímače			Splývavá záď
BR	Regulátor brzdění síly	PD	PowerDisc			Pick-up/podvozek
BRE	Regulátor k zašroubování	Rz	Kolový váleček	2dvěřový		Série
BRES	Sada regulátorů k zašroubování	RzR	Kolový váleček s integrovaným regulátorem	3dvěřový		DKW mistrovská třída/speciální třída/univerzální třída
BRL	regulátor brzdění síly závislý na zátěži	S	Upevňovací šroub / šroubem třmenu	4dvěřový		FAUN čtyřkolka (Kraka)
D =	Průměr	THz	Tandemový hlavní válec	5dvěřový		Dodávkový automobil
Gz	Válec vysílače			Sedan		
				Kombi		





Informace o výrobku

		ZKRATKOVÉ ČÍSLO				ZKRATKOVÉ ČÍSLO	
	13.0460-xxxx.2 → 13.0470-xxxx.2 → 13.0460-0xxx.2 → 24.8190-xxxx.2 →	60xxxx LDxxxx 610xxx 62xxxx	Obložení kotoučové brzdy ATE Ceramic Montážní sada Výstražný kontakt		24.02dd-dxxx.x →	48nnnn	Brzdový buben (nap. 24.0223-0: Ø=230)
	20034 15,0 + WE WK S Zub		WVA číslo / tloušťka další čísla WVA viz dodatek Výstražné zařízení s výstražným kontaktem se šroubem třmenu s příslušenstvím		230/231x47		Průměr / maximální průměr x hloubka
Sady brzdového obložení mají Všeobecné povolení k provozu (ABE) nebo homologaci podle ECE-R90, resp. pocházejí z téže výroby a podléhají stejnému řízení jakosti jako obložení plánované výrobcem vozidla.					03.0137-0xxx.2 → 03.0137-9xxx.2 →	650xxx 669xxx	Čelisti bubnové brzd Montážní sada
					185x31 AUT Heb Zub		Průměr x šířka s automatickým seřizováním s pákou s příslušenstvím
	24.01dd-xxxx.x → 24.03dd-xxxx.x →	4ddxxx 5ddxxx	Brzdový kotouč ATE PowerDisc dd = tloušťka (p.ex. 24.0322- : épaisseur = 22)		03.0420-xxdd.3 → 03.0520-xxdd.3 →	68xxdd 69xxdd	ATE Original Kit ATE Original TopKit (Kolový váleček + čelisti bubnové brzdy + montážní sada) dd = jmenovitý rozměr kolového válečku
	284 22 20 V L PD B V L S PD		Průměr/tloušťka/minimální tloušťka Opatřený povlakem větraný legovaný/vysoce nauhličený Upevňovací šroub ATE PowerDisc		03.0137-0xxx.2 → 03.0137-9xxx.2 →	650xxx 669xxx	Parkovací brzda (čelisti bubnové brzdy) Montážní sada
	Použití kotouče PowerDisc na zadní nápravě je dovoleno jen s nasazením kotouče PowerDisc na přední nápravě.				185x31 AUT Heb Zub		Průměr x šířka s automatickým seřizováním s pákou s příslušenstvím
					24.07xx-xxxx.x →	36nnnn	Senzor kola
nnnn = Poslední čtyři čísla odpovídají počtu							
dd = jmenovitý rozměr							
Rozmnožování, i jen jednotlivých částí, je dovoleno jen s naším souhlasem. Nároky na náhradu na základě údajů v tomto katalogu nemohou být uznávány. Změny konstrukce vyhrazeny. Pokud se v našich podkladech odvoláváme na číslo náhradního dílu výrobce vozidla, slouží to jen pro účely porovnání. Používání takovýchto údajů ve fakturách vystavovaných majitelům vozidel není přípustné.							
Rozmanitost modelů a náhradních dílů některých výrobců vozidel nedovoluje vždy přesné přiřazení. Věnujte proto prosím zvláštní pozornost poznámkám a popisům náhradních dílů uvedeným v katalogu.							

Tak należy korzystać z K21-F

Grupy produktów		Typ pojazdu		Czas montażu (od/do)		Numer artykułu ATE		Uwaga (artykuł)	
Oś tylna / przednia		Numer podwozia		Uwaga (pojazd)		Numer skrócony		Definicja	
kW									
									
AUDI A4 CABRIO (02-)									
	1,8 T 1,8 T Quattro 2,0 2,0 TFSI	◀ 120 ▶ 120 ▶ 96 ▶ 120	8E-55-400001	8E-55-999999 04.02 05.03 05.04	08.06 08.06 08.06	PR: 1LB,1LE PR: 1LB,1LE PR: 1LB,1LE PR: 1LB,1LE	24.0113-0178.1 24.0313-0178.1	413178 513178	+ ESP + ESP
								256 12,9 11,0 ATE 256 12,9 11,0 PD ATE	
*		**						***	

*Grupy produktów

	Klocki do hamulców tarczowych ATE Ceramic		Szczęki hamulca bębnowego
	Tarcza hamulcowa ATE PowerDisc		Bęben hamulca
	Czujnik koła		ATE Original Kit ATE Original TopKit
			Szczęki hamulca bębnowego do hamulca postojowego

**Rodzaj układu kierowniczego

- ◀ z kierownicą z lewej strony
- ▶ z kierownicą z prawej strony

****Producent

ATE	Continental Teves (ATE)
AKE	Akebono
AIS	Aisin
AP	AP Lockheed
BDX	Bendix
BOS	Bosch
BRE	Brembo
CIT	Citroën
DEL	Delco
FI	Fiat
FTE	FTE Automotive
LUC	Lucas (TRW)
MAN	Mando
NIS	Nissin
PER	Perrot
SUM	Sumitomo
TOK	Tokico
VW	Volkswagen

***Pozycja montażu














- ⬆ z przodu
- ⬇ z tyłu
- ◀ z lewej strony
- ▶ z prawej strony
- ◻ z lewej strony u góry
- ◻ z lewej strony na dole
- ◻ z prawej strony u góry
- ◻ z prawej strony na dole
- ◻ po środku
- ⬆ u góry
- ⬇ na dole
- ◻ Oś przednia
- ◻ z lewej strony z przodu
- ◻ z prawej strony z przodu
- ◻ Oś tylna
- ◻ z lewej strony z tyłu
- ◻ z prawej strony z tyłu

Poszczególne pozycje zawsze w odniesieniu do kierunku jazdy.







Skróty

-	Bez / nie	Gz	Pompa sprzęgła	S	Śruba łącząca / śruba zacisku hamulca	Limuzyna
+	Z / tylko / do	HEB	Dźwignią	THz	Pompa hamulcowa typu tandem	Kombi
AUT	Automatyczną regulacją	HZ	Pompa hamulcowa	V	Wentylowane	Coupe
B	Powlekane	L	Stopowe / z dużą zawartością węgla	WE	Urządzenie ostrzegawcze	Cabriolet
BG	Ogranicznik siły hamowania	L =	Długość	WK	Stykem ostrzegawczym	Bus
BR	Regulator siły hamowania	Nz	Silownik wysprzęglający	Zub	Osprzętem	Van
BRE	Regulator wkręcany	PD	PowerDisc		Przewód hamulcowy + rurociąg	Hatchback
BRES	Zestaw regulatorów wkręcanych	Rz	Cylinder hamulcowy koła		Dwudrzwiowy	Pickup/podwozie
BRL	Regulator siły hamowania w zależności obciążenia	RzR	Cylinder hamulcowy koła ze zintegrowanym regulatorem		Trzydrzwiowy	Seria
D =	Średnica				Czterodrzwiowy	DKW klasa master/klasa specjalna/klasa uniwersalna
					Pięciodrzwiowy	FAUN quad
						Transporter








Informacje o artykułach

		NUMER SKRÓCONY				NUMER SKRÓCONY	
	13.0460-.2 →	60	klocki do hamulców tarczowych ATE Ceramic komplet do montażu styk ostrzegawcz		24.02dd-dxxx.x →	48nnnn	bęben hamulcowy (np. 24.0223-0: [=230])
	13.0470-.2 →	LDxxxx			230/231x47		średnica /maksymalna średnica x głębokość
	13.0460-.2 →	610xxx					
	24.8190-.2 →	62					
	20034 15,0 + WE WK S Zub		numer WVA / grubość dalsze numery WVA patrz w załączniku urządzenie ostrzegawcze ze stykiem ostrzegawczym ze śrubą zacisku hamulca z osprzętem		03.0137-0xxx.2 →	650xxx	szczęki hamulca tarczowego komplet do montażu
					03.0137-9xxx.2 →	669xxx	
					185x31 AUT Heb Zub		średnica x szerokość z automatyczną regulacją z dźwignią z osprzętem
Komplety klocków hamulcowych posiadają ogólne dopuszczenie do eksploatacji (ABE) lub homologację wg ECE-R90, względnie pochodzą z tej samej produkcji i podlegają takim samym reżimom jakościowym jak klocki hamulcowe przewidziane przez producenta pojazdu.					03.0420-xxdd.3 →	68xxdd	ATE original Kit ATE original TopKit (cylinder hamulcowy koła + szczęki hamulców bębnowych + zestaw do montażu) dd = wymiar znamionowy cylindra hamulcowego koła
					03.0520-xxdd.3 →	69xxdd	
	24.01dd-xxxx.x →	4ddxxx	tarcza hamulcowa ATE PowerDisc dd = grubość (np. 24.0322 - : grubość = 22)		03.0137-0xxx.2 →	650xxx	hamulec postojowy (szczęki hamulców bębnowych) zestaw do montażu
	24.03dd-xxxx.x →	5ddxxx				03.0137-9xxx.2 →	
	284 22 20 V L PD B V L S PD		średnica/grubość/minimalna grubość Powlekane wentylowane stopowe/z dużą zawartością węgla Śruba łącząca ATE PowerDisc		185x31 AUT Heb Zub		średnica x szerokość z automatyczną regulacją z dźwignią z osprzętem
Zastosowanie PowerDisc na osi tylnej jest dopuszczalne tylko w połączeniu z użytymi PowerDisc na osi przedniej.					24.07xx-xxxx.x →	36nnnn	czujnik koła
nnnn = ostatnie cztery cyfry odpowiadają kolejnemu numerowi.							
dd = wymiar znamionowy							
Drukowanie, również fragmentami, dozwolone jest wyłącznie za naszą zgodą. Roszczenia odszkodowawcze wynikające z informacji zawartych w niniejszym katalogu nie będą uznawane. Zastrzega się możliwość zmian konstrukcyjnych. O ile w naszej dokumentacji odnosimy się do numeru części zamiennych producenta pojazdu, to służy to wyłącznie celom porównawczym. Stosowanie tego rodzaju informacji w rachunkach wystawianych posiadaczom pojazdów nie jest dozwolone.							
Wielość modeli i części zamiennych kilku producentów pojazdów nie zawsze pozwala na dokładne przyporządkowanie. Z tego względu prosimy o zwracanie szczególnej uwagi na podane w katalogu uwagi i opisy części zamiennych.							

Έτσι χρησιμοποιείτε τον K21-F

Ομάδες προϊόντων	Τύπος αυτοκινήτου	Χρονικό διάστημα τοποθέτησης (από/έως)	Αριθμός προϊόντος ATE	Υπόδειξη (προϊόν)
Μπροστινός άξονας/ πίσω άξονας	Αριθμός πλαισίου kW	Υπόδειξη (όχημα)	Σύντομος κωδικός	Ορισμός
				
AUDI A4 CABRIO (02-)				
	1,8 T 1,8 T Quattro 2,0 2,0 TFSI	120 120 96 120	8E-55-999999 04.02 05.03 08.06 05.04 08.06 08.06	PR: 1LB,1LE PR: 1LB,1LE PR: 1LB,1LE PR: 1LB,1LE
		8E-55-400001	24.0113-0178.1 24.0313-0178.1	413178 513178
				+ ESP + ESP
				256 12,9 11,0 ATE 256 12,9 11,0 PD ATE
*	**			***

*Μπροστινός

	Τακάκια δισκόφρενων (φερμουί) ATE Ceramic		Σιαγόνες τυμπάνου πέδησης
	Δίσκος φρένου ATE PowerDisc		Τύμπανο πέδησης
	Αισθητήρας τροχού		ATE Original Kit ATE Original TopKit
			Σιαγόνες τυμπάνου πέδησης για χειρόφρενο

**Τρόπος διεύθυνσης

- ◀ Αριστεροτίμονα οχήματα
- ▶ Δεξιοτίμονα οχήματα

****Κατασκευαστής

ATE	Continental Teves (ATE)
AKE	Akebono
AIS	Aisin
AP	AP Lockheed
BDX	Bendix
BOS	Bosch
BRE	Brembo
CIT	Citroën
DEL	Delco
FI	Fiat
FTE	FTE Automotive
LUC	Lucas (TRW)
MAN	Mando
NIS	Nissin
PER	Perrot
SUM	Sumitomo
TOK	Tokico
VW	Volkswagen

***Θέση τοποθέτησης













- Μπροστά
- Πίσω
- αριστερά
- δεξιά
- αριστερά επάνω
- αριστερά κάτω
- δεξιά επάνω
- δεξιά κάτω
- μέση
- επάνω
- κάτω
- Μπροστινός άξονας
- αριστερά μπροστά
- δεξιά μπροστά
- Πίσω άξονας
- αριστερά πίσω
- δεξιά πίσω

Όλες οι ενδείξεις θέσεως ανταποκρίνονται πάντα στην κατεύθυνση οδήγησης







Βραχυγραφίες

-	χωρίς / εκτός	D =	Διάμετρος	S	Βίδα στερέωσης / βίδα δίχαλου πέδησης	Λιμουζίνα
+	με / μόνο / για	Gz	Εντολοδότης κύλινδρος	THz	Διπλός κεντρικός κύλινδρος	Στείσον
AUT	αυτόματη επαναρρύθμιση	HEB	μοχλό	V	αεριζόμενο	Κουπέ
B	επικαλυμμένος	HZ	Κεντρικός κύλινδρος	WE	Διάταξη προειδοποίησης	Κάμπριο
BG	Διάταξη περιορισμού δύναμης πέδησης	L	χαλυβόκραμα / υψηλή ανθράκωση	WK	επαφή προειδοποίησης	Λεωφορείο
BR	Ρυθμιστής δύναμης πέδησης	L =	Μήκος	Zub	εξαρτήματα	Κλούβα
BRE	Βιδωτός ρυθμιστής	Nz	Εντολοδόχος κύλινδρος			Λίφτημακ
BRES	Σετ βιδωτού ρυθμιστή	PD	PowerDisc			Ανοιχτό φορτηγάκι/Πλαίσιο
BRL	Ρυθμιστής δύναμης πέδησης ανάλογα της φόρτισης	Rz	Κύλινδρος τροχού	2-πορτο		Σειρά
		RzR	Κύλινδρο τροχού με ενσωματωμένο ρυθμιστή	3-πορτο		DKW Κύρια κατηγορία/Ειδική κατηγορία/Γενικής χρήσης
				4-πορτο		FAUN Αυτοκίνητο όχημα (Kraka)
				5-πορτο		Μικρό φορτηγό








Πληροφορίες προϊόντος

		ΣΥΝΤΟΜΟΣ ΚΩΔΙΚΟΣ				ΣΥΝΤΟΜΟΣ ΚΩΔΙΚΟΣ	
	13.0460-2 → 13.0470-2 → 13.0460-2 → 24.8190-2 →	60 LDxxxx 610xxx 62	Τακάκια δισκόφρενων ATE Ceramic Στάνταρ τακάκια φρένων Επαφή προειδοποίησης		24.02dd-dxxx.x →	48nnnn	Τύμπανο πέδησης (π.χ. 24.0223-0: Ø=230)
	20034 15,0 + WE WK S Zub		Αριθμός WVA/ Πάχος για περαιτέρω αριθμούς WVA βλέπε παράρτημα Διάταξη προειδοποίησης με επαφή προειδοποίησης με βίδα δίχαλου πέδησης με εξαρτήματα		230/231x47		Διάμετρος/ Μέγιστη διάμετρος x Βάθος
Τα σετ τακακιών των φρένων έχουν μια γενική άδεια λειτουργίας (ABE) ή μια κατασκευή κατά ECE-R90, ή προέρχονται από την ίδια κατασκευή και υπόκεινται στους ίδιους κανονισμούς εξασφάλισης της ποιότητας, όπως τα προβλεπόμενα από τον κατασκευαστή του οχήματος τακάκια των φρένων.					03.0137-0xxx.2 → 03.0137-9xxx.2 →	650xxx 669xxx	Σιαγόνες τυμπάνου πέδησης Σετ τοποθέτησης
					185x31 AUT Heb Zub		Διάμετρος x Πλάτος με αυτόματη επαναρύθμιση με μοχλό με εξαρτήματα
	24.01dd-xxxx.x → 24.03dd-xxxx.x →	4ddxxx 5ddxxx	Δίσκος φρένου ATE PowerDisc dd = πάχος (π.χ. 24.0322- : thickness = 22)		03.0420-xxdd.3 → 03.0520-xxdd.3 →	68xxdd 69xxdd	Γνήσιο Kit ATE Γνήσιο TopKit ATE (κύλινδροι τροχού + σιαγόνες ταμπουρόφρενων + σετ τοποθέτησης) Σετ τοποθέτησης
	284 22 20 V L PD B V L S PD		Διάμετρος / Πάχος / Ελάχιστο πάχος επικαλυμμένος αεριζόμενο χαλυβόκραμα / υψηλή ανθράκωση Βίδα στερέωσης ATE PowerDisc		03.0137-0xxx.2 → 03.0137-9xxx.2 →	650xxx 669xxx	Χειρόφρενο (σιαγόνες τυμπάνου πέδησης) zestaw do montażu
Η χρήση ενός PowerDisc στον πίσω άξονα επιτρέπεται μόνο σε συνδυασμό με τη χρήση ενός PowerDisc στον μπροστινό άξονα.					185x31 AUT Heb Zub		Διάμετρος x Πλάτος με αυτόματη επαναρύθμιση με μοχλό με εξαρτήματα
					24.07xx-xxxx.x →	36nnnn	Αισθητήρας τροχού
nnnn = Τα τελευταία τέσσερα ψηφία αντιστοιχούν σε έναν αριθμό αρίθμησης.							
dd = Ονομαστική διάσταση							
Η επανεκτύπωση, επίσης και αποσπασματικά, επιτρέπεται μόνο με την έγκρισή μας. Οι αξιώσεις αντικατάστασης βάσει των στοιχείων αυτού του καταλόγου δεν μπορούν να αναγνωριστούν. Διατηρούμε το δικαίωμα των κατασκευαστικών αλλαγών. Στο βαθμό που αναφερόμαστε στα έγγραφα μας στους αριθμούς ανταλλακτικών του κατασκευαστή του οχήματος, χρησιμεύει μόνο για λόγους σύγκρισης. Μια χρήση αυτών των στοιχείων σε λογαριασμούς που απευθύνονται στον ιδιοκτήτη του οχήματος δεν επιτρέπεται.							
Ο μεγάλος αριθμός μοντέλων και ανταλλακτικών μερικών κατασκευαστών οχημάτων δεν επιτρέπει πάντοτε ένα ακριβή καταμερισμό. Προσέξτε παρακαλώ γι' αυτό ιδιαίτερα τις σχετικές παρατηρήσεις σ' αυτόν τον κατάλογο και τις περιγραφές των ανταλλακτικών εξαρτημάτων.							

K21-F'i Broşürünü Nasıl Kullanacaksınız

Ürün grubu	Araç tipleri	Montaj süresi (tarih aralığı)	ATE-Ürün numarası (uzun)	Tanım (Ürün)
Ön-/Arka aks	Araç şasi numarası (tarih aralığı)	Tanım (Araç)	ATE-Ürün numarası (kısa)	Ürün
				
AUDI A4 CABRIO (02-)				
	1,8 T 1,8 T Quattro 2,0 2,0 TFSI	8E-55-999999 04.02 05.03 05.04 08.06 08.06 08.06	PR: 1LB,1LE PR: 1LB,1LE PR: 1LB,1LE PR: 1LB,1LE	24.0113-0178.1 24.0313-0178.1 413178 513178
	120 120 96 120	8E-55-400001		+ ESP + ESP
				256 12,9 11,0 256 12,9 11,0 PD
				ATE ATE
*	**			*** ****

*Ürün grupları

	Disk Fren Balatası (Pad) ATE Ceramic		Fren pabuçları
	Fren diskisi ATE Fren Diskleri		Fren kampanası
	Fren Sensörü		ATE Orijinal Tamir Takımı ATE Orijinal Komple Tamir Takımı
			Tamburlu Fren Pabucu El Freni için















**Direksiyon türü

- ◀ Soldan Direksiyonlu araçlar
- ▶ Sağ direksiyon araçlar

****Üretici firma tanımı

ATE	Continental Teves (ATE)
AKE	Akebono
AIS	Aisin
AP	AP Lockheed
BDX	Bendix
BOS	Bosch
BRE	Brembo
CIT	Citroën
DEL	Delco
FI	Fiat
FTE	FTE Automotive
LUC	Lucas (TRW)
MAN	Mando
NIS	Nissin
PER	Perrot
SUM	Sumitomo
TOK	Tokico
VW	Volkswagen

***Montaj pozisyonu















	ön
	arka
	sol
	sağ
	sol ön
	sol arka
	sağ ön
	sağ arka
	orta
	üst
	alt
	ön aks
	sol ön aks
	sağ ön aks
	arka aks
	sol arka aks
	sağ arka aks

Tüm pozisyon verileri sürüş yönüne göre dir.










Kısaltmalar

-	Hariç / değil	HEB	Levyeli	THz	Tandem Merkezi	Station wagon
+	İle / sadece / için	HZ	Fren Merkez Silindiri		Fren Hidrolik Silindiri	Coupe
AUT	Otomatik boşluk ayarlayıcı	L	Alaşım / karbonlanmış	V	Havalandırma	Cabrio
B	Kaplamalı	L =	Uzunluk	WE	İkaz mekanizması	Otobüs
BG	Fren Güç Regülatörü	Nz	Alıcı silindir	WK	Balata aşınma sensörü	Kapalı kasa kamyonet
BR	Fren Basınç Regülatörü	PD	PowerDisc	Zub	Aksesuarlı	Hatchback
BRE	Vidalı tip Regülatör	Rz	Hidrolik Fren Silindiri			Açık kasa kamyonet/Şasi
BRES	Vidalı Tip Regülatör Seti	RzR	Entegre Fren Düzeltme			Seri
BRL	Ağırlığa duyarlı Fren Basınç Regülatörü		sistemli Fren Hidrolik Silindiri	2 kapı		DKW master sınıf/özel sınıf/üniversal
D =	Çap	S	Sabitleme civatası / Kaliper civatalı	3 kapı		FAUN motorlu araç (Kraka)
Gz	Verici Silindir Debriyaj Silindiri			4 kapı		Transporter
				5 kapı		
				Sedan		

Ürün bilgileri

		KISA NUMARA				KISA NUMARA	
	13.0460-xxxx.2 → 13.0470-xxxx.2 → 13.0460-0xxx.2 → 24.8190-xxxx.2 →	60xxxx LD0xxxx 610xxx 62xxxx	Disc Fren Balatası (Pad) ATE Ceramic Montaj Takımı Balata Aşınma Sensörü		24.02dd-dxxx.x → 230/231x47	48nnnn	Fren Kampanaları (Örneğin: 24.02 23-0: Ø=230) Çap / Maksimum çap × derinlik
	20034 15,0 + WE WK S Zub		WVA-numarası / kalınlık diğer WVA-numaraları için eke bakım ikaz mekanizması Balata aşınma sensörü Kaliper civatalı Aksesuarlı		03.0137-0xxx.2 → 03.0137-9xxx.2 → 185x31 AUT Heb Zub	650xxx 669xxx	Kampanalı Fren Pabuçları Montaj Takımı Çap × genişlik Otomatik boşluk ayarlayıcı Levyeli aksesuarları ile birlikte
Fren Balataları Alman Federal Yol Emniyet Departmanının (ABE) ile uyumludur veya ECE - R 90 Talimatına uygundur. Yani, balatalar ana ekipman üretici firmasıyla aynı üretim ve kalite güvence süreçleri uyarınca üretilmiştir.					03.0420-xxdd.3 → 03.0520-xxdd.3 →	68xxdd 69xxdd	Orijinal ATE tamir takımı Komple ATE Tamir Takımı (Fren hidrolik silindiri + kampanalı fren pabuçları + montaj takımı) dd = Fren Hidrolik silindiri nominal ölçüsü
	24.01dd-xxxx.x → 24.03dd-xxxx.x →	4ddxxx 5ddxxx	Fren Diski ATE Fren Diski dd = Kalınlık (Örneğin: 24.0322- : Kalınlık = 22)		03.0137-0xxx.2 → 03.0137-9xxx.2 →	650xxx 669xxx	Park Freni (Kampanalı Fren Pabuçları) Montaj Tamir Takımı
	284 22 20 V L PD B V L S PD		çap / kalınlık / asgari kalınlık Kaplmalı havalandırmalı alaşım / karbonlanmış Sabitleme civatası ATE PowerDisc		185x31 AUT Heb Zub		Çap × Genişlik Otomatik Boşluk Ayarlayıcı Levyeli Aksesuarlı
Arka aksta PowerDisc fren diski ancak eğer ön aksta da bir PowerDisc fren diski varsa kullanılabilir.					24.07xx-xxxx.x →	36nnnn	Fren Balatası aşınma sensörleri
nnnn = Son dört rakam mevcut bir numaraya karşılıktır.							
dd = Nominal çap							
Bu kataloğun içeriği ve kopyaları yalnız müsaade alınarak kullanılabilir. Bu kataloğtaki bilgileri baz alarak kullanılan parçalar yüzünden zarara uğranılması durumunda mesuliyet kullanıcıya aittir. Dizayn ve montaj değişiklikleri hakkı saklıdır. Dökümanımızda kullanılan araç üreticilerinin verdikleri parça numaraları sadece karşılaştırma içindir. Faturalarda araç üreticilerinin parça numaralarının kullanılmasına müsaade edilmez.							
Otomobil modellerindeki ve üretici firmaların çokluğu ve çeşitliliği her zaman her yedek parçanın tam olarak kullanılmasına imkan vermeyebilir. Bu nedenle notlara ve yedek parça talimatlarının içeriğine dikkat ediniz.							

这样使用 K21-F

产品组	车型	安装期间 (开始/结束)	说明 (整车)	说明 (零件)
前/后轴	车辆生产号 (自/至)	说明 (整车)	ATE-零件号 (短)	说明 (零件)
				
AUDI A4 CABRIO (02-)	kW			
	1,8 T 1,8 T Quattro 2,0 2,0 TFSI	8E-55-999999 8E-55-400001	04.02 05.03 08.06 08.06 08.06	PR: 1LB,1LE PR: 1LB,1LE PR: 1LB,1LE PR: 1LB,1LE
	120 120 96 120			24.0113-0178.1 24.0313-0178.1
				413178 513178
				+ ESP + ESP
				256 12,9 11,0 256 12,9 11,0 PD
				ATE ATE
*	**			***

*产品组

	盘式制动摩擦片 ATE Ceramic		鼓式制动器后部
	制动盘 ATE PowerDisc		制动鼓
	车轮传感器		ATE 原装工具箱 ATE原装上等工具箱
			用于停车制动的鼓式制动器后部

**转向机类型

- ◀ 左舵
- ▶ 右舵

****供应商标识

ATE	Continental Teves (ATE)
AKE	Akebono
AIS	Aisin
AP	AP Lockheed
BDX	Bendix
BOS	Bosch
BRE	Brembo
CIT	Citroën
DEL	Delco
FI	Fiat
FTE	FTE Automotive
LUC	Lucas (TRW)
MAN	Mando
NIS	Nissin
PER	Perrot
SUM	Sumitomo
TOK	Tokico
VW	Volkswagen

***安装位置














- ⬆ 前
- ⬇ 后
- ⬅ 左
- ➡ 右
- ⬆➡ 左前
- ⬆➡ 左后
- ⬆➡ 右前
- ⬆➡ 右后
- ⬆ 中
- ⬆ 上
- ⬆ 下
- ⬆ 后轴
- ⬆ 左前轴
- ⬆ 右前轴
- ⬆ 后轴
- ⬆ 左后轴
- ⬆ 右后轴

所有的位置说明都参照汽车行驶方向。

缩写

-	无 / 否	HEB	带杠杆	WE	报警装置	客货两用车
+	含 / 仅有 / 用于	HZ	主缸	WK	报警触点	双门轿车
AUT	带自动调整	L	制成合金	Zub	带有附件	敞篷轿车
B	喷层的BG	L=	长			客车
BG	制动力限制器	Nz	输出缸			厢式汽车
BR	制动力调节器	PD	PowerDisc			阶背式车尾
BRE	旋入调节器	Rz	车轮制动缸	双门		载货平板 / 车辆底盘
BRES	旋入调节器组	RzR	车轮制动缸	三门		系列
BRL	与负载相关的制动力	S	固定するネジ	四门		DKW 大师级 / 特级 / 普通级
D=	直径	THz	鼓式制动器后部	五门		FAUN 军用越野车 (Kraka)
Gz	灰口铸铁 输出缸	V	通风	大型轿车		轻型载货车



		编号				编号	
	13.0460-xxxx.2 → 13.0470-xxxx.2 → 13.0460-0xxx.2 → 24.8190-xxxx.2 →	60xxxx LDxxxx 610xxx 62xxxx	盘式制动摩擦片 ATE Ceramic 安装组 报警触点		24.02dd-dxxx.x →	48nnnn	制动鼓 (如. 24.02 23 -0 :厚度=230)
	20034 15,0 + WE WK S Zub	WVA-号/ 厚度 其他WVA-号详见附件 报警装置 报警触点 带有牵引螺栓 带有附件	230/231×47			直径 / 最大 直径 × 深度	
制动摩擦片组有共同的使用条件 (AABE) 或者根据ECE-R90确认, 或者来自同一生产厂, 与汽车制造厂需要的摩擦片具有同样的功能保证					03.0137-0xxx.2 → 03.0137-9xxx.2 →	650xxx 669xxx	鼓式制动后部 安装组
					185×31 AUT Heb Zub		直径 × 宽 带自动调整 带杠杆 带附件
制动摩擦片组有共同的使用条件 (AABE) 或者根据ECE-R90确认, 或者来自同一生产厂, 与汽车制造厂需要的摩擦片具有同样的功能保证					03.0420-xxdd.3 → 03.0520-xxdd.3 →	68xxdd 69xxdd	ATE 原装工具箱 ATE 原装高级工具箱 (车轮制动缸 + 鼓式制动-后部 + 安装组) dd = 额定尺寸 车轮制动缸
	24.01dd-xxxx.x → 24.03dd-xxxx.x →	4ddxxx 5ddxxx	制动盘 ATE PowerDisc dd = 厚度 (如.. 24.03 22 - : 厚度 = 22)			03.0137-0xxx.2 → 03.0137-9xxx.2 →	650xxx 669xxx
	284 22 20 V L PD B V L S PD		直径/厚度/最小厚度 コーティング仕上げ 通风 制成合金/高度碳化 固定するネジ ATE PowerDisc	185×31 AUT Heb Zub			直径 × 宽 带自动调整 带杠杆 带附件
只有在前轴也使用刹车盘PowerDisc的情况下才允许在后轴上使用刹车盘PowerDisc。					24.07xx-xxxx.x →	36nnnn	车轮传感器
nnnn = 最后四位数字是顺序号。							
dd = 额定尺寸							
简要的强调一下, 就是说必须经过我们的许可。基于该目录说明的替换要求没有进行说明。保留更改结构的权利。 只要我们在我们的资料中提到了整车制造商的替代件编号, 只能用于比较。 不允许在给用户的帐单中使用同样类型的说明。							
整车制造商多样化的车型和替代件不可能做到精确的划分。所以, 请您注意目录中的说明和替代件描述。							

カタログNo.21-Fのご利用法

製品グループ	車種	取り付け期間 (から/まで)	ATE商品番号(長)	情報(商品)
前車軸/後車軸	車台番号(から/まで)	情報(車両)	ATE商品番号(短)	商品
AUDI A4 CABRIO (02-)				
	1,8 T 1,8 T Quattro 2,0 2,0 TFSI	8E-55-400001	04.02 05.03 05.04	PR: 1LB,1LE PR: 1LB,1LE PR: 1LB,1LE PR: 1LB,1LE
	120 120 96 120			
			24.0113-0178.1 24.0313-0178.1	413178 513178
				+ ESP + ESP
				256 12,9 11,0 256 12,9 11,0 PD
				ATE ATE

*製品グループ



ディスクブレーキパッド
ATE/Ceramic



ドラムブレーキシュー



ブレーキディスク
ATEパワーディスク



ブレーキドラム



ホイールセンサー



ATEオリジナルキット
ATEオリジナルトップ
キット



サイドブレーキ用
ドラムブレーキシュー

**ステアリング形態

- ◀ 左ハンドル
- ▶ 右ハンドル

****メーカー略号

ATE	Continental Teves (ATE)
AKE	Akebono
AIS	Aisin
AP	AP Lockheed
BDX	Bendix
BOS	Bosch
BRE	Brembo
CIT	Citroën
DEL	Delco
FI	Fiat
FTE	FTE Automotive
LUC	Lucas (TRW)
MAN	Mando
NIS	Nissin
PER	Perrot
SUM	Sumitomo
TOK	Tokico
VW	Volkswagen

***取り付け位置














- ⬆ 前
- ⬇ 後ろ
- ◀ 左
- ▶ 右
- ◻ 左前方
- ◻ 左後方
- ◻ 右前方
- ◻ 右後方
- ◻ 中央
- ⬆ 上
- ⬇ 下
- ◻ 前車軸
- ◻ 前車軸 左
- ◻ 前車軸 右
- ◻ 後車軸
- ◻ 後車軸 左
- ◻ 後車軸 右







位置表示は全て車の進行方向に即しています。

略語

-	の付いていない/なし	D =	直径	THz	タンデムマスターシリンダー	セダン
+	の付いた/のみ/~用の	Gz	マスターシリンダー	V	通気機能	ステーションワゴン
AUT	自動調整機能付き	HEB	レバー付き	WE	警告装置	クーペ
B	コーティング仕上げ	HZ	マスターシリンダー	WK	ウォーニングコンタクト付き	カブリオ
BG	ブレーキプレッシャーリ ーサー	L	合金/炭素繊維強化 長さ	Zub	付属品付き	バス
BR	ブレーキプレッシャーレ ーター	L =	長さ			バン
BRE	スクリュエインコントロー ラー	Nz	スレーブシリンダー			ハッチバック
BRES	スクリュエインコントロー ラー キット	PD	PowerDisc			ピックアップ/シャシー シリーズ
BRL	ブレーキプレッシャーレ ーター 負荷により変化	Rz	ホイールシリンダー	ブレーキチューブ + パイプライン		DKW マスタークラス/ スペシャルクラス/ユニバーサル
		RzR	調整器組み込み ホイールシリンダー	2ドア		FAUN パワーカート(Kraka)
		S	固定するネジ/ キャリパーネジ付き	3ドア		トランスポーター
				4ドア		
				5ドア		



		略番				略番	
	13.0460-xxxx.2 → 13.0470-xxxx.2 → 13.0460-0xxx.2 → 24.8190-xxxx.2 →	60xxxx LDxxxx 610xxx 62xxxx	ディスクブレーキパッド ATE / Ceramic 組み込みキット ウォーニングコンタクト		24.02dd-dxxx.x →	48nnnn	ブレーキドラム (例 24.0223-0: Ø=230)
	20034 15,0 + WE WK S Zub		WVA番号 / 厚さ さらなるWVA番号は補遺を参照。 警告装置 ウォーニングコンタクト付き キャリパーネジ付き 付属品付き		03.0137-0xxx.2 → 03.0137-9xxx.2 →	650xxx 669xxx	ドラムブレーキシュー 組み込みキット
				185x31 AUT Heb Zub			直径 x 幅 自動調整機能付き レバー付き 付属品付き
Bブレーキパッドキットは、一般使用許可(AABE)またはECE-R90による使用認可を受けているか、あるいはそれと同水準の製品であり、車両メーカーが設定したものと同様の品質保証を義務づけられています。					03.0420-xxdd.3 → 03.0520-xxdd.3 →	68xxdd 69xxdd	ATEオリジナルキット ATE オリジナルトップキット (ホイールシリンダー+ドラムブレーキシュー+組み込みキット) dd = 名目寸法 ホイールシリンダー
	24.01dd-xxxx.x → 24.03dd-xxxx.x →	4ddxxx 5ddxxx	ブレーキディスク ATE パワーディスク dd = 厚さ (例 24.0322 : 厚さ = 22)		03.0137-0xxx.2 → 03.0137-9xxx.2 →	650xxx 669xxx	サイドブレーキ (ドラムブレーキシュー) 組み込みキット
	284 22 20 V L PD B V L S PD		直径 / 厚さ / 最小厚 コーティング仕上げ 通気機能 合金 / 炭素繊維強化 固定するネジ ATE パワーディスク	185x31 AUT Heb Zub			直径 x 幅 自動調整機能付き レバー付き 付属品付き
PowerDiscをリアアクスルにご使用になる場合には、必ずフロントアクスルにもPowerDiscをご使用ください。					24.07xx-xxxx.x →	36nnnn	ホイールセンサー
nnnn = 最後の4つの数字はカウントナンバーです。							
dd = 名目寸法							
複製は、たとえ一部であっても、必ず当社の許可が必要です。当カタログの記述内容に基づく賠償請求権は認められません。構成の変更に関しては、これを保留します。当社がその資料の中で車両メーカーの交換部品番号に触れる限りにおいては、これは単に比較目的によるものです。このような記述内容を車両所有者あての計算書の中で用いることは許されません。							
車両メーカーの数は多種多様なモデルや交換部品を持つため、厳密な分類法を守ることが不可能な場合があります。従って当カタログ中に記載された内容と部品情報には特にご注意ください。部品情報には特にご注意ください。							

مجموعة المنتجات	موديلات العربات	فترة التركيب (من / إلى)	الرقم الكامل للمنتجات	ملاحظة (المنتجات)
المحور الأمامي / الخلفي	العدد الترتيبي بالاصنع (من / إلى)	ملاحظة (العربة)	الرقم المختصر للمنتجات	المنتجات
				
AUDI A4 CABRIO (02-)				
	1,8 T 1,8 T Quattro 2,0 2,0 TFSI	120 120 96 120	8E-55-999999 04.02 05.03 05.04 08.06 08.06 08.06	PR: 1LB,1LE PR: 1LB,1LE PR: 1LB,1LE PR: 1LB,1LE
			24.0113-0178.1 24.0313-0178.1	413178 513178
				+ ESP + ESP
				256 12,9 11,0 ATE 256 12,9 11,0 PD ATE
*	**			***

مجموعات المنتجات *



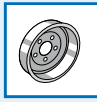
مزلقات المكبح القرصي
ATE Ceramic



فكي المكبح الطبلي



أقراص المكابح
ATE PowerDisc



طبلاات المكبح



مجس العجلة



الطقم الأصلي
ATE الممتاز
الطقم



فكي المكبح الطبلي
لمكبح التثبيت

نوع المقود **

- ◀ مقود على اليسار
- ▶ مقود على اليمين

شُفرة التعريف للمصنعين ***













ATE	Continental Teves (ATE)
AKE	Akebono
AIS	Aisin
AP	AP Lockheed
BDX	Bendix
BOS	Bosch
BRE	Brembo
CIT	Citroën
DEL	Delco
FI	Fiat
FTE	FTE Automotive
LUC	Lucas (TRW)
MAN	Mando
NIS	Nissin
PER	Perrot
SUM	Sumitomo
TOK	Tokico
VW	Volkswagen

موضع التركيب ***

- ⬆️ أمام
 - ⬇️ خلف
 - ⬅️ وسط
 - ➡️ يمين
 - ⬆️ أمام على اليسار
 - ⬇️ خلف على اليسار
 - ⬅️ أمام على اليمين
 - ⬇️ خلف على اليمين
 - ⬆️ وسط
 - ⬆️ فوق
 - ⬇️ تحت
 - ⬆️ المحور الأمامي
 - ⬆️ المحور الأمامي على اليسار
 - ⬆️ المحور الأمامي على اليمين
 - ⬆️ المحور الخلفي
 - ⬆️ المحور الخلفي على اليسار
 - ⬆️ المحور الخلفي على اليمين
- المذكورة أعلاه حُدثت حسب اتجاه سير العربة المواضع

اختصارات

-	بدون / لا	HEB	بعثلة	V	ميرد بالهواء	اس تي شرن
+	مع / إلا / ل	Hz	الأسطوانة الرئيسية	WE	جهاز إنذار	لكوبيه
AUT	بضبط أوتوماتيكي	L	الطول	WK	مجهز بتماس لجهاز الإنذار	لكابريو
B	نطبم	L=	الطول	Zub	بتجهيزات إضافية	حافلة
BG	محدد قوة الفرملة	Nz	الأسطوانة المضغوطة			نقل صندوقية
BR	معدل قوة الفرملة	PD	ATE PowerDisc قرص المكبح			هاتش باك
BRE	معدل ملولب	Rz	أسطوانة العجلة مع			نقل مسطح/شاسيه
BRES	طقم تعديل ملولب	RzR	أسطوانة العجلة مع			الفئة
BRL	معدل قوة الفرملة حسب الحمل	S	معدل مدمج			الفاخرة/الفئة الخاصة/الشملة
D=	قوى ادلارطق	THz	بلولم تي بي شت رامسم			سيارة DKW من الفئة
Gz	الأسطوانة الضاغطة		أسطوانة رئيسية مزدوجة			عربة مكشوفة FAUN
						نقل

		الرقم المختصر				الرقم المختصر	
	13.0460-xxxx.2 → 13.0470-xxxx.2 → 13.0460-0xxx.2 → 24.8190-xxxx.2 →	60xxxx LDxxxx 610xxx 62xxxx	مزقات المكبح القرصي ATE Ceramic طقم التركيب تماس جهاز الإنذار		24.02dd-dxxx.x → 230/231x47	48nnnn	طبلية المكبح على سبيل المثال (24.0223-0: Ø=230) القطر / القطر الأقصى × العمق
	20034 15,0 + WE WK S Zub		ترقيم WVA / سمك أرقام إضافية راجع الملحق WVA جهاز إنذار مجهز بتماس لجهاز الإنذار بمحزقة مثبتة على سرج تجهيزات إضافية		03.0137-0xxx.2 → 03.0137-9xxx.2 → 185x31 AUT Heb Zub	65 0xxx 66 9xxx	فكي المكبح الطبلي طقم التركيب القطر × العرض بضبط أوتوماتيكي بعتلة بتجهيزات إضافية
طواقم مزقات المكابح تخضع لترخيص عام للاستعمال أو لوثيقة تناظر حسب نظام المعايير المعتمد. في صورة أن تكون تابعة لنفس وحدة التصنيع فتخضع حينئذ لنفس قواعد حفظ الجودة لمزقات المكبح المنصوص عليها من طرف مصنع العربات.							
	24.01dd-xxxx.x → 24.03dd-xxxx.x →	4ddxxx 5ddxxx	قرص المكبح ATE PowerDisc السمك = dd على سبيل المثال: (22 = سمك - 24.0322)		03.0420-xxdd.3 → 03.0520-xxdd.3 →	68 xxdd 69 xxdd	الطقم الأصلي الطقم الأصلي الممتاز ATE (اسطوانة العجلة + فكي المكبح الطبلي + طقم التركيب) =dd المقاييس العادية لاسطوانة العجلة
	284 22 20 V L PD B V L S PD		القطر / السمك / الحد الأدنى للسمك نظبم ميرد بلاهواء خليط معدني / نسبة عالية من الكربون بلولم تيبيشت رامسم ATE PowerDisc قرص المكبح		03.0137-0xxx.2 → 03.0137-9xxx.2 → 185x31 AUT Heb Zub	65 0xxx 66 9xxx	مكبح التثبيت (فكي المكبح الطبلي) طقم التركيب القطر × العرض بضبط أوتوماتيكي بعتلة بتجهيزات إضافية
لا يتم استخدام أقرص الفرامل (PowerDisc) على المحور الخلفي إلا مع استخدامها في نفس الوقت على المحور الأمامي كذلك.							
nnnn = الأربعة الأرقام الأخيرة تمثل العدد الترتيبي							
dd = المقاييس العادية							
لا يجوز إعادة طبع أو نسخ هذه الوثيقة ولو جزئياً إلا بترخيص مباشر من طرفنا. لا نعتبر بأية طلبات لتعويض أضرار أو خسائر قد تلحق من جراء استعمال البيانات والمعلومات المنصوص عليها بهذا الكتالوج. نحفظ بحق إجراء تعديلات على تصاميمنا. أرقام قطع الغيار لمصنعي السيارات التي ذكرها في هذه الوثيقة هي لغرض المقارنة فقط. لا يجوز استعمال مثل هذه البيانات في إصدار الفواتير لأصحاب العربات.							
نظراً لتعدد موديلات العربات وقطع الغيار فإنه ليس بالإمكان دائماً الربط الدقيق بين المنتجات والأرقام. ولذلك فالرجاء الانتباه بالخصوص للملاحظات والبيانات التوضيحية الخاصة بقطع الغيار والمنصوص عليها في الكتالوج.							

ATE – A Trademark of the Continental Corporation

Continental Aftermarket GmbH

Guerickestraße 7 · D-60488 Frankfurt am Main · Germany
Tel. +49 (0) 69 7603-1 · Fax +49 (0) 69 761061

Continental Automotive Trading Italia Srl

Aftermarket ATE
Via Matteotti, 62 · I-20092 Cinisello Balsamo MI
Tel. +39 02 35680 388 · Fax +39 02 35680 325
www.ate-freni.it

Continental Automotive France SAS Département Rechange Indépendante

Aftermarket
Parc Ariane, Bâtiment Vénus
Rue Hélène Boucher · F-78280 Guyancourt
Tél. +33 (0)1 39 44 10 30 · Fax +33 (0)1 39 44 10 40
www.ate-freinage.fr

Continental Automotive Spain, S.A.

Aftermarket ATE
C/ Sepúlveda, 11 · E-28108 Alcobendas (Madrid)
Phone +34 (0)91 126 6934 · Fax +34 (0)91 657 2149
www.frenos-ate.es

