



CE 2

Ceramic Bremsbeläge / Ceramic Brake Pads

2012

www.ate-ceramic.de
www.ate-ceramic.com



ATE Ceramic Bremsbeläge

ATE Ceramic Brake Pads

Die Mehrwert-Bremsbeläge
staubarm – geräuschfrei – langlebig

The brake pad with the added benefits
low dust – low noise – longlife



ATE Ceramic – Vorteile im Überblick

- geringe Staubentwicklung
- dadurch Top-Felgenoptik
- höherer Komfort und minimale Geräuschentwicklung
- geringer Verschleiß und Langlebigkeit
- gewohnt hohe ATE Qualität

ATE Ceramic – Advantages at a glance

- reduced dust formation
- thereby top-rim-optic
- improved comfort and minimum noise
- low wear and long life
- high ATE quality as usual

Erhöhen den Komfort und senken die Kosten: die neuen Mehrwert-Bremsbeläge von ATE.

ATE Ceramic Bremsbeläge basieren auf einer neuen Hightech-Belagmischung, die gegenüber herkömmlichen Mischungen fast keinen Abrieb mehr erzeugen. Felgen behalten damit ihren Glanz, und die Lebensdauer der Bremsscheiben verlängert sich nachhaltig. Mit ATE Ceramic Bremsbelägen wird das Bremsen zudem deutlich leiser.

Greater comfort and lower costs. Enjoy added benefits with the new brake pads from ATE.

ATE Ceramic brake pads are based on a new high-tech brake pad compound which, compared to conventional compounds, produces almost no wear debris. This ensures that rims stay shiny and the service life of the brake discs is sustainably extended. With ATE Ceramic brake pads, braking is also much quieter.

Einfache Nachrüstung

ATE Ceramic Bremsbeläge erfordern keinen Umbau am Fahrzeug. Sie können beim Bremssenservice einfach an Stelle der Standard-Bremsbeläge eingebaut werden. ATE Ceramic Bremsbeläge sind für zahlreiche Modelle unterschiedlicher Automobilhersteller verfügbar. Es gibt sie sowohl für die Vorder- als auch für die Hinterachse. Das Programm wird ständig erweitert. In Kürze wird es einen Großteil der gängigen Fahrzeugmodelle abdecken.

Easy retrofitting

ATE Ceramic brake pads do not require any modifications to the vehicle. They can simply be installed in place of standard brake pads during brake servicing. ATE Ceramic brake pads are available for numerous vehicle models from various automotive manufacturers. They are available both for the front and rear axle. The product range is being continuously expanded. In the near future, the majority of common vehicle models will be covered.



**ALFA ROMEO**

147 (01-10)	4
156 (97-05)	4
159 (05-11)	4
166 (98-07)	4
BRERA (06-11)	4
GIULIETTA (10-)	5
GT (04-10)	5
MITO (08-)	5
SPIDER (06-11)	5

AUDI

A1 / A1 Sportback (10-)	5
A2 (00-05)	6
A3 (96-03)	6
A3 / A3 Sportback (03-)	6
A3 Cabrio (08-)	7
A4 (B5) (95-01)	8
A4 (B6/B7) (01-08)	8
A4 (B8) Limousine (07-)	11
A4 (B8) Avant (08-)	12
A4 Allroad (09-)	12
A4 Cabrio (02-08)	13
A5 / A5 Sportback (07-)	13
A5 Cabrio (09-)	14
A6 / A6 Avant (4B/C5) (97-05)	15
A6 Allroad (00-05)	16
A6 (4F2/C6) Limousine (04-11)	16
A6 (4F5/C6) Avant (05-11)	17
A6 Allroad (06-11)	18
A8 (94-02)	19
A8 (03-09)	19
Q3 (11-)	19
Q5 (08-)	19
Q7 (06-)	20
TT Coupe (98-06)	20
TT Roadster (99-06)	20
TT Coupe (06-)	21
TT Roadster (07-)	21

BMW

1er Reihe/E81/E87 Limousine (04-11)	22
1er Reihe/E82 Coupe (07-)	22
1er Reihe/E88 Cabrio (08-)	23
3er Reihe/E36 (91-00)	23
3er Reihe/E46 (98-06)	24
3er Reihe/E90 Limousine (05-)	25
3er Reihe/E91 Touring (05-)	27
3er Reihe/E92 Coupe (06-)	28
3er Reihe/E93 Cabrio (07-)	29
5er Reihe/E39 (96-03)	29
5er Reihe/E60 Limousine (03-10)	30
5er Reihe/E61 Touring (04-10)	31
6er Reihe/E63 Coupe (04-11)	32
6er Reihe/E64 Cabrio (04-11)	32
7er Reihe/E38 (93-01)	32
7er Reihe/E65/E66 (02-08)	32
X1 (09-)	32
X3 (03-10)	33
X5 (00-07)	33
X5 (07-)	33
X6 (08-)	34
Z3 (95-02)	34
Z4 Roadster/E85 (03-08)	34
Z4 Coupe/E86 (06-08)	35
Z4 Roadster/E89 (09-)	35

CHEVROLET

CRUZE (09-)	35
ORLANDO (11-)	35

CHRYSLER

CROSSFIRE Coupe (03-)	35
CROSSFIRE Cabrio (04-)	35

CITROEN

BERLINGO (MF) Kombi (96-08)	35
BERLINGO (M_) Kasten (96-08)	36
BERLINGO (B9) (08-)	36
C2 (03-09)	36
C3 (02-09)	36
C3 Picasso (09-)	36
C3 Pluriel (03-10)	36
C3 II (09-)	36
C4 I Limousine (04-)	37
C4 I Coupe (04-10)	37
C4 I Grand Picasso (06-)	37
C4 I Picasso (07-)	38
C5 III Limousine (X7) (08-)	38
C5 III Kombi (X7) (08-)	38
C6 (05-)	39
DS3 (09-)	39

**CITROEN**

DS5 (11-)	39
XSARA (N1) Limousine (97-05)	39
XSARA (N2) Kombi (97-05)	39
XSARA (N0) Coupe (97-05)	39
XSARA Picasso (N68) (00-10)	39

Classic PKW

BMW Z1 (88-91)	39
MERCEDES BENZ (R129) SL-Klasse (89-93)	40
MERCEDES BENZ (W124) E-Klasse (85-93)	40
MERCEDES BENZ (W201) 190-190 E 2,6 (82-93)	40

DACIA

DUSTER (10-)	40
--------------	----

FIAT

500 (07-)	41
500C Cabrio (09-)	41
ALBEA (02-)	41
BRAVO (95-01)	41
BRAVO (07-)	41
CROMA (05-10)	41
DOBLO (01-10)	41
DOBLO (10-)	42
FIORINO / FIORINO QUBO (08-)	42
GRANDE PUNTO (06-11)	42
IDEA (04-)	42
LINEA (07-11)	42
MAREA (96-02)	42
MULTIPLA (98-08)	42
PANDA (03-)	42
PANDA SUV (06-)	42
PUNTO (03-06)	43
STILO (01-08)	43

FORD

C-MAX (07-10)	43
C-MAX / GRAND C-MAX (10-)	43
FOCUS II (05-11)	43
FOCUS III (11-)	44
FOCUS C-MAX (03-07)	44
GALAXY II (06-)	44
KA II (09-)	45
KUGA (08-)	45
MONDEO III (00-06)	45
MONDEO IV (07-)	45
S-MAX (06-)	46
TOURNEO CONNECT (03-)	46
TRANSIT CONNECT (03-)	46

JAGUAR

X-Type (CF1) Limousine (01-)	46
X-Type (CF1) Kombi (04-)	46

KIA

VENGA (10-)	47
-------------	----

LANCIA

DELTA (08-)	47
KAPPA (95-01)	47
LYBRA (99-05)	47
MUSA (04-)	47
THESIS (02-07)	47

LAND ROVER

FREELANDER 2 (FA) (07-)	47
RANGE ROVER III (LM) (02-)	47

MAZDA

3 (03-09)	48
3 (09-)	48
5 (05-)	48
PREMACY (05-)	48

MERCEDES BENZ

A-Klasse (W168) (97-04)	48
A-Klasse (W169) (04-)	48
B-Klasse (W245) (05-11)	49
C-Klasse (W202) Limousine (93-00)	49
C-Klasse (S202) Kombi (96-01)	50
C-Klasse (W203) Limousine (00-07)	50

**MERCEDES BENZ**

C-Klasse (S203) Kombi (01-07)	51
C-Klasse (CL203) Sportcoupe (01-08)	52
C-Klasse (CLC203) Coupe (08-10)	52
C-Klasse (W204) Limousine (07-)	52
C-Klasse (S204) Kombi (07-)	53
C-Klasse (C204) Coupe (11-)	53
CL-Klasse (C140) Coupe (96-99)	53
CL-Klasse (C216) Coupe (06-)	53
CLK-Klasse (C208) Coupe (97-02)	53
CLK-Klasse (A208) Cabrio (98-03)	54
CLK-Klasse (C209) Coupe (02-09)	54
CLK-Klasse (A209) Cabrio (03-09)	54
CLS-Klasse (C219) Coupe (04-10)	54
CLS-Klasse (C218) Coupe (10-)	54
E-Klasse (W124) (93-97)	55
E-Klasse (W210) Limousine (95-02)	55
E-Klasse (S210) Kombi (96-03)	56
E-Klasse (W211) Limousine (02-09)	56
E-Klasse (S211) Kombi (03-09)	57
E-Klasse (W212) Limousine (09-)	57
E-Klasse (S212) Kombi (09-)	58
E-Klasse (C207) Coupe (09-)	58
E-Klasse (W251, V251) Cabrio (10-)	59
GL-Klasse (X164) (06-)	59
GLK-Klasse (X204) (08-)	59
M-Klasse (W163) (98-05)	59
M-Klasse (W164) (05-11)	59
R-Klasse (W251, V251) (06-)	60
S-Klasse (W140) (91-93)	60
S-Klasse (W140) (93-98)	60
S-Klasse (W220) (98-06)	60
S-Klasse (W221) (06-)	60
SL-Klasse (R129) (93-01)	60
SL-Klasse (R230) (01-11)	61
SLK-Klasse (R170) (96-04)	61
SLK-Klasse (R171) (04-11)	61
SLK-Klasse (R172) (11-)	61
VANEO (BM414) (02-05)	61

MG

ZT Limousine (01-05)	61
ZT-T Kombi (01-05)	61

MINI

R50/R53 (00-06)	61
R52 Cabrio (04-08)	62
R55 Clubman (07-)	62
R56 (06-)	62
R57 Cabrio (09-)	62
R58 Coupé (11-)	62
R59 Roadster (12-)	63
R60 Countryman (10-)	63

NISSAN

QASHQAI (J10E) (07-)	63
X-TRAIL (T31) (07-)	63

OPEL

ASTRA G / Vauxhall Astra MKIV (98-04)	63
ASTRA H / GTC / Vauxhall Astra MKV (04-10)	64
ASTRA H Caravan/Vau. Astra MKV Estate (04-10)	64
ASTRA H TwinTop (06-)	65
ASTRA J / GTC / Vauxhall Astra MK VI (09-)	65
ASTRA J Sports Tourer/Vau.Astra Sports Tourer (10-)	65
COMBO / Vauxhall Combo (01-)	66
CORSA C / Vauxhall Corsa MK II (00-06)	66
CORSA D / Vauxhall Corsa MK III (06-)	66
GT (07-09)	66
INSIGNIA / Vauxhall Insignia (08-)	66
INSIGNIA Sports Tourer / Vauxh. Insignia SportsTourer (08-)	66
MERIVA A / Vauxhall Meriva A (02-10)	67
MERIVA B (10-)	67
SIGNUM / Vauxhall Signum (03-08)	67
VECTRA C (F68,F69)/Vau. Vectra MK II (02-08)	68
VECTRA C Caravan (F35) / Vau. MK II (03-08)	68
ZAFIRA I / Vauxhall Zafira I (99-05)	68
ZAFIRA I / Vauxhall Zafira II (05-11)	69
ZAFIRA III Tourer/ Vauxhall Zafira III Tourer (11-)	69

PEUGEOT

206 Limousine (98-09)	69
206 CC (00-07)	69
206 SW (02-07)	69
207 Limousine (06-)	70
207 CC (07-)	70
207 SW (07-)	70
307 Limousine (00-07)	70
307 Break (02-08)	71
307 CC (03-09)	71
307 SW (02-08)	71



PEUGEOT

308 Limousine (07-)	72
308 SW (08-)	72
308 CC (09-)	72
3008 (09-)	72
407 Limousine (04-11)	73
407 Coupe (05-11)	73
407 SW (04-11)	73
607 (00-10)	73
1007 (05-)	74
5008 (09-)	74
PARTNER Kombi (96-08)	74
PARTNER Kasten (96-08)	74
PARTNER Tepee/Kasten (B9) (08-)	74

PORSCHE

CAYENNE I (03-10)	74
-------------------	----

RENAULT

FLUENCE (L30_) (10-)	75
KANGOO I (KC_) (98-07)	75
KANGOO Express/Rapid (FC_) (98-07)	75
LAGUNA III Limousine (BTO/1) (07-)	75
LAGUNA III Coupe (DT0/1) (07-)	75
LAGUNA III Grandtour (KT0/1) (07-)	75
MEGANE III Schrägheck (BZ0_) (08-)	75
MEGANE III CC (EZ0_) (10-)	76
MEGANE III Coupe (DZ0_) (08-)	76
MEGANE III Grandtour (KZ_) (08-)	76
SCENIC III (JZ_) (09-)	77
GRAND SCENIC (JZ_) (09-)	77

ROVER

75-Serie (RJ) (99-04)	77
75 Serie (RX) (04-)	77

SAAB

9-3 Limousine (YS3F) (03-)	77
9-3 SportCombi (05-)	79
9-3 Cabriolet (YS3D) (98-03)	79
9-3 Cabriolet (YS3F) (03-)	80
9-3 X (09-)	80
9-5 Limousine (YS3E) (97-10)	80
9-5 Kombi (YS3E) (98-10)	81
9-5 II (10-)	81

SEAT

ALTEA (5P1) (04-)	81
ALTEA XL (5P5) (06-)	82
AROSA (6H) (97-05)	82
CORDOBA II (6K2) (99-02)	82
CORDOBA III (6L2) (02-09)	83
EXEO / ST (09-)	83
IBIZA II (93-99)	83
IBIZA III (6K1) (99-02)	84
IBIZA IV (6L1) (02-10)	84
IBIZA V / ST / SPORTCOUPE (08-)	84
LEON I (1M1) (99-05)	85
LEON II (1P1) (05-)	86
TOLEDO II (1M2) (98-04)	87
TOLEDO III (5P2) (05-09)	89

SKODA

CITIGO (12-)	89
FABIA I (6Y) (99-07)	89
FABIA II (5J) (07-)	89
OCTAVIA I (1U) (97-10)	90
OCTAVIA II (1Z) (04-)	90
ROOMSTER (5J) (06-)	91
SUPERB I (3U4) (02-08)	92
SUPERB II (08-)	92
SUPERB Kombi (09-)	92
YETI (09-)	93

VOLKSWAGEN

BORA (98-04)	93
CADDY III (04-)	94
CC COUPE (11-)	95
EOS (06-)	95
FOX (05-)	96
GOLF III (92-97)	96
GOLF III Variant (93-99)	96
GOLF III Cabriolet (94-02)	96
GOLF IV (98-03)	96
GOLF IV Variant (99-06)	97
GOLF V (03-08)	98
GOLF V Variant (07-09)	99
GOLF VI (08-)	100



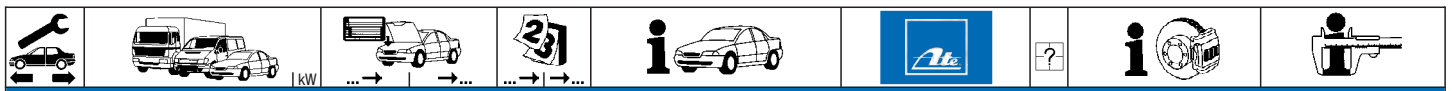
VOLKSWAGEN

GOLF VI Variant (09-)	102
GOLF VI Cabriolet (11-)	102
GOLF Plus (05-)	102
JETTA V (05-10)	103
JETTA VI (11-)	104
LUPU (98-05)	104
NEW BEETLE (98-10)	104
NEW BEETLE Cabriolet (03-10)	104
BEETLE (11-)	105
PASSAT (94-96)	105
PASSAT (97-05)	105
PASSAT Limousine (05-10)	106
PASSAT Variant (05-10)	107
PASSAT CC (08-11)	108
PASSAT / PASSAT VARIANT (10-)	108
PASSAT ALLTRACK (12-)	108
POLO III (95-01)	109
POLO IV (02-09)	109
POLO V (09-)	110
POLO Classic (96-01)	110
POLO Variant (97-01)	110
SCIROCCO (08-)	110
TIGUAN (07-)	111
TOUAREG I (03-10)	111
TOURAN (03-)	111
VENTO (92-98)	112
up (11-)	112

VOLVO

850 Limousine (91-96)	112
850 Kombi (92-96)	112
C30 Coupe (06-)	112
C70 Coupe (97-02)	113
C70 I Cabrio (98-06)	113
C70 II Cabrio (06-)	113
S40 II (04-)	113
S60 I (00-09)	114
S60 II (10-)	114
S70 (97-00)	115
S80 I (98-06)	115
S80 II (06-)	116
V50 (04-)	116
V60 (10-)	117
V70 I (97-00)	117
V70 II (00-07)	118
V70 III (07-)	119
XC70 I CROSS COUNTRY (00-07)	120
XC70 II CROSS COUNTRY (07-)	120
XC90 (02-)	120





ALFA ROMEO 147 (01-10)

	1.6 i 16V T.Spark	77		01.01	VET: - 3021488	13.0470-7139.2	LD7139		23140 19,4 +/WK	ATE
	1.6 i 16V T.Spark	77		10.10	VET: 3021489 -	13.0470-7140.2	LD7140		23289 19,3 +/WK	ATE
	1.6 i 16V T.Spark	88		01.01						
	1.9 JTD	74		06.03						
	1.9 JTD	85		01.01						
	1.9 JTD 16V			11.02						
	1.9 JTDM 16V			07.05						
	1.9 JTDM 8V	88		07.05						
	2.0 i 16V T.Spark	110		01.01						
	1.6 i 16V T.Spark	77		01.01		13.0470-2867.2	LD2867		23517 16,6 /S	LUC
	1.6 i 16V T.Spark	88		01.01						
	1.9 JTD	74		06.03						
	1.9 JTD	85		01.01						
	1.9 JTD 16V			11.02						
	1.9 JTDM 16V			07.05						
	1.9 JTDM 8V	88		07.05						
	2.0 i 16V T.Spark	110		01.01						
	3.2 GTA	184		02.03		13.0470-2867.2	LD2867		23517 16,6 /S	LUC

ALFA ROMEO 156 (97-05)

	1.6 i 16V T.Spark			03.00	07.05	13.0470-7139.2	LD7139		23140 19,4 +/WK	ATE
	1.8 i 16V T.Spark			03.00	07.05					
	1.9 JTD			03.00	07.05					
	1.9 JTD 16V	103		11.02	07.05	13.0470-7140.2	LD7140		23289 19,3 +/WK	ATE
	2.0 i 16V T.Spark			03.00	07.05					
	2.0 JTS	122		03.02	07.05					
	2.4 JTD	100		03.00	10.00					
	2.4 JTD	103		10.00	07.05					
	2.5 i V6			03.00	07.05					
	1.9 JTD 16V	110		07.04	07.05	13.0470-4803.2	LD4803		23092 15,6 +/WK/Zub	BRE
	1.6 i 16V T.Spark			03.02	07.05	13.0470-2867.2	LD2867		23517 16,6 /S	LUC
	1.8 i 16V T.Spark			03.02	07.05					
	1.9 JTD			03.02	07.05					
	1.9 JTD 16V	103		11.02	07.05					
	1.9 JTD 16V	110		07.04	07.05					
	2.0 i 16V T.Spark			03.02	07.05					
	2.0 JTS	122		03.02	07.05					
	2.4 JTD	103		03.02	07.05					
	2.4 JTD	110		03.02	07.05					
	2.4 JTD	129		10.03	07.05					
	2.5 i V6			03.02	07.05					
	3.2 GTA			03.02	07.05	13.0470-2867.2	LD2867		23517 16,6 /S	LUC

ALFA ROMEO 159 (05-11)

	1.8 MPI	103		03.07	10.11	13.0470-7211.2	LD7211		24339 20,5 +/WK	ATE
	1.9 JTDM 16V			06.05	10.11					
	1.9 JTDM 8V			06.05	10.11					
	1.9 JTS	118		06.05	10.11					
	2.2 JTS	136		06.05	10.11					
	2.4 JTDM 20V	147		06.05	12.06	13.0470-4971.2	LD4971		23092 16,0 +/WK	BRE
	3.2 JTS Q4	191		12.05	12.06					
	2.4 JTDM 20V	147		01.07	10.11	13.0470-4851.2	LD4851		23092 16,0 +/WK	BRE
	2.4 JTDM 20V	154		05.07	10.11					
	2.4 JTDM 20V Q4	154		05.07	10.11					
	3.2 JTS	191		02.08	10.11					
	3.2 JTS Q4	191		01.07	10.11					
	1.8 MPI	103		03.07	10.11	13.0470-2707.2	LD2707		23760 17,9 /S	LUC
	1.8 Tbi	147		05.09	10.11					
	1.9 JTDM 16V			06.05	10.11					
	1.9 JTDM 8V			06.05	10.11					
	1.9 JTS	118		06.05	10.11					
	2.0 JTDM	100		06.10	10.11					
	2.0 JTDM	120		05.09	10.11					
	2.0 JTDM	125		05.09	10.11					
	2.2 JTS	136		06.05	10.11					
	2.4 JTDM 20V	147		06.05	10.11					
	2.4 JTDM 20V	154		05.07	10.11					
	2.4 JTDM 20V Q4	154		05.07	10.11					
	3.2 JTS	191		02.08	10.11					
	3.2 JTS Q4	191		12.05	10.11					

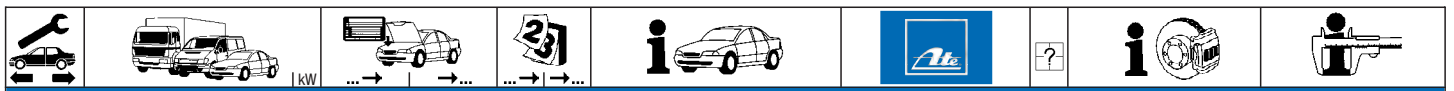
ALFA ROMEO 166 (98-07)

	2.0 i V6 Turbo			10.98	12.07	13.0470-4971.2	LD4971		23092 16,0 +/WK	BRE
	2.4 JTD	129		10.03	12.07					
	2.5 i V6			10.98	12.07					
	3.0 i V6			10.98	12.07					
	3.2 i V6			10.03	12.07					

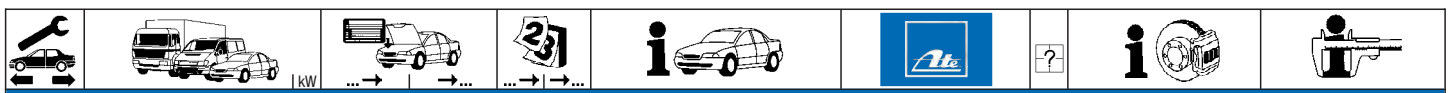
ALFA ROMEO BRERA (06-11)

	2.2 JTS	136		12.05	09.11	13.0470-7211.2	LD7211		24339 20,5 +/WK	ATE
	1.8 Tbi	147		05.09	09.11	13.0470-4971.2	LD4971		23092 16,0 +/WK	BRE
	2.4 JTDM 20V	147		12.05	09.11					
	2.4 JTDM 20V	154		02.07	09.11					
	3.2 JTS	191		03.08	09.11					
	3.2 JTS Q4	191		12.05	09.11					





ALFA ROMEO BRERA (06-11)												
	2.0 JTDM	125		05.09	09.11			13.0470-2707.2	LD2707		23760 17,9 /S	LUC
	2.2 JTS	136		12.05	09.11							
	1.8 TBi	147		05.09	09.11			13.0470-2707.2	LD2707		23760 17,9 /S	LUC
	2.4 JTDM 20V	147		12.05	09.11							
	2.4 JTDM 20V	154		02.07	09.11							
	3.2 JTS	191		03.08	09.11							
	3.2 JTS Q4	191		12.05	09.11							
ALFA ROMEO GIULIETTA (10-)												
	1.4 TB	88		04.10				13.0470-7273.2	LD7273	- Sonderbremszange	XXXXX 18,2 +WK	ATE
	1.6 JTDM	77		04.10								
	2.0 JTDM	103		04.10				13.0470-7269.2	LD7269	- Sonderbremszange	XXXXX 19,5 +WK	ATE
	2.0 JTDM	125		04.10								
ALFA ROMEO GT (04-10)												
	1.8 TS	103	3286797	11.03				13.0470-7181.2	LD7181		21636 19,3 +WK	ATE
	1.9 JTD	110	3286797	11.03								
	2.0 JTS	121	3286797	11.03								
	1.8 TS	103	3286798		07.10			13.0470-7140.2	LD7140		23289 19,3 +WK	ATE
	1.9 JTD	110	3286798		07.10							
	1.9 JTD	125		05.08	07.10							
	2.0 JTS	121	3286798		07.10							
	1.8 TS	103		11.03	07.10			13.0470-2867.2	LD2867		23517 16,6 /S	LUC
	1.9 JTD	110		11.03	07.10							
	1.9 JTD	125		05.08	07.10							
	2.0 JTS	121		11.03	07.10							
	3.2 i V6	176		11.03	07.10							
ALFA ROMEO MITO (08-)												
	1.4 i 16V	58		08.08				13.0470-3826.2	LD3826		23706 18,0 +WK/Zub/SBOS	
	1.4 i 16V	70		08.08								
	1.3 JTDM	62		01.11				13.0470-3984.2	LD3984		23711 19,4 +WK/S	BOS
	1.3 JTDM	66		08.08								
	1.3 JTDM	70		10.09								
	1.4	88		08.08								
	1.4 TB	99		09.09								
	1.6 JTD	88		08.08								
	1.6 JTDM	85		09.08								
	0.9	63		07.11				13.0470-3812.2	LD3812	+ Sonderbremszange	23714 17,6 /S	BOS
	1.3 JTDM	62		01.11								
	1.3 JTDM	66		08.08								
	1.3 JTDM	70		10.09								
	1.4	88		08.08								
	1.4 i 16V	58		08.08								
	1.4 i 16V	70		08.08								
	1.4 TB	99		09.09								
	1.4 TB	114		08.08								
	1.4 TB	125		10.09								
	1.4 Turbo	110		09.08								
	1.6 JTD	88		08.08								
	1.6 JTDM	85		09.09								
ALFA ROMEO SPIDER (06-11)												
	2.2 JTS	136		04.06	09.11			13.0470-7211.2	LD7211		24339 20,5 +WK	ATE
	2.4 JTDM 20V	147		02.07	09.11			13.0470-4971.2	LD4971		23092 16,0 +WK	BRE
	2.4 JTDM 20V	154		05.07	09.11							
	3.2 JTS	191		03.08	09.11							
	3.2 JTS Q4	191		04.06	09.11							
	2.2 JTS	136		04.06	09.11			13.0470-2707.2	LD2707		23760 17,9 /S	LUC
	2.4 JTDM 20V	147		02.07	09.11			13.0470-2707.2	LD2707		23760 17,9 /S	LUC
	2.4 JTDM 20V	154		05.07	09.11							
	3.2 JTS	191		03.08	09.11							
	3.2 JTS Q4	191		04.06	09.11							
AUDI A1 / A1 Sportback (10-)												
	1.2 TFSI	63		05.10		PR: 1ZG		13.0470-7111.2	LD7111		23130 19,6 +	VW
	1.4 TFSI	90		05.10		PR: 1ZG						
	1.4 TFSI	103		04.12		PR: 1ZG						
	1.4 TFSI	136		11.10		PR: 1ZG						
	1.6 TDI	66		05.10		PR: 1ZG						
	1.6 TDI	77		05.10		PR: 1ZG						
	2.0 TDI	105		09.11		PR: 1ZG						
	1.2 TFSI	63		05.10		PR: 1ZC		13.0470-7184.2	LD7184		23587 20,6 +WK	ATE
	1.4 TFSI	90		05.10		PR: 1ZC						
	1.4 TFSI	103		04.12		PR: 1ZC						
	1.4 TFSI	136		11.10		PR: 1ZC						
	1.6 TDI	66		05.10		PR: 1ZC						
	1.6 TDI	77		05.10		PR: 1ZC						
	2.0 TDI	105		09.11		PR: 1ZC						
	1.2 TFSI	63		05.10		PR: 1KT		13.0470-2894.2	LD2894		20961 17,4 /S	LUC
1.4 TFSI	90		05.10		PR: 1KT							
1.4 TFSI	103		04.12		PR: 1KT							
1.4 TFSI	136		11.10		PR: 1KT							
1.6 TDI	66		05.10		PR: 1KT							
1.6 TDI	77		05.10		PR: 1KT							
2.0 TDI	105		09.11		PR: 1KT							



AUDI A2 (00-05)

	1.4	55		06.00	07.05	13.0470-7117.2	LD7117		23131 19,6 +/WK	VW
	1.4 TDI	55		06.00	07.05					
	1.4 TDI	66		11.03	07.05					
	1.6 FSI	81		05.02	07.05					
	1.4 TDI	66		11.03	07.05	13.0470-2820.2	LD2820		20961 17,2 /S	LUC
	1.6 FSI	81		05.02	07.05	13.0470-2886.2	LD2886		20961 16,2 /S	LUC


AUDI A3 (96-03)

	1.6	75	8L-X-800000	09.96		13.0470-7111.2	LD7111		23130 19,6 +	VW					
	1.8	92	8L-X-800000	09.96											
	1.9 TDI	66	8L-X-800000	09.96											
	1.9 TDI	81	8L-X-800000	03.97											
	1.6	75	8L-Y-000001		06.03										
	1.8	92	8L-Y-000001		06.03	13.0470-7117.2	LD7117		23131 19,6 +/WK	VW					
	1.9 TDI	66	8L-Y-000001		06.01										
	1.9 TDI	74		09.00	06.03										
	1.9 TDI	81	8L-Y-000001		06.01										
	1.8 Quattro	92													
	1.8 T	110	8L-X-800000	08.98		13.0470-7081.2	LD7081		21911 20,3 +	ATE					
	1.8 T	132	8L-X-800000	12.96											
	1.8 T Quattro	110	8L-X-800000	08.98											
	1.8 T Quattro	132	8L-X-800000	10.98											
	S3 Quattro		8L-X-800000	08.98											
	1.8 Quattro	92	8L-Y-000001		06.03	13.0470-7122.2	LD7122		23392 20,3 +/WK	ATE					
	1.8 T	110	8L-Y-000001		06.03										
	1.8 T	132	8L-Y-000001		06.03										
	1.8 T Quattro	110	8L-Y-000001		06.03										
	1.8 T Quattro	132	8L-Y-000001		06.03										
	1.9 TDI	96		09.00	06.03										
	1.9 TDI Quattro	96		09.00	06.03										
	S3 Quattro		8L-Y-000001		06.03										
	1.6	75		09.96	06.03						13.0470-2820.2	LD2820		20961 17,2 /S	LUC
	1.8	92		09.96	06.03										
	1.8 Quattro	92		08.98	06.03	13.0470-2886.2	LD2886		20961 16,2 /S	LUC					
	1.8 T	110		12.96	06.03										
	1.8 T	132		12.98	06.03										
	1.8 T Quattro	110		08.98	06.03										
	1.8 T Quattro	132		10.98	06.03										
	1.9 TDI	66		09.96	06.01										
	1.9 TDI	74		09.00	06.03										
	1.9 TDI	81		03.97	06.01										
	1.9 TDI	96		09.00	06.03										
	1.9 TDI Quattro	96		09.00	06.03										
	S3 Quattro			08.98	06.03										

AUDI A3 / A3 Sportback (03-)

	1.2 TSI	77		04.10	PR: 1ZF,1ZM	13.0470-7117.2	LD7117		23131 19,6 +/WK	VW
	1.4 TFSI	92		07.07	PR: 1ZF,1ZM					
	1.6	75		05.03	PR: 1ZF,1ZM					
	1.6 FSI	85		08.03	PR: 1ZF,1ZM					
	1.6 TDI	66		05.09	PR: 1ZF,1ZM					
	1.6 TDI	77		05.09	PR: 1ZF,1ZM					
	1.8 TFSI	118		01.07	PR: 1ZF,1ZM					
	1.8 TFSI quattro	118		05.08	PR: 1ZF,1ZM					
	1.9 TDI	77		06.03	PR: 1ZF,1ZM					
	2.0 FSI	110		05.03	PR: 1ZF,1ZM					
	2.0 TDI	100		05.03	PR: 1ZF,1ZM					
	2.0 TDI	103		05.03	PR: 1ZF,1ZM					
	2.0 TDI	120		06.06	06.08 PR: 1ZF,1ZM					
	2.0 TDI	125		03.06	PR: 1ZF,1ZM					
	2.0 TDI quattro	100		05.03	PR: 1ZF,1ZM					
	2.0 TDI quattro	103		08.04	PR: 1ZF,1ZM					
	2.0 TDI quattro	125		03.06	PR: 1ZF,1ZM					
	2.0 TFSI	147		06.04	PR: 1ZF,1ZM					
	2.0 TFSI quattro	147		06.04	PR: 1ZF,1ZM					
	3.2 quattro	184		03.06	PR: 1ZF,1ZM					
	1.2 TSI	77		04.10	PR: 1ZE,1ZP,1ZD,1LJ	13.0470-7184.2	LD7184		23587 20,6 +/WK	ATE
	1.4 TFSI	92		07.07	PR: 1ZE,1ZP,1ZD,1LJ					
	1.6	75		05.03	PR: 1ZE,1ZP,1ZD,1LJ					
	1.6 FSI	85		08.03	PR: 1ZE,1ZP,1ZD,1LJ					
	1.6 TDI	66		05.09	PR: 1ZE,1ZP,1ZD,1LJ					
	1.6 TDI	77		05.09	PR: 1ZE,1ZP,1ZD,1LJ					
	1.8 TFSI	118		01.07	PR: 1ZE,1ZP,1ZD,1LJ					
	1.8 TFSI quattro	118		05.08	PR: 1ZE,1ZP,1ZD,1LJ					
	1.9 TDI	77		06.03	PR: 1ZE,1ZP,1ZD,1LJ					
	2.0 FSI	110		05.03	PR: 1ZE,1ZP,1ZD,1LJ					
	2.0 TDI	100		05.03	PR: 1ZE,1ZP,1ZD,1LJ					
	2.0 TDI	103		05.03	PR: 1ZE,1ZP,1ZD,1LJ					
	2.0 TDI	120		06.06	06.08 PR: 1ZE,1ZP,1ZD,1LJ					
	2.0 TDI	125		03.06	PR: 1ZE,1ZP,1ZD,1LJ					
	2.0 TDI quattro	100		05.03	PR: 1ZE,1ZP,1ZD,1LJ					
	2.0 TDI quattro	103		08.04	PR: 1ZE,1ZP,1ZD,1LJ					
	2.0 TDI quattro	125		03.06	PR: 1ZE,1ZP,1ZD,1LJ					
	2.0 TFSI	147		06.04	PR: 1ZE,1ZP,1ZD,1LJ					
2.0 TFSI quattro	147		06.04	PR: 1ZE,1ZP,1ZD,1LJ						



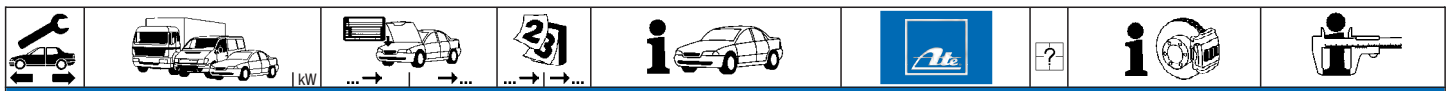


AUDI A3 / A3 Sportback (03-)

	3.2 quattro	184	03.06	PR: 1ZE,1ZP,1ZD,1LJ	13.0470-7184.2	LD7184	23587 20,6 +/WK	ATE
	1.2 TSI	77	04.10	PR: 1LK	13.0470-7200.2	LD7200	23801 20,3 +/WK	ATE
	1.4 TFSI	92	07.07	PR: 1LK				
	1.6	75	05.03	PR: 1LK				
	1.6 FSI	85	08.03	PR: 1LK				
	1.6 TDI	66	05.09	PR: 1LK				
	1.6 TDI	77	05.09	PR: 1LK				
	1.8 TFSI	118	01.07	PR: 1LK				
	1.8 TFSI quattro	118	05.08	PR: 1LK				
	1.9 TDI	77	06.03	PR: 1LK				
	2.0 FSI	110	05.03	PR: 1LK				
	2.0 TDI	100	05.03	PR: 1LK				
	2.0 TDI	103	05.03	PR: 1LK				
	2.0 TDI	120	06.06	06.08 PR: 1LK				
	2.0 TDI	125	03.06	PR: 1LK				
	2.0 TDI quattro	100	05.03	PR: 1LK				
	2.0 TDI quattro	103	08.04	PR: 1LK				
	2.0 TDI quattro	125	03.06	PR: 1LK				
	2.0 TFSI	147	06.04	PR: 1LK				
	2.0 TFSI quattro	147	06.04	PR: 1LK				
	3.2 quattro	184	03.06	PR: 1LK				
	S3 quattro	188	07.08		13.0470-7227.2	LD7227	23801 20,4 +/WK	ATE
	S3 quattro	195	11.06					
	1.2 TSI	77	04.10	PR: 1KQ,1KD	13.0470-2894.2	LD2894	20961 17,4 /S	LUC
	1.4 TFSI	92	07.07	PR: 1KQ,1KD				
	1.6	75	05.03	PR: 1KQ,1KD				
	1.6 FSI	85	08.03	PR: 1KQ,1KD				
	1.6 TDI	66	05.09	PR: 1KQ,1KD				
	1.6 TDI	77	05.09	PR: 1KQ,1KD				
	1.8 TFSI	118	01.07	PR: 1KQ,1KD				
	1.9 TDI	77	06.03	PR: 1KQ,1KD				
	2.0 FSI	110	05.03	PR: 1KQ,1KD				
	2.0 TDI	100	05.03	PR: 1KQ,1KD				
	2.0 TDI	103	05.03	PR: 1KQ,1KD				
	2.0 TDI	120	06.06	06.08 PR: 1KQ,1KD				
	2.0 TDI	125	03.06	PR: 1KQ,1KD				
	2.0 TFSI	147	06.04	PR: 1KQ,1KD				
	1.2 TSI	77	04.10	PR: 1KE,1KZ	13.0470-2880.2	LD2880	23914 17,1 /WE/S	LUC
	1.4 TFSI	92	07.07	PR: 1KE,1KZ				
	1.6	75	05.03	PR: 1KE,1KZ				
	1.6 FSI	85	08.03	PR: 1KE,1KZ				
	1.6 TDI	66	05.09	PR: 1KE,1KZ				
	1.6 TDI	77	05.09	PR: 1KE,1KZ				
	1.8 TFSI	118	01.07	PR: 1KE,1KZ				
	1.8 TFSI quattro	118	05.08	PR: 1KJ				
	1.9 TDI	77	06.03	PR: 1KE,1KZ				
	2.0 FSI	110	05.03	PR: 1KE,1KZ				
	2.0 TDI	100	05.03	PR: 1KE,1KZ				
	2.0 TDI	103	05.03	PR: 1KE,1KZ				
	2.0 TDI	120	06.06	06.08 PR: 1KE,1KZ				
	2.0 TDI	120	06.06	06.08 PR: 1KF,1KJ,1KU				
	2.0 TDI	125	03.06	PR: 1KE,1KZ				
	2.0 TDI quattro	100	05.03	PR: 1KF,1KJ,1KU				
	2.0 TDI quattro	103	08.04	PR: 1KF,1KJ,1KU				
	2.0 TDI quattro	125	03.06	PR: 1KF,1KJ,1KU				
	2.0 TFSI	147	06.04	PR: 1KE,1KZ				
	2.0 TFSI quattro	147	06.04	PR: 1KF,1KJ,1KU				
	3.2 quattro	184	07.03	PR: 1KJ				
	3.2 quattro	184	07.03	PR: 2EA	13.0470-2887.2	LD2887	23914 17,1 /WE/S	LUC
	RS 3 quattro	250	04.11					
	S3 quattro	188	07.08	PR: 1KW				
	S3 quattro	195	11.06	PR: 1KW				

AUDI A3 Cabrio (08-)

	1.2 TSI	77	03.10	PR: 1ZF	13.0470-7117.2	LD7117	23131 19,6 +/WK	VW
	1.4 TFSI	92	01.11	PR: 1ZF				
	1.6	75	09.08	PR: 1ZF				
	1.6 TDI	77	05.09	PR: 1ZF				
	1.8 TFSI	118	04.08	PR: 1ZF				
	1.9 TDI	77	04.08	PR: 1ZF				
	2.0 TDI	100	04.08	PR: 1ZF				
	2.0 TDI	103	04.08	PR: 1ZF				
	2.0 TFSI	147	04.08	PR: 1ZF				
	1.2 TSI	77	03.10	PR: 1ZE	13.0470-7184.2	LD7184	23587 20,6 +/WK	ATE
	1.4 TFSI	92	01.11	PR: 1ZE				
	1.6	75	09.08	PR: 1ZE				
	1.6 TDI	77	05.09	PR: 1ZE				
	1.8 TFSI	118	04.08	PR: 1ZE				
	1.9 TDI	77	04.08	PR: 1ZE				
	2.0 TDI	100	04.08	PR: 1ZE				
	2.0 TDI	103	04.08	PR: 1ZE				
	2.0 TFSI	147	04.08	PR: 1ZE				
	1.2 TSI	77	03.10	PR: 1LJ	13.0470-7184.2	LD7184	23587 20,6 +/WK	ATE
	1.4 TFSI	92	01.11	PR: 1LJ				
	1.6	75	09.08	PR: 1LJ				
	1.6 TDI	77	05.09	PR: 1LJ				



AUDI A3 Cabrio (08-)										
	1.8 TFSI	118		04.08	PR: 1LJ	13.0470-7184.2	LD7184		23587 20,6 +/WK	ATE
	1.9 TDI	77		04.08	PR: 1LJ					
	2.0 TDI	100		04.08	PR: 1LJ					
	2.0 TDI	103		04.08	PR: 1LJ					
	2.0 TFSI	147		04.08	PR: 1LJ					
	1.2 TSI	77		03.10	PR: 1KD	13.0470-2894.2	LD2894		20961 17,4 /S	LUC
	1.4 TFSI	92		01.11	PR: 1KD					
	1.6	75		09.08	PR: 1KD					
	1.6 TDI	77		05.09	PR: 1KD					
	1.8 TFSI	118		04.08	PR: 1KD					
	1.9 TDI	77		04.08	PR: 1KD					
	2.0 TDI	100		04.08	PR: 1KD					
	2.0 TDI	103		04.08	PR: 1KD					
	2.0 TFSI	147		04.08	PR: 1KD					
	1.2 TSI	77		03.10	PR: 1KZ					
1.4 TFSI	92		01.11	PR: 1KZ						
1.6	75		09.08	PR: 1KZ						
1.6 TDI	77		05.09	PR: 1KZ						
1.8 TFSI	118		04.08	PR: 1KZ						
1.9 TDI	77		04.08	PR: 1KZ						
2.0 TDI	100		04.08	PR: 1KZ						
2.0 TDI	103		04.08	PR: 1KZ						
2.0 TFSI	147		04.08	PR: 1KZ						


AUDI A4 (B5) (95-01)										
	1.8	85	8D-V-054061	07.95	+ (V) / + GUS-Staaten ¹⁾	13.0470-7110.2	LD7110		23018 20,3 +/WK	ATE
	1.8	92	8D-V-054061	11.94						
	1.8	95	8D-V-054061	01.95						
	1.8 T			05.95	04.01					
	1.9 TDI	81		02.96	04.01					
	1.9 TDI	85		01.98	04.01					
	2.4			07.95	07.97 + (T)					
	2.4	121		08.97	04.01					
	2.5 TDI			08.97	04.01					
	2.6			11.94	04.01					
	2.8	128		11.94	07.97					
	2.8	142		03.96	04.01					
	1.8 T quattro	110		02.99	04.01					
	1.8 T quattro	132		02.99	04.01					
	1.9 TDI quattro	81		02.99	04.01					
1.9 TDI quattro	85		02.99	04.01						
2.4 quattro			02.99	04.01						
2.5 TDI quattro			02.99	04.01						
2.6 quattro			02.99	04.01						
2.8 quattro	142		02.99	04.01						
	1.6		8D-V-160001	04.01		13.0470-2837.2	LD2837		21945 19,6 +/WK/S	LUC
	1.8	85	8D-V-054062	04.01	+ (V) / + GUS-Staaten ¹⁾					
	1.8	92	8D-V-054062	04.01						
	1.8	95	8D-V-054062	04.01						
	1.8 quattro	85	8D-V-054062	04.01	+ GUS-Staaten ²⁾					
	1.8 quattro	92	8D-V-054062	04.01						
	1.9 TDI	55	8D-V-160001	04.01						
	1.9 TDI	66	8D-V-160001	04.01						
	1.6		8D-V-160001	04.01		13.0470-2820.2	LD2820		20961 17,2 /S	LUC
	1.8		8D-V-160001	04.01						
	1.8 T		8D-V-160001	04.01						
	1.9 TDI	55	8D-V-160001	04.01						
	1.9 TDI	66	8D-V-160001	04.01						
	1.9 TDI	81	8D-V-160001	04.01						
	1.9 TDI	85		01.98	04.01					
	2.4		8D-V-160001	07.97	+ (T)					
	2.4	121		08.97	04.01					
	2.5 TDI			08.97	04.01					
	2.6		8D-V-160001	04.01						
	2.8	128	8D-V-160001	07.97						
	2.8	142	8D-V-160001	04.01						
	S4 quattro			10.97	04.01					

AUDI A4 (B6/B7) (01-08)										
	1.6	75		12.00	11.08 PR: 1LZ	13.0470-2837.2	LD2837		21945 19,6 +/WK/S	LUC
	1.8 T	110		12.00	11.08 PR: 1LZ					
	1.8 T	120		07.02	11.08 PR: 1LZ					
	1.8 T	125		07.01	11.08 PR: 1LZ					
	1.8 T	140		11.02	11.08 PR: 1LZ					
	1.8 T Quattro	110		12.00	11.08 PR: 1LZ					
	1.8 T Quattro	120		07.02	11.08 PR: 1LZ					
	1.8 T Quattro	125		07.01	11.08 PR: 1LZ					
	1.8 T Quattro	140		11.02	11.08 PR: 1LZ					
	1.9 TDI	74		04.01	11.08 PR: 1LZ					
	1.9 TDI	85		06.04	11.08 PR: 1LZ					
	1.9 TDI	96		12.00	11.08 PR: 1LZ					
	1.9 TDI Quattro			12.00	11.08 PR: 1LZ					
	2.0	96		12.00	11.08 PR: 1LZ					
	2.0 FSI	110		07.02	11.08 PR: 1LZ					
	2.0 TDI	100		11.04	11.08 PR: 1LZ					
	2.0 TDI	103		11.04	11.08 PR: 1LZ					
	2.0 TDI	125		06.06	11.08 PR: 1LZ					

¹⁾ + (V) / + GUS States / + (V) / + Stati del GUS / + (V) / + Etats de la CEI / + (V) / + estados del GUS

²⁾ + GUS States / + Stati del GUS / + Etats de la CEI / + estados del GUS





AUDI A4 (B6/B7) (01-08)

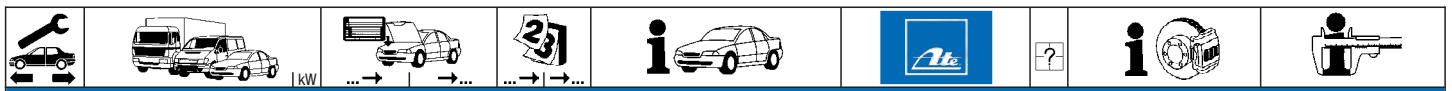
	2.0 TDI Quattro	103	01.06	11.08	PR: 1LZ	13.0470-2837.2	LD2837		21945 19,6 +/WK/S	LUC					
	2.0 TDI Quattro	125	06.06	11.08	PR: 1LZ										
	2.0 TFSI	147	11.04	11.08	PR: 1LZ										
	2.0 TFSI	162	06.05	11.08	PR: 1LZ										
	2.0 TFSI Quattro	147	11.04	11.08	PR: 1LZ										
	2.0 TFSI Quattro	162	06.05	11.08	PR: 1LZ										
	2.4		09.01	11.08	PR: 1LZ										
	2.5 TDI		12.00	11.08	PR: 1LZ										
	2.5 TDI Quattro		12.00	11.08	PR: 1LZ										
	2.7 TDI	120	11.05	11.08	PR: 1LZ										
	2.7 TDI	132	01.06	11.08	PR: 1LZ										
	3.0		12.00	11.08	PR: 1LZ										
	3.0 Quattro		12.00	11.08	PR: 1LZ										
	3.0 TDI Quattro	150	11.04	11.08	PR: 1LZ										
	3.0 TDI Quattro	171	01.06	11.08	PR: 1LZ										
	3.2 FSI	188	01.05	11.08	PR: 1LZ										
	3.2 FSI Quattro	188	01.05	11.08	PR: 1LZ										
	1.6	75	12.00	11.08	PR: 1LB,1LE,1LF,1LT						13.0470-7110.2	LD7110		23018 20,3 +/WK	ATE
	1.8 T	110	12.00	11.08	PR: 1LB,1LE,1LF,1LT										
	1.8 T	120	07.02	11.08	PR: 1LB,1LE,1LF,1LT										
1.8 T	125	07.01	11.08	PR: 1LB,1LE,1LF,1LT											
1.8 T	140	11.02	11.08	PR: 1LB,1LE,1LF,1LT											
1.8 T Quattro	110	12.00	11.08	PR: 1LB,1LE,1LF,1LT											
1.8 T Quattro	120	07.02	11.08	PR: 1LB,1LE,1LF,1LT											
1.8 T Quattro	125	07.01	11.08	PR: 1LB,1LE,1LF,1LT											
1.8 T Quattro	140	11.02	11.08	PR: 1LB,1LE,1LF,1LT											
1.9 TDI	74	04.01	11.08	PR: 1LB,1LE,1LF,1LT											
1.9 TDI	85	06.04	11.08	PR: 1LB,1LE,1LF,1LT											
1.9 TDI	96	12.00	11.08	PR: 1LB,1LE,1LF,1LT											
1.9 TDI Quattro		12.00	11.08	PR: 1LB,1LE,1LF,1LT											
2.0	96	12.00	11.08	PR: 1LB,1LE,1LF,1LT											
2.0 FSI	110	07.02	11.08	PR: 1LB,1LE,1LF,1LT											
2.0 TDI	100	11.04	11.08	PR: 1LB,1LE,1LF,1LT											
2.0 TDI	103	11.04	11.08	PR: 1LB,1LE,1LF,1LT											
2.0 TDI	125	06.06	11.08	PR: 1LB,1LE,1LF,1LT											
2.0 TDI Quattro	103	01.06	11.08	PR: 1LB,1LE,1LF,1LT											
2.0 TDI Quattro	125	06.06	11.08	PR: 1LB,1LE,1LF,1LT											
2.0 TFSI	147	11.04	11.08	PR: 1LB,1LE,1LF,1LT											
2.0 TFSI	162	06.05	11.08	PR: 1LB,1LE,1LF,1LT											
2.0 TFSI Quattro	147	11.04	11.08	PR: 1LB,1LE,1LF,1LT											
2.0 TFSI Quattro	162	06.05	11.08	PR: 1LB,1LE,1LF,1LT											
2.4		09.01	11.08	PR: 1LB,1LE,1LF,1LT											
2.5 TDI		12.00	11.08	PR: 1LB,1LE,1LF,1LT											
2.5 TDI Quattro		12.00	11.08	PR: 1LB,1LE,1LF,1LT											
2.7 TDI	120	11.05	11.08	PR: 1LB,1LE,1LF,1LT											
2.7 TDI	132	01.06	11.08	PR: 1LB,1LE,1LF,1LT											
3.0		12.00	11.08	PR: 1LB,1LE,1LF,1LT											
3.0 Quattro		12.00	11.08	PR: 1LB,1LE,1LF,1LT											
3.0 TDI Quattro	150	11.04	11.08	PR: 1LB,1LE,1LF,1LT											
3.0 TDI Quattro	171	01.06	11.08	PR: 1LB,1LE,1LF,1LT											
3.2 FSI	188	01.05	11.08	PR: 1LB,1LE,1LF,1LT											
3.2 FSI Quattro	188	01.05	11.08	PR: 1LB,1LE,1LF,1LT											
1.6	75	12.00	11.08	PR: 1LA,1LC	13.0470-7201.2	LD7201		23763 20,3 +/WK	ATE						
1.8 T	110	12.00	11.08	PR: 1LA,1LC											
1.8 T	120	07.02	11.08	PR: 1LA,1LC											
1.8 T	125	07.01	11.08	PR: 1LA,1LC											
1.8 T	140	11.02	11.08	PR: 1LA,1LC											
1.8 T Quattro	110	12.00	11.08	PR: 1LA,1LC											
1.8 T Quattro	120	07.02	11.08	PR: 1LA,1LC											
1.8 T Quattro	125	07.01	11.08	PR: 1LA,1LC											
1.8 T Quattro	140	11.02	11.08	PR: 1LA,1LC											
1.9 TDI	74	04.01	11.08	PR: 1LA,1LC											
1.9 TDI	85	06.04	11.08	PR: 1LA,1LC											
1.9 TDI	96	12.00	11.08	PR: 1LA,1LC											
1.9 TDI Quattro		12.00	11.08	PR: 1LA,1LC											
2.0	96	12.00	11.08	PR: 1LA,1LC											
2.0 FSI	110	07.02	11.08	PR: 1LA,1LC											
2.0 TDI	100	11.04	11.08	PR: 1LA,1LC											
2.0 TDI	103	11.04	11.08	PR: 1LA,1LC											
2.0 TDI	125	06.06	11.08	PR: 1LA,1LC											
2.0 TDI Quattro	103	01.06	11.08	PR: 1LA,1LC											
2.0 TDI Quattro	125	06.06	11.08	PR: 1LA,1LC											
2.0 TFSI	147	11.04	11.08	PR: 1LA,1LC											
2.0 TFSI	162	06.05	11.08	PR: 1LA,1LC											
2.0 TFSI Quattro	147	11.04	11.08	PR: 1LA,1LC											
2.0 TFSI Quattro	162	06.05	11.08	PR: 1LA,1LC											
2.4		09.01	11.08	PR: 1LA,1LC											
2.5 TDI		12.00	11.08	PR: 1LA,1LC											
2.5 TDI Quattro		12.00	11.08	PR: 1LA,1LC											
2.7 TDI	120	11.05	11.08	PR: 1LA,1LC											
2.7 TDI	132	01.06	11.08	PR: 1LA,1LC											
3.0		12.00	11.08	PR: 1LA,1LC											
3.0 Quattro		12.00	11.08	PR: 1LA,1LC											
3.0 TDI Quattro	150	11.04	11.08	PR: 1LA,1LC											
3.0 TDI Quattro	171	01.06	11.08	PR: 1LA,1LC											
3.2 FSI	188	01.05	11.08	PR: 1LA,1LC											
3.2 FSI Quattro	188	01.05	11.08	PR: 1LA,1LC											



AUDI A4 (B6/B7) (01-08)

	1.6	75	8E-4-180000	12.00	PR: 1KD	13.0470-2820.2	LD2820		20961 17,2 /S	LUC
	1.8 T	110	8E-4-180000	12.00	PR: 1KD					
	1.8 T	120	8E-4-180000	07.02	PR: 1KD					
	1.8 T	125	8E-4-180000	07.01	PR: 1KD					
	1.8 T	140	8E-4-180000	11.02	PR: 1KD					
	1.8 T Quattro	110	8E-4-180000	12.00	PR: 1KD					
	1.8 T Quattro	120	8E-4-180000	07.02	PR: 1KD					
	1.8 T Quattro	125	8E-4-180000	07.01	PR: 1KD					
	1.8 T Quattro	140	8E-4-180000	11.02	PR: 1KD					
	1.9 TDI	74	8E-4-180000	04.01	PR: 1KD					
	1.9 TDI	96	8E-4-180000	12.00	PR: 1KD					
	1.9 TDI Quattro		8E-4-180000	12.00	PR: 1KD					
	2.0	96	8E-4-180000	12.00	PR: 1KD					
	2.0 FSI	110	8E-4-180000	07.02	PR: 1KD					
	2.4		8E-4-180000	09.01	PR: 1KD					
2.5 TDI		8E-4-180000	12.00	PR: 1KD						
2.5 TDI Quattro		8E-4-180000	12.00	PR: 1KD						
3.0		8E-4-180000	12.00	PR: 1KD						
3.0 Quattro		8E-4-180000	12.00	PR: 1KD						
	1.6	75	8E-4-180000	12.00	PR: 1KP	13.0470-2860.2	LD2860		23554 16,3 /WE/S	LUC
	1.8 T	110	8E-4-180000	12.00	PR: 1KP					
	1.8 T	120	8E-4-180000	07.02	PR: 1KP					
	1.8 T	125	8E-4-180000	07.01	PR: 1KP					
	1.8 T	140	8E-4-180000	11.02	PR: 1KP					
	1.8 T Quattro	110	8E-4-180000	12.00	PR: 1KP					
	1.8 T Quattro	120	8E-4-180000	07.02	PR: 1KP					
	1.8 T Quattro	125	8E-4-180000	07.01	PR: 1KP					
	1.8 T Quattro	140	8E-4-180000	11.02	PR: 1KP					
	1.9 TDI	74	8E-4-180000	04.01	PR: 1KP					
	1.9 TDI	96	8E-4-180000	12.00	PR: 1KP					
	1.9 TDI Quattro		8E-4-180000	12.00	PR: 1KP					
	2.0	96	8E-4-180000	12.00	PR: 1KP					
	2.0 FSI	110	8E-4-180000	07.02	PR: 1KP					
	2.4		8E-4-180000	09.01	PR: 1KP					
2.5 TDI		8E-4-180000	12.00	PR: 1KP						
2.5 TDI Quattro		8E-4-180000	12.00	PR: 1KP						
3.0		8E-4-180000	12.00	PR: 1KP						
3.0 Quattro		8E-4-180000	12.00	PR: 1KP						
	1.6	75	8E-4-180001	8E-7-300000	PR: 1KD,1KP	13.0470-2886.2	LD2886		20961 16,2 /S	LUC
	1.8 T	110	8E-4-180001	8E-7-300000	PR: 1KD,1KP					
	1.8 T	120	8E-4-180001	8E-7-300000	PR: 1KD,1KP					
	1.8 T	125	8E-4-180001	8E-7-300000	PR: 1KD,1KP					
	1.8 T	140	8E-4-180001	8E-7-300000	PR: 1KD,1KP					
	1.8 T Quattro	110	8E-4-180001	8E-7-300000	PR: 1KD,1KP					
	1.8 T Quattro	120	8E-4-180001	8E-7-300000	PR: 1KD,1KP					
	1.8 T Quattro	125	8E-4-180001	8E-7-300000	PR: 1KD,1KP					
	1.8 T Quattro	140	8E-4-180001	8E-7-300000	PR: 1KD,1KP					
	1.9 TDI	74	8E-4-180001	8E-7-300000	PR: 1KD,1KP					
	1.9 TDI	85	8E-4-180001	8E-7-300000	06.04					
	1.9 TDI	96	8E-4-180001	8E-7-300000	PR: 1KD,1KP					
	1.9 TDI Quattro		8E-4-180001	8E-7-300000	PR: 1KD,1KP					
	2.0	96	8E-4-180001	8E-7-300000	PR: 1KD,1KP					
	2.0 FSI	110	8E-4-180001	8E-7-300000	PR: 1KD,1KP					
2.0 TDI	103	8E-7-300000	11.04	PR: 1KD,1KP						
2.0 TDI	125	8E-7-300000	06.06	PR: 1KD,1KP						
2.0 TDI Quattro	103	8E-7-300000	01.06	PR: 1KD,1KP						
2.0 TDI Quattro	125	8E-7-300000	06.06	PR: 1KD,1KP						
2.4		8E-4-180001	8E-7-300000	PR: 1KD,1KP						
2.5 TDI		8E-4-180001	8E-7-300000	PR: 1KD,1KP						
2.5 TDI Quattro		8E-4-180001	8E-7-300000	PR: 1KD,1KP						
3.0		8E-4-180001	8E-7-300000	PR: 1KD,1KP						
3.0 Quattro		8E-4-180001	8E-7-300000	PR: 1KD,1KP						
	1.6	75	8E-8-000001		11.08 PR: 1KD,1KP	13.0470-2886.2	LD2886		20961 16,2 /S	LUC
	1.8 T	110	8E-8-000001		11.08 PR: 1KD,1KP					
	1.8 T	120	8E-8-000001		11.08 PR: 1KD,1KP					
	1.8 T	125	8E-8-000001		11.08 PR: 1KD,1KP					
	1.8 T	140	8E-8-000001		11.08 PR: 1KD,1KP					
	1.8 T Quattro	110	8E-8-000001		11.08 PR: 1KD,1KP					
	1.8 T Quattro	120	8E-8-000001		11.08 PR: 1KD,1KP					
	1.8 T Quattro	125	8E-8-000001		11.08 PR: 1KD,1KP					
	1.8 T Quattro	140	8E-8-000001		11.08 PR: 1KD,1KP					
	1.9 TDI	74	8E-8-000001		11.08 PR: 1KD,1KP					
	1.9 TDI	85	8E-8-000001		11.08 PR: 1KD,1KP					
	1.9 TDI	96	8E-8-000001		11.08 PR: 1KD,1KP					
	1.9 TDI Quattro		8E-8-000001		11.08 PR: 1KD,1KP					
	2.0	96	8E-8-000001		11.08 PR: 1KD,1KP					
	2.0 FSI	110	8E-8-000001		11.08 PR: 1KD,1KP					
2.0 TDI	125	8E-8-000001		11.08 PR: 1KD,1KP						
2.0 TDI Quattro	103	8E-8-000001		11.08 PR: 1KD,1KP						
2.0 TDI Quattro	125	8E-8-000001		11.08 PR: 1KD,1KP						
2.4		8E-8-000001		11.08 PR: 1KD,1KP						
2.5 TDI		8E-8-000001		11.08 PR: 1KD,1KP						
2.5 TDI Quattro		8E-8-000001		11.08 PR: 1KD,1KP						
3.0		8E-8-000001		11.08 PR: 1KD,1KP						
3.0 Quattro		8E-8-000001		11.08 PR: 1KD,1KP						
	1.6	75	8E-5-400001		11.08 PR: 1KW	13.0470-2887.2	LD2887		23914 17,1 /WE/S	LUC
	1.8 T	110	8E-5-400001		11.08 PR: 1KW					





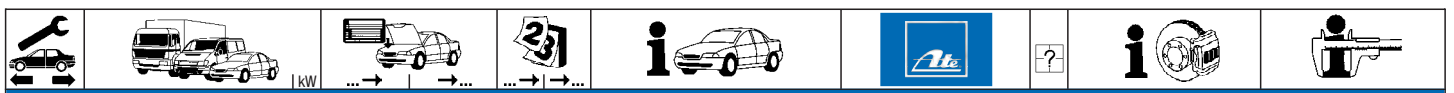
AUDI A4 (B6/B7) (01-08)

	1.8 T	120	8E-5-400001		11.08	PR: 1KW	13.0470-2887.2	LD2887		23914 17,1 /WE/S	LUC
	1.8 T	125	8E-5-400001		11.08	PR: 1KW					
	1.8 T	140	8E-5-400001		11.08	PR: 1KW					
	1.8 T Quattro	110	8E-5-400001		11.08	PR: 1KW					
	1.8 T Quattro	120	8E-5-400001		11.08	PR: 1KW					
	1.8 T Quattro	125	8E-5-400001		11.08	PR: 1KW					
	1.8 T Quattro	140	8E-5-400001		11.08	PR: 1KW					
	1.9 TDI	74	8E-5-400001		11.08	PR: 1KW					
	1.9 TDI	85	8E-5-400001		11.08	PR: 1KW					
	1.9 TDI	96	8E-5-400001		11.08	PR: 1KW					
	1.9 TDI Quattro	8E-5-400001			11.08	PR: 1KW					
	2.0	96	8E-5-400001		11.08	PR: 1KW					
	2.0 FSI	110	8E-5-400001		11.08	PR: 1KW					
	2.0 TDI	100	8E-5-400001		11.08	PR: 1KW					
	2.0 TDI	103	8E-5-400001		11.08	PR: 1KW					
	2.0 TDI	125		06.06	11.08	PR: 1KW					
	2.0 TDI Quattro	103		01.06	11.08	PR: 1KW					
	2.0 TDI Quattro	125		06.06	11.08	PR: 1KW					
	2.0 TFSI	147	8E-5-400001		11.08	PR: 1KW					
	2.0 TFSI	162	8E-5-400001		11.08	PR: 1KW					
	2.0 TFSI Quattro	147	8E-5-400001		11.08	PR: 1KW					
	2.0 TFSI Quattro	162	8E-5-400001		11.08	PR: 1KW					
	2.4	8E-5-400001			11.08	PR: 1KW					
	2.5 TDI	8E-5-400001			11.08	PR: 1KW					
	2.5 TDI Quattro	8E-5-400001			11.08	PR: 1KW					
	2.7 TDI	120		11.05	11.08	PR: 1KW					
	2.7 TDI	132		01.06	11.08	PR: 1KW					
	3.0	8E-5-400001			11.08	PR: 1KW					
	3.0 Quattro	8E-5-400001			11.08	PR: 1KW					
	3.0 TDI Quattro	150	8E-5-400001		11.08	PR: 1KW					
	3.0 TDI Quattro	171		01.06	11.08	PR: 1KW					
	3.2 FSI	188	8E-5-400001		11.08	PR: 1KW					
	3.2 FSI Quattro	188	8E-5-400001		11.08	PR: 1KW					
	S4 4.2	253		03.03	11.08		13.0470-2888.2	LD2888		23326 17,4 /WE/S	LUC

AUDI A4 (B8) Limousine (07-)

	1.8 TFSI	88		01.08	PR: 1LT,1LY	13.0470-7256.2	LD7256		24705 19,8 +/WK	ATE
	1.8 TFSI	118		11.07	PR: 1LT,1LY					
	1.8 TFSI	125		01.12	PR: 1LT,1LY					
	1.8 TFSI quattro	118		09.08	PR: 1LT,1LY					
	2.0 TDI	88		06.08	PR: 1LT,1LY					
	2.0 TDI	100		11.07	PR: 1LT,1LY					
	2.0 TDI	105		11.07	PR: 1LT,1LY					
	2.0 TDI	120		08.08	PR: 1LT,1LY					
	2.0 TDI	125		01.08	PR: 1LT,1LY					
	2.0 TDI quattro	125		01.08	PR: 1LT,1LY					
	2.0 TFSI	132		06.08	PR: 1LT,1LY					
	2.0 TFSI	155		06.08	PR: 1LT,1LY					
	2.0 TFSI quattro			06.08	PR: 1LT,1LY					
	2.7 TDI	120		11.07	PR: 1LT,1LY					
	2.7 TDI	140		11.07	PR: 1LT,1LY					
	3.0 TDI quattro	155		06.08	PR: 1LT,1LY					
	3.0 TDI quattro	176		11.07	PR: 1LT,1LY					
	3.2 FSI	195		09.08	PR: 1LT,1LY					
	3.2 FSI quattro	195		11.07	PR: 1LT,1LY					
	1.8 TFSI	88		01.08	PR: 1LA	13.0470-2746.2	LD2746		24743 19,2 +/WK/S	LUC
	1.8 TFSI	118		11.07	PR: 1LA					
	1.8 TFSI	125		01.12	PR: 1LA					
	1.8 TFSI quattro	118		09.08	PR: 1LA					
	2.0 TDI	88		06.08	PR: 1LA					
	2.0 TDI	100		11.07	PR: 1LA					
	2.0 TDI	105		11.07	PR: 1LA					
	2.0 TDI	120		08.08	PR: 1LA					
	2.0 TDI	125		01.08	PR: 1LA					
	2.0 TDI quattro	125		01.08	PR: 1LA					
	2.0 TFSI	132		06.08	PR: 1LA					
	2.0 TFSI	155		06.08	PR: 1LA					
	2.0 TFSI quattro			06.08	PR: 1LA					
	2.7 TDI	120		11.07	PR: 1LA					
	2.7 TDI	140		11.07	PR: 1LA					
	3.0 TDI quattro	155		06.08	PR: 1LA					
	3.0 TDI quattro	176		11.07	PR: 1LA					
	3.2 FSI	195		09.08	PR: 1LA					
	3.2 FSI quattro	195		11.07	PR: 1LA					
	1.8 TFSI	88		01.08	PR: 1KW	13.0470-2747.2	LD2747	elektrische Feststellbremse ¹⁾	24606 17,4 +/Zub/S	LUC
	1.8 TFSI	118		11.07	PR: 1KW					
	1.8 TFSI	125		01.12	PR: 1KW					
	1.8 TFSI quattro	118		09.08	PR: 1KW					
	2.0 TDI	88		06.08	PR: 1KW					
	2.0 TDI	100		11.07	PR: 1KW					
	2.0 TDI	105		11.07	PR: 1KW					
	2.0 TDI	120		08.08	PR: 1KW					
	2.0 TDI	125		01.08	PR: 1KW					
	2.0 TDI quattro	125		01.08	PR: 1KW					
	2.0 TFSI	132		06.08	PR: 1KW					
	2.0 TFSI	155		06.08	PR: 1KW					
	2.0 TFSI quattro			06.08	PR: 1KW					

¹⁾ electric parking brake / fr.di stazionamento elettrico / frein à main électrique / freno de mano eléctrico



AUDI A4 (B8) Limousine (07-)

	2.7 TDI	120	11.07	PR: 1KW	13.0470-2747.2	LD2747	elektrische Feststellbremse ¹⁾	24606 17,4 +/Zub/S	LUC
	2.7 TDI	140	11.07	PR: 1KW					
	3.0 TDI quattro	155	06.08	PR: 1KW					
	3.0 TDI quattro	176	11.07	PR: 1KW					
	3.2 FSI	195	09.08	PR: 1KW					
	3.2 FSI quattro	195	11.07	PR: 1KW					
	S4	245	01.08	PR: 1KE					

AUDI A4 (B8) Avant (08-)

	1.8 FSI	88	04.08	PR: 1LT,1LY	13.0470-7256.2	LD7256		24705 19,8 +/WK	ATE
	1.8 TFSI	118	04.08	PR: 1LT,1LY					
	1.8 TFSI	125	01.12	PR: 1LT,1LY					
	1.8 TFSI quattro	118	09.08	PR: 1LT,1LY					
	2.0 TDI	88	06.08	PR: 1LT,1LY					
	2.0 TDI	100	04.08	PR: 1LT,1LY					
	2.0 TDI	105	04.08	PR: 1LT,1LY					
	2.0 TDI	125	04.08	PR: 1LT,1LY					
	2.0 TDI quattro	105	04.08	PR: 1LT,1LY					
	2.0 TDI quattro	125	08.08	PR: 1LT,1LY					
	2.0 TFSI	132	06.08	PR: 1LT,1LY					
	2.0 TFSI	155	04.08	PR: 1LT,1LY					
	2.0 TFSI quattro	120	04.08	PR: 1LT,1LY					
	2.7 TDI	120	06.08	PR: 1LT,1LY					
	2.7 TDI	140	06.08	PR: 1LT,1LY					
	3.0 TDI quattro	195	04.08	PR: 1LT,1LY					
	3.2 FSI	195	09.08	PR: 1LT,1LY					
3.2 FSI quattro	195	04.08	PR: 1LT,1LY						

	1.8 FSI	88	04.08	PR: 1LA	13.0470-2746.2	LD2746		24743 19,2 +/WK/S	LUC
	1.8 TFSI	118	04.08	PR: 1LA					
	1.8 TFSI	125	01.12	PR: 1LA					
	1.8 TFSI quattro	118	09.08	PR: 1LA					
	2.0 TDI	88	06.08	PR: 1LA					
	2.0 TDI	100	04.08	PR: 1LA					
	2.0 TDI	105	04.08	PR: 1LA					
	2.0 TDI	125	04.08	PR: 1LA					
	2.0 TDI quattro	105	04.08	PR: 1LA					
	2.0 TDI quattro	125	08.08	PR: 1LA					
	2.0 TFSI	132	06.08	PR: 1LA					
	2.0 TFSI	155	04.08	PR: 1LA					
	2.0 TFSI quattro	120	04.08	PR: 1LA					
	2.7 TDI	120	06.08	PR: 1LA					
	2.7 TDI	140	06.08	PR: 1LA					
	3.0 TDI quattro	195	04.08	PR: 1LA					
	3.2 FSI	195	09.08	PR: 1LA					
3.2 FSI quattro	195	04.08	PR: 1LA						

	1.8 FSI	88	04.08	PR: 1KW	13.0470-2747.2	LD2747	elektrische Feststellbremse ¹⁾	24606 17,4 +/Zub/S	LUC
	1.8 TFSI	118	04.08	PR: 1KW					
	1.8 TFSI	125	01.12	PR: 1KW					
	1.8 TFSI quattro	118	09.08	PR: 1KW					
	2.0 TDI	88	06.08	PR: 1KW					
	2.0 TDI	100	04.08	PR: 1KW					
	2.0 TDI	105	04.08	PR: 1KW					
	2.0 TDI	125	04.08	PR: 1KW					
	2.0 TDI quattro	105	04.08	PR: 1KW					
	2.0 TDI quattro	125	08.08	PR: 1KW					
	2.0 TFSI	132	06.08	PR: 1KW					
	2.0 TFSI	155	04.08	PR: 1KW					
	2.0 TFSI quattro	120	04.08	PR: 1KW					
	2.7 TDI	120	06.08	PR: 1KW					
	2.7 TDI	140	06.08	PR: 1KW					
	3.0 TDI quattro	195	04.08	PR: 1KW					
	3.2 FSI	195	09.08	PR: 1KW					
3.2 FSI quattro	195	04.08	PR: 1KW						
S4	245	11.08	PR: 1KE						

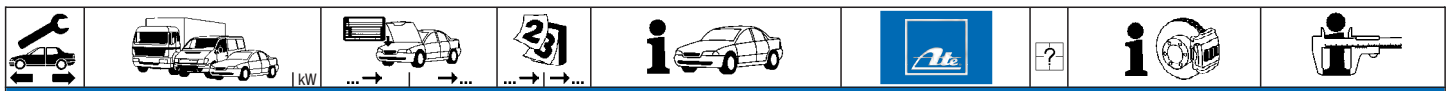
AUDI A4 Allroad (09-)

	2.0 TDI quattro	105	09.09	PR: 1LT	13.0470-7256.2	LD7256		24705 19,8 +/WK	ATE
	2.0 TDI quattro	124	04.09	PR: 1LT					
	2.0 TDI quattro	125	02.09	PR: 1LT					
	2.0 TFSI quattro	153	04.09	PR: 1LT					
	2.0 TFSI quattro	155	02.09	PR: 1LT					
	3.0 TDI quattro	174	04.09	PR: 1LT					
	3.0 TDI quattro	176	02.09	PR: 1LT					
	2.0 TDI quattro	105	09.09	PR: 1LA	13.0470-2746.2	LD2746		24743 19,2 +/WK/S	LUC
	2.0 TDI quattro	124	04.09	PR: 1LA					
	2.0 TDI quattro	125	02.09	PR: 1LA					
	2.0 TFSI quattro	153	04.09	PR: 1LA					
	2.0 TFSI quattro	155	02.09	PR: 1LA					
	3.0 TDI quattro	174	04.09	PR: 1LA					
	3.0 TDI quattro	176	02.09	PR: 1LA					

	2.0 TDI quattro	105	09.09	PR: 1KW	13.0470-2747.2	LD2747		24606 17,4 +/Zub/S	LUC
	2.0 TDI quattro	124	04.09	PR: 1KW					
	2.0 TDI quattro	125	02.09	PR: 1KW					
	2.0 TFSI quattro	153	04.09	PR: 1KW					
	2.0 TFSI quattro	155	02.09	PR: 1KW					
	3.0 TDI quattro	174	04.09	PR: 1KW					

¹⁾ electric parking brake / fr.di stazionamento elettrico / frein à main électrique / freno de mano eléctrico





AUDI A4 Allroad (09-)

	3.0 TDI quattro	176		02.09	PR: 1KW	13.0470-2747.2	LD2747		24606 17,4 +/Zub/S	LUC
--	-----------------	-----	--	-------	---------	----------------	--------	--	--------------------	-----

AUDI A4 Cabrio (02-08)

	1.8 T	120		04.02	11.08 PR: 1LB,1LE,1LF,1LT	13.0470-7110.2	LD7110		23018 20,3 +/WK	ATE
	1.8 T Quattro	120		05.03	11.08 PR: 1LB,1LE,1LF,1LT					
	2.0	96		05.04	11.08 PR: 1LB,1LE,1LF,1LT					
	2.0 TDI			10.05	11.08 PR: 1LB,1LE,1LF,1LT					
	2.0 TFSI	120		10.05	11.08 PR: 1LB,1LE,1LF,1LT					
	2.0 TFSI	147		01.06	11.08 PR: 1LB,1LE,1LF,1LT					
	2.0 TFSI quattro	147		11.05	11.08 PR: 1LB,1LE,1LF,1LT					
	2.4	120		04.02	11.08 PR: 1LB,1LE,1LF,1LT					
	2.4	125		04.02	11.08 PR: 1LB,1LE,1LF,1LT					
	2.5 TDI	120		08.02	11.08 PR: 1LB,1LE,1LF,1LT					
	2.7 TDI	132		06.06	11.08 PR: 1LB,1LE,1LF,1LT					
	3.0	162		04.02	11.08 PR: 1LB,1LE,1LF,1LT					
	3.0 Quattro	162		05.03	11.08 PR: 1LB,1LE,1LF,1LT					
	3.0 TDI Quattro	150		01.06	11.08 PR: 1LB,1LE,1LF,1LT					
	3.0 TDI Quattro	171		10.05	11.08 PR: 1LB,1LE,1LF,1LT					
	3.2 FSI	188		10.05	11.08 PR: 1LB,1LE,1LF,1LT					
	3.2 FSI Quattro	188		10.05	11.08 PR: 1LB,1LE,1LF,1LT					

	1.8 T	120		04.02	11.08 PR: 1LA	13.0470-7201.2	LD7201		23763 20,3 +/WK	ATE
	1.8 T Quattro	120		05.03	11.08 PR: 1LA					
	2.0	96		05.04	11.08 PR: 1LA					
	2.0 TDI			10.05	11.08 PR: 1LA					
	2.0 TFSI	120		10.05	11.08 PR: 1LA					
	2.0 TFSI	147		01.06	11.08 PR: 1LA					
	2.0 TFSI quattro	147		11.05	11.08 PR: 1LA					
	2.4	120		04.02	11.08 PR: 1LA					
	2.4	125		04.02	11.08 PR: 1LA					
	2.5 TDI	120		08.02	11.08 PR: 1LA					
	2.7 TDI	132		06.06	11.08 PR: 1LA					
	3.0	162		04.02	11.08 PR: 1LA					
	3.0 Quattro	162		05.03	11.08 PR: 1LA					
	3.0 TDI Quattro	150		01.06	11.08 PR: 1LA					
	3.0 TDI Quattro	171		10.05	11.08 PR: 1LA					
	3.2 FSI	188		10.05	11.08 PR: 1LA					
	3.2 FSI Quattro	188		10.05	11.08 PR: 1LA					

	1.8 T	120	8H-7-050000	04.02	PR: 1KD,1KP	13.0470-2886.2	LD2886		20961 16,2 /S	LUC
	1.8 T Quattro	120	8H-7-050000	05.03	PR: 1KD,1KP					
	2.0	96	8H-7-050000	05.04	PR: 1KD,1KP					
	2.0 TDI		8H-7-050000	10.05	PR: 1KD,1KP					
	2.0 TFSI	120	8H-7-050000	10.05	PR: 1KD,1KP					
	2.0 TFSI	147	8H-7-050000	01.06	PR: 1KD,1KP					
	2.0 TFSI quattro	147	8H-7-050000	11.05	PR: 1KD,1KP					
	2.4	120		04.02	12.05					
	2.4	125		04.02	12.05					
	2.5 TDI	120		08.02	12.05					
	3.0	162		04.02	12.05					
	3.0 Quattro	162		05.03	12.05					

	1.8 T	120	8H-8-000001		11.08 PR: 1KD,1KP	13.0470-2886.2	LD2886		20961 16,2 /S	LUC
	1.8 T Quattro	120	8H-8-000001		11.08 PR: 1KD,1KP					
	2.0	96	8H-8-000001		11.08 PR: 1KD,1KP					
	2.0 TDI		8H-8-000001		11.08 PR: 1KD,1KP					
	2.0 TFSI	120	8H-8-000001		11.08 PR: 1KD,1KP					
	2.0 TFSI	147	8H-8-000001		11.08 PR: 1KD,1KP					
	2.0 TFSI quattro	147	8H-8-000001		11.08 PR: 1KD,1KP					

	1.8 T	120	8E-5-400001		11.08 PR: 1KW	13.0470-2887.2	LD2887		23914 17,1 /WE/S	LUC
	1.8 T Quattro	120	8E-5-400001		11.08 PR: 1KW					
	2.0	96	8E-5-400001		11.08 PR: 1KW					
	2.0 TDI		8E-5-400001		11.08 PR: 1KW					
	2.0 TFSI	120	8E-5-400001		11.08 PR: 1KW					
	2.0 TFSI	147	8E-5-400001		11.08 PR: 1KW					
	2.0 TFSI quattro	147	8E-5-400001		11.08 PR: 1KW					
	2.4	120	8E-5-400001		11.08 PR: 1KW					
	2.4	125	8E-5-400001		11.08 PR: 1KW					
	2.5 TDI	120	8E-5-400001		11.08 PR: 1KW					
	2.7 TDI	132	8E-5-400001		11.08 PR: 1KW					
	3.0	162	8E-5-400001		11.08 PR: 1KW					
	3.0 Quattro	162	8E-5-400001		11.08 PR: 1KW					
	3.0 TDI Quattro	150		01.06	11.08 PR: 1KW					
	3.0 TDI Quattro	171	8E-5-400001		11.08 PR: 1KW					
	3.2 FSI	188	8E-5-400001		11.08 PR: 1KW					
	3.2 FSI Quattro	188	8E-5-400001		11.08 PR: 1KW					
	S4 4.2 Quattro	253		02.04	11.08	13.0470-2888.2	LD2888		23326 17,4 /WE/S	LUC

AUDI A5 / A5 Sportback (07-)

	1.8 TFSI	118		05.09	PR: 1LT	13.0470-7256.2	LD7256		24705 19,8 +/WK	ATE
	1.8 TFSI	125		10.07	PR: 1LT					
	2.0 TDI	105		09.09	PR: 1LT					
	2.0 TDI	120		10.08	PR: 1LT					
	2.0 TDI	125		08.08	PR: 1LT					
	2.0 TDI	130		07.11	PR: 1LT					
	2.0 TDI quattro	124		10.08	PR: 1LT					
	2.0 TDI quattro	125		08.08	PR: 1LT					

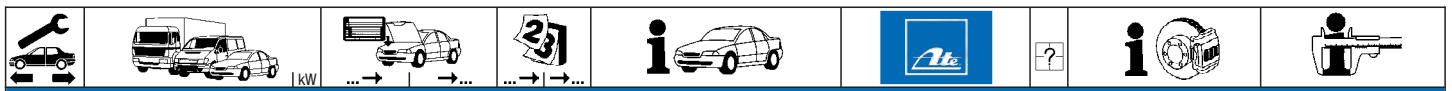


AUDI A5 / A5 Sportback (07-)

	2.0 TFSI	132	11.08	PR: 1LT	13.0470-7256.2	LD7256		24705 19,8 +/WK	ATE					
	2.0 TFSI	155	06.08	PR: 1LT										
	2.0 TFSI quattro	155	06.08	PR: 1LT										
	2.7 TDI	120	09.07	PR: 1LT										
	2.7 TDI	140	05.07	PR: 1LT										
	3.0 TDI	150	07.11	PR: 1LT										
	3.0 TDI quattro	155	03.08	PR: 1LT										
	3.0 TDI quattro	176	05.07	PR: 1LT										
	3.0 TDI quattro	180	07.11	PR: 1LT										
	3.2 FSI	195	05.07	PR: 1LT										
	3.2 FSI quattro	195	05.07	PR: 1LT										
	1.8 TFSI	118	05.09	PR: 1LA						13.0470-2746.2	LD2746		24743 19,2 +/WK/S	LUC
	1.8 TFSI	125	10.07	PR: 1LA										
	2.0 TDI	105	09.09	PR: 1LA										
	2.0 TDI	105	07.07	PR: 1LA										
	2.0 TDI	120	10.08	PR: 1LA										
	2.0 TDI	125	08.08	PR: 1LA										
2.0 TDI	130	07.11	PR: 1LA											
2.0 TDI quattro	124	10.08	PR: 1LA											
2.0 TDI quattro	125	08.08	PR: 1LA											
2.0 TFSI	132	11.08	PR: 1LA											
2.0 TFSI	155	06.08	PR: 1LA											
2.0 TFSI quattro	155	06.08	PR: 1LA											
2.7 TDI	120	09.07	PR: 1LA											
2.7 TDI	140	07.07	PR: 1LA											
3.0 TDI	150	07.11	PR: 1LA											
3.0 TDI quattro	155	03.08	PR: 1LA											
3.0 TDI quattro	176	07.07	PR: 1LA											
3.0 TDI quattro	180	07.11	PR: 1LA											
3.2 FSI	195	07.07	PR: 1LA											
	1.8 TFSI	118	05.09	PR: 1KW	13.0470-2747.2	LD2747		24606 17,4 +/Zub/S	LUC					
	1.8 TFSI	125	10.07	PR: 1KW										
	2.0 TDI	105	09.09	PR: 1KW										
	2.0 TDI	120	10.08	PR: 1KW										
	2.0 TDI	125	08.08	PR: 1KW										
	2.0 TDI	130	07.11	PR: 1KW										
	2.0 TDI quattro	124	10.08	PR: 1KW										
	2.0 TDI quattro	125	08.08	PR: 1KW										
	2.0 TFSI	132	11.08	PR: 1KW										
	2.0 TFSI	155	06.08	PR: 1KW										
	2.0 TFSI quattro	155	06.08	PR: 1KW										
	2.7 TDI	120	09.07	PR: 1KW										
	2.7 TDI	140	05.07	PR: 1KW										
	3.0 TDI	150	07.11	PR: 1KW										
	3.0 TDI quattro	155	03.08	PR: 1KW										
	3.0 TDI quattro	176	05.07	PR: 1KW										
	3.0 TDI quattro	180	07.11	PR: 1KW										
3.2 FSI	195	05.07	PR: 1KW											
3.2 FSI quattro	195	06.07	PR: 1KW											
	1.8 TFSI	118	05.09	PR: 1KE	13.0470-2748.2	LD2748		24606 17,4 +/Zub/S	LUC					
	1.8 TFSI	125	10.07	PR: 1KE										
	2.0 TDI	105	09.09	PR: 1KE										
	2.0 TDI	120	10.08	PR: 1KE										
	2.0 TDI	125	08.08	PR: 1KE										
	2.0 TDI	130	07.11	PR: 1KE										
	2.0 TDI quattro	124	10.08	PR: 1KE										
	2.0 TDI quattro	125	08.08	PR: 1KE										
	2.0 TFSI	132	11.08	PR: 1KE										
	2.0 TFSI	155	06.08	PR: 1KE										
	2.0 TFSI quattro	155	06.08	PR: 1KE										
	2.7 TDI	120	09.07	PR: 1KE										
	2.7 TDI	140	05.07	PR: 1KE										
	3.0 TDI	150	07.11	PR: 1KE										
	3.0 TDI quattro	155	03.08	PR: 1KE										
	3.0 TDI quattro	176	05.07	PR: 1KE										
	3.0 TDI quattro	180	07.11	PR: 1KE										
3.2 FSI	195	05.07	PR: 1KE											
3.2 FSI quattro	195	05.07	PR: 1KE											
RS 5	331	03.10	PR: GP1											
S5 quattro	245	01.10	PR: 1KE											
S5 quattro	260	05.07	PR: 1KE											

AUDI A5 Cabrio (09-)

	1.8 TFSI	118	09.09	PR: 1LT	13.0470-7256.2	LD7256		24705 19,8 +/WK	ATE
	1.8 TFSI	125	07.11	PR: 1LT					
	2.0 TDI	120	05.09	PR: 1LT					
	2.0 TDI	125	05.09	PR: 1LT					
	2.0 TDI	130	07.11	PR: 1LT					
	2.0 TFSI	132	03.09	PR: 1LT					
	2.0 TFSI	155	03.09	PR: 1LT					
	2.0 TFSI quattro	155	03.09	PR: 1LT					
	2.7 TDI	120	05.09	PR: 1LT					
	2.7 TDI	140	03.09	PR: 1LT					
	3.0 TDI	150	07.11	PR: 1LT					
	3.0 TDI quattro	176	03.09	PR: 1LT					
	3.0 TDI quattro	180	07.11	PR: 1LT					
3.2 FSI	195	03.09	PR: 1LT						
↓									







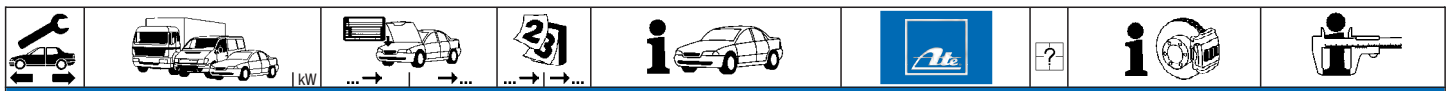
AUDI A5 Cabrio (09-)

	3.2 FSI quattro	195		03.09	PR: 1LT	13.0470-7256.2	LD7256		24705 19,8 +/WK	ATE
	1.8 TFSI	118		09.09	PR: 1LA,1LB	13.0470-2746.2	LD2746		24743 19,2 +/WK/S	LUC
	1.8 TFSI	125		07.11	PR: 1LA,1LB					
	2.0 TDI	120		05.09	PR: 1LA,1LB					
	2.0 TDI	125		05.09	PR: 1LA,1LB					
	2.0 TDI	130		07.11	PR: 1LA,1LB					
	2.0 TFSI	132		03.09	PR: 1LA,1LB					
	2.0 TFSI	155		03.09	PR: 1LA,1LB					
	2.0 TFSI quattro	155		03.09	PR: 1LA,1LB					
	2.7 TDI	120		05.09	PR: 1LA,1LB					
	2.7 TDI	140		03.09	PR: 1LA,1LB					
	3.0 TDI	150		07.11	PR: 1LA,1LB					
	3.0 TDI quattro	176		03.09	PR: 1LA,1LB					
	3.0 TDI quattro	180		07.11	PR: 1LA,1LB					
	3.2 FSI	195		03.09	PR: 1LA,1LB					
	3.2 FSI quattro	195		03.09	PR: 1LA,1LB					
	1.8 TFSI	118		09.09	PR: 1KW	13.0470-2747.2	LD2747		24606 17,4 +/Zub/S	LUC
	1.8 TFSI	125		07.11	PR: 1KW					
	2.0 TDI	120		05.09	PR: 1KW					
	2.0 TDI	125		05.09	PR: 1KW					
	2.0 TDI	130		07.11	PR: 1KW					
	2.0 TFSI	132		03.09	PR: 1KW					
	2.0 TFSI	155		03.09	PR: 1KW					
	2.0 TFSI quattro	155		03.09	PR: 1KW					
	2.7 TDI	120		05.09	PR: 1KW					
	2.7 TDI	140		03.09	PR: 1KW					
	3.0 TDI	150		07.11	PR: 1KW					
	3.0 TDI quattro	176		03.09	PR: 1KW					
	3.0 TDI quattro	180		07.11	PR: 1KW					
	3.2 FSI	195		03.09	PR: 1KW					
	3.2 FSI quattro	195		03.09	PR: 1KW					
	1.8 TFSI	118		09.09	PR: 2EH	13.0470-2747.2	LD2747		24606 17,4 +/Zub/S	LUC
	1.8 TFSI	125		07.11	PR: 2EH					
	2.0 TDI	120		05.09	PR: 2EH					
	2.0 TDI	125		05.09	PR: 2EH					
	2.0 TDI	130		07.11	PR: 2EH					
	2.0 TFSI	132		03.09	PR: 2EH					
	2.0 TFSI	155		03.09	PR: 2EH					
	2.0 TFSI quattro	155		03.09	PR: 2EH					
	2.7 TDI	120		05.09	PR: 2EH					
	2.7 TDI	140		03.09	PR: 2EH					
	3.0 TDI	150		07.11	PR: 2EH					
	3.0 TDI quattro	176		03.09	PR: 2EH					
	3.0 TDI quattro	180		07.11	PR: 2EH					
	3.2 FSI	195		03.09	PR: 2EH					
	3.2 FSI quattro	195		03.09	PR: 2EH					
	1.8 TFSI	118		09.09	PR: 1KE	13.0470-2748.2	LD2748		24606 17,4 +/Zub/S	LUC
	1.8 TFSI	125		07.11	PR: 1KE					
	2.0 TDI	120		05.09	PR: 1KE					
	2.0 TDI	125		05.09	PR: 1KE					
	2.0 TDI	130		07.11	PR: 1KE					
	2.0 TFSI	132		03.09	PR: 1KE					
	2.0 TFSI	155		03.09	PR: 1KE					
	2.0 TFSI quattro	155		03.09	PR: 1KE					
	2.7 TDI	120		05.09	PR: 1KE					
	2.7 TDI	140		03.09	PR: 1KE					
	3.0 TDI	150		07.11	PR: 1KE					
	3.0 TDI quattro	176		03.09	PR: 1KE					
	3.0 TDI quattro	180		07.11	PR: 1KE					
	3.2 FSI	195		03.09	PR: 1KE					
	3.2 FSI quattro	195		03.09	PR: 1KE					
	S5	245		04.09	PR: 1KE					

AUDI A6 / A6 Avant (4B/C5) (97-05)

	1.8			04.97	01.05	13.0470-7110.2	LD7110		23018 20,3 +/WK	ATE
	1.8 T	110		04.97	01.05					
	1.8 T	132		12.97	01.05					
	1.8 T Quattro			04.97	01.05					
	1.9 TDI			04.97	01.05					
	2.0			08.01	01.05					
	2.4	100		07.98	01.05					
	2.4	115		04.97	01.05					
	2.4	121		04.97	01.05					
	2.4 Quattro			04.97	01.05					
	2.5 TDI	110		04.97	01.05					
	2.5 TDI	120		07.02	01.05					
	2.5 TDI	132		02.00	01.05					
	2.5 TDI Quattro			07.97	01.05					
	2.8			04.97	01.05					
	2.8 Quattro			04.97	01.05					
	1.8 T Quattro			06.01	01.05	13.0470-7166.2	LD7166		23762 20,4 +/WK	ATE
	2.4 Quattro			06.01	01.05					
	2.5 TDI	120		07.02	01.05					
	2.5 TDI	132		02.00	01.05					
	2.5 TDI Quattro			06.01	01.05					
	3.0			06.01	01.05					
	3.0 Quattro			06.01	01.05					

AUDI A6 / A6 Avant (4B/C5) (97-05)		13.0470-2820.2 LD2820		13.0470-2886.2 LD2886		20961 17,2 /S		LUC	
	1.8		04.97	05.01					
	1.8 T	110	04.97	05.01					
	1.8 T	132	12.97	05.01					
	1.8 T Quattro		04.97	05.01					
	1.9 TDI		04.97	05.01					
	2.4	100	07.98	05.01					
	2.4	115	04.97	05.01					
	2.4	121	04.97	05.01					
	2.4 Quattro		04.97	05.01					
	2.5 TDI	110	04.97	05.01					
	2.5 TDI	132	02.00	05.01					
	2.5 TDI Quattro		07.97	05.01					
	2.7 T		03.98	05.01					
	2.7 T Quattro		10.97	05.01					
	2.8		04.97	05.01					
	2.8 Quattro		04.97	05.01					
	4.2 Quattro		11.98	05.01					
	S6 4.2		09.99	05.01					
AUDI A6 Allroad (00-05)		13.0470-2886.2 LD2886		20961 16,2 /S		LUC			
	2.5 TDI		05.00	07.05	PR: 1LA	13.0470-7166.2 LD7166		23762 20,4 +/WK	ATE
	2.7 T		05.00	07.05	PR: 1LA				
	2.5 TDI		05.00	07.05		13.0470-2886.2 LD2886		20961 16,2 /S	LUC
	2.7 T		05.00	07.05					
	4.2		07.02	07.05					
AUDI A6 (4F2/C6) Limousine (04-11)		13.0470-7110.2 LD7110		23018 20,3 +/WK		ATE			
	2.0 TDI	100	06.05	03.11	PR: 1LT				
	2.0 TDI	103	07.04	03.11	PR: 1LT				
	2.0 TDI	103	10.08	03.11	PR: 1LT				
	2.0 TDI	103	10.08	03.11	PR: 1LT				
	2.0 TDI	103	10.08	03.11	PR: 1LT				
	2.0 TDI	125	10.08	03.11	PR: 1LT				
	2.0 TFSI	125	06.05	03.11	PR: 1LT				
	2.4	130	04.04	03.11	PR: 1LT				
	2.4 Quattro	130	01.05	03.11	PR: 1LT				
	2.7 TDI	120	11.04	03.11	PR: 1LT				
	2.7 TDI	132	11.04	03.11	PR: 1LT				
	2.7 TDI Quattro	120	06.05	03.11	PR: 1LT				
	2.7 TDI Quattro	132	11.04	03.11	PR: 1LT				
	2.7 TDI Quattro	140	10.08	03.11	PR: 1LT				
	2.8 FSI	140	10.08	03.11	PR: 1LT				
	2.8 FSI	154	11.06	03.11	PR: 1LT				
	2.8 FSI	162	10.08	03.11	PR: 1LT				
	2.8 FSI Quattro	140	10.08	03.11	PR: 1LT				
	2.8 FSI Quattro	154	04.07	03.11	PR: 1LT				
	2.8 FSI Quattro	162	10.08	03.11	PR: 1LT				
	3.0	160	04.04	03.11	PR: 1LT				
	3.0 Quattro	160	04.04	03.11	PR: 1LT				
	3.0 TDI	171	04.04	03.11	PR: 1LT				
	3.0 TDI Quattro	155	04.04	03.11	PR: 1LT				
	3.0 TDI Quattro	165	04.04	03.11	PR: 1LT				
	3.0 TDI Quattro	171	06.06	03.11	PR: 1LT				
	3.2 FSI		04.04	03.11	PR: 1LT				
	3.2 FSI Quattro	188	04.04	03.11	PR: 1LT				
↓		13.0470-7201.2 LD7201		23763 20,3 +/WK		ATE			
	2.0 TDI	100	06.05	03.11	PR: 1LG,1LD,1ZL,1LH				
	2.0 TDI	103	07.04	03.11	PR: 1LG,1LD,1ZL,1LH				
	2.0 TDI	125	10.08	03.11	PR: 1LG,1ZL				
	2.0 TFSI	125	06.05	03.11	PR: 1LG,1LD,1ZL,1LH				
	2.4	130	04.04	03.11	PR: 1LG,1LD,1ZL,1LH				
	2.4 Quattro	130	01.05	03.11	PR: 1LG,1LD,1ZL,1LH				
	2.7 TDI	120	11.04	03.11	PR: 1LG,1LD,1ZL,1LH				
	2.7 TDI	132	11.04	03.11	PR: 1LG,1LD,1ZL,1LH				
	2.7 TDI	140	10.08	03.11	PR: 1LG,1ZL				



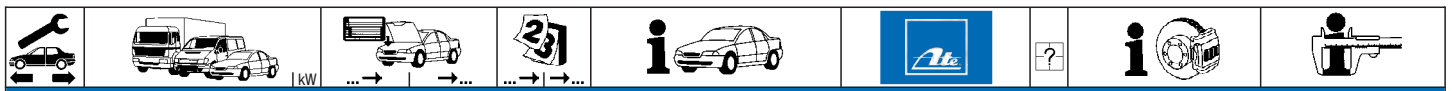
AUDI A6 (4F2/C6) Limousine (04-11)

	2.7 TDI Quattro 120 2.7 TDI Quattro 132 2.7 TDI Quattro 140 2.8 FSI 140 2.8 FSI 154 2.8 FSI 162 2.8 FSI Quattro 140 2.8 FSI Quattro 154 2.8 FSI Quattro 162 3.0 160 3.0 Quattro 160 3.0 TDI 171 3.0 TDI Quattro 155 3.0 TDI Quattro 165 3.0 TDI Quattro 171 3.0 TDI Quattro 176 3.0 TFSI Quattro 3.2 FSI 3.2 FSI Quattro 188		06.05 03.11 PR: 1LG,1LD,1ZL,1LH 11.04 03.11 PR: 1LG,1LD,1ZL,1LH 10.08 03.11 PR: 1LG,1ZL 10.08 03.11 PR: 1LG,1ZL 11.06 03.11 PR: 1LG,1LD,1ZL,1LH 10.08 03.11 PR: 1LG,1ZL 10.08 03.11 PR: 1LG,1ZL 04.07 03.11 PR: 1LG,1LD,1ZL,1LH 10.08 03.11 PR: 1LG,1ZL 04.04 03.11 PR: 1LG,1LD,1ZL,1LH 04.04 03.11 PR: 1LG,1LD,1ZL,1LH 06.06 03.11 PR: 1LG,1LD,1ZL,1LH 04.04 03.11 PR: 1LG,1LD,1ZL,1LH 04.04 03.11 PR: 1LG,1LD,1ZL,1LH 04.04 03.11 PR: 1LG,1LD,1ZL,1LH 10.08 03.11 PR: 1LG,1ZL 10.08 03.11 PR: 1LG,1ZL 04.04 03.11 PR: 1LG,1LD,1ZL,1LH 04.04 03.11 PR: 1LG,1LD,1ZL,1LH	13.0470-7201.2 LD7201		23763 20,3 +/WK	ATE
	2.0 TDI 100 2.0 TDI 103 2.0 TDI 125 2.0 TFSI 125 2.4 130 2.4 Quattro 130 2.7 TDI 120 2.7 TDI 132 2.7 TDI 140 2.7 TDI Quattro 120 2.7 TDI Quattro 132 2.7 TDI Quattro 140 2.8 FSI 140 2.8 FSI 154 2.8 FSI 162 2.8 FSI Quattro 140 2.8 FSI Quattro 154 2.8 FSI Quattro 162 3.0 160 3.0 Quattro 160 3.0 TDI Quattro 155 3.0 TDI Quattro 165 3.0 TDI Quattro 171 3.0 TDI Quattro 176 3.0 TFSI Quattro 3.2 FSI 3.2 FSI Quattro 188 4.2 FSI Quattro 257 4.2 Quattro 246		06.05 03.11 PR: 1KD,2ED 07.04 03.11 PR: 1KD,2ED 10.08 03.11 PR: 1KD 06.05 03.11 PR: 1KD,2ED 04.04 03.11 PR: 1KD,2ED 01.05 03.11 PR: 1KD,2ED 11.04 03.11 PR: 1KD,2ED 11.04 03.11 PR: 1KD,2ED 10.08 03.11 PR: 1KD 06.05 03.11 PR: 1KD,2ED 11.04 03.11 PR: 1KD,2ED 10.08 03.11 PR: 1KD 10.08 03.11 PR: 1KD 10.08 03.11 PR: 1KD 04.07 03.11 PR: 1KD,2ED 10.08 03.11 PR: 1KD 04.04 03.11 PR: 1KD,2ED 04.04 03.11 PR: 1KD,2ED 04.04 03.11 PR: 1KD,2ED 06.06 03.11 PR: 1KD,2ED 10.08 03.11 PR: 1KD 10.08 03.11 PR: 1KD 04.04 03.11 PR: 1KD,2ED 04.04 03.11 PR: 1KD,2ED 06.06 03.11 PR: 1KD,2ED 04.04 03.11 PR: 1KD,2ED	13.0470-2887.2 LD2887	elektrische Feststellbremse ¹⁾	23914 17,1 /WE/S	LUC
	2.0 TDI 100 2.0 TDI 103 2.0 TDI 125 2.0 TFSI 125 2.4 130 2.4 Quattro 130 2.7 TDI 120 2.7 TDI 132 2.7 TDI 140 2.7 TDI Quattro 120 2.7 TDI Quattro 132 2.7 TDI Quattro 140 2.8 FSI 140 2.8 FSI 154 2.8 FSI 162 2.8 FSI Quattro 140 2.8 FSI Quattro 154 2.8 FSI Quattro 162 3.0 160 3.0 Quattro 160 3.0 TDI Quattro 155 3.0 TDI Quattro 165 3.0 TDI Quattro 171 3.0 TDI Quattro 176 3.0 TFSI Quattro 3.2 FSI 3.2 FSI Quattro 188 4.2 FSI Quattro 257 4.2 Quattro 246		06.05 03.11 PR: 1KW,2EE 07.04 03.11 PR: 1KW,2EE 10.08 03.11 PR: 1KW 06.05 03.11 PR: 1KW,2EE 04.04 03.11 PR: 1KW,2EE 01.05 03.11 PR: 1KW,2EE 11.04 03.11 PR: 1KW,2EE 11.04 03.11 PR: 1KW,2EE 10.08 03.11 PR: 1KW 06.05 03.11 PR: 1KW,2EE 11.04 03.11 PR: 1KW,2EE 10.08 03.11 PR: 1KW 10.08 03.11 PR: 1KW 10.08 03.11 PR: 1KW 10.08 03.11 PR: 1KW 04.07 03.11 PR: 1KW,2EE 10.08 03.11 PR: 1KW 04.04 03.11 PR: 1KW,2EE 04.04 03.11 PR: 1KW,2EE 04.04 03.11 PR: 1KW,2EE 06.06 03.11 PR: 1KW,2EE 10.08 03.11 PR: 1KW 10.08 03.11 PR: 1KW 04.04 03.11 PR: 1KW,2EE 04.04 03.11 PR: 1KW,2EE 06.06 03.11 PR: 1KW,2EE 04.04 03.11 PR: 1KW,2EE	13.0470-2888.2 LD2888	elektrische Feststellbremse ¹⁾	23326 17,4 /WE/S	LUC
	RS6 426		04.08 03.11 PR: 1KJ	13.0470-2888.2 LD2888	elektrische Feststellbremse ¹⁾	23326 17,4 /WE/S	LUC

AUDI A6 (4F5/C6) Avant (05-11)

	2.0 TDI 100 2.0 TDI 103 2.0 TDI 125 2.0 TFSI 125 2.4 130 2.4 Quattro 130 2.7 TDI 120		06.05 08.11 PR: 1LT 03.05 08.11 PR: 1LT 10.08 08.11 PR: 1LT 06.05 08.11 PR: 1LT 03.05 08.11 PR: 1LT 03.05 08.11 PR: 1LT	13.0470-7110.2 LD7110		23018 20,3 +/WK	ATE
--	--	--	--	-----------------------	--	-----------------	-----

¹⁾ electric parking brake / fr.di stazionamento elettrico / frein à main électrique / freno de mano eléctrico



AUDI A6 (4F5/C6) Avant (05-11)
















	2.7 TDI	132		03.05	08.11	PR: 1LT	13.0470-7110.2	LD7110		23018 20,3 +/WK	ATE
	2.7 TDI	140		10.08	08.11	PR: 1LT					
	2.7 TDI Quattro	120		06.05	08.11	PR: 1LT					
	2.7 TDI Quattro	132		03.05	08.11	PR: 1LT					
	2.7 TDI Quattro	140		10.08	08.11	PR: 1LT					
	2.8 FSI	140		10.08	08.11	PR: 1LT					
	2.8 FSI	154		11.06	08.11	PR: 1LT					
	2.8 FSI	162		10.08	08.11	PR: 1LT					
	2.8 FSI Quattro	140		10.08	08.11	PR: 1LT					
	2.8 FSI Quattro	154		04.07	08.11	PR: 1LT					
	2.8 FSI Quattro	162		10.08	08.11	PR: 1LT					
	3.0	160		03.05	08.11	PR: 1LT					
	3.0 Quattro	160		03.05	08.11	PR: 1LT					
	3.0 TDI Quattro	155		03.05	08.11	PR: 1LT					
	3.0 TDI Quattro	165		03.05	08.11	PR: 1LT					
	3.0 TDI Quattro	171		06.06	08.11	PR: 1LT					
	3.0 TDI Quattro	176		10.08	08.11	PR: 1LT					
	3.0 TFSI Quattro			10.08	08.11	PR: 1LT					
	3.2 FSI	188		03.05	08.11	PR: 1LT					
	3.2 FSI Quattro	188		03.05	08.11	PR: 1LT					
	2.0 TDI	100		06.05	08.11	PR: 1LG,1LD,1ZL,1LH	13.0470-7201.2	LD7201		23763 20,3 +/WK	ATE
	2.0 TDI	103		03.05	08.11	PR: 1LG,1LD,1ZL,1LH					
	2.0 TDI	125		10.08	08.11	PR: 1LG,1ZL					
	2.0 TFSI	125		06.05	08.11	PR: 1LG,1LD,1ZL,1LH					
	2.4	130		03.05	08.11	PR: 1LG,1LD,1ZL,1LH					
	2.4 Quattro	130		03.05	08.11	PR: 1LG,1LD,1ZL,1LH					
	2.7 TDI	120		03.05	08.11	PR: 1LG,1LD,1ZL,1LH					
	2.7 TDI	132		03.05	08.11	PR: 1LG,1LD,1ZL,1LH					
	2.7 TDI	140		10.08	08.11	PR: 1LG,1ZL					
	2.7 TDI Quattro	120		06.05	08.11	PR: 1LG,1LD,1ZL,1LH					
	2.7 TDI Quattro	132		03.05	08.11	PR: 1LG,1LD,1ZL,1LH					
	2.7 TDI Quattro	140		10.08	08.11	PR: 1LG,1ZL					
	2.8 FSI	140		10.08	08.11	PR: 1LG,1ZL					
	2.8 FSI	154		11.06	08.11	PR: 1LG,1LD,1ZL,1LH					
	2.8 FSI	162		10.08	08.11	PR: 1LG,1ZL					
	2.8 FSI Quattro	140		10.08	08.11	PR: 1LG,1ZL					
	2.8 FSI Quattro	154		04.07	08.11	PR: 1LG,1LD,1ZL,1LH					
	2.8 FSI Quattro	162		10.08	08.11	PR: 1LG,1ZL					
	3.0	160		03.05	08.11	PR: 1LG,1LD,1ZL,1LH					
	3.0 Quattro	160		03.05	08.11	PR: 1LG,1LD,1ZL,1LH					
3.0 TDI Quattro	155		03.05	08.11	PR: 1LG,1LD,1ZL,1LH						
3.0 TDI Quattro	165		03.05	08.11	PR: 1LG,1LD,1ZL,1LH						
3.0 TDI Quattro	171		06.06	08.11	PR: 1LG,1LD,1ZL,1LH						
3.0 TDI Quattro	176		10.08	08.11	PR: 1LG,1ZL						
3.0 TFSI Quattro			10.08	08.11	PR: 1LG,1ZL						
3.2 FSI	188		03.05	08.11	PR: 1LG,1LD,1ZL,1LH						
3.2 FSI Quattro	188		03.05	08.11	PR: 1LG,1LD,1ZL,1LH						
	2.0 TDI	100		06.05	08.11	PR: 1KW,2EE	13.0470-2888.2	LD2888	elektrische Feststellbremse ¹⁾	23326 17,4 /WE/S	LUC
	2.0 TDI	103		03.05	08.11	PR: 1KW,2EE					
	2.0 TDI	125		10.08	08.11	PR: 1KW					
	2.0 TFSI	125		06.05	08.11	PR: 1KW,2EE					
	2.4	130		03.05	08.11	PR: 1KW,2EE					
	2.4 Quattro	130		03.05	08.11	PR: 1KW,2EE					
	2.7 TDI	120		03.05	08.11	PR: 1KW,2EE					
	2.7 TDI	132		03.05	08.11	PR: 1KW,2EE					
	2.7 TDI	140		10.08	08.11	PR: 1KW					
	2.7 TDI Quattro	120		06.05	08.11	PR: 1KW,2EE					
	2.7 TDI Quattro	132		03.05	08.11	PR: 1KW,2EE					
	2.7 TDI Quattro	140		10.08	08.11	PR: 1KW					
	2.8 FSI	140		10.08	08.11	PR: 1KW					
	2.8 FSI	154		11.06	08.11	PR: 1KW,2EE					
	2.8 FSI	162		10.08	08.11	PR: 1KW					
	2.8 FSI Quattro	140		10.08	08.11	PR: 1KW					
	2.8 FSI Quattro	154		04.07	08.11	PR: 1KW,2EE					
	2.8 FSI Quattro	162		10.08	08.11	PR: 1KW					
	3.0	160		03.05	08.11	PR: 1KW,2EE					
	3.0 Quattro	160		03.05	08.11	PR: 1KW,2EE					
3.0 TDI Quattro	155		03.05	08.11	PR: 1KW,2EE						
3.0 TDI Quattro	165		03.05	08.11	PR: 1KW,2EE						
3.0 TDI Quattro	171		06.06	08.11	PR: 1KW,2EE						
3.0 TDI Quattro	176		10.08	08.11	PR: 1KW						
3.0 TFSI Quattro			10.08	08.11	PR: 1KW						
3.2 FSI	188		03.05	08.11	PR: 1KW,2EE						
3.2 FSI Quattro	188		03.05	08.11	PR: 1KW,2EE						
4.2 FSI Quattro	257		06.06	08.11	PR: 1KW,2EE						
4.2 Quattro	246		03.05	08.11	PR: 1KW,2EE						
RS6	426		04.08	08.11	PR: 1KJ	13.0470-2888.2	LD2888	elektrische Feststellbremse ¹⁾	23326 17,4 /WE/S	LUC	

AUDI A6 Allroad (06-11)

	2.7 TDI	120		05.06	05.11	PR: 1LG,1ZL	13.0470-7201.2	LD7201		23763 20,3 +/WK	ATE
	2.7 TDI	132		05.06	05.11	PR: 1LG,1ZL					
	2.7 TDI	140		10.08	05.11	PR: 1LG,1ZL					
	3.0 TDI	155		05.06	05.11	PR: 1LG,1ZL					
	3.0 TDI	171		05.06	05.11	PR: 1LG,1ZL					
	3.0 TDI	176		10.08	05.11	PR: 1LG,1ZL					
	3.0 TFSI	213		10.08	05.11	PR: 1LG,1ZL					
3.2 FSI	188		05.06	05.11	PR: 1LG,1ZL						

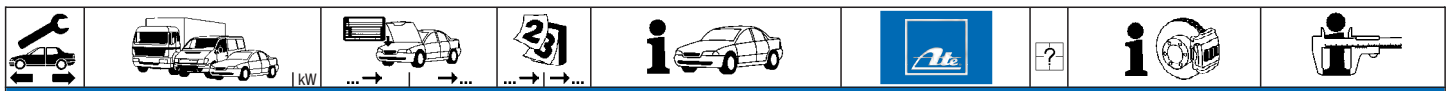
¹⁾ electric parking brake / fr.di stazionamento elettrico / frein à main électrique / freno de mano eléctrico



        									
AUDI A6 Allroad (06-11)									
	2.7 TDI 120	05.06	05.11	PR: 1KD	13.0470-2887.2	LD2887	elektrische Feststellbremse ¹⁾	23914 17,1 /WE/S	LUC
	2.7 TDI 132	05.06	05.11	PR: 1KD					
	2.7 TDI 140	10.08	05.11	PR: 1KD					
	3.0 TDI 155	05.06	05.11	PR: 1KD					
	3.0 TDI 171	05.06	05.11	PR: 1KD					
	3.0 TDI 176	10.08	05.11	PR: 1KD					
	3.0 TFSI 213	10.08	05.11	PR: 1KD					
	3.2 FSI 188	05.06	05.11	PR: 1KD					
	4.2 FSI 257	05.06	05.11	PR: 1KD					
	2.7 TDI 120	05.06	05.11	PR: 1KW,2EE					
	2.7 TDI 132	05.06	05.11	PR: 1KW,2EE					
	2.7 TDI 140	10.08	05.11	PR: 1KW,2EE					
	3.0 TDI 155	05.06	05.11	PR: 1KW,2EE					
	3.0 TDI 171	05.06	05.11	PR: 1KW,2EE					
3.0 TDI 176	10.08	05.11	PR: 1KW,2EE						
3.0 TFSI 213	10.08	05.11	PR: 1KW,2EE						
3.2 FSI 188	05.06	05.11	PR: 1KW,2EE						
4.2 FSI 257	05.06	05.11	PR: 1KW,2EE						
AUDI A8 (94-02)									
	2.5 TDI	10.98	09.02		13.0470-2820.2	LD2820		20961 17,2 /S	LUC
	2.5 TDI Quattro				13.0470-2886.2	LD2886		20961 16,2 /S	LUC
	2.8 30V 142	10.98	09.02	- Sonderfahrzeuge ²⁾					
	2.8 30V Quattro 142	10.98	09.02	- Sonderfahrzeuge ²⁾					
	3.3 TDI Quattro	12.99	09.02	- Sonderfahrzeuge ²⁾					
	3.7	10.98	09.02						
	3.7 Quattro	10.98	09.02	- Sonderfahrzeuge ²⁾					
	4.2 Quattro	10.98	09.02	- Sonderfahrzeuge ²⁾					
	6.0 W12 Quattro	01.01	09.02	- Sonderfahrzeuge ²⁾					
	S8 4.2	10.98	09.02	- Sonderfahrzeuge ²⁾					
AUDI A8 (03-09)									
	2.8 FSI 154	08.07	10.09	PR: 1LG	13.0470-7201.2	LD7201		23763 20,3 +/WK	ATE
	3.0	07.03	10.09	PR: 1LG					
	3.0 TDI Quattro	11.03	10.09	PR: 1LG					
	3.2 FSI 191	06.05	10.09	PR: 1LG					
	3.2 FSI Quattro 191	06.05	10.09	PR: 1LG					
3.7 Quattro	11.02	10.09	PR: 1LG						
AUDI Q3 (11-)									
	2.0 TDI 103	06.11		PR: 1LJ	13.0470-7242.2	LD7242		24332 19,8 +/WK	ATE
	2.0 TDI quattro 130	06.11		PR: 1LJ					
	2.0 TFSI quattro 125	06.11		PR: 1LJ					
	2.0 TFSI quattro 155	06.11		PR: 1LJ					
	2.0 TDI 103	06.11		PR: 1KU	13.0470-2749.2	LD2749	elektrische Feststellbremse ¹⁾	24483 16,9 /Zub/S	LUC
	2.0 TDI quattro 130	06.11		PR: 1KU					
	2.0 TFSI quattro 125	06.11		PR: 1KU					
	2.0 TFSI quattro 155	06.11		PR: 1KU					
AUDI Q5 (08-)									
	2.0 TDI 100	08.09		PR: 1LA,1ZB	13.0470-2746.2	LD2746		24743 19,2 +/WK/S	LUC
	2.0 TDI 105	08.09		PR: 1LA,1ZB					
	2.0 TDI 120	03.09		PR: 1LA,1ZB					
	2.0 TDI 125	03.09		PR: 1LA,1ZB					
	2.0 TFSI 132	08.09		PR: 1LA,1ZB					
	2.0 TFSI 155	03.09		PR: 1LA,1ZB					
	2.0 TFSI hybrid 155	06.11		PR: 1LA,1ZB					
	3.0 TDI 155	03.09		PR: 1LA,1ZB					
	3.0 TDI 176	03.09		PR: 1LA,1ZB					
	3.2 FSI 199	03.09		PR: 1LA,1ZB					
	2.0 TDI 100	08.09	06.11	PR: 1LJ					
	2.0 TDI 105	08.09	06.11	PR: 1LJ					
	2.0 TDI 120	03.09	06.11	PR: 1LJ					
	2.0 TDI 125	03.09	06.11	PR: 1LJ					
	2.0 TFSI 132	08.09	06.11	PR: 1LJ					
	2.0 TFSI 155	03.09	06.11	PR: 1LJ					
	2.0 TFSI hybrid 155	06.11	06.11	PR: 1LJ					
	3.0 TDI 155	03.09	06.11	PR: 1LJ					
	3.0 TDI 176	03.09	06.11	PR: 1LJ					
	3.2 FSI 199	03.09	06.11	PR: 1LJ					
2.0 TDI 100	07.11		PR: 1LJ	13.0470-7256.2	LD7256		24705 19,8 +/WK	ATE	
2.0 TDI 105	07.11		PR: 1LJ						
2.0 TDI 120	07.11		PR: 1LJ						
2.0 TDI 125	07.11		PR: 1LJ						
2.0 TFSI 132	07.11		PR: 1LJ						
2.0 TFSI 155	07.11		PR: 1LJ						
2.0 TFSI hybrid 155	07.11		PR: 1LJ						
3.0 TDI 155	07.11		PR: 1LJ						
3.0 TDI 176	07.11		PR: 1LJ						
3.2 FSI 199	07.11		PR: 1LJ						
2.0 TDI 100	08.09		PR: 1ZT	13.0470-7256.2	LD7256		24705 19,8 +/WK	ATE	
2.0 TDI 105	08.09		PR: 1ZT						
2.0 TDI 120	03.09		PR: 1ZT						
2.0 TDI 125	03.09		PR: 1ZT						
2.0 TFSI 132	08.09		PR: 1ZT						
2.0 TFSI 155	03.09		PR: 1ZT						
2.0 TFSI hybrid 155	03.09		PR: 1ZT						
2.0 TFSI hybrid 155	06.11		PR: 1ZT						

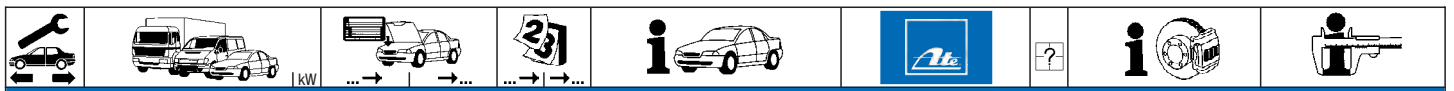
¹⁾ electric parking brake / fr.di stazionamento elettrico / frein à main électrique / freno de mano eléctrico

²⁾ - special vehicles / - veicoli speciali / - véhicule spécial / - vehículo especial



AUDI Q5 (08-)										
	3.0 TDI	155		03.09	PR: 1ZT	13.0470-7256.2	LD7256		24705 19,8 +/WK	ATE
	3.0 TDI	176		03.09	PR: 1ZT					
	3.2 FSI	199		03.09	PR: 1ZT					
	2.0 TDI	100		08.09	PR: 1KW	13.0470-2747.2	LD2747		24606 17,4 +/Zub/S	LUC
	2.0 TDI	105		08.09	PR: 1KW					
	2.0 TDI	120		03.09	PR: 1KW					
	2.0 TDI	125		03.09	PR: 1KW					
	2.0 TFSI	132		08.09	PR: 1KW					
	2.0 TFSI	155		03.09	PR: 1KW					
	2.0 TFSI hybrid	155		06.11	PR: 1KW					
	3.0 TDI	155		03.09	PR: 1KW					
	3.0 TDI	176		03.09	PR: 1KW					
	3.2 FSI	199		03.09	PR: 1KW					
	2.0 TDI	100		08.09	PR: 1KE	13.0470-2748.2	LD2748		24606 17,4 +/Zub/S	LUC
	2.0 TDI	105		08.09	PR: 1KE					
	2.0 TDI	120		03.09	PR: 1KE					
	2.0 TDI	125		03.09	PR: 1KE					
	2.0 TFSI	132		08.09	PR: 1KE					
	2.0 TFSI	155		03.09	PR: 1KE					
	2.0 TFSI hybrid	155		06.11	PR: 1KE					
	3.0 TDI	155		03.09	PR: 1KE					
	3.0 TDI	176		03.09	PR: 1KE					
	3.2 FSI	199		03.09	PR: 1KE					
AUDI Q7 (06-)										
	3.0 TDI	150		05.10	PR: 1LF	13.0470-4993.2	LD4993		23693 16,6 /WE	BRE
	3.0 TDI	155		03.06	PR: 1LF					
	3.0 TDI	165		06.09	05.10 PR: 1LF					
	3.0 TDI	171		03.06	PR: 1LF					
	3.0 TDI	176		11.07	PR: 1LF					
	3.0 TDI	180		05.11	PR: 1LF					
	3.0 TFSI			05.10	PR: 1LF					
	3.6 FSI	206		08.06	PR: 1LF					
AUDI TT Coupe (98-06)										
	1.8 T	110		09.02	06.06 PR: 1LD,1LT,1LV	13.0470-7081.2	LD7081		21911 20,3 +	ATE
	1.8 T	120		09.05	06.06 PR: 1LD,1LT,1LV	13.0470-7122.2	LD7122		23392 20,3 +/WK	ATE
	1.8 T	132		10.98	06.06 PR: 1LD,1LT,1LV					
	1.8 T	140		09.05	06.06 PR: 1LD,1LT,1LV					
	1.8 T Quattro	132		10.98	06.06 PR: 1LD,1LT,1LV					
	1.8 T Quattro	140		09.05	06.06 PR: 1LD,1LT,1LV					
	1.8 T Quattro	165		10.98	06.06 PR: 1LD,1LT,1LV					
	1.8 T Quattro	176		03.05	06.06 PR: 1LD,1LT,1LV					
	1.8 T	110	8N5-011 000	09.02	PR: 1KE,1KF,1KK,2EH	13.0470-2820.2	LD2820		20961 17,2 /S	LUC
	1.8 T	120	8N5-011 000	09.05	PR: 1KE,1KF,1KK,2EH	13.0470-2886.2	LD2886		20961 16,2 /S	LUC
	1.8 T	132	8N5-011 000	10.98	PR: 1KE,1KF,1KK,2EH					
	1.8 T	140	8N5-011 000	09.05	PR: 1KE,1KF,1KK,2EH					
	1.8 T Quattro	132	8N5-011 000	10.98	PR: 1KE,1KF,1KK,2EH					
	1.8 T Quattro	140	8N5-011 000	09.05	PR: 1KE,1KF,1KK,2EH					
	1.8 T Quattro	165	8N5-011 000	10.98	PR: 1KE,1KF,1KK,2EH					
	1.8 T Quattro	176	8N5-011 000	03.05	PR: 1KE,1KF,1KK,2EH					
	3.2 Quattro	184	8N5-011 000	04.03	PR: 1KE,1KF,1KK,2EH					
	1.8 T	110	8N5-011 001		06.06 PR: 1KE,1KK	13.0470-2886.2	LD2886		20961 16,2 /S	LUC
	1.8 T	120	8N5-011 001		06.06 PR: 1KE,1KK					
	1.8 T	132	8N5-011 001		06.06 PR: 1KE,1KK					
	1.8 T	140	8N5-011 001		06.06 PR: 1KE,1KK					
	1.8 T Quattro	132	8N5-011 001		06.06 PR: 1KE,1KK					
	1.8 T Quattro	140	8N5-011 001		06.06 PR: 1KE,1KK					
	1.8 T Quattro	165	8N5-011 001		06.06 PR: 1KE,1KK					
	1.8 T Quattro	176	8N5-011 001		06.06 PR: 1KE,1KK					
	3.2 Quattro	184	8N5-011 001		06.06 PR: 1KE,1KK					
	1.8 T	110	8N5-011 001		06.06 PR: 1KF,2EH	13.0470-2886.2	LD2886		20961 16,2 /S	LUC
	1.8 T	120	8N5-011 001		06.06 PR: 1KF,2EH					
	1.8 T	132	8N5-011 001		06.06 PR: 1KF,2EH					
	1.8 T	140	8N5-011 001		06.06 PR: 1KF,2EH					
	1.8 T Quattro	132	8N5-011 001		06.06 PR: 1KF,2EH					
	1.8 T Quattro	140	8N5-011 001		06.06 PR: 1KF,2EH					
	1.8 T Quattro	165	8N5-011 001		06.06 PR: 1KF,2EH					
	1.8 T Quattro	176	8N5-011 001		06.06 PR: 1KF,2EH					
	3.2 Quattro	184	8N5-011 001		06.06 PR: 1KF,2EH					
	1.8 T	110		09.02	06.06 PR: 2EK	13.0470-2820.2	LD2820		20961 17,2 /S	LUC
	1.8 T	120		09.05	06.06 PR: 2EK					
	1.8 T	132		10.98	06.06 PR: 2EK					
	1.8 T	140		09.05	06.06 PR: 2EK					
AUDI TT Roadster (99-06)										
	1.8 T	110		01.01	06.06 PR: 1LD,1LT,1LV	13.0470-7081.2	LD7081		21911 20,3 +	ATE
	1.8 T	120		09.05	06.06 PR: 1LD,1LT,1LV	13.0470-7122.2	LD7122		23392 20,3 +/WK	ATE
	1.8 T	132		04.99	06.06 PR: 1LD,1LT,1LV					
	1.8 T	140		09.05	06.06 PR: 1LD,1LT,1LV					
	1.8 T Quattro	132		02.00	06.06 PR: 1LD,1LT,1LV					
	1.8 T Quattro	140		09.05	06.06 PR: 1LD,1LT,1LV					
	1.8 T Quattro	165		10.99	06.06 PR: 1LD,1LT,1LV					





AUDI TT Roadster (99-06)

	1.8 T	110	8N5-011 000	01.01	PR: 1KE,1KF,1KK,2EH	13.0470-2820.2	LD2820		20961 17,2 /S	LUC
	1.8 T	120	8N5-011 000	09.05	PR: 1KE,1KF,1KK,2EH	13.0470-2886.2	LD2886		20961 16,2 /S	LUC
	1.8 T	132	8N5-011 000	04.99	PR: 1KE,1KF,1KK,2EH					
	1.8 T	140	8N5-011 000	09.05	PR: 1KE,1KF,1KK,2EH					
	1.8 T Quattro	132	8N5-011 000	02.00	PR: 1KE,1KF,1KK,2EH					
	1.8 T Quattro	140	8N5-011 000	09.05	PR: 1KE,1KF,1KK,2EH					
	1.8 T Quattro	165	8N5-011 000	10.99	PR: 1KE,1KF,1KK,2EH					
	3.2 Quattro	184	8N5-011 000	04.03	PR: 1KE,1KF,1KK,2EH					
	1.8 T	110	8N5-011 001		06.06 PR: 1KE,1KK	13.0470-2886.2	LD2886		20961 16,2 /S	LUC
	1.8 T	120	8N5-011 001		06.06 PR: 1KE,1KK					
1.8 T	132	8N5-011 001		06.06 PR: 1KE,1KK						
1.8 T	140	8N5-011 001		06.06 PR: 1KE,1KK						
1.8 T Quattro	132	8N5-011 001		06.06 PR: 1KE,1KK						
1.8 T Quattro	140	8N5-011 001		06.06 PR: 1KE,1KK						
1.8 T Quattro	165	8N5-011 001		06.06 PR: 1KE,1KK						
3.2 Quattro	184	8N5-011 001		06.06 PR: 1KE,1KK						
1.8 T	110	8N5-011 001		06.06 PR: 1KF,2EH	13.0470-2886.2	LD2886		20961 16,2 /S	LUC	
1.8 T	120	8N5-011 001		06.06 PR: 1KF,2EH						
1.8 T	132	8N5-011 001		06.06 PR: 1KF,2EH						
1.8 T	140	8N5-011 001		06.06 PR: 1KF,2EH						
1.8 T Quattro	132	8N5-011 001		06.06 PR: 1KF,2EH						
1.8 T Quattro	140	8N5-011 001		06.06 PR: 1KF,2EH						
1.8 T Quattro	165	8N5-011 001		06.06 PR: 1KF,2EH						
3.2 Quattro	184	8N5-011 001		06.06 PR: 1KF,2EH						
1.8 T	110		01.01	06.06 PR: 2EK	13.0470-2820.2	LD2820		20961 17,2 /S	LUC	
1.8 T	120		09.05	06.06 PR: 2EK						
1.8 T	132		04.99	06.06 PR: 2EK						
1.8 T	140		09.05	06.06 PR: 2EK						

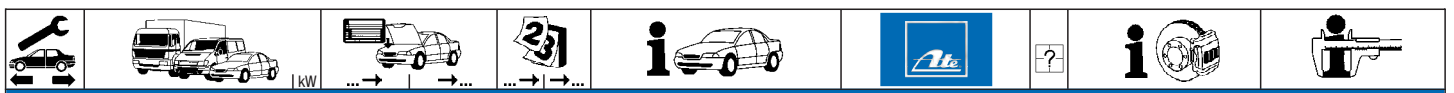
AUDI TT Coupe (06-)

	1.8 TFSI	118		06.08	PR: 1LJ,1LL	13.0470-7226.2	LD7226		23587 20,4 +/WK	ATE
	2.0 quattro	195		05.08	PR: 1LJ,1LL					
	2.0 TDI quattro	125		06.08	PR: 1LJ,1LL					
	2.0 TFSI	147		07.06	PR: 1LJ,1LL					
	2.0 TFSI	155		05.10	PR: 1LJ,1LL					
	2.0 TFSI quattro	147		05.08	PR: 1LJ,1LL					
	2.0 TFSI quattro	155		05.10	PR: 1LJ,1LL					
	3.2 quattro	184		07.06	PR: 1LJ,1LL					
	3.2 quattro	184		07.06	PR: 1LJ,1LL					
	1.8 TFSI	118		06.08	PR: 1LK,1LM,1LN	13.0470-7227.2	LD7227		23801 20,4 +/WK	ATE
2.0 quattro	195		05.08	PR: 1LK,1LM,1LN						
2.0 TDI quattro	125		06.08	PR: 1LK,1LM,1LN						
2.0 TFSI	147		07.06	PR: 1LK,1LM,1LN						
2.0 TFSI	155		05.10	PR: 1LK,1LM,1LN						
2.0 TFSI quattro	147		05.08	PR: 1LK,1LM,1LN						
2.0 TFSI quattro	155		05.10	PR: 1LK,1LM,1LN						
3.2 quattro	184		07.06	PR: 1LK,1LM,1LN						
TTS 2.0 TFSI	200		05.08	PR: 1LN						
	1.8 TFSI	118		06.08	PR: 1KJ,2EE	13.0470-2880.2	LD2880		23914 17,1 /WE/S	LUC
	2.0 quattro	195		05.08	PR: 1KJ,2EE					
	2.0 TDI quattro	125		06.08	PR: 1KJ,2EE					
	2.0 TFSI	147		07.06	PR: 1KJ,2EE					
	2.0 TFSI	155		05.10	PR: 1KJ,2EE					
	2.0 TFSI quattro	147		05.08	PR: 1KJ,2EE					
	2.0 TFSI quattro	155		05.10	PR: 1KJ,2EE					
	3.2 quattro	184		07.06	PR: 1KJ,2EE					
	3.2 quattro	184		07.06	PR: 1KJ,2EE					
	TTS 2.0 TFSI	200		05.08	PR: 1KJ,2EE					
RS 2.5 TFSI	250		05.09		13.0470-2887.2	LD2887		23914 17,1 /WE/S	LUC	
RS 2.5 TFSI plus	265		05.11							

AUDI TT Roadster (07-)

	1.8 TFSI	118		06.08	PR: 1LJ,1LL	13.0470-7226.2	LD7226		23587 20,4 +/WK	ATE
	2.0 quattro	195		05.08	PR: 1LJ,1LL					
	2.0 TDI quattro	125		06.08	PR: 1LJ,1LL					
	2.0 TFSI	147		02.07	PR: 1LJ,1LL					
	2.0 TFSI	155		05.10	PR: 1LJ,1LL					
	2.0 TFSI quattro	147		05.08	PR: 1LJ,1LL					
	2.0 TFSI quattro	155		05.10	PR: 1LJ,1LL					
	3.2 quattro	184		02.07	PR: 1LJ,1LL					
	3.2 quattro	184		02.07	PR: 1LJ,1LL					
	1.8 TFSI	118		06.08	PR: 1LK,1LM,1LN	13.0470-7227.2	LD7227		23801 20,4 +/WK	ATE
2.0 quattro	195		05.08	PR: 1LK,1LM,1LN						
2.0 TDI quattro	125		06.08	PR: 1LK,1LM,1LN						
2.0 TFSI	147		02.07	PR: 1LK,1LM,1LN						
2.0 TFSI	155		05.10	PR: 1LK,1LM,1LN						
2.0 TFSI quattro	147		05.08	PR: 1LK,1LM,1LN						
2.0 TFSI quattro	155		05.10	PR: 1LK,1LM,1LN						
3.2 quattro	184		02.07	PR: 1LK,1LM,1LN						
TTS 2.0 TFSI	200		05.08	PR: 1LN						
	1.8 TFSI	118		06.08	PR: 1KJ,2EE	13.0470-2880.2	LD2880		23914 17,1 /WE/S	LUC
	2.0 quattro	195		05.08	PR: 1KJ,2EE					
	2.0 TDI quattro	125		06.08	PR: 1KJ,2EE					
	2.0 TFSI	147		02.07	PR: 1KJ,2EE					
	2.0 TFSI	155		05.10	PR: 1KJ,2EE					
	2.0 TFSI quattro	147		05.08	PR: 1KJ,2EE					
	2.0 TFSI quattro	155		05.10	PR: 1KJ,2EE					
	3.2 quattro	184		02.07	PR: 1KJ,2EE					
	3.2 quattro	184		02.07	PR: 1KJ,2EE					
	RS 2.5 TFSI	250		05.09		13.0470-2887.2	LD2887		23914 17,1 /WE/S	LUC





AUDI TT Roadster (07-)

	RS 2.5 TFSI plus	265		02.12		13.0470-2887.2	LD2887		23914 17,1 /WE/S	LUC
--	------------------	-----	--	-------	--	----------------	--------	--	------------------	-----

BMW 1er Reihe/E81/E87 Limousine (04-11)

	120 d	120		09.04	02.07 + 5 türig ¹⁾	13.0470-7215.2	LD7215		- Performance Parts	23935 17,8 +/WE	ATE							
	120 i	110		09.04	12.05 + 5 türig ¹⁾													
	116 d	85		03.09	02.10	13.0470-2710.2	LD2710		- Performance Parts	23915 17,6 +/WE/Zub/S	LUC							
	116 i	85		09.04	08.07													
	116 i	90		09.07	12.08													
	116 i	90		01.09	02.10													
	118 d	90		09.04	03.07													
	118 d	105		04.07	02.10													
	118 i	95		09.04	03.07													
	118 i	105		04.07	02.10													
	120 i	110		01.06	03.07 + 5 türig ¹⁾													
	116 d	85		03.10	05.11													
	116 i	90		03.10	05.11													
	118 i	105		03.10	05.11													
118 i	105		03.10	05.11														
	120 d	120		09.04	02.07 + 3 türig ²⁾	13.0470-7216.2	LD7216		- Performance Parts	23794 20,3 +/WE	ATE							
	120 d	130		03.07	02.10													
	120 i	110		09.04	03.07 + 3 türig ²⁾													
	120 i	125		04.07	02.10													
	120 d	130		03.10	05.11	13.0470-7216.2	LD7216		- Performance Parts	23794 20,3 +/WE	ATE							
	120 i	125		03.10	05.11													
	123 d	150		10.07	02.10	13.0470-7223.2	LD7223		- Performance Parts	24536 20,3 +/WE	ATE							
	130 i	190		03.05	08.05													
	130 i	195		09.05	02.10													
	123 d	150		03.10	05.11													
	130 i	195		03.10	05.11	13.0470-7223.2	LD7223		- Performance Parts	24536 20,3 +/WE	ATE							
	116 d	85		03.09	02.10													
	116 i	85		09.04	08.07													
	116 i	90		09.07	12.08													
	116 i	90		01.09	02.10	13.0470-2713.2	LD2713		- Performance Parts	23623 17,4 +/WE/Zub/S	LUC							
	118 d	90		04.07	03.07 + 5 türig ¹⁾													
	118 i	95		09.04	03.07													
	118 i	105		04.07	02.10													
	120 i	110		09.04	03.07													
	120 i	125		04.07	02.10													
	116 d	85		03.10	05.11													
	116 i	90		03.10	05.11													
	118 i	105		03.10	05.11													
	120 i	125		03.10	05.11													
		118 d	90		09.04							03.07 + 3 türig ²⁾	13.0470-7217.2	LD7217		- Performance Parts	23926 17,3 +/WE	ATE
		118 d	105		04.07							02.10						
120 d		120		09.04	02.07													
120 d		130		03.07	02.10													
	123 d	150		10.07	02.10	13.0470-7217.2	LD7217		- Performance Parts	23926 17,3 +/WE	ATE							
	130 i	190		03.05	08.05													
	130 i	195		09.05	02.10													
	118 d	105		03.10	05.11													
	120 d	130		03.10	05.11	13.0470-7217.2	LD7217		- Performance Parts	23926 17,3 +/WE	ATE							
	123 d	150		03.10	05.11													
	130 i	150		03.10	05.11													
	130 i	195		03.10	05.11													

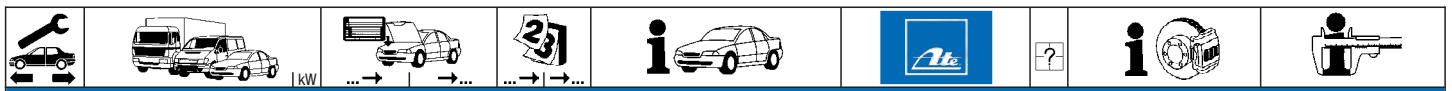
BMW 1er Reihe/E82 Coupe (07-)

	118 d			09.09	02.10	13.0470-2710.2	LD2710		- Performance Parts	23915 17,6 +/WE/Zub/S	LUC
	118 d			03.10							
	120 d	130		10.07	02.10	13.0470-7216.2	LD7216		- Performance Parts	23794 20,3 +/WE	ATE
	120 i	125		09.09	02.10						
	125 i	160		03.08	02.10						
	120 d	130		03.10							
	120 i	125		03.10							
	125 i	160		03.10							
	123 d	150		10.07	02.10						
	123 d	150		03.10							
	3.0 M	250		05.11		13.0470-7167.2	LD7167		- Performance Parts	23312 20,3 +/WE	ATE
	118 d			09.09	02.10						
	120 d	130		10.07	02.10	13.0470-7217.2	LD7217		- Performance Parts	23926 17,3 +/WE	ATE
	120 i	125		09.09	02.10						
	123 d	150		10.07	02.10						
	125 i	160		03.08	02.10						
	118 d			03.10							
	120 d	130		03.10							
120 i	125		03.10								
123 d	150		03.10								
125 i	160		03.10								

¹⁾ + 5 door / + 5 porte / + 5 portes / + 5 puertas

²⁾ + 3 door / + 3 porte / + 3 portes / + 3 puertas



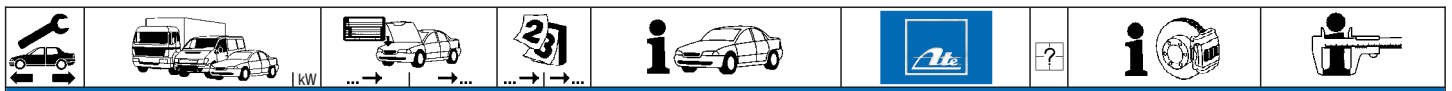


BMW 1er Reihe/E88 Cabrio (08-)

	118 d	105		09.08	02.10		13.0470-2710.2	LD2710	- Performance Parts	23915 17,6 +/WE/Zub/S LUC
	118 i	105		03.08	02.10					
	118 d	105		03.10			13.0470-2710.2	LD2710	- Performance Parts	23915 17,6 +/WE/Zub/S LUC
	118 i	105		03.10						
	120 d	130		03.08	02.10		13.0470-7216.2	LD7216	- Performance Parts	23794 20,3 +/WE ATE
	120 i	125		03.08	02.10					
	125 i	160		03.08	02.10					
	120 d	130		03.10			13.0470-7216.2	LD7216	- Performance Parts	23794 20,3 +/WE ATE
	120 i	125		03.10						
	125 i	160		03.10						
	123 d	150		09.08	02.10		13.0470-7223.2	LD7223	- Performance Parts	24536 20,3 +/WE ATE
	123 d	150		03.10			13.0470-7223.2	LD7223	- Performance Parts	24536 20,3 +/WE ATE
	118 d	105		09.08	02.10		13.0470-7217.2	LD7217	- Performance Parts	23926 17,3 +/WE ATE
	118 i	105		03.08	02.10					
	120 d	130		03.08	02.10					
	120 i	125		03.08	02.10					
	123 d	150		09.08	02.10					
	125 i	160		03.08	02.10					
	118 d	105		03.10			13.0470-7217.2	LD7217	- Performance Parts	23926 17,3 +/WE ATE
	118 i	105		03.10						
	120 d	130		03.10						
	120 i	125		03.10						
	123 d	150		03.10						
	125 i	160		03.10						

BMW 3er Reihe/E36 (91-00)

	316 g Compact			12.95	08.00		13.0470-5405.2	LD5405		21643 17,8 +/WE ATE
	316 i			12.90	02.98					
	316 i Compact 1.6			09.93	08.00					
	316 i Compact 1.9			12.98	08.00					
	316 i Coupe			03.93	04.99					
	316 i Touring			05.97	10.99					
	318 i			12.90	02.98					
	318 i Cabrio			11.93	04.99					
	318 i Touring			02.95	10.99					
	318 iS			01.92	02.98					
	318 iS Coupe			01.92	04.99					
	318 tds			01.94	02.98					
	318 tds Compact			04.94	08.00					
	318 tds Touring			10.94	10.99					
	318 ti Compact			04.94	08.00					
	320 i			12.90	02.98					
	320 i Cabrio			11.93	04.99					
	320 i Coupe			01.92	04.99					
	320 i Touring			05.94	10.99					
	323 i			03.95	02.98					
	323 i Cabrio			03.95	04.99					
	323 i Coupe			03.95	04.99					
	323 i Touring			07.95	10.99					
	323 ti Compact			08.97	08.00					
	325 i			12.90	02.98					
	325 i Cabrio			08.92	03.95					
	325 i Coupe			01.92	04.99					
	325 td			09.91	02.98					
	325 tds			03.93	02.98					
	325 tds Touring			10.94	10.99					
	328 i			11.94	02.98					
	328 i Cabrio			11.94	04.99					
328 i Coupe			11.94	04.99						
328 i Touring			10.94	10.99						
	316 g Compact			12.95	08.00		13.0470-3605.2	LD3605		20180 17,3 +/WE ATE
	316 i Compact 1.6			09.93	08.00					
	316 i Compact 1.9			12.98	08.00					
	318 tds Compact			04.94	08.00					
	318 ti Compact			04.94	08.00					
	323 ti Compact			08.97	08.00					
	316 i			12.90	02.98		13.0470-3605.2	LD3605		20180 17,3 +/WE ATE
	316 i Touring			05.97	10.99					
	318 i			12.90	12.98					
	318 i Cabrio			11.93	04.99					
	318 i Touring			02.95	10.99					
	318 iS			01.92	02.98					
	318 iS Coupe			01.92	04.99					
	318 tds			01.94	02.98					
	318 tds Touring			10.94	10.98					
	320 i			12.90	02.98					
320 i Cabrio			11.93	04.99						
320 i Coupe			01.92	04.99						
320 i Touring			05.94	10.99						
323 i			03.95	02.98						
323 i Cabrio			03.95	04.99						
323 i Coupe			03.95	04.99						
323 i Touring			07.95	10.99						
325 i			12.90	02.98						
325 i Cabrio			08.92	03.95						
325 i Coupe			01.92	04.99						



BMW 3er Reihe/E36 (91-00)

	325 td		09.91	02.98	13.0470-3605.2	LD3605		20180	17,3 +/WE	ATE
	325 tds		03.93	02.98						
	325 tds Touring		10.94	10.99						
	328 i		11.94	02.98						
	328 i Cabrio		11.94	04.99						
	328 i Coupe		11.94	04.99						
	328 i Touring		10.94	10.99						

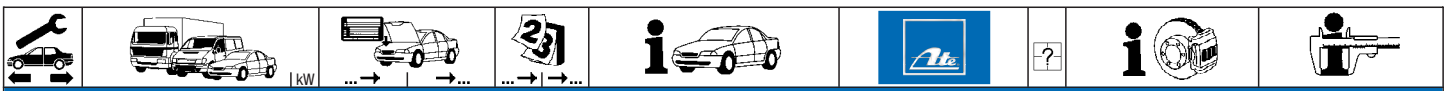
BMW 3er Reihe/E46 (98-06)

	316 i		12.98	02.05	13.0470-5405.2	LD5405		21643	17,8 +/WE	ATE	
	316 i 1.9	77	12.98	02.05							
	316 i Coupe		04.00	08.05							
	316 i Touring	85	03.02	07.05							
	316 ti Compact	85	07.01	02.05							
	318 Ci Cabrio	105	09.01	12.06							
	318 Ci Cabrio	110	02.05	12.06							
	318 d	85	09.01	02.05							
	318 d Touring	85	03.02	07.05							
	318 i		04.98	02.05							
	318 i Coupe		08.99	08.05							
	318 i Touring		10.99	07.05							
	318 td Compact		03.03	02.05							
	318 ti Compact		09.01	02.05							
	320 Cd Cabrio	110	02.05	12.06							
	320 Cd Coupe	110	11.03	08.06							
	320 Ci Cabrio	125	10.00	12.06							
	320 Ci Coupe		06.99	08.06							
	320 d		04.98	02.05							
	320 d Touring		03.00	07.05							
	320 i		04.98	02.05							
	320 i Touring		10.99	07.05							
	320 td Compact		09.01	02.05							
	323 Ci Cabrio	125	05.00	12.06							
	323 Ci Coupe	125	04.99	08.00							
	323 i	125	04.98	08.00							
	325 Ci Cabrio	141	10.00	12.06							
	325 Ci Coupe	141	10.00	08.06							
	325 i	141	10.00	02.05	- Behörde 1)						
	325 i Touring	141	10.00	07.05							
	325 ti Compact	141	07.01	02.05							
	325 xi Touring	141	10.00	07.05							
	328 Ci Coupe	142	04.99	06.00							
	328 i	142	04.98	06.00							
	328 i Touring	142	10.99	06.00							
	325 xi	141	10.00	02.05	- Behörde 1)	13.0470-5405.2	LD5405		21643	17,8 +/WE	ATE
	325 i	141	10.00	02.05	+ Behörde 2)	13.0470-7155.2	LD7155		23183	20,3 +/WE	ATE
	325 xi	141	10.00	02.05	+ Behörde 2)						
	330 Cd Cabrio	150	05.05	12.06	13.0470-7155.2	LD7155		23183	20,3 +/WE	ATE	
	330 Cd Coupe	150	03.03	08.06							
	330 Ci Cabrio	170	09.00	12.06							
	330 Ci Coupe	170	09.00	08.06							
	330 d		10.99	02.05							
	330 d Touring		03.00	07.05							
	330 i	170	09.00	02.05							
	330 i Touring	170	06.00	07.05							
	330 xd		10.99	02.05							
	330 xd Touring		03.00	07.05							
	330 xi	170	09.00	02.05							
	330 xi Touring	170	09.00	07.05							
	316 i		12.98	02.05	13.0470-3605.2	LD3605		20180	17,3 +/WE	ATE	
	316 i 1.9	77	12.98	02.05							
	316 i Coupe		04.00	08.06							
	316 i Touring	85	03.02	07.05							
	316 ti Compact	85	07.01	02.05							
	318 Ci Cabrio	105	09.01	12.06							
	318 Ci Cabrio	110	02.05	12.06							
	318 d	85	09.01	02.05							
	318 d Touring	85	03.02	07.05							
	318 i		04.98	02.05							
	318 i Coupe		08.99	08.06							
	318 i Touring		10.99	07.05							
	318 td Compact		03.03	02.05							
	318 ti Compact		09.01	02.05							
	320 Cd Cabrio	110	02.05	12.06							
	320 Cd Coupe	110	11.03	08.06							
	320 Ci Cabrio	125	10.00	12.06							
	320 Ci Coupe		06.99	08.06							
	320 d		04.98	02.05							
	320 d Touring		03.00	07.05							
	320 i		04.98	02.05							
	320 i Touring		10.99	07.05							
	320 td Compact		09.01	02.05							
	323 Ci Cabrio	125	05.00	12.06							
	323 Ci Coupe	125	04.99	08.00							
	323 i	125	04.98	08.00							
	325 Ci Cabrio	141	10.00	12.06							
	325 Ci Coupe	141	10.00	08.06							

1) - authority cars / - enti statali / - véhicule communal / - vehiculos oficiales

2) + authority cars / + enti statali / + véhicule communal / + vehiculos oficiales





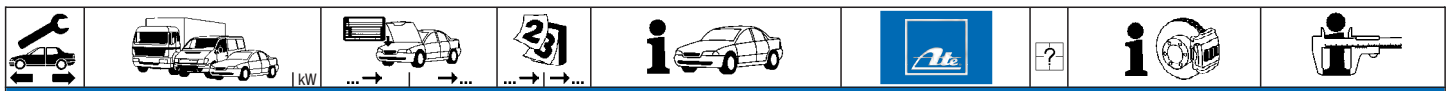
BMW 3er Reihe/E46 (98-06)

	325 i	141		10.00	02.05	- Behörde ¹⁾	13.0470-3605.2	LD3605		20180 17,3 +/WE	ATE
	325 i Touring	141		10.00	07.05						
	325 ti Compact	141		07.01	02.05						
	325 xi	141		10.00	02.05	- Behörde ¹⁾					
	325 xi Touring	141		10.00	07.05						
	328 Ci Coupe	142		04.99	06.00						
	328 i	142		04.98	06.00						
	328 i Touring	142		10.99	06.00						
	325 i	141		10.00	02.05	+ Behörde ²⁾	13.0470-7079.2	LD7079		21487 17,3 +/WE	ATE
	325 xi	141		10.00	02.05	+ Behörde ²⁾					
	330 Cd Cabrio	150		05.05	12.06						
	330 Cd Coupe	150		03.03	08.06						
	330 Ci Cabrio	170		09.00	12.06						
	330 Ci Coupe	170		09.00	08.06						
	330 d			10.99	02.05						
	330 d Touring			03.00	07.05						
	330 i	170		09.00	02.05						
	330 i Touring	170		06.00	07.05						
	330 xd			10.99	02.05						
	330 xd Touring			03.00	07.05						
	330 xi	170		09.00	02.05						
	330 xi Touring	170		09.00	07.05						

BMW 3er Reihe/E90 Limousine (05-)

	316 i	85		01.05	08.07		13.0470-7215.2	LD7215		23935 17,8 +/WE	ATE
	318 d	90		09.05	08.07	- erhöhte Zuladung ³⁾					
	318 i	95		09.05	08.07	- erhöhte Zuladung/ + Motorcode N46 ⁴⁾					
	320 i			12.04	08.07	- erhöhte Zuladung/ + Motorcode N46 ⁴⁾					
	316 d	85		07.09	02.10		13.0470-7216.2	LD7216		23794 20,3 +/WE	ATE
	316 i	90		09.07	02.10						
	318 d			09.07	02.10						
	318 d	90		09.05	08.07	+ erhöhte Zuladung ⁵⁾					
	318 i	95		09.05	08.07	+ erhöhte Zuladung/ + Motorcode N46 ⁶⁾					
	318 i	95		03.07	08.07	- erhöhte Zuladung/ + Motorcode N46N ⁷⁾					
	318 i	105		09.07	02.10						
	320 d	120		12.04	08.07	- Behörde ¹⁾					
	320 i			12.04	08.07	+ erhöhte Zuladung/ + Motorcode N46 ⁶⁾					
	320 i			03.07	08.07	- erhöhte Zuladung/ + Motorcode N46N ⁷⁾					
	320 i	125		09.07	02.10	- erhöhte Zuladung ³⁾					
	320 si	127		06.06	02.10						
	325 d	145		09.06	02.10	- Behörde ¹⁾					
	325 i	160		12.04	08.07	- erhöhte Zuladung/ + Motorcode N52 ⁸⁾					
		316 d	85		03.10						
316 i		90		03.10							
318 d				03.10							
318 i		105		03.10							
320 i		125		03.10		- erhöhte Zuladung ³⁾					
320 si		127		03.10							
325 d	145		03.10		- Behörde ¹⁾						
	330 i	190		12.04	08.07	- erhöhte Zuladung/ + Motorcode N52 ⁸⁾	13.0470-7216.2	LD7216		23794 20,3 +/WE	ATE
	330 i	190		12.04	08.07	+ Motorcode N52N ⁹⁾					
	318 i	95		03.07	08.07	+ erhöhte Zuladung/ + Motorcode N46N ¹⁰⁾	13.0470-7238.2	LD7238		23313 20,3 +/WE	ATE
	320 d	110		09.05	02.10	+ Behörde ²⁾					
	320 d	120		12.04	08.07	+ Behörde ²⁾					
	320 d	130		09.07	02.10	+ Behörde ²⁾					
	320 xd			09.07	02.10	+ Behörde ²⁾					
	325 i	160		12.04	02.10	+ erhöhte Zuladung ⁵⁾					
	320 d	110		03.10		+ Behörde ²⁾					
	320 d	130		03.10		+ Behörde ²⁾					
	320 xd			03.10		+ Behörde ²⁾					
	325 i	160		03.10		+ erhöhte Zuladung ⁵⁾					
	330 d	170		09.05	08.07		13.0470-7216.2	LD7216		23794 20,3 +/WE	ATE
	330 i	190		12.04	08.07	+ erhöhte Zuladung/ + Motorcode N52 ¹¹⁾					
	320 d	110		09.05	02.10	- Behörde ¹⁾	13.0470-7238.2	LD7238		23313 20,3 +/WE	ATE
	320 d	130		09.07	02.10	- Behörde ¹⁾					
	320 i			03.07	08.07	+ erhöhte Zuladung/ + Motorcode N46N ¹⁰⁾					
	320 i	125		09.07	02.10	+ erhöhte Zuladung ⁵⁾					
	320 xd			09.07	02.10	- Behörde ¹⁾					
	325 i	160		12.04	08.07	- erhöhte Zuladung/ + Motorcode N52N					
	325 i	160		09.07	02.10	- erhöhte Zuladung/ + Motorcode N53					
	320 d	110		03.10		- Behörde ¹⁾					
	320 d	130		03.10		- Behörde ¹⁾	13.0470-7238.2	LD7238		23313 20,3 +/WE	ATE
	320 i	125		03.10		+ erhöhte Zuladung ⁵⁾					
	320 xd			03.10		- Behörde ¹⁾					
	325 i	160		03.10		- erhöhte Zuladung/ + Motorcode N53					
	325 i	160		03.10		- erhöhte Zuladung/ + Motorcode N53					
	325 xi	160		01.05	08.07	+ Motorcode N52	13.0470-7216.2	LD7216		23794 20,3 +/WE	ATE
	325 xi	160		01.05	08.07	+ erhöhte Zuladung/ + Motorcode N52N					
	325 xi	160		09.07	02.10	+ erhöhte Zuladung/ + Motorcode N53					
	325 xi	160		03.10		+ erhöhte Zuladung/ + Motorcode N53	13.0470-7216.2	LD7216		23794 20,3 +/WE	ATE
	330 xd	170		09.05	08.07						
	330 xi	190		01.05	08.07						
	330 xi	200		09.07	02.10	- erhöhte Zuladung ³⁾	13.0470-7216.2	LD7216		23794 20,3 +/WE	ATE
	330 xi	200		03.10		- erhöhte Zuladung ³⁾					
	325 xi	160		01.05	08.07	- erhöhte Zuladung/ + Motorcode N52N	13.0470-7238.2	LD7238		23313 20,3 +/WE	ATE
	325 xi	160		09.07	02.10	+ erhöhte Zuladung/ + Motorcode N53					

¹⁾ - authority cars / - enti statali / - véhicule communal / - vehiculos oficiales
²⁾ + authority cars / + enti statali / + véhicule communal / + vehiculos oficiales
³⁾ - increased payload / - carico utile maggiorato / - charge utile augmentée / - incremento de carga
⁴⁾ - increased payload./+engine co.N46 / - carico utile maggior./+codic.mot.N46 / - charge utile augmentée/+moteur co.N46 / - incremento de carga/+motor co.N46
⁵⁾ + increased payload / + carico utile maggiorato / + charge utile augmentée / + incremento de carga
⁶⁾ + increased payload./+engine co.N46 / + carico utile maggior./+codic.mot.N46 / + charge utile augmentée/+moteur co.N46 / + incremento de carga/+motor co.N46
⁷⁾ - increased payload./+engine co.N46N / - carico utile maggior./+codic.mot.N46N / - charge utile augmentée/+moteur co.N46N / - incremento de carga/+motor co.N46N
⁸⁾ - increased payload./+engine co.N52 / - carico utile maggior./+codic.mot.N52 / - charge utile augmentée/+moteur co.N52 / - incremento de carga/+motor co.N52
⁹⁾ + engine code N52N / + codice motore N52N / + moteur code N52N / + motor code N52N
¹⁰⁾ + increased payload./+engine co.N46N / + carico utile maggior./+codic.mot.N46N / + charge utile augmentée/+moteur co.N46N / + incremento de carga/+motor co.N46N
¹¹⁾ + increased payload./+engine co.N52 / + carico utile maggior./+codic.mot.N52 / + charge utile augmentée/+moteur co.N52 / + incremento de carga/+motor co.N52



BMW 3er Reihe/E90 Limousine (05-)

	325 xi	160		03.10	+ erhöhte Zuladung/ + Motorcode N53 ¹⁾	13.0470-7238.2	LD7238		23313 20,3 +/WE	ATE
	330 xd	170		09.07	02.10	13.0470-7237.2	LD7237		24161 20,3 +/WE	ATE
	330 xi	200		09.07	02.10	+ erhöhte Zuladung ²⁾				
	330 xd	170		03.10		13.0470-7237.2	LD7237		24161 20,3 +/WE	ATE
	330 xi	200		03.10		+ erhöhte Zuladung ²⁾				
	335 d	210		09.06		13.0470-7237.2	LD7237		24161 20,3 +/WE	ATE
	335 i	225		09.06						
	325 d	145		09.06	02.10	+ Behörde ³⁾	13.0470-7237.2	LD7237	24161 20,3 +/WE	ATE
	325 d	145		03.10		+ Behörde ³⁾	13.0470-7237.2	LD7237	24161 20,3 +/WE	ATE
	330 d	170		09.07	02.10		13.0470-7237.2	LD7237	24161 20,3 +/WE	ATE
	330 d	180		09.08	02.10					
	330 i	200		09.07	02.10					
	335 xi	225		03.07	02.10					
	330 d	170		03.10		13.0470-7237.2	LD7237		24161 20,3 +/WE	ATE
	330 d	180		03.10						
	330 i	200		03.10						
	335 xi	225		03.10						
	316 d	85		07.09	02.10		13.0470-2713.2	LD2713		23623 17,4 +/WE/Zub/S LUC
	316 i	85		01.05	08.07					
	316 i	90		09.07	02.10					
	318 d	90		09.05	08.07	- erhöhte Zuladung ⁴⁾				
	318 i	95		09.05	08.07	- erhöhte Zuladung/ + Motorcode N46 ⁵⁾				
	320 i	95		12.04	08.07	- erhöhte Zuladung/ + Motorcode N46 ⁵⁾				
	316 d	85		03.10			13.0470-2713.2	LD2713		23623 17,4 +/WE/Zub/S LUC
	316 i	90		03.10						
	318 d	90		09.07	02.10		13.0470-7217.2	LD7217		23926 17,3 +/WE
	318 d	90		09.05	08.07	+ erhöhte Zuladung ²⁾				
	318 i	95		09.05	08.07	+ erhöhte Zuladung/ + Motorcode N46 ⁶⁾				
	318 i	95		03.07	08.07	+ Motorcode N46N ⁷⁾				
	318 i	105		09.07	02.10					
	320 d	110		09.05	02.10	- Behörde ⁸⁾				
	320 d	120		12.04	08.07					
	320 d	130		09.07	02.10	- Behörde ⁸⁾				
	320 i	120		12.04	08.07	+ erhöhte Zuladung/ + Motorcode N46 ⁶⁾				
	320 i	125		03.07	08.07	+ Motorcode N46N ⁷⁾				
	320 i	125		09.07	02.10					
	320 si	127		06.06	02.10					
	320 xd	127		09.07	02.10	- Behörde ⁸⁾				
	325 i	160		12.04	02.10	- erhöhte Zuladung ⁴⁾				
	325 xi	160		01.05	02.10	- erhöhte Zuladung ⁴⁾				
	318 d	105		03.10			13.0470-7217.2	LD7217		23926 17,3 +/WE
	318 i	110		03.10		- Behörde ⁸⁾				
	320 d	110		03.10		- Behörde ⁸⁾				
	320 d	130		03.10						
	320 i	125		03.10						
	320 si	127		03.10						
	320 xd	127		03.10		- Behörde ⁸⁾				
	325 i	160		03.10		- erhöhte Zuladung ⁴⁾				
	325 xi	160		03.10		- erhöhte Zuladung ⁴⁾				
	320 d	110		09.05	02.10	+ Behörde ³⁾	13.0470-7225.2	LD7225		23550 17,3 +/WE
	320 d	130		09.07	02.10	+ Behörde ³⁾				
	320 xd	130		09.07	02.10	+ Behörde ³⁾				
	325 d	145		09.06	02.10					
	325 i	160		12.04	02.10	+ erhöhte Zuladung ²⁾				
	325 xi	160		01.05	02.10	+ erhöhte Zuladung ²⁾				
	330 d	170		09.05	02.10					
	330 d	180		09.08	02.10					
	330 i	190		12.04	08.07					
	330 i	200		09.07	02.10					
	330 xd	170		09.05	02.10					
	330 xd	180		01.09	02.10					
	330 xi	190		01.05	08.07					
	330 xi	200		09.07	02.10					
	335 d	210		09.06	02.10					
	335 i	225		09.06	02.10					
	335 xi	225		03.07	02.10					
	320 d	110		03.10		+ Behörde ³⁾	13.0470-7225.2	LD7225		23550 17,3 +/WE
	320 d	130		03.10		+ Behörde ³⁾				
	320 xd	130		03.10		+ Behörde ³⁾				
	325 d	145		03.10						
	325 i	160		03.10		+ erhöhte Zuladung ²⁾				
	325 xi	160		03.10		+ erhöhte Zuladung ²⁾				
	330 d	170		03.10						
	330 d	180		03.10						
	330 i	200		03.10						
	330 xd	170		03.10						
	330 xd	180		03.10						
	330 xi	200		03.10						
	335 d	210		03.10						
	335 i	225		03.10						
	335 xi	225		03.10						
	M3	309		12.07	02.10		13.0470-7169.2	LD7169		23309 17,3 +/WE
	M3	309		03.10			13.0470-7169.2	LD7169		23309 17,3 +/WE

¹⁾ + increased payl./+engine co.N53 / + carico utile maggior./+codic.mot.N53 / + charge utile augmentée/+moteur co.N53 / + incremento de carga/+motor co.N53

²⁾ + increased payload / + carico utile maggiorato / + charge utile augmentée / + incremento de carga

³⁾ + authority cars / + enti statali / + véhicule communal / + vehiculos oficiales

⁴⁾ - increased payload / - carico utile maggiorato / - charge utile augmentée / - incremento de carga

⁵⁾ - increased payl./+engine co.N46 / - carico utile maggior./+codic.mot.N46 / - charge utile augmentée/+moteur co.N46

⁶⁾ - incremento de carga/+motor co.N46

⁷⁾ + increased payl./+engine co.N46 / + carico utile maggior./+codic.mot.N46 / + charge utile augmentée/+moteur co.N46

⁸⁾ - incremento de carga/+motor co.N46

⁷⁾ + engine code N46N / + codice motore N46N / + moteur code N46N / + motor code N46N

⁸⁾ - authority cars / - enti statali / - véhicule communal / - vehiculos oficiales



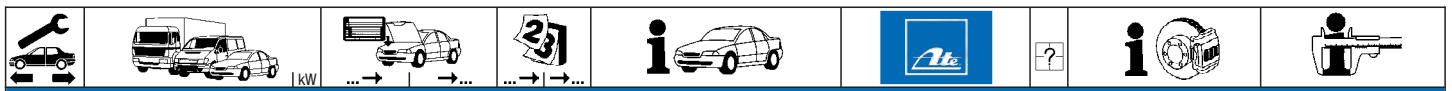


BMW 3er Reihe/E91 Touring (05-)

	316 d	85		09.09	02.10		13.0470-7216.2	LD7216		23794 20,3 +/WE	ATE
	318 d	90		09.05	08.07						
	318 i			01.06	08.07	+ Motorcode N46 ¹⁾					
	318 i	105		03.08	02.10	- erhöhte Zuladung ²⁾					
	320 d	120		06.05	08.07						
	320 i			06.05	08.07	+ Motorcode N46 ¹⁾					
	323 i			06.05	02.10						
	325 d	145		09.06	02.10	- Behörde ³⁾					
	325 i	160		06.05	08.07	+ Motorcode N52 ⁴⁾					
	316 d	85		03.10			13.0470-7216.2	LD7216		23794 20,3 +/WE	ATE
	318 i	105		03.10		- erhöhte Zuladung ²⁾					
	323 i			03.10							
	325 d	145		03.10		- Behörde ³⁾					
	330 d	170		06.05	08.07		13.0470-7216.2	LD7216		23794 20,3 +/WE	ATE
	330 i	190		06.05	08.07						
318 d	105		09.07	02.10		13.0470-7238.2	LD7238		23313 20,3 +/WE	ATE	
318 i			03.07	08.07	+ Motorcode N46N ⁵⁾						
318 i	105		09.07	02.08	- erhöhte Zuladung ²⁾						
318 i	105		09.07	02.10	+ erhöhte Zuladung ⁶⁾						
320 d			09.07	02.10	- Behörde ³⁾						
320 d	120		09.07	02.10	- Behörde ³⁾						
320 i			06.05	08.07	+ Motorcode N46N ⁵⁾						
320 i	125		09.07	02.10							
320 xd	130		09.07	02.10	- Behörde ³⁾						
325 i	160		03.07	02.10	- erhöhte Zuladung/ + Motorcode N52N/N53 ⁷⁾						
318 d	105		03.10			13.0470-7238.2	LD7238		23313 20,3 +/WE	ATE	
318 i	105		03.10		+ erhöhte Zuladung ⁶⁾						
320 d			03.10		- Behörde ³⁾						
320 d	120		03.10		- Behörde ³⁾						
320 i	125		03.10								
320 xd	130		03.10		- Behörde ³⁾						
325 i	160		03.10		- erhöhte Zuladung/ + Motorcode N52N/N53 ⁷⁾						
325 i	160		03.07	08.07	+ erhöhte Zuladung/ + Motorcode N52N ⁸⁾	13.0470-7216.2	LD7216		23794 20,3 +/WE	ATE	
325 xi	160		06.05	02.10	+ Motorcode N52N/N53 ⁹⁾						
325 xi	160		03.07	08.07	+ erhöhte Zuladung/ + Motorcode N52N ⁸⁾						
325 xi	160		03.10		+ Motorcode N52N/N53 ⁹⁾	13.0470-7216.2	LD7216		23794 20,3 +/WE	ATE	
330 xd	170		06.05	08.07		13.0470-7216.2	LD7216		23794 20,3 +/WE	ATE	
330 xi	190		06.05	08.07							
325 xi	160		03.07	02.10	- erhöhte Zuladung/ + Motorcode N52N ¹⁰⁾	13.0470-7238.2	LD7238		23313 20,3 +/WE	ATE	
325 xi	160		03.10		- erhöhte Zuladung/ + Motorcode N52N ¹⁰⁾	13.0470-7238.2	LD7238		23313 20,3 +/WE	ATE	
320 d			09.07	02.10	+ Behörde ¹¹⁾	13.0470-7216.2	LD7216		23794 20,3 +/WE	ATE	
320 d	120		09.07	02.10	+ Behörde ¹¹⁾						
320 xd	130		09.07	02.10	+ Behörde ¹¹⁾						
325 i	160		09.07	02.10	+ erhöhte Zuladung/ + Motorcode N53 ¹²⁾						
320 d			03.10		+ Behörde ¹¹⁾	13.0470-7216.2	LD7216		23794 20,3 +/WE	ATE	
320 d	120		03.10		+ Behörde ¹¹⁾						
320 xd	130		03.10		+ Behörde ¹¹⁾						
325 i	160		03.10		+ erhöhte Zuladung/ + Motorcode N53 ¹²⁾						
330 xd	170		09.07	02.10		13.0470-7237.2	LD7237		24161 20,3 +/WE	ATE	
330 xi	200		09.07	02.10							
330 xd	170		03.10			13.0470-7237.2	LD7237		24161 20,3 +/WE	ATE	
330 xi	200		03.10								
335 d	210		09.06			13.0470-7237.2	LD7237		24161 20,3 +/WE	ATE	
335 i	225		09.06								
325 d	145		09.06	02.10	+ Behörde ¹¹⁾	13.0470-7237.2	LD7237		24161 20,3 +/WE	ATE	
325 d	145		03.10		+ Behörde ¹¹⁾	13.0470-7237.2	LD7237		24161 20,3 +/WE	ATE	
330 d	170		09.07	02.10		13.0470-7237.2	LD7237		24161 20,3 +/WE	ATE	
330 d	180		09.08	02.10							
330 i	200		09.07	02.10							
335 xi	225		03.07	02.10							
330 d	170		03.10			13.0470-7237.2	LD7237		24161 20,3 +/WE	ATE	
330 d	180		03.10								
330 i	200		03.10								
335 xi	225		03.10								
	316 d	85		09.09	02.10		13.0470-7217.2	LD7217		23926 17,3 +/WE	ATE
	318 d	90		09.05	08.07						
	318 d	105		09.07	02.10						
	318 i			01.06	08.07						
	318 i	105		09.07	02.10						
	320 d			09.07	02.10	- Behörde ³⁾					
	320 d	120		06.05	02.10	- Behörde ³⁾					
	320 i			06.05	08.07						
	320 i	125		09.07	02.10						
	320 xd	130		09.07	02.10	- Behörde ³⁾					
	323 i			06.05	02.10						
	325 i	160		06.05	02.10	- erhöhte Zuladung ²⁾					
	325 xi	160		03.07	08.07	- erhöhte Zuladung/ + Motorcode N52N ¹⁰⁾					
	316 d	85		03.10			13.0470-7217.2	LD7217		23926 17,3 +/WE	ATE
	318 d	105		03.10							
318 i	105		03.10								
320 d			03.10		- Behörde ³⁾						
320 d	120		03.10		- Behörde ³⁾						
320 i	125		03.10								

¹⁾ + engine code N46 / + codice motore N46 / + moteur code N46 / + motor code N46
²⁾ - increased payload / - carico utile maggiorato / - charge utile augmentée / - incremento de carga
³⁾ - authority cars / - enti statali / - véhicule communal / - vehiculos oficiales
⁴⁾ + engine code N52 / + codice motore N52 / + moteur code N52 / + motor code N52
⁵⁾ + engine code N46N / + codice motore N46N / + moteur code N46N / + motor code N46N
⁶⁾ + increased payload / + carico utile maggiorato / + charge utile augmentée / + incremento de carga
⁷⁾ - increased payl./+eng.co.N52N/N53 / - caric.utili.magg./+codic.mot.N52N/N53 / - charge utile augment./+moteur N52N/N53 / - incremento de carga/+motor co.N52N/N53

⁸⁾ + increased payl./+engine co.N52N / + carico utile maggior./+codic.mot.N52N / + charge utile augmentée/+moteur co.N52N / + incremento de carga/+motor co.N52N
⁹⁾ + engine code N52N/N53 / + codice motore N52N/N53 / + moteur code N52N/N53 / + motor code N52N/N53
¹⁰⁾ - increased payl./+engine co.N52N / - carico utile maggior./+codic.mot.N52N / - charge utile augmentée/+moteur co.N52N / - incremento de carga/+motor co.N52N
¹¹⁾ + authority cars / + enti statali / + véhicule communal / + vehiculos oficiales
¹²⁾ + increased payl./+engine co.N53 / + carico utile maggior./+codic.mot.N53 / + charge utile augmentée/+moteur co.N53 / + incremento de carga/+motor co.N53



BMW 3er Reihe/E91 Touring (05-)

320 xd	130		03.10	- Behörde ¹⁾	13.0470-7217.2	LD7217		23926	17,3 +/WE	ATE
			03.10							
323 i			03.10							
325 i	160		03.10	- erhöhte Zuladung ²⁾						
320 d			09.07	02.10 + Behörde ³⁾	13.0470-7225.2	LD7225		23550	17,3 +/WE	ATE
320 d	120		06.05	02.10 + Behörde ³⁾						
320 xd	130		09.07	02.10 + Behörde ³⁾						
325 d	145		09.06	02.10						
325 i	160		06.05	02.10 + erhöhte Zuladung ⁴⁾						
325 xi	160		06.05	02.10 + Motorcode N52N/N53 ⁵⁾						
325 xi	160		03.07	08.07 + erhöhte Zuladung/ + Motorcode N52N ⁶⁾						
330 d	170		06.05	02.10						
330 d	180		09.08	02.10						
330 i	190		06.05	08.07						
330 i	200		09.07	02.10						
330 xd	170		06.05	02.10						
330 xi	190		06.05	08.07						
330 xi	200		09.07	02.10						
335 d	210		09.06	02.10						
335 i	225		09.06	02.10						
335 xi	225		03.07	02.10						
320 d			03.10	+ Behörde ³⁾	13.0470-7225.2	LD7225		23550	17,3 +/WE	ATE
320 d	120		03.10	+ Behörde ³⁾						
320 xd	130		03.10	+ Behörde ³⁾						
325 d	145		03.10							
325 i	160		03.10	+ erhöhte Zuladung ⁴⁾						
325 xi	160		03.10	+ Motorcode N52N/N53 ⁵⁾						
330 d	170		03.10							
330 d	180		03.10							
330 i	200		03.10							
330 xd	170		03.10							
330 xi	200		03.10							
335 d	210		03.10							
335 i	225		03.10							
335 xi	225		03.10							

BMW 3er Reihe/E92 Coupe (06-)

320 i	125		03.07	02.10	13.0470-7216.2	LD7216		23794	20,3 +/WE	ATE
			09.06	02.10						
			03.07	02.10						
			09.06	02.10 + Motorcode N53 ⁷⁾						
			09.06	08.07 + Motorcode N52N ⁸⁾						
			09.06	08.07 + Motorcode N52N ⁸⁾						
318 i	105		03.10		13.0470-7216.2	LD7216		23794	20,3 +/WE	ATE
320 i	125		03.10							
323 i			03.10							
325 d	145		03.10							
325 i	160		03.10	+ Motorcode N53 ⁷⁾						
330 i	200		09.06	02.10 + Motorcode N52N ⁸⁾						
330 i	200		03.10	+ Motorcode N52N ⁸⁾	13.0470-7216.2	LD7216		23794	20,3 +/WE	ATE
320 d	130		03.07	02.10						
320 xd	130		03.07	02.10						
325 i	160		09.07	02.10 + Motorcode N52N ⁸⁾						
325 xi	160		09.07	02.10 + Motorcode N52N ⁸⁾						
320 d	130		03.10							
320 xd	130		03.10		13.0470-7216.2	LD7216		23794	20,3 +/WE	ATE
325 i	160		03.10	+ Motorcode N52N ⁸⁾						
325 xi	160		03.10	+ Motorcode N52N ⁸⁾						
325 xi	160		09.06	02.10 + Motorcode N53 ⁷⁾						
325 xi	160		03.10	+ Motorcode N53 ⁷⁾						
330 xi	200		09.06	02.10						
330 xi	200		03.10		13.0470-7216.2	LD7216		23794	20,3 +/WE	ATE
330 d	180		09.08	02.10						
330 i	200		09.06	02.10 + Motorcode N53 ⁷⁾						
330 d	180		03.10							
330 i	200		03.10	+ Motorcode N53 ⁷⁾						
330 d	170		09.06							
335 d	210		09.06		13.0470-7237.2	LD7237		24161	20,3 +/WE	ATE
335 i	225		09.06							
330 xd	170		09.06	02.10						
335 xi	225		09.07	02.10						
330 xd	170		03.10							
335 xi	225		03.10							
320 d	130		03.07	02.10	13.0470-7217.2	LD7217		23926	17,3 +/WE	ATE
			03.07	02.10						
			03.07	02.10						
			09.06	02.10						
			09.06	02.10						
			09.06	02.10						
318 i	105		03.10		13.0470-7217.2	LD7217		23926	17,3 +/WE	ATE
320 d	130		03.10							
320 i	125		03.10							
320 xd	130		03.10							
323 i			03.10							
325 i	160		03.10							

¹⁾ - authority cars / - enti statali / - véhicule communal / - vehiculos oficiales

²⁾ - increased payload / - carico utile maggiorato / - charge utile augmentée / - incremento de carga

³⁾ + authority cars / + enti statali / + véhicule communal / + vehiculos oficiales

⁴⁾ + increased payload / + carico utile maggiorato / + charge utile augmentée / + incremento de carga

⁵⁾ + engine code N52N/N53 / + codice motore N52N/N53 / + moteur code N52N/N53 / + motor code N52N/N53

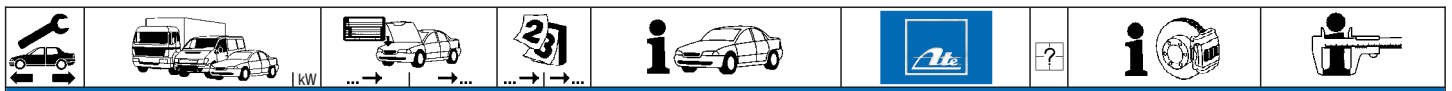
⁶⁾ + increased payload / + engine co.N52N / + carico utile maggior./+codic.mot.N52N / + charge utile augmentée/+

moteur co.N52N / + incremento de carga/+motor co.N52N

⁷⁾ + engine code N53 / + codice motore N53 / + moteur code N53 / + motor code N53

⁸⁾ + engine code N52N / + codice motore N52N / + moteur code N52N / + motor code N52N





BMW 3er Reihe/E92 Coupe (06-)

	325 xi	160		03.10			13.0470-7217.2	LD7217		23926	17,3 +/WE	ATE	
	325 d	145		03.07	02.10		13.0470-7225.2	LD7225		23550	17,3 +/WE	ATE	
	330 d	170		09.06	02.10								
	330 d	180		09.08	02.10								
	330 i	200		09.06	02.10								
	330 xd	170		09.06	02.10								
	330 xi	200		09.06	02.10								
	335 d	210		09.06	02.10								
	335 i	225		09.06	02.10								
	335 xi	225		09.07	02.10								
	325 d	145		03.10			13.0470-7225.2	LD7225			23550	17,3 +/WE	ATE
	330 d	170		03.10									
	330 d	180		03.10									
	330 i	200		03.10									
	330 xd	170		03.10									
330 xi	200		03.10										
335 d	210		03.10										
335 i	225		03.10										
335 xi	225		03.10										
M3	309		03.07	02.10		13.0470-7169.2	LD7169			23309	17,3 +/WE	ATE	
M3	309		03.10			13.0470-7169.2	LD7169			23309	17,3 +/WE	ATE	

BMW 3er Reihe/E93 Cabrio (07-)

	320 d	130		03.08	02.10		13.0470-7238.2	LD7238			23313	20,3 +/WE	ATE
	320 i	125		03.07	02.08								
	325 i	160		03.07	02.10	+ Motorcode N52N ¹⁾							
	320 d	130		03.10			13.0470-7238.2	LD7238			23313	20,3 +/WE	ATE
	325 i	160		03.10		+ Motorcode N52N ¹⁾							
	330 i	200		03.07	02.10	+ Motorcode N52N ¹⁾	13.0470-7216.2	LD7216			23794	20,3 +/WE	ATE
	318 i	105		03.10			13.0470-7216.2	LD7216			23794	20,3 +/WE	ATE
	325 d	145		09.07									
	325 d	150		03.10									
	330 i	200		03.10		+ Motorcode N52N ¹⁾							
	330 i	200		03.07		+ Motorcode N53 ²⁾	13.0470-7237.2	LD7237			24161	20,3 +/WE	ATE
	330 d	170		03.07	02.10		13.0470-7237.2	LD7237			24161	20,3 +/WE	ATE
	335 i	225		03.07	02.10								
	330 d	170		03.10			13.0470-7237.2	LD7237			24161	20,3 +/WE	ATE
	335 i	225		03.10									
	320 d	130		03.08	02.10		13.0470-7217.2	LD7217			23926	17,3 +/WE	ATE
	320 i	125		03.07	02.10								
	325 i	160		03.07	02.10								
	318 i	105		03.10			13.0470-7217.2	LD7217			23926	17,3 +/WE	ATE
	320 d	130		03.10									
	320 i	125		03.10									
	325 i	160		03.10									
	325 d	145		09.07	02.10		13.0470-7225.2	LD7225			23550	17,3 +/WE	ATE
	330 d	170		03.07	02.10								
	330 i	200		03.07	02.10								
	335 i	225		03.07	02.10								
	325 d	145		03.10			13.0470-7225.2	LD7225			23550	17,3 +/WE	ATE
	325 d	150		03.10									
	330 d	170		03.10									
	330 i	200		03.10									
335 i	225		03.10										
M3	309		03.08	02.10		13.0470-7169.2	LD7169			23309	17,3 +/WE	ATE	
M3	309		03.10			13.0470-7169.2	LD7169			23309	17,3 +/WE	ATE	

BMW 5er Reihe/E39 (96-03)

	520 d	100		04.00	07.03	- Behörde ³⁾	13.0470-7089.2	LD7089			21677	20,3 +/WE	ATE
	520 d Touring	100		04.00	07.03	- Behörde ³⁾							
	520 i			03.96	07.03	- Behörde ³⁾							
	520 i Touring			05.97	07.03	- Behörde ³⁾							
	523 i	125		12.95	09.00								
	523 i Touring	125		05.97	09.00								
	525 d	120		04.00	07.03	- Behörde ³⁾							
	525 d Touring	120		04.00	07.03	- Behörde ³⁾							
	525 i	141		10.00	07.03	- Behörde ³⁾							
	525 i Touring	141		10.00	07.03	- Behörde ³⁾							
	525 td	85		01.97	09.00								
	525 tds	105		02.96	09.00								
	525 tds Touring	105		06.98	09.00								
	528 i	142		12.95	09.00								
	528 i Touring	142		05.97	09.00								
530 d			09.98	07.03									
530 d Touring			09.98	07.03									
520 d	100		04.00	07.03	+ Behörde ⁴⁾	13.0470-7078.2	LD7078				21486	19,3 +/WE	ATE
520 d Touring	100		04.00	07.03	+ Behörde ⁴⁾								
520 i			03.96	07.03	+ Behörde ⁴⁾								
520 i Touring			05.97	07.03	+ Behörde ⁴⁾								
525 d	120		04.00	07.03	+ Behörde ⁴⁾								
525 d Touring	120		04.00	07.03	+ Behörde ⁴⁾								
525 i	141		10.00	07.03	+ Behörde ⁴⁾								
525 i Touring	141		10.00	07.03	+ Behörde ⁴⁾								
530 d			09.98	07.03									

1) + engine code N52N / + codice motore N52N / + moteur code N52N / + motor code N52N

2) + engine code N53 / + codice motore N53 / + moteur code N53 / + motor code N53

3) - authority cars / - enti statali / - véhicule communal / - vehiculos oficiales

4) + authority cars / + enti statali / + véhicule communal / + vehiculos oficiales



BMW 5er Reihe/E39 (96-03)

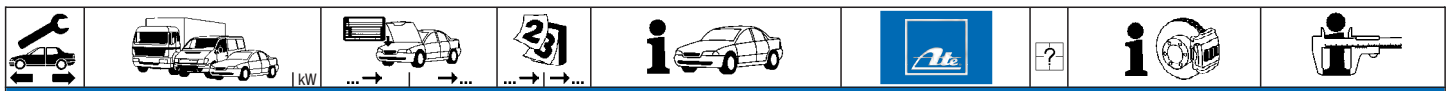
	530 d Touring		09.98	07.03	13.0470-7078.2	LD7078		21486	19,3 +/WE	ATE
	530 i	170	10.00	07.03						
	530 i Touring	170	10.00	07.03						
	540 i	210	05.96	07.03						
540 i Touring	210	05.97	07.03							
	520 d	100	04.00	07.03	13.0470-7090.2	LD7090		21691	17,3 +/WE	ATE
	520 i		03.96	07.03						
	523 i	125	12.95	09.00						
	525 d	120	04.00	07.03						
	525 i	141	10.00	07.03						
	525 td	85	01.97	09.00						
	525 tds	105	02.96	09.00						
	528 i	142	12.95	09.00						
	530 d		09.98	07.03						
	530 i	170	10.00	07.03						
	535 i		05.96	07.03						
	540 i	210	05.96	07.03						
	520 d Touring	100	04.00	07.03						
520 i Touring		05.97	07.03							
523 i Touring	125	05.97	09.00							
525 d Touring	120	04.00	07.03							
525 i Touring	141	10.00	07.03							
525 tds Touring	105	06.98	09.00							
528 i Touring	142	05.97	09.00							
530 d Touring		09.98	07.03							
530 i Touring	170	10.00	07.03							
540 i Touring	210	05.97	07.03							

BMW 5er Reihe/E60 Limousine (03-10)

	520 d		07.05	02.10	13.0470-7176.2	LD7176		23794	20,3 +/WE	ATE	
	520 i	125	07.03	03.05							- Behörde ¹⁾ + Schaltgetriebe ²⁾
	523 i	130	07.05	03.07							- Behörde ¹⁾
	523 i	140	03.07	02.10							- Behörde/ + Motorcode N52N ³⁾
	525 d		10.03	03.07							- Behörde ¹⁾
	525 i	141	07.03	06.05							- Behörde ¹⁾
525 i	160	03.07	02.10	- Behörde/ + Motorcode N52N ³⁾							
	520 d		07.05	02.10	13.0470-7167.2	LD7167		23312	20,3 +/WE	ATE	
	520 d	130	09.07	02.10							+ Behörde ⁴⁾
	520 i	125	07.03	03.05							+ Automatikgetriebe ⁵⁾
	523 i	130	07.05	03.07							+ Behörde ⁴⁾
	523 i	140	03.07	02.10							+ Behörde/ + Motorcode N52N ⁶⁾
	523 i	140	03.07	02.10							+ Motorcode N53 ⁷⁾
	525 d		10.03	03.07							+ Behörde ⁴⁾
	525 d	145	03.07	02.10							
	525 i	141	07.03	06.05							+ Behörde ⁴⁾
	525 i	160	07.05	03.07							
	525 i	160	03.07	02.10							+ Behörde/ + Motorcode N52N ⁶⁾
	525 i	160	03.07	02.10							+ Motorcode N53 ⁷⁾
	525 xd	145	03.07	02.10							
	525 xi	160	07.05	02.10							
	530 d	160	07.03	08.05							
	530 d	170	07.03	03.07							
	530 d	173	03.07	02.10							
	530 i	170	07.03	03.05							
	530 i	190	07.05	03.07							
	530 i	200	01.07	02.10							
530 xd	170	07.05	03.07								
530 xd	173	03.07	02.10								
530 xi	190	07.05	03.07								
530 xi	200	03.07	02.10								
	535 d	200	09.04	03.07	13.0470-7210.2	LD7210		23791	20,8 +/WE	ATE	
	535 d	210	03.07	02.10							
	540 i	225	03.07	02.10							+ erhöhte Zuladung ⁸⁾
	520 d		07.05	02.10	13.0470-7174.2	LD7174		23732	17,3 +/WE	ATE	
	520 d	130	09.07	02.10							
	520 i	125	07.03	03.05							
	523 i	130	07.05	03.07							
	523 i	140	03.07	02.10							
	525 d		10.03	03.07							
	525 d	145	03.07	02.10							- Behörde ¹⁾
	525 i	141	07.03	06.05							
	525 i	160	07.05	03.07							
	525 i	160	03.07	02.10							+ Motorcode N52N ⁹⁾
	525 i	160	03.07	02.10							- Behörde/ + Motorcode N53 ¹⁰⁾
	525 xd	145	03.07	02.10							
	525 xi	160	07.05	02.10							
	530 d	160	07.03	08.05							- Behörde ¹⁾
	530 d	170	07.03	03.07							- Behörde ¹⁾
	530 d	173	03.07	02.10							- Behörde ¹⁾
	530 i	170	07.03	03.05							
	530 i	190	07.05	03.07							- Behörde ¹⁾
	530 i	200	01.07	02.10							- Behörde/ + Motorcode N52N ³⁾
	530 xd	170	07.05	03.07							
	530 xd	173	03.07	02.10							
	530 xi	190	07.05	03.07							
	530 xi	200	03.07	02.10							

¹⁾ - authority cars / - enti statali / - véhicule communal / - vehiculos oficiales
²⁾ + manual transmission / + scatola cambio velocità / + transmission mécanique / + cambio de velocidad
³⁾ - authority cars/+engine co. N52N / - enti statali/+codice mot.N52N / - véhicule communal/+moteur co.N52N / - vehiculos oficiales/+motor co.N52N
⁴⁾ + authority cars / + enti statali / + véhicule communal / + vehiculos oficiales
⁵⁾ + autom.transmission / + scatola cambio automatico / + transmission automatique / + cambio automatico
⁶⁾ + authority cars/+engine no.N52N / + enti statali/+codice mot.N52N / + véhicule communal/+moteur co.N52N / + vehiculos oficiales/+motor co.N52N
⁷⁾ + engine code N53 / + codice motore N53 / + moteur code N53 / + motor code N53
⁸⁾ + increased payload / + carico utile maggiorato / + charge utile augmentée / + incremento de carga
⁹⁾ + engine code N52N / + codice motore N52N / + moteur code N52N / + motor code N52N
¹⁰⁾ - authority cars/+engine co.N53 / - enti statali/+codice mot.N53 / - véhicule communal/+moteur co.N53 / - vehiculos oficiales/+motor co.N53





BMW 5er Reihe/E60 Limousine (03-10)

	525 d	145		03.07	02.10	+ Behörde ¹⁾	13.0470-7169.2	LD7169		23309	17,3 +WE	ATE
	525 i	160		03.07	02.10	+ Behörde/ + Motorcode N53 ²⁾						
	530 d	160		07.03	08.05	+ Behörde ¹⁾						
	530 d	170		07.03	03.07	+ Behörde ¹⁾						
	530 d	173		03.07	02.10	+ Behörde ¹⁾						
	530 i	190		07.05	03.07	+ Behörde ¹⁾						
	530 i	200		01.07	02.10	+ Behörde/ + Motorcode N52N ³⁾						
	530 i	200		01.07	02.10	+ Motorcode N53 ⁴⁾						
	535 d	200		09.04	03.07							
	535 d	210		03.07	02.10							
	540 i	225		07.05	02.10							
	545 i	245		07.03	08.05							
	550 i	270		07.05	02.10							
	M5	373		09.04	02.10							

BMW 5er Reihe/E61 Touring (04-10)

	520 d	120		07.05	05.10	- Behörde ⁵⁾	13.0470-7176.2	LD7176		23794	20,3 +WE	ATE
	520 i	125		06.04	05.10	- Behörde ⁵⁾						
	523 i	130		07.05	03.07	- Behörde ⁵⁾						
	523 i	140		03.07	05.10	- Behörde/ + Motorcode N52N ⁶⁾						
	525 d	120		12.04	05.10							
	525 d	130		05.04	03.07	- Behörde ⁵⁾						
	525 i	141		05.04	03.05	- Behörde ⁵⁾						
	525 i	160		03.07	05.10	- Behörde/ + Motorcode N52N ⁶⁾						
	520 d	120		07.05	05.10	+ Behörde ¹⁾	13.0470-7167.2	LD7167		23312	20,3 +WE	ATE
	520 d	130		09.07	05.10							
	520 i	125		06.04	05.10	+ Behörde ¹⁾						
	523 i	130		07.05	03.07	+ Behörde ¹⁾						
	523 i	140		03.07	05.10	+ Behörde/ + Motorcode N52N ³⁾						
	523 i	140		03.07	05.10	+ Motorcode N53 ⁴⁾						
	525 d	120		12.04	05.10							
	525 d	130		05.04	03.07	+ Behörde ¹⁾						
	525 d	145		03.07	05.10							
	525 i	141		05.04	03.05	+ Behörde ¹⁾						
	525 i	160		07.05	03.07							
	525 i	160		03.07	05.10	+ Behörde/ + Motorcode N52N ³⁾						
	525 i	160		03.07	05.10	+ Motorcode N53 ⁴⁾						
	525 xd	145		03.07	05.10							
	525 xi	160		07.05	05.10							
	530 d	160		05.04	08.05							
	530 d	170		07.05	03.07							
	530 d	173		03.07	05.10							
	530 i	190		07.05	03.07							
	530 i	200		03.07	05.10							
	530 xd	170		07.05	03.07							
	530 xd	173		03.07	05.10							
	530 xi	190		07.05	03.07							
	530 xi	200		03.07	05.10							
	535 d	200		09.04	03.07		13.0470-7210.2	LD7210		23791	20,8 +WE	ATE
	535 d	210		03.07	05.10							
	520 d	120		07.05	05.10		13.0470-7174.2	LD7174		23732	17,3 +WE	ATE
	520 d	130		09.07	05.10							
	520 i	125		06.04	05.10							
	523 i	130		07.05	03.07							
	523 i	140		03.07	05.10							
	525 d	120		12.04	05.10							
	525 d	130		05.04	03.07							
	525 d	145		03.07	05.10	- Behörde ⁵⁾						
	525 i	141		05.04	03.05							
	525 i	160		07.05	03.07							
	525 i	160		03.07	05.10	+ Motorcode N52N ⁷⁾						
	525 i	160		03.07	05.10	- Behörde/ + Motorcode N53 ⁸⁾						
	525 xd	145		03.07	05.10							
	525 xi	160		07.05	05.10							
	530 d	160		05.04	08.05							
	530 d	170		07.05	03.07	- Behörde ⁵⁾						
	530 d	173		03.07	05.10	- Behörde ⁵⁾						
	530 i	190		07.05	03.07							
	530 i	200		03.07	05.10	- Behörde/ + Motorcode N52N ⁶⁾						
	530 xd	170		07.05	03.07							
	530 xd	173		03.07	05.10							
	530 xi	190		07.05	03.07							
	530 xi	200		03.07	05.10							
	525 d	145		03.07	05.10	+ Behörde ¹⁾	13.0470-7169.2	LD7169		23309	17,3 +WE	ATE
	525 i	160		03.07	05.10	+ Behörde/ + Motorcode N53 ²⁾						
	530 d	170		07.05	03.07	+ Behörde ¹⁾						
	530 d	173		03.07	05.10	+ Behörde ¹⁾						
	530 i	200		03.07	05.10	+ Behörde/ + Motorcode N52N ³⁾						
	530 i	200		03.07	05.10	+ Motorcode N53 ⁴⁾						
	535 d	200		09.04	03.07							
	535 d	210		03.07	05.10							
	545 i	245		05.04	08.05							
	550 i	270		07.05	05.10							
	M5	373		02.07	05.10		13.0470-7169.2	LD7169		23309	17,3 +WE	ATE

¹⁾ + authority cars / + enti statali / + véhicule communal / + vehiculos oficiales

²⁾ + authority cars/+engine no.N53 / + enti statali/+codice mot.N53 / + véhicule communal/+moteur co.N53 / + vehiculos oficiales/+motor co.N53

³⁾ + authority cars/+engine no.N52N / + enti statali/+codice mot.N52N / + véhicule communal/+moteur co.N52N / + vehiculos oficiales/+motor co.N52N

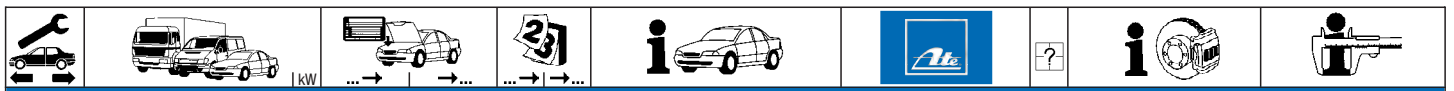
⁴⁾ + engine code N53 / + codice motore N53 / + moteur code N53 / + motor code N53

⁵⁾ - authority cars / - enti statali / - véhicule communal / - vehiculos oficiales

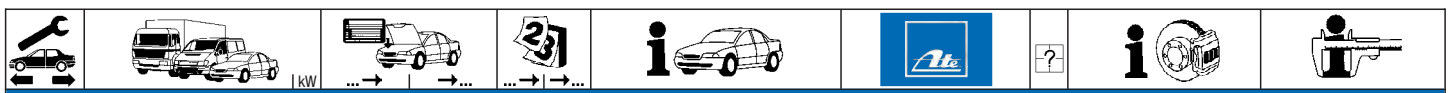
⁶⁾ - authority cars/+engine co. N52N / - enti statali/+codice mot.N52N / - véhicule communal/+moteur co.N52N / - vehiculos oficiales/+motor co.N52N

⁷⁾ + engine code N52N / + codice motore N52N / + moteur code N52N / + motor code N52N

⁸⁾ - authority cars/+engine co.N53 / - enti statali/+codice mot.N53 / - véhicule communal/+moteur co.N53 / - vehiculos oficiales/+motor co.N53



BMW X1 (09-)											
	sDrive 18d	105		10.09	02.10	13.0470-7217.2	LD7217			23926 17,3 +/WE	ATE
	sDrive 20d	130		10.09	02.10						
	xDrive 18d	105		10.09	02.10						
	xDrive 20d	130		10.09	02.10						
	xDrive 23d	150		10.09	02.10						
	sDrive 18d	105		03.10							
	sDrive 18i	105		03.10							
	sDrive 20d	130		03.10							
	sDrive 20d ed	120		09.11							
	sDrive 20i	135		09.11							
xDrive 18d	105		03.10								
xDrive 20d	130		03.10								
xDrive 20i	135		09.11								
xDrive 23d	150		03.10								
xDrive 25i	160		03.10								
xDrive 28i			10.09	02.10	13.0470-7225.2	LD7225			23550 17,3 +/WE	ATE	
xDrive 28i			03.10		13.0470-7225.2	LD7225			23550 17,3 +/WE	ATE	
BMW X3 (03-10)											
	1.8 d	105		09.08	08.10	13.0470-7155.2	LD7155			23183 20,3 +/WE	ATE
	2.0 d			09.07	08.10						
	2.0 d	110		08.04	08.10						
	2.0 i	110		07.05	08.10						
	2.5 i	141		03.04	08.06						
	2.5 si	160		09.06	08.10						
	3.0 d			01.04	08.10						
	3.0 d	150		10.03	08.06						
	3.0 i	170		10.03	08.06						
	3.0 si	200		09.06	08.10						
	1.8 d	105		09.08	08.10	13.0470-7079.2	LD7079			21487 17,3 +/WE	ATE
	2.0 d			09.07	08.10						
	2.0 d	110		08.04	08.10						
	2.0 i	110		07.05	08.10						
	2.5 i	141		03.04	08.06						
	2.5 si	160		09.06	08.10						
	3.0 d			01.04	08.10						
	3.0 d	150		10.03	08.06						
	3.0 i	170		10.03	08.06						
	3.0 sd	210		09.06	08.10						
3.0 si	200		09.06	08.10							
BMW X5 (00-07)											
	3.0 d			10.03	12.06	13.0470-7078.2	LD7078			21486 19,3 +/WE	ATE
	3.0 d	135		05.01	09.03						
	3.0 d			10.03	12.06	13.0470-7079.2	LD7079			21487 17,3 +/WE	ATE
	3.0 d	135		05.01	09.03						
	3.0 i	170		04.00	12.06						
BMW X5 (07-)											
	3.0 d	173		01.07	02.10	13.0470-7231.2	LD7231			24170 20,2 +/WE	ATE
	3.0 si	200		01.07	02.10						
	xDrive 30d	173		09.08	02.10						
	xDrive 30i	200		09.08	02.10						
	xDrive 35d	210		09.08	02.10						
	3.0 d	173		03.10	11.10	13.0470-7231.2	LD7231			24170 20,2 +/WE	ATE
	3.0 si	200		03.10	11.10						
	xDrive 30d	173		03.10	11.10						
	xDrive 30d	180		09.10	11.10						
	xDrive 30i	200		03.10	11.10						
	xDrive 35d	210		03.10	11.10						
	xDrive 35i	225		09.10	11.10						
	xDrive 40d	225		09.10	11.10						
	3.0 d	173		12.10							
	3.0 si	200		12.10							
xDrive 30d	173		12.10								
xDrive 30d	180		12.10								
xDrive 30i	200		12.10								
xDrive 35d	210		12.10								
xDrive 35i	225		12.10								
xDrive 40d	225		12.10								
3.0 sd	210		09.07	02.10	13.0470-7239.2	LD7239			24172 19,0 +/WE	ATE	
3.0 sd	210		03.10		13.0470-7239.2	LD7239			24172 19,0 +/WE	ATE	
	3.0 d	173		01.07	02.10	13.0470-7232.2	LD7232			23447 17,3 +/WE	ATE
	3.0 si	200		01.07	02.10						
	xDrive 30d	173		09.08	02.10						
	xDrive 30i	200		09.08	02.10						
	xDrive 35d	210		09.08	02.10						
	3.0 d	173		03.10		13.0470-7232.2	LD7232			23447 17,3 +/WE	ATE
	3.0 si	200		03.10							
	xDrive 30d	173		03.10							
	xDrive 30d	180		09.10							
	xDrive 30i	200		03.10							
	xDrive 35d	210		03.10							
	xDrive 35i	225		09.10							
↓	↓										

























BMW X5 (07-)											
	xDrive 40d	225		09.10				13.0470-7232.2	LD7232	23447 17,3 +/WE	ATE
	3.0 sd	210		09.07	02.10			13.0470-7169.2	LD7169	23309 17,3 +/WE	ATE
	4.8 i	261		01.07	02.10						
	xDrive 48i	261		09.08	02.10						
	3.0 sd	210		03.10				13.0470-7169.2	LD7169	23309 17,3 +/WE	ATE
	4.8 i	261		03.10							
	xDrive 48i	261		03.10							
	xDrive 50i	300		03.10				13.0470-7169.2	LD7169	23309 17,3 +/WE	ATE

BMW X6 (08-)											
	30 d	173		05.08	10.08			13.0470-7239.2	LD7239	24172 19,0 +/WE	ATE
	35 d	210		01.08	10.08						
	35 i	225		01.08	10.08						
	xDrive 30d			09.08	10.08						
	xDrive 35d	210		09.08	10.08						
	xDrive 35i	225		09.08	10.08						
	30 d	173		11.08	02.10			13.0470-7231.2	LD7231	24170 20,2 +/WE	ATE
	35 d	210		11.08	02.10						
	35 i	225		11.08	02.10						
	xDrive 30d			11.08	02.10						
	xDrive 35d	210		11.08	02.10						
	xDrive 35i	225		11.08	02.10						
	30 d	173		03.10	11.10			13.0470-7231.2	LD7231	24170 20,2 +/WE	ATE
	35 d	210		03.10	11.10						
	35 d	210		09.10	11.10						
	35 i	225		03.10	11.10						
	xDrive 30d			03.10	11.10						
	xDrive 35d	210		03.10	11.10						
	xDrive 35i	225		03.10	11.10						
	xDrive 40d	225		10.10	11.10						
	30 d	173		12.10				13.0470-7231.2	LD7231	24170 20,2 +/WE	ATE
	35 d	210		12.10							
	35 i	225		12.10							
	xDrive 30d			12.10							
	xDrive 30d	180		12.10							
	xDrive 35d	210		12.10							
	xDrive 35i	225		12.10							
	xDrive 40d	225		12.10							
	35 d	210		01.08	10.09			13.0470-7169.2	LD7169	23309 17,3 +/WE	ATE
	35 i	225		01.08	10.09						
	50 i	300		11.09	02.10						
	xDrive 35d	210		09.08	10.09						
	xDrive 35i	225		09.08	10.09						
	xDrive 50i	300		11.09	02.10						
	50 i	300		03.10				13.0470-7169.2	LD7169	23309 17,3 +/WE	ATE
	ActiveHybrid	357		10.10							
	xDrive 50i	300		03.10							
	30 d	173		09.08	02.10			13.0470-7232.2	LD7232	23447 17,3 +/WE	ATE
	35 d	210		11.09	02.10						
	35 i	225		11.09	02.10						
	xDrive 30d			09.08	02.10						
	xDrive 35d	210		11.09	02.10						
	xDrive 35i	225		11.09	02.10						
	30 d	173		03.10				13.0470-7232.2	LD7232	23447 17,3 +/WE	ATE
	35 d	210		03.10							
	35 i	225		03.10							
	xDrive 30d			03.10							
	xDrive 30d	180		09.10							
	xDrive 35d	210		03.10							
	xDrive 35i	225		03.10							
	xDrive 40d	225		10.10							

BMW Z3 (95-02)											
	1.8	85		10.95	10.98			13.0470-5405.2	LD5405	21643 17,8 +/WE	ATE
	1.9			10.95	12.02						
	2.0	110		04.99	08.00						
	2.2	125		10.00	12.02						
	2.8 Coupe	141		07.97	06.00						
	2.8 Roadster	141		05.97	06.00						
	3.0 Coupe	170		06.00	12.02						
	3.0 Roadster	170		06.00	12.02						
	1.8	85		10.95	10.98			13.0470-3605.2	LD3605	20180 17,3 +/WE	ATE
	1.9			10.95	12.02						
	2.0	110		04.99	08.00						
	2.2	125		10.00	12.02						
	2.8 Coupe	141		07.97	06.00						
	2.8 Roadster	141		05.97	06.00						
	3.0 Coupe	170		06.00	12.02						
	3.0 Roadster	170		06.00	12.02						

BMW Z4 Roadster/E85 (03-08)											
	2.0 i	110		04.05	12.08			13.0470-5405.2	LD5405	21643 17,8 +/WE	ATE
	2.2 i	125		10.03	12.08						
	2.5 i	130		01.06	12.08						
	2.5 i	141		12.02	12.08						
	2.5 si	160		01.06	12.08						

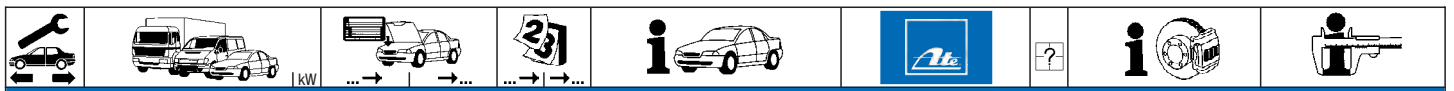


											
BMW Z4 Roadster/E85 (03-08)											
	3.0 si	195		01.06	12.08		13.0470-7155.2	LD7155	23183 20,3 +/WE	ATE	
	2.0 i	110		04.05	12.08		13.0470-3605.2	LD3605	20180 17,3 +/WE	ATE	
	2.2 i	125		10.03	12.08						
	2.5 i	130		01.06	12.08						
	2.5 i	141		12.02	12.08						
	2.5 si	160		01.06	12.08						
	3.0 i	170		12.02	12.08						
	3.0 si	195		01.06	12.08						
BMW Z4 Coupe/E86 (06-08)											
	3.0 si	195		03.06	09.08		13.0470-7155.2	LD7155	23183 20,3 +/WE	ATE	
BMW Z4 Roadster/E89 (09-)											
	sDrive 23i	150		01.09	02.10		13.0470-7216.2	LD7216	23794 20,3 +/WE	ATE	
	sDrive 20i	135		09.11			13.0470-7216.2	LD7216	23794 20,3 +/WE	ATE	
	sDrive 23i	150		03.10							
	sDrive 28i	180		09.11							
	sDrive 30i	190		03.10							
	sDrive 30i	190		01.09	02.10		13.0470-7216.2	LD7216	23794 20,3 +/WE	ATE	
CHEVROLET CRUZE (09-)											
	1.6 i 16V	80		05.09			13.0470-7262.2	LD7262	+ 15" Rad ¹⁾	25031 19,1 +/WK/Zub	ATE
	1.6 i 16V	83		05.09			13.0470-7263.2	LD7263	+ 16" Rad ²⁾	24034 19,1 +/WK/Zub	ATE
	1.6 i 16V	91		05.09							
	1.8 i 16V	102		05.09							
	1.8 i 16V	104		05.09							
	2.0 CDI	90		05.09							
	2.0 CDI	92		05.09							
	2.0 CDI	109		05.09							
	2.0 CDI	110		05.09							
	2.0 CDI	120		08.10							
	1.6 i 16V	80		05.09			13.0470-7264.2	LD7264	+ 15"/16" Rad ³⁾	25096 17,0 +/WK/Zub	ATE
	1.6 i 16V	83		05.09							
	1.6 i 16V	91		05.09							
	1.8 i 16V	102		05.09							
	1.8 i 16V	104		05.09							
	2.0 CDI	90		05.09							
	2.0 CDI	92		05.09							
	2.0 CDI	109		05.09							
	2.0 CDI	110		05.09							
	2.0 CDI	120		08.10							
CHEVROLET ORLANDO (11-)											
	1.8	104		02.11			13.0470-7263.2	LD7263		24034 19,1 +/WK/Zub	ATE
	2.0 D	96		02.11							
	2.0 D	120		02.11							
	1.8	104		02.11			13.0470-7264.2	LD7264		25096 17,0 +/WK/Zub	ATE
	2.0 D	96		02.11							
	2.0 D	120		02.11							
CHRYSLER CROSSFIRE Coupe (03-)											
	3.2	160		07.03			13.0470-7087.2	LD7087		21670 19,4 +/WE	ATE
	3.2	160		07.03			13.0470-4064.2	LD4064		21919 15,3 /Zub	ATE
	3.2 SRT-6	246		09.04			13.0470-4047.2	LD4047		21305 16,1 /WE	ATE
CHRYSLER CROSSFIRE Cabrio (04-)											
	3.2	160		05.04			13.0470-7087.2	LD7087		21670 19,4 +/WE	ATE
	3.2	160		05.04			13.0470-4064.2	LD4064		21919 15,3 /Zub	ATE
	3.2 SRT-6	246		09.04			13.0470-4047.2	LD4047		21305 16,1 /WE	ATE
CITROEN BERLINGO (MF) Kombi (96-08)											
	1.1 i	44 ORGA 09128			03.08		13.0470-3994.2	LD3994		23599 19,0 /S	BOS
	1.1 i	44 ORGA 09429			03.08						
	1.4 Bivalent			11.02	03.08						
	1.4 GNC	48 ORGA 09128			03.08						
	1.4 GNC	48 ORGA 09429			03.08						
	1.4 Hybrid	54 ORGA 09128			03.08						
	1.4 Hybrid	54 ORGA 09429			03.08						
	1.4 i	55 ORGA 09128			03.08						
	1.4 i	55 ORGA 09429			03.08						
	1.6 16V	80 ORGA 09128			03.08						
	1.6 HDi	80		08.05	03.08					- ESP	
	1.6 HDi 75	55		07.05	03.08					- ESP	
	1.6 HDi 90	66		07.05	03.08					- ESP	
	1.8 D	43 ORGA 09128			03.08						

¹⁾ + 15" wheel / + ruota 15" / + roue 15" / + rueda 15"

²⁾ + 16" wheel / + ruota 16" / + roue 16" / + rueda 16"

³⁾ + 15"/16" wheel / + ruota 15"/16" / + roue 15"/16" / + rueda 15"/16"



CITROEN BERLINGO (MF) Kombi (96-08)											
	1.8 i	66 ORGA 09128			03.08		13.0470-3994.2	LD3994		23599 19,0 /S	BOS
	1.9 D	50 ORGA 09128			03.08						
	1.9 D	51 ORGA 09128			03.08						
	2.0 HDi	66 ORGA 09128			03.08	- ESP					
	1.6 16V	80			10.00	03.08 + ESP	13.0470-2823.2	LD2823		23554 17,2 /S	LUC
	1.6 HDi	80			08.05	03.08 + ESP					
	1.6 HDi 90	66			07.05	03.08 + ESP					
	2.0 HDi	66			12.99	03.08 + ESP					
CITROEN BERLINGO (M_) Kasten (96-08)											
	1.1 i	44 ORGA 09128			03.08		13.0470-3994.2	LD3994		23599 19,0 /S	BOS
	1.1 i	44 ORGA 09429			03.08						
	1.4	48			11.02	03.08					
	1.4 Bivalent	55			11.02	03.08					
	1.4 i	55 ORGA 09128			03.08						
	1.4 i	55 ORGA 09429			03.08						
	1.6 16V	80 ORGA 09128			03.08						
	1.6 HDi 75	55			07.05	03.08					
	1.8 D	43 ORGA 09128			03.08						
	1.9 D	51 ORGA 09128			03.08						
2.0 HDi 90	66 ORGA 09128			03.08							
	2.0 HDi 90	66			12.99	03.08 + ESP	13.0470-2823.2	LD2823		23554 17,2 /S	LUC
CITROEN BERLINGO (B9) (08-)											
	1.4 i	55 ORGA 11693					13.0470-7229.2	LD7229		24538 19,1 +	ATE
	1.6 HDi 110	80 ORGA 11693									
	1.6 HDi 110	82 ORGA 11693									
	1.6 HDi 75	55 ORGA 11693									
	1.6 HDi 90	66 ORGA 11693									
	1.6 HDi 90	68 ORGA 11693									
	1.6 i 16V	66 ORGA 11693									
	1.6 i 16V	80 ORGA 11693									
	1.6 VTi 120	88 ORGA 11693									
	1.6 VTi 95	72 ORGA 11693									
CITROEN C2 (03-09)											
	1.4 HDi	50 ORGA 10801			12.09	+ bel.Scheiben /+16" Rad ¹⁾	13.0470-3994.2	LD3994		23599 19,0 /S	BOS
	1.6 16V	80 ORGA 10801			12.09	+ 16" Rad ²⁾					
	1.6 VTS	90			01.05	12.09					
	1.4 16V	65			06.06	12.09	13.0470-2823.2	LD2823		23554 17,2 /S	LUC
	1.4 HDi	50			09.03	12.09					
	1.4 i	54			09.03	12.09					
	1.6 16V	80			09.03	12.09					
	1.6 VTS	90			01.05	12.09					
CITROEN C3 (02-09)											
	1.6 16V	80			02.02	+ Automatikgetriebe ³⁾	13.0470-3966.2	LD3966		23600 19,4 /S	BOS
	1.6 16V HDi 110	80 ORGA 10801	ORGA 10800		08.09						
	1.4 16V	65			12.03	08.09	13.0470-3994.2	LD3994		23599 19,0 /S	BOS
	1.6 16V	80			02.02	08.09					
	1.6 16V HDi 110	80			09.05	08.09					
	1.6 16V HDi 90	66			10.05	08.09					
	1.6 16V	80			02.02	08.09	13.0470-2823.2	LD2823		23554 17,2 /S	LUC
	1.6 16V HDi 110	80			09.05	08.09					
	1.6 16V HDi 90	66			10.05	08.09					
CITROEN C3 Picasso (09-)											
	1.4 VTi 95	70			02.09		13.0470-3994.2	LD3994		23599 19,0 /S	BOS
	1.6 Flex	78			11.09						
	1.6 HDi	80			02.09						
	1.6 HDi 110	82			05.10						
	1.6 HDi 90	66			02.09						
	1.6 HDi 90	68			07.10						
	1.6 VTi 120	88			02.09						
	1.4 VTi 95	70			02.09		13.0470-2740.2	LD2740		23554 16,2 /Zub/S	LUC
	1.6 Flex	78			11.09						
	1.6 HDi	80			02.09						
	1.6 HDi 110	82			05.10						
	1.6 HDi 90	66			02.09						
	1.6 HDi 90	68			07.10						
	1.6 VTi 120	88			02.09						
CITROEN C3 Pluriel (03-10)											
	1.6 16V	80			05.03	07.10	13.0470-2823.2	LD2823		23554 17,2 /S	LUC
CITROEN C3 II (09-)											
	1.4 VTi 95	70			09.09		13.0470-3994.2	LD3994		23599 19,0 /S	BOS
	1.6 VTi 120	88			09.09	+ BVM- Getriebe ⁵⁾					
	1.6 Flex	81 ORGA 10801					13.0470-3966.2	LD3966		23600 19,4 /S	BOS
	1.6 HDi 110	82 ORGA 10801									
	1.6 HDi 90	88 ORGA 10801									
	1.6 VTi 120	88 ORGA 10801				+ BVA- Getriebe ⁶⁾					

¹⁾ + ventilated discs/+ 16 wheel / + dischi ventilati/+ ruota 16 / + disques ventilés/+ roue 16 / + disco ventilado/+ rueda 16

²⁾ + 16" wheel / + ruota 16" / + roue 16" / + rueda 16"

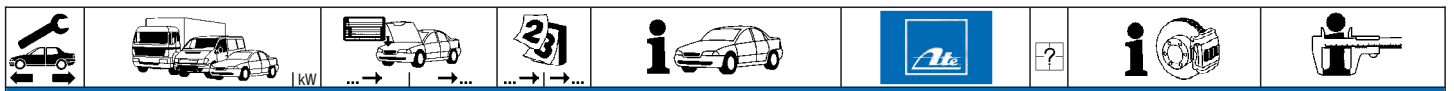
³⁾ + autom.transmission / + scatola cambio automatico / + transmission automatique / + cambio automático

⁴⁾ + manual transmission / + scatola cambio velocità / + transmission mécanique / + cambio de velocidad

⁵⁾ + BVM transmission / + scatola cambio BVM / + boîte de vitesse BVM / + cambio BVM

⁶⁾ + BVA transmission / + scatola cambio BVA / + boîte de vitesse BVA / + cambio BVA






















CITROEN C3 II (09-)										
	1.6 Flex	81		11.09		13.0470-2823.2	LD2823		23554 17,2 /S	LUC
	1.6 HDi 110	82		09.09						
	1.6 HDi 90			09.09						
	1.6 VTi 120	88		09.09						
CITROEN C4 I Limousine (04-)										
	1.4 16V	65		10.04	- ESP	13.0470-3994.2	LD3994		23599 19,0 /S	BOS
	1.4 16V	65 ORGA 10551			+ ESP					
	1.6 16V	80		10.04	- ESP					
	1.6 16V	80 ORGA 10551			+ ESP/ + Schaltgetriebe ¹⁾					
	1.6 16V Bio Flex	80		09.07	- ESP					
	1.6 16V Bio Flex	80 ORGA 10551			+ ESP/ + Schaltgetriebe ¹⁾					
	1.6 HDi 110	80		10.04	- ESP					
	1.6 HDi 110	80 ORGA 10551			+ ESP					
	1.6 HDi 90	66		10.04	- ESP					
	1.6 HDi 90	66 ORGA 10551			+ ESP					
	1.6 VTi 120	88		07.08	- ESP					
	1.6 VTi 120	88 ORGA 10551			+ ESP					
	1.4 16V	65	ORGA 10550	10.04	+ ESP	13.0470-3966.2	LD3966		23600 19,4 /S	BOS
	1.6 16V	80	ORGA 10550	10.04	+ ESP/ + Schaltgetriebe ¹⁾					
	1.6 16V	80		10.04	+ Automatikgetriebe ²⁾					
	1.6 16V Bio Flex	80	ORGA 10550	09.07	+ ESP/ + Schaltgetriebe ¹⁾					
	1.6 HDi 110	80	ORGA 10550	10.04	+ ESP					
	1.6 HDi 90	66	ORGA 10550	10.04	+ ESP					
	1.6 THP 140	103		07.08						
	1.6 THP 150	110		07.08						
	2.0 16V	100		10.04						
	2.0 16V	103		10.04						
	2.0 16V	130		11.04		13.0470-7202.2	LD7202		23589 19,1 +	ATE
	2.0 HDi	103		07.08						
	2.0 HDi 135	100		10.04						
	1.4 16V	65		10.04		13.0470-3813.2	LD3813		24150 17,6 /S	BOS
	1.6 16V	80		10.04		13.0470-2823.2	LD2823		23554 17,2 /S	LUC
	1.6 16V Bio Flex	80		09.07						
	1.6 HDi 110	80		10.04						
	1.6 HDi 90	66		10.04						
	1.6 THP 140	103		07.08						
	1.6 THP 150	110		07.08						
	1.6 VTi 120	88		07.08						
	2.0 16V	100		10.04						
	2.0 16V	103		10.04						
	2.0 16V	130		11.04						
	2.0 HDi	103		07.08						
	2.0 HDi 135	100		10.04						
CITROEN C4 I Coupe (04-10)										
	1.4 16V	65		10.04	07.10 - ESP	13.0470-3994.2	LD3994		23599 19,0 /S	BOS
	1.4 16V	65 ORGA 10551			07.10 + ESP					
	1.6 16V	80		10.04	07.10 - ESP/ + Schaltgetriebe ³⁾					
	1.6 16V	80 ORGA 10551			07.10 + ESP/ + Schaltgetriebe ¹⁾					
	1.6 HDi 110	80		10.04	07.10 - ESP					
	1.6 HDi 110	80 ORGA 10551			07.10 + ESP					
	1.6 HDi 90	66		10.04	07.10 - ESP					
	1.6 HDi 90	66 ORGA 10551			07.10 + ESP					
	1.6 VTi 120	88		07.08	07.10 - ESP/ + Schaltgetriebe ³⁾					
	1.6 VTi 120	88 ORGA 10551			07.10 + ESP/ + Schaltgetriebe ¹⁾					
	1.4 16V	65	ORGA 10550	10.04	+ ESP	13.0470-3966.2	LD3966		23600 19,4 /S	BOS
	1.6 16V	80	ORGA 10550	10.04	+ ESP/ + Schaltgetriebe ¹⁾					
	1.6 16V	80		10.04	07.10 + Automatikgetriebe ²⁾					
	1.6 HDi 110	80	ORGA 10550	10.04	+ ESP					
	1.6 HDi 90	66	ORGA 10550	10.04	+ ESP					
	1.6 THP 150	110	ORGA 10550	07.08	+ ESP					
	1.6 VTi 120	88	ORGA 10550	07.08	+ ESP					
	2.0 16V	100		10.04	07.10					
	2.0 16V	103		12.05	07.10					
	2.0 HDi	103		07.08	07.10					
	2.0 16V	130		10.04	07.10	13.0470-7202.2	LD7202		23589 19,1 +	ATE
	2.0 HDi 135	100		10.04	07.10					
	1.4 16V	65		10.04	07.10	13.0470-2823.2	LD2823		23554 17,2 /S	LUC
	1.6 16V	80		10.04	07.10					
	1.6 HDi 110	80		10.04	07.10					
	1.6 HDi 90	66		10.04	07.10					
	1.6 THP 150	110		07.08	07.10					
	1.6 VTi 120	88		07.08	07.10					
	2.0 16V	100		10.04	07.10					
	2.0 16V	103		12.05	07.10					
	2.0 16V	130		10.04	07.10					
	2.0 HDi	103		07.08	07.10					
	2.0 HDi 135	100		10.04	07.10					
CITROEN C4 I Grand Picasso (06-)										
	1.6 HDi 110	80		10.06		13.0470-7229.2	LD7229		24538 19,1 +	ATE
	1.6 THP 140	103		07.08						
	1.6 THP 150	110		10.08						
	1.6 VTi 120	88		07.08						
	1.8 16V	92		10.06						








¹⁾ + ESP/ + manual transm. / + ESP/+ scatola cambio velocità / + ESP/ + transmission mécanique / + ESP/ + cambio de velocidad

²⁾ + autom.transmission / + scatola cambio automatico / + transmission automatique / + cambio automático

³⁾ - ESP/ + manual transm. / - ESP/+ scatola cambio velocità / - ESP/ + transmission mécanique / - ESP/ + cambio de velocidad

								
CITROEN C4 I Grand Picasso (06-)								
	2.0 16V 2.0 HDi 2.0 HDi 135	103 110 100		10.06 07.09 10.06		13.0470-7230.2 LD7230		24557 19,0 + ATE
	1.6 HDi 110 1.6 THP 140 1.6 THP 150 1.6 VTi 120 1.8 16V 2.0 16V 2.0 HDi 2.0 HDi 135	80 103 110 88 92 103 110 100		10.06 07.08 10.08 07.08 10.06 10.06 07.09 10.06		13.0470-3836.2 LD3836		24540 16,3 /Zub/S BOS
CITROEN C4 I Picasso (07-)								
	1.6 HDi 1.6 THP 140 1.6 THP 150 1.6 VTi 1.6 VTi 120 1.8 i 16V	80 103 110 88 88 92		02.07 07.08 10.08 07.08 07.08 02.07		13.0470-7229.2 LD7229		24538 19,1 + ATE
	2.0 HDi 2.0 HDi 2.0 i 16V	100 110 103		02.07 07.09 02.07		13.0470-7230.2 LD7230		24557 19,0 + ATE
	1.6 HDi 1.6 THP 140 1.6 THP 150 1.6 VTi 1.6 VTi 120 1.8 i 16V 2.0 HDi 2.0 HDi 2.0 i 16V	80 103 110 88 88 92 100 110 103		02.07 07.08 10.08 07.08 07.08 02.07 02.07 07.09 02.07		13.0470-3836.2 LD3836		24540 16,3 /Zub/S BOS
CITROEN C5 III Limousine (X7) (08-)								
	1.6 HDi 1.6 HDi 110 1.6 VTi 120 1.8 16V 2.0 16V 2.0 16V BioFlex 2.0 HDi 2.0 HDi 140 2.0 HDi 165	80 82 88 92 103 103 100 103 120		02.08 07.10 07.10 02.08 02.08 02.08 02.08 11.08 04.09		13.0470-7252.2 LD7252		24332 18,3 +WK ATE
	1.6 THP 155 2.2 HDi 2.2 HDi 200 2.7 HDi 3.0 3.0 V6	115 125 150 150 152 155		04.09 02.08 07.10 02.08 02.08 02.08		13.0470-2892.2 LD2892		24133 18,6 +WK/Zub/S/LUC
	1.6 HDi 1.6 HDi 110 1.6 THP 155 1.6 VTi 120 1.8 16V 2.0 16V 2.0 16V BioFlex 2.0 HDi 2.0 HDi 2.0 HDi 140 2.2 HDi 2.2 HDi 200 2.7 HDi 3.0 3.0 HDi 240 3.0 V6	80 82 115 88 92 103 103 100 120 103 125 150 150 152 177 155		02.08 07.10 04.09 07.10 02.08 02.08 02.08 02.08 04.09 11.08 02.08 07.10 02.08 02.08 04.09 02.08	- elektrische Feststellbremse ¹⁾ - elektrische Feststellbremse ¹⁾ - elektrische Feststellbremse ¹⁾ - elektrische Feststellbremse ¹⁾ - elektrische Feststellbremse ¹⁾ - elektrische Feststellbremse ¹⁾ - elektrische Feststellbremse ¹⁾ - elektrische Feststellbremse ¹⁾ - elektrische Feststellbremse ¹⁾ - elektrische Feststellbremse ¹⁾ - elektrische Feststellbremse ¹⁾ - elektrische Feststellbremse ¹⁾ - elektrische Feststellbremse ¹⁾ - elektrische Feststellbremse ¹⁾ - elektrische Feststellbremse ¹⁾ - elektrische Feststellbremse ¹⁾	13.0470-2893.2 LD2893		24135 17,7 /S LUC
CITROEN C5 III Kombi (X7) (08-)								
	1.6 HDi 1.6 HDi 110 1.8 16V 2.0 16V 2.0 16V BioFlex 2.0 HDi 2.0 HDi 140 2.0 HDi 140 2.0 HDi 165	80 82 92 103 103 100 103 103 120		02.08 07.10 02.08 02.08 02.08 02.08 11.08 11.08 04.09		13.0470-7252.2 LD7252		24332 18,3 +WK ATE
	1.6 THP 155 2.2 HDi 2.2 HDi 200 2.7 HDi 3.0 3.0 V6	115 125 150 150 152 155		04.09 02.08 07.10 02.08 02.08 02.08		13.0470-2892.2 LD2892		24133 18,6 +WK/Zub/S/LUC
	1.6 HDi 1.6 HDi 110 1.6 THP 155 1.6 VTi 120 1.8 16V	80 82 115 88 92		02.08 07.10 04.09 07.10 02.08	- elektrische Feststellbremse ¹⁾ - elektrische Feststellbremse ¹⁾ - elektrische Feststellbremse ¹⁾ - elektrische Feststellbremse ¹⁾ - elektrische Feststellbremse ¹⁾	13.0470-2893.2 LD2893		24135 17,7 /S LUC

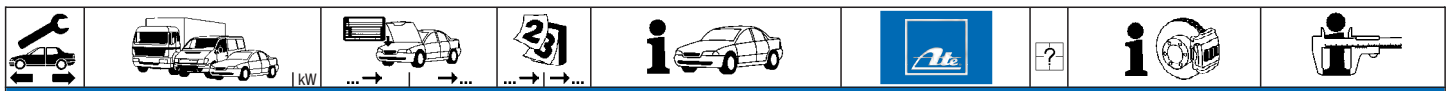
¹⁾ - electric parking brake / - freno a mano elettrico / - frein à main électrique / - freno de mano eléctrico

CITROEN C5 III Kombi (X7) (08-)							
	2.0 16V 103 2.0 16V BioFlex 103 2.0 HDi 100 2.0 HDi 120 2.0 HDi 140 103 2.2 HDi 125 2.2 HDi 200 150 2.7 HDi 150 3.0 152 3.0 HDi 240 177 3.0 V6 155	02.08 02.08 02.08 04.09 11.08 02.08 07.10 02.08 02.08 04.09 02.08	- elektrische Feststellbremse ¹⁾ - elektrische Feststellbremse ¹⁾ - elektrische Feststellbremse ¹⁾ - elektrische Feststellbremse ¹⁾ - elektrische Feststellbremse ¹⁾ - elektrische Feststellbremse ¹⁾ - elektrische Feststellbremse ¹⁾ - elektrische Feststellbremse ¹⁾ - elektrische Feststellbremse ¹⁾ - elektrische Feststellbremse ¹⁾ - elektrische Feststellbremse ¹⁾	13.0470-2893.2 LD2893	24135 17,7 /S	LUC	
CITROEN C6 (05-)							
	2.2 HDi 125 2.7 HDi 150 3.0 HDi 177 3.0 V6 155 3.0 HDi 177 ORGA 11921	06.06 09.05 07.09 09.05		13.0470-2892.2 LD2892	24133 18,6 +/WK/Zub/S	LUC	
	3.0 HDi 177 ORGA 11921			13.0470-2892.2 LD2892	24133 18,6 +/WK/Zub/S	LUC	
CITROEN DS3 (09-)							
	1.4 VTi 95 70 1.6 HDi 110 82 1.6 HDi 90 68	04.10 11.09 11.09		13.0470-3994.2 LD3994	23599 19,0 /S	BOS	
	1.6 Racing 1.6 THP 150 115 1.6 VTi 120 88	02.11 04.10 04.10		13.0470-2740.2 LD2740	23554 16,2 /Zub/S	LUC	
CITROEN DS5 (11-)							
	1.6 HDi 110 82 1.6 THP 155 115 1.6 THP 200 147 2.0 HDi 165 120 2.0 HDi Hybrid4 147	11.11 11.11 11.11 11.11 11.11		13.0470-7230.2 LD7230	Naben D=82 ²⁾	24557 19,0 +	ATE
CITROEN XSARA (N1) Limousine (97-05)							
	1.4 HDi 70 50 1.4 i 55 1.6 16V 80 1.9 D 51 2.0 HDi 90 66 2.0 16V 100 ORGA 09185 2.0 HDi 110 80 ORGA 09185	01.03 09.00 09.00 09.00 09.00 03.05 03.05		13.0470-3994.2 LD3994 13.0470-3966.2 LD3966	23599 19,0 /S 23600 19,4 /S	BOS BOS	
CITROEN XSARA (N2) Kombi (97-05)							
	1.4 HDi 70 50 1.4 i 55 1.6 16V 80 1.9 D 51 2.0 HDi 90 66 2.0 16V 100 ORGA 09185 2.0 HDi 110 80 ORGA 09185	01.03 09.00 09.00 09.00 09.00 08.05 08.05	08.05 08.05 08.05 08.05	13.0470-3994.2 LD3994 13.0470-3966.2 LD3966	23599 19,0 /S 23600 19,4 /S	BOS BOS	
CITROEN XSARA (N0) Coupe (97-05)							
	1.4 HDi 70 50 1.4 i 55 1.6 16V 80 1.9 D 51 2.0 HDi 90 66 2.0 97 ORGA 09185 2.0 16V 100 ORGA 09185 2.0 16V 120 ORGA 09185 2.0 HDi 110 80 ORGA 09185	01.03 09.00 09.00 09.00 09.00 08.00 03.05 03.05 03.05	03.05 03.05 03.05 03.05	13.0470-3994.2 LD3994 13.0470-3966.2 LD3966	23599 19,0 /S 23600 19,4 /S	BOS BOS	
CITROEN XSARA Picasso (N68) (00-10)							
	1.6 65 1.6 67 1.6 70 1.6 16V 80 1.6 HDi 110 80 1.6 HDi 90 66 1.8 16V 85 2.0 16V 100 2.0 HDi 100	06.00 06.02 09.00 09.05 05.04 09.05 02.00 01.03 06.00	03.10 03.10 03.10 03.10 03.10 03.10 03.10 03.10 03.10	- ESP - ESP - ESP - ESP - ESP - ESP - ESP - ESP/ + Schaltgetriebe ³⁾ - ESP	13.0470-3994.2 LD3994	23599 19,0 /S	BOS
	1.6 16V 80 1.6 HDi 110 80 1.6 HDi 90 66 1.8 16V 85 ORGA 09492 2.0 16V 100 ORGA 09821 2.0 HDi 100 ORGA 09492	09.05 05.04 09.05 03.10 03.10 03.10	03.10 03.10 03.10 + ESP + ESP	13.0470-2823.2 LD2823	23554 17,2 /S	LUC	
Classic PKW BMW Z1 (88-91)							
	2.5 125	09.90	06.91	13.0470-3605.2 LD3605	20180 17,3 +/WE	ATE	

¹⁾ - electric parking brake / - freno a mano elettrico / - frein à main électrique / - freno de mano eléctrico

²⁾ hub diameter=82 / diametro mozzo=82 / diamètre du moyeu=82 / diametro del buje=82

³⁾ - ESP/ + manual transm. / - ESP/+ scatola cambio velocità / - ESP/ + transmission mécanique / - ESP/ + cambio de velocidad



Classic PKW MERCEDES BENZ (R129) SL-Klasse (89-93)

	300 SL		06.89	07.93	13.0470-3805.2	LD3805		21197 15,0 /WE	ATE
	300 SL 24		06.89	07.93					
	500 SL		06.89	07.93					
	600 SL V12		06.92	07.93	13.0470-4047.2	LD4047		21305 16,1 /WE	ATE

Classic PKW MERCEDES BENZ (W124) E-Klasse (85-93)

	200		01.85	02.90	13.0470-2927.2	LD2927		20941 19,3 /WE/S	LUC
	200 CE		04.90	06.93					
	200 D		01.85	06.93					
	200 E		01.85	06.93					
	220 CE		10.92	06.93					
	220 E		10.92	06.93					
	230 CE		05.87	09.92					
	230 E		01.85	09.92					
	250 D		01.85	06.93					
	250 D Turbo		09.88	06.93					
	260 E		01.85	09.92					
	260 E 4-Matic		05.85	08.91					
	280 E		10.92	06.93	+ Radstand 2800mm ¹⁾				
	300 CE		05.87	09.92					
	300 D		01.85	06.93					
	300 D 4-Matic		12.86	08.91					
	300 D Turbo		09.87	06.93					
	300 E		01.85	09.92					
	300 E 4-Matic		11.86	06.93					
	200 T		10.85	02.90	13.0470-2927.2	LD2927		20941 19,3 /WE/S	LUC
	200 TD		10.85	08.91					
	200 TE		10.88	06.93					
	220 TE		10.92	06.93					
	230 E Kombi		01.85	09.92	+ Spezialaufbau ²⁾				
	230 TE		10.85	09.92					
	250 D Kombi		10.85	06.93	+ Spezialaufbau ²⁾				
	250 TD		10.85	06.93					
	250 TD Turbo		04.90	06.93	+				
	260 E Kombi		10.85	09.92	+ Spezialaufbau ²⁾				
	280 TE		10.92	06.93					
	300 TD		04.86	06.93					
	300 TD Turbo		10.85	06.93					
	300 TD Turbo 4-Matic		03.87	06.93					
	300 TE		10.85	09.92					
	300 TE 4-Matic		11.86	06.93					

	200 T		10.85	02.90	13.0470-3805.2	LD3805		21197 15,0 /WE	ATE
	200 TD		10.85	08.91					
	200 TE		10.88	06.93					
	220 TE		10.92	06.93					
	230 E Kombi		01.85	09.92	+ Spezialaufbau ²⁾				
	230 TE		10.85	09.92					
	250 D		01.90	06.93	+ Radstand 3600mm ³⁾				
	250 D Kombi		10.85	06.93	+ Spezialaufbau ²⁾				
	250 TD		10.85	06.93					
	250 TD Turbo		04.90	06.93	+				
	260 E		01.90	09.92	+ Radstand 3600mm ³⁾				
	260 E Kombi		10.85	09.92	+ Spezialaufbau ²⁾				
	280 TE		10.92	06.93					
	300 CE 24 Cabrio		01.92	06.93					
	300 CE 24 Coupe		09.89	09.92					
	300 E 24		09.89	09.92					
	300 TD		04.86	06.93					
	300 TD Turbo		10.85	06.93					
	300 TD Turbo 4-Matic		03.87	06.93					
	300 TE		10.85	09.92					
	300 TE 4-Matic		11.86	06.93					
	320 CE		10.92	06.93					
	320 E		10.92	06.93					
	280 E		10.92	06.93	+ Radstand 3600mm ³⁾	13.0470-3805.2	LD3805	21197 15,0 /WE	ATE
	280 E Kombi		10.92	06.93	+ Spezialaufbau ²⁾				
	300 TE 24		09.89	09.92					
	320 TE		10.92	06.93					
	400 E		10.92	06.93		13.0470-3805.2	LD3805	21197 15,0 /WE	ATE
	500 E	B927760	01.91						
	500 E	B927761		06.93		13.0470-4047.2	LD4047	21305 16,1 /WE	ATE

Classic PKW MERCEDES BENZ (W201) 190-190 E 2,6 (82-93)

















	190 E 2.3 16V		07.84	08.88	13.0470-2927.2	LD2927		20941 19,3 /WE/S	LUC
	190 E 2.5 16V		09.88	05.93					
	190 E 2.5 16V Evolut.	173	03.89	05.93	13.0470-3805.2	LD3805		21197 15,0 /WE	ATE






















DACIA DUSTER (10-)

	1.5 dCi	63	04.10		13.0470-7266.2	LD7266		24538 17,9 +	ATE
	1.5 dCi	66	10.10	+ ABS					
	1.5 dCi	79	06.10	+ ABS					
	1.5 dCi 4x4	66	10.10						
	1.5 dCi 4x4	79	06.10						




















¹⁾ + wheel base 2800 mm / + passo 2800 mm / + empattement 2800 mm / + distancia entre ejes 2800 mm
²⁾ + special body / + carrozzeria speciale / + carrosserie spéciale / + construcc.carroceria especial
³⁾ + wheel base 3600 mm / + passo 3600 mm / + empattement 3600 mm / + distancia entre ejes 3600 mm



















								
DACIA DUSTER (10-)								
	1.5 dCi 4x4	81		10.10		13.0470-7266.2	LD7266	24538 17,9 + ATE
FIAT 500 (07-)								
	1.2 i	51		07.07		13.0470-3838.2	LD3838	21436 17,0 /WK/Zub BOS
	1.2 i Start-Stop	51		11.08				
	1.2 LPG	51		12.10				
	1.3 D Multijet	55		07.07		13.0470-3846.2	LD3846	24072 17,9 +WK/Zub/SBOS
	1.3 D Multijet	70		12.09				
	1.4 i 16V	74		07.07		13.0470-3826.2	LD3826	23706 18,0 +WK/Zub/SBOS
	1.4 Abarth	99		07.08		13.0470-3827.2	LD3827	23709 19,6 +WK/S BOS
	1.4 Abarth	118		08.08				
	1.4 Abarth	99		07.08		13.0470-2879.2	LD2879	23601 13,7 /S LUC
	1.4 Abarth	118		08.08				
	1.4 Abarth Assetto C.	140		08.08				
	1.4 Abarth Tributo F.	132		08.08				
	1.4 i 16V	74		07.07				
FIAT 500C Cabrio (09-)								
	1.2	51		09.09		13.0470-3838.2	LD3838	21436 17,0 /WK/Zub BOS
	1.3 D Multijet	55		09.09		13.0470-3846.2	LD3846	24072 17,9 +WK/Zub/SBOS
	1.3 D Multijet	70		09.09				
	1.4	74		09.09		13.0470-3826.2	LD3826	23706 18,0 +WK/Zub/SBOS
	1.4 Abarth	103		09.09		13.0470-3827.2	LD3827	23709 19,6 +WK/S BOS
	1.4	74		09.09		13.0470-2879.2	LD2879	23601 13,7 /S LUC
	1.4 Abarth	103		09.09				
FIAT ALBEA (02-)								
	1.2 i	44		03.02		13.0470-3982.2	LD3982	23705 18,1 +WK/S BOS
	1.2 i 16V	59		03.02				
	1.3 JTD	51		03.02				
	1.4 i	57		03.02				
	1.6 i 16V	76		03.02				
FIAT BRAVO (95-01)								
	2.0 i 20V			05.99	10.01	13.0470-7140.2	LD7140	23289 19,3 +WK ATE
FIAT BRAVO (07-)								
	1.4 i 16V	66		04.07		13.0470-3982.2	LD3982	23705 18,1 +WK/S BOS
	1.4 LPG	66		11.09				
	1.4 16V	103		04.08		13.0470-3983.2	LD3983	23708 19,4 +WK/S BOS
	1.4 T-Jet	88		09.07				
	1.6 D Multijet			03.08				
	1.9 D Multijet			04.07				
	1.9 D Multijet	66		04.07	12.08			
	1.4 T-Jet	110		09.07		13.0470-3984.2	LD3984	23711 19,4 +WK/S BOS
	1.9 D Multijet	110		04.07				
	2.0 D Multijet			09.08				
	1.4 16V	103		04.08		13.0470-3812.2	LD3812	23714 17,6 /S BOS
	1.4 i 16V	66		04.07				
	1.4 LPG	66		11.09				
	1.4 T-Jet	88		09.07				
	1.4 T-Jet	110		09.07				
	1.6 D Multijet			03.08				
	1.9 D Multijet			04.07				
	1.9 D Multijet	66		04.07	12.08			
	1.9 D Multijet	110		04.07				
	2.0 D Multijet			09.08				
FIAT CROMA (05-10)								
	1.8 i 16V	103		01.06	02.06	13.0470-7172.2	LD7172	23402 20,1 +WE ATE
	1.9 D Multijet	85		06.05	02.06			
	1.9 JTD	88		06.05	02.06			
	2.2 i 16V	108		06.05	02.06			
	1.8 i 16V	103		03.06	11.10	13.0470-7172.2	LD7172	23402 20,1 +WE ATE
	1.9 D Multijet	85		03.06	11.10			
	1.9 JTD	88		03.06	11.10			
	1.9 JTD 16V	2060169			11.10			
	2.2 i 16V	108		03.06	11.10			
FIAT DOBLO (01-10)								
	1.6 16V	77		12.09	01.10	13.0470-3826.2	LD3826	23706 18,0 +WK/Zub/SBOS
	1.6 i 16V	76		01.05	01.10			
	1.6 Natural Power	76		01.05	01.10			
	1.9 JTD	74		10.05	01.10			

        											
FIAT DOBLO (10-)											
	1.3 D Multijet	66		02.10				13.0470-3827.2	LD3827		23709 19,6 +/WK/S BOS
	1.4	70		02.10							
	1.4 Natural Power	88		02.10							
	1.6 D 16V Multijet	66		02.10							
	1.6 D 16V Multijet	77		02.10							
	1.6 D Multijet	74		02.10							
	1.6 D Multijet	77		02.10							
	2.0 D Multijet	99		02.10							
FIAT FIORINO / FIORINO QUBO (08-)											
	1.3 D Multijet	55		09.08				13.0470-3826.2	LD3826		23706 18,0 +/WK/Zub/SBOS
	1.4	54		09.08							
	1.4 Natural Power	57		10.09							
FIAT GRANDE PUNTO (06-11)											
	1.2 i			10.05	01.11			13.0470-3826.2	LD3826		23706 18,0 +/WK/Zub/SBOS
	1.3 JTD			10.05	08.10						
	1.4 bivalent CNG	51		10.08	01.11						
	1.4 i			10.05	08.10						
	1.4 i 16V			10.05	01.11						
	1.4 LPG	57		12.08	01.11						
	1.4 Natural Power	57		07.08	01.11						
	1.3 JTD	66		10.05	01.11			13.0470-3827.2	LD3827		23709 19,6 +/WK/S BOS
	1.4 i 16V Turbo	88		07.07	01.11						
	1.6 D Multijet	88		07.08	01.11						
	1.9 JTD			10.05	01.11						
	1.9 JTD	96		02.06	01.11						
	1.4 Abarth	132		12.07	01.11			13.0470-3828.2	LD3828		24349 17,5 /S BOS
	1.4 i 16V			10.05	01.11						
	1.4 i 16V Turbo	88		07.07	01.11						
	1.4 i Turbo Abarth	114		10.07	01.11						
	1.6 D Multijet	88		07.08	01.11						
	1.9 JTD	96		10.05	01.11						
1.9 JTD	96		02.06	01.11							
FIAT IDEA (04-)											
	1.3 D Multijet	66		11.05	02.08			13.0470-3827.2	LD3827		23709 19,6 +/WK/S BOS
	1.3 D Multijet	70		05.08							
	1.3 JTD	51		01.04	02.08						
	1.6 D Multijet	88		05.08							
	1.9 JTD	74		01.04	02.08						
	1.6 D Multijet	88		05.08	06.10			13.0470-2879.2	LD2879		23601 13,7 /S LUC
FIAT LINEA (07-11)											
	1.3 JTD	66		07.07	05.11			13.0470-3826.2	LD3826		23706 18,0 +/WK/Zub/SBOS
	1.4 i			07.07	05.11						
	1.4 i 16V Turbo			07.07	05.11			13.0470-3827.2	LD3827		23709 19,6 +/WK/S BOS
	1.6 JTD	77		01.09	05.11						
	1.4 i 16V Turbo			07.07	05.11			13.0470-2867.2	LD2867		23517 16,6 /S LUC
	1.6 JTD	77		01.09	05.11						
FIAT MAREA (96-02)											
	2.0 i 20V			05.99	12.02			13.0470-7140.2	LD7140		23289 19,3 +/WK ATE
	2.4 JTD			04.99	12.02						
FIAT MULTIPLA (98-08)											
	1.6			09.00	02.01			13.0470-7140.2	LD7140		23289 19,3 +/WK ATE
	1.6 16V			02.99	09.04						
	1.6 16V Bipower			04.99	03.02						
	1.9 JTD			02.99	09.04						
	1.6 16V			12.05	02.08			13.0470-3812.2	LD3812		23714 17,6 /S BOS
	1.6 16V Bluepower			04.99	02.08						
	1.9 JTD			12.05	02.08						
FIAT PANDA (03-)											
	1.3 D Multijet 4x4			10.04				13.0470-3826.2	LD3826		23706 18,0 +/WK/Zub/SBOS
	1.4	74		11.06							
	1.2 4x4	51		10.10				13.0470-2879.2	LD2879		23601 13,7 /S LUC
	1.2 i 4x4	44		10.04							
	1.3 D Multijet 4x4			10.04							
	1.4	74		11.06							
FIAT PANDA SUV (06-)											
	1.3 JTD 4x4 Cross	51		04.06				13.0470-3826.2	LD3826		23706 18,0 +/WK/Zub/SBOS
	1.3 JTD 4x4 Cross	51		04.06				13.0470-2879.2	LD2879		23601 13,7 /S LUC


















1) - Selespeed semi-automatic transmission / - Cambio semiautomatico Selespeed / - Boîte semi-automatique Selespeed / - Cambio semiautomático Selespeed

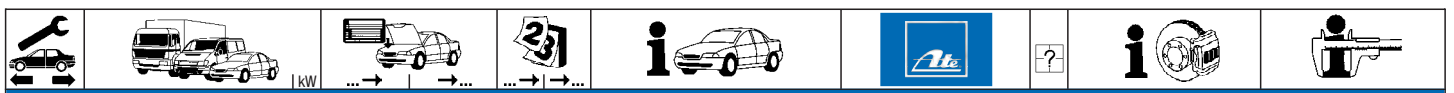
								
FIAT PUNTO (03-06)								
	1.8 i 16V 1.9 JTD	74		07.03 07.03	11.05 11.05		13.0470-7140.2 LD7140	23289 19,3 +/WK ATE
FIAT STILO (01-08)								
	1.2 i 16V 1.4 i 16V Lim. 1.6 i 16V Lim.	59		10.01 01.04 10.01	03.08 03.08 03.08		13.0470-3982.2 LD3982	23705 18,1 +/WK/S BOS
	1.4 i 16V Kombi 1.6 i 16V Kombi 1.8 i 16V 1.9 D 1.9 JTD 1.9 JTD 1.9 JTD	98 98 66 59 66 85		01.04 01.03 10.01 09.04 10.01 09.04 10.01	03.08 03.08 03.08 03.08 03.08 03.08 03.08		13.0470-3983.2 LD3983	23708 19,4 +/WK/S BOS
	1.9 D Multijet 1.9 JTD 2.4 i 20V	103 125		09.05 01.04 10.01	03.08 03.08 03.08		13.0470-3984.2 LD3984	23711 19,4 +/WK/S BOS
	1.2 i 16V 1.4 i 16V 1.6 i 16V 1.8 i 16V 1.9 D Multijet 1.9 JTD 1.9 JTD 1.9 JTD 1.9 JTD 2.4 i 20V	59 98 59 66 85 103 125		06.05 06.05 06.05 06.05 09.05 06.05 06.05 06.05 06.05 06.05	03.08 03.08 03.08 03.08 03.08 03.08 03.08 03.08 03.08 03.08		13.0470-3812.2 LD3812	23714 17,6 /S BOS
FORD C-MAX (07-10)								
	1.6 i 16V 1.6 TDCi 1.6 TDCi 1.8 i 16V 1.8 TDCi 2.0 i 16V 2.0 TDCi 2.0 TDCi	74 66 85 107 81		03.07 03.07 03.07 03.07 03.07 03.07 02.08	10.10 10.10 10.10 10.10 10.10 10.10 10.10		13.0470-7193.2 LD7193	23723 18,1 + ATE
	1.6 i 16V 1.6 TDCi 1.6 TDCi 1.8 i 16V 1.8 TDCi 2.0 i 16V 2.0 TDCi 2.0 TDCi	74 66 85 107 81		03.07 03.07 03.07 03.07 03.07 03.07 02.08	10.10 10.10 10.10 10.10 10.10 10.10 10.10		13.0470-7195.2 LD7195	23482 16,6 + ATE
FORD C-MAX / GRAND C-MAX (10-)								
	1.6 EcoBoost 1.6 EcoBoost 1.6 TDCi 1.6 TDCi 1.6 Ti-VCT 1.6 Ti-VCT 1.6 Ti-VCT Flexifuel 2.0 TDCi 2.0 TDCi 2.0 TDCi	110 134 70 85 92 92 85 103 120		11.10 11.10 11.10 11.10 11.10 11.10 11.10 11.10 11.10			13.0470-7193.2 LD7193	23723 18,1 + ATE
	1.6 EcoBoost 1.6 EcoBoost 1.6 TDCi 1.6 TDCi 1.6 Ti-VCT 1.6 Ti-VCT 1.6 Ti-VCT Flexifuel 2.0 TDCi 2.0 TDCi 2.0 TDCi	110 134 70 85 92 92 85 103 120		11.10 11.10 11.10 11.10 11.10 11.10 11.10 11.10 11.10			13.0470-7195.2 LD7195	23482 16,6 + ATE
FORD FOCUS II (05-11)								
	1.4 i 16V 1.6 i 16V 1.6 TDCi 1.6 TDCi 1.6 Ti VCT 1.8 i 16V 1.8 TDCi 2.0 i 16V 2.0 TDCi 2.0 TDCi	59 74 66 85 92 85 107 81		10.04 10.04 10.04 01.05 10.04 01.06 01.05 10.04 10.04 02.08	02.11 02.11 02.11 02.11 02.11 02.11 02.11 02.11 02.11 02.11		13.0470-7193.2 LD7193	23723 18,1 + ATE
	2.5 ST	166		10.05	02.11		13.0470-7204.2 LD7204	23912 18,8 + ATE
	1.4 i 16V 1.6 i 16V 1.6 TDCi 1.6 TDCi 1.6 Ti VCT	59 74 66 85		10.04 10.04 10.04 01.05 10.04	02.11 02.11 02.11 02.11 02.11		13.0470-7195.2 LD7195	23482 16,6 + ATE
								

        											
FORD FOCUS II (05-11)											
	1.8 i 16V	92		01.06	02.11		13.0470-7195.2	LD7195		23482 16,6 +	ATE
	1.8 TDCi	85		01.05	02.11						
	2.0 i 16V	107		10.04	02.11						
	2.0 TDCi			10.04	02.11						
	2.0 TDCi	81		02.08	02.11						
	2.5 ST	166		10.05	02.11						
2.5 RS	224		01.09	02.11		13.0470-2723.2	LD2723		24537 16,1 /Zub/S	LUC	
2.5 RS 500	257		05.10	02.11							
FORD FOCUS III (11-)											
	1.6 EcoBoost	110		03.11			13.0470-7193.2	LD7193		23723 18,1 +	ATE
	1.6 EcoBoost	134		03.11							
	1.6 TDCi	70		03.11							
	1.6 TDCi	85		03.11							
	1.6 Ti-VCT			03.11							
	1.6 Ti-VCT	92		03.11							
	1.6 Ti-VCT Flexifuel	88		03.11							
	2.0 TDCi	85		03.11							
	2.0 TDCi	100		03.11							
	2.0 TDCi	103		03.11							
2.0 TDCi	120		03.11								
	1.6 EcoBoost	110		03.11			13.0470-7195.2	LD7195		23482 16,6 +	ATE
	1.6 EcoBoost	134		03.11							
	1.6 TDCi	70		03.11							
	1.6 TDCi	85		03.11							
	1.6 Ti-VCT			03.11							
	1.6 Ti-VCT	92		03.11							
	1.6 Ti-VCT Flexifuel	88		03.11							
	2.0 TDCi	85		03.11							
	2.0 TDCi	100		03.11							
	2.0 TDCi	103		03.11							
2.0 TDCi	120		03.11								
FORD FOCUS C-MAX (03-07)											
	1.6 i 16V	74		08.03	03.07		13.0470-7193.2	LD7193		23723 18,1 +	ATE
	1.6 TDCi	66		01.05	03.07						
	1.6 TDCi	80		08.03	03.07						
	1.6 Ti VCT	85		08.04	03.07						
	1.8 i 16V	88		08.03	03.07						
	1.8 i 16V	92		04.04	03.07						
	1.8 TDCi	85		01.05	03.07						
	2.0 i 16V	107		04.04	03.07						
	2.0 TDCi	100		08.03	03.07						
		1.6 i 16V	74		08.03	03.07		13.0470-7195.2	LD7195		23482 16,6 +
1.6 TDCi		66		01.05	03.07						
1.6 TDCi		80		08.03	03.07						
1.6 Ti VCT		85		08.04	03.07						
1.8 i 16V		88		08.03	03.07						
1.8 i 16V		92		04.04	03.07						
1.8 TDCi		85		01.05	03.07						
2.0 i 16V		107		04.04	03.07						
2.0 TDCi		100		08.03	03.07						
		1.6 EcoBoost	118		02.11			13.0470-7228.2	LD7228		24123 20,3 +
	1.6 TDCi	85		02.11							
	1.8 TDCi	74		04.06							
	1.8 TDCi	92		04.06							
	2.0 Flexifuel	107		05.06							
	2.0 i 16V	107		04.06							
	2.0 TDCi	85		10.07							
	2.0 TDCi	96		04.06							
	2.0 TDCi	100		05.06							
	2.0 TDCi	103		04.06							
	2.0 TDCi	120		03.10							
	2.2 TDCi			11.08							
2.3 i 16V	118		07.07								
2.0 SCTi EcoBoost	149		03.10			13.0470-7243.2	LD7243		24142 20,6 +	ATE	
2.2 TDCi			04.08	10.08							
	1.6 EcoBoost	118		02.11			13.0470-2723.2	LD2723	+ mechanische Feststellbremse ¹⁾	24537 16,1 /Zub/S	LUC
	1.6 TDCi	85		02.11			13.0470-2722.2	LD2722	+ elektrische Feststellbremse ²⁾	24496 17,3 /Zub/S	LUC
	1.8 TDCi	74		04.06							
	1.8 TDCi	92		04.06							
	2.0 Flexifuel	107		05.06							
	2.0 i 16V	107		04.06							
	2.0 SCTi EcoBoost	149		03.10							
	2.0 TDCi	85		10.07							
	2.0 TDCi	96		04.06							
	2.0 TDCi	100		05.06							
	2.0 TDCi	103		04.06							
	2.0 TDCi	120		03.10							
	2.2 TDCi			04.08							
2.3 i 16V	118		07.07								

¹⁾ + mechanical parking brake / + fr. stazionamento meccanico / + frein à main mécanique / + freno de mano mecánica

²⁾ + electric parking brake / + freno a mano elettrico / + frein à main électrique / + freno de mano eléctrico

        													
FORD KA II (09-)													
	1.2 i 16V	51		02.09		13.0470-3838.2	LD3838			21436	17,0 /WK/Zub	BOS	
	1.3 TDCi	55		02.09		13.0470-3846.2	LD3846			24072	17,9 +/WK/Zub/SBOS		
FORD KUGA (08-)													
	2.0 TDCi	100		04.08		13.0470-7193.2	LD7193			23723	18,1 +	ATE	
	2.0 TDCi	103		03.10									
	2.0 TDCi 4x4	100		04.08									
	2.0 TDCi 4x4	103		03.10									
	2.0 TDCi 4x4	120		03.10									
	2.5 i	147		03.09									
	2.5 i 4x4	147		11.08									
	2.0 TDCi	100		04.08		13.0470-2723.2	LD2723			24537	16,1 /Zub/S	LUC	
	2.0 TDCi	103		03.10									
	2.0 TDCi 4x4	100		04.08									
	2.0 TDCi 4x4	103		03.10									
	2.0 TDCi 4x4	120		03.10									
	2.5 i	147		03.09									
	2.5 i 4x4	147		11.08									
FORD MONDEO III (00-06)													
	1.8 i 16V			10.00	03.07	13.0470-3987.2	LD3987			23279	18,4 /S	BOS	
	1.8 SCi			06.03	03.07								
	2.0 DI			10.00	03.07								
	2.0 i 16V			10.00	03.07								
	2.0 TDCi			10.01	03.07								
	2.2 TDCi			09.04	03.07								
	2.5 i V6			10.00	03.07								
	3.0 i V6			09.04	03.07								
	ST 220			04.02	03.07								
		1.8 i 16V			10.00	08.04	13.0470-3988.2	LD3988			23557	17,2 /S	BOS
1.8 SCi				06.03	08.04								
2.0 DI				10.00	08.04								
2.0 i 16V				10.00	08.04								
2.0 TDCi				10.01	08.04								
2.5 i V6				10.00	08.04								
ST 220				04.02	08.04								
		1.8 i 16V			09.04	03.07	13.0470-3831.2	LD3831			24260	17,3 /Zub/S	BOS
		1.8 SCi			09.04	03.07							
		2.0 DI			09.04	03.07							
	2.0 i 16V			09.04	03.07								
	2.0 TDCi			09.04	03.07								
	2.2 TDCi			09.04	03.07								
	2.5 i V6			09.04	03.07								
	3.0 i V6			09.04	03.07								
	ST 220			09.04	03.07								
	FORD MONDEO IV (07-)												
	1.6 EcoBoost	118		02.11		13.0470-7228.2	LD7228			24123	20,3 +	ATE	
	1.6 TDCi	85		02.11									
	1.6 Ti VCT	81		04.07									
	1.6 Ti VCT	92		04.07									
	1.8 TDCi	74		04.07									
	1.8 TDCi	92		06.07									
	2.0 Flexifuel	107		03.07									
	2.0 i 16V	107		04.07									
	2.0 LPG	107		07.09									
	2.0 SCTi EcoBoost	149		03.10									
	2.0 TDCi	85		10.07									
	2.0 TDCi	96		04.07									
	2.0 TDCi	100		03.09									
	2.0 TDCi	103		04.07									
	2.0 TDCi	120		03.10									
	2.2 TDCi	129		04.08									
	2.2 TDCi	147		11.10									
	2.3 i 16V	118		07.07									
	2.5 i 20V	162		04.07									
		1.6 EcoBoost	118		02.11		13.0470-2723.2	LD2723			24537	16,1 /Zub/S	LUC
1.6 TDCi		85		02.11									
1.6 Ti VCT		81		04.07									
1.6 Ti VCT		92		04.07									
1.8 TDCi		74		04.07									
1.8 TDCi		92		06.07									
2.0 Flexifuel		107		03.07									
2.0 i 16V		107		04.07									
2.0 LPG		107		07.09									
2.0 SCTi EcoBoost		149		03.10									
2.0 TDCi		85		10.07									
2.0 TDCi		96		04.07									
2.0 TDCi		100		03.09									
2.0 TDCi		103		04.07									
2.0 TDCi		120		03.10									
2.2 TDCi		129		04.08									
2.2 TDCi		147		11.10									
2.3 i 16V		118		07.07									
2.5 i 20V		162		04.07									



FORD S-MAX (06-)

	1.6 EcoBoost	118		02.11		13.0470-7228.2	LD7228		24123 20,3 +	ATE
	1.6 TDCi	85		02.11						
	1.8 TDCi			04.06						
	2.0 i 16V	107		04.06						
	2.0 TDCi	85		10.07						
	2.0 TDCi	96		04.06						
	2.0 TDCi	100		05.06						
	2.0 TDCi	103		04.06						
	2.0 TDCi	120		03.10						
	2.2 TDCi	129		11.08						
	2.2 TDCi	147		07.10						
	2.3 i 16V	118		07.07						
	2.0 EcoBoost	176		07.10		13.0470-7243.2	LD7243		24142 20,6 +	ATE
	2.0 SCTi EcoBoost	149		03.10						
	2.2 TDCi	129		04.08	10.08					
	2.5 ST	162		04.06						
	1.6 EcoBoost	118		02.11		13.0470-2723.2	LD2723	+ mechanische Feststellbremse ¹⁾	24537 16,1 /Zub/S	LUC
	1.6 TDCi	85		02.11		13.0470-2722.2	LD2722	+ elektrische Feststellbremse ²⁾	24496 17,3 /Zub/S	LUC
	1.8 TDCi			04.06						
	2.0 EcoBoost	176		07.10						
	2.0 i 16V	107		04.06						
	2.0 SCTi EcoBoost	149		03.10						
	2.0 TDCi	85		10.07						
	2.0 TDCi	96		04.06						
	2.0 TDCi	100		05.06						
	2.0 TDCi	103		04.06						
	2.0 TDCi	120		03.10						
	2.2 TDCi	129		04.08						
	2.2 TDCi	147		07.10						
	2.3 i 16V	118		07.07						
	2.5 ST	162		04.06						

FORD TOURNO CONNECT (03-)

	1.8 DI	55		09.02	+ ABS	13.0470-7194.2	LD7194		23482 16,4 +	ATE
	1.8 i 16V	86		09.02	+ ABS					
	1.8 TDCi			09.02	+ ABS					

FORD TRANSIT CONNECT (03-)

	1.8 DI	55		01.03	+ ABS	13.0470-7194.2	LD7194		23482 16,4 +	ATE
	1.8 i 16V	86		01.03	+ ABS					
	1.8 TDCi	66		01.03	+ ABS					
	1.8 TDCi	81		08.06	+ ABS					

JAGUAR X-Type (CF1) Limousine (01-)
























	2.0 D	96	J04730	07.03		13.0470-3987.2	LD3987		23279 18,4 /S	BOS
	2.0 V6	115	J04730	03.02						
	2.2 D	107	J04730	01.07						
	2.2 D	110	J04730	10.05						
	2.2 D	114	J04730	10.05						
	2.5 V6	144	J04730	06.01						
	3.0 V6	169	J04730	06.01						
	2.0 D	96	E73993	07.03		13.0470-3988.2	LD3988		23557 17,2 /S	BOS
	2.0 V6	115	E73993	03.02						
	2.2 D	107	E73993	01.07						
	2.2 D	110	E73993	10.05						
	2.2 D	114	E73993	10.05						
	2.5 V6	144	E73993	06.01						
	3.0 V6	169	E73993	06.01						
	2.0 D	96		07.03	10.05	13.0470-3831.2	LD3831		24260 17,3 /Zub/S	BOS
	2.0 V6	115		03.02	10.05					
	2.2 D	107	E73994							
	2.2 D	110	E73994							
	2.2 D	114	E73994							
	2.5 V6	144	E73994							
	3.0 V6	169	E73994							

JAGUAR X-Type (CF1) Kombi (04-)























	2.0 D	96	J04730	02.04		13.0470-3987.2	LD3987		23279 18,4 /S	BOS
	2.0 V6	115	J04730	11.03						
	2.2 D	107	J04730	01.07						
	2.2 D	110	J04730	10.05						
	2.2 D	114	J04730	10.05						
	2.5 V6	144	J04730	02.04						
	3.0 V6	169	J04730	02.04						
	2.0 D	96	E73993	02.04		13.0470-3988.2	LD3988		23557 17,2 /S	BOS
	2.0 V6	115	E73993	11.03						
	2.2 D	107	E73993	01.07						
	2.2 D	110	E73993	10.05						
	2.2 D	114	E73993	10.05						
	2.5 V6	144	E73993	02.04						
	3.0 V6	169	E73993	02.04						
	2.0 D	96	E73994		10.05	13.0470-3831.2	LD3831		24260 17,3 /Zub/S	BOS
	2.0 V6	115	E73994							
	2.2 D	107	E73994							
	2.2 D	110	E73994							
	2.2 D	114	E73994							

¹⁾ + mechanical parking brake / + fr. stazionamento meccanico / + frein à main mécanique / + freno de mano mecánica
²⁾ + electric parking brake / + freno a mano elettrico / + frein à main électrique / + freno de mano eléctrico



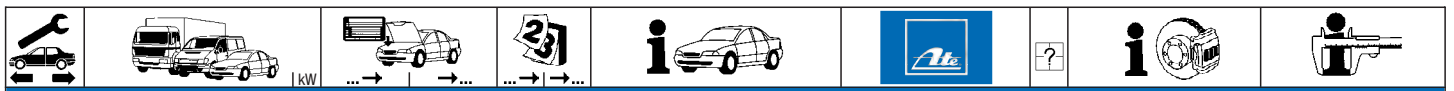
								
JAGUAR X-Type (CF1) Kombi (04-)								
	2.5 V6 3.0 V6	144 E73994 169 E73994			13.0470-3831.2 LD3831			24260 17,3 /Zub/S BOS
KIA VENGA (10-)								
	1.4 CRDi 75 1.4 CRDi 75 1.4 CRDi 90 1.4 CVVT 1.6 CRDi 115 1.6 CRDi 128 1.6 CVVT	55 57 66 66 85 94 92		02.10 02.10 02.10 02.10 02.10 02.10 02.10		13.0470-2868.2 LD2868		23417 15,3 +/WK/S LUC
LANCIA DELTA (08-)								
	1.4 16V 1.6 D Multijet 1.6 D Multijet	88 77 88		08.08 04.11 08.08		13.0470-3983.2 LD3983		23708 19,4 +/WK/S BOS
	1.4 16V 1.4 16V Turbo	103 110		07.10 08.08		13.0470-3984.2 LD3984		23711 19,4 +/WK/S BOS
	1.4 16V 1.4 16V 1.4 16V Turbo 1.6 D Multijet 1.6 D Multijet 1.8 Di 16V 1.9 D Multijet 2.0 D Multijet	88 103 110 77 88 147 140 121		08.08 07.10 08.08 04.11 08.08 01.09 08.08 08.08		13.0470-3812.2 LD3812		23714 17,6 /S BOS
LANCIA KAPPA (95-01)								
	3.0 i.e. V6 Coupe			03.97 10.01		13.0470-4971.2 LD4971		23092 16,0 +/WK BRE
LANCIA LYBRA (99-05)								
	1.6 1.6 i 16V			10.00 10.05 03.00 12.05		13.0470-7139.2 LD7139		23140 19,4 +/WK ATE
	1.8 i 16V 1.9 JTD 2.0 i 20V 2.4 JTD			04.00 12.05 04.00 12.05 04.00 12.05 04.00 12.05		13.0470-7140.2 LD7140		23289 19,3 +/WK ATE
	1.6 1.6 i 16V 1.8 i 16V 1.9 JTD 2.0 i 20V 2.4 JTD			10.00 10.05 10.99 12.05 10.99 12.05 10.99 12.05 10.99 12.05 10.99 12.05		13.0470-2867.2 LD2867		23517 16,6 /S LUC
LANCIA MUSA (04-)								
	1.3 D Multijet 1.3 D Multijet 1.3 D Multijet 1.6 D Multijet 1.6 D Multijet 1.9 D Multijet	51 66 70 85 88 74		10.04 09.06 08.09 07.08 06.08 10.04		13.0470-3827.2 LD3827		23709 19,6 +/WK/S BOS
	1.6 D Multijet 1.6 D Multijet	85 88		07.08 06.08		13.0470-2879.2 LD2879		23601 13,7 /S LUC
LANCIA THESIS (02-07)								
	2.0 i 20V Turbo 2.4 i 20V 2.4 JTD 3.0 i V6 3.2 i V6			07.02 12.07 07.02 12.07 07.02 12.07 07.02 12.07 05.03 12.07		13.0470-2707.2 LD2707		23760 17,9 /S LUC
LAND ROVER FREELANDER 2 (FA) (07-)								
	2.2 SD4 2.2 TD4 2.2 TD4 2.2 TD4 2.2 TD4 4x4 2.2 TD4 4x4 3.2 3.2 i6 HSE 4x4	140 110 112 118 110 115 171 170		08.10 08.10 01.07 10.06 10.06 10.06 01.07 10.06		13.0470-7228.2 LD7228		24123 20,3 + ATE
LAND ROVER RANGE ROVER III (LM) (02-)								
	3.0 TD 6 3.6 TD 8 4.2 4.4 4.4	130 200 291 210 225	5A999999 5A999999 5A999999 5A999999 5A999999	03.02 04.06 05.05 03.02 05.05	- gepanzerte Fahrzeuge ¹⁾ - gepanzerte Fahrzeuge ¹⁾ - gepanzerte Fahrzeuge ¹⁾ - gepanzerte Fahrzeuge ¹⁾ - gepanzerte Fahrzeuge ¹⁾	13.0470-7079.2 LD7079		21487 17,3 +/WE ATE

¹⁾ - armoured vehicles / - veicoli blindati / - véhicule blindé / - vehiculo blindado

        											
MAZDA 3 (03-09)											
	1.4 i 16V	59		10.03	05.09		13.0470-7193.2	LD7193		23723 18,1 +	ATE
	1.4 i 16V	62		10.03	03.06						
	1.6 CiTD	80		06.04	05.09						
	1.6 i 16V	77		10.03	05.09						
	2.0 i 16V	110		10.03	05.09						
	2.0 MZR-CD	105		12.06	05.09						
	2.3 i 16V	118		10.03	09.04						
	2.3 i 16V Sport	126		10.03	05.09						
2.3 MPS	191		12.06	05.09							
	1.4 i 16V	59		10.03	05.09		13.0470-7195.2	LD7195		23482 16,6 +	ATE
	1.4 i 16V	62		10.03	03.06						
	1.6 CiTD	80		06.04	05.09						
	1.6 i 16V	77		10.03	05.09						
	2.0 i 16V	110		10.03	05.09						
	2.0 MZR-CD	105		12.06	05.09						
	2.3 i 16V	118		10.03	09.04						
	2.3 i 16V Sport	126		10.03	05.09						
2.3 MPS	191		12.06	05.09							
MAZDA 3 (09-)											
	1.6 MZR	77		06.09			13.0470-7193.2	LD7193		23723 18,1 +	ATE
	1.6 MZR-CD	80		06.09							
	1.6 MZR-CD	85		11.10							
	2.0 MZR	110		06.09							
	2.0 MZR DISI	111		06.09							
	2.2 MZR-CD	110		06.09			13.0470-7193.2	LD7193		23723 18,1 +	ATE
	2.2 MZR-CD	136		06.09							
	2.3 MPS Turbo	191		06.09			13.0470-7204.2	LD7204		23912 18,8 +	ATE
	1.6 MZR	77		06.09			13.0470-7195.2	LD7195		23482 16,6 +	ATE
	1.6 MZR-CD	80		06.09							
	1.6 MZR-CD	85		11.10							
	2.0 MZR	110		06.09							
	2.0 MZR DISI	111		06.09							
	2.2 MZR-CD	110		06.09							
	2.2 MZR-CD	136		06.09							
	2.3 MPS Turbo	191		06.09							
	2.3 MPS Turbo	191		06.09							
MAZDA 5 (05-)											
	1.6 CD	85		09.10			13.0470-7193.2	LD7193		23723 18,1 +	ATE
	1.8 i 16V	85		03.05							
	1.8 i 16V	85		09.10							
	2.0 16V	110		09.10							
	2.0 CiTD	81		03.05							
	2.0 CiTD	105		06.05							
	2.0 i 16V	107		03.05							
	1.6 CD	85		09.10			13.0470-7195.2	LD7195		23482 16,6 +	ATE
	1.8 i 16V	85		03.05							
	1.8 i 16V	85		09.10							
	2.0 16V	110		09.10							
	2.0 CiTD	81		03.05							
	2.0 CiTD	105		06.05							
	2.0 i 16V	107		03.05							
MAZDA PREMACY (05-)											
	1.8 i 16V	85		03.05			13.0470-7193.2	LD7193		23723 18,1 +	ATE
	2.0 CiTD	81		03.05							
	2.0 CiTD	105		06.05							
	2.0 CiTD	107		03.05							
	2.0 i 16V	107		03.05							
	1.8 i 16V	85		03.05			13.0470-7195.2	LD7195		23482 16,6 +	ATE
	2.0 CiTD	81		03.05							
	2.0 CiTD	105		06.05							
	2.0 CiTD	107		03.05							
	2.0 i 16V	107		03.05							
MERCEDES BENZ A-Klasse (W168) (97-04)											
	A 140			09.97	08.04	+ kurzer Radstand ¹⁾	13.0470-2833.2	LD2833		23070 17,0 /WE/S	LUC
	A 160 CDI	44		08.98	01.01						
	A 160 CDI	55		02.01	08.04						
	A 140			09.97	08.04	- kurzer Radstand ²⁾	13.0470-2833.2	LD2833		23070 17,0 /WE/S	LUC
	A 160			09.97	08.04	- (BR)					
	A 170 CDI	66		03.98	01.01						
	A 170 CDI	70		02.01	08.04						
	A 190			05.99	08.04	- (BR)					
	A 160			09.97	08.04	- kurzer Radstand ²⁾	13.0470-2855.2	LD2855		23138 14,6 /S	LUC
	A 170 CDI	70		02.01	08.04	- kurzer Radstand ²⁾					
	A 190			05.99	08.04	- (BR)					
A 210 Evolution			03.02	08.04							
MERCEDES BENZ A-Klasse (W169) (04-)											
	A 150 / A 160			08.04			13.0470-2885.2	LD2885		24077 19,1 /WE/Zub/S	LUC
	A 160 CDI		J 300470	08.04							
	A 160 CDI	J 300471					13.0470-2711.2	LD2711		24077 19,1 /WE/Zub/S	LUC
	A 170			08.04			13.0470-2711.2	LD2711		24077 19,1 /WE/Zub/S	LUC
	A 180			04.09							
	A 180 CDI			08.04							

¹⁾ + short wheel base / + passo lungo / + empattement court / + distancia corta entre ejes

²⁾ - short wheel base / - passo corto / - empattement court / - distancia corta entre ejes



MERCEDES BENZ A-Klasse (W169) (04-)

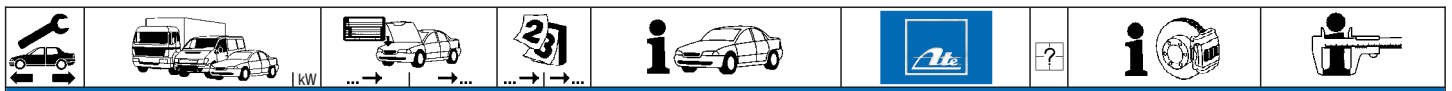
	A 200			08.04		13.0470-2711.2	LD2711		24077 19,1 /WE/Zub/S	LUC
	A 200 CDI			08.04		13.0470-2708.2	LD2708		23881 20,2 /WE/Zub/S	LUC
	A 200 Turbo			03.05						
	E-Cell			12.10						
	E-Cell			12.10		13.0470-2855.2	LD2855		23138 14,6 /S	LUC
	A 150 / A 160			08.04		13.0470-2712.2	LD2712		23138 14,6 /Zub/S	LUC
	A 160 CDI			08.04						
	A 170			08.04						
	A 180			04.09						
	A 180 CDI			08.04						
	A 200			08.04						
	A 200 CDI			08.04						
	A 200 Turbo			03.05						

MERCEDES BENZ B-Klasse (W245) (05-11)

	B 150 / B 160			03.05	04.11	13.0470-2711.2	LD2711		24077 19,1 /WE/Zub/S	LUC	
	B 160 BlueEfficiency			04.09	04.11						
	B 170 / B 180			03.05	04.11						
	B 170 NGT			04.08	04.09						
	B 180 BlueEfficiency			04.09	04.11						
	B 170 NGT			04.08	04.09	13.0470-2708.2	LD2708		23881 20,2 /WE/Zub/S	LUC	
	B 180 CDI			03.05	04.11						
	B 180 NGT			04.09	04.11						
	B 200			03.05	04.11						
	B 200 CDI			03.05	04.11						
	B 200 Turbo			03.05	04.11						
		B 150 / B 160			03.05	04.11	13.0470-2712.2	LD2712		23138 14,6 /Zub/S	LUC
		B 160 BlueEfficiency			04.09	04.11					
B 170 / B 180				03.05	04.11						
B 170 NGT				04.08	04.09						
B 180 BlueEfficiency				04.09	04.11						
B 180 CDI				03.05	04.11						
B 180 NGT				04.09	04.11						
B 200				03.05	04.11						
B 200 CDI				03.05	04.11						
B 200 Turbo				03.05	04.11						

MERCEDES BENZ C-Klasse (W202) Limousine (93-00)

	C 180			03.93	05.00	13.0470-2975.2	LD2975		21439 20,3 /WE/S	LUC
	C 200			01.94	05.00					
	C 200 CDI			03.98	05.00					
	C 200 D			03.93	05.00					
	C 220			03.93	08.96					
	C 220 CDI			09.97	05.00					
	C 220 D			06.93	05.00					
	C 230			07.96	06.97					
	C 250 D			06.93	08.95					
	C 280		F331440	06.93						
	C 280		A344660	06.93						
	C 200 Kompressor			10.95	05.00	13.0470-7086.2	LD7086		21664 19,8 +/WE	ATE
	C 230 Kompressor			09.95	05.00					
	C 240			06.97	05.00					
C 250 TD			09.95	05.00						
C 280		A344661		05.00						
C 280		F331441		05.00						
	C 200 Kompressor		F576240	10.95		13.0470-3805.2	LD3805		21197 15,0 /WE	ATE
	C 200 Kompressor		A487047	10.95						
	C 230 Kompressor		F576240	09.95						
	C 230 Kompressor		A487047	09.95						
	C 240		F576240	06.97						
	C 240		A487047	06.97						
	C 250 TD		F576240	09.95						
	C 250 TD		A487047	09.95						
	C 280	142	A344661		05.97	- ASRV - ETS				
	C 280	142	F331441		05.97	- ASRV - ETS				
	C 280	145	F576240	06.97						
	C 280	145	A487047	06.97						
	C 36 AMG		F331440	05.94						
	C 36 AMG		A344660	05.94						
C 200 Kompressor		A487048		05.00	13.0470-4064.2	LD4064		21919 15,3 /Zub	ATE	
C 200 Kompressor		F576241		05.00						
C 230 Kompressor		A487048		05.00						
C 230 Kompressor		F576241		05.00						
C 240		A487048		05.00						
C 240		F576241		05.00						
C 250 TD		A487048		05.00						
C 250 TD		F576241		05.00						
C 280	145	A487048		05.00						
C 280	145	F576241		05.00						
C 36 AMG		A344661		08.97	13.0470-4047.2	LD4047		21305 16,1 /WE	ATE	
C 36 AMG		F331441		08.97						
C 43 AMG			09.97	05.00						



MERCEDES BENZ C-Klasse (S202) Kombi (96-01)

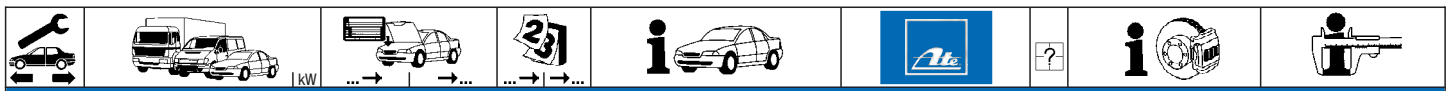
	C 180		06.96	04.01	13.0470-2975.2	LD2975		21439 20,3 /WE/S	LUC
	C 200		06.96	04.01					
	C 200 CDI		03.98	04.01					
	C 200 D		07.96	04.01					
	C 220 CDI		09.97	04.01					
	C 220 D		06.96	04.01					
	C 230		06.96	06.97					
	C 200 Kompressor		11.96	04.01					
	C 230 Kompressor		06.97	04.01					
	C 240		06.97	04.01					
	C 250 TD		06.96	04.01	13.0470-7086.2	LD7086		21664 19,8 +/WE	ATE
	C 280		06.97	04.01					
	C 180	F576240	06.96						
	C 200	F576240	06.96						
	C 200 CDI	F576240	03.98						
	C 200 D	F576240	07.96						
	C 200 Kompressor	F576240	11.96		13.0470-3805.2	LD3805		21197 15,0 /WE	ATE
	C 220 CDI	F576240	09.97						
	C 220 D	F576240	06.96						
	C 230	F576240	06.96						
	C 250 TD	F576240	06.96						
	C 180	F576241		04.01					
	C 200	F576241		04.01					
	C 200 CDI	F576241		04.01					
	C 200 D	F576241		04.01					
	C 200 Kompressor	F576241		04.01					
	C 220 CDI	F576241		04.01	13.0470-4064.2	LD4064		21919 15,3 /Zub	ATE
	C 220 D	F576241		04.01					
	C 230	F576241		06.97					
	C 230 Kompressor		06.97	04.01					
	C 240		06.97	04.01					
	C 250 TD	F576241		04.01					
	C 280		06.97	04.01					
	C 43 AMG		09.97	04.01					

MERCEDES BENZ C-Klasse (W203) Limousine (00-07)

	C 180		04.00	04.07	13.0470-2726.2	LD2726	- Sportpaket ¹⁾	23144 19,8 +/WE/Zub/S	LUC
	C 180 Kompressor		05.02	04.07					
	C 200 CDI		04.00	04.07					
	C 200 CGI Kompressor		07.03	04.07					
	C 200 Kompressor		04.00	04.07					
	C 220 CDI		04.00	04.07					
	C 230 Kompressor		02.04	04.07					
	C 320 CDI		02.05	04.07					
	C 180		04.00	04.04					
	C 180 Kompressor		05.02	04.04					
	C 200 CDI		04.00	04.04	13.0470-4990.2	LD4990	+ Sportpaket ²⁾	23745 17,4 +/WE	BRE
	C 200 CGI Kompressor		07.03	04.04					
	C 200 Kompressor		04.00	04.04					
	C 220 CDI		04.00	04.04					
	C 230 Kompressor		02.04	04.04					
	C 320 CDI		02.05	04.07					
	C 180		05.04	04.07					
	C 180 Kompressor		05.04	04.07					
	C 200 CDI		05.04	04.07					
	C 200 CGI Kompressor		05.04	04.07					
	C 200 Kompressor		05.04	04.07	13.0470-4994.2	LD4994	+ Sportpaket ²⁾	23945 16,5 /WE	BRE
	C 220 CDI		05.04	04.07					
	C 230 Kompressor		05.04	04.07					
	C 320 CDI		02.05	04.07					
	C 180		04.00	04.07					
	C 180 Kompressor		05.02	04.07					
	C 200 CDI		04.00	04.07					
	C 200 CGI Kompressor		07.03	04.07					
	C 200 Kompressor		04.00	04.07					
	C 220 CDI		04.00	04.07					
	C 230 Kompressor		02.04	04.07	13.0470-2727.2	LD2727		23144 19,8 +/WE/Zub/S	LUC
	C 320 CDI		02.05	04.07					
	C 230		06.05	04.07					
	C 240		04.00	04.07					
	C 240 4-Matic		07.02	04.07					
	C 270 CDI		08.00	04.07					
	C 280		06.05	04.07					
	C 280 4-Matic		06.05	04.07					
	C 320		04.00	04.07					
	C 320 4-Matic		07.02	04.07					
	C 350		06.05	04.07	13.0470-4994.2	LD4994	- Sportpaket ¹⁾	23945 16,5 /WE	BRE
	C 30 CDI AMG		01.03	04.07	13.0470-4990.2	LD4990		23745 17,4 +/WE	BRE
	C 350 4-Matic		06.05	04.07					
	C 180		04.00	04.07	13.0470-4064.2	LD4064	- Sportpaket ¹⁾	21919 15,3 /Zub	ATE
	C 180 Kompressor		05.02	04.07					
	C 200 CDI		04.00	04.07					
	C 200 CGI Kompressor		07.03	04.07					
	C 200 Kompressor		04.00	04.07					
	C 220 CDI		04.00	04.07					
	C 230 Kompressor		02.04	04.07					
	C 350		06.05	04.07	13.0470-4065.2	LD4065	+ Sportpaket ²⁾	21899 15,3 /WE/Zub	ATE

¹⁾ - sports package / - pacchetto sportivo / - version Sport / - kit deportivo
²⁾ + sports package / + pacchetto sportivo / + version Sport / + kit deportivo
³⁾ + AMG sports package / + pacchetto sportivo AMG / + version Sport AMG / + kit deportivo AMG





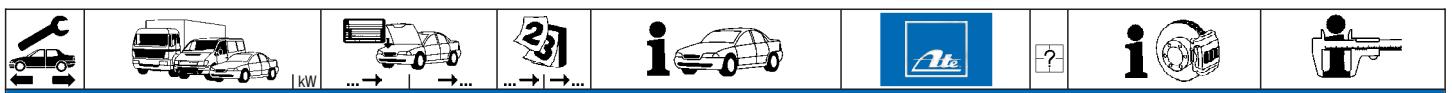
MERCEDES BENZ C-Klasse (W203) Limousine (00-07)

	C 240	04.00	04.07	13.0470-4064.2	LD4064	- Sportpaket ¹⁾	21919	15,3 /Zub	ATE
	C 320 CDI	02.05	04.07	13.0470-4065.2	LD4065	+ Sportpaket ²⁾	21899	15,3 /WE/Zub	ATE
	C 230	06.05	04.07	13.0470-4065.2	LD4065		21899	15,3 /WE/Zub	ATE
	C 240 4-Matic	07.02	04.07						
	C 270 CDI	08.00	04.07						
	C 280	06.05	04.07						
	C 280 4-Matic	06.05	04.07						
	C 320	04.00	04.07						
	C 320 4-Matic	07.02	04.07						
	C 350	06.05	04.07						
C 350 4-Matic	06.05	04.07							
C 30 CDI AMG	01.03	04.07	13.0470-4047.2	LD4047			21305	16,1 /WE	ATE
C 32 AMG Kompressor	03.01	04.07							
C 55 AMG	02.04	04.07							

MERCEDES BENZ C-Klasse (S203) Kombi (01-07)

	C 180	03.01	09.07	13.0470-2726.2	LD2726	- Sportpaket ¹⁾	23144	19,8 +/WE/Zub/S	LUC
	C 180 Kompressor	05.02	09.07						
	C 200 CDI	03.01	09.07						
	C 200 CGI Kompressor	07.03	09.07						
	C 200 Kompressor	03.01	09.07						
	C 220 CDI	03.01	09.07						
	C 320 CDI	02.05	09.07						
	C 180	03.01	04.04	13.0470-4990.2	LD4990	+ Sportpaket ²⁾	23745	17,4 +/WE	BRE
	C 180 Kompressor	05.02	04.04						
	C 200 CDI	03.01	04.04						
C 200 CGI Kompressor	07.03	04.04							
C 200 Kompressor	03.01	04.04							
C 220 CDI	03.01	04.04							
C 220 CDI	02.05	09.07							
C 180	03.01	09.07	13.0470-4990.2	LD4990	+ AMG Sportpaket ³⁾	23745	17,4 +/WE	BRE	
C 180 Kompressor	05.02	09.07							
C 200 CDI	03.01	09.07							
C 200 CGI Kompressor	07.03	09.07							
C 200 Kompressor	03.01	09.07							
C 220 CDI	03.01	09.07							
C 320 CDI	02.05	09.07							
C 230	06.05	09.07	13.0470-2727.2	LD2727			23144	19,8 +/WE/Zub/S	LUC
C 230 Kompressor	02.04	09.07	13.0470-4994.2	LD4994	+ Sportpaket ²⁾	23945	16,5 /WE	BRE	
C 240	03.01	09.07							
C 240 4-Matic	07.02	09.07							
C 280	06.05	09.07							
C 280 4-Matic	06.05	09.07							
C 320	03.01	09.07							
C 320 4-Matic	07.02	09.07							
C 270 CDI	03.01	04.04	13.0470-2727.2	LD2727			23144	19,8 +/WE/Zub/S	LUC
			13.0470-4990.2	LD4990	+ Sportpaket ²⁾	23745	17,4 +/WE	BRE	
C 270 CDI	05.04		13.0470-2727.2	LD2727			23144	19,8 +/WE/Zub/S	LUC
			13.0470-4994.2	LD4994	+ Sportpaket ²⁾	23945	16,5 /WE	BRE	
C 350	06.05	09.07	13.0470-4994.2	LD4994			23945	16,5 /WE	BRE
C 30 CDI AMG	01.03	09.07	13.0470-4990.2	LD4990			23745	17,4 +/WE	BRE
C 350 4-Matic	06.05	09.07							
	C 180	03.01	09.07	13.0470-4064.2	LD4064	- Sportpaket ¹⁾	21919	15,3 /Zub	ATE
	C 200 CDI	03.01	09.07	13.0470-4065.2	LD4065	+ Sportpaket ²⁾	21899	15,3 /WE/Zub	ATE
	C 220 CDI	03.01	09.07						
	C 240	03.01	09.07						
	C 320 CDI	02.05	09.07						
	C 180 Kompressor	05.02	09.07	13.0470-4065.2	LD4065		21899	15,3 /WE/Zub	ATE
	C 200 CGI Kompressor	07.03	09.07						
	C 200 Kompressor	03.01	09.07						
	C 230 Kompressor	02.04	09.07						
	C 230	06.05	09.07	13.0470-4065.2	LD4065		21899	15,3 /WE/Zub	ATE
C 240 4-Matic	07.02	09.07							
C 270 CDI	03.01	09.07							
C 280	06.05	09.07							
C 280 4-Matic	06.05	09.07							
C 320	03.01	09.07							
C 320 4-Matic	07.02	09.07							
C 350	06.05	09.07							
C 350 4-Matic	06.05	09.07							
C 30 CDI AMG	01.03	09.07	13.0470-4047.2	LD4047			21305	16,1 /WE	ATE
C 32 Kompressor AMG	03.01	09.07							
C 55 AMG	02.04	09.07							

¹⁾ - sports package / - pacchetto sportivo / - version Sport / - kit deportivo
²⁾ + sports package / + pacchetto sportivo / + version Sport / + kit deportivo
³⁾ + AMG sports package / + pacchetto sportivo AMG / + version Sport AMG / + kit deportivo AMG



MERCEDES BENZ C-Klasse (CL203) Sportcoupe (01-08)

	C 160 Kompressor		04.05	05.08		13.0470-2726.2	LD2726	+ Sportpaket ¹⁾	23144	19,8 +/WE/Zub/S	LUC	
	C 180		03.01	05.08		13.0470-4994.2	LD4994		23945	16,5 /WE	BRE	
	C 180 Kompressor		05.02	05.08								
	C 200 CDI		07.03	05.08								
	C 200 CGI Kompressor		07.03	05.08								
	C 200 Kompressor		03.01	05.08								
	C 220 CDI		03.01	05.08								
	C 230 Kompressor		03.01	05.08								
	C 160 Kompressor		04.05	05.08		13.0470-4990.2	LD4990		+ AMG Sportpaket ²⁾	23745	17,4 +/WE	BRE
	C 180		03.01	05.08								
C 180 Kompressor		05.02	05.08									
C 200 CDI		07.03	05.08									
C 200 CGI Kompressor		07.03	05.08									
C 200 Kompressor		03.01	05.08									
C 220 CDI		03.01	05.08									
C 230 Kompressor		03.01	05.08									
C 230		06.05	05.08		13.0470-2727.2	LD2727		23144	19,8 +/WE/Zub/S	LUC		
C 320		09.02	05.08									
C 350		06.05	05.08		13.0470-4994.2	LD4994		23945	16,5 /WE	BRE		
C 30 CDI AMG		09.02	05.08		13.0470-4990.2	LD4990		23745	17,4 +/WE	BRE		
	C 160 Kompressor		04.05	05.08		13.0470-4064.2	LD4064	- Sportpaket ³⁾	21919	15,3 /Zub	ATE	
	C 180		03.01	05.08		13.0470-4065.2	LD4065		21899	15,3 /WE/Zub	ATE	
	C 180 Kompressor		05.02	05.08								
	C 200 CDI		07.03	05.08								
	C 200 CGI Kompressor		07.03	05.08								
	C 200 Kompressor		03.01	05.08								
	C 220 CDI		03.01	05.08								
	C 230 Kompressor		03.01	05.08								
	C 230		06.05	05.08		13.0470-4065.2	LD4065			21899	15,3 /WE/Zub	ATE
	C 320		09.02	05.08								
C 350		06.05	05.08									
C 30 CDI AMG		09.02	05.08		13.0470-4065.2	LD4065		21899	15,3 /WE/Zub	ATE		

MERCEDES BENZ C-Klasse (CLC203) Coupe (08-10)

	CLC 180 Kompressor		05.08	10.10		13.0470-2726.2	LD2726		23144	19,8 +/WE/Zub/S	LUC
	CLC 200 CDI		05.08	10.10							
	CLC 200 Kompressor		05.08	10.10							
	CLC 220 CDI		05.08	10.10							
	CLC 230		05.08	10.10		13.0470-2727.2	LD2727		23144	19,8 +/WE/Zub/S	LUC
CLC 350		05.08	10.10		13.0470-4994.2	LD4994		23945	16,5 /WE	BRE	
	CLC 160		01.09	10.10		13.0470-4064.2	LD4064		21919	15,3 /Zub	ATE
	CLC 180 Kompressor		05.08	10.10							
	CLC 200 CDI		05.08	10.10							
	CLC 200 Kompressor		05.08	10.10							
	CLC 220 CDI		05.08	10.10							
	CLC 230		05.08	10.10		13.0470-4065.2	LD4065		21899	15,3 /WE/Zub	ATE
	CLC 350		05.08	10.10							





















MERCEDES BENZ C-Klasse (W204) Limousine (07-)

	C 180 CDI		01.11			13.0470-2732.2	LD2732	+ Sportpaket ¹⁾ - Sportpaket ³⁾	24306	20,3 /WE/Zub/S	LUC	
	C 180 CGI		04.09			13.0470-2733.2	LD2733		24306	20,3 /WE/Zub/S	LUC	
	C 180 Kompressor		03.07									
	C 180 Kompressor Eco		01.09									
	C 200 CDI		03.07									
	C 200 CGI		04.09									
	C 200 Kompressor		03.07			13.0470-2732.2	LD2732			24306	20,3 /WE/Zub/S	LUC
	C 220 CDI		03.07									
	C 230		03.07									
	C 230 4-Matic		07.07									
C 250 CDI		10.08										
C 250 CDI 4-matic		01.11										
C 250 CGI		04.09										
C 280 / C 300		03.07			13.0470-2732.2	LD2732	- Sportpaket ³⁾ + Sportpaket ¹⁾	24306	20,3 /WE/Zub/S	LUC		
C 280 4-matic		07.07			13.0470-2734.2	LD2734		24310	19,0 + /WE/S	LUC		
C 320 CDI		03.07			13.0470-2734.2	LD2734		24310	19,0 + /WE/S	LUC		
C 320 CDI 4-Matic		07.07										
C 350		03.07										
C 350 4 Matic		07.07										
C 350 CDI		04.09										
C 350 CDI 4-matic		10.09										
C 350 CGI		09.08										
	C 180 CDI		01.11			13.0470-7244.2	LD7244		24253	17,8 +/WE	ATE	
	C 180 Kompressor		03.07									
	C 180 Kompressor Eco		01.09									
	C 200 CDI		03.07									
	C 200 Kompressor		03.07									
	C 220 CDI		03.07									
	C 230		03.07									
	C 230 4-Matic		07.07									
	C 250 CDI		10.08									
	C 250 CDI 4-matic		01.11									
	C 280 / C 300		03.07									
	C 280 4-matic		07.07									
	C 300 4-Matic		04.09									
	C 300 CDI 4-matic		01.11									

¹⁾ + sports package / + pacchetto sportivo / + version Sport / + kit deportivo

²⁾ + AMG sports package / + pacchetto sportivo AMG / + version Sport AMG / + kit deportivo AMG





















³⁾ - sports package / - pacchetto sportivo / - version Sport / - kit deportivo

									
MERCEDES BENZ C-Klasse (W204) Limousine (07-)									
	C 320 CDI		03.07		13.0470-7244.2	LD7244		24253 17,8 +/WE	ATE
	C 320 CDI 4-Matic		07.07						
	C 350		03.07						
	C 350 4 Matic		07.07						
	C 350 CDI		04.09						
	C 350 CDI 4-matic		10.09						
C 350 CGI		09.08							
C 180 CGI		04.09			13.0470-7244.2	LD7244		24253 17,8 +/WE	ATE
C 200 CGI		04.09							
C 250 CGI		04.09							
MERCEDES BENZ C-Klasse (S204) Kombi (07-)									
	C 180 CDI BE		01.11		13.0470-2732.2	LD2732	+ Sportpaket ¹⁾	24306 20,3 /WE/Zub/S	LUC
	C 180 Kompressor		09.07		13.0470-2733.2	LD2733	- Sportpaket ²⁾	24306 20,3 /WE/Zub/S	LUC
	C 200 CDI		09.07						
	C 180 CGI		04.09		13.0470-2732.2	LD2732		24306 20,3 /WE/Zub/S	LUC
	C 200 CGI		04.09						
	C 200 Kompressor		09.07						
	C 220 CDI		09.07						
	C 230		09.07						
	C 250 CDI		04.09						
	C 250 CGI		04.09						
	C 250 CDI 4matic		04.09		13.0470-2732.2	LD2732	- Sportpaket ²⁾	24306 20,3 /WE/Zub/S	LUC
	C 280		09.07		13.0470-2734.2	LD2734	+ Sportpaket ¹⁾	24310 19,0 + /WE/S	LUC
	C 320 CDI		09.07		13.0470-2734.2	LD2734		24310 19,0 + /WE/S	LUC
	C 320 CDI 4-Matic		09.07						
C 350		09.07							
C 350 CDI		06.11							
C 350 CDI 4-matic		10.09							
C 350 CDI BlueEff.		04.09							
C 350 CGI		06.11		13.0470-2734.2	LD2734	+ Sportpaket ¹⁾	24310 19,0 + /WE/S	LUC	
	C 180 Kompressor		09.07		13.0470-7244.2	LD7244		24253 17,8 +/WE	ATE
	C 200 CDI		09.07						
	C 200 Kompressor		09.07						
	C 220 CDI		09.07						
	C 230		09.07						
	C 280		09.07						
	C 320 CDI		09.07						
	C 320 CDI 4-Matic		09.07						
	C 350		09.07						
	C 350 CDI 4-matic		10.09						
	C 350 CDI BlueEff.		04.09						
	C 180 CGI		04.09		13.0470-7244.2	LD7244		24253 17,8 +/WE	ATE
	C 200 CGI		04.09						
	C 250 CGI		04.09						
C 180 CDI BE		01.11		13.0470-7244.2	LD7244	+ Sportpaket ¹⁾	24253 17,8 +/WE	ATE	
C 350 CDI		06.11		13.0470-7257.2	LD7257	+ GG-Sättel ³⁾	24253 18,0 +/WE	ATE	
C 250 CDI		04.09		13.0470-7257.2	LD7257		24253 18,0 +/WE	ATE	
C 250 CDI 4matic		04.09		13.0470-7244.2	LD7244	+ Sportpaket ¹⁾	24253 17,8 +/WE	ATE	
				13.0470-7257.2	LD7257	- Sportpaket ²⁾	24253 18,0 +/WE	ATE	
MERCEDES BENZ C-Klasse (C204) Coupe (11-)									
	C 180 CGI	115	06.11		13.0470-2733.2	LD2733	- Sportpaket ²⁾	24306 20,3 /WE/Zub/S	LUC
					13.0470-2732.2	LD2732	+ Sportpaket ¹⁾	24306 20,3 /WE/Zub/S	LUC
	C 220 CDI	125	06.11		13.0470-2732.2	LD2732		24306 20,3 /WE/Zub/S	LUC
	C 250 CDI	150	06.11						
	C 250 CGI	150	06.11		13.0470-2732.2	LD2732		24306 20,3 /WE/Zub/S	LUC
	C 350	225	06.11		13.0470-2734.2	LD2734		24310 19,0 + /WE/S	LUC
	C 180 CGI	115	06.11		13.0470-7244.2	LD7244	+ USA	24253 17,8 +/WE	ATE
	C 350	225	06.11						
	C 250 CGI	150	06.11		13.0470-7244.2	LD7244		24253 17,8 +/WE	ATE
	C 220 CDI	125	06.11		13.0470-7244.2	LD7244		24253 17,8 +/WE	ATE
MERCEDES BENZ CL-Klasse (C140) Coupe (96-99)									
	CL 420		06.96	02.99	13.0470-4047.2	LD4047		21305 16,1 /WE	ATE
	CL 500		06.96	02.99					
	CL 600		06.96	02.99					
MERCEDES BENZ CL-Klasse (C216) Coupe (06-)									
	CL 500		07.06		13.0470-7171.2	LD7171		23334 16,7 +/WE	ATE
	CL 500 4-Matic		03.08						
MERCEDES BENZ CLK-Klasse (C208) Coupe (97-02)									
	CLK 200		06.97	06.02	13.0470-7086.2	LD7086		21664 19,8 +/WE	ATE
	CLK 200 Kompressor		06.97	06.02					
	CLK 230 Kompressor		06.97	06.02					
	CLK 320		06.97	06.02	13.0470-7087.2	LD7087		21670 19,4 +/WE	ATE
	CLK 430		03.98	06.02 + (aus)					
	CLK 200		06.97	06.02	13.0470-4064.2	LD4064		21919 15,3 /Zub	ATE
	CLK 200 Kompressor		06.97	06.02					
	CLK 230 Kompressor		06.97	06.02					
	CLK 320		06.97	06.02	13.0470-4047.2	LD4047		21305 16,1 /WE	ATE

¹⁾ + sports package / + pacchetto sportivo / + version Sport / + kit deportivo

²⁾ - sports package / - pacchetto sportivo / - version Sport / - kit deportivo

³⁾ + cast iron caliper / + pinza in ghisa / + étriers en fonte grise / + fundición gris-pinza

        											
MERCEDES BENZ CLK-Klasse (C208) Coupe (97-02)											
	CLK 430 CLK 55 AMG		03.98 08.99	06.02 06.02	13.0470-4047.2	LD4047			21305	16,1 /WE	ATE
MERCEDES BENZ CLK-Klasse (A208) Cabrio (98-03)											
	CLK 200 CLK 200 Kompressor CLK 230 Kompressor CLK 320		06.98 06.98 06.98 06.98	06.03 06.03 06.03 06.03	13.0470-7086.2 13.0470-7087.2	LD7086 LD7087			21664 21670	19,8 +/WE 19,4 +/WE	ATE ATE
	CLK 200 CLK 200 Kompressor CLK 230 Kompressor CLK 320 CLK 430 CLK 55 AMG		06.98 06.98 06.98 06.98 06.99 01.00	06.03 06.03 06.03 06.03 06.03 01.00	13.0470-4064.2 13.0470-4047.2	LD4064 LD4047			21919 21305	15,3 /Zub 16,1 /WE	ATE ATE
	CLK 200 Kompressor CLK 230 Kompressor CLK 320 CLK 430 CLK 55 AMG	F 196684 / T 098096 F 196684 / T 098096 F 196684 / T 098096 F 196684 / T 098096 F 196684 / T 098096		06.03 06.03 06.03 06.03 06.03	13.0470-4065.2	LD4065			21899	15,3 /WE/Zub	ATE
MERCEDES BENZ CLK-Klasse (C209) Coupe (02-09)											
	CLK 200 CGI CLK 200 Kompressor CLK 220 CDI		09.02 09.02 05.05	04.09 04.09 04.09	13.0470-4994.2 13.0470-2726.2	LD4994 LD2726	+ Sportpaket ¹⁾ - Sportpaket ²⁾		23945 23144	16,5 /WE 19,8 +/WE/Zub/S	BRE LUC
	CLK 240 CLK 320		05.02 05.02	04.09 04.09	13.0470-2727.2	LD2727			23144	19,8 +/WE/Zub/S	LUC
	CLK 200 Kompressor CLK 270 CDI CLK 280		10.06 10.02 05.05	04.09 04.09 04.09	13.0470-4994.2 13.0470-2727.2	LD4994 LD2727	+ Sportpaket ¹⁾ - Sportpaket ²⁾		23945 23144	16,5 /WE 19,8 +/WE/Zub/S	BRE LUC
	CLK 320 CDI CLK 350		05.05 05.05	04.09 04.09	13.0470-4994.2 13.0470-4990.2	LD4994 LD4990	- Sportpaket ²⁾ + Sportpaket ¹⁾		23945 23745	16,5 /WE 17,4 +/WE	BRE BRE
	CLK 200 CGI CLK 200 Kompressor CLK 220 CDI		09.02 09.02 05.05	04.09 04.09 04.09	13.0470-4064.2	LD4064			21919	15,3 /Zub	ATE
	CLK 240 CLK 270 CDI CLK 280 CLK 320 CLK 320 CDI CLK 350		05.02 10.02 05.05 05.02 05.05 05.05	04.09 04.09 04.09 04.09 04.09 04.09	13.0470-4065.2	LD4065			21899	15,3 /WE/Zub	ATE
	CLK 55 AMG		09.02	04.09	13.0470-4047.2	LD4047			21305	16,1 /WE	ATE
MERCEDES BENZ CLK-Klasse (A209) Cabrio (03-09)											
	CLK 200 CGI CLK 240 CLK 320		05.03 05.03 05.03	12.09 12.09 12.09	13.0470-2726.2 13.0470-2727.2	LD2726 LD2727			23144 23144	19,8 +/WE/Zub/S 19,8 +/WE/Zub/S	LUC LUC
	CLK 200 Kompressor CLK 280		05.03 05.05	12.09 12.09	13.0470-4994.2 13.0470-2727.2	LD4994 LD2727	+ Sportpaket ¹⁾ - Sportpaket ²⁾		23945 23144	16,5 /WE 19,8 +/WE/Zub/S	BRE LUC
	CLK 320 CDI CLK 350		05.05 05.05	12.09 12.09	13.0470-4994.2 13.0470-4990.2	LD4994 LD4990	- Sportpaket ²⁾ + Sportpaket ¹⁾		23945 23745	16,5 /WE 17,4 +/WE	BRE BRE
	CLK 200 CGI CLK 200 Kompressor		05.03 05.03	12.09 12.09	13.0470-4064.2	LD4064			21919	15,3 /Zub	ATE
	CLK 240 CLK 280 CLK 320 CLK 320 CDI CLK 350		05.03 05.05 05.03 05.05 05.05	12.09 12.09 12.09 12.09 12.09	13.0470-4065.2	LD4065			21899	15,3 /WE/Zub	ATE
	CLK 55 AMG		05.03	12.09	13.0470-4047.2	LD4047			21305	16,1 /WE	ATE
MERCEDES BENZ CLS-Klasse (C219) Coupe (04-10)											
	CLS 280 / CLS 300 CLS 320 CDI CLS 350 CLS 350 CDI CLS 350 CGI		10.07 05.05 08.04 04.09 04.06	10.10 10.10 10.10 10.10 10.10	13.0470-4990.2 13.0470-4990.2	LD4990 LD4990			23745 23745	17,4 +/WE 17,4 +/WE	BRE BRE
	CLS 280 / CLS 300 CLS 320 CDI CLS 350 CLS 350 CDI CLS 350 CGI CLS 500 CLS 500	225 285	10.07 05.05 08.04 04.09 04.06 08.04 04.06	10.10 10.10 10.10 10.10 10.10 10.10 10.10	13.0470-7171.2 13.0470-7171.2	LD7171 LD7171			23334 23334	16,7 +/WE 16,7 +/WE	ATE ATE
MERCEDES BENZ CLS-Klasse (C218) Coupe (10-)											
	CLS 250 CDI CLS 350 CDI CLS 350 CGI	150 195 225	11.10 11.10 11.10		13.0470-2734.2	LD2734			24310	19,0 + /WE/S	LUC
	CLS 250 CDI CLS 350 CDI CLS 350 CDI 4matic CLS 350 CGI CLS 500	150 195 195 225 300	11.10 11.10 09.11 11.10 11.10		13.0470-7259.2	LD7259			24862	16,7 +/WE	ATE

¹⁾ + sports package / + pacchetto sportivo / + version Sport / + kit deportivo

²⁾ - sports package / - pacchetto sportivo / - version Sport / - kit deportivo





MERCEDES BENZ CLS-Klasse (C218) Coupe (10-)

	CLS 500 4matic	300		11.10		13.0470-7259.2	LD7259		24862 16,7 +WE	ATE
--	----------------	-----	--	-------	--	----------------	--------	--	----------------	-----

MERCEDES BENZ E-Klasse (W124) (93-97)

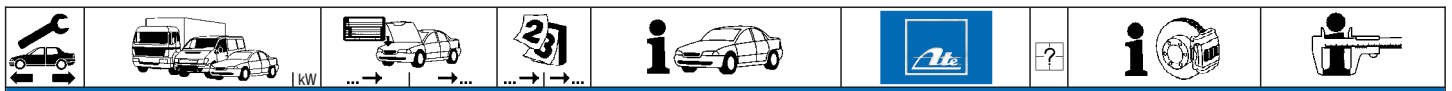
	E 200 Cabrio E 200 Coupe E 200 D E 200 Lim. E 220 Cabrio E 220 Coupe E 220 Lim. E 250 D Lim. E 250 TD Lim. E 280 E 300 4-Matic Lim. E 300 D Lim. E 300 TD 4-Matic Lim. E 300 TD Lim.			07.93 07.93 07.93 07.93 07.93 07.93 07.93 07.93 07.93 07.93 07.93 07.93 07.93	06.97 06.96 06.95 06.95 06.97 06.96 06.95 06.95 06.95 06.95 06.95 06.95 06.95		13.0470-2927.2	LD2927		20941 19,3 /WE/S	LUC
	E 200 Kombi E 220 Kombi E 250 D Kombi E 250 TD Kombi E 280 Kombi E 300 4-Matic Kombi E 300 D Kombi E 300 TD 4-Matic Kombi E 300 TD Kombi			07.93 07.93 07.93 07.93 07.93 07.93 07.93 07.93 07.93	05.96 05.96 05.96 05.96 05.96 05.96 05.96 05.96 05.96		13.0470-2927.2	LD2927		20941 19,3 /WE/S	LUC
	E 200 Cabrio E 200 Kombi E 220 Cabrio E 220 Kombi E 250 D E 250 D Kombi E 250 TD Kombi E 280 E 280 Kombi E 300 4-Matic Kombi E 300 D Kombi E 300 TD 4-Matic Kombi E 300 TD Kombi E 320 E 36 AMG			07.93 07.93 07.93 07.93 07.93 07.93 07.93 07.93 07.93 07.93 07.93 07.93 07.93 07.93 05.94	06.97 05.96 06.97 05.96 05.96 05.96 05.96 06.96 05.96 05.96 05.96 05.96 05.96 06.96 06.96		13.0470-3805.2	LD3805		21197 15,0 /WE	ATE
	E 420			07.93	06.95		13.0470-3805.2	LD3805		21197 15,0 /WE	ATE
	E 500 E 60 AMG			07.93 05.94	06.95 06.95		13.0470-4047.2	LD4047		21305 16,1 /WE	ATE

MERCEDES BENZ E-Klasse (W210) Limousine (95-02)

	E 200 E 200 CDI E 200 D E 200 Kompressor E 220 CDI E 220 D E 230 E 240 E 250 D E 250 D E 250 TD E 290 TD E 300 D	120		06.95 07.98 10.96 08.00 07.98 06.95 06.95 09.97 06.95 06.95 09.97 01.96 06.95	04.02 04.02 04.02 + P 04.02 04.02 06.98 08.97 04.02 - ESP 04.02 + I 04.02 04.02 04.02		13.0470-7086.2	LD7086		21664 19,8 +WE	ATE
	E 200 Kompressor E 240 E 270 CDI E 280 E 280 4-Matic E 300 TD E 320 E 320 4-Matic E 320 CDI	137		09.97 09.97 07.99 01.96 10.96 10.96 06.95 06.97 07.99	04.02 04.02 + ESP 04.02 04.02 04.02 04.02 04.02 04.02 04.02		13.0470-7087.2	LD7087		21670 19,4 +WE	ATE
	E 200 E 200 D E 220 D E 230 E 240 E 250 D E 250 D E 290 TD E 300 D		A379346 A379346 A379346 A379346 A379346 A379346 A379346 A379346 A379346	06.95 10.96 06.95 06.95 09.97 06.95 06.95 01.96 06.95		+ P + I	13.0470-3805.2	LD3805		21197 15,0 /WE	ATE
	E 200 E 200 CDI E 200 D E 200 Kompressor E 220 CDI E 220 D E 230	A379347 A379347 120 A379347 A379347		07.98 08.00 07.98 07.98 08.97	04.02 04.02 04.02 + P 04.02 06.98 08.97		13.0470-4064.2	LD4064		21919 15,3 /Zub	ATE

1) + short wheel base / + passo lungo / + empattement court / + distancia corta entre ejes

2) + long wheel base / + passo lungo / + empattement long / + distancia larga entre ejes



MERCEDES BENZ E-Klasse (W210) Limousine (95-02)

	E 240	A379347		04.02		13.0470-4064.2	LD4064		21919 15,3 /Zub	ATE	
	E 250 D	A379347		04.02	+ ①						
	E 250 D	A379347		04.02							
	E 250 TD			09.97	04.02						
	E 290 TD	A379347			04.02						
	E 300 D	A379347			04.02						
	E 280		A379346	01.96			13.0470-4047.2	LD4047		21305 16,1 /WE	ATE
	E 280 4-Matic		A379346	10.96							
	E 300 TD		A379346	10.96							
	E 320		A379346	06.95							
	E 320 4-Matic		A379346	06.97							
	E 420		A379346	01.96							
E 430		A379346	09.97								
E 55 AMG			09.97	04.02							
E 200 Kompressor	137		09.97	04.02		13.0470-4065.2	LD4065		21899 15,3 /WE/Zub	ATE	
E 270 CDI			07.99	04.02							
E 280		A379347		04.02							
E 280 4-Matic		A379347		04.02							
E 300 TD		A379347		04.02							
E 320		A379347		04.02							
E 320 4-Matic		A379347		04.02							
E 320 CDI			07.99	04.02							
E 420		A379347		08.97							
E 430		A379347		04.02							
E 430 4-Matic			05.99	04.02		13.0470-4047.2	LD4047		21305 16,1 /WE	ATE	

MERCEDES BENZ E-Klasse (S210) Kombi (96-03)

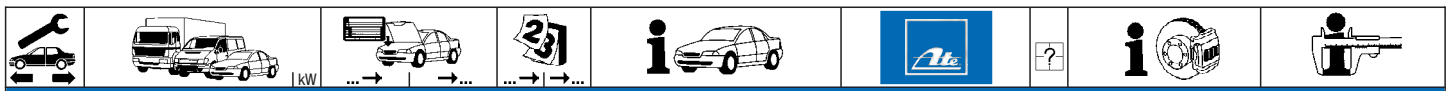
	E 200			05.96	04.03	13.0470-7086.2	LD7086		21664 19,8 +/-WE	ATE	
	E 200 Kompressor	120		08.00	04.03						
	E 220 CDI			07.98	04.03	+ Radstand 2833mm ¹⁾					
	E 230			05.96	08.97						
	E 240			09.97	04.03						
	E 250 D			05.96	04.03	+ ① / + Radstand 2833mm ²⁾					
	E 250 D			05.96	04.03	+ Radstand 2833mm ¹⁾					
	E 250 TD			09.97	04.03						
	E 290 TD			05.96	04.03	+ Radstand 2833mm ¹⁾					
	E 200 Kompressor	137		09.97	04.03		13.0470-7087.2	LD7087		21670 19,4 +/-WE	ATE
	E 220 CDI			07.98	04.03	+ Radstand 3570mm ³⁾					
	E 250 D			05.96	04.03	+ Radstand 3570mm ³⁾					
E 270 CDI			07.99	04.03							
E 280			10.96	04.03	+ Radstand 3570mm ³⁾						
E 280 4-Matic			10.96	04.03							
E 290 TD			05.96	04.03	+ Radstand 3570mm ³⁾						
E 300 TD			10.96	04.03							
E 320			10.96	04.03							
E 320 4-Matic			06.97	04.03							
E 320 CDI			07.99	04.03							
E 200			05.96	04.03		13.0470-4047.2	LD4047		21305 16,1 /WE	ATE	
E 200 Kompressor			09.97	04.03							
E 220 CDI			07.98	04.03							
E 230			05.96	08.97							
E 240			09.97	04.03							
E 250 D			05.96	04.03	+ ① / + Radstand 2833mm ²⁾						
E 250 D			05.96	04.03	+ Radstand 2833mm ¹⁾						
E 250 D			05.96	04.03	+ Radstand 3570mm ³⁾						
E 250 TD			09.97	04.03							
E 270 CDI			07.99	04.03							
E 280			10.96	04.03	+ Radstand 3570mm ³⁾						
E 280 4-Matic			10.96	04.03							
E 290 TD			05.96	04.03							
E 300 TD			10.96	04.03							
E 320			10.96	04.03							
E 320 4-Matic			06.97	04.03							
E 320 CDI			07.99	04.03							
E 420			05.96	08.97							
E 430			09.97	04.03							
E 430 4-Matic			05.99	04.03							
E 55 AMG			09.97	04.03							

MERCEDES BENZ E-Klasse (W211) Limousine (02-09)

	E 200 CDI			05.02	02.09	13.0470-3999.2	LD3999		23743 20,1 +/-WK/Zub/SBOS		
	E 200 Kompressor			05.02	02.09						
	E 220 CDI			03.02	02.09						
	E 230			04.06	02.09						
	E 240			03.02	02.09						
	E 270 CDI			03.02	02.09						
	E 280			05.05	02.09						
	E 280 CDI			05.04	02.09						
	E 320			03.02	02.09						
	E 300 Bluetec			09.07	02.09		13.0470-4990.2	LD4990		23745 17,4 +/-WE	BRE
	E 320			03.02	02.09						
	E 240 4-Matic			03.03	02.09		13.0470-7203.2	LD7203		21670 19,3 +/-WE	ATE
E 280 4-Matic			05.05	02.09							
E 280 CDI 4-Matic			05.05	02.09							
E 320 4-Matic			03.03	02.09							
E 320 CDI 4-Matic			05.05	02.09							

1) + wheel base 2833 mm / + passo 2833 mm / + empattement 2833 mm / + distancia entre ejes 2833 mm
 2) + ① / + wheel base 2833mm / + ① / + passo 2833mm / + ① / + empattement 2833mm / + ① / + dist.entre ejes 2833mm
 3) + wheel base 3570 mm / + passo 3570 mm / + empattement 3570 mm / + distancia entre ejes 3570 mm





MERCEDES BENZ E-Klasse (W211) Limousine (02-09)

	E 200 CDI	05.02	02.09	13.0470-7171.2	LD7171		23334 16,7 +/WE	ATE
	E 200 Kompressor	05.02	02.09					
	E 220 CDI	03.02	02.09					
	E 230	04.06	02.09					
	E 240	03.02	02.09					
	E 240 4-Matic	03.03	02.09					
	E 270 CDI	03.02	02.09					
	E 280	05.05	02.09					
	E 280 4-Matic	05.05	02.09					
	E 280 CDI	05.04	02.09					
	E 280 CDI 4-Matic	05.05	02.09					
	E 300 Bluetec	09.07	02.09					
	E 320	03.02	02.09					
	E 320 4-Matic	03.03	02.09					
	E 320 CDI	11.02	02.09					
	E 320 CDI 4-Matic	05.05	02.09					
	E 350	12.04	02.09					
	E 350 4-Matic	12.04	02.09					
	E 350 CGI	09.07	02.09					
	E 400 CDI	03.03	02.09					
E 420 CDI	01.06	02.09						
E 500	03.02	02.09						
E 500 4-Matic	10.03	02.09						

MERCEDES BENZ E-Klasse (S211) Kombi (03-09)

	E 200 CDI	04.06	10.09	13.0470-3999.2	LD3999		23743 20,1 +/WK/Zub/SBOS	
	E 200 Kompressor	03.03	10.09					
	E 220 CDI	03.03	10.09					
	E 230	05.07	10.09					
	E 240	03.03	10.09					
	E 270 CDI	03.03	10.09					
	E 280 CDI	05.04	10.09 + (USA) J (AUS)					
	E 320	03.03	10.09					
	E 280 CDI	05.04	10.09 - (USA) J (AUS)					
	E 320	03.03	10.09					
E 350	12.04	10.09						
E 350 4-Matic	12.04	10.09						
E 350 CGI	05.06	10.09						
E 240 4-Matic	07.03	10.09	13.0470-7203.2	LD7203		21670 19,3 +/WE	ATE	
E 280 4-Matic	05.05	10.09						
E 280 CDI 4-Matic	05.05	10.09						
E 320 4-Matic	07.03	10.09						
E 320 CDI 4-Matic	05.05	10.09						
	E 200 CDI	04.06	10.09	13.0470-7171.2	LD7171		23334 16,7 +/WE	ATE
	E 200 Kompressor	03.03	10.09					
	E 220 CDI	03.03	10.09					
	E 230	05.07	10.09					
	E 240	03.03	10.09					
	E 240 4-Matic	07.03	10.09					
	E 270 CDI	03.03	10.09					
	E 280	05.05	10.09					
	E 280 4-Matic	05.05	10.09					
	E 280 CDI	05.04	10.09					
	E 280 CDI 4-Matic	05.05	10.09					
	E 320	03.03	10.09					
	E 320 4-Matic	07.03	10.09					
	E 320 CDI	03.03	10.09					
	E 320 CDI 4-Matic	05.05	10.09					
	E 350	12.04	10.09					
	E 350 4-Matic	12.04	10.09					
	E 350 CGI	05.06	10.09					
	E 500	10.03	10.09					
	E 500 4-Matic	10.03	10.09					

MERCEDES BENZ E-Klasse (W212) Limousine (09-)

	E 200 CDI	03.09		13.0470-2732.2	LD2732	- Sportpaket ¹⁾	24306 20,3 /WE/Zub/S	LUC										
	E 200 NGT	03.09							13.0470-2734.2	LD2734	+ Sportpaket ²⁾	24310 19,0 + /WE/S	LUC					
	E 220 CDI	03.09																
	E 250	03.09																
	E 250 CDI	03.09																
	E 200 CGI	08.09												13.0470-2734.2	LD2734		24310 19,0 + /WE/S	LUC
	E 250 CDI 4matic	03.09																
	E 250 CGI	03.09																
	E 300	03.09												13.0470-2734.2	LD2734		24310 19,0 + /WE/S	LUC
	E 300 BE 4matic	07.11																
E 300 BlueEfficiency	07.11																	
E 300 CDI	04.11																	
E 350	03.09																	
E 350	09.11																	
E 350 4-Matic	03.09																	
E 350 Bluetec	03.09																	
E 350 CDI	03.09																	
E 350 CDI 4-Matic	03.09																	
E 350 CGI	03.09																	

¹⁾ - sports package / - pacchetto sportivo / - version Sport / - kit deportivo

²⁾ + sports package / + pacchetto sportivo / + version Sport / + kit deportivo



MERCEDES BENZ E-Klasse (W212) Limousine (09-)

	E 200 CDI			03.09		13.0470-7259.2	LD7259			24862 16,7 +/WE	ATE
	E 200 CGI			08.09							
	E 200 NGT			03.09							
	E 220 CDI			03.09							
	E 250			03.09							
	E 250 CDI			03.09							
	E 250 CDI 4matic			03.09							
	E 250 CGI			01.09							
	E 300			03.09							
	E 300 BlueEfficiency			07.11							
	E 300 CDI			04.11							
	E 350			03.09							
	E 350			09.11							
	E 350 4-Matic			03.09							
	E 350 4-Matic			09.11							
	E 350 Bluetec			03.09							
	E 350 CDI			03.09							
	E 350 CDI 4-Matic			03.09							
	E 350 CGI			03.09							
	E 500			03.09							
	E 500			09.11							
	E 500 4-Matic			03.09							
	E 500 4-Matic			09.11							

MERCEDES BENZ E-Klasse (S212) Kombi (09-)

	E 200 CDI			11.09		13.0470-2734.2	LD2734	+ Sportpaket 1)		24310 19,0 + /WE/S	LUC
	E 200 CGI			11.09		13.0470-2732.2	LD2732	- Sportpaket 2)		24306 20,3 /WE/Zub/S	LUC
	E 220 CDI			11.09							
	E 250 CDI			11.09		13.0470-2734.2	LD2734			24310 19,0 + /WE/S	LUC
	E 250 CDI 4matic			07.10							
	E 250 CGI			11.09							
	E 300 4matic			07.11							
	E 300 BlueTec Hybrid			04.11							
	E 350			11.09							
	E 350			09.11							
	E 350 4-matic			11.09							
	E 350 BlueTec			11.09							
	E 350 CDI			11.09							
	E 350 CDI 4-matic			11.09							
	E 350 CGI			11.09							
	E 300			07.11		13.0470-2734.2	LD2734	- Sportpaket 2)		24310 19,0 + /WE/S	LUC
	E 200 CDI			11.09		13.0470-7259.2	LD7259			24862 16,7 +/WE	ATE
	E 200 CGI			11.09							
	E 220 CDI			11.09							
	E 250 CDI			11.09							
	E 250 CDI 4matic			07.10							
	E 300			07.11							
	E 300 4matic			07.11							
	E 300 BlueTec Hybrid			04.11							
	E 350			11.09							
	E 350			09.11							
	E 350 4-matic			11.09							
	E 350 4-matic			09.11							
	E 350 BlueTec			11.09							
	E 350 CDI			11.09							
	E 350 CDI 4-matic			11.09							
	E 350 CGI			11.09							
	E 350 CGI			11.09							
	E 500			11.09							
	E 500			09.11							
	E 500 4-Matic			09.11							

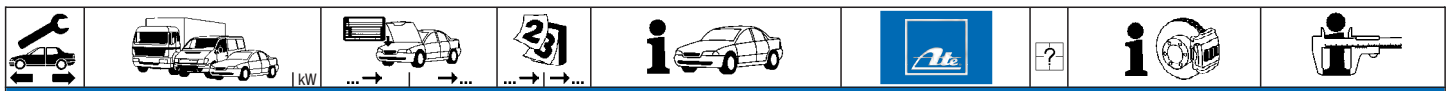
MERCEDES BENZ E-Klasse (C207) Coupe (09-)

	E 250 CDI			05.09		13.0470-2734.2	LD2734			24310 19,0 + /WE/S	LUC
	E 350			09.09							
	E 350 CDI			05.09							
	E 350 CGI			05.09							
	E 300 CGI			04.11		13.0470-2734.2	LD2734	+ Sportpaket 1)		24310 19,0 + /WE/S	LUC
	E 200 CGI			09.09		13.0470-2732.2	LD2732	- Sportpaket 2)		24306 20,3 /WE/Zub/S	LUC
	E 220 CDI			05.09		13.0470-2734.2	LD2734	+ Sportpaket 1)		24310 19,0 + /WE/S	LUC
	E 250 CGI			05.09							
	E 300 CGI			04.11		13.0470-7257.2	LD7257			24253 18,0 +/WE	ATE
	E 350			09.09		13.0470-7244.2	LD7244	+ USA		24253 17,8 +/WE	ATE
	E 350 CDI			05.09							
	E 350 CGI			05.09							
	E 500			05.09							
	E 200 CGI			09.09		13.0470-7244.2	LD7244			24253 17,8 +/WE	ATE
	E 220 CDI			05.09							
	E 250 CDI			05.09							
	E 250 CGI			05.09							

1) + sports package / + pacchetto sportivo / + version Sport / + kit deportivo

2) - sports package / - pacchetto sportivo / - version Sport / - kit deportivo





MERCEDES BENZ E-Klasse (A207) Cabrio (10-)

	E 200 CGI		03.10		13.0470-2732.2	LD2732		- Sportpaket ¹⁾	24306 20,3 +/WE/Zub/S	LUC
	E 220 CDI		03.10		13.0470-2734.2	LD2734		+ Sportpaket ²⁾	24310 19,0 +/WE/S	LUC
	E 250 CGI		03.10							
	E 250 CDI		03.10		13.0470-2734.2	LD2734			24310 19,0 +/WE/S	LUC
	E 300 CGI		03.10							
	E 350		03.10							
	E 200 CGI		03.10		13.0470-7244.2	LD7244			24253 17,8 +/WE	ATE
	E 220 CDI		03.10							
	E 250 CGI		03.10							
	E 250 CDI		03.10		13.0470-7257.2	LD7257			24253 18,0 +/WE	ATE
	E 300 CGI		03.10		13.0470-7257.2	LD7257			24253 18,0 +/WE	ATE
	E 350		03.10		13.0470-7244.2	LD7244		+ USA	24253 17,8 +/WE	ATE

MERCEDES BENZ GL-Klasse (X164) (06-)

	GL 320 CDI 4matic		03.06		13.0470-7219.2	LD7219			23923 17,6 +/WE	ATE
	GL 350 Bluetec 4matic		05.09							
	GL 350 CDI 4matic		05.09							
	GL 420 CDI 4matic		03.06							
	GL 450 4matic		03.06							
	GL 450 CDI 4matic		05.09							
	GL 500 4matic		03.06							

MERCEDES BENZ GLK-Klasse (X204) (08-)

	GLK 200 CDI		07.10		13.0470-3852.2	LD3852			24867 20,7 +/WE/Zub/S/BOS	
	GLK 220 CDI		04.09							
	GLK 220 CDI 4-matic		04.09							
	GLK 250 CDI 4-Matic		09.08							
	GLK 280 4-Matic		09.08							
	GLK 300 4-matic		04.09							
	GLK 320 CDI 4-Matic		09.08							
	GLK 350		09.08							
	GLK 350 4-Matic		09.08							
	GLK 350 CDI 4-matic		04.09							
	GLK 200 CDI		07.10		13.0470-7257.2	LD7257			24253 18,0 +/WE	ATE
	GLK 220 CDI		04.09							
	GLK 220 CDI 4-matic		04.09							
	GLK 250 CDI 4-Matic		09.08							
	GLK 280 4-Matic		09.08							
	GLK 300 4-matic		04.09							
	GLK 320 CDI 4-Matic		09.08							
	GLK 350		09.08							
	GLK 350 4-Matic		09.08							
	GLK 350 CDI 4-matic		04.09							

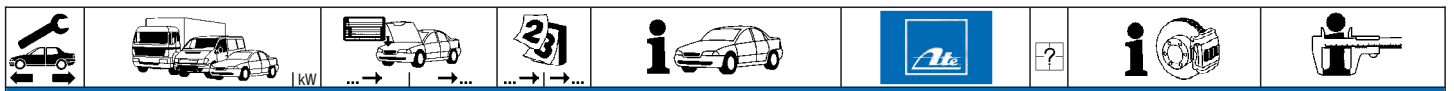
MERCEDES BENZ M-Klasse (W163) (98-05)

	ML 270 CDI	A289560	06.05		13.0470-4984.2	LD4984			23271 17,4 +/WE	BRE
	ML 270 CDI	X754620	06.05							
	ML 320	A289560	08.02							
	ML 320	X754620	08.02							
	ML 350		09.02	06.05						
	ML 270 CDI	A289560	06.05		13.0470-4977.2	LD4977			23157 15,8 +/WE/Zub	BRE
	ML 270 CDI	X754620	06.05							
	ML 320	A289560	08.02							
	ML 320	X754620	08.02							
	ML 350		09.02	06.05						
	ML 400 CDI		07.01	06.05						
	ML 430	A145273		06.05						
	ML 430	X707756		06.05						
	ML 500		07.01	06.05						
	ML 55 AMG		09.99	06.05						

MERCEDES BENZ M-Klasse (W164) (05-11)

	ML 280 CDI		07.05	05.11	13.0470-7220.2	LD7220		- 18" Rad ³⁾	23922 21,0 +/WE	ATE
	ML 300		05.09	05.11						
	ML 300 CDI 4-matic		07.09	05.11						
	ML 320 CDI		07.05	05.11						
	ML 350		07.05	05.11						
	ML 350 Bluetec 4matic		05.09	05.11						
	ML 350 CDI 4-matic		07.09	05.11						
	ML 280 CDI		07.05	05.11	13.0470-7219.2	LD7219			23923 17,6 +/WE	ATE
	ML 300		05.09	05.11						
	ML 300 CDI 4-matic		07.09	05.11						
	ML 320 CDI		07.05	05.11						
	ML 350		07.05	05.11						
	ML 350 Bluetec 4matic		05.09	05.11						
	ML 350 CDI 4-matic		07.09	05.11						
	ML 420 CDI		04.06	05.11						
	ML 450 CDI 4-matic		09.09	05.11						

¹⁾ - sports package / - pacchetto sportivo / - version Sport / - kit deportivo
²⁾ + sports package / + pacchetto sportivo / + version Sport / + kit deportivo
³⁾ - 18" wheel / - ruota 18" / - roue 18" / - rueda 18"



MERCEDES BENZ R-Klasse (W251,V251) (06-)											
	R 280			01.07			13.0470-7220.2	LD7220	- 18" Rad ¹⁾	23922 21,0 +/WE	ATE
	R 280 CDI 4matic			11.05							
	R 300			07.09							
	R 300 CDI			07.09							
	R 300 CDI 4-matic			07.09							
	R 320 CDI 4matic			11.05							
	R 350			11.05							
	R 350 Bluetec 4matic			05.09							
	R 350 CDI 4matic			05.09							
	R 280			01.07			13.0470-7219.2	LD7219	+ 18" Rad ²⁾	23923 17,6 +/WE	ATE
	R 280 CDI 4matic			11.05							
	R 300			07.09							
	R 300 CDI			07.09							
	R 300 CDI 4-matic			07.09							
	R 320 CDI 4matic			11.05							
	R 350			11.05							
	R 350 Bluetec 4matic			05.09							
	R 350 CDI 4matic			05.09							
	R 500 4-matic			11.05							
R 280 CDI			05.06			13.0470-7219.2	LD7219		23923 17,6 +/WE	ATE	
R 350 4-matic			01.06								
MERCEDES BENZ S-Klasse (W140) (91-93)											
	300 SE 2.8			08.92	06.93		13.0470-4047.2	LD4047		21305 16,1 /WE	ATE
	300 SE 3.2			04.91	06.93						
	300 SEL 3.2			04.91	06.93						
	350 SD Turbo			03.93	06.93						
	400 SE			04.91	06.93						
	400 SEL			04.91	06.93						
	500 SE			04.91	06.93						
	500 SEC			06.92	06.93						
	500 SEL			04.91	06.93						
	600 SE V12			04.91	06.93						
	600 SEC V12			06.92	06.93						
	600 SEL V12			04.91	06.93						
MERCEDES BENZ S-Klasse (W140) (93-98)											
	S 280			07.93	10.98		13.0470-4047.2	LD4047		21305 16,1 /WE	ATE
	S 300 TD			04.96	10.98						
	S 320			07.93	10.98						
	S 350 TD			07.93	06.96						
	S 420			07.93	10.98						
	S 420 C			04.94	05.96						
	S 500			07.93	10.98						
	S 500 C			07.93	05.96						
	S 600			07.93	10.98						
	S 600 C			07.93	05.96						
MERCEDES BENZ S-Klasse (W220) (98-06)											
	S 280			11.98	12.01		13.0470-4984.2	LD4984		23271 17,4 +/WE	BRE
	S 320			11.98	12.01						
	S 320 CDI			08.99	12.01						
	S 280			01.02	03.06		13.0470-4990.2	LD4990		23745 17,4 +/WE	BRE
	S 320			01.02	03.06						
	S 320 CDI			01.02	03.06						
	S 350			09.02	03.06						
	S 370			08.04	03.06						
	S 350 4-Matic			06.03	03.06		13.0470-7171.2	LD7171		23334 16,7 +/WE	ATE
	S 400 CDI			10.02	03.06						
	S 430			10.02	03.06						
	S 430 4-Matic			09.02	03.06						
	S 500			10.02	03.06	- gepanzerte Fahrzeuge ³⁾					
	S 500 4-Matic			09.02	03.06						
	S 600			08.99	03.06	- gepanzerte Fahrzeuge ³⁾					
S 500			11.98	03.06	+ gepanzerte Fahrzeuge ⁴⁾	13.0470-4047.2	LD4047		21305 16,1 /WE	ATE	
S 600			08.99	03.06	+ gepanzerte Fahrzeuge ⁴⁾						
MERCEDES BENZ S-Klasse (W221) (06-)											
	S 280			04.06			13.0470-7171.2	LD7171		23334 16,7 +/WE	ATE
	S 320 CDI			12.05							
	S 320 CDI 4-Matic			05.06							
	S 350			12.05							
	S 350 4-Matic			02.07							
	S 350 CDI 4-matic BE			04.09							
	S 420 CDI			04.06							
	S 450			04.06							
	S 450 4-Matic			04.06							
	S 500			12.05							
	S 500 4-Matic			04.06							
	S 400 Hybrid			06.09			13.0470-7171.2	LD7171		23334 16,7 +/WE	ATE
	MERCEDES BENZ SL-Klasse (R129) (93-01)										
	SL 280		F 187941	08.93			13.0470-4984.2	LD4984	+ ESP	23271 17,4 +/WE	BRE
	SL 320		F 187941	08.93							
	SL 280	F 187942		09.01			13.0470-4984.2	LD4984		23271 17,4 +/WE	BRE
	SL 320	F 187942		09.01							

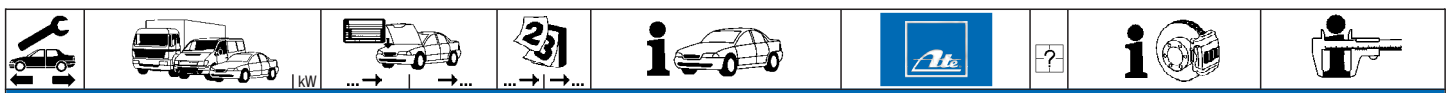
¹⁾ - 18" wheel / - ruota 18" / - roue 18" / - rueda 18"

²⁾ + 18" wheel / + ruota 18" / + roue 18" / + rueda 18"

³⁾ - armoured vehicles / - veicoli blindati / - véhicule blindé / - vehiculo blindado





















⁴⁾ + armoured vehicles / + veicoli blindati / + véhicule blindé / + vehiculo blindado

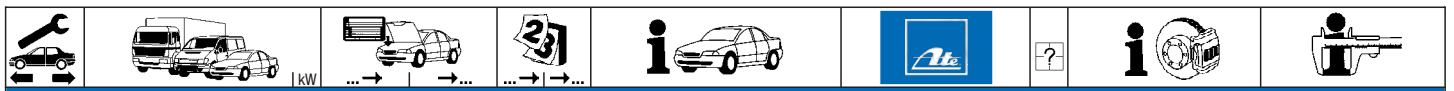




MERCEDES BENZ SL-Klasse (R129) (93-01)											
↔	SL 280		F 187941	08.93		13.0470-3805.2	LD3805			21197 15,0 /WE	ATE
	SL 320		F 187941	08.93							
	SL 500		F 125157	08.93							
	SL 60 AMG		F 125157	05.94							
↔	SL 280	F 187942			09.01	13.0470-4047.2	LD4047			21305 16,1 /WE	ATE
	SL 320	F 187942			09.01						
	SL 500	F 125158			09.01						
	SL 60 AMG	F 125158			09.01						
	SL 600			08.93	09.01						
MERCEDES BENZ SL-Klasse (R230) (01-11)											
↔	SL 280			11.07	11.11	13.0470-7171.2	LD7171			23334 16,7 +/-WE	ATE
	SL 350			02.03	11.11						
	SL 500			09.01	11.11						
MERCEDES BENZ SLK-Klasse (R170) (96-04)											
↔	SLK 200			09.96	03.04	13.0470-7086.2	LD7086			21664 19,8 +/-WE	ATE
	SLK 200 Kompressor			09.96	03.04						
	SLK 230 Kompressor			09.96	03.04						
	SLK 320			04.00	03.04	13.0470-7087.2	LD7087			21670 19,4 +/-WE	ATE
↔	SLK 200		F017687	09.96		13.0470-3805.2	LD3805			21197 15,0 /WE	ATE
	SLK 200 Kompressor		F017687	09.96							
	SLK 230 Kompressor		F017687	09.96							
	SLK 200	F017688			03.04	13.0470-4064.2	LD4064			21919 15,3 /Zub	ATE
	SLK 200 Kompressor	F017688			03.04						
	SLK 230 Kompressor	F017688			03.04						
	SLK 320			04.00	03.04						
MERCEDES BENZ SLK-Klasse (R171) (04-11)											
↔	SLK 200 Kompressor			03.04	01.11	13.0470-2726.2	LD2726			23144 19,8 +/-WE/Zub/S	LUC
	SLK 280			04.05	01.11	13.0470-2727.2	LD2727			23144 19,8 +/-WE/Zub/S	LUC
	SLK 300			03.09	01.11						
	SLK 350			03.04	01.11	13.0470-4990.2	LD4990			23745 17,4 +/-WE	BRE
↔	SLK 200 Kompressor			03.04	01.11	13.0470-4064.2	LD4064			21919 15,3 /Zub	ATE
	SLK 280			04.05	01.11						
	SLK 300			03.09	01.11						
	SLK 350			03.04	01.11	13.0470-4065.2	LD4065			21899 15,3 /WE/Zub	ATE
MERCEDES BENZ SLK-Klasse (R172) (11-)											
↔	SLK 200			02.11		13.0470-2732.2	LD2732		- Sportpaket 1)	24306 20,3 /WE/Zub/S	LUC
	SLK 250			02.11							
MERCEDES BENZ Vaneo (BM414) (02-05)											
↔	1.4	60		06.02	12.05	13.0470-2855.2	LD2855			23138 14,6 /S	LUC
	1.6	60		02.02	12.05						
	1.6	75		02.02	12.05						
	1.7 CDI	55		02.02	12.05						
	1.7 CDI	67		02.02	12.05						
	1.9	92		02.02	12.05						
MG ZT Limousine (01-05)											
↔	2.5 V6 (190)	140		06.01	12.05	13.0470-7155.2	LD7155		+ Scheibe 325X25 2)	23183 20,3 +/-WE	ATE
	4.6 V8 (260X)	191		10.03	12.05						
↔	1.8 16V (160)	118		06.01	12.05	13.0470-3605.2	LD3605			20180 17,3 +/-WE	ATE
	1.8 T 16V (160)	118		01.03	12.05						
	2.0 CDTi	85		06.02	09.03						
	2.0 CDTi	96		11.02	12.05						
	2.5 V6 (180)	130		01.03	12.05						
	2.5 V6 (190)	140		06.01	12.05						
MG ZT-T Kombi (01-05)											
↔	2.5 V6 (190)	140		10.01	12.05	13.0470-7155.2	LD7155		+ Scheibe 325X25 2)	23183 20,3 +/-WE	ATE
	4.6 V8 (260X)	191		10.03	12.05						
↔	1.8 16V (160)	118		10.01	12.05	13.0470-3605.2	LD3605			20180 17,3 +/-WE	ATE
	1.8 T 16V (160)	118		01.03	12.05						
	2.0 CDTi	85		06.02	09.03						
	2.0 CDTi	96		11.02	12.05						
	2.5 V6 (180)	130		01.03	12.05						
	2.5 V6 (190)	140		10.01	12.05						
MINI R50/R53 (00-06)											
↔	Cooper 1.6 i	85		06.00	11.06	13.0470-7161.2	LD7161			23281 18,3 +/-WE	ATE
	Cooper S 1.6 i			07.02	11.06						
	One 1.4 D			03.03	11.06						
	One 1.4 i			06.00	11.06						
	One 1.6 i	66		06.00	11.06						
	Cooper S JCW 1.6 i	155		11.03	02.06	13.0470-2725.2	LD2725			23984 17,8 +/-WE/Zub/S	LUC
	Cooper S JCW 1.6 i	155		03.06	11.06	13.0470-2725.2	LD2725			23984 17,8 +/-WE/Zub/S	LUC

1) - sports package / - pacchetto sportivo / - version Sport / - kit deportivo
 2) + disc 325X25 / + disco 325X25 / + disque 325X25 / + disco 325X25

								
MINI R50/R53 (00-06)								
	Cooper 1.6 i Cooper S 1.6 i Cooper S JCW 1.6 i One 1.4 D One 1.4 i One 1.6 i	85 155 66		06.00 07.02 11.03 03.03 06.00 06.00	11.06 11.06 11.06 11.06 11.06 11.06	13.0470-7162.2	LD7162	23716 15,8 +/WE ATE
MINI R52 Cabrio (04-08)								
	Cooper 1.6 i Cooper S 1.6 i One 1.6 i Cooper S Works 1.6 i Cooper S Works 1.6 i	85 125 66 155 155		04.04 04.04 04.04 11.03 06.06	08.08 08.08 08.08 05.06 08.08	13.0470-7161.2	LD7161	23281 18,3 +/WE ATE
	Cooper 1.6 i Cooper S 1.6 i Cooper S Works 1.6 i One 1.6 i	85 125 155 66		04.04 04.04 11.03 04.04	08.08 08.08 08.08 08.08	13.0470-7162.2	LD7162	23716 15,8 +/WE ATE
MINI R55 Clubman (07-)								
	Cooper Cooper D Cooper SD One One D Cooper S	105 66		09.07 09.07 02.11 03.10 03.10 09.07		13.0470-2710.2	LD2710	23915 17,6 +/WE/Zub/S LUC
	Cooper Cooper D Cooper S Cooper SD John Cooper Works One One D	105 155 66		09.07 09.07 09.07 02.11 03.08 03.10 03.10		13.0470-2725.2 13.0470-2714.2	LD2725 LD2714	23984 17,8 +/WE/Zub/S LUC 24289 16,9 +/WE/Zub/S LUC
MINI R56 (06-)								
	Cooper Cooper Cooper D Cooper SD One One One One D Cooper S Cooper S	88 90 105 55 70 72 66 128 135		11.06 03.10 04.07 02.11 03.09 04.07 03.10 03.10 11.06 03.10		13.0470-2710.2	LD2710	23915 17,6 +/WE/Zub/S LUC
	Cooper Cooper Cooper D Cooper S Cooper S Cooper SD John Cooper Works John Cooper Works One One One One D	88 90 128 135 105 155 160 55 70 72 66		11.06 03.10 04.07 11.06 03.10 02.11 03.08 07.07 03.09 04.07 03.10 03.10		13.0470-2725.2 13.0470-2714.2	LD2725 LD2714	23984 17,8 +/WE/Zub/S LUC 24289 16,9 +/WE/Zub/S LUC
MINI R57 Cabrio (09-)								
	Cooper Cooper Cooper D Cooper SD One Cooper S Cooper S	88 90 82 105 72 128 135		01.09 03.10 08.10 02.11 03.10 01.09 03.10		13.0470-2710.2	LD2710	23915 17,6 +/WE/Zub/S LUC
	Cooper Cooper Cooper D Cooper S Cooper S Cooper SD John Cooper Works One	88 90 82 128 135 105 155 72		01.09 03.10 08.10 01.09 03.10 02.11 03.09 03.10		13.0470-2725.2 13.0470-2714.2	LD2725 LD2714	23984 17,8 +/WE/Zub/S LUC 24289 16,9 +/WE/Zub/S LUC
MINI R58 Coupé (11-)								
	Cooper 1.6 Cooper SD Cooper S	90 105 135		10.11 10.11 10.11		13.0470-2710.2	LD2710	23915 17,6 +/WE/Zub/S LUC
	Cooper 1.6 Cooper S Cooper S JCW Cooper SD	90 135 155 105		10.11 10.11 10.11 10.11		13.0470-2725.2 13.0470-2714.2	LD2725 LD2714	23984 17,8 +/WE/Zub/S LUC 24289 16,9 +/WE/Zub/S LUC



MINI R59 Roadster (12-)										
	Cooper	90		02.12			13.0470-2710.2	LD2710		23915 17,6 +/WE/Zub/S LUC
	Cooper SD	105		02.12						
	Cooper S	135		02.12			13.0470-2725.2	LD2725		23984 17,8 +/WE/Zub/S LUC
	Cooper	90		02.12			13.0470-2714.2	LD2714		24289 16,9 +/WE/Zub/S LUC
	Cooper S	135		02.12						
	Cooper S JCW	155		02.12						
	Cooper SD	105		02.12						
MINI R60 Countryman (10-)										
	Cooper	90		09.10			13.0470-2725.2	LD2725		23984 17,8 +/WE/Zub/S LUC
	Cooper D	82		09.10						
	Cooper S	135		09.10						
	Cooper S All4	135		09.10						
	Cooper SD	105		02.11						
	Cooper SD All4	105		02.11						
	Cooper D All4	82		09.10						
	One	72		09.10						
	One D	66		09.10						
		Cooper	90		09.10			13.0470-2713.2	LD2713	
Cooper D		82		09.10						
Cooper S		135		09.10						
Cooper S All4		135		09.10						
Cooper SD		105		02.11						
Cooper SD All4		105		02.11						
Cooper D All4		82		09.10						
One		72		09.10						
One D		66		09.10						
NISSAN QASHQAI (J10E) (07-)										
	1.5 dCi	76		07.08			13.0470-5752.2	LD5752		24632 17,0
	1.5 dCi	78		02.07						
	1.5 dCi	81		11.10						
	1.6 i 16V	84		02.07						
	1.6 i 16V	86		11.10						
	2.0 dCi	110		02.07						
	2.0 dCi Allrad	110		02.07						
	2.0 i 16V	103		02.07						
	2.0 i 16V	104		11.10						
	2.0 i 16V Allrad	103		02.07						
NISSAN X-TRAIL (T31) (07-)										
	2.0	103		06.08	03.10		13.0470-5752.2	LD5752		24632 17,0
	2.0	104		06.07	03.10					
	2.0 dCi	110		06.07	03.10					
	2.0 dCi	127		06.07	03.10					
	2.0 dCi FWD	110		06.07	03.10					
	2.0 FWD	103		06.08	03.10					
	2.0 FWD	104		03.07	03.10					
	2.5	124		06.07	03.10					
OPEL ASTRA G / Vauxhall Astra MKIV (98-04)										
	1.2 16V			04.98	12.04		13.0470-7115.2	LD7115		23063 17,5 +/WK ATE
	1.4 16V			04.98	12.04					
	1.6			04.98	12.04					
	1.6 16V			04.98	12.04					
	1.6 16V Cabrio			03.01	12.04					
	1.7 CDTI			04.03	12.04					
	1.7 DTI			02.00	12.04					
	1.7 TD			04.98	08.00					
	1.8 16V			04.98	12.04	- ABS				
	1.8 16V Cabrio			03.01	12.04	- ABS				
	1.8 16V Caravan			04.98	12.04	- ABS				
	2.0 DI			04.98	12.04	- ABS				
	1.6 CNG			03.03	12.04		13.0470-7116.2	LD7116		23057 20,2 +/WE ATE
	1.8 16V			04.98	12.04	+ ABS				
	1.8 16V Cabrio			03.01	12.04	+ ABS				
1.8 16V Caravan			04.98	12.04	+ ABS					
1.8 16V Coupe			03.00	12.04						
2.0 16V			04.98	12.04						
2.0 DI			04.98	12.04	+ ABS					
2.0 DTI 16V			08.99	12.04						
2.2 16V			09.00	12.04						
2.2 16V Cabrio			03.01	12.04						
2.2 16V Coupe			09.00	12.04						
2.2 DTI 16V			09.02	12.04						
2.2 DTI 16V Cabrio			09.02	12.04						
2.2 DTI 16V Coupe			09.02	12.04						
	1.2 16V			04.98	12.04		13.0470-2868.2	LD2868		23417 15,3 +/WK/S LUC
	1.4 16V			04.98	12.04					
	1.6			04.98	12.04					
	1.6 16V			04.98	12.04					
	1.6 16V Cabrio			03.01	12.04					
	1.6 16V Caravan			04.98	12.04					
	1.6 CNG			03.03	07.04					
	1.7 CDTI			04.03	12.04					
1.7 DTI			02.00	12.04						
1.7 TD			04.98	08.00						



OPEL ASTRA G / Vauxhall Astra MKIV (98-04)

	1.8 16V		04.98	12.04		13.0470-2868.2	LD2868		23417 15,3 +/WK/S	LUC
	1.8 16V Cabrio		03.01	12.04						
	1.8 16V Coupe		03.00	12.04						
	2.0 16V		04.98	12.04						
	2.0 16V OPC		10.99	12.04						
	2.0 16V OPC Cabrio		03.02	12.04						
	2.0 DI		04.98	12.04						
	2.0 DTI 16V		08.99	12.04						
	2.0 Turbo		03.00	12.04						
	2.2 16V		09.00	12.04						
	2.2 16V Cabrio		03.01	12.04						
	2.2 16V Coupe		09.00	12.04						
	2.2 DTI 16V		09.02	12.04						
	2.2 DTI 16V Cabrio		09.02	12.04						
	2.2 DTI 16V Coupe		09.02	12.04						

OPEL ASTRA H / GTC / Vauxhall Astra MKV (04-10)

	1.2		08.05	11.10		13.0470-7179.2	LD7179		23832 20,2 +/WK	ATE
	1.3 CDTI	66	08.05	11.10						
	1.4		01.04	11.10						
	1.6	77	01.04	11.10						
	1.6	85	01.07	11.10						
	1.6 Turbo	132	01.07	11.10						
	1.7 CDTI	59	01.04	11.10						
	1.7 CDTI	74	01.04	11.10						
	1.7 CDTI	81	04.07	11.10						
	1.7 CDTI	92	04.07	11.10						
	1.8	92	01.04	11.10						
	1.8	103	01.06	11.10						
	1.9 CDTI	74	09.05	11.10						
	1.9 CDTI	88	09.04	11.10						
	1.9 CDTI	110	09.04	11.10						
	2.0 Turbo	125	01.04	11.10						
	2.0 Turbo	147	09.04	11.10						
	2.0 Turbo OPC	177	03.05	11.10		13.0470-7172.2	LD7172		23402 20,1 +/WE	ATE

















	1.2		08.05	11.10		13.0470-2868.2	LD2868		23417 15,3 +/WK/S	LUC
	1.3 CDTI	66	08.05	11.10						
	1.4		01.04	11.10						
	1.6	77	01.04	11.10						
	1.6	85	01.07	11.10						
	1.6 Turbo	132	01.07	11.10						
	1.7 CDTI	59	01.04	11.10						
	1.7 CDTI	74	01.04	11.10						
	1.7 CDTI	81	04.07	11.10						
	1.7 CDTI	92	04.07	11.10						
	1.8	92	01.04	11.10						
	1.8	103	01.06	11.10						
	1.9 CDTI	74	09.05	11.10						
	1.9 CDTI	88	09.04	11.10						
	1.9 CDTI	110	09.04	11.10						
	2.0 Turbo	125	01.04	11.10						
	2.0 Turbo	147	09.04	11.10						
	2.0 Turbo OPC	177	03.05	11.10						

OPEL ASTRA H Caravan/Vau. Astra MKV Estate (04-10)

	1.3 CDTI	66	08.05	11.10		13.0470-7179.2	LD7179		23832 20,2 +/WK	ATE
	1.4		08.04	11.10						
	1.6	77	08.04	11.10						
	1.6	85	01.07	11.10						
	1.6 LPG	85	08.09	11.10						
	1.6 Turbo	132	01.07	11.10						
	1.7 CDTI	59	08.04	11.10						
	1.7 CDTI	74	08.04	11.10						
	1.7 CDTI	81	04.07	11.10						
	1.7 CDTI	92	04.07	11.10						
	1.8	92	09.04	11.10						
	1.8	103	08.05	11.10						
	1.9 CDTI	74	09.05	11.10						
	1.9 CDTI	88	08.04	11.10						
	1.9 CDTI	110	09.04	11.10						
	2.0 Turbo	125	08.04	11.10						
	2.0 Turbo	147	09.04	11.10						

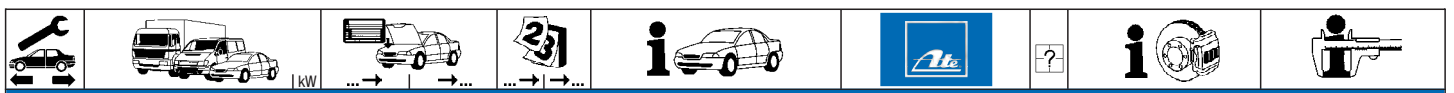
	1.3 CDTI	66	08.05	11.10		13.0470-2868.2	LD2868		23417 15,3 +/WK/S	LUC
	1.4		08.04	11.10						
	1.6	77	08.04	11.10						
	1.6	85	01.07	11.10						
	1.6 LPG	85	08.09	11.10						
	1.6 Turbo	132	01.07	11.10						
	1.7 CDTI	59	08.04	11.10						
	1.7 CDTI	74	08.04	11.10						
	1.7 CDTI	81	04.07	11.10						
	1.7 CDTI	92	04.07	11.10						
	1.8	92	09.04	11.10						
	1.8	103	08.05	11.10						
	1.9 CDTI	74	09.05	11.10						
	1.9 CDTI	88	08.04	11.10						
	1.9 CDTI	110	09.04	11.10						



								
OPEL ASTRA H Caravan/Vau. Astra MKV Estate (04-10)								
	2.0 Turbo	125	08.04	11.10	13.0470-2868.2	LD2868		23417 15,3 +/WK/S LUC
	2.0 Turbo	147	09.04	11.10				
OPEL ASTRA H TwinTop (06-)								
	1.6	77	03.06		13.0470-7179.2	LD7179		23832 20,2 +/WK ATE
	1.6	85	12.06					
	1.8		03.06					
	1.6	77	03.06		13.0470-7179.2	LD7179		23832 20,2 +/WK ATE
	1.6	85	12.06					
	1.6 Turbo	132	02.07					
	1.8		03.06					
	1.9 CDTI	110	03.06					
	2.0 Turbo	125	03.06					
	2.0 Turbo	147	03.06					
	1.6	77	03.06		13.0470-2868.2	LD2868		23417 15,3 +/WK/S LUC
	1.6	85	12.06					
	1.6 Turbo	132	02.07					
	1.8		03.06					
	1.9 CDTI	110	03.06					
	2.0 Turbo	125	03.06					
	2.0 Turbo	147	03.06					
OPEL ASTRA J / GTC / Vauxhall Astra MK VI (09-)								
	1.3 CDTI ECOTEC	70	12.09		13.0470-7262.2	LD7262	+ 15" Rad ¹⁾	25031 19,1 +/WK/Zub ATE
	1.4 ecoFlex	64	12.09					
	1.4 ecoFlex	74	12.09					
	1.4 LPG Turbo ecoFlex	103	01.12					
	1.4 Turbo ECOTEC	88	11.10					
	1.4 Turbo ECOTEC	103	12.09					
	1.6 ECOTEC	85	12.09					
	1.6 Turbo ECOTEC	132	12.09					
	1.7 CDTI ECOTEC		12.09					
	1.7 CDTI ECOTEC		12.09					
	2.0 CDTI ECOTEC		12.09					
	2.0 Turbo ECOTEC	121	10.11					
	1.3 CDTI ECOTEC	70	12.09		13.0470-7263.2	LD7263	+ 16" Rad ²⁾	24034 19,1 +/WK/Zub ATE
	1.4 ecoFlex	64	12.09					
	1.4 ecoFlex	74	12.09					
	1.4 LPG Turbo ecoFlex	103	01.12					
	1.4 Turbo ECOTEC	88	11.10					
	1.4 Turbo ECOTEC	103	12.09					
	1.6 ECOTEC	85	12.09					
	1.6 Turbo ECOTEC	132	12.09					
	1.7 CDTI ECOTEC		12.09					
	1.7 CDTI ECOTEC		12.09					
	2.0 CDTI ECOTEC		12.09					
	2.0 Turbo ECOTEC	121	10.11					
	1.3 CDTI ECOTEC	70	12.09		13.0470-7264.2	LD7264		25096 17,0 +/WK/Zub ATE
	1.4 ecoFlex	64	12.09					
	1.4 ecoFlex	74	12.09					
	1.4 LPG Turbo ecoFlex	103	01.12					
	1.4 Turbo ECOTEC	88	11.10					
	1.4 Turbo ECOTEC	103	12.09					
	1.6 ECOTEC	85	12.09					
	1.6 Turbo ECOTEC	132	12.09					
	1.7 CDTI ECOTEC		12.09					
	1.7 CDTI ECOTEC		12.09					
	2.0 CDTI ECOTEC		12.09					
	2.0 Turbo ECOTEC	121	10.11					
OPEL ASTRA J Sports Tourer/Vau.Astra Sports Tourer (10-)								
	1.3 CDTi ECOTEC	70	11.10		13.0470-7262.2	LD7262	+ 15" Rad ¹⁾	25031 19,1 +/WK/Zub ATE
	1.4 ecoFlex	64	11.10		13.0470-7263.2	LD7263	+ 16" Rad ²⁾	24034 19,1 +/WK/Zub ATE
	1.4 ecoFlex	74	11.10					
	1.4 Turbo ECOTEC	88	11.10					
	1.4 Turbo ECOTEC	103	11.10					
	1.6 ECOTEC	85	11.10					
	1.6 Turbo ECOTEC	132	11.10					
	1.7 CDTi ECOTEC		11.10					
	1.7 CDTi ECOTEC	92	11.10					
	2.0 CDTi ECOTEC		11.10					
	1.3 CDTi ECOTEC	70	11.10		13.0470-7264.2	LD7264		25096 17,0 +/WK/Zub ATE
	1.4 ecoFlex	64	11.10					
	1.4 ecoFlex	74	11.10					
	1.4 Turbo ECOTEC	88	11.10					
	1.4 Turbo ECOTEC	103	11.10					
	1.6 ECOTEC	85	11.10					
	1.6 Turbo ECOTEC	132	11.10					
	1.7 CDTi ECOTEC		11.10					
	1.7 CDTi ECOTEC	92	11.10					
	2.0 CDTi ECOTEC		11.10					

¹⁾ + 15" wheel / + ruota 15" / + roue 15" / + rueda 15"

²⁾ + 16" wheel / + ruota 16" / + roue 16" / + rueda 16"



OPEL COMBO / Vauxhall Combo (01-)										
	1.3 CDTI	53000001				13.0470-7179.2	LD7179		23832 20,2 +/WK	ATE
	1.4 16V	53000001								
	1.6	53000001								
	1.6 CNG			04.05						
	1.7 CDTI 16V			06.04						
	1.7 DI 16V	53000001								
1.7 DTI 16V	53000001									
	1.6 CNG			04.05		13.0470-2868.2	LD2868		23417 15,3 +/WK/S	LUC
	1.7 CDTI 16V			06.04						
OPEL CORSA C / Vauxhall Corsa MK II (00-06)										
	1.7 CDTI			06.03	09.06	13.0470-7179.2	LD7179		23832 20,2 +/WK	ATE
OPEL CORSA D / Vauxhall Corsa MK III (06-)										
	1.6 Turbo GSI	110		06.07		13.0470-7179.2	LD7179		23832 20,2 +/WK	ATE
	1.6 Turbo OPC			03.07						
OPEL GT (07-09)										
	2.0	194		02.07	07.09	13.0470-7195.2	LD7195		23482 16,6 +	ATE
OPEL INSIGNIA / Vauxhall Insignia (08-)										
	1.4 Turbo ecoFlex	103		06.11		13.0470-5611.2	LD5611	+ 16" Rad ¹⁾	24415 19,1 +/WK/Zub	MAN
	1.6	85		07.08		13.0470-5612.2	LD5612	+ 17" Rad ²⁾	24412 19,0 +/WK/Zub	MAN
	1.6 Turbo	132		10.08						
	1.8	103		07.08						
	2.0 BiTurbo CDTI			07.08						
	2.0 BiTurbo CDTI 4x4			07.08						
	2.0 CDTI	81		07.08						
	2.0 CDTI	96		07.08						
	2.0 CDTI	118		07.08						
	2.0 CDTI 4x4	118		06.10						
	2.0 Turbo	162		07.08						
	2.0 Turbo	184		06.11						
	2.0 Turbo 4x4	162		07.08						
	2.0 Turbo 4x4	184		09.11						
	1.4 Turbo ecoFlex	103		06.11		13.0470-2758.2	LD2758	+ 16" Rad ¹⁾	24421 17,2 +/WK/Zub	LUC
	1.6	85		07.08		13.0470-2755.2	LD2755	+ 17"/17plus" Rad ³⁾	24421 17,2 +/WK/Zub	LUC
	1.6 Turbo	132		10.08						
	1.8	103		07.08						
	2.0 BiTurbo CDTI			07.08						
	2.0 BiTurbo CDTI 4x4			07.08						
	2.0 CDTI	81		07.08						
	2.0 CDTI	96		07.08						
	2.0 CDTI	118		07.08						
	2.0 CDTI 4x4	118		06.10						
	2.0 Turbo	162		07.08						
	2.0 Turbo	184		06.11						
	2.0 Turbo 4x4	162		07.08						
	2.0 Turbo 4x4	184		09.11						
OPEL INSIGNIA Sports Tourer / Vauxh. Insignia SportsTourer (08-)										
	1.4 Turbo ecoFlex	103		06.11		13.0470-5611.2	LD5611	+ 16" Rad ¹⁾	24415 19,1 +/WK/Zub	MAN
	1.6	85		07.08		13.0470-5612.2	LD5612	+ 17" Rad ²⁾	24412 19,0 +/WK/Zub	MAN
	1.6 Turbo	132		10.08						
	1.8	103		07.08						
	2.0 BiTurbo CDTI			07.08						
	2.0 BiTurbo CDTI 4x4			07.08						
	2.0 CDTI	81		07.08						
	2.0 CDTI	96		07.08						
	2.0 CDTI	118		07.08						
	2.0 CDTI 4x4	118		06.10						
	2.0 Turbo	162		07.08						
	2.0 Turbo	184		06.11						
	2.0 Turbo 4x4	162		07.08						
	2.0 Turbo 4x4	184		09.11						
	1.4 Turbo ecoFlex	103		06.11		13.0470-2758.2	LD2758	+ 16" Rad ¹⁾	24421 17,2 +/WK/Zub	LUC
	1.6	85		07.08		13.0470-2755.2	LD2755	+ 17"/17plus" Rad ³⁾	24421 17,2 +/WK/Zub	LUC
1.6 Turbo	132		10.08							
1.8	103		07.08							
2.0 BiTurbo CDTI			07.08							
2.0 BiTurbo CDTI 4x4			07.08							
2.0 CDTI	81		07.08							
2.0 CDTI	96		07.08							
2.0 CDTI	118		07.08							
2.0 CDTI 4x4	118		06.10							
2.0 Turbo	162		07.08							
2.0 Turbo	184		06.11							
2.0 Turbo 4x4	162		07.08							
2.0 Turbo 4x4	184		09.11							
	2.8 V6 T 4x4 OPC	239		07.09		13.0470-2755.2	LD2755	+ 18" Rad ⁴⁾	24421 17,2 +/WK/Zub	LUC

















¹⁾ + 16" wheel / + ruota 16" / + roue 16" / + rueda 16"

²⁾ + 17" wheel / + ruota 17" / + roue 17" / + rueda 17"

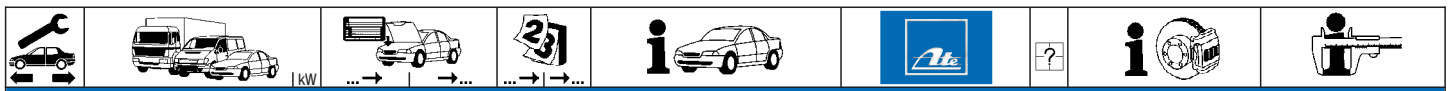
³⁾ + 17"/17+" wheel / + ruota 17"/17+" / + roue 17"/17+" / + rueda 17"/17+"

⁴⁾ + 18" wheel / + ruota 18" / + roue 18" / + rueda 18"



								
OPEL INSIGNIA Sports Tourer / Vauxh. Insignia SportsTourer (08-)								
	2.8 V6 Turbo 2.8 V6 Turbo 4x4	191 191		07.08 07.08		13.0470-2755.2 LD2755	+ 18" Rad ¹⁾	24421 17,2 +/WK/Zub LUC
OPEL MERIVA A / Vauxhall Meriva A (02-10)								
	1.3 CDTI 1.6 1.6 16V 1.6 Turbo OPC 1.7 CDTI 1.7 CDTI 1.7 DTI 16V 1.8 16V	55 77 74 132 74 92		09.03 05.10 01.06 05.10 05.03 05.10 09.05 05.10 09.03 05.10 09.06 05.10 09.02 05.10 09.02 05.10		13.0470-7179.2 LD7179		23832 20,2 +/WK ATE
	1.3 CDTI 1.4 16V 1.4 LPG 1.6 1.6 1.6 16V 1.6 Turbo OPC 1.7 CDTI 1.7 CDTI 1.7 DTI 16V 1.8 16V	55 66 66 64 77 74 132 74 92		09.03 05.10 07.04 05.10 07.04 05.10 05.03 05.10 01.06 05.10 05.03 05.10 09.05 05.10 09.03 05.10 09.06 05.10 09.02 05.10 09.02 05.10		13.0470-2868.2 LD2868		23417 15,3 +/WK/S LUC
OPEL MERIVA B (10-)								
	1.3 CDTI 1.3 CDTI 1.4 1.4 1.4 EcoFlex 1.7 CDTi 1.7 CDTI 1.7 CDTI	55 70 74 103 88 74 81 96		06.10 06.10 06.10 06.10 06.10 06.10 06.10 06.10		13.0470-7179.2 LD7179		23832 20,2 +/WK ATE
	1.3 CDTI 1.3 CDTI 1.4 1.4 1.4 EcoFlex 1.7 CDTi 1.7 CDTI 1.7 CDTI	55 70 74 103 88 74 81 96		06.10 06.10 06.10 06.10 06.10 06.10 06.10 06.10		13.0470-2868.2 LD2868		23417 15,3 +/WK/S LUC
OPEL SIGNUM / Vauxhall Signum (03-08)								
	1.8 1.8 1.9 CDTI 1.9 CDTI 1.9 CDTI 2.0 DTI 2.0 Turbo 2.2 2.2 DTI 3.0 V6 CDTI 3.2 V6	90 103 74 88 110		05.03 05.08 09.05 05.08 08.05 05.08 04.04 05.08 04.04 05.08 05.03 05.08 05.03 05.08 03.03 05.08 05.03 05.08 05.03 05.03	31068238 31068238	13.0470-7172.2 LD7172		23402 20,1 +/WE ATE
	1.8 1.8 1.9 CDTI 1.9 CDTI 1.9 CDTI 2.0 DTI 2.0 Turbo 2.2 2.2 DTI 2.8 V6 Turbo 2.8 V6 Turbo 3.0 V6 CDTI 3.0 V6 CDTI 3.2 V6	90 103 74 88 110		05.03 09.05 08.05 04.04 04.04 05.03 05.03 03.03 05.03 03.06 09.05 05.03 09.05 05.03	71041573 71041573 71041573 71041573 71041573 71041573 71041573 71041573 71041573 71041573 71041573 71041573 71041573 71041573	13.0470-7194.2 LD7194		23482 16,4 + ATE
	1.8 1.8 1.9 CDTI 1.9 CDTI 1.9 CDTI 2.0 DTI 2.0 Turbo 2.2 2.2 DTI 2.8 V6 Turbo 2.8 V6 Turbo 3.0 V6 CDTI 3.0 V6 CDTI 3.2 V6	90 103 74 88 110	71041574 71041574 71041574 71041574 71041574 71041574 71041574 71041574 71041574 71041574 71041574 71041574 71041574	05.08 05.08 05.08 05.08 05.08 05.08 05.08 05.08 05.08 05.08 05.08 05.08 05.08		13.0470-7195.2 LD7195		23482 16,6 + ATE

¹⁾ + 18" wheel / + ruota 18" / + roue 18" / + rueda 18"



OPEL VECTRA C (F68,F69)/Vau. Vectra MK II (02-08)

	1.6	74	08.05	10.08	13.0470-7172.2	LD7172			23402 20,1 +/WE	ATE
	1.6	77	01.06	10.08						
	1.6 16V		04.02	10.08						
	1.8	81	04.02	10.08						
	1.8	103	01.06	10.08						
	1.8 16V	90	04.02	10.08						
	1.9 CDTI	74	10.05	10.08						
	1.9 CDTI	88	04.04	10.08						
	1.9 CDTI	110	04.04	10.08						
	2.0 DTI 16V		04.02	10.08						
	2.0 Turbo		03.03	10.08						
2.2 16V	108	04.02	10.08	13.0470-7194.2	LD7194			23482 16,4 +	ATE	
2.2 direct	114	10.03	10.08							
2.2 DTI 16V		04.02	10.08							
2.8 V6 Turbo	169	08.05	10.08							
2.8 V6 Turbo	184	08.06	10.08							
2.8 V6 Turbo OPC	188	08.05	10.08							
3.0 CDTI		05.03	10.08							
3.0 V6 CDTI	135	08.05	10.08							
3.2 V6		04.02	10.08							

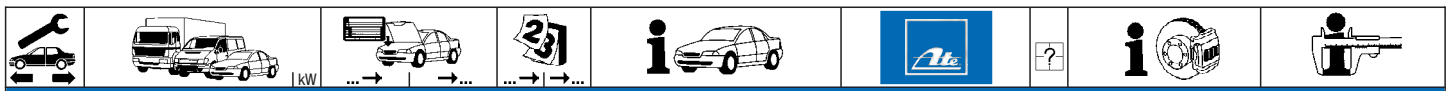
OPEL VECTRA C Caravan (F35) / Vau. MK II (03-08)

	1.6	77	06.06	10.08	13.0470-7172.2	LD7172			23402 20,1 +/WE	ATE
	1.6 16V	74	10.03	10.08						
	1.8	81	10.03	10.08						
	1.8	103	01.06	10.08						
	1.8 16V	90	10.03	10.08						
	1.9 CDTI	74	10.05	10.08						
	1.9 CDTI	88	04.04	10.08						
	1.9 CDTI	110	04.04	10.08						
	2.0 DTI 16V		10.03	10.08						
	2.0 Turbo		10.03	10.08						
	2.2 16V	108	10.03	10.08						
2.2 direct	114	10.03	10.08							
2.2 DTI 16V		10.03	10.08							
2.8 V6 Turbo	169	08.05	10.08							
2.8 V6 Turbo	184	11.06	10.08							
2.8 V6 Turbo OPC	188	08.05	10.08							
2.8 V6 Turbo OPC	206	06.06	10.08							
3.0 V6 CDTI	130	10.03	10.08							
3.0 V6 CDTI	135	08.05	10.08							
3.2 V6		10.03	10.08							

OPEL ZAFIRA I / Vauxhall Zafira I (99-05)

	1.6 16V		04.99	06.05	13.0470-7116.2	LD7116	+ ABS	23057 20,2 +/WE	ATE
	1.8 16V		04.99	06.05					
	2.0 DI 16V		10.99	06.05					
	2.0 DTI 16V		06.00	06.05					
	2.2 16V		09.00	06.05					
	2.2 DTI 16V		01.02	06.05					
	1.6 16V		04.99	06.05	13.0470-2868.2	LD2868		23417 15,3 +/WK/S	LUC
	1.8 16V		04.99	06.05					
	2.0 16V OPC		09.01	06.05					
	2.0 DI 16V		10.99	06.05					
	2.0 DTI 16V		06.00	06.05					
	2.2 16V		09.00	06.05					
2.2 DTI 16V		01.02	06.05						





OPEL ZAFIRA II / Vauxhall Zafira II (05-11)

	1.6	77		07.05	10.11	13.0470-7179.2	LD7179		23832 20,2 +WK	ATE
	1.6	85		12.07	10.11					
	1.6 CNG	69		01.06	10.11					
	1.6 CNG Turbo	110		02.09	10.11					
	1.7 CDTi	81		12.07	10.11					
	1.7 CDTi	92		12.07	10.11					
	1.8	103		07.05	10.11					
	1.9 CDTi	74		07.05	10.11					
	1.9 CDTi	88		07.05	10.11					
	1.9 CDTi	110		07.05	10.11					
	2.0	125		07.05	10.11					
2.0 Turbo	147		07.05	10.11						
2.2	110		07.05	10.11						
2.0 OPC	177		09.05	10.11	13.0470-7172.2	LD7172		23402 20,1 +WE	ATE	
	1.6	77		07.05	10.11	13.0470-2868.2	LD2868		23417 15,3 +WK/S	LUC
	1.6	85		12.07	10.11					
	1.6 CNG	69		01.06	10.11					
	1.6 CNG Turbo	110		02.09	10.11					
	1.7 CDTi	81		12.07	10.11					
	1.7 CDTi	92		12.07	10.11					
	1.8	103		07.05	10.11					
	1.9 CDTi	74		07.05	10.11					
	1.9 CDTi	88		07.05	10.11					
	1.9 CDTi	110		07.05	10.11					
	2.0	125		07.05	10.11					
2.0 OPC	177		09.05	10.11						
2.0 Turbo	147		07.05	10.11						
2.2	110		07.05	10.11						

OPEL ZAFIRA III Tourer/ Vauxhall Zafira III Tourer (11-)

	1.4 T	88		11.11		13.0470-7263.2	LD7263	+ 16" Rad ¹⁾	24034 19,1 +WK/Zub	ATE
	1.4 T	103		11.11						
	1.4 T LPG	101		11.11						
	1.6 T	132		11.11						
	1.6 T CNG	110		11.11						
	1.7 CDTi	81		11.11						
	1.7 CDTi	92		11.11						
	1.8			11.11						
	1.8	103		11.11						
	2.0 CDTi			11.11						
	2.0 CDTi	81		11.11						
2.0 CDTi	96		11.11							
	1.4 T	88		11.11		13.0470-5612.2	LD5612	+ 17" Rad ²⁾	24412 19,0 +WK/Zub	MAN
	1.4 T	103		11.11						
	1.4 T LPG	101		11.11						
	1.6 T	132		11.11						
	1.6 T CNG	110		11.11						
	1.7 CDTi	81		11.11						
	1.7 CDTi	92		11.11						
	1.8			11.11						
	1.8	103		11.11						
	2.0 CDTi			11.11						
	2.0 CDTi	81		11.11						
2.0 CDTi	96		11.11							
	1.4 T	88		11.11		13.0470-7264.2	LD7264	+ 16" Rad ¹⁾	25096 17,0 +WK/Zub	ATE
	1.4 T	103		11.11						
	1.4 T LPG	101		11.11						
	1.6 T	132		11.11						
	1.6 T CNG	110		11.11						
	1.7 CDTi	81		11.11						
	1.7 CDTi	92		11.11						
	1.8			11.11						
	1.8	103		11.11						
	2.0 CDTi			11.11						
	2.0 CDTi	81		11.11						
2.0 CDTi	96		11.11							

PEUGEOT 206 Limousine (98-09)

	1.4 16V	65		10.03	02.09	13.0470-3994.2	LD3994		23599 19,0 /S	BOS
	1.6 16V	80	ORGA 09079		02.09					
	1.6 HDi 110	80		05.04	02.09					
	2.0 HDi	66	ORGA 09079		02.09					
	2.0 S16	100	ORGA 09079		02.09					
	2.0 RC	130		07.03	02.09					
						13.0470-3966.2	LD3966		23600 19,4 /S	BOS

PEUGEOT 206 CC (00-07)

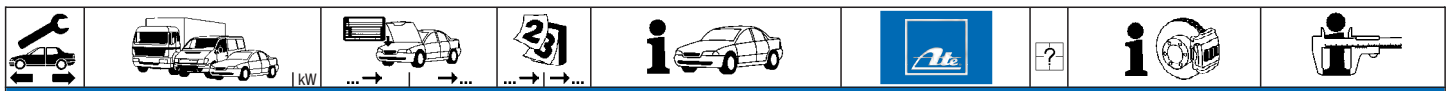
	CC 110	80	ORGA 09079	ORGA 10949		13.0470-3994.2	LD3994		23599 19,0 /S	BOS
	CC 135	100	ORGA 09079		01.07					
	CC HDi 110	80		04.05	01.07					

PEUGEOT 206 SW (02-07)

	1.4 16V	65		10.03	05.07	13.0470-3994.2	LD3994		23599 19,0 /S	BOS
	1.6 16V	80		07.02						
	1.6 HDi 110	80	ORGA 10808	05.04	05.07					
	2.0 HDi	66	ORGA 10808	07.02						
	2.0 S16	100		07.02	05.07					

¹⁾ + 16" wheel / + ruota 16" / + roue 16" / + rueda 16"

²⁾ + 17" wheel / + ruota 17" / + roue 17" / + rueda 17"



PEUGEOT 207 Limousine (06-)

	1.4	53		02.06			13.0470-3994.2	LD3994		23599	19,0 /S	BOS
	1.4	55		09.07								
	1.4 16V	65		02.06								
	1.4 HDi	50		02.06								
	1.6 HDi	66		02.06	- ⊕							
	1.6 HDi	68		11.09								
	1.6 16V RC	128		10.06			13.0470-7202.2	LD7202		23589	19,1 +	ATE
	1.4 16V VTi	70		08.07			13.0470-3966.2	LD3966		23600	19,4 /S	BOS
	1.6 16V	80		02.06								
	1.6 16V Turbo	110		02.06								
1.6 16V Turbo	115		01.10									
1.6 16V VTi	88		02.07									
1.6 HDi	66		02.06									
1.6 HDi	80		02.06									
1.6 HDi 110	82		08.09									
	1.6 16V	80	ORGA 1163482	02.06			13.0470-3813.2	LD3813		24150	17,6 /S	BOS
	1.6 16V Turbo	110	ORGA 1163482	02.06								
	1.6 16V Turbo	115	ORGA 1163482	10.09								
	1.6 16V VTi	88	ORGA 1163482	10.06								
	1.6 HDi	66	ORGA 1163482	02.06								
	1.6 HDi	80	ORGA 1163482	02.06								
	1.6 HDi 110	82	ORGA 1163482	08.09								
	1.6 16V	80	ORGA 1163582				13.0470-2740.2	LD2740		23554	16,2 /Zub/S	LUC
	1.6 16V RC	128	ORGA 1162881									
	1.6 16V Turbo	110	ORGA 1163582									
1.6 16V Turbo	115	ORGA 1163582										
1.6 16V VTi	88	ORGA 1163582										
1.6 HDi	66	ORGA 1163582										
1.6 HDi	80	ORGA 1163582										
1.6 HDi 110	82	ORGA 1163582										

PEUGEOT 207 CC (07-)

	1.6 16V	88		02.07			13.0470-3966.2	LD3966		23600	19,4 /S	BOS
	1.6 16V Turbo	110		02.07								
	1.6 16V Turbo	115		10.09								
	1.6 HDi	80		02.07								
	1.6 HDi	82		08.09								
	1.6 16V	88	ORGA 1164282				13.0470-2740.2	LD2740		23554	16,2 /Zub/S	LUC
	1.6 HDi	80	ORGA 1163582									
	1.6 16V Turbo	110	ORGA 1163582				13.0470-2740.2	LD2740		23554	16,2 /Zub/S	LUC
	1.6 16V Turbo	115	ORGA 1163582									
	1.6 HDi	82		08.09								

PEUGEOT 207 SW (07-)

	1.4 i	54		06.07			13.0470-3994.2	LD3994		23599	19,0 /S	BOS
	1.6 HDi FAP 90	66		06.07	- ⊕		13.0470-3966.2	LD3966		23600	19,4 /S	BOS
	1.4 i 16V	70		06.07			13.0470-3966.2	LD3966		23600	19,4 /S	BOS
	1.6 HDi	68		11.09								
	1.6 HDi	82		08.09								
	1.6 HDi FAP 110	80		06.07								
	1.6 HDi FAP 90	66		06.07	+ ⊕							
	1.6 i 16V	88		06.07								
	1.6 16V RC	128		11.07			13.0470-7202.2	LD7202		23589	19,1 +	ATE
		1.6 16V RC	128	ORGA 1162881				13.0470-2740.2	LD2740		23554	16,2 /Zub/S
1.6 HDi		68	ORGA 12774	11.09								
1.6 HDi		82	ORGA 1163176									
1.6 HDi FAP 110		80	ORGA 1163582									
1.6 HDi FAP 90		66	ORGA 1163482									
1.6 i 16V		88	ORGA 1162881									

PEUGEOT 307 Limousine (00-07)

	1.4	55		08.00	07.07		13.0470-3994.2	LD3994		23599	19,0 /S	BOS	
	1.4 16V	65		11.03	07.07	- ESP							
	1.4 16V	65	ORGA 10551		07.07	+ ESP							
	1.4 HDi	50		10.01	07.07								
	1.6 16V	80	ORGA 09520	ORGA 09855		- ESP/ + Schaltgetriebe ¹⁾							
	1.6 16V	80	ORGA 09856		07.07	- ⊕ /-ESP/+Schaltgetriebe ²⁾							
	1.6 16V	80	ORGA 10551		07.07	+ ⊕ /+ESP/+Schaltgetriebe ³⁾							
	1.6 HDi 90	66		04.05	07.07	- ESP							
	1.6 HDi 90	66	ORGA 10551		07.07	+ ESP							
	2.0 HDi 90	66	ORGA 09520		07.07	- ESP							
	2.0 HDi 90	66	ORGA 10551		07.07	+ ESP							
	1.4 16V	65		ORGA 10550	11.03	+ ESP		13.0470-3966.2	LD3966		23600	19,4 /S	BOS
	1.6 16V	80			08.00	07.07							
	1.6 HDi 110	80			02.04	07.07							
	1.6 HDi 90	66		ORGA 10550	04.05	+ ESP							
2.0 16V	100			08.00	07.07								
2.0 16V	103			03.05	07.07								
2.0 HDi 110	79			08.00	07.07								
2.0 HDi 90	66	ORGA 09520	ORGA 10550		+ ESP								
2.0 HDi 90	66	ORGA 09519	ORGA 09519	08.00									
2.0 16V	130			06.05	07.07		13.0470-7202.2	LD7202		23589	19,1 +	ATE	
2.0 HDi 135	100			10.03	07.07								

¹⁾ - ESP/ + manual transm. / - ESP/+ scatola cambio velocità / - ESP/ + transmission mécanique / - ESP/ + cambio de velocidad

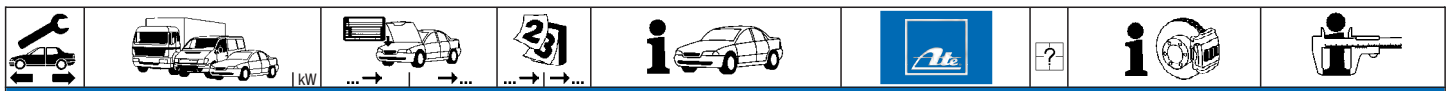
²⁾ - ⊕ /-ESP/+manual transm. / - ⊕ /-ESP/+ camb.velocità / - ⊕ /-ESP/+transm.mécanique / -

⊕ /-ESP/+ camb.velocidad

³⁾ + ⊕ /+ESP/+manual transm. / + ⊕ /+ESP/+scatola camb.velocità / + ⊕ /+ESP/+transm.

mécanique / + ⊕ /+ESP/+cambio velocidad





PEUGEOT 307 Limousine (00-07)

	1.4	55		08.00	07.07		13.0470-2823.2	LD2823		23554 17,2 /S	LUC
	1.4 16V	65		11.03	07.07						
	1.4 HDi	50		10.01	07.07						
	1.6 16V	80		08.00	07.07						
	1.6 HDi 110	80		02.04	07.07						
	1.6 HDi 90	66		04.05	07.07						
	2.0 16V	100		08.00	07.07						
	2.0 16V	103		03.05	07.07						
	2.0 16V	130		06.05	07.07						
	2.0 HDi 110	79		08.00	07.07						
	2.0 HDi 135	100		10.03	07.07						
	2.0 HDi 90	66		08.00	07.07						

PEUGEOT 307 Break (02-08)









	1.4	55	ORGA 10550	04.02	09.03	+ ESP	13.0470-3966.2	LD3966		23600 19,4 /S	BOS
	1.4 16V	65	ORGA 10550	11.03	04.08	+ ESP					
	1.6 16V	80		03.02	04.08						
	1.6 BioFlex	80		09.07	04.08						
	1.6 HDi 110	80		02.04	04.08						
	1.6 HDi 90	66		04.05	04.08						
	2.0 16V	100		03.02	04.08						
	2.0 16V	103		03.05	04.08						
	2.0 HDi 110	79		03.02	04.08						
	2.0 HDi 90	66	ORGA 09520	03.02	04.08	+ ESP					
	2.0 HDi 90	66	ORGA 10550	03.02	04.08						
	1.4	55		04.02	09.03	- ESP	13.0470-3994.2	LD3994		23599 19,0 /S	BOS
	1.4	55	ORGA 10551	04.08	04.08	+ ESP					
	1.4 16V	65		11.03	04.08	- ESP					
	1.4 16V	65	ORGA 10551	04.08	04.08	+ ESP					
	1.4 HDi	50		03.02	04.08						
	2.0 HDi 90	66	ORGA 09520	04.08	04.08	- ESP					
	2.0 HDi 90	66	ORGA 10551	04.08	04.08	+ ESP					
	2.0 16V	130		06.05	04.08		13.0470-7202.2	LD7202		23589 19,1 +	ATE
	2.0 HDi 135	100		02.04	04.08						
	1.4	55		04.02	09.03		13.0470-2823.2	LD2823		23554 17,2 /S	LUC
	1.4 16V	65		11.03	04.08						
	1.4 HDi	50		03.02	04.08						
	1.6 16V	80		03.02	04.08						
	1.6 HDi 110	80		02.04	04.08						
	1.6 HDi 90	66		04.05	04.08						
	2.0 16V	100		03.02	04.08						
	2.0 16V	103		03.05	04.08						
	2.0 16V	130		06.05	04.08						
	2.0 HDi 110	79		03.02	04.08						
	2.0 HDi 135	100		02.04	04.08						
	2.0 HDi 90	66		03.02	04.08						

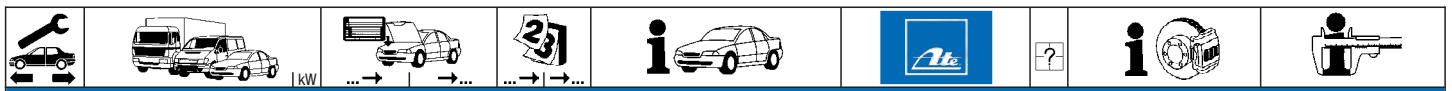
PEUGEOT 307 CC (03-09)

	CC 110	80		03.05	02.09		13.0470-3966.2	LD3966		23600 19,4 /S	BOS
	CC 135	100		10.03	02.09						
	CC 140	103		03.05	02.09						
	CC 180	130		10.03	02.09		13.0470-7202.2	LD7202		23589 19,1 +	ATE
	CC HDi 135	100		06.05	02.09						
	CC 135	100		10.03	02.09		13.0470-2823.2	LD2823		23554 17,2 /S	LUC
	CC 180	130		10.03	02.09						
	CC 110	80		03.05	02.09		13.0470-2823.2	LD2823		23554 17,2 /S	LUC
	CC 140	103		03.05	02.09						
	CC HDi 135	100		06.05	02.09						

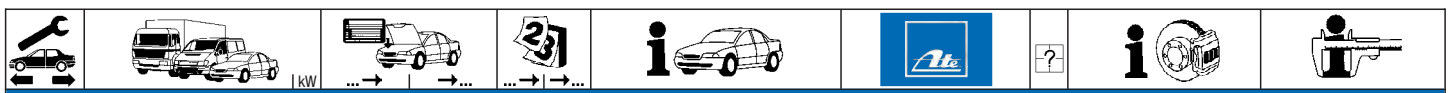
PEUGEOT 307 SW (02-08)

	1.4	55		04.02	04.08	- ESP	13.0470-3994.2	LD3994		23599 19,0 /S	BOS
	1.4	55	ORGA 10551	04.08	04.08	+ ESP					
	1.4 16V	65		11.03	04.08	- ESP					
	1.4 16V	65	ORGA 10551	04.08	04.08	+ ESP					
	2.0 HDi 90	66	ORGA 09520	04.08	04.08	- ESP					
	2.0 HDi 90	66	ORGA 10551	04.08	04.08	+ ESP					
	1.4	55	ORGA 10550	04.02	09.03	+ ESP	13.0470-3966.2	LD3966		23600 19,4 /S	BOS
	1.4 16V	65	ORGA 10550	11.03	04.08	+ ESP					
	1.6 16V	80		03.02	04.08						
	1.6 BioFlex	80		09.07	04.08						
	1.6 D	66		12.06	04.08						
	1.6 HDi 110	80		02.04	04.08						
	2.0 16V	100		03.02	04.08						
	2.0 16V	103		03.05	04.08						
	2.0 HDi 110	79		03.02	04.08						
	2.0 HDi 90	66	ORGA 09520	03.02	04.08	+ ESP					
	2.0 HDi 90	66	ORGA 09519	03.02	04.08						
	2.0 HDi 135	100		02.04	04.08		13.0470-7202.2	LD7202		23589 19,1 +	ATE
	1.4	55		04.02	09.03		13.0470-2823.2	LD2823		23554 17,2 /S	LUC
	1.4 16V	65		11.03	04.08						
	1.6 16V	80		03.02	04.08						
	1.6 BioFlex	80		09.07	04.08						
	1.6 D	66		12.06	04.08						
	1.6 HDi 110	80		02.04	04.08						
	2.0 16V	100		03.02	04.08						
	2.0 16V	103		03.05	04.08						

PEUGEOT 307 SW (02-08)																																																																																																									
	<table border="1"> <tr> <td>2.0 HDi 110</td> <td>79</td> <td>03.02</td> <td>04.08</td> <td>13.0470-2823.2</td> <td>LD2823</td> <td>23554 17,2 /S</td> <td>LUC</td> </tr> <tr> <td>2.0 HDi 135</td> <td>100</td> <td>02.04</td> <td>04.08</td> <td></td> <td></td> <td></td> <td></td> </tr> <tr> <td>2.0 HDi 90</td> <td>66</td> <td>03.02</td> <td>04.08</td> <td></td> <td></td> <td></td> <td></td> </tr> </table>	2.0 HDi 110	79	03.02	04.08	13.0470-2823.2	LD2823	23554 17,2 /S	LUC	2.0 HDi 135	100	02.04	04.08					2.0 HDi 90	66	03.02	04.08																																																																																				
2.0 HDi 110	79	03.02	04.08	13.0470-2823.2	LD2823	23554 17,2 /S	LUC																																																																																																		
2.0 HDi 135	100	02.04	04.08																																																																																																						
2.0 HDi 90	66	03.02	04.08																																																																																																						
PEUGEOT 308 Limousine (07-)																																																																																																									
	<table border="1"> <tr> <td>1.4 16V</td> <td>72</td> <td>12.09</td> <td></td> <td>13.0470-3847.2</td> <td>LD3847</td> <td>24660 17,8 /Zub/S</td> <td>BOS</td> </tr> <tr> <td>1.4 VTi</td> <td>70</td> <td>08.07</td> <td></td> <td></td> <td></td> <td></td> <td></td> </tr> <tr> <td>1.6 140 THP</td> <td>103</td> <td>08.07</td> <td></td> <td></td> <td></td> <td></td> <td></td> </tr> <tr> <td>1.6 150 THP</td> <td>110</td> <td>08.07</td> <td></td> <td></td> <td></td> <td></td> <td></td> </tr> <tr> <td>1.6 16V</td> <td>115</td> <td>10.09</td> <td></td> <td></td> <td></td> <td></td> <td></td> </tr> <tr> <td>1.6 BioFlex</td> <td>80</td> <td>04.08</td> <td></td> <td></td> <td></td> <td></td> <td></td> </tr> <tr> <td>1.6 HDi 110</td> <td>80</td> <td>08.07</td> <td></td> <td></td> <td></td> <td></td> <td></td> </tr> <tr> <td>1.6 HDi 90</td> <td>66</td> <td>08.07</td> <td></td> <td></td> <td></td> <td></td> <td></td> </tr> <tr> <td>1.6 VTi</td> <td>88</td> <td>08.07</td> <td></td> <td></td> <td></td> <td></td> <td></td> </tr> <tr> <td>1.6 16V</td> <td>115</td> <td>10.09</td> <td></td> <td>13.0470-7202.2</td> <td>LD7202</td> <td>23589 19,1 +</td> <td>ATE</td> </tr> <tr> <td>1.6 175 THP</td> <td>128</td> <td>03.08</td> <td></td> <td></td> <td></td> <td></td> <td></td> </tr> <tr> <td>2.0 HDi 135</td> <td>100</td> <td>08.07</td> <td></td> <td></td> <td></td> <td></td> <td></td> </tr> <tr> <td>2.0 HDi FAP 140</td> <td>103</td> <td>12.08</td> <td></td> <td></td> <td></td> <td></td> <td></td> </tr> </table>	1.4 16V	72	12.09		13.0470-3847.2	LD3847	24660 17,8 /Zub/S	BOS	1.4 VTi	70	08.07						1.6 140 THP	103	08.07						1.6 150 THP	110	08.07						1.6 16V	115	10.09						1.6 BioFlex	80	04.08						1.6 HDi 110	80	08.07						1.6 HDi 90	66	08.07						1.6 VTi	88	08.07						1.6 16V	115	10.09		13.0470-7202.2	LD7202	23589 19,1 +	ATE	1.6 175 THP	128	03.08						2.0 HDi 135	100	08.07						2.0 HDi FAP 140	103	12.08					
1.4 16V	72	12.09		13.0470-3847.2	LD3847	24660 17,8 /Zub/S	BOS																																																																																																		
1.4 VTi	70	08.07																																																																																																							
1.6 140 THP	103	08.07																																																																																																							
1.6 150 THP	110	08.07																																																																																																							
1.6 16V	115	10.09																																																																																																							
1.6 BioFlex	80	04.08																																																																																																							
1.6 HDi 110	80	08.07																																																																																																							
1.6 HDi 90	66	08.07																																																																																																							
1.6 VTi	88	08.07																																																																																																							
1.6 16V	115	10.09		13.0470-7202.2	LD7202	23589 19,1 +	ATE																																																																																																		
1.6 175 THP	128	03.08																																																																																																							
2.0 HDi 135	100	08.07																																																																																																							
2.0 HDi FAP 140	103	12.08																																																																																																							
	<table border="1"> <tr> <td>1.4 16V</td> <td>72</td> <td>12.09</td> <td></td> <td>13.0470-2740.2</td> <td>LD2740</td> <td>23554 16,2 /Zub/S</td> <td>LUC</td> </tr> <tr> <td>1.4 VTi</td> <td>70</td> <td>08.07</td> <td></td> <td></td> <td></td> <td></td> <td></td> </tr> <tr> <td>1.6 140 THP</td> <td>103</td> <td>08.07</td> <td></td> <td></td> <td></td> <td></td> <td></td> </tr> <tr> <td>1.6 150 THP</td> <td>110</td> <td>08.07</td> <td></td> <td></td> <td></td> <td></td> <td></td> </tr> <tr> <td>1.6 16V</td> <td>115</td> <td>10.09</td> <td></td> <td></td> <td></td> <td></td> <td></td> </tr> <tr> <td>1.6 175 THP</td> <td>128</td> <td>03.08</td> <td></td> <td></td> <td></td> <td></td> <td></td> </tr> <tr> <td>1.6 BioFlex</td> <td>80</td> <td>04.08</td> <td></td> <td></td> <td></td> <td></td> <td></td> </tr> <tr> <td>1.6 HDi 110</td> <td>80</td> <td>08.07</td> <td></td> <td></td> <td></td> <td></td> <td></td> </tr> <tr> <td>1.6 HDi 90</td> <td>66</td> <td>08.07</td> <td></td> <td></td> <td></td> <td></td> <td></td> </tr> <tr> <td>1.6 VTi</td> <td>88</td> <td>08.07</td> <td></td> <td></td> <td></td> <td></td> <td></td> </tr> <tr> <td>2.0 HDi 135</td> <td>100</td> <td>08.07</td> <td></td> <td></td> <td></td> <td></td> <td></td> </tr> <tr> <td>2.0 HDi FAP 140</td> <td>103</td> <td>12.08</td> <td></td> <td></td> <td></td> <td></td> <td></td> </tr> </table>	1.4 16V	72	12.09		13.0470-2740.2	LD2740	23554 16,2 /Zub/S	LUC	1.4 VTi	70	08.07						1.6 140 THP	103	08.07						1.6 150 THP	110	08.07						1.6 16V	115	10.09						1.6 175 THP	128	03.08						1.6 BioFlex	80	04.08						1.6 HDi 110	80	08.07						1.6 HDi 90	66	08.07						1.6 VTi	88	08.07						2.0 HDi 135	100	08.07						2.0 HDi FAP 140	103	12.08													
1.4 16V	72	12.09		13.0470-2740.2	LD2740	23554 16,2 /Zub/S	LUC																																																																																																		
1.4 VTi	70	08.07																																																																																																							
1.6 140 THP	103	08.07																																																																																																							
1.6 150 THP	110	08.07																																																																																																							
1.6 16V	115	10.09																																																																																																							
1.6 175 THP	128	03.08																																																																																																							
1.6 BioFlex	80	04.08																																																																																																							
1.6 HDi 110	80	08.07																																																																																																							
1.6 HDi 90	66	08.07																																																																																																							
1.6 VTi	88	08.07																																																																																																							
2.0 HDi 135	100	08.07																																																																																																							
2.0 HDi FAP 140	103	12.08																																																																																																							
PEUGEOT 308 SW (08-)																																																																																																									
	<table border="1"> <tr> <td>1.4 16V</td> <td>70</td> <td>05.08</td> <td></td> <td>13.0470-3847.2</td> <td>LD3847</td> <td>24660 17,8 /Zub/S</td> <td>BOS</td> </tr> <tr> <td>1.4 16V</td> <td>72</td> <td>12.09</td> <td></td> <td></td> <td></td> <td></td> <td></td> </tr> <tr> <td>1.6 16V</td> <td></td> <td>05.08</td> <td></td> <td></td> <td></td> <td></td> <td></td> </tr> <tr> <td>1.6 Bioflex</td> <td>82</td> <td>03.09</td> <td></td> <td></td> <td></td> <td></td> <td></td> </tr> <tr> <td>1.6 HDi</td> <td></td> <td>05.08</td> <td></td> <td></td> <td></td> <td></td> <td></td> </tr> <tr> <td>1.6 HDi</td> <td>80</td> <td>05.08</td> <td></td> <td></td> <td></td> <td></td> <td></td> </tr> <tr> <td>1.6 16V</td> <td></td> <td>05.08</td> <td></td> <td>13.0470-7202.2</td> <td>LD7202</td> <td>23589 19,1 +</td> <td>ATE</td> </tr> <tr> <td>1.6 16V</td> <td>103</td> <td>05.08</td> <td></td> <td></td> <td></td> <td></td> <td></td> </tr> <tr> <td>1.6 16V</td> <td>128</td> <td>05.08</td> <td></td> <td></td> <td></td> <td></td> <td></td> </tr> <tr> <td>2.0 BioFlex</td> <td>103</td> <td>05.08</td> <td></td> <td></td> <td></td> <td></td> <td></td> </tr> <tr> <td>2.0 HDi</td> <td></td> <td>05.08</td> <td></td> <td></td> <td></td> <td></td> <td></td> </tr> <tr> <td>2.0 HDi</td> <td>120</td> <td>06.09</td> <td></td> <td></td> <td></td> <td></td> <td></td> </tr> </table>	1.4 16V	70	05.08		13.0470-3847.2	LD3847	24660 17,8 /Zub/S	BOS	1.4 16V	72	12.09						1.6 16V		05.08						1.6 Bioflex	82	03.09						1.6 HDi		05.08						1.6 HDi	80	05.08						1.6 16V		05.08		13.0470-7202.2	LD7202	23589 19,1 +	ATE	1.6 16V	103	05.08						1.6 16V	128	05.08						2.0 BioFlex	103	05.08						2.0 HDi		05.08						2.0 HDi	120	06.09													
1.4 16V	70	05.08		13.0470-3847.2	LD3847	24660 17,8 /Zub/S	BOS																																																																																																		
1.4 16V	72	12.09																																																																																																							
1.6 16V		05.08																																																																																																							
1.6 Bioflex	82	03.09																																																																																																							
1.6 HDi		05.08																																																																																																							
1.6 HDi	80	05.08																																																																																																							
1.6 16V		05.08		13.0470-7202.2	LD7202	23589 19,1 +	ATE																																																																																																		
1.6 16V	103	05.08																																																																																																							
1.6 16V	128	05.08																																																																																																							
2.0 BioFlex	103	05.08																																																																																																							
2.0 HDi		05.08																																																																																																							
2.0 HDi	120	06.09																																																																																																							
	<table border="1"> <tr> <td>1.4 16V</td> <td>70</td> <td>05.08</td> <td>- Break Loisirs</td> <td>13.0470-2740.2</td> <td>LD2740</td> <td>23554 16,2 /Zub/S</td> <td>LUC</td> </tr> <tr> <td>1.4 16V</td> <td>72</td> <td>12.09</td> <td>- Break Loisirs</td> <td></td> <td></td> <td></td> <td></td> </tr> <tr> <td>1.6 16V</td> <td></td> <td>05.08</td> <td>- Break Loisirs</td> <td></td> <td></td> <td></td> <td></td> </tr> <tr> <td>1.6 16V</td> <td></td> <td>05.08</td> <td>- Break Loisirs</td> <td></td> <td></td> <td></td> <td></td> </tr> <tr> <td>1.6 16V</td> <td>103</td> <td>05.08</td> <td>- Break Loisirs</td> <td></td> <td></td> <td></td> <td></td> </tr> <tr> <td>1.6 16V</td> <td>128</td> <td>05.08</td> <td>- Break Loisirs</td> <td></td> <td></td> <td></td> <td></td> </tr> <tr> <td>1.6 Bioflex</td> <td>82</td> <td>03.09</td> <td>- Break Loisirs</td> <td></td> <td></td> <td></td> <td></td> </tr> <tr> <td>1.6 HDi</td> <td></td> <td>05.08</td> <td>- Break Loisirs</td> <td></td> <td></td> <td></td> <td></td> </tr> <tr> <td>1.6 HDi</td> <td>80</td> <td>05.08</td> <td>- Break Loisirs</td> <td></td> <td></td> <td></td> <td></td> </tr> <tr> <td>2.0 BioFlex</td> <td>103</td> <td>05.08</td> <td>- Break Loisirs</td> <td></td> <td></td> <td></td> <td></td> </tr> <tr> <td>2.0 HDi</td> <td></td> <td>05.08</td> <td>- Break Loisirs</td> <td></td> <td></td> <td></td> <td></td> </tr> <tr> <td>2.0 HDi</td> <td>120</td> <td>06.09</td> <td>- Break Loisirs</td> <td></td> <td></td> <td></td> <td></td> </tr> </table>	1.4 16V	70	05.08	- Break Loisirs	13.0470-2740.2	LD2740	23554 16,2 /Zub/S	LUC	1.4 16V	72	12.09	- Break Loisirs					1.6 16V		05.08	- Break Loisirs					1.6 16V		05.08	- Break Loisirs					1.6 16V	103	05.08	- Break Loisirs					1.6 16V	128	05.08	- Break Loisirs					1.6 Bioflex	82	03.09	- Break Loisirs					1.6 HDi		05.08	- Break Loisirs					1.6 HDi	80	05.08	- Break Loisirs					2.0 BioFlex	103	05.08	- Break Loisirs					2.0 HDi		05.08	- Break Loisirs					2.0 HDi	120	06.09	- Break Loisirs												
1.4 16V	70	05.08	- Break Loisirs	13.0470-2740.2	LD2740	23554 16,2 /Zub/S	LUC																																																																																																		
1.4 16V	72	12.09	- Break Loisirs																																																																																																						
1.6 16V		05.08	- Break Loisirs																																																																																																						
1.6 16V		05.08	- Break Loisirs																																																																																																						
1.6 16V	103	05.08	- Break Loisirs																																																																																																						
1.6 16V	128	05.08	- Break Loisirs																																																																																																						
1.6 Bioflex	82	03.09	- Break Loisirs																																																																																																						
1.6 HDi		05.08	- Break Loisirs																																																																																																						
1.6 HDi	80	05.08	- Break Loisirs																																																																																																						
2.0 BioFlex	103	05.08	- Break Loisirs																																																																																																						
2.0 HDi		05.08	- Break Loisirs																																																																																																						
2.0 HDi	120	06.09	- Break Loisirs																																																																																																						
PEUGEOT 308 CC (09-)																																																																																																									
	<table border="1"> <tr> <td>1.6 16V</td> <td>103</td> <td>06.09</td> <td></td> <td>13.0470-7202.2</td> <td>LD7202</td> <td>23589 19,1 +</td> <td>ATE</td> </tr> <tr> <td>1.6 16V</td> <td>115</td> <td>09.09</td> <td></td> <td></td> <td></td> <td></td> <td></td> </tr> <tr> <td>1.6 THP</td> <td>110</td> <td>06.09</td> <td></td> <td></td> <td></td> <td></td> <td></td> </tr> <tr> <td>2.0 HDi</td> <td>100</td> <td>04.09</td> <td></td> <td></td> <td></td> <td></td> <td></td> </tr> <tr> <td>2.0 HDi</td> <td>120</td> <td>06.09</td> <td></td> <td></td> <td></td> <td></td> <td></td> </tr> <tr> <td>2.0 HDi FAP 140</td> <td>103</td> <td>03.09</td> <td></td> <td></td> <td></td> <td></td> <td></td> </tr> <tr> <td>1.6 HDi</td> <td>82</td> <td>03.09</td> <td></td> <td>13.0470-3847.2</td> <td>LD3847</td> <td>24660 17,8 /Zub/S</td> <td>BOS</td> </tr> <tr> <td>1.6 VTi</td> <td>88</td> <td>03.09</td> <td></td> <td></td> <td></td> <td></td> <td></td> </tr> </table>	1.6 16V	103	06.09		13.0470-7202.2	LD7202	23589 19,1 +	ATE	1.6 16V	115	09.09						1.6 THP	110	06.09						2.0 HDi	100	04.09						2.0 HDi	120	06.09						2.0 HDi FAP 140	103	03.09						1.6 HDi	82	03.09		13.0470-3847.2	LD3847	24660 17,8 /Zub/S	BOS	1.6 VTi	88	03.09																																													
1.6 16V	103	06.09		13.0470-7202.2	LD7202	23589 19,1 +	ATE																																																																																																		
1.6 16V	115	09.09																																																																																																							
1.6 THP	110	06.09																																																																																																							
2.0 HDi	100	04.09																																																																																																							
2.0 HDi	120	06.09																																																																																																							
2.0 HDi FAP 140	103	03.09																																																																																																							
1.6 HDi	82	03.09		13.0470-3847.2	LD3847	24660 17,8 /Zub/S	BOS																																																																																																		
1.6 VTi	88	03.09																																																																																																							
	<table border="1"> <tr> <td>1.6 16V</td> <td>103</td> <td>06.09</td> <td></td> <td>13.0470-2740.2</td> <td>LD2740</td> <td>23554 16,2 /Zub/S</td> <td>LUC</td> </tr> <tr> <td>1.6 16V</td> <td>115</td> <td>09.09</td> <td></td> <td></td> <td></td> <td></td> <td></td> </tr> <tr> <td>1.6 HDi</td> <td>82</td> <td>03.09</td> <td></td> <td></td> <td></td> <td></td> <td></td> </tr> <tr> <td>1.6 THP</td> <td>110</td> <td>06.09</td> <td></td> <td></td> <td></td> <td></td> <td></td> </tr> <tr> <td>1.6 VTi</td> <td>88</td> <td>03.09</td> <td></td> <td></td> <td></td> <td></td> <td></td> </tr> <tr> <td>2.0 HDi</td> <td>100</td> <td>04.09</td> <td></td> <td></td> <td></td> <td></td> <td></td> </tr> <tr> <td>2.0 HDi</td> <td>120</td> <td>06.09</td> <td></td> <td></td> <td></td> <td></td> <td></td> </tr> <tr> <td>2.0 HDi FAP 140</td> <td>103</td> <td>03.09</td> <td></td> <td></td> <td></td> <td></td> <td></td> </tr> </table>	1.6 16V	103	06.09		13.0470-2740.2	LD2740	23554 16,2 /Zub/S	LUC	1.6 16V	115	09.09						1.6 HDi	82	03.09						1.6 THP	110	06.09						1.6 VTi	88	03.09						2.0 HDi	100	04.09						2.0 HDi	120	06.09						2.0 HDi FAP 140	103	03.09																																													
1.6 16V	103	06.09		13.0470-2740.2	LD2740	23554 16,2 /Zub/S	LUC																																																																																																		
1.6 16V	115	09.09																																																																																																							
1.6 HDi	82	03.09																																																																																																							
1.6 THP	110	06.09																																																																																																							
1.6 VTi	88	03.09																																																																																																							
2.0 HDi	100	04.09																																																																																																							
2.0 HDi	120	06.09																																																																																																							
2.0 HDi FAP 140	103	03.09																																																																																																							
PEUGEOT 3008 (09-)																																																																																																									
	<table border="1"> <tr> <td>1.6 HDi</td> <td>80</td> <td>06.09</td> <td></td> <td>13.0470-3847.2</td> <td>LD3847</td> <td>24660 17,8 /Zub/S</td> <td>BOS</td> </tr> <tr> <td>1.6 HDi</td> <td>82</td> <td>08.10</td> <td></td> <td></td> <td></td> <td></td> <td></td> </tr> <tr> <td>1.6 VTi</td> <td>88</td> <td>06.09</td> <td></td> <td></td> <td></td> <td></td> <td></td> </tr> <tr> <td>1.6 THP</td> <td></td> <td>06.09</td> <td></td> <td>13.0470-7202.2</td> <td>LD7202</td> <td>23589 19,1 +</td> <td>ATE</td> </tr> <tr> <td>2.0 HDi</td> <td></td> <td>06.09</td> <td></td> <td></td> <td></td> <td></td> <td></td> </tr> <tr> <td>2.0 Hybrid4</td> <td>120</td> <td>02.11</td> <td></td> <td>13.0470-7230.2</td> <td>LD7230</td> <td>24557 19,0 +</td> <td>ATE</td> </tr> </table>	1.6 HDi	80	06.09		13.0470-3847.2	LD3847	24660 17,8 /Zub/S	BOS	1.6 HDi	82	08.10						1.6 VTi	88	06.09						1.6 THP		06.09		13.0470-7202.2	LD7202	23589 19,1 +	ATE	2.0 HDi		06.09						2.0 Hybrid4	120	02.11		13.0470-7230.2	LD7230	24557 19,0 +	ATE																																																								
1.6 HDi	80	06.09		13.0470-3847.2	LD3847	24660 17,8 /Zub/S	BOS																																																																																																		
1.6 HDi	82	08.10																																																																																																							
1.6 VTi	88	06.09																																																																																																							
1.6 THP		06.09		13.0470-7202.2	LD7202	23589 19,1 +	ATE																																																																																																		
2.0 HDi		06.09																																																																																																							
2.0 Hybrid4	120	02.11		13.0470-7230.2	LD7230	24557 19,0 +	ATE																																																																																																		



PEUGEOT 407 Limousine (04-11)										
	1.6 HDi 110	80		05.04	02.11	13.0470-2891.2	LD2891		23134 19,6 +WK/S	LUC
	1.8 16V	85		05.04	02.11					
	1.8 16V	92		09.05	02.11					
	2.0 16V	100		05.04	02.11					
	2.0 16V	103		09.05	02.11					
	2.0 Bioflex	103		09.07	02.11					
	2.0 HDi 135	100		05.04	02.11					
	2.0 HDi 140	103		08.08	02.11					
	2.2 16V	116		05.04	02.11	13.0470-2892.2	LD2892		24133 18,6 +WK/Zub/S	LUC
	2.2 16V	120		09.05	02.11					
	2.2 HDi	120		06.08	02.11					
	2.2 HDi 170	125		05.06	02.11					
	2.7 HDi	150		10.05	02.11					
	3.0 V6	155		05.04	02.11					
	1.6 HDi 110	80		05.04	02.11	13.0470-2893.2	LD2893		24135 17,7 /S	LUC
	1.8 16V	85		05.04	02.11					
	1.8 16V	92		09.05	02.11					
	2.0 16V	100		05.04	02.11					
	2.0 16V	103		09.05	02.11					
	2.0 Bioflex	103		09.07	02.11					
	2.0 HDi 135	100		05.04	02.11					
	2.0 HDi 140	103		08.08	02.11					
	2.2 16V	116		05.04	02.11					
	2.2 16V	120		09.05	02.11					
	2.2 HDi	120		06.08	02.11					
	2.2 HDi 170	125		05.06	02.11					
	2.7 HDi	150		10.05	02.11					
	3.0 V6	155		05.04	02.11					
PEUGEOT 407 Coupe (05-11)										
	2.2 16V	120		10.05	12.11	13.0470-2892.2	LD2892		24133 18,6 +WK/Zub/S	LUC
	2.7 HDi	150		10.05	12.11					
	3.0 V6	155		10.05	12.11					
	2.0 HDi	100	ORGA 11481	07.07						
2.0 HDi	120	ORGA 11481	06.09							
	2.0 HDi	100	ORGA 11482		12.11	13.0470-2891.2	LD2891		23134 19,6 +WK/S	LUC
	2.0 HDi	120	ORGA 11482		12.11					
	2.0 HDi	100		07.07	12.11	13.0470-2892.2	LD2892		24133 18,6 +WK/Zub/S	LUC
	2.0 HDi	120		06.09	12.11					
	2.0 HDi	100		07.07	12.11	13.0470-2893.2	LD2893		24135 17,7 /S	LUC
	2.0 HDi	120		06.09	12.11					
	2.2 16V	120		10.05	12.11					
	2.7 HDi	150		10.05	12.11					
	3.0 HDi	177		06.09	12.11					
	3.0 V6	155		10.05	12.11					
PEUGEOT 407 SW (04-11)										
	1.6 HDi 110	80		05.04	02.11	13.0470-2891.2	LD2891		23134 19,6 +WK/S	LUC
	1.8 16V	85		05.04	02.11					
	1.8 16V	92		09.05	02.11					
	2.0 16V	100		05.04	02.11					
	2.0 16V	103		09.05	02.11					
	2.0 BioFlex	103		01.08	02.11					
	2.0 HDi 140	103		08.08	02.11					
		2.2 16V	116		05.04					
2.2 16V		120		09.05	02.11					
2.2 HDi		120		06.08	02.11					
2.2 HDi 170		125		05.06	02.11					
2.7 HDi		150		10.05	02.11					
3.0 V6		155		05.04	02.11					
	1.6 HDi 110	80		05.04	02.11	13.0470-2893.2	LD2893		24135 17,7 /S	LUC
	1.8 16V	85		05.04	02.11					
	1.8 16V	92		09.05	02.11					
	2.0 16V	100		05.04	02.11					
	2.0 16V	103		09.05	02.11					
	2.0 BioFlex	103		01.08	02.11					
	2.0 HDi 135	100		05.04	02.11					
	2.0 HDi 140	103		08.08	02.11					
	2.2 16V	116		05.04	02.11					
	2.2 16V	120		09.05	02.11					
	2.2 HDi	120		06.08	02.11					
	2.2 HDi 170	125		05.06	02.11					
	2.7 HDi	150		10.05	02.11					
	3.0 V6	155		05.04	02.11					
PEUGEOT 607 (00-10)										
	2.0	100		12.04	12.10	13.0470-2892.2	LD2892		24133 18,6 +WK/Zub/S	LUC
	2.0 HDi	80		12.04	12.10					
	2.0 HDi	100		09.05	12.10					
	2.2 16V	116		12.04	12.10					
	2.2 16V	120		09.05	12.10					
	2.2 HDi	98		12.04	12.10					
	2.2 HDi	125		05.06	12.10					
	2.7 HDi 24V	150		12.04	12.10					
	3.0 V6 24V	155		03.04	12.10					























PEUGEOT 607 (00-10)											
	2.0	100		12.04	12.10			13.0470-2893.2	LD2893	24135 17,7 /S	LUC
	2.0 HDi	80		12.04	12.10						
	2.0 HDi	100		09.05	12.10						
	2.2 16V	116		12.04	12.10						
	2.2 16V	120		09.05	12.10						
	2.2 HDi	98		12.04	12.10						
	2.2 HDi	125		05.06	12.10						
	2.7 HDi 24V	150		12.04	12.10						
	3.0 V6 24V	155		03.04	12.10						
PEUGEOT 1007 (05-)											
	1.4	54		04.05				13.0470-3994.2	LD3994	23599 19,0 /S	BOS
	1.4 16V	65		10.05							
	1.4 HDi	50		04.05							
	1.6 16V	80		04.05							
	1.6 HDi 110	80		04.07				13.0470-3966.2	LD3966	23600 19,4 /S	BOS
	1.6 16V	80		04.05				13.0470-2823.2	LD2823	23554 17,2 /S	LUC
	1.6 HDi 110	80		04.07							
PEUGEOT 5008 (09-)											
	1.6 16V	88		09.09				13.0470-7229.2	LD7229	24538 19,1 +	ATE
	1.6 HDi	80		09.09							
	1.6 HDi	82		08.10							
	1.6 16V	115		09.09				13.0470-7230.2	LD7230	24557 19,0 +	ATE
	2.0 HDi	110		09.09							
	2.0 HDi	120		09.09							
PEUGEOT PARTNER Kombi (96-08)											
	1.1 i	44		10.02	03.08			13.0470-3994.2	LD3994	23599 19,0 /S	BOS
	1.4 i	55		10.02	03.08						
	1.6 16V	80 ORGA 09128			03.08	- ESP					
	1.6 HDi 75	55		02.06	03.08	- ESP					
	1.6 HDi 90	66		02.06	03.08	- ESP					
	1.8 i	66 ORGA 09128			03.08						
	1.9 D	50 ORGA 09128			03.08						
	1.9 D	51 ORGA 09128			03.08						
	2.0 HDi 90	66 ORGA 09128			03.08	- ESP					
	1.6 16V	80 ORGA 09128			03.08	+ ESP		13.0470-3966.2	LD3966	23600 19,4 /S	BOS
	1.6 HDi 75	55		02.06	03.08	+ ESP					
	1.6 HDi 90	66		02.06	03.08	+ ESP					
	2.0 HDi 90	66 ORGA 09128			03.08	+ ESP					
	1.6 16V	80		07.01	03.08	+ ESP		13.0470-2823.2	LD2823	23554 17,2 /S	LUC
	1.6 HDi 75	55		02.06	03.08	+ ESP					
	1.6 HDi 90	66		02.06	03.08	+ ESP					
	2.0 HDi 90	66		02.00	03.08	+ ESP					
PEUGEOT PARTNER Kasten (96-08)											
	1.1 i	44		10.02	03.08			13.0470-3994.2	LD3994	23599 19,0 /S	BOS
	1.4 i	55		10.02	03.08						
	1.6 HDi 75	55		02.06	03.08						
	1.6 HDi 90	66		02.06	03.08						
	1.8 D	43 ORGA 09128			03.08						
	1.8 D	44 ORGA 09128			02.98						
	1.9 D	51 ORGA 09128			03.08						
	2.0 HDi 90	66 ORGA 09128			03.08	- ESP					
	2.0 HDi 90	66 ORGA 09128			03.08	+ ESP		13.0470-3966.2	LD3966	23600 19,4 /S	BOS
	2.0 HDi 90	66		04.00	03.08	+ ESP		13.0470-2823.2	LD2823	23554 17,2 /S	LUC
PEUGEOT PARTNER Tepee/Kasten (B9) (08-)											
	1.6	72 ORGA 11693						13.0470-7229.2	LD7229	24538 19,1 +	ATE
	1.6	88 ORGA 11693									
	1.6 HDi	55 ORGA 11693									
	1.6 HDi	66 ORGA 11693									
	1.6 HDi	80 ORGA 11693									
	1.6 HDi	82 ORGA 11693									
	1.6 i 16V	66 ORGA 11693									
	1.6 i 16V	80 ORGA 11693									
PORSCHE CAYENNE I (03-10)											
	3.0 TDI	176		02.09	04.10	+ 17" Rad/ + schwarzer Sattel ¹⁾		13.0470-4992.2	LD4992	23692 16,6 /WE	BRE
	3.2	177		08.03	04.10	+ 17" Rad/ + schwarzer Sattel ¹⁾					
	3.2	184		10.03	12.06	+ 17" Rad/ + schwarzer Sattel ¹⁾					
	3.6	213		01.07	04.10	+ 17" Rad/ + schwarzer Sattel ¹⁾					
	GTS 4.8	298		10.07	04.10	+ 17" Rad/ + schwarzer Sattel ¹⁾		13.0470-4992.2	LD4992	23692 16,6 /WE	BRE
	S 4.5	250		09.02	12.06	+ 17" Rad/ + schwarzer Sattel ¹⁾					
	S 4.8	283		01.07	04.10	+ 17" Rad/ + schwarzer Sattel ¹⁾					
	Turbo 4.5	331		09.02	12.06	+ 17" Rad/ + schwarzer Sattel ¹⁾					
	Turbo 4.8	368		01.07	04.10	+ 17" Rad/ + schwarzer Sattel ¹⁾					
	Turbo S 4.5	368		01.04	04.10	+ 17" Rad/ + schwarzer Sattel ¹⁾					
	Turbo S 4.5	383		01.04	04.10	+ 17" Rad/ + schwarzer Sattel ¹⁾					
	Turbo S 4.8	397		02.07	12.09	+ 17" Rad/ + schwarzer Sattel ¹⁾					
	Turbo S 4.8	404		08.08	04.10	+ 17" Rad/ + schwarzer Sattel ¹⁾					
	3.0 TDI	176		02.09	04.10	+ 18" Rad/ + silberner Sattel ²⁾		13.0470-4993.2	LD4993	23693 16,6 /WE	BRE

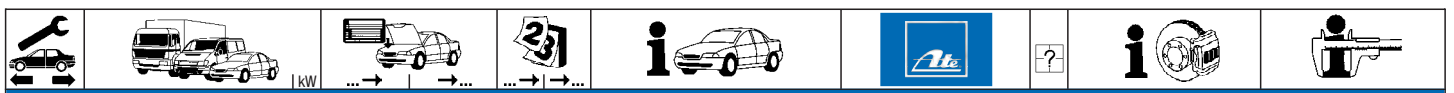
¹⁾ + 17" wheel/ + black caliper / + ruota 17"/ + pinza nero / + roue 17"/ + étrier noir / + rueda 17"/ + pinza negro

²⁾ + 18" wheel/ + silver caliper / + ruota 18"/ + pinza argento / + roue 18"/ + étrier argent / + rueda 18"/ + pinza plata



								
PORSCHE CAYENNE I (03-10)								
	3.2 3.2 3.6	177 184 213	08.03 10.03 01.07	04.10 + 18" Rad/ + silberner Sattel ¹⁾ 12.06 + 18" Rad/ + silberner Sattel ¹⁾ 04.10 + 18" Rad/ + silberner Sattel ¹⁾	13.0470-4993.2	LD4993		23693 16,6 /WE BRE
RENAULT FLUENCE (L30_) (10-)								
	1.5 dCi 1.5 dCi 1.5 dCi 1.5 dCi 1.6 16V 2.0 16V	63 66 78 81 81 103	02.10 02.10 02.10 02.10 02.10 02.10		13.0470-7266.2	LD7266		24538 17,9 + ATE
RENAULT KANGOO I (KC_) (98-07)								
	1.6 16V 4x4 1.9 dCi 4x4 (KCOV)	70 59	10.01 10.01	12.07 12.07	13.0470-3988.2	LD3988		23557 17,2 /S BOS
RENAULT KANGOO Express/Rapid (FC_) (98-07)								
	1.6 16V 4x4 1.9 dCi 4x4 (FCOV)	70 59	10.01 10.01	12.07 12.07	13.0470-3988.2	LD3988		23557 17,2 /S BOS
RENAULT LAGUNA III Limousine (BT0/1) (07-)								
	2.0 16V 2.0 16V Hi-Flex 2.0 16V Turbo 2.0 dCi 2.0 dCi 2.0 dCi 2.0 dCi GT	103 103 125 96 110 127 131	09.07 09.07 09.07 09.07 01.08 03.08		13.0470-7249.2	LD7249		24709 18,6 + ATE
	1.5 dCi 1.6 16V 2.0 16V 2.0 16V Hi-Flex 2.0 16V Turbo 2.0 16V Turbo GT 2.0 dCi 2.0 dCi 2.0 dCi GT 3.0 dCi 3.5 V6	81 81 103 103 125 150 96 110 127 131 173 175	09.07 09.07 09.07 09.07 03.08 09.07 01.08 03.08 09.08 04.08		13.0470-7251.2	LD7251		24137 15,8 + ATE
RENAULT LAGUNA III Coupe (DT0/1) (07-)								
	2.0 16V Turbo 2.0 dCi 2.0 dCi 2.0 dCi GT	125 110 127 131	09.08 10.07 09.08 03.08		13.0470-7249.2	LD7249		24709 18,6 + ATE
	2.0 16V Turbo 2.0 16V Turbo GT 2.0 dCi 2.0 dCi 2.0 dCi GT 3.0 dCi 3.5 V6	125 150 110 127 131 173 175	09.08 03.08 10.07 09.08 03.08 09.08 09.08		13.0470-7251.2	LD7251		24137 15,8 + ATE
RENAULT LAGUNA III Grandtour (KT0/1) (07-)								
	2.0 16V 2.0 16V Hi-Flex 2.0 16V Turbo 2.0 dCi 2.0 dCi 2.0 dCi GT	103 103 125 110 127 131	09.07 09.07 09.07 09.07 03.08		13.0470-7249.2	LD7249		24709 18,6 + ATE
	1.5 dCi 1.6 16V 2.0 16V 2.0 16V Hi-Flex 2.0 16V Turbo 2.0 16V Turbo GT 2.0 dCi 2.0 dCi 2.0 dCi 2.0 dCi GT 3.0 dCi V6 3.5 V6	81 81 103 103 125 150 96 110 127 131 173 175	09.07 09.07 09.07 09.07 03.08 09.07 09.07 03.08 09.08 04.08		13.0470-7251.2	LD7251		24137 15,8 + ATE
RENAULT MEGANE III Schrägheck (BZ0_) (08-)								
	1.4 1.5 dCi 1.5 dCi 1.5 dCi 1.5 dCi 1.5 dCi 1.6 1.6 1.6 16V Bifuel 1.9 dCi	96 63 66 78 81 96 74 81 81 96	04.09 12.09 11.08 02.09 02.09 11.08 11.08 11.08 11.08 11.08		13.0470-7266.2	LD7266		24538 17,9 + ATE

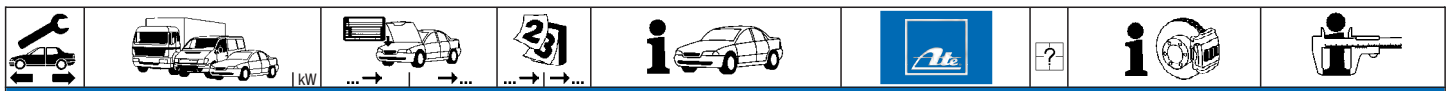
¹⁾ + 18" wheel/ + silver caliper / + ruota 18"/ + pinza argento / + roue 18"/ + étrier argent / + rueda 18"/ + pinza plata



RENAULT MEGANE III Schrägheck (BZO_) (08-)										
	2.0	103		02.09		13.0470-7249.2	LD7249		24709 18,6 +	ATE
	2.0	132		11.08						
	2.0 dCi	110		10.10						
	2.0 dCi	118		04.09						
	1.4	96		04.09		13.0470-2740.2	LD2740	- elektrische Feststellbremse ¹⁾	23554 16,2 /Zub/S	LUC
	1.5 dCi	63		12.09						
	1.5 dCi	66		11.08						
	1.5 dCi	78		02.09						
	1.5 dCi	81		02.09						
	1.5 dCi	96		11.08						
	1.6	74		11.08						
	1.6	81		11.08						
	1.6 16V Bifuel	81		11.08						
	1.9 dCi	96		11.08						
	2.0	103		02.09						
	2.0	132		11.08						
	2.0 dCi	110		10.10						
	2.0 dCi	118		04.09						
RENAULT MEGANE III CC (EZO_) (10-)										
	1.4 16V	96		06.10		13.0470-7266.2	LD7266		24538 17,9 +	ATE
	1.5 dCi	78		06.10						
	1.5 dCi	81		06.10						
	1.6 16V	81		06.10						
	1.6 16V Bio-Petrol	81		06.10						
	1.9 dCi	96		06.10						
	2.0 16V	103		06.10						
	2.0 dCi	118		06.10		13.0470-7249.2	LD7249		24709 18,6 +	ATE
	2.0 TCe	132		06.10						
	1.4 16V	96		06.10	- elektrische Feststellbremse ¹⁾	13.0470-2740.2	LD2740		23554 16,2 /Zub/S	LUC
	1.5 dCi	78		06.10	- elektrische Feststellbremse ¹⁾					
	1.5 dCi	81		06.10	- elektrische Feststellbremse ¹⁾					
	1.6 16V	81		06.10	- elektrische Feststellbremse ¹⁾					
	1.6 16V Bio-Petrol	81		06.10	- elektrische Feststellbremse ¹⁾					
	1.9 dCi	96		06.10	- elektrische Feststellbremse ¹⁾					
	2.0 16V	103		06.10	- elektrische Feststellbremse ¹⁾					
	2.0 dCi	118		06.10	- elektrische Feststellbremse ¹⁾					
	2.0 TCe	132		06.10	- elektrische Feststellbremse ¹⁾					
RENAULT MEGANE III Coupe (DZO_) (08-)										
	1.4 16V	96		04.09		13.0470-7266.2	LD7266		24538 17,9 +	ATE
	1.5 dCi	63		11.08						
	1.5 dCi	66		11.08						
	1.5 dCi	78		11.08						
	1.5 dCi	81		02.09						
	1.6 16V	74		11.08						
	1.6 16V	81		11.08						
	1.6 16V Bifuel	81		11.08						
	1.9 dCi	96		11.08						
	2.0 16V	103		05.09						
	2.0 16V	132		11.08		13.0470-7249.2	LD7249		24709 18,6 +	ATE
	2.0 dCi	110		04.09						
	2.0 dCi	118		04.09						
	1.4 16V	96		04.09		13.0470-2740.2	LD2740	- elektrische Feststellbremse ¹⁾	23554 16,2 /Zub/S	LUC
	1.5 dCi	63		11.08						
	1.5 dCi	66		11.08						
	1.5 dCi	78		11.08						
	1.5 dCi	81		02.09						
	1.6 16V	74		11.08						
	1.6 16V	81		11.08						
	1.6 16V Bifuel	81		11.08						
	1.9 dCi	96		11.08						
	2.0 16V	103		05.09						
	2.0 16V	132		11.08						
	2.0 dCi	110		04.09						
	2.0 dCi	118		04.09						
RENAULT MEGANE III Grandtour (KZ_) (08-)										
	1.4 16V	96		05.09		13.0470-7266.2	LD7266		24538 17,9 +	ATE
	1.5 dCi	63		08.09						
	1.5 dCi	66		05.09						
	1.5 dCi	78		05.09						
	1.5 dCi	81		02.09						
	1.6 16V	74		05.09						
	1.6 16V	81		05.09						
	1.6 16V Bifuel	81		11.08						
	1.9 dCi	96		05.09						
	2.0 16V	103		05.09						
	2.0 16V	132		05.09		13.0470-7249.2	LD7249		24709 18,6 +	ATE
	2.0 dCi	110		08.09						
	2.0 dCi	118		04.09						
	1.4 16V	96		05.09		13.0470-2740.2	LD2740	- elektrische Feststellbremse ¹⁾	23554 16,2 /Zub/S	LUC
	1.5 dCi	63		08.09						
	1.5 dCi	66		05.09						
	1.5 dCi	78		05.09						
	1.5 dCi	81		02.09						
	↓									

¹⁾ - electric parking brake / - freno a mano elettrico / - frein à main électrique / - freno de mano eléctrico





RENAULT MEGANE III Grandtour (KZ_) (08-)											
	1.6 16V	74		05.09		13.0470-2740.2	LD2740		- elektrische Feststellbremse ¹⁾	23554 16,2 /Zub/S	LUC
	1.6 16V	81		05.09							
	1.6 16V Bifuel	81		11.08							
	1.9 dCi	96		05.09							
	2.0 16V	103		05.09							
	2.0 16V	132		05.09							
	2.0 dCi	110		08.09							
	2.0 dCi	118		04.09							
RENAULT SCENIC III (JZ_) (09-)											
	1.5 dCi	63		04.09	+ kurzer Radstand ²⁾	13.0470-7266.2	LD7266			24538 17,9 +	ATE
	1.5 dCi	81		04.09	+ kurzer Radstand ²⁾						
	1.6 16V	81		06.09	+ kurzer Radstand ²⁾						
	1.6 16V	82		04.09	+ kurzer Radstand ²⁾						
	1.4 16V	96		04.09		13.0470-7249.2	LD7249			24709 18,6 +	ATE
	1.5 dCi	70		11.10							
	1.5 dCi	78		04.09							
	1.6 16V	81		06.09	+ langer Radstand ³⁾						
	1.6 16V	82		04.09	+ langer Radstand ³⁾						
	1.9 dCi	96		04.09							
	2.0 16V	103		04.09							
	2.0 dCi	110		04.09	+ kurzer Radstand ²⁾						
	2.0 dCi	118		04.09	+ kurzer Radstand ²⁾						
	1.4 16V	96		04.09	- elektrische Feststellbremse ¹⁾	13.0470-2740.2	LD2740		+ kurzer Radstand ²⁾	23554 16,2 /Zub/S	LUC
	1.5 dCi	63		04.09	- elektrische Feststellbremse ¹⁾						
	1.5 dCi	70		11.10	- elektrische Feststellbremse ¹⁾						
	1.5 dCi	78		04.09	- elektrische Feststellbremse ¹⁾						
	1.5 dCi	81		04.09	- elektrische Feststellbremse ¹⁾						
	1.6 16V	81		06.09	- elektrische Feststellbremse ¹⁾						
	1.6 16V	82		04.09	- elektrische Feststellbremse ¹⁾						
	1.9 dCi	96		04.09	- elektrische Feststellbremse ¹⁾						
	2.0 16V	103		04.09	- elektrische Feststellbremse ¹⁾						
RENAULT GRAND SCENIC (JZ_) (09-)											
	1.5 dCi	63		04.09	+ kurzer Radstand ²⁾	13.0470-7266.2	LD7266			24538 17,9 +	ATE
	1.6 16V	81		02.09	+ kurzer Radstand ²⁾						
	1.4 16V	96		02.09		13.0470-7249.2	LD7249			24709 18,6 +	ATE
	1.5 dCi	70		11.10	+ langer Radstand ³⁾						
	1.5 dCi	78		02.09							
	1.5 dCi	81		04.09							
	1.6 16V	81		02.09	+ langer Radstand ³⁾						
	1.9 dCi	96		02.09							
	2.0 16V	103		02.09							
	2.0 dCi	110		02.09	+ kurzer Radstand ²⁾						
	2.0 dCi	118		04.09	+ kurzer Radstand ²⁾						
	1.4 16V	96		02.09	- elektrische Feststellbremse ¹⁾	13.0470-2740.2	LD2740		+ kurzer Radstand ²⁾	23554 16,2 /Zub/S	LUC
	1.5 dCi	63		04.09	- elektrische Feststellbremse ¹⁾						
	1.5 dCi	78		02.09	- elektrische Feststellbremse ¹⁾						
	1.6 16V	81		02.09	- elektrische Feststellbremse ¹⁾						
	1.9 dCi	96		02.09	- elektrische Feststellbremse ¹⁾						
	2.0 16V	103		02.09	- elektrische Feststellbremse ¹⁾						
ROVER 75-Serie (RJ) (99-04)											
	1.8	88		02.99	05.04	13.0470-3605.2	LD3605			20180 17,3 +/WE	ATE
	1.8 Turbo	110		05.03	05.04						
	2.0 CDT	85		02.99	05.04						
	2.0 CDTi	96		02.03	05.04						
	2.0 V6	110		02.99	05.04						
	2.5 V6	129		02.99	10.01						
	2.5 V6	130		08.01	05.04						
ROVER 75 Serie (RX) (04-)											
	1.8	88		04.04		13.0470-7155.2	LD7155		+ Scheibe 325X25 ⁴⁾	23183 20,3 +/WE	ATE
	1.8 Turbo	110		04.04							
	2.0 CDTi	96		04.04							
	2.5 V6	130		04.04							
	1.8	88		04.04		13.0470-3605.2	LD3605			20180 17,3 +/WE	ATE
	1.8 Turbo	110		04.04							
	2.0 CDTi	96		04.04							
	2.5 V6	130		04.04							
SAAB 9-3 Limousine (YS3F) (03-)											
	1.8 i	90		03.04	12.05 + 15" Rad ⁵⁾	13.0470-7172.2	LD7172			23402 20,1 +/WE	ATE
	1.8 i	90		03.04	12.05 + 16" Rad/ - Vector ⁶⁾						
	1.8 t	110		09.02	12.05 + 15" Rad ⁵⁾						
	1.8 t	110		09.02	12.05 + 16" Rad/ - Vector ⁶⁾						
	1.9 TiD	88		07.04	12.05 + 15" Rad ⁵⁾						
	1.9 TiD	88		07.04	12.05 + 16" Rad/ - Vector ⁶⁾						
	1.9 TiD	110		07.04	12.05 + 15" Rad ⁵⁾						
	1.9 TiD	110		07.04	12.05 + 16" Rad/ - Vector ⁶⁾						
	2.0 t			09.02	12.05 + 15" Rad ⁵⁾						
	2.0 t			09.02	12.05 + 16" Rad/ - Vector ⁶⁾						
	2.0 Turbo Performance			04.04	12.05 + 15" Rad ⁵⁾						
	2.2 TiD	92		09.02	12.05 + 15" Rad ⁵⁾						
	2.2 TiD	92		09.02	12.05 + 16" Rad/ - Vector ⁶⁾						
	1.8 i	90		01.06	12.08 - Vector	13.0470-7172.2	LD7172		+ 16" Rad/ + USA ⁷⁾	23402 20,1 +/WE	ATE
	1.8 i Vector	90		09.02	12.08						

¹⁾ - electric parking brake / - freno a mano elettrico / - frein à main électrique / - freno de mano eléctrico

²⁾ + short wheel base / + passo lungo / + empattement court / + distancia corta entre ejes


³⁾ + long wheel base / + passo lungo / + empattement long / + distancia larga entre ejes

⁴⁾ + disc 325X25 / + disco 325X25 / + disque 325X25 / + disco 325X25

⁵⁾ + 15" wheel / + ruota 15" / + roue 15" / + rueda 15"

⁶⁾ + 16" wheel/ - Vector / + ruota 16"/ - Vector / + roue 16"/ - Vector / + rueda 16"/ - Vector

⁷⁾ + 16" wheel, + USA / + ruota 16", + USA / + roue 16", + USA / + rueda 16", + USA



SAAB 9-3 Limousine (YS3F) (03-)

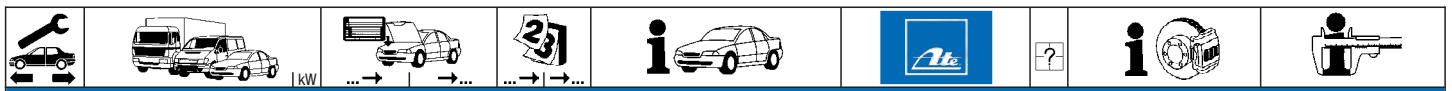
	1.8 t BioPower	110		01.07	12.08	13.0470-7172.2	LD7172	+ 16" Rad/ + USA ¹⁾	23402 20,1 +/WE	ATE	
	1.9 TiD	88		01.06	12.08						- Vector
	1.9 TiD	110		01.06	12.08						- Vector
	1.9 TiD Vector	88		07.04	12.08						
	1.9 TiD Vector	110		07.04	12.08						
	1.9 TTiD			07.07	12.08						- Vector
	1.9 TTiD			07.07	12.08						
	2.0 t			01.06	12.08						- Vector
	2.0 T Aero	154		09.02	12.08						
	2.0 t BioPower			01.07	12.08						
	2.0 t BioPower	145		06.07	12.08						
	2.0 t BioPower XWD			09.02	12.08						
	2.0 t Vector	129		09.02	12.08						
	2.0 t XWD			01.07	12.08						
	2.0 Turbo Performance			04.04	12.08						
	2.2 TiD	92		01.06	12.08						- Vector
	2.2 TiD Vector	92		09.02	12.08						
	2.8 T Aero	184		03.05	12.08						
	2.8 T Aero	188		07.07	12.08						
	2.8 T Aero	206		07.07	12.08						
2.8 T Aero V6 XWD	206		04.08	12.08							
2.8 Turbo V6			04.08	12.08							
	1.8 i	90		01.09		13.0470-7204.2	LD7204	+ 17" Rad ²⁾	23912 18,8 +	ATE	
	1.8 i Vector	90		01.09							- Vector
	1.8 t BioPower	110		01.09							
	1.9 TiD	88		01.09							- Vector
	1.9 TiD	110		01.09							- Vector
	1.9 TiD Vector	88		01.09							
	1.9 TiD Vector	110		01.09							
	1.9 TTiD			01.09							- Vector
	1.9 TTiD			01.09							
	2.0 t			01.09							- Vector
	2.0 T Aero	154		01.09							
	2.0 t BioPower			01.09							
	2.0 t BioPower	145		01.09							
	2.0 t BioPower XWD			01.09							
	2.0 t Vector	129		01.09							
	2.0 t XWD			01.09							
	2.0 Turbo Performance			01.09							
	2.2 TiD	92		01.09							- Vector
	2.2 TiD Vector	92		01.09							
	2.8 T Aero	184		01.09							
2.8 T Aero	188		01.09								
2.8 T Aero	206		01.09								
2.8 T Aero V6 XWD	206		01.09								
2.8 Turbo V6			01.09								
	1.8 i	90	76001222	03.04		13.0470-7194.2	LD7194	ersetzt Belag mit Federn ³⁾	23482 16,4 +	ATE	
	1.8 t	110	76001222	09.02							
	1.8 t BioPower	110	76001222	01.07							
	1.9 TiD	88	76001222	07.04							
	1.9 TiD	110	76001222	07.04							
	1.9 TTiD		76001222	07.07							
	2.0 t		76001222	09.02							
	2.0 T Aero	154	76001222	09.02							
	2.0 t BioPower		76001222	01.07							
	2.0 t BioPower	145	76001222	06.07							
	2.0 t BioPower XWD		76001222	09.02							
	2.0 t XWD		76001222	01.07							
	2.0 Turbo Performance		76001222	04.04							
	2.2 TiD	92	76001222	09.02							
	2.8 T Aero	184	76001222	03.05							
	2.8 T Aero	188	76001222	07.07							
	2.8 T Aero	206	76001222	07.07							
2.8 T Aero V6 XWD	206	76001222	04.08								
2.8 Turbo V6		76001222	04.08								
	1.8 i	90	76001223			13.0470-7194.2	LD7194		23482 16,4 +	ATE	
	1.8 t	110	76001223								
	1.8 t BioPower	110	76001223								
	1.9 TiD	88	76001223								
	1.9 TiD	110	76001223								
	1.9 TTiD		76001223								
	2.0 t		76001223								
	2.0 T Aero	154	76001223								
	2.0 t BioPower		76001223								
	2.0 t BioPower	145	76001223								
	2.0 t BioPower XWD		76001223								
	2.0 t XWD		76001223								
	2.0 Turbo Performance		76001223								
	2.2 TiD	92	76001223								
	2.8 T Aero	184	76001223								
	2.8 T Aero	188	76001223								
	2.8 T Aero	206	76001223								
2.8 T Aero V6 XWD	206	76001223									
2.8 Turbo V6		76001223									

¹⁾ + 16" wheel, + USA / + ruota 16", + USA / + roue 16", + USA / + rueda 16", + USA

²⁾ + 17" wheel / + ruota 17" / + roue 17" / + rueda 17"

³⁾ replaces pad with springs / sostituisce la guarnizione con molle / remplace la garniture avec ressorts / sustituye guarnición con resortes





SAAB 9-3 SportCombi (05-)

	1.8 i	90		03.05		13.0470-7172.2	LD7172	+ 15"/16" Rad ¹⁾	23402 20,1 +/WE	ATE
	1.8 t	110		03.05						
	1.8 t BioPower	110		01.07						
	1.8 t BioPower	129		07.07						
	1.9 TiD	88		03.05						
	1.9 TiD	110		03.05						
	1.9 TTiD			07.07						
	2.0	143		04.06	09.07					
	2.0 t			03.05						
	2.0 t BioPower			01.07						
	2.0 t BioPower	145		06.07						
	2.0 t BioPower	147		07.07						
	2.0 t BioPower XWD			01.07						
	2.0 t XWD			01.07						
	2.0 T			01.09		13.0470-7204.2	LD7204	+ 17" Rad ²⁾	23912 18,8 +	ATE
	2.0 T XWD	154		01.09						
	2.0 T XWD	177		03.09						
	2.8 T	184		01.09						
	2.8 T	188		01.09						
	2.8 T Aero	206		01.09						
	2.8 T Aero V6 XWD	206		01.09						
	2.8 Turbo V6	169		01.09						
	2.8 Turbo V6	203		01.09						
		1.8 i	90	76001222	03.05					
1.8 t		110	76001222	03.05						
1.8 t BioPower		110	76001222	01.07						
1.8 t BioPower		129	76001222	07.07						
1.9 TiD		88	76001222	03.05						
1.9 TiD		110	76001222	03.05						
1.9 TTiD			76001222	07.07						
2.0		143	76001222	04.06						
2.0 t			76001222	03.05						
2.0 T			76001222	03.05						
2.0 t BioPower			76001222	01.07						
2.0 t BioPower		145	76001222	06.07						
2.0 t BioPower		147	76001222	07.07						
2.0 t BioPower XWD			76001222	01.07						
2.0 t XWD			76001222	01.07						
2.0 T XWD		154	76001222	07.08						
2.0 T XWD		177	76001222	03.09						
2.8 T		184	76001222	03.05						
2.8 T		188	76001222	07.07						
2.8 T Aero		206	76001222	07.07						
2.8 T Aero V6 XWD	206	76001222	04.08							
2.8 Turbo V6	169	76001222	03.05							
2.8 Turbo V6	203	76001222	05.08							
	1.8 i	90	76001223			13.0470-7194.2	LD7194		23482 16,4 +	ATE
	1.8 t	110	76001223							
	1.8 t BioPower	110	76001223							
	1.8 t BioPower	129	76001223							
	1.9 TiD	88	76001223							
	1.9 TiD	110	76001223							
	1.9 TTiD		76001223							
	2.0 t		76001223							
	2.0 T		76001223							
	2.0 t BioPower		76001223							
	2.0 t BioPower	145	76001223							
	2.0 t BioPower	147	76001223							
	2.0 t BioPower XWD		76001223							
	2.0 t XWD		76001223							
	2.0 T XWD	154	76001223							
	2.0 T XWD	177	76001223							
	2.8 T	184	76001223							
	2.8 T	188	76001223							
	2.8 T Aero	206	76001223							
	2.8 T Aero V6 XWD	206	76001223							
2.8 Turbo V6	169	76001223								
2.8 Turbo V6	203	76001223								

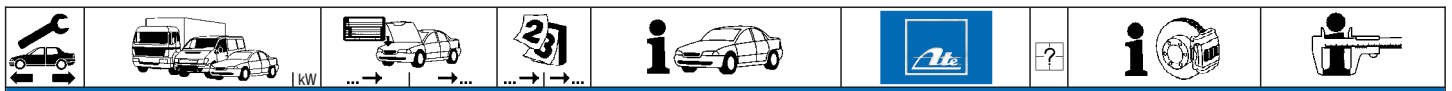
SAAB 9-3 Cabriolet (YS3D) (98-03)

	2.0 i	96		09.02	07.03	13.0470-7172.2	LD7172		23402 20,1 +/WE	ATE
	2.0 SE Turbo	147		09.02	07.03					
	2.0 T	113		09.02	07.03					
	2.0 T	136		09.02	07.03					
	2.0 T	151		09.02	07.03					
	2.0 Turbo	110		09.02	07.03					
	2.3 i	110		09.02	07.03					
	2.3 i	165		09.02	07.03					
	2.0 i	96		09.02	07.03	13.0470-7194.2	LD7194	ersetzt Belag mit Federn ³⁾	23482 16,4 +	ATE
	2.0 SE Turbo	147		09.02	07.03					
	2.0 T	113		09.02	07.03					
	2.0 T	136		09.02	07.03					
	2.0 T	151		09.02	07.03					
	2.0 Turbo	110		09.02	07.03					
	2.3 i	110		09.02	07.03					
	2.3 i	165		09.02	07.03					

¹⁾ + 15"/16" wheel / + ruota 15"/16" / + roue 15"/16" / + rueda 15"/16"

²⁾ + 17" wheel / + ruota 17" / + roue 17" / + rueda 17"

³⁾ replaces pad with springs / sostituisce la guarnizione con molle / remplace la garniture avec ressorts / sustituye guarnición con resortes



SAAB 9-3 Cabriolet (YS3F) (03-)

	1.8 t	110		08.03		13.0470-7172.2	LD7172	+ 15"/16" Rad ¹⁾	23402 20,1 +/WE	ATE
	1.8 t BioPower	110		01.07						
	1.8 t BioPower	129		07.07						
	1.9 TiD	110		01.06						
	1.9 TTiD			07.07						
	2.0	143		04.06	09.07					
	2.0 t			08.03						
	2.0 T			08.03						
	2.0 t BioPower			01.07						
	2.0 t BioPower			06.07						
2.0 t BioPower	147		07.07							
2.0 Turbo Performance	185		04.04							
2.0 T			08.03		+ USA	13.0470-7172.2	LD7172	+ 16" Rad ²⁾	23402 20,1 +/WE	ATE
2.0 Turbo Performance	185		04.04		+ USA					
2.0 T			01.09		- USA	13.0470-7204.2	LD7204	+ 17" Rad ³⁾	23912 18,8 +	ATE
2.0 Turbo Performance	185		01.09		- USA					
2.8 T	184		01.09							
2.8 T	221		01.09							
2.8 T Aero	188		01.09							
2.8 T V6 Aero			01.09							
	1.8 t	110	76001222	08.03		13.0470-7194.2	LD7194	ersetzt Belag mit Federn ⁴⁾	23482 16,4 +	ATE
	1.8 t BioPower	110	76001222	01.07						
	1.8 t BioPower	129	76001222	07.07						
	1.9 TiD	110	76001222	01.06						
	1.9 TTiD			07.07						
	2.0	143	76001222	04.06						
	2.0 t			08.03						
	2.0 T			08.03						
	2.0 t BioPower			01.07						
	2.0 t BioPower			06.07						
	2.0 t BioPower	147	76001222	07.07						
	2.0 Turbo Performance	185	76001222	04.04						
	2.8 T	184	76001222	02.06						
	2.8 T	221	76001222	10.08						
	2.8 T Aero	188	76001222	07.07						
2.8 T V6 Aero		76001222	06.08							
1.8 t	110	76001223				13.0470-7195.2	LD7195		23482 16,6 +	ATE
1.8 t BioPower	110	76001223								
1.8 t BioPower	129	76001223								
1.9 TiD	110	76001223								
1.9 TTiD		76001223								
2.0	143	76001223		09.07						
2.0 t		76001223								
2.0 T		76001223								
2.0 t BioPower		76001223								
2.0 t BioPower		76001223								
2.0 t BioPower	147	76001223								
2.0 Turbo Performance	185	76001223								
2.8 T	184	76001223								
2.8 T	221	76001223								
2.8 T Aero	188	76001223								
2.8 T V6 Aero		76001223								

SAAB 9-3 X (09-)

	1.9 TTiD	132		03.09		13.0470-7172.2	LD7172	+ 15"/16" Rad ¹⁾	23402 20,1 +/WE	ATE
	2.0 T BioPower XWD	120		01.11						
	2.0 T BioPower XWD	154		03.09						
	2.0 T BioPower XWD	162		01.11						
	2.0 T XWD	154		03.09						
	1.9 TTiD	132		03.09		13.0470-7204.2	LD7204	+ 17" Rad ³⁾	23912 18,8 +	ATE
	2.0 T BioPower XWD	120		01.11						
	2.0 T BioPower XWD	154		03.09						
	2.0 T BioPower XWD	162		01.11						
	2.0 T XWD	154		03.09						
	1.9 TTiD	132		03.09		13.0470-7195.2	LD7195		23482 16,6 +	ATE
	2.0 T BioPower XWD	120		01.11						
	2.0 T BioPower XWD	154		03.09						
	2.0 T BioPower XWD	162		01.11						
	2.0 T XWD	154		03.09						

SAAB 9-5 Limousine (YS3E) (97-10)

	1.9 TiD	110		01.06	02.10	13.0470-3605.2	LD3605		20180 17,3 +/WE	ATE
	2.0			07.00	02.10					
	2.0 t	110	X3025752		02.10					
	2.0 t BioPower	110		01.05	02.10					
	2.0 t BioPower	132		06.06	02.10					
	2.0 Turbo SE	141	X3025752		07.00					
	2.2 TiD	88		03.02	02.10					
	2.3 t	125	X3025752		02.10					
	2.3 T	134		04.08	02.10					
	2.3 t	136		01.01	02.10					
	2.3 T	162		07.03	02.10					
	2.3 T	188		04.08	02.10					
	2.3 T	191		11.05	02.10					
	2.3 T Aero	169		10.99	09.01					
	2.3 T Aero	184		09.01	02.10					
	2.3 T Aero	225		04.03	03.04					

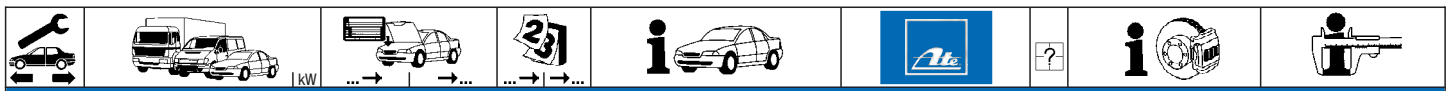
¹⁾ + 15"/16" wheel / + ruota 15"/16" / + roue 15"/16" / + rueda 15"/16"

²⁾ + 16" wheel / + ruota 16" / + roue 16" / + rueda 16"

³⁾ + 17" wheel / + ruota 17" / + roue 17" / + rueda 17"

⁴⁾ replaces pad with springs / sostituisce la guarnizione con molle / remplace la garniture avec ressorts / sustituye guarnición con resortes





SAAB 9-5 Limousine (YS3E) (97-10)

	2.3 t BioPower	136		01.07	02.10		13.0470-3605.2	LD3605		20180	17,3 +/WE	ATE
	2.3 t BioPower	152		11.06	02.10							
	2.3 t BioPower	154		01.07	02.10							
	3.0 t	147	X3025752		02.10							
	3.0 TiD	130		07.01	02.10							

SAAB 9-5 Kombi (YS3E) (98-10)

	1.9 TiD	110		01.06	02.10		13.0470-3605.2	LD3605		20180	17,3 +/WE	ATE
	1.9 TiD	129		01.07	02.10							
	2.0	136	X3025752		07.01							
	2.0 t		X3025752		02.10							
	2.0 t	110	X3025752		02.10							
	2.0 t BioPower		X3025752		02.10							
	2.0 t BioPower	110	X3025752		02.10							
	2.2 TiD	88		03.02	02.10							
	2.3	224		06.03	08.05							
	2.3 t	125	X3025752		02.10							
	2.3 t	136		01.01	02.10							
	2.3 T	162		07.03	02.10							
	2.3 T	188		04.08	02.10							
	2.3 T	191		01.06	02.10							
	2.3 T Aero	169		10.99	09.01							
	2.3 T Aero	184		09.01	02.10							
	2.3 T Aero	225		04.03	03.04							
	2.3 t BioPower	136	X3025752		02.10							
	2.3 t BioPower	152	X3025752		02.10							
	2.3 t BioPower	154	X3025752		02.10							
	3.0 t	147	X3025752		02.10							
	3.0 TiD	130		07.01	02.10							

SAAB 9-5 II (10-)















	1.6 T	132		03.10			13.0470-5611.2	LD5611	+ 16" Rad ¹⁾	24415	19,1 +/WK/Zub	MAN
	2.0 T	162		03.10								
	2.0 T BioPower	162		03.10								
	2.0 T BioPower XWD	162		03.10								
	2.0 T XWD	162		03.10								
	2.0 TiD	118		03.10								
	2.0 TTiD	140		03.10								
	2.0 TTiD XWD	140		03.10								
	2.8 T V6 XWD	221		03.10								
	1.6 T	132		03.10			13.0470-5612.2	LD5612	+ 17" Rad ²⁾	24412	19,0 +/WK/Zub	MAN
	2.0 T	162		03.10								
	2.0 T BioPower	162		03.10								
	2.0 T BioPower XWD	162		03.10								
	2.0 T XWD	162		03.10								
	2.0 TiD	118		03.10								
	2.0 TTiD	140		03.10								
	2.0 TTiD XWD	140		03.10								
	2.8 T V6 XWD	221		03.10								

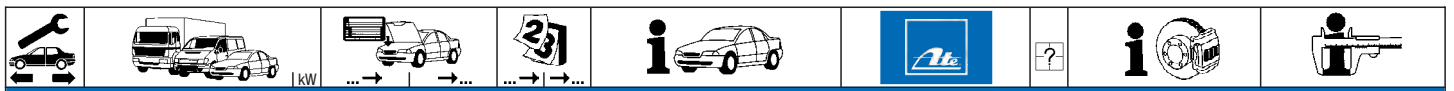
SEAT ALTEA (5P1) (04-)

	1.2 TSI	77		04.10		PR: 1ZF	13.0470-7117.2	LD7117		23131	19,6 +/WK	VW
	1.4 i 16V	63		05.06		PR: 1ZF						
	1.4 TSI	92		11.07		PR: 1ZF						
	1.6 i 16V	75		03.04		PR: 1ZF						
	1.6 LPG	75		09.09		PR: 1ZF						
	1.6 TDI			10.09		PR: 1ZF						
	1.8 TFSI	118		01.07		PR: 1ZF						
	1.9 TDI			03.04		PR: 1ZF						
	2.0 FSI	110		03.04		PR: 1ZF						
	2.0 i 16V	100		03.04		PR: 1ZF						
	2.0 TDI	100		03.04		PR: 1ZF						
	2.0 TDI	103		03.04		PR: 1ZF						
	2.0 TDI	125		03.06		PR: 1ZF						
	2.0 TFSI	147		03.06		PR: 1ZF						
	1.2 TSI	77		04.10		PR: 1ZA,1ZE,1LJ	13.0470-7184.2	LD7184		23587	20,6 +/WK	ATE
	1.4 i 16V	63		05.06		PR: 1ZA,1ZE,1LJ						
	1.4 TSI	92		11.07		PR: 1ZA,1ZE,1LJ						
	1.6 i 16V	75		03.04		PR: 1ZA,1ZE,1LJ						
	1.6 LPG	75		09.09		PR: 1ZA,1ZE,1LJ						
	1.6 TDI			10.09		PR: 1ZA,1ZE,1LJ						
	1.8 TFSI	118		01.07		PR: 1ZA,1ZE,1LJ						
	1.9 TDI			03.04		PR: 1ZA,1ZE,1LJ						
	2.0 FSI	110		03.04		PR: 1ZA,1ZE,1LJ						
	2.0 i 16V	100		03.04		PR: 1ZA,1ZE,1LJ						
	2.0 TDI	100		03.04		PR: 1ZA,1ZE,1LJ						
	2.0 TDI	103		03.04		PR: 1ZA,1ZE,1LJ						
	2.0 TDI	125		03.06		PR: 1ZA,1ZE,1LJ						
	2.0 TFSI	147		03.06		PR: 1ZA,1ZE,1LJ						
	1.2 TSI	77		04.10		PR: 1KD,1KQ,1KZ	13.0470-2894.2	LD2894		20961	17,4 /S	LUC
	1.4 i 16V	63		05.06		PR: 1KD,1KQ,1KZ						
	1.4 TSI	92		11.07		PR: 1KD,1KQ,1KZ						
	1.6 i 16V	75		03.04		PR: 1KD,1KQ,1KZ						
	1.6 LPG	75		09.09		PR: 1KD,1KQ,1KZ						
	1.6 TDI			10.09		PR: 1KD,1KQ,1KZ						
	1.8 TFSI	118		01.07		PR: 1KD,1KQ,1KZ						
	1.9 TDI			03.04		PR: 1KD,1KQ,1KZ						

¹⁾ + 16" wheel / + ruota 16" / + roue 16" / + rueda 16"

²⁾ + 17" wheel / + ruota 17" / + roue 17" / + rueda 17"

										
SEAT ALTEA (5P1) (04-)										
	2.0 FSI	110		03.04	PR: 1KD,1KQ,1KZ	13.0470-2894.2	LD2894		20961 17,4 /S	LUC
	2.0 i 16V	100		03.04	PR: 1KD,1KQ,1KZ					
	2.0 TDI	100		03.04	PR: 1KD,1KQ,1KZ					
	2.0 TDI	103		03.04	PR: 1KD,1KQ,1KZ					
	2.0 TDI	125		03.06	PR: 1KD,1KQ,1KZ					
	2.0 TFSI	147		03.06	PR: 1KD,1KQ,1KZ					
	1.2 TSI	77		04.10	PR: 1KD,1KQ,1KZ	13.0470-2880.2	LD2880		23914 17,1 /WE/S	LUC
	1.4 i 16V	63		05.06	PR: 1KD,1KQ,1KZ					
	1.4 TSI	92		11.07	PR: 1KD,1KQ,1KZ					
	1.6 i 16V	75		03.04	PR: 1KD,1KQ,1KZ					
	1.6 LPG	75		09.09	PR: 1KD,1KQ,1KZ					
	1.6 TDI			10.09	PR: 1KD,1KQ,1KZ					
	1.8 TFSI	118		01.07	PR: 1KD,1KQ,1KZ					
	1.9 TDI			03.04	PR: 1KD,1KQ,1KZ					
2.0 FSI	110		03.04	PR: 1KD,1KQ,1KZ						
2.0 i 16V	100		03.04	PR: 1KD,1KQ,1KZ						
2.0 TDI	100		03.04	PR: 1KD,1KQ,1KZ						
2.0 TDI	103		03.04	PR: 1KD,1KQ,1KZ						
2.0 TDI	125		03.06	PR: 1KD,1KQ,1KZ						
2.0 TFSI	147		03.06	PR: 1KD,1KQ,1KZ						
SEAT ALTEA XL (5P5) (06-)										
	1.2 TSI	77		04.10	PR: 1ZF	13.0470-7117.2	LD7117		23131 19,6 +/WK	VW
	1.4 i 16V	63		05.08	PR: 1ZF					
	1.4 TSI	92		11.07	PR: 1ZF					
	1.6 i 16V	75		10.06	PR: 1ZF					
	1.6 LPG	75		09.09	PR: 1ZF					
	1.6 TDI			10.09	PR: 1ZF					
	1.8 TFSI	118		10.06	PR: 1ZF					
	1.9 TDI			10.06	PR: 1ZF					
	2.0 FSI	110		10.06	PR: 1ZF					
	2.0 TDI			10.06	PR: 1ZF					
	2.0 TDI	125		10.06	PR: 1ZF					
	2.0 TDI 4x4			06.07	PR: 1ZF					
	2.0 TFSI 4x4			06.07	PR: 1ZF					
	1.2 TSI	77		04.10	PR: 1ZA,1ZE,1LJ	13.0470-7184.2	LD7184		23587 20,6 +/WK	ATE
1.4 i 16V	63		05.08	PR: 1ZA,1ZE,1LJ						
1.4 TSI	92		11.07	PR: 1ZA,1ZE,1LJ						
1.6 i 16V	75		10.06	PR: 1ZA,1ZE,1LJ						
1.6 LPG	75		09.09	PR: 1ZA,1ZE,1LJ						
1.6 TDI			10.09	PR: 1ZA,1ZE,1LJ						
1.8 TFSI	118		10.06	PR: 1ZA,1ZE,1LJ						
1.9 TDI			10.06	PR: 1ZA,1ZE,1LJ						
2.0 FSI	110		10.06	PR: 1ZA,1ZE,1LJ						
2.0 TDI			10.06	PR: 1ZA,1ZE,1LJ						
2.0 TDI	125		10.06	PR: 1ZA,1ZE,1LJ						
2.0 TDI 4x4			06.07	PR: 1ZA,1ZE,1LJ						
2.0 TFSI 4x4			06.07	PR: 1ZA,1ZE,1LJ						
	1.2 TSI	77		04.10	PR: 1KD,1KQ,1KZ	13.0470-2894.2	LD2894		20961 17,4 /S	LUC
	1.4 i 16V	63		05.08	PR: 1KD,1KQ,1KZ					
	1.4 TSI	92		11.07	PR: 1KD,1KQ,1KZ					
	1.6 i 16V	75		10.06	PR: 1KD,1KQ,1KZ					
	1.6 LPG	75		09.09	PR: 1KD,1KQ,1KZ					
	1.6 TDI			10.09	PR: 1KD,1KQ,1KZ					
	1.8 TFSI	118		10.06	PR: 1KD,1KQ,1KZ					
	1.9 TDI			10.06	PR: 1KD,1KQ,1KZ					
	2.0 FSI	110		10.06	PR: 1KD,1KQ,1KZ					
	2.0 TDI			10.06	PR: 1KD,1KQ,1KZ					
	2.0 TDI	125		10.06	PR: 1KD,1KQ,1KZ					
	2.0 TDI 4x4			06.07	PR: 1KD,1KQ,1KZ					
	2.0 TFSI 4x4			06.07	PR: 1KD,1KQ,1KZ					
	1.2 TSI	77		04.10	PR: 1KD,1KQ,1KZ	13.0470-2880.2	LD2880		23914 17,1 /WE/S	LUC
1.4 i 16V	63		05.08	PR: 1KD,1KQ,1KZ						
1.4 TSI	92		11.07	PR: 1KD,1KQ,1KZ						
1.6 i 16V	75		10.06	PR: 1KD,1KQ,1KZ						
1.6 LPG	75		09.09	PR: 1KD,1KQ,1KZ						
1.6 TDI			10.09	PR: 1KD,1KQ,1KZ						
1.8 TFSI	118		10.06	PR: 1KD,1KQ,1KZ						
1.9 TDI			10.06	PR: 1KD,1KQ,1KZ						
2.0 FSI	110		10.06	PR: 1KD,1KQ,1KZ						
2.0 TDI			10.06	PR: 1KD,1KQ,1KZ						
2.0 TDI	125		10.06	PR: 1KD,1KQ,1KZ						
2.0 TDI 4x4			06.07	PR: 1KD,1KQ,1KZ						
2.0 TFSI 4x4			06.07	PR: 1KD,1KQ,1KZ						
SEAT AROSA (6H) (97-05)										
	1.4 i 16V	74		10.99	04.05	13.0470-2820.2	LD2820		20961 17,2 /S	LUC
SEAT CORDOBA II (6K2) (99-02)										
	1.8 T 20V	115		07.00	09.02	13.0470-2820.2	LD2820		20961 17,2 /S	LUC
	1.9 TDI	81		06.99	09.02					



SEAT CORDOBA III (6L2) (02-09)

	1.2 i	47		10.02	06.09	PR: 1LQ,1ZF	13.0470-7111.2	LD7111		23130 19,6 +	VW
	1.4 i 16V			10.02	06.09	PR: 1LQ,1ZF					
	1.4 i 16V	74		10.02	06.09	PR: 1LQ,1ZF					
	1.4 TDI			10.02	06.09	PR: 1LQ,1ZF					
	1.6 i 16V			02.03	06.09	PR: 1LQ,1ZF					
	1.9 SDI	47		10.02	06.09	PR: 1LQ,1ZF					
	1.9 TDI	74		10.02	06.09	PR: 1LQ,1ZF					
	1.9 TDI	96		10.02	06.09	PR: 1LQ,1ZF					
	2.0 i 16V	85		10.02	06.09	PR: 1LQ,1ZF					
	1.2 i	47		10.02	06.09	PR: 1LN,1ZH	13.0470-2884.2	LD2884		23843 18,8 +/WK/S	LUC
	1.4 i 16V			10.02	06.09	PR: 1LN,1ZH					
	1.4 i 16V	74		10.02	06.09	PR: 1LN,1ZH					
	1.4 TDI			10.02	06.09	PR: 1LN,1ZH					
	1.6 i 16V			02.03	06.09	PR: 1LN,1ZH					
	1.9 SDI	47		10.02	06.09	PR: 1LN,1ZH					
	1.9 TDI	74		10.02	06.09	PR: 1LN,1ZH					
	1.9 TDI	96		10.02	06.09	PR: 1LN,1ZH					
	2.0 i 16V	85		10.02	06.09	PR: 1LN,1ZH					
	1.2 i	47		10.02	06.09		13.0470-2820.2	LD2820		20961 17,2 /S	LUC
	1.4 i 16V			10.02	06.09						
	1.4 i 16V	74		10.02	06.09						
	1.4 TDI			10.02	06.09						
	1.6 i 16V			02.03	06.09						
	1.9 SDI	47		10.02	06.09						
	1.9 TDI	74		10.02	06.09						
	1.9 TDI	96		10.02	06.09						
	2.0 i 16V	85		10.02	06.09						

SEAT EXEO / ST (09-)

	1.6 i 16V	75		04.09		PR: 1LA	13.0470-7201.2	LD7201		23763 20,3 +/WK	ATE
	1.8 TFSI	110		04.09		PR: 1LA					
	1.8 TSI	88		09.10		PR: 1LA					
	1.8 TSI	118		05.10		PR: 1LA					
	2.0 TDI	88		04.09		PR: 1LA					
	2.0 TDI	105		04.09		PR: 1LA					
	2.0 TDI	125		04.09		PR: 1LA					
	2.0 TFSI			04.09		PR: 1LA					
	2.0 TFSI			04.09		PR: 1LA					
	1.6 i 16V	75		04.09		PR: 1LB,1LT	13.0470-7110.2	LD7110		23018 20,3 +/WK	ATE
	1.8 TFSI	110		04.09		PR: 1LB,1LT					
	1.8 TSI	88		09.10		PR: 1LB,1LT					
	1.8 TSI	118		05.10		PR: 1LB,1LT					
	2.0 TDI	88		04.09		PR: 1LB,1LT					
	2.0 TDI	105		04.09		PR: 1LB,1LT					
	2.0 TDI	125		04.09		PR: 1LB,1LT					
	2.0 TFSI			04.09		PR: 1LB,1LT					
	2.0 TFSI			04.09		PR: 1LB,1LT					
	1.6 i 16V	75		04.09		PR: 1LZ	13.0470-2837.2	LD2837		21945 19,6 +/WK/S	LUC
	1.8 TFSI	110		04.09		PR: 1LZ					
	1.8 TSI	88		09.10		PR: 1LZ					
	1.8 TSI	118		05.10		PR: 1LZ					
	2.0 TDI	88		04.09		PR: 1LZ					
	2.0 TDI	105		04.09		PR: 1LZ					
	2.0 TDI	125		04.09		PR: 1LZ					
	2.0 TFSI			04.09		PR: 1LZ					
	2.0 TFSI			04.09		PR: 1LZ					
	1.6 i 16V	75		04.09		PR: 1KD,1KP	13.0470-2886.2	LD2886		20961 16,2 /S	LUC
	1.8 TFSI	110		04.09		PR: 1KD,1KP					
	1.8 TSI	88		09.10		PR: 1KD,1KP					
	1.8 TSI	118		05.10		PR: 1KD,1KP					
	2.0 TDI	88		04.09		PR: 1KD,1KP					
	2.0 TDI	105		04.09		PR: 1KD,1KP					
	2.0 TDI	125		04.09		PR: 1KD,1KP					
	2.0 TFSI			04.09		PR: 1KD,1KP					
	2.0 TFSI			04.09		PR: 1KD,1KP					
	1.6 i 16V	75		04.09		PR: 1KW	13.0470-2887.2	LD2887		23914 17,1 /WE/S	LUC
	1.8 TFSI	110		04.09		PR: 1KW					
	1.8 TSI	88		09.10		PR: 1KW					
	1.8 TSI	118		05.10		PR: 1KW					
	2.0 TDI	88		04.09		PR: 1KW					
	2.0 TDI	105		04.09		PR: 1KW					
	2.0 TDI	125		04.09		PR: 1KW					
	2.0 TFSI			04.09		PR: 1KW					
	2.0 TFSI			04.09		PR: 1KW					

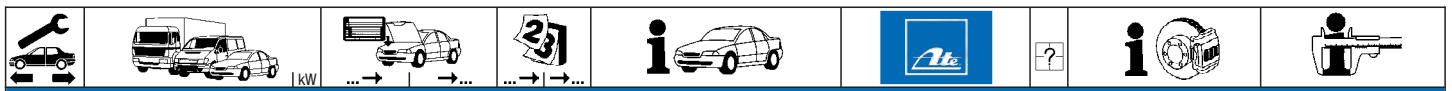
SEAT IBIZA II (93-99)

	1.0 i			02.93	07.99	PR: 1KK	13.0470-2820.2	LD2820		20961 17,2 /S	LUC
	1.3 i			02.93	07.99	PR: 1KK					
	1.4 i			09.93	07.99	PR: 1KK					
	1.4 i 16V	74		09.96	07.99	PR: 1KK					
	1.6 i			02.93	07.99	PR: 1KK					
	1.7 SDI			07.97	07.99	PR: 1KK					
	1.8 i			02.93	07.99	PR: 1KK					
	1.8 i 16V			02.94	07.99	PR: 1KK					
	1.9 D			02.93	07.99	PR: 1KK					
	1.9 SDI			09.95	07.99	PR: 1KK					
	1.9 TD			02.93	07.99	PR: 1KK					
	1.9 TDI	66		07.96	07.99	PR: 1KK					
	1.9 TDI	81		03.97	07.99	PR: 1KK					
	2.0 i			02.93	07.99	PR: 1KK					
	2.0 i 16V Cupra 2			07.96	07.99	PR: 1KK					

SEAT IBIZA III (6K1) (99-02)		SEAT IBIZA IV (6L1) (02-10)		SEAT IBIZA V / ST / SPORTCOUPE (08-)						
 1.0 i 1.4 i 1.4 i 16V 1.6 i 1.8 i Cupra R 1.8 T 20V 1.9 SDI 1.9 TDI 1.9 TDI	44	08.99	01.02	PR: 1KE,1KK,1KQ	13.0470-2820.2 LD2820	20961 17,2 /S	LUC			
	132	08.99	01.02	PR: 1KE,1KK,1KQ						
	115	08.99	01.02	PR: 1KE,1KK,1KQ						
	66	04.01	01.02	PR: 1KE,1KK,1KQ						
	81	07.00	01.02	PR: 1KE,1KK,1KQ						
		08.99	01.02	PR: 1KE,1KK,1KQ						
		08.99	01.02	PR: 1KE,1KK,1KQ						
		08.99	01.02	PR: 1KE,1KK,1KQ						
 1.2 1.2 i 1.2 i 12V 1.4 i 16V 1.4 i 16V 1.4 i 16V 1.4 TDI 1.4 TDI 1.4 TDI 1.6 i 16V 1.8 T FR 1.9 SDI 1.9 TDI 1.9 TDI 1.9 TDI Cupra R 1.9 TDI Cupra R 2.0 1.2 1.2 i 1.2 i 12V 1.4 i 16V 1.4 i 16V 1.4 i 16V 1.4 TDI 1.4 TDI 1.4 TDI 1.6 i 16V 1.8 T FR 1.9 SDI 1.9 TDI 1.9 TDI 1.9 TDI Cupra R 1.9 TDI Cupra R 2.0 1.8 T Cupra R	44	06.07	05.08	PR: 1LQ,1ZF	13.0470-7111.2 LD7111	23130 19,6 +	VW			
	47	02.02	02.10	PR: 1LQ,1ZF						
	51	05.06	02.10	PR: 1LQ,1ZF						
	55	02.02	02.10	PR: 1LQ,1ZF						
	63	05.06	02.10	PR: 1LQ,1ZF						
	74	02.02	02.10	PR: 1LQ,1ZF						
	51	05.05	02.10	PR: 1LQ,1ZF						
	55	02.02	02.10	PR: 1LQ,1ZF						
	59	05.05	02.10	PR: 1LQ,1ZF						
	110	02.03	02.10	PR: 1LQ,1ZF						
	47	12.03	02.10	PR: 1LQ,1ZF						
	74	02.02	02.10	PR: 1LQ,1ZF						
	96	02.02	02.10	PR: 1LQ,1ZF						
	110	01.04	02.10	PR: 1LQ,1ZF						
	118	03.04	02.08	PR: 1LQ,1ZF						
	85	04.02	02.10	PR: 1LQ,1ZF						
	44	06.07	05.08	PR: 1LN,1ZH				13.0470-2884.2 LD2884	23843 18,8 +/WK/S	LUC
	47	02.02	02.10	PR: 1LN,1ZH						
	51	05.06	02.10	PR: 1LN,1ZH						
	55	02.02	02.10	PR: 1LN,1ZH						
	63	05.06	02.10	PR: 1LN,1ZH						
	74	02.02	02.10	PR: 1LN,1ZH						
	51	05.05	02.10	PR: 1LN,1ZH						
	55	02.02	02.10	PR: 1LN,1ZH						
	59	05.05	02.10	PR: 1LN,1ZH						
	110	02.03	02.10	PR: 1LN,1ZH						
	47	12.03	02.10	PR: 1LN,1ZH						
	74	02.02	02.10	PR: 1LN,1ZH						
	96	02.02	02.10	PR: 1LN,1ZH						
	110	01.04	02.10	PR: 1LN,1ZH						
118	03.04	02.08	PR: 1LN,1ZH							
85	04.02	02.10	PR: 1LN,1ZH							
132	01.04	02.10		13.0470-7081.2 LD7081	21911 20,3 +	ATE				
44	06.07	05.08		13.0470-2820.2 LD2820	20961 17,2 /S	LUC				
47	02.02	02.10		13.0470-2877.2 LD2877	23554 17,2 +/WK/S	LUC				
51	05.06	02.10								
55	02.02	02.10								
63	05.06	02.10								
74	02.02	02.10								
51	05.05	02.10								
55	02.02	02.10								
59	05.05	02.10								
132	02.03	02.10								
110	01.04	02.10								
47	12.03	02.10								
74	02.02	02.10								
96	02.02	02.10								
110	01.04	02.10								
118	03.04	02.08								
85	04.02	02.10								
 1.2 1.2 1.2 TDI 1.2 TSI 1.4 i 16V 1.4 TDI 1.4 TSI FR 1.6 i 16V 1.6 LPG 1.6 TDI 1.6 TDI 1.9 TDI 1.9 TDI 2.0 2.0 TDI	44	07.09		PR: 1LQ,1LR,1ZG	13.0470-7111.2 LD7111	+ 14" Rad ¹⁾	23130 19,6 +	VW		
	51	07.08		PR: 1LQ,1LR,1ZG						
	55	04.10		PR: 1LQ,1LR,1ZG						
	77	09.10		PR: 1LQ,1LR,1ZG						
	63	07.08		PR: 1LQ,1LR,1ZG						
	59	07.08		PR: 1LQ,1LR,1ZG						
	110	06.09		PR: 1LQ,1LR,1ZG						
	77	07.08		PR: 1LQ,1LR,1ZG						
	60	05.11		PR: 1LQ,1LR,1ZG						
	66	06.09		PR: 1LQ,1LR,1ZG						
	77	06.09		PR: 1LQ,1LR,1ZG						
	66	07.08		PR: 1LQ,1LR,1ZG						
	77	07.08		PR: 1LQ,1LR,1ZG						
	85	10.08		PR: 1LQ,1LR,1ZG						
	105	01.10		PR: 1LQ,1LR,1ZG						
	44 6J-9-000 001								13.0470-7184.2 LD7184	+ 15" Rad ²⁾
51 6J-9-000 001										
55 6J-9-000 001										
77 6J-9-000 001										
63 6J-9-000 001										
59 6J-9-000 001										

¹⁾ + 14" wheel / + ruota 14" / + roue 14" / + rueda 14"

²⁾ + 15" wheel / + ruota 15" / + roue 15" / + rueda 15"



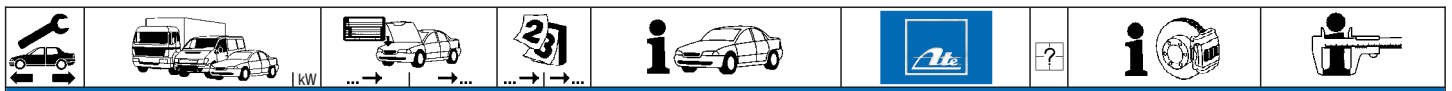
SEAT IBIZA V / ST / SPORTCOUPE (08-)

	1.4 TSI FR	110	6J-9-000 001					13.0470-7184.2	LD7184	+ 15" Rad ¹⁾	23587 20,6 +/WK	ATE	
	1.6 i 16V	77	6J-9-000 001										
	1.6 LPG	60	6J-9-000 001										
	1.6 TDI	66	6J-9-000 001										
	1.6 TDI	77	6J-9-000 001										
	1.9 TDI	66	6J-9-000 001										
	1.9 TDI	77	6J-9-000 001										
	2.0	85	6J-9-000 001										
	2.0 TDI	105	6J-9-000 001										
	1.2	44			07.09	PR: 1KK,1KT		13.0470-2820.2	LD2820		20961 17,2 /S	LUC	
	1.2	51			07.08	PR: 1KK,1KT							
	1.2 TDI	55			04.10	PR: 1KK,1KT							
	1.2 TSI	77			09.10	PR: 1KK,1KT							
	1.4 i 16V	63			07.08	PR: 1KK,1KT							
	1.4 TDI	59			07.08	PR: 1KK,1KT							
	1.4 TSI Cupra	132			06.09	PR: 1KK,1KT							
	1.4 TSI FR	110			06.09	PR: 1KK,1KT							
	1.6 i 16V	77			07.08	PR: 1KK,1KT							
	1.6 LPG	60			05.11	PR: 1KK,1KT							
	1.6 TDI	66			06.09	PR: 1KK,1KT							
	1.6 TDI	77			06.09	PR: 1KK,1KT							
	1.9 TDI	66			07.08	PR: 1KK,1KT							
	1.9 TDI	77			07.08	PR: 1KK,1KT							
	2.0	85			10.08	PR: 1KK,1KT							
2.0 TDI	105			01.10	PR: 1KK,1KT								
1.4 TSI Cupra	132			06.09	PR: 1KP			13.0470-2894.2	LD2894		20961 17,4 /S	LUC	

SEAT LEON I (1M1) (99-05)

	1.4 i 16V			1M-YR006 417	11.99	PR: 1LQ,1LS		13.0470-7111.2	LD7111		23130 19,6 +	VW	
	1.6 i 16V			1M-YR006 417	11.99	PR: 1LQ,1LS							
	1.8 20V T	132		1M-YR006 417	11.99	PR: 1LQ,1LS							
	1.8 20V T 4x4	132		1M-YR006 417	11.99	PR: 1LQ,1LS							
	1.8 i 20V	92		1M-YR006 417	11.99	PR: 1LQ,1LS							
	1.8 T 4x4	154		1M-YR006 417	05.02	PR: 1LQ,1LS							
	1.9 SDI	50		1M-YR006 417	11.99	PR: 1LQ,1LS							
	1.9 TDI			1M-YR006 417	11.99	PR: 1LQ,1LS							
	1.9 TDI			1M-YR006 417	11.99	PR: 1LQ,1LS							
	1.9 TDI	96		1M-YR006 417	05.03	PR: 1LQ,1LS							
	1.9 TDI	110		1M-YR006 417	02.01	PR: 1LQ,1LS							
	1.9 TDI Syncro	110		1M-YR006 417	05.02	PR: 1LQ,1LS							
	2.3 VR5	110		1M-YR006 417	09.00	PR: 1LQ,1LS							
	2.8	150		1M-YR006 417	05.02	PR: 1LQ,1LS							
		1.4 i 16V			1M-YR006 418	07.05	PR: 1LS		13.0470-7117.2	LD7117		23131 19,6 +/WK	VW
1.6 i 16V				1M-YR006 418	07.05	PR: 1LS							
1.8 20V T		132		1M-YR006 418	07.05	PR: 1LS							
1.8 20V T 4x4		132		1M-YR006 418	07.05	PR: 1LS							
1.8 i 20V		92		1M-YR006 418	07.05	PR: 1LS							
1.8 T 4x4		154		1M-YR006 418	07.05	PR: 1LS							
1.9 SDI		50		1M-YR006 418	07.05	PR: 1LS							
1.9 TDI				1M-YR006 418	07.05	PR: 1LS							
1.9 TDI				1M-YR006 418	07.05	PR: 1LS							
1.9 TDI		96		1M-YR006 418	07.05	PR: 1LS							
1.9 TDI		110		1M-YR006 418	07.05	PR: 1LS							
1.9 TDI Syncro		110		1M-YR006 418	07.05	PR: 1LS							
2.3 VR5		110		1M-YR006 418	07.05	PR: 1LS							
2.8		150		1M-YR006 418	07.05	PR: 1LS							
		1.4 i 16V				11.99	07.05	PR: 1LE	13.0470-7081.2	LD7081		21911 20,3 +	ATE
	1.6 i 16V				11.99	07.05	PR: 1LE						
	1.8 20V T	132			11.99	07.05	PR: 1LE						
	1.8 20V T 4x4	132			11.99	07.05	PR: 1LE						
	1.8 i 20V	92			11.99	07.05	PR: 1LE						
	1.9 SDI	50			11.99	07.05	PR: 1LE						
	1.9 TDI				11.99	07.05	PR: 1LE						
	1.9 TDI				11.99	07.05	PR: 1LE						
	1.9 TDI	96			05.03	07.05	PR: 1LE						
	1.9 TDI	110			02.01	07.05	PR: 1LE						
	1.9 TDI Syncro	110			05.02	07.05	PR: 1LE						
	2.3 VR5	110			09.00	07.05	PR: 1LE						
	2.8	150			05.02	07.05	PR: 1LE						
		1.4 i 16V				11.99	07.05	PR: 1LJ,1ZQ	13.0470-7122.2	LD7122		23392 20,3 +/WK	ATE
		1.6 i 16V				11.99	07.05	PR: 1LJ,1ZQ					
1.8 20V T		132			11.99	07.05	PR: 1LJ,1ZQ						
1.8 20V T 4x4		132			11.99	07.05	PR: 1LJ,1ZQ						
1.8 i 20V		92			11.99	07.05	PR: 1LJ,1ZQ						
1.8 T Cupra R		154			05.02	07.05	PR: 1LT						
1.8 T Cupra R		165			07.03	07.05	PR: 1LT						
1.9 SDI		50			11.99	07.05	PR: 1LJ,1ZQ						
1.9 TDI					11.99	07.05	PR: 1LJ,1ZQ						
1.9 TDI					11.99	07.05	PR: 1LJ,1ZQ						
1.9 TDI		96			05.03	07.05	PR: 1LJ,1ZQ						
1.9 TDI		110			02.01	07.05	PR: 1LJ,1ZQ						
1.9 TDI Syncro		110			05.02	07.05	PR: 1LJ,1ZQ						
2.3 VR5		110			09.00	07.05	PR: 1LJ,1ZQ						
2.8		150			05.02	07.05	PR: 1LJ,1ZQ						
2.8 i Cupra 4x4	150			02.01	07.05	PR: 1LT							

¹⁾ + 15" wheel / + ruota 15" / + roue 15" / + rueda 15"



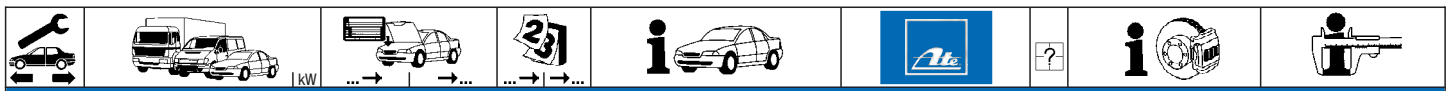
SEAT LEON I (1M1) (99-05)

	1.4 i 16V 1.6 i 16V 1.8 20V T 132 1.8 20V T 4x4 132 1.8 i 20V 92 1.8 T 4x4 154 1.9 SDI 50 1.9 TDI 1.9 TDI 96 1.9 TDI 110 1.9 TDI Syncro 110 2.3 VR5 110 2.8 150		11.99 07.05 PR: 1KK,1KP,1KQ 11.99 07.05 PR: 1KK,1KP,1KQ 11.99 07.05 PR: 1KK,1KP,1KQ 11.99 07.05 PR: 1KK,1KP,1KQ 05.02 07.05 PR: 1KK,1KP,1KQ 11.99 07.05 PR: 1KK,1KP,1KQ 11.99 07.05 PR: 1KK,1KP,1KQ 11.99 07.05 PR: 1KK,1KP,1KQ 05.03 07.05 PR: 1KK,1KP,1KQ 02.01 07.05 PR: 1KK,1KP,1KQ 05.02 07.05 PR: 1KK,1KP,1KQ 09.00 07.05 PR: 1KK,1KP,1KQ 05.02 07.05 PR: 1KK,1KP,1KQ	13.0470-2820.2 LD2820		20961 17,2 /S LUC
	1.4 i 16V 1.6 i 16V 1.8 20V T 132 1.8 20V T 4x4 132 1.8 i 20V 92 1.8 T 4x4 154 1.8 T Cupra R 154 1.8 T Cupra R 165 1.9 SDI 50 1.9 TDI 1.9 TDI 96 1.9 TDI 110 1.9 TDI Syncro 110 2.3 VR5 110 2.8 150 2.8 i Cupra 4x4 150		11.99 07.05 PR: 1KY,2EE 11.99 07.05 PR: 1KY,2EE 11.99 07.05 PR: 1KY,2EE 11.99 07.05 PR: 1KY,2EE 05.02 07.05 PR: 1KY,2EE 05.02 07.05 PR: 1KY,2EM 07.03 07.05 PR: 1KY,2EM 11.99 07.05 PR: 1KY,2EE 11.99 07.05 PR: 1KY,2EE 05.03 07.05 PR: 1KY,2EE 02.01 07.05 PR: 1KY,2EE 05.02 07.05 PR: 1KY,2EE 09.00 07.05 PR: 1KY,2EE 05.02 07.05 PR: 1KY,2EE 02.01 07.05 PR: 1KY,2EM	13.0470-2886.2 LD2886		20961 16,2 /S LUC

SEAT LEON II (1P1) (05-)

	1.2 TSI 77 1.4 i 16V 55 1.4 i 16V 63 1.4 TSI 92 1.6 i 75 1.6 i 16V 77 1.6 LPG 75 1.6 TDI 66 1.6 TDI Ecomotive 77 1.8 T 20V 132 1.8 T 20V 165 1.8 TSI 118 1.9 TDI 1.9 TDI 81 1.9 TDI 110 2.0 FSI 110 2.0 i 16V 100 2.0 TDI 2.0 TDI 125 2.0 TFSI 2.0 TFSI 136		02.10 PR: 1ZF,1ZM 08.05 PR: 1ZF,1ZM 06.06 PR: 1ZF,1ZM 11.07 PR: 1ZF,1ZM 08.05 PR: 1ZF,1ZM 08.05 PR: 1ZF,1ZM 12.09 PR: 1ZF,1ZM 11.10 PR: 1ZF,1ZM 02.10 PR: 1ZF,1ZM 08.05 PR: 1ZF,1ZM 08.05 PR: 1ZF,1ZM 06.07 PR: 1ZF,1ZM 08.05 PR: 1ZF,1ZM 08.05 PR: 1ZF,1ZM 08.05 PR: 1ZF,1ZM 08.05 PR: 1ZF,1ZM 02.06 PR: 1ZF,1ZM 09.05 PR: 1ZF,1ZM 11.06 PR: 1ZF,1ZM 08.05 PR: 1ZF,1ZM	13.0470-7117.2 LD7117		23131 19,6 +/WK VW
	1.2 TSI 77 1.4 i 16V 55 1.4 i 16V 63 1.4 TSI 92 1.6 i 75 1.6 i 16V 77 1.6 LPG 75 1.6 TDI 66 1.6 TDI Ecomotive 77 1.8 T 20V 132 1.8 T 20V 165 1.8 TSI 118 1.9 TDI 1.9 TDI 81 1.9 TDI 110 2.0 FSI 110 2.0 i 16V 100 2.0 TDI 2.0 TDI 125 2.0 TFSI 2.0 TFSI 136		02.10 PR: 1ZE,1LJ 08.05 PR: 1ZE,1LJ 06.06 PR: 1ZE,1LJ 11.07 PR: 1ZE,1LJ 08.05 PR: 1ZE,1LJ 08.05 PR: 1ZE,1LJ 12.09 PR: 1ZE,1LJ 11.10 PR: 1ZE,1LJ 02.10 PR: 1ZE,1LJ 08.05 PR: 1ZE,1LJ 08.05 PR: 1ZE,1LJ 06.07 PR: 1ZE,1LJ 08.05 PR: 1ZE,1LJ 08.05 PR: 1ZE,1LJ 08.05 PR: 1ZE,1LJ 08.05 PR: 1ZE,1LJ 08.05 PR: 1ZE,1LJ 02.06 PR: 1ZE,1LJ 09.05 PR: 1ZE,1LJ 11.06 PR: 1ZE,1LJ 08.05 PR: 1ZE,1LJ	13.0470-7184.2 LD7184		23587 20,6 +/WK ATE
	1.2 TSI 77 1.4 i 16V 55 1.4 i 16V 63 1.4 TSI 92 1.6 i 75 1.6 i 16V 77 1.6 LPG 75 1.6 TDI 66 1.6 TDI Ecomotive 77 1.8 T 20V 132		02.10 PR: 1LU 08.05 PR: 1LU 06.06 PR: 1LU 11.07 PR: 1LU 08.05 PR: 1LU 08.05 PR: 1LU 12.09 PR: 1LU 11.10 PR: 1LU 02.10 PR: 1LU 08.05 PR: 1LU	13.0470-7200.2 LD7200		23801 20,3 +/WK ATE





SEAT LEON II (1P1) (05-)

	1.8 T 20V	165	08.05	PR: 1LU	13.0470-7200.2	LD7200		23801 20,3 +/WK	ATE
	1.8 TSI	118	06.07	PR: 1LU					
	1.9 TDI		08.05	PR: 1LU					
	1.9 TDI	81	08.05	PR: 1LU					
	1.9 TDI	110	08.05	PR: 1LU					
	2.0 FSI	110	08.05	PR: 1LU					
	2.0 i 16V	100	08.05	PR: 1LU					
	2.0 TDI		08.05	PR: 1LU					
	2.0 TDI	125	02.06	PR: 1LU					
	2.0 TFSI		09.05	PR: 1LU					
	2.0 TFSI		11.06	PR: 1LU					
2.0 TFSI	136	08.05	PR: 1LU						
	1.2 TSI	77	02.10	PR: 1LB	13.0470-7227.2	LD7227		23801 20,4 +/WK	ATE
	1.4 i 16V	55	08.05	PR: 1LB					
	1.4 i 16V	63	06.06	PR: 1LB					
	1.4 TSI	92	11.07	PR: 1LB					
	1.6 i	75	08.05	PR: 1LB					
	1.6 i 16V	77	08.05	PR: 1LB					
	1.6 LPG	75	12.09	PR: 1LB					
	1.6 TDI	66	11.10	PR: 1LB					
	1.6 TDI Ecomotive	77	02.10	PR: 1LB					
	1.8 T 20V	132	08.05	PR: 1LB					
	1.8 T 20V	165	08.05	PR: 1LB					
	1.8 TSI	118	06.07	PR: 1LB					
	1.9 TDI		08.05	PR: 1LB					
	1.9 TDI	81	08.05	PR: 1LB					
	1.9 TDI	110	08.05	PR: 1LB					
	2.0 FSI	110	08.05	PR: 1LB					
	2.0 i 16V	100	08.05	PR: 1LB					
	2.0 TDI		08.05	PR: 1LB					
	2.0 TDI	125	02.06	PR: 1LB					
	2.0 TFSI		09.05	PR: 1LB					
	2.0 TFSI		11.06	PR: 1LB					
2.0 TFSI	136	08.05	PR: 1LB						
	1.2 TSI	77	02.10	PR: 1KD	13.0470-2894.2	LD2894		20961 17,4 /S	LUC
	1.4 i 16V	55	08.05	PR: 1KD					
	1.4 i 16V	63	06.06	PR: 1KD					
	1.4 TSI	92	11.07	PR: 1KD					
	1.6 i	75	08.05	PR: 1KD					
	1.6 i 16V	77	08.05	PR: 1KD					
	1.6 LPG	75	12.09	PR: 1KD					
	1.6 LPG	75	11.06	PR: 1KD					
	1.6 TDI	66	11.10	PR: 1KD					
	1.6 TDI Ecomotive	77	02.10	PR: 1KD					
	1.8 T 20V	132	08.05	PR: 1KD					
	1.8 T 20V	165	08.05	PR: 1KD					
	1.8 TSI	118	06.07	PR: 1KD					
	1.9 TDI		08.05	PR: 1KD					
	1.9 TDI	81	08.05	PR: 1KD					
	1.9 TDI	110	08.05	PR: 1KD					
	2.0 FSI	110	08.05	PR: 1KD					
	2.0 i 16V	100	08.05	PR: 1KD					
	2.0 TDI		08.05	PR: 1KD					
	2.0 TDI	125	02.06	PR: 1KD					
	2.0 TFSI		09.05	PR: 1KD					
2.0 TFSI	136	08.05	PR: 1KD						
	1.2 TSI	77	02.10	PR: 1KY,1KZ	13.0470-2880.2	LD2880		23914 17,1 /WE/S	LUC
	1.4 i 16V	55	08.05	PR: 1KY,1KZ					
	1.4 i 16V	63	06.06	PR: 1KY,1KZ					
	1.4 TSI	92	11.07	PR: 1KY,1KZ					
	1.6 i	75	08.05	PR: 1KY,1KZ					
	1.6 i 16V	77	08.05	PR: 1KY,1KZ					
	1.6 LPG	75	12.09	PR: 1KY,1KZ					
	1.6 TDI	66	11.10	PR: 1KY,1KZ					
	1.6 TDI Ecomotive	77	02.10	PR: 1KY,1KZ					
	1.8 T 20V	132	08.05	PR: 1KY,1KZ					
	1.8 T 20V	165	08.05	PR: 1KY,1KZ					
	1.8 TSI	118	06.07	PR: 1KY,1KZ					
	1.9 TDI		08.05	PR: 1KY,1KZ					
	1.9 TDI	81	08.05	PR: 1KY,1KZ					
	1.9 TDI	110	08.05	PR: 1KY,1KZ					
	2.0 FSI	110	08.05	PR: 1KY,1KZ					
	2.0 i 16V	100	08.05	PR: 1KY,1KZ					
	2.0 TDI		08.05	PR: 1KY,1KZ					
	2.0 TDI	125	02.06	PR: 1KY,1KZ					
	2.0 TFSI		09.05	PR: 1KY,1KZ					
	2.0 TFSI		11.06	PR: 1KY,1KZ					
2.0 TFSI	136	08.05	PR: 1KY,1KZ						

SEAT TOLEDO II (1M2) (98-04)

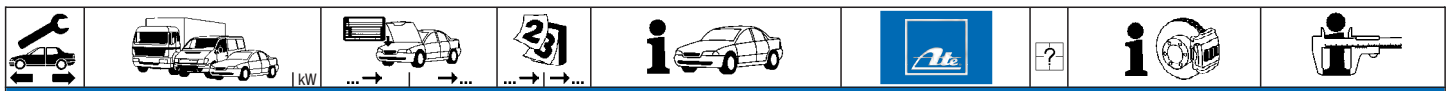
	1.4 i 16V	55	07.99	09.04	PR: 1LQ	13.0470-7111.2	LD7111		23130 19,6 +	VW
	1.6 i		10.98	09.04	PR: 1LQ					
	1.8 Allrad		05.01	09.04	PR: 1LQ					
	1.8 i 20V		10.98	09.04	PR: 1LQ					
	1.8 i 20V T	132	05.01	09.04	PR: 1LQ					
	1.9 SDI	50	11.99	09.04	PR: 1LQ					
1.9 TDI	66	10.98	09.04	PR: 1LQ						
↓	↓									



SEAT TOLEDO II (1M2) (98-04)

	1.9 TDI	81		10.98	09.04	PR: 1LQ	13.0470-7111.2	LD7111		23130 19,6 +	VW
	1.9 TDI	96		05.03	09.04	PR: 1LQ					
	1.9 TDI	110		10.00	09.04	PR: 1LQ					
	2.3 i V5			10.98	09.04	PR: 1LQ					
	2.8	150		10.00	09.04	PR: 1LQ					
	2.8 4x4	150		05.02	09.04	PR: 1LQ					
	1.4 i 16V	55		07.99	09.04	PR: 1LR,1LS	13.0470-7117.2	LD7117		23131 19,6 +/WK	VW
	1.6 i			10.98	09.04	PR: 1LR,1LS					
	1.8 Allrad			05.01	09.04	PR: 1LR,1LS					
	1.8 i 20V			10.98	09.04	PR: 1LR,1LS					
	1.8 i 20VT	132		05.01	09.04	PR: 1LR,1LS					
	1.9 SDI	50		11.99	09.04	PR: 1LR,1LS					
	1.9 TDI	66		10.98	09.04	PR: 1LR,1LS					
	1.9 TDI	81		10.98	09.04	PR: 1LR,1LS					
	1.9 TDI	96		05.03	09.04	PR: 1LR,1LS					
	1.9 TDI	110		10.00	09.04	PR: 1LR,1LS					
	2.3 i V5			10.98	09.04	PR: 1LR,1LS					
	2.8	150		10.00	09.04	PR: 1LR,1LS					
	2.8 4x4	150		05.02	09.04	PR: 1LR,1LS					
		1.4 i 16V	55	X-800 000	07.99	09.04					
1.6 i			X-800 000	10.98		PR: 1LN,1LE,1ZE,1ZH					
1.8 Allrad			X-800 000	05.01		PR: 1LN,1LE,1ZE,1ZH					
1.8 i 20V			X-800 000	10.98		PR: 1LN,1LE,1ZE,1ZH					
1.8 i 20VT		132	X-800 000	05.01		PR: 1LN,1LE,1ZE,1ZH					
1.9 SDI		50	X-800 000	11.99		PR: 1LN,1LE,1ZE,1ZH					
1.9 TDI		66	X-800 000	10.98		PR: 1LN,1LE,1ZE,1ZH					
1.9 TDI		81	X-800 000	10.98		PR: 1LN,1LE,1ZE,1ZH					
1.9 TDI		96	X-800 000	05.03		PR: 1LN,1LE,1ZE,1ZH					
1.9 TDI		110	X-800 000	10.00		PR: 1LN,1LE,1ZE,1ZH					
2.3 i V5			X-800 000	10.98		PR: 1LN,1LE,1ZE,1ZH					
2.8		150	X-800 000	10.00		PR: 1LN,1LE,1ZE,1ZH					
2.8 4x4		150	X-800 000	05.02		PR: 1LN,1LE,1ZE,1ZH					
		1.4 i 16V	55	Y-000 001	09.04	09.04	PR: 1LN,1LE,1ZE,1ZH	13.0470-7122.2	LD7122		23392 20,3 +/WK
	1.6 i		Y-000 001	09.04	09.04	PR: 1LN,1LE,1ZE,1ZH					
	1.8 Allrad		Y-000 001	09.04	09.04	PR: 1LN,1LE,1ZE,1ZH					
	1.8 i 20V		Y-000 001	09.04	09.04	PR: 1LN,1LE,1ZE,1ZH					
	1.8 i 20VT	132	Y-000 001	09.04	09.04	PR: 1LN,1LE,1ZE,1ZH					
	1.9 SDI	50	Y-000 001	09.04	09.04	PR: 1LN,1LE,1ZE,1ZH					
	1.9 TDI	66	Y-000 001	09.04	09.04	PR: 1LN,1LE,1ZE,1ZH					
	1.9 TDI	81	Y-000 001	09.04	09.04	PR: 1LN,1LE,1ZE,1ZH					
	1.9 TDI	96	Y-000 001	09.04	09.04	PR: 1LN,1LE,1ZE,1ZH					
	1.9 TDI	110	Y-000 001	09.04	09.04	PR: 1LN,1LE,1ZE,1ZH					
	2.3 i V5		Y-000 001	09.04	09.04	PR: 1LN,1LE,1ZE,1ZH					
	2.8	150	Y-000 001	09.04	09.04	PR: 1LN,1LE,1ZE,1ZH					
	2.8 4x4	150	Y-000 001	09.04	09.04	PR: 1LN,1LE,1ZE,1ZH					
		1.4 i 16V	55		07.99	09.04	PR: 1LJ,1ZQ				
1.6 i				10.98	09.04	PR: 1LJ,1ZQ					
1.8 Allrad				05.01	09.04	PR: 1LJ,1ZQ					
1.8 i 20V				10.98	09.04	PR: 1LJ,1ZQ					
1.8 i 20VT		132		05.01	09.04	PR: 1LJ,1ZQ					
1.9 SDI		50		11.99	09.04	PR: 1LJ,1ZQ					
1.9 TDI		66		04.99	09.04	PR: 1LJ,1ZQ					
1.9 TDI		81		10.98	09.04	PR: 1LJ,1ZQ					
1.9 TDI		96		05.03	09.04	PR: 1LJ,1ZQ					
1.9 TDI		110		10.00	09.04	PR: 1LJ,1ZQ					
2.3 i V5				10.98	09.04	PR: 1LJ,1ZQ					
2.8		150		10.00	09.04	PR: 1LJ,1ZQ					
2.8 4x4		150		05.02	09.04	PR: 1LJ,1ZQ					
		1.4 i 16V	55		07.99	09.04	PR: 1KK,1KP,1KQ	13.0470-2820.2	LD2820		20961 17,2 /S
	1.6 i			10.98	09.04	PR: 1KK,1KP,1KQ					
	1.8 Allrad			05.01	09.04	PR: 1KK,1KP,1KQ					
	1.8 i 20V			10.98	09.04	PR: 1KK,1KP,1KQ					
	1.8 i 20VT	132		05.01	09.04	PR: 1KK,1KP,1KQ					
	1.9 SDI	50		11.99	09.04	PR: 1KK,1KP,1KQ					
	1.9 TDI	66		10.98	09.04	PR: 1KK,1KP,1KQ					
	1.9 TDI	81		10.98	09.04	PR: 1KK,1KP,1KQ					
	1.9 TDI	96		05.03	09.04	PR: 1KK,1KP,1KQ					
	1.9 TDI	110		10.00	09.04	PR: 1KK,1KP,1KQ					
	2.3 i V5			10.98	09.04	PR: 1KK,1KP,1KQ					
	2.8	150		10.00	09.04	PR: 1KK,1KP,1KQ					
	2.8 4x4	150		05.02	09.04	PR: 1KK,1KP,1KQ					
		1.4 i 16V	55		07.99	09.04	PR: 1KY,2EE				
1.6 i				10.98	09.04	PR: 1KY,2EE					
1.8 Allrad				05.01	09.04	PR: 1KY,2EE					
1.8 i 20V				10.98	09.04	PR: 1KY,2EE					
1.8 i 20VT		132		05.01	09.04	PR: 1KY,2EE					
1.9 SDI		50		11.99	09.04	PR: 1KY,2EE					
1.9 TDI		66		10.98	09.04	PR: 1KY,2EE					
1.9 TDI		81		10.98	09.04	PR: 1KY,2EE					
1.9 TDI		96		05.03	09.04	PR: 1KY,2EE					
1.9 TDI		110		10.00	09.04	PR: 1KY,2EE					
2.3 i V5				10.98	09.04	PR: 1KY,2EE					
2.8		150		10.00	09.04	PR: 1KY,2EE					
2.8 4x4		150		05.02	09.04	PR: 1KY,2EE					





SEAT TOLEDO III (5P2) (05-09)

	1.6 i 16V	75	10.04	03.09	PR: 1ZF	13.0470-7117.2	LD7117		23131 19,6 +/WK	VW				
	1.8 TFSI	118	01.07	03.09	PR: 1ZF									
	1.9 TDI	77	10.04	03.09	PR: 1ZF									
	2.0 FSI	110	10.04	03.09	PR: 1ZF									
	2.0 i 16V	100	10.04	03.09	PR: 1ZF									
	2.0 TDI	125	10.04	03.09	PR: 1ZF									
	2.0 TDI	125	01.06	03.09	PR: 1ZF									
	2.0 TFSI	147	11.05	03.09	PR: 1ZF									
	1.6 i 16V	75	10.04	03.09	PR: 1ZE						13.0470-7184.2	LD7184	23587 20,6 +/WK	ATE
	1.8 TFSI	118	01.07	03.09	PR: 1ZE									
1.9 TDI	77	10.04	03.09	PR: 1ZE										
2.0 FSI	110	10.04	03.09	PR: 1ZE										
2.0 i 16V	100	10.04	03.09	PR: 1ZE										
2.0 TDI	125	10.04	03.09	PR: 1ZE										
2.0 TDI	125	01.06	03.09	PR: 1ZE										
2.0 TFSI	147	11.05	03.09	PR: 1ZE										
	1.6 i 16V	75	10.04	03.09	PR: 1KD	13.0470-2894.2	LD2894	20961 17,4 /S	LUC					
	1.8 TFSI	118	01.07	03.09	PR: 1KD									
	1.9 TDI	77	10.04	03.09	PR: 1KD									
	2.0 FSI	110	10.04	03.09	PR: 1KD									
	2.0 i 16V	100	10.04	03.09	PR: 1KD									
	2.0 TDI	125	10.04	03.09	PR: 1KD									
	2.0 TDI	125	01.06	03.09	PR: 1KD									
	2.0 TFSI	147	11.05	03.09	PR: 1KD									

SKODA CITIGO (12-)

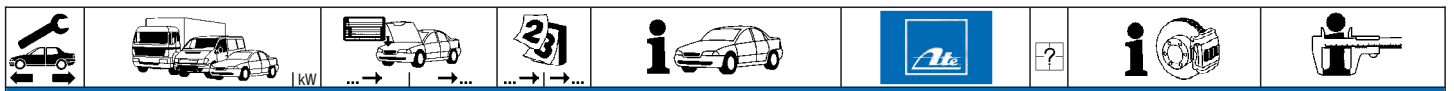
	1.0	44	05.12			13.0470-7111.2	LD7111		23130 19,6 +	VW
	1.0	55	05.12							

SKODA FABIA I (6Y) (99-07)

	1.0 i		02.00	08.02	PR: 1LQ,1LR	13.0470-7111.2	LD7111		23130 19,6 +	VW						
	1.2 i		08.02	12.07	PR: 1LQ,1LR											
	1.4 i		02.00	12.07	PR: 1LQ,1LR											
	1.4 i 16V		10.99	12.07	PR: 1LQ,1LR											
	1.4 TDI		04.03	12.07	PR: 1LQ,1LR											
	1.9 SDI	47	12.99	12.07	PR: 1LQ,1LR											
	1.9 TDI	74	02.00	12.07	PR: 1LQ,1LR											
	2.0 i	85	12.99	12.07	PR: 1LQ,1LR											
	RS 1.9 TDI	96	09.03	12.07	PR: 1LQ,1LR											
		1.4 i 16V		10.99	12.07						PR: 1LN,1LP	13.0470-2884.2	LD2884		23843 18,8 +/WK/S	LUC
1.4 TDI			04.03	12.07	PR: 1LN,1LP											
1.9 SDI		47	12.99	12.07	PR: 1LN,1LP											
1.9 TDI		74	02.00	12.07	PR: 1LN,1LP											
2.0 i		85	12.99	12.07	PR: 1LN,1LP											
RS 1.9 TDI		96	09.03	12.07	PR: 1LN,1LP											
		1.4 i 16V		10.99	12.07	PR: 1LQ,1LR	13.0470-2820.2	LD2820		20961 17,2 /S	LUC					
		1.4 TDI		04.03	12.07	PR: 1LQ,1LR										
		1.9 TDI	74	02.00	12.07	PR: 1LQ,1LR										
		2.0 i	85	12.99	12.07	PR: 1LQ,1LR										
	RS 1.9 TDI	96	09.03	12.07	PR: 1LQ,1LR											

SKODA FABIA II (5J) (07-)

	1.2	44	03.07		PR: 1LQ,1LR	13.0470-7111.2	LD7111		23130 19,6 +	VW
	1.2	51	03.07		PR: 1LQ,1LR					
	1.2 TDI	55	05.10		PR: 1LQ,1LR					
	1.2 TSI	63	03.10		PR: 1LQ,1LR					
	1.2 TSI	77	03.10		PR: 1LQ,1LR					
	1.4 i 16V	63	03.07		PR: 1LQ,1LR					
	1.4 TDI	51	03.07		PR: 1LQ,1LR					
	1.4 TDI	59	03.07		PR: 1LQ,1LR					
	1.4 TSI RS	132	05.10		PR: 1LQ,1LR					
	1.6 i 16V	77	03.07		PR: 1LQ,1LR					
	1.2	44	03.07		PR: 1LN,1ZH	13.0470-2884.2	LD2884		23843 18,8 +/WK/S	LUC
	1.2	51	03.07		PR: 1LN,1ZH					
	1.2 TDI	55	05.10		PR: 1LN,1ZH					
	1.2 TSI	63	03.10		PR: 1LN,1ZH					
	1.2 TSI	77	03.10		PR: 1LN,1ZH					
	1.4 i 16V	63	03.07		PR: 1LN,1ZH					
	1.4 TDI	51	03.07		PR: 1LN,1ZH					
	1.4 TDI	59	03.07		PR: 1LN,1ZH					
	1.4 TSI RS	132	05.10		PR: 1LN,1ZH					
	1.6 i 16V	77	03.07		PR: 1LN,1ZH					
1.6 TDI	55	04.10		PR: 1LN,1ZH						
1.6 TDI	66	03.10		PR: 1LN,1ZH						
1.6 TDI	77	03.10		PR: 1LN,1ZH						
1.9 TDI	77	03.07		PR: 1LN,1ZH						



SKODA FABIA II (5J) (07-)

	1.2	44		03.07	05.09	PR: 1KK	13.0470-2894.2	LD2894		20961 17,4 /S	LUC
	1.2	51		03.07	05.09	PR: 1KK					
	1.4 i 16V	63		03.07	05.09	PR: 1KK					
	1.4 TDI	51		03.07	05.09	PR: 1KK					
	1.4 TDI	59		03.07	05.09	PR: 1KK					
	1.6 i 16V	77		03.07	05.09	PR: 1KK					
	1.9 TDI	77		03.07	05.09	PR: 1KK					
	1.2	44		06.09		PR: 1KT,1KV					
	1.2	51		06.09		PR: 1KT,1KV					
	1.2 TDI	55		05.10		PR: 1KT,1KV					
	1.2 TSI	63		03.10		PR: 1KT,1KV					
	1.2 TSI	77		03.10		PR: 1KT,1KV					
	1.4 i 16V	63		06.09		PR: 1KT,1KV					
	1.4 TDI	51		06.09		PR: 1KT,1KV					
	1.4 TDI	59		06.09		PR: 1KT,1KV					
	1.4 TSI RS	132		05.10		PR: 1KT,1KV					
	1.6 i 16V	77		06.09		PR: 1KT,1KV					
	1.6 TDI	55		04.10		PR: 1KT,1KV					
	1.6 TDI	66		03.10		PR: 1KT,1KV					
	1.6 TDI	77		03.10		PR: 1KT,1KV					
1.9 TDI	77		03.07		PR: 1KT,1KV						


SKODA OCTAVIA I (1U) (97-10)

	1.4 i			04.99	06.10	PR: 1LQ,1LS,1ZM	13.0470-7111.2	LD7111		23130 19,6 +	VW
	1.6 i			10.96	06.10	PR: 1LQ,1LS,1ZM					
	1.8 i 20V	92		10.96	06.10	PR: 1LQ,1LS,1ZM					
	1.8 i 20V Turbo	110		03.98	06.10	PR: 1LQ,1LS,1ZM					
	1.9 SDI			05.97	06.10	PR: 1LQ,1LS,1ZM					
	1.9 TDI	66		10.96	06.10	PR: 1LQ,1LS,1ZM					
	1.9 TDI	74		08.00	06.10	PR: 1LQ,1LS,1ZM					
	1.9 TDI	81		08.97	06.10	PR: 1LQ,1LS,1ZM					
	1.9 TDI	96		01.03	06.10	PR: 1LQ,1LS,1ZM					
	1.9 TDI 4x4			11.99	06.10	PR: 1LQ,1LS,1ZM					
	2.0 i			04.99	06.10	PR: 1LQ,1LS,1ZM					
	2.0 i 4x4	85		05.01	06.10	PR: 1LQ,1LS,1ZM					
	1.4 i			04.99	06.10	PR: 1LE,1ZE					
	1.6 i			10.96	06.10	PR: 1LE,1ZE					
	1.8 i 20V	92		10.96	06.10	PR: 1LE,1ZE					
	1.8 i 20V Turbo	110		03.98	06.10	PR: 1LE,1ZE					
	1.9 SDI			05.97	06.10	PR: 1LE,1ZE					
	1.9 TDI	66		10.96	06.10	PR: 1LE,1ZE					
	1.9 TDI	74		08.00	06.10	PR: 1LE,1ZE					
	1.9 TDI	81		08.97	06.10	PR: 1LE,1ZE					
1.9 TDI	96		01.03	06.10	PR: 1LE,1ZE						
1.9 TDI 4x4			11.99	06.10	PR: 1LE,1ZE						
2.0 i			04.99	06.10	PR: 1LE,1ZE						
2.0 i 4x4	85		05.01	06.10	PR: 1LE,1ZE						
RS 1.8 T 20V	132		01.03	06.10	PR: 1ZN						
	1.8 i 20V	92	1U-W-129 999	10.96		PR: 1KK,1KS	13.0470-2820.2	LD2820		20961 17,2 /S	LUC
	1.8 i 20V Turbo	110	1U-W-129 999	03.98		PR: 1KK,1KS					
	1.9 SDI		1U-W-129 999	05.97		PR: 1KK,1KS					
	1.9 TDI	81	1U-W-129 999	08.97		PR: 1KK,1KS					
	1.6 i			10.96	06.10	PR: 1KP					
	1.8 i 20V	92		10.96	06.10	PR: 1KP					
	1.8 i 20V Turbo	110		03.98	06.10	PR: 1KP					
	1.8 i 20V Turbo 4x4	110		05.01	06.10	PR: 1KE					
	1.9 TDI	74		08.00	06.10	PR: 1KP					
	1.9 TDI	81		08.97	06.10	PR: 1KP					
	1.9 TDI	96		01.03	06.10	PR: 1KP					
	1.9 TDI 4x4			11.99	06.10	PR: 1KE					
	2.0 i			04.99	06.10	PR: 1KP					
	2.0 i 4x4	85		05.01	06.10	PR: 1KE					
	RS 1.8 T 20V	132		01.03	06.10	PR: 2ED					

SKODA OCTAVIA II (1Z) (04-)

	1.2 TSI	77		02.10		PR: 1ZF,1ZM,1ZC	13.0470-7117.2	LD7117		23131 19,6 +/WK	VW
	1.4 i 16V			06.04		PR: 1ZF,1ZM,1ZC					
	1.4 TSI	90		11.08		PR: 1ZF,1ZM,1ZC					
	1.6	75		09.09		PR: 1ZF,1ZM,1ZC					
	1.6 FSI	85		06.04		PR: 1ZF,1ZM,1ZC					
	1.6 i 16V	75		06.04		PR: 1ZF,1ZM,1ZC					
	1.6 TDI	77		06.09		PR: 1ZF,1ZM,1ZC					
	1.6 TDI 4x4	77		06.09		PR: 1ZF,1ZM,1ZC					
	1.8 TSI			06.07		PR: 1ZF,1ZM,1ZC					
	1.8 TSI 4x4	118		11.08		PR: 1ZF,1ZM,1ZC					
	1.9 TDI	77		06.04		PR: 1ZF,1ZM,1ZC					
	1.9 TDI 4x4	77		11.04		PR: 1ZF,1ZM,1ZC					
	2.0 FSI	110		11.04		PR: 1ZF,1ZM,1ZC					
	2.0 FSI 4x4	110		11.04		PR: 1ZF,1ZM,1ZC					
	2.0 TDI	81		03.10		PR: 1ZF,1ZM,1ZC					
	2.0 TDI	100		06.04		PR: 1ZF,1ZM,1ZC					
	2.0 TDI	103		06.04		PR: 1ZF,1ZM,1ZC					
	2.0 TDI 4x4	103		07.06		PR: 1ZF,1ZM,1ZC					
	2.0 TDI RS	125		04.06		PR: 1ZF,1ZM,1ZC					
	1.2 TSI	77		02.10		PR: 1ZE					
1.4 i 16V			06.04		PR: 1ZE						





















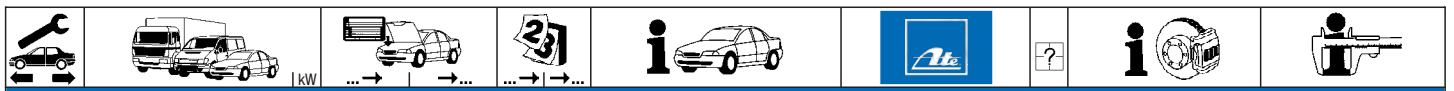
SKODA OCTAVIA II (1Z) (04-)

	1.4 TSI	90	11.08	PR: 1ZE	13.0470-7184.2	LD7184		23587 20,6 +/WK	ATE
	1.6	75	09.09	PR: 1ZE					
	1.6 FSI	85	06.04	PR: 1ZE					
	1.6 i 16V	75	06.04	PR: 1ZE					
	1.6 TDI	77	06.09	PR: 1ZE					
	1.6 TDI 4x4	77	06.09	PR: 1ZE					
	1.8 TSI		06.07	PR: 1ZE					
	1.8 TSI 4x4	118	11.08	PR: 1ZE					
	1.9 TDI	77	06.04	PR: 1ZE					
	1.9 TDI 4x4	77	11.04	PR: 1ZE					
	2.0 FSI	110	11.04	PR: 1ZE					
	2.0 FSI 4x4	110	11.04	PR: 1ZE					
	2.0 TDI	81	03.10	PR: 1ZE					
	2.0 TDI	100	06.04	PR: 1ZE					
	2.0 TDI	103	06.04	PR: 1ZE					
2.0 TDI 4x4	103	07.06	PR: 1ZE						
2.0 TDI RS	125	04.06	PR: 1ZE						
2.0 RS	147	10.05	PR: 1LL,1LP	13.0470-7184.2	LD7184		23587 20,6 +/WK	ATE	
2.0 TDI RS	125	04.06	PR: 1LL,1LP						
	1.2 TSI	77	02.10	PR: 1KD	13.0470-2894.2	LD2894		20961 17,4 /S	LUC
	1.4 i 16V		06.04	PR: 1KD					
	1.4 TSI	90	11.08	PR: 1KD					
	1.6	75	09.09	PR: 1KD					
	1.6 FSI	85	06.04	PR: 1KD					
	1.6 i 16V	75	06.04	PR: 1KD					
	1.6 TDI	77	06.09	PR: 1KD					
	1.8 TSI		06.07	PR: 1KD					
	1.9 TDI	77	06.04	PR: 1KD					
	2.0 FSI	110	11.04	PR: 1KD					
	2.0 TDI	81	03.10	PR: 1KD					
	2.0 TDI	100	06.04	PR: 1KD					
	2.0 TDI	103	06.04	PR: 1KD					
	2.0 TDI RS	125	04.08	PR: 1KD					
	1.2 TSI	77	02.10	PR: 1KF					
1.4 i 16V		06.04	PR: 1KF						
1.4 TSI	90	11.08	PR: 1KF						
1.6	75	09.09	PR: 1KF						
1.6 FSI	85	06.04	PR: 1KF						
1.6 i 16V	75	06.04	PR: 1KF						
1.6 TDI	77	06.09	PR: 1KF						
1.6 TDI 4x4	77	06.09	PR: 1KF						
1.8 TSI		06.07	PR: 1KF						
1.8 TSI 4x4	118	11.08	PR: 1KF						
1.9 TDI	77	06.04	PR: 1KF						
1.9 TDI 4x4	77	11.04	PR: 1KF						
2.0 FSI	110	11.04	PR: 1KF						
2.0 FSI 4x4	110	11.04	PR: 1KF						
2.0 TDI	81	03.10	PR: 1KF						
2.0 TDI	100	06.04	PR: 1KF						
2.0 TDI	103	06.04	PR: 1KF						
2.0 TDI 4x4	103	07.06	PR: 1KF						
2.0 TDI RS	125	04.08	PR: 1KF						
2.0 RS	147	10.05	PR: 1KP	13.0470-2880.2	LD2880		23914 17,1 /WE/S	LUC	
2.0 TDI RS	125	04.06	PR: 1KP						

SKODA ROOMSTER (5J) (06-)

	1.0 i	53	07.06	PR: 1LQ,1LR,1ZG	13.0470-7111.2	LD7111		23130 19,6 +	VW					
	1.2		07.06	PR: 1LQ,1LR,1ZG										
	1.2 TDI	55	03.10	PR: 1LQ,1LR,1ZG										
	1.2 TSI	63	03.10	PR: 1LQ,1LR,1ZG										
	1.2 TSI	77	03.10	PR: 1LQ,1LR,1ZG										
	1.4	63	07.06	PR: 1LQ,1LR,1ZG										
	1.4 TDI	51	07.06	PR: 1LQ,1LR,1ZG										
	1.4 TDI	59	07.06	PR: 1LQ,1LR,1ZG										
	1.6	77	07.06	PR: 1LQ,1LR,1ZG										
	1.6 TDI	66	03.10	PR: 1LQ,1LR,1ZG										
	1.6 TDI	77	03.10	PR: 1LQ,1LR,1ZG										
	1.9 TDI	77	07.06	PR: 1LQ,1LR,1ZG										
	1.0 i	53	07.06	PR: 1LN						13.0470-2884.2	LD2884		23843 18,8 +/WK/S	LUC
	1.2		07.06	PR: 1LN										
	1.2 TDI	55	03.10	PR: 1LN										
1.2 TSI	63	03.10	PR: 1LN											
1.2 TSI	77	03.10	PR: 1LN											
1.4	63	07.06	PR: 1LN											
1.4 TDI	51	07.06	PR: 1LN											
1.4 TDI	59	07.06	PR: 1LN											
1.6	77	07.06	PR: 1LN											
1.6 TDI	66	03.10	PR: 1LN											
1.6 TDI	77	03.10	PR: 1LN											
1.9 TDI	77	07.06	PR: 1LN											
1.0 i	53	07.06	PR: 1ZC	13.0470-7184.2	LD7184		23587 20,6 +/WK	ATE						
1.2		07.06	PR: 1ZC											
1.2 TDI	55	03.10	PR: 1ZC											
1.2 TSI	63	03.10	PR: 1ZC											
1.2 TSI	77	03.10	PR: 1ZC											
1.4	63	07.06	PR: 1ZC											
1.4 TDI	51	07.06	PR: 1ZC											

								
SKODA ROOMSTER (5J) (06-)								
	1.4 TDI	59		07.06	PR: 1ZC	13.0470-7184.2	LD7184	23587 20,6 +/WK ATE
	1.6	77		07.06	PR: 1ZC			
	1.6 TDI	66		03.10	PR: 1ZC			
	1.6 TDI	77		03.10	PR: 1ZC			
	1.9 TDI	77		07.06	PR: 1ZC			
	1.0 i	53		07.06	PR: 1KK,1KT	13.0470-2894.2	LD2894	20961 17,4 /S LUC
	1.2			07.06	PR: 1KK,1KT			
	1.2 TDI	55		03.10	PR: 1KK,1KT			
	1.2 TSI	63		03.10	PR: 1KK,1KT			
	1.2 TSI	77		03.10	PR: 1KK,1KT			
	1.4	63		07.06	PR: 1KK,1KT			
	1.4 TDI	51		07.06	PR: 1KK,1KT			
	1.4 TDI	59		07.06	PR: 1KK,1KT			
	1.6	77		07.06	PR: 1KK,1KT			
	1.6 TDI	66		03.10	PR: 1KK,1KT			
	1.6 TDI	77		03.10	PR: 1KK,1KT			
	1.9 TDI	77		07.06	PR: 1KK,1KT			
SKODA SUPERB I (3U4) (02-08)								
	1.8 i 20V Turbo	110		12.01	02.08	13.0470-7110.2	LD7110	23018 20,3 +/WK ATE
	1.9 TDI	74		08.02	12.07			
	1.9 TDI	77		10.05	12.07			
	1.9 TDI	85		01.07	12.07			
	1.9 TDI	96		12.01	12.07			
	2.0 i	85		12.01	02.08			
	2.0 TDI	103		10.05	12.07			
	2.5 TDI	114		12.01	12.07			
	2.5 TDI	120		06.03	12.07			
	2.8 i V6	142		12.01	12.07			
	1.8 i 20V Turbo	110		12.01	02.08	13.0470-2820.2	LD2820	20961 17,2 /S LUC
	1.9 TDI	74		08.02	12.07			
	1.9 TDI	77		10.05	12.07			
	1.9 TDI	85		01.07	12.07			
	1.9 TDI	96		12.01	12.07			
	2.0 i	85		12.01	02.08			
	2.0 TDI	103		10.05	12.07			
	2.5 TDI	114		12.01	12.07			
	2.5 TDI	120		06.03	12.07			
	2.8 i V6	142		12.01	12.07			
SKODA SUPERB II (08-)								
	1.4 TSI	92		08.08	PR: 1ZE,1LJ,1ZA	13.0470-7184.2	LD7184	23587 20,6 +/WK ATE
	1.4 TSI	103		08.08	PR: 1ZE,1LJ,1ZA			
	1.6 i 16V	77		08.08	PR: 1ZE,1LJ,1ZA			
	1.6 TDI	77		09.10	PR: 1ZE,1LJ,1ZA			
	1.8 TFSI			08.08	PR: 1ZE,1LJ,1ZA			
	1.8 TFSI 4x4			10.08	PR: 1ZE,1LJ,1ZA			
	1.9 TDI	77		08.08	PR: 1ZE,1LJ,1ZA			
	2.0 TDI	103		08.08	PR: 1ZE,1LJ,1ZA			
	2.0 TDI	125		08.08	PR: 1ZE,1LJ,1ZA			
	2.0 TDI 4x4			10.08	PR: 1ZE,1LJ,1ZA			
	2.0 TSI	147		05.10	PR: 1ZE,1LJ,1ZA			
	3.6 FSI V6 4x4	191		11.08	PR: 1ZE,1LJ,1ZA			
	1.4 TSI	92		08.08	PR: 1LK	13.0470-7200.2	LD7200	23801 20,3 +/WK ATE
	1.4 TSI	103		08.08	PR: 1LK			
	1.6 i 16V	77		08.08	PR: 1LK			
	1.6 TDI	77		09.10	PR: 1LK			
	1.8 TFSI			08.08	PR: 1LK			
	1.8 TFSI 4x4			10.08	PR: 1LK			
	1.9 TDI	77		08.08	PR: 1LK			
	2.0 TDI	103		08.08	PR: 1LK			
	2.0 TDI	125		08.08	PR: 1LK			
	2.0 TDI 4x4			10.08	PR: 1LK			
	2.0 TSI	147		05.10	PR: 1LK			
	3.6 FSI V6 4x4	191		11.08	PR: 1LK			
	1.4 TSI	92		08.08	PR: 1KF,1KJ	13.0470-2880.2	LD2880	23914 17,1 /WE/S LUC
	1.4 TSI	103		08.08	PR: 1KF,1KJ			
	1.6 i 16V	77		08.08	PR: 1KF,1KJ			
	1.6 TDI	77		09.10	PR: 1KF,1KJ			
	1.8 TFSI			08.08	PR: 1KF,1KJ			
	1.9 TDI	77		08.08	PR: 1KF,1KJ			
	2.0 TDI	103		08.08	PR: 1KF,1KJ			
	2.0 TDI	125		08.08	PR: 1KF,1KJ			
	2.0 TSI	147		05.10	PR: 1KF,1KJ			
	1.8 TFSI 4x4			10.08	PR: 2EA	13.0470-2887.2	LD2887	23914 17,1 /WE/S LUC
	2.0 TDI 4x4			10.08	PR: 2EA			
	3.6 FSI V6 4x4	191		11.08	PR: 2EA			
SKODA SUPERB Kombi (09-)								
	1.4 TSI	92		11.09	PR: 1LK	13.0470-7200.2	LD7200	23801 20,3 +/WK ATE
	1.6 TDI	77		09.10	PR: 1LK			
	1.8 TSI			11.09	PR: 1LK			
	1.8 TSI 4x4			11.09	PR: 1LK			
	2.0 TDI	103		11.09	PR: 1LK			
	2.0 TDI	125		11.09	PR: 1LK			
	2.0 TDI 4x4	125		11.09	PR: 1LK			
	2.0 TSI	147		05.10	PR: 1LK			



SKODA SUPERB Kombi (09-)

	3.6 V6 4x4	191		11.09	PR: 1LK	13.0470-7200.2	LD7200		23801 20,3 +/WK	ATE
	1.4 TSI	92		11.09	PR: 1LJ,1ZA,1ZE	13.0470-7184.2	LD7184		23587 20,6 +/WK	ATE
	1.6 TDI	77		09.10	PR: 1LJ,1ZA,1ZE					
	1.8 TSI			11.09	PR: 1LJ,1ZA,1ZE					
	1.8 TSI 4x4			11.09	PR: 1LJ,1ZA,1ZE					
	2.0 TDI	103		11.09	PR: 1LJ,1ZA,1ZE					
	2.0 TDI	125		11.09	PR: 1LJ,1ZA,1ZE					
	2.0 TDI 4x4	125		11.09	PR: 1LJ,1ZA,1ZE					
	2.0 TSI	147		05.10	PR: 1LJ,1ZA,1ZE					
	3.6 V6 4x4	191		11.09	PR: 1LJ,1ZA,1ZE					
	1.4 TSI	92		11.09	PR: 1KF,1KJ	13.0470-2880.2	LD2880		23914 17,1 /WE/S	LUC
	1.6 TDI	77		09.10	PR: 1KF,1KJ					
	1.8 TSI			11.09	PR: 1KF,1KJ					
	2.0 TDI	103		11.09	PR: 1KF,1KJ					
	2.0 TDI	125		11.09	PR: 1KF,1KJ					
	2.0 TSI	147		05.10	PR: 1KF,1KJ					
	1.8 TSI 4x4			11.09	PR: 2EA	13.0470-2887.2	LD2887		23914 17,1 /WE/S	LUC
	2.0 TDI 4x4	125		11.09	PR: 2EA					
	3.6 V6 4x4	191		11.09	PR: 2EA					

SKODA YETI (09-)

	1.2 TSI	77		09.09	PR: 1ZF	13.0470-7117.2	LD7117		23131 19,6 +/WK	VW
	1.4 TSI	90		06.10	PR: 1ZF					
	1.6 TDI	77		11.10	PR: 1ZF					
	1.8 TSI 4x4			05.09	PR: 1ZF					
	2.0 TDI	81		11.09	PR: 1ZF					
	2.0 TDI 4x4	81		11.09	PR: 1ZF					
	2.0 TDI 4x4	103		05.09	PR: 1ZF					
	2.0 TDI 4x4	125		11.09	PR: 1ZF					
	1.2 TSI	77		09.09	PR: 1ZA,1ZE	13.0470-7184.2	LD7184		23587 20,6 +/WK	ATE
	1.4 TSI	90		06.10	PR: 1ZA,1ZE					
	1.6 TDI	77		11.10	PR: 1ZA,1ZE					
	1.8 TSI 4x4			05.09	PR: 1ZA,1ZE					
	2.0 TDI	81		11.09	PR: 1ZA,1ZE					
	2.0 TDI 4x4	81		11.09	PR: 1ZA,1ZE					
	2.0 TDI 4x4	103		05.09	PR: 1ZA,1ZE					
	2.0 TDI 4x4	125		11.09	PR: 1ZA,1ZE					
	1.2 TSI	77		09.09	PR: 1KD	13.0470-2894.2	LD2894		20961 17,4 /S	LUC
	1.4 TSI	90		06.10	PR: 1KD					
	1.6 TDI	77		11.10	PR: 1KD					
	2.0 TDI	81		11.09	PR: 1KD					
	1.2 TSI	77		09.09	PR: 1KJ	13.0470-2880.2	LD2880		23914 17,1 /WE/S	LUC
	1.4 TSI	90		06.10	PR: 1KJ					
	1.6 TDI	77		11.10	PR: 1KJ					
	1.8 TSI 4x4			05.09	PR: 1KJ					
	2.0 TDI	81		11.09	PR: 1KJ					
	2.0 TDI 4x4	81		11.09	PR: 1KJ					
	2.0 TDI 4x4	103		05.09	PR: 1KJ					
	2.0 TDI 4x4	125		11.09	PR: 1KJ					

VOLKSWAGEN BORA (98-04)

	1.4 16V		1J-X-800000	09.98	PR: 1LR,1LS,1LQ,1ZM	13.0470-7111.2	LD7111		23130 19,6 +	VW
	1.6		1J-X-800000	09.98	PR: 1LR,1LS,1LQ,1ZM					
	1.8	92	1J-X-800000	09.98	PR: 1LR,1LS,1LQ,1ZM					
	1.8 4motion	92	1J-X-800000	02.99	PR: 1LR,1LS,1LQ,1ZM					
	1.9 SDI		1J-X-800000	09.98	PR: 1LR,1LS,1LQ,1ZM					
	1.9 TDI	66	1J-X-800000	09.98	PR: 1LR,1LS,1LQ,1ZM					
	1.9 TDI	81	1J-X-800000	09.98	PR: 1LR,1LS,1LQ,1ZM					
	1.9 TDI	85	1J-X-800000	02.99	PR: 1LR,1LS,1LQ,1ZM					
	1.9 TDI 4motion	66	1J-X-800000	02.99	PR: 1LR,1LS,1LQ,1ZM					
	1.9 TDI 4motion	85	1J-X-800000	02.99	PR: 1LR,1LS,1LQ,1ZM					
	2.0	85	1J-X-800000	09.98	PR: 1LR,1LS,1LQ,1ZM					
	2.3 V5		1J-X-800000	09.98	PR: 1LR,1LS,1LQ,1ZM					
	2.3 V5 4motion		1J-X-800000	02.99	PR: 1LR,1LS,1LQ,1ZM					
	1.4 16V		1J-Y-000001	12.04	PR: 1LS,1LQ,1ZP,1ZM	13.0470-7117.2	LD7117		23131 19,6 +/WK	VW
	1.6		1J-Y-000001	12.04	PR: 1LS,1LQ,1ZP,1ZM					
	1.6 16V			02.00	PR: 1LS,1LQ,1ZP,1ZM					
	1.6 FSI			01.02	PR: 1LS,1LQ,1ZP,1ZM					
	1.8	92	1J-Y-000001	12.04	PR: 1LS,1LQ,1ZP,1ZM					
	1.8 4motion	92	1J-Y-000001	12.04	PR: 1LS,1LQ,1ZP,1ZM					
	1.8 T	110		09.00	PR: 1LS,1LQ,1ZP,1ZM					
	1.8 T	132		05.02	PR: 1LS,1LQ,1ZP,1ZM					
	1.9 SDI		1J-Y-000001	12.04	PR: 1LS,1LQ,1ZP,1ZM					
	1.9 TDI	66	1J-Y-000001	06.01	PR: 1LS,1LQ,1ZP,1ZM					
	1.9 TDI	74		09.00	PR: 1LS,1LQ,1ZP,1ZM					
	1.9 TDI	81	1J-Y-000001	06.01	PR: 1LS,1LQ,1ZP,1ZM					
	1.9 TDI	85	1J-Y-000001	06.01	PR: 1LS,1LQ,1ZP,1ZM					
	1.9 TDI	96		04.01	PR: 1LS,1LQ,1ZP,1ZM					
	1.9 TDI	110		10.00	PR: 1LS,1LQ,1ZP,1ZM					
	1.9 TDI 4motion	66	1J-Y-000001	06.01	PR: 1LS,1LQ,1ZP,1ZM					
	1.9 TDI 4motion	74		09.00	PR: 1LS,1LQ,1ZP,1ZM					
	1.9 TDI 4motion	85	1J-Y-000001	06.01	PR: 1LS,1LQ,1ZP,1ZM					
	1.9 TDI 4motion	96		04.01	PR: 1LS,1LQ,1ZP,1ZM					
	1.9 TDI 4motion	110		10.00	PR: 1LS,1LQ,1ZP,1ZM					
	2.0	85	1J-Y-000001	12.04	PR: 1LS,1LQ,1ZP,1ZM					
	2.0 4motion	85		04.00	PR: 1LS,1LQ,1ZP,1ZM					



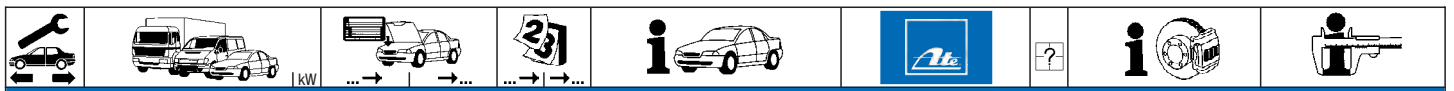
VOLKSWAGEN BORA (98-04)

	2.3 V5	1J-Y-000001		12.04	PR: 1LS,1LQ,1ZP,1ZM	13.0470-7117.2	LD7117		23131 19,6 +/WK	VW
	2.3 V5 4motion	1J-Y-000001		12.04	PR: 1LS,1LQ,1ZP,1ZM					
	2.8 V6 4motion	150	05.99	12.04	PR: 1LS,1LQ,1ZP,1ZM					
	1.4 16V		09.98	12.04	PR: 1LN,1ZD,1ZE,1ZH	13.0470-7122.2	LD7122		23392 20,3 +/WK	ATE
	1.6		09.98	12.04	PR: 1LN,1ZD,1ZE,1ZH					
	1.6 16V		02.00	12.04	PR: 1LN,1ZD,1ZE,1ZH					
	1.6 FSI		01.02	12.04	PR: 1LN,1ZD,1ZE,1ZH					
	1.8	92	09.98	12.04	PR: 1LN,1ZD,1ZE,1ZH					
	1.8 4motion	92	02.99	12.04	PR: 1LN,1ZD,1ZE,1ZH					
	1.8 T	110	09.00	12.04	PR: 1LN,1ZD,1ZE,1ZH					
	1.8 T	132	05.02	12.04	PR: 1LN,1ZD,1ZE,1ZH					
	1.9 SDI		09.98	12.04	PR: 1LN,1ZD,1ZE,1ZH					
	1.9 TDI	66	09.98	06.01	PR: 1LN,1ZD,1ZE,1ZH					
	1.9 TDI	74	09.00	12.04	PR: 1LN,1ZD,1ZE,1ZH					
	1.9 TDI	81	09.98	06.01	PR: 1LN,1ZD,1ZE,1ZH					
	1.9 TDI	85	02.99	06.01	PR: 1LN,1ZD,1ZE,1ZH					
	1.9 TDI	96	04.01	12.04	PR: 1LN,1ZD,1ZE,1ZH					
	1.9 TDI	110	10.00	12.04	PR: 1LN,1ZD,1ZE,1ZH					
	1.9 TDI 4motion	66	02.99	06.01	PR: 1LN,1ZD,1ZE,1ZH					
	1.9 TDI 4motion	74	09.00	12.04	PR: 1LN,1ZD,1ZE,1ZH					
	1.9 TDI 4motion	85	02.99	06.01	PR: 1LN,1ZD,1ZE,1ZH					
	1.9 TDI 4motion	96	04.01	12.04	PR: 1LN,1ZD,1ZE,1ZH					
	1.9 TDI 4motion	110	10.00	12.04	PR: 1LN,1ZD,1ZE,1ZH					
	2.0	85	09.98	12.04	PR: 1LN,1ZD,1ZE,1ZH					
	2.0 4motion	85	04.00	12.04	PR: 1LN,1ZD,1ZE,1ZH					
	2.3 V5		09.98	12.04	PR: 1LN,1ZD,1ZE,1ZH					
	2.3 V5 4motion		02.99	12.04	PR: 1LN,1ZD,1ZE,1ZH					
	2.8 V6 4motion	150	05.99	12.04	PR: 1LN,1ZD,1ZE,1ZH					
	1.4 16V		09.98	12.04	PR: 1KE,1KP,1KT	13.0470-2820.2	LD2820		20961 17,2 /S	LUC
	1.6		09.98	12.04	PR: 1KE,1KP,1KT					
	1.6 16V		02.00	12.04	PR: 1KE,1KP,1KT					
	1.6 FSI		01.02	12.04	PR: 1KE,1KP,1KT					
	1.8	92	09.98	12.04	PR: 1KE,1KP,1KT					
	1.8 4motion	92	02.99	12.04	PR: 1KE,1KP,1KT					
	1.8 T	110	09.00	12.04	PR: 1KE,1KP,1KT					
	1.8 T	132	05.02	12.04	PR: 1KE,1KP,1KT					
	1.9 SDI		09.98	12.04	PR: 1KE,1KP,1KT					
	1.9 TDI	66	09.98	06.01	PR: 1KE,1KP,1KT					
	1.9 TDI	74	09.00	12.04	PR: 1KE,1KP,1KT					
	1.9 TDI	81	09.98	06.01	PR: 1KE,1KP,1KT					
	1.9 TDI	85	02.99	06.01	PR: 1KE,1KP,1KT					
	1.9 TDI	96	04.01	12.04	PR: 1KE,1KP,1KT					
	1.9 TDI	110	10.00	12.04	PR: 1KE,1KP,1KT					
	1.9 TDI 4motion	66	02.99	06.01	PR: 1KE,1KP,1KT					
	1.9 TDI 4motion	74	09.00	12.04	PR: 1KE,1KP,1KT					
	1.9 TDI 4motion	85	02.99	06.01	PR: 1KE,1KP,1KT					
	1.9 TDI 4motion	96	04.01	12.04	PR: 1KE,1KP,1KT					
	1.9 TDI 4motion	110	10.00	12.04	PR: 1KE,1KP,1KT					
	2.0	85	09.98	12.04	PR: 1KE,1KP,1KT					
	2.0 4motion	85	04.00	12.04	PR: 1KE,1KP,1KT					
	2.3 V5		09.98	12.04	PR: 1KE,1KP,1KT					
	2.3 V5 4motion		02.99	12.04	PR: 1KE,1KP,1KT					
	2.8 V6 4motion	150	05.99	12.04	PR: 1KE,1KP,1KT					
	1.4 16V		09.98	12.04	PR: 1KU,1KY,2EE	13.0470-2886.2	LD2886		20961 16,2 /S	LUC
	1.6		09.98	12.04	PR: 1KU,1KY,2EE					
	1.6 16V		02.00	12.04	PR: 1KU,1KY,2EE					
	1.6 FSI		01.02	12.04	PR: 1KU,1KY,2EE					
	1.8	92	09.98	12.04	PR: 1KU,1KY,2EE					
	1.8 4motion	92	02.99	12.04	PR: 1KU,1KY,2EE					
	1.8 T	110	09.00	12.04	PR: 1KU,1KY,2EE					
	1.8 T	132	05.02	12.04	PR: 1KU,1KY,2EE					
	1.9 SDI		09.98	12.04	PR: 1KU,1KY,2EE					
	1.9 TDI	66	09.98	06.01	PR: 1KU,1KY,2EE					
	1.9 TDI	74	09.00	12.04	PR: 1KU,1KY,2EE					
	1.9 TDI	81	09.98	06.01	PR: 1KU,1KY,2EE					
	1.9 TDI	85	02.99	06.01	PR: 1KU,1KY,2EE					
	1.9 TDI	96	04.01	12.04	PR: 1KU,1KY,2EE					
	1.9 TDI	110	10.00	12.04	PR: 1KU,1KY,2EE					
	1.9 TDI 4motion	66	02.99	06.01	PR: 1KU,1KY,2EE					
	1.9 TDI 4motion	74	09.00	12.04	PR: 1KU,1KY,2EE					
	1.9 TDI 4motion	85	02.99	06.01	PR: 1KU,1KY,2EE					
	1.9 TDI 4motion	96	04.01	12.04	PR: 1KU,1KY,2EE					
	1.9 TDI 4motion	110	10.00	12.04	PR: 1KU,1KY,2EE					
	2.0	85	09.98	12.04	PR: 1KU,1KY,2EE					
	2.0 4motion	85	04.00	12.04	PR: 1KU,1KY,2EE					
	2.3 V5		09.98	12.04	PR: 1KU,1KY,2EE					
	2.3 V5 4motion		02.99	12.04	PR: 1KU,1KY,2EE					
	2.8 V6 4motion	150	05.99	12.04	PR: 1KU,1KY,2EE					

VOLKSWAGEN CADDY III (04-)

	1.2 TSI		09.10		PR: 1ZF,1ZM	13.0470-7117.2	LD7117		23131 19,6 +/WK	VW
	1.4	55	02.04		PR: 1ZF,1ZM					
	1.4 16V	59	05.06		PR: 1ZF,1ZM					
	1.6		04.04		PR: 1ZF,1ZM					
	1.6 TDI		08.10		PR: 1ZF,1ZM					
	1.9 TDI	55	09.05		PR: 1ZF,1ZM					
	1.9 TDI	77	02.04		PR: 1ZF,1ZM					





VOLKSWAGEN CADDY III (04-)

















	1.9 TDI 4motion	77		05.08	PR: 1ZF,1ZM	13.0470-7117.2	LD7117		23131 19,6 +/WK	VW					
	2.0 Eco Fuel	80		04.06	PR: 1ZF,1ZM										
	2.0 SDI	51		02.04	PR: 1ZF,1ZM										
	2.0 TDI	103		09.07	PR: 1ZF,1ZM										
	2.0 TDI 4motion	81		10.10	PR: 1ZF,1ZM										
	1.2 TSI			09.10	PR: 1ZE,1LJ,1ZA						13.0470-7184.2	LD7184		23587 20,6 +/WK	ATE
	1.4	55		02.04	PR: 1ZE,1LJ,1ZA										
	1.4 16V	59		05.06	PR: 1ZE,1LJ,1ZA										
	1.6			04.04	PR: 1ZE,1LJ,1ZA										
	1.6 TDI			08.10	PR: 1ZE,1LJ,1ZA										
1.9 TDI	55		09.05	PR: 1ZE,1LJ,1ZA											
1.9 TDI	77		02.04	PR: 1ZE,1LJ,1ZA											
1.9 TDI 4motion	77		05.08	PR: 1ZE,1LJ,1ZA											
2.0 Eco Fuel	80		04.06	PR: 1ZE,1LJ,1ZA											
2.0 SDI	51		02.04	PR: 1ZE,1LJ,1ZA											
2.0 TDI	103		09.07	PR: 1ZE,1LJ,1ZA											
2.0 TDI 4motion	81		10.10	PR: 1ZE,1LJ,1ZA											
	1.4	55		02.04 11.07	13.0470-2880.2	LD2880		23914 17,1 /WE/S	LUC						
	1.4 16V	59		05.06 11.07											
	1.6			04.04 11.07											
	1.9 TDI	55		09.05 11.07											
	1.9 TDI	77		02.04 11.07											
	2.0 Eco Fuel	80		04.06 11.07											
	2.0 SDI	51		02.04 11.07											
	2.0 TDI	103		09.07 11.07											
	1.2 TSI			09.10						PR: 1ZF,2E2	13.0470-2894.2	LD2894		20961 17,4 /S	LUC
	1.4	55		12.07						PR: 1ZF,2E2					
1.4 16V	59		12.07	PR: 1ZF,2E2											
1.6			12.07	PR: 1ZF,2E2											
1.6 TDI			08.10	PR: 1ZF,2E2											
1.9 TDI	55		12.07	PR: 1ZF,2E2											
1.9 TDI	77		12.07	PR: 1ZF,2E2											
1.9 TDI 4motion	77		05.08	PR: 1ZF,2E2											
2.0 Eco Fuel	80		12.07	PR: 1ZF,2E2											
2.0 SDI	51		12.07	PR: 1ZF,2E2											
2.0 TDI	103		12.07	PR: 1ZF,2E2											
2.0 TDI 4motion	81		10.10	PR: 1ZF,2E2											
	1.2 TSI			09.10	PR: 1ZE,1LJ	13.0470-2880.2	LD2880		23914 17,1 /WE/S	LUC					
	1.4	55	2K-B-200 000	12.07	PR: 1ZE,1LJ										
	1.4 16V	59	2K-B-200 000	12.07	PR: 1ZE,1LJ										
	1.6		2K-B-200 000	12.07	PR: 1ZE,1LJ										
	1.6 TDI		2K-B-200 000	08.10	PR: 1ZE,1LJ										
	1.9 TDI	55	2K-B-200 000	12.07	PR: 1ZE,1LJ										
	1.9 TDI	77	2K-B-200 000	12.07	PR: 1ZE,1LJ										
	1.9 TDI 4motion	77	2K-B-200 000	05.08	PR: 1ZE,1LJ										
	2.0 Eco Fuel	80	2K-B-200 000	12.07	PR: 1ZE,1LJ										
	2.0 SDI	51	2K-B-200 000	12.07	PR: 1ZE,1LJ										
2.0 TDI	103	2K-B-200 000	12.07	PR: 1ZE,1LJ											
2.0 TDI 4motion	81	2K-B-200 000	10.10	PR: 1ZE,1LJ											

VOLKSWAGEN CC COUPE (11-)


	1.8 TSI	118		11.11	PR: 1ZM,1ZG	13.0470-7184.2	LD7184		23587 20,6 +/WK	ATE
	2.0 Blue TDI	103		11.11	PR: 1ZM,1ZG					
	2.0 TDI BlueMotion	103		11.11	PR: 1ZM,1ZG					
	2.0 TDI BlueMotion	125		11.11	PR: 1ZM,1ZG					
	2.0 TSI	155		11.11	PR: 1ZM,1ZG					
	3.6 V6 4motion	220		11.11	PR: 1ZM,1ZG					
	1.8 TSI	118		11.11	PR: 1KW	13.0470-2749.2	LD2749		24483 16,9 /Zub/S	LUC
	2.0 Blue TDI	103		11.11	PR: 1KW					
	2.0 TDI BlueMotion	103		11.11	PR: 1KW					
	2.0 TDI BlueMotion	125		11.11	PR: 1KW					
	2.0 TSI	155		11.11	PR: 1KW					
	3.6 V6 4motion	220		11.11	PR: 1KW					
	1.8 TSI	118		11.11	PR: 2EA	13.0470-2880.2	LD2880		23914 17,1 /WE/S	LUC
	2.0 Blue TDI	103		11.11	PR: 2EA					
	2.0 TDI BlueMotion	103		11.11	PR: 2EA					
	2.0 TDI BlueMotion	125		11.11	PR: 2EA					
	2.0 TSI	155		11.11	PR: 2EA					
	3.6 V6 4motion	220		11.11	PR: 2EA					

VOLKSWAGEN EOS (06-)

	1.4 TSI			10.07	PR: 1LJ,1ZA,1ZD,1ZE	13.0470-7184.2	LD7184		23587 20,6 +/WK	ATE					
	1.6 FSI	85		05.06	PR: 1LJ,1ZA,1ZD,1ZE										
	2.0 FSI	110		05.06	PR: 1LJ,1ZA,1ZD,1ZE										
	2.0 TDI			05.06	PR: 1LJ,1ZA,1ZD,1ZE										
	2.0 TFSI	147		05.06	PR: 1LJ,1ZA,1ZD,1ZE										
	2.0 TSI	155		11.09	PR: 1LJ,1ZA,1ZD,1ZE										
	3.2 V6	184		05.06	PR: 1LJ,1ZA,1ZD,1ZE										
	3.6 V6	191		05.09	PR: 1LJ,1ZA,1ZD,1ZE										
	1.4 TSI			10.07	PR: 1LK						13.0470-7200.2	LD7200		23801 20,3 +/WK	ATE
	1.6 FSI	85		05.06	PR: 1LK										
2.0 FSI	110		05.06	PR: 1LK											
2.0 TDI			05.06	PR: 1LK											
2.0 TFSI	147		05.06	PR: 1LK											
2.0 TSI	155		11.09	PR: 1LK											
3.2 V6	184		05.06	PR: 1LK											

								
VOLKSWAGEN EOS (06-)								
	3.6 V6	191		05.09	PR: 1LK	13.0470-7200.2	LD7200	23801 20,3 +/WK ATE
	1.4 TSI 1.6 FSI 2.0 FSI 2.0 TDI 2.0 TFSI 2.0 TSI 3.2 V6 3.6 V6	85 110 147 155 184 191		10.07 05.06 05.06 05.06 11.09 05.06 05.09	PR: 1KD PR: 1KD PR: 1KD PR: 1KD PR: 1KD PR: 1KD PR: 1KD	13.0470-2894.2	LD2894	20961 17,4 /S LUC
	1.4 TSI 1.6 FSI 2.0 FSI 2.0 TDI 2.0 TFSI 2.0 TSI 3.2 V6 3.6 V6	85 110 147 155 184 191		10.07 05.06 05.06 05.06 11.09 05.06 05.09	PR: 1KJ,1KZ PR: 1KJ,1KZ PR: 1KJ,1KZ PR: 1KJ,1KZ PR: 1KJ,1KZ PR: 1KJ,1KZ PR: 1KJ,1KZ	13.0470-2880.2	LD2880	23914 17,1 /WE/S LUC
	1.4 TSI 1.6 FSI 2.0 FSI 2.0 TDI 2.0 TFSI 2.0 TSI 3.2 V6 3.6 V6	85 110 147 155 184 191		10.07 05.06 05.06 05.06 11.09 05.06 05.09	PR: 2EA PR: 2EA PR: 2EA PR: 2EA PR: 2EA PR: 2EA PR: 2EA	13.0470-2880.2	LD2880	23914 17,1 /WE/S LUC
VOLKSWAGEN FOX (05-)								
	1.0 1.2 1.4 1.4 TDI 1.6 1.9 D	55 51 47		10.03 04.05 04.05 10.03 12.07	PR: 1ZF PR: 1ZF PR: 1ZF PR: 1ZF PR: 1ZF	13.0470-7111.2	LD7111	23130 19,6 + VW
VOLKSWAGEN GOLF III (92-97)								
	1.9 TDI 2.0 GTI 2.0 GTI 16V 2.8 VR6 2.9 VR6 Syncro	81 85 1H-S-400001		05.96 05.96 05.96 10.94	08.97 + roter Sattel 1) 08.97 08.97 08.97	13.0470-7081.2	LD7081	21911 20,3 + ATE
VOLKSWAGEN GOLF III Variant (93-99)								
	2.9 VR6 Syncro			07.95	04.99	13.0470-7081.2	LD7081	21911 20,3 + ATE
VOLKSWAGEN GOLF III Cabriolet (94-02)								
	1.6 1.8 1.9 TDI 1.9 TDI 2.0	1E-X-016001 1E-X-016001 66 1E-X-016001 81 1E-X-016001 1E-X-016001		02.02 02.02 02.02 + ABS 02.02 + ABS 02.02		13.0470-2820.2	LD2820	20961 17,2 /S LUC
VOLKSWAGEN GOLF IV (98-03)								
	1.4 1.6 1.8 1.9 SDI 1.9 TDI 1.9 TDI 1.9 TDI 1.9 TDI	92 66 74 81 85	1J-X-800000 1J-X-800000 1J-X-800000 1J-X-800000 1J-X-800000 1J-X-800000 1J-X-800000	10.97 10.97 10.97 10.97 09.00 10.97 05.99	PR: 1LQ,1LR,1ZF PR: 1LQ,1LR,1ZF PR: 1LQ,1LR,1ZF PR: 1LQ,1LR,1ZF PR: 1LQ,1LR,1ZF PR: 1LQ,1LR,1ZF PR: 1LQ,1LR,1ZF	13.0470-7111.2	LD7111	23130 19,6 + VW
	1.4 1.6 1.6 FSI 1.8 1.8 4motion 1.9 SDI 1.9 TDI 1.9 TDI 1.9 TDI 1.9 TDI 1.9 TDI 4motion 1.9 TDI 4motion 1.9 TDI 4motion 2.0 2.0 4motion	1J-Y-000001 1J-Y-000001 92 1J-Y-000001 92 66 1J-Y-000001 74 1J-Y-000001 81 1J-Y-000001 85 1J-Y-000001 66 74 85 85 85		01.02 07.98 10.03 10.03 10.03 10.03 06.01 06.01 07.98 09.00 11.99 08.98 04.00	PR: 1LS,1ZM PR: 1LS,1ZM PR: 1LS,1ZM PR: 1LS,1ZM PR: 1LS,1ZM PR: 1LS,1ZM PR: 1LS,1ZM PR: 1LS,1ZM PR: 1LS,1ZM PR: 1LS,1ZM PR: 1LS,1ZM PR: 1LS,1ZM PR: 1LS,1ZM PR: 1LS,1ZM	13.0470-7117.2	LD7117	23131 19,6 +/WK VW
	1.8 T GTI 2.3 V5 2.3 V5 4motion 2.8 V6 4motion		1J-X-800000 1J-X-800000 1J-X-800000 1J-X-800000	10.97 10.97 11.98 01.99	PR: 1LE,1LN,1ZE,1ZH PR: 1LE,1LN,1ZE,1ZH PR: 1LE,1LN,1ZE,1ZH PR: 1LE,1LN,1ZE,1ZH	13.0470-7081.2	LD7081	21911 20,3 + ATE
	1.8 T GTI 1.9 TDI 1.9 TDI	1J-Y-000001 96 110		10.03 04.01 09.00	PR: 1LJ,1ZQ PR: 1LJ,1ZQ PR: 1LJ,1ZQ	13.0470-7122.2	LD7122	23392 20,3 +/WK ATE

1) + red caliper / + pinza rossa / + étrier rouge / + pinza roja

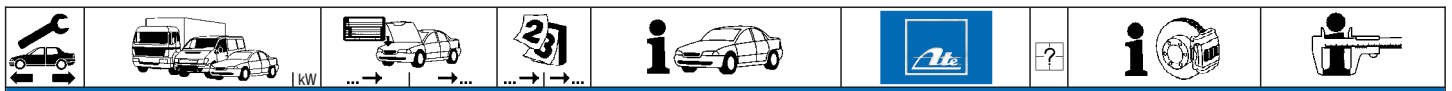


VOLKSWAGEN GOLF IV (98-03)

	1.9 TDI 4motion	96		04.01	10.03	PR: 1LJ,1ZQ	13.0470-7122.2	LD7122		23392 20,3 +WK	ATE
	1.9 TDI 4motion	110		09.00	10.03	PR: 1LJ,1ZQ					
	2.3 V5	1J-Y-000001			10.03	PR: 1LJ,1ZQ					
	2.3 V5 4motion	1J-Y-000001			10.03	PR: 1LJ,1ZQ					
2.8 V6 4motion	1J-Y-000001			10.03	PR: 1LJ,1ZQ						
	1.4			10.97	10.03	PR: 1KK,1KS,1KV	13.0470-2820.2	LD2820		20961 17,2 /S	LUC
	1.6			10.97	10.03	PR: 1KK,1KS,1KV					
	1.6 FSI			01.02	10.03	PR: 1KK,1KS,1KV					
	1.8	92		10.97	10.03	PR: 1KK,1KS,1KV					
	1.8 4motion	92		07.98	10.03	PR: 1KE					
	1.8 T GTI			10.97	10.03	PR: 1KK,1KS,1KV					
	1.9 SDI			10.97	10.03	PR: 1KK,1KS,1KV					
	1.9 TDI	66		10.97	06.01	PR: 1KK,1KS,1KV					
	1.9 TDI	74		09.00	10.03	PR: 1KK,1KS,1KV					
	1.9 TDI	81		10.97	10.03	PR: 1KK,1KS,1KV					
	1.9 TDI	85		05.99	06.01	PR: 1KK,1KS,1KV					
	1.9 TDI	96		04.01	10.03	PR: 1KK,1KS,1KV					
	1.9 TDI	110		09.00	10.03	PR: 1KK,1KS,1KV					
	1.9 TDI 4motion	66		07.98	06.01	PR: 1KE					
	1.9 TDI 4motion	74		09.00	10.03	PR: 1KE					
	1.9 TDI 4motion	85		11.99	06.01	PR: 1KE					
	1.9 TDI 4motion	96		04.01	10.03	PR: 1KE					
	1.9 TDI 4motion	110		09.00	10.03	PR: 1KE					
	2.0	85		08.98	10.03	PR: 1KK,1KS,1KV					
	2.0 4motion	85		04.00	10.03	PR: 1KE					
	2.3 V5			10.97	10.03	PR: 1KK,1KS,1KV					
2.3 V5 4motion		11.98	10.03	PR: 1KE							
2.8 V6 4motion		01.99	10.03	PR: 1KE							
3.2 R32 4motion		06.02	10.03	PR: 1KE							
1.4	1.6			10.97	10.03	PR: 1KY	13.0470-2886.2	LD2886		20961 16,2 /S	LUC
	1.6 FSI			01.02	10.03	PR: 1KY					
	1.8	92		10.97	10.03	PR: 1KY					
	1.8 4motion	92		07.98	10.03	PR: 1KY,2EE,2EL					
	1.8 T GTI			10.97	10.03	PR: 1KY					
	1.9 SDI			10.97	10.03	PR: 1KY					
	1.9 TDI	66		10.97	06.01	PR: 1KY					
	1.9 TDI	74		09.00	10.03	PR: 1KY					
	1.9 TDI	81		10.97	10.03	PR: 1KY					
	1.9 TDI	85		05.99	06.01	PR: 1KY					
	1.9 TDI	96		04.01	10.03	PR: 1KY					
	1.9 TDI	110		09.00	10.03	PR: 1KY					
	1.9 TDI 4motion	66		07.98	06.01	PR: 1KY,2EE,2EL					
	1.9 TDI 4motion	74		09.00	10.03	PR: 1KY,2EE,2EL					
	1.9 TDI 4motion	85		11.99	06.01	PR: 1KY,2EE,2EL					
	1.9 TDI 4motion	96		04.01	10.03	PR: 1KY,2EE,2EL					
	1.9 TDI 4motion	110		09.00	10.03	PR: 1KY,2EE,2EL					
	2.0	85		08.98	10.03	PR: 1KY					
	2.0 4motion	85		04.00	10.03	PR: 1KY,2EE,2EL					
	2.3 V5			10.97	10.03	PR: 1KY					
	2.3 V5 4motion			11.98	10.03	PR: 1KY,2EE,2EL					
2.8 V6 4motion		01.99	10.03	PR: 1KY,2EE,2EL							
3.2 R32 4motion		06.02	10.03	PR: 1KY,2EE,2EL							

VOLKSWAGEN GOLF IV Variant (99-06)

	1.4			05.99	06.06	PR: 1LR,1LS,1ZF,1ZP,1ZM	13.0470-7117.2	LD7117		23131 19,6 +WK	VW
	1.6			05.99	06.06	PR: 1LR,1LS,1ZF,1ZP,1ZM					
	1.6 FSI			01.02	06.06	PR: 1LR,1LS,1ZF,1ZP,1ZM					
	1.8 4motion	92		05.99	06.06	PR: 1LR,1LS,1ZF,1ZP,1ZM					
	1.9 SDI			05.99	06.06	PR: 1LR,1LS,1ZF,1ZP,1ZM					
	1.9 TDI	66		05.99	06.06	PR: 1LR,1LS,1ZF,1ZP,1ZM					
	1.9 TDI	74		09.00	06.06	PR: 1LR,1LS,1ZF,1ZP,1ZM					
	1.9 TDI	81		05.99	06.06	PR: 1LR,1LS,1ZF,1ZP,1ZM					
	1.9 TDI	85		05.99	06.06	PR: 1LR,1LS,1ZF,1ZP,1ZM					
	1.9 TDI 4motion	66		05.99	06.06	PR: 1LR,1LS,1ZF,1ZP,1ZM					
1.9 TDI 4motion	74	09.00	06.06	PR: 1LR,1LS,1ZF,1ZP,1ZM							
1.9 TDI 4motion	85	11.99	06.06	PR: 1LR,1LS,1ZF,1ZP,1ZM							
2.0	85	05.99	06.06	PR: 1LR,1LS,1ZF,1ZP,1ZM							
2.0 4motion	85	04.00	06.06	PR: 1LR,1LS,1ZF,1ZP,1ZM							
2.3 V5		1J-X-800000	05.99		PR: 1ZE	13.0470-7081.2	LD7081		21911 20,3 +	ATE	
2.3 V5 4motion		1J-X-800000	05.99		PR: 1ZE						
2.8 V6 4motion			05.99	06.06							
1.8 T	110		05.00	06.06	PR: 1ZD,1ZE	13.0470-7122.2	LD7122		23392 20,3 +WK	ATE	
1.9 TDI	96		04.01	06.06	PR: 1ZD,1ZE						
1.9 TDI 4motion	96		04.01	06.06	PR: 1ZD,1ZE						
2.3 V5	1J-Y-000001			06.06	PR: 1ZD,1ZE						
2.3 V5 4motion	1J-Y-000001			06.06	PR: 1ZD,1ZE						
	1.4			05.99	06.06	PR: 1KE,1KP,1KT	13.0470-2820.2	LD2820		20961 17,2 /S	LUC
	1.6			05.99	06.06	PR: 1KE,1KP,1KT					
	1.6 FSI			01.02	06.06	PR: 1KE,1KP,1KT					
	1.8 4motion	92		05.99	06.06	PR: 1KE,1KP,1KT					
	1.8 T	110		05.00	06.06	PR: 1KE,1KP,1KT					
	1.9 SDI			05.99	06.06	PR: 1KE,1KP,1KT					
	1.9 TDI	66		05.99	06.06	PR: 1KE,1KP,1KT					
	1.9 TDI	74		09.00	06.06	PR: 1KE,1KP,1KT					
	1.9 TDI	81		05.99	06.06	PR: 1KE,1KP,1KT					
	1.9 TDI	85		05.99	06.06	PR: 1KE,1KP,1KT					



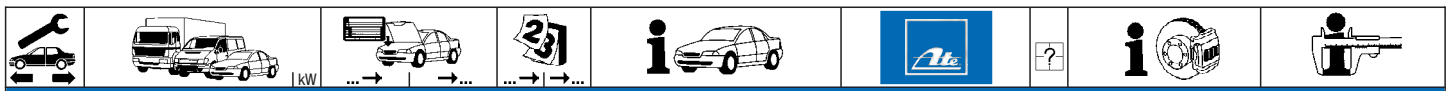
VOLKSWAGEN GOLF IV Variant (99-06)

	1.9 TDI	96	04.01	06.06	PR: 1KE,1KP,1KT	13.0470-2820.2	LD2820		20961 17,2 /S	LUC
	1.9 TDI 4motion	66	05.99	06.06	PR: 1KE,1KP,1KT					
	1.9 TDI 4motion	74	09.00	06.06	PR: 1KE,1KP,1KT					
	1.9 TDI 4motion	85	11.99	06.06	PR: 1KE,1KP,1KT					
	1.9 TDI 4motion	96	04.01	06.06	PR: 1KE,1KP,1KT					
	2.0	85	05.99	06.06	PR: 1KE,1KP,1KT					
	2.0 4motion	85	04.00	06.06	PR: 1KE,1KP,1KT					
	2.3 V5		05.99	06.06	PR: 1KE,1KP,1KT					
	2.3 V5 4motion		05.99	06.06	PR: 1KE,1KP,1KT					
	2.8 V6 4motion		05.99	06.06						
1.8 4motion	92	05.99	06.06	PR: 2EE,2EL	13.0470-2886.2	LD2886		20961 16,2 /S	LUC	
1.9 TDI 4motion	66	05.99	06.06	PR: 2EE,2EL						
1.9 TDI 4motion	74	09.00	06.06	PR: 2EE,2EL						
1.9 TDI 4motion	85	11.99	06.06	PR: 2EE,2EL						
1.9 TDI 4motion	96	04.01	06.06	PR: 2EE,2EL						
2.0 4motion	85	04.00	06.06	PR: 2EE,2EL						
2.3 V5 4motion		05.99	06.06	PR: 2EE,2EL						

VOLKSWAGEN GOLF V (03-08)

	1.4 16V		10.03	09.08	PR: 1ZF,1ZM,1ZC	13.0470-7117.2	LD7117		23131 19,6 +/WK	VW
	1.4 FSI	66	10.03	09.08	PR: 1ZF,1ZM,1ZC					
	1.4 TSI	90	05.07	09.08	PR: 1ZF,1ZM,1ZC					
	1.4 TSI	103	05.06	09.08	PR: 1ZF,1ZM,1ZC					
	1.4 TSI	125	11.05	09.08	PR: 1ZF,1ZM,1ZC					
	1.6 16V	75	01.04	09.08	PR: 1ZF,1ZM,1ZC					
	1.6 FSI	85	10.03	09.08	PR: 1ZF,1ZM,1ZC					
	1.9 TDI	66	05.04	09.08	PR: 1ZF,1ZM,1ZC					
	1.9 TDI	77	10.03	09.08	PR: 1ZF,1ZM,1ZC					
	1.9 TDI 4motion	77	08.04	09.08	PR: 1ZF,1ZM,1ZC					
	2.0 FSI	110	10.03	09.08	PR: 1ZF,1ZM,1ZC					
	2.0 FSI 4motion	110	08.04	09.08	PR: 1ZF,1ZM,1ZC					
	2.0 GTI	147	09.04	09.08	PR: 1ZF,1ZM,1ZC					
	2.0 GTI	169	09.06	09.08	PR: 1ZF,1ZM,1ZC					
	2.0 SDI	55	01.04	09.08	PR: 1ZF,1ZM,1ZC					
	2.0 TDI	100	10.03	09.08	PR: 1ZF,1ZM,1ZC					
	2.0 TDI	103	10.03	09.08	PR: 1ZF,1ZM,1ZC					
	2.0 TDI	125	11.05	09.08	PR: 1ZF,1ZM,1ZC					
	2.0 TDI 4motion	103	08.04	09.08	PR: 1ZF,1ZM,1ZC					
	3.2 R32	184	11.05	09.08	PR: 1ZF,1ZM,1ZC					
1.4 16V		10.03	09.08	PR: 1ZE,1ZP	13.0470-7184.2	LD7184		23587 20,6 +/WK	ATE	
1.4 FSI	66	10.03	09.08	PR: 1ZE,1ZP						
1.4 TSI	90	05.07	09.08	PR: 1ZE,1ZP						
1.4 TSI	103	05.06	09.08	PR: 1ZE,1ZP						
1.4 TSI	125	11.05	09.08	PR: 1ZE,1ZP						
1.6 16V	75	01.04	09.08	PR: 1ZE,1ZP						
1.6 FSI	85	10.03	09.08	PR: 1ZE,1ZP						
1.9 TDI	66	05.04	09.08	PR: 1ZE,1ZP						
1.9 TDI	77	10.03	09.08	PR: 1ZE,1ZP						
1.9 TDI 4motion	77	08.04	09.08	PR: 1ZE,1ZP						
2.0 FSI	110	10.03	09.08	PR: 1ZE,1ZP						
2.0 FSI 4motion	110	08.04	09.08	PR: 1ZE,1ZP						
2.0 GTI	147	09.04	09.08	PR: 1ZE,1ZP						
2.0 GTI	169	09.06	09.08	PR: 1ZE,1ZP						
2.0 SDI	55	01.04	09.08	PR: 1ZE,1ZP						
2.0 TDI	100	10.03	09.08	PR: 1ZE,1ZP						
2.0 TDI	103	10.03	09.08	PR: 1ZE,1ZP						
2.0 TDI	125	11.05	09.08	PR: 1ZE,1ZP						
2.0 TDI 4motion	103	08.04	09.08	PR: 1ZE,1ZP						
3.2 R32	184	11.05	09.08	PR: 1ZE,1ZP						
1.4 16V		10.03	09.08	PR: 1LJ,1LL,1LV,1ZD	13.0470-7184.2	LD7184		23587 20,6 +/WK	ATE	
1.4 FSI	66	10.03	09.08	PR: 1LJ,1LL,1LV,1ZD						
1.4 TSI	90	05.07	09.08	PR: 1LJ,1LL,1LV,1ZD						
1.4 TSI	103	05.06	09.08	PR: 1LJ,1LL,1LV,1ZD						
1.4 TSI	125	11.05	09.08	PR: 1LJ,1LL,1LV,1ZD						
1.6 16V	75	01.04	09.08	PR: 1LJ,1LL,1LV,1ZD						
1.6 FSI	85	10.03	09.08	PR: 1LJ,1LL,1LV,1ZD						
1.9 TDI	66	05.04	09.08	PR: 1LJ,1LL,1LV,1ZD						
1.9 TDI	77	10.03	09.08	PR: 1LJ,1LL,1LV,1ZD						
1.9 TDI 4motion	77	08.04	09.08	PR: 1LJ,1LL,1LV,1ZD						
2.0 FSI	110	10.03	09.08	PR: 1LJ,1LL,1LV,1ZD						
2.0 FSI 4motion	110	08.04	09.08	PR: 1LJ,1LL,1LV,1ZD						
2.0 GTI	147	09.04	09.08	PR: 1LJ,1LL,1LV,1ZD						
2.0 GTI	169	09.06	09.08	PR: 1LJ,1LL,1LV,1ZD						
2.0 SDI	55	01.04	09.08	PR: 1LJ,1LL,1LV,1ZD						
2.0 TDI	100	10.03	09.08	PR: 1LJ,1LL,1LV,1ZD						
2.0 TDI	103	10.03	09.08	PR: 1LJ,1LL,1LV,1ZD						
2.0 TDI	125	11.05	09.08	PR: 1LJ,1LL,1LV,1ZD						
2.0 TDI 4motion	103	08.04	09.08	PR: 1LJ,1LL,1LV,1ZD						
3.2 R32	184	11.05	09.08	PR: 1LJ,1LL,1LV,1ZD						
1.4 16V		10.03	09.08	PR: 1LK,1LM	13.0470-7200.2	LD7200		23801 20,3 +/WK	ATE	
1.4 FSI	66	10.03	09.08	PR: 1LK,1LM						
1.4 TSI	90	05.07	09.08	PR: 1LK,1LM						
1.4 TSI	103	05.06	09.08	PR: 1LK,1LM						
1.4 TSI	125	11.05	09.08	PR: 1LK,1LM						
1.6 16V	75	01.04	09.08	PR: 1LK,1LM						
1.6 FSI	85	10.03	09.08	PR: 1LK,1LM						
1.9 TDI	66	05.04	09.08	PR: 1LK,1LM						






VOLKSWAGEN GOLF V (03-08)

	1.9 TDI 1.9 TDI 4motion 2.0 FSI 2.0 FSI 4motion 2.0 GTI 2.0 GTI 2.0 SDI 2.0 TDI 2.0 TDI 2.0 TDI 2.0 TDI 4motion 3.2 R32	77 77 110 110 147 169 55 100 103 125 103 184		10.03 08.04 10.03 08.04 09.04 09.06 01.04 10.03 10.03 11.05 08.04 11.05	09.08 09.08 09.08 09.08 09.08 09.08 09.08 09.08 09.08 09.08 09.08 09.08	PR: 1LK,1LM PR: 1LK,1LM PR: 1LK,1LM PR: 1LK,1LM PR: 1LK,1LM PR: 1LK,1LM PR: 1LK,1LM PR: 1LK,1LM PR: 1LK,1LM PR: 1LK,1LM PR: 1LK,1LM PR: 1LK,1LM	13.0470-7200.2 LD7200		23801 20,3 +/WK	ATE
	1.4 16V 1.4 FSI 1.4 TSI 1.4 TSI 1.4 TSI 1.6 16V 1.6 FSI 1.9 TDI 1.9 TDI 2.0 FSI 2.0 GTI 2.0 GTI 2.0 SDI 2.0 TDI 2.0 TDI 2.0 TDI	66 90 103 125 75 85 66 77 110 147 169 55 100 103 125		10.03 10.03 05.07 05.06 11.05 01.04 10.03 05.04 10.03 09.04 09.06 01.04 10.03 10.03 11.05	09.08 09.08 09.08 09.08 09.08 09.08 09.08 09.08 09.08 09.08 09.08 09.08 09.08 09.08 09.08 09.08	PR: 1KD,1KQ PR: 1KD,1KQ PR: 1KD,1KQ PR: 1KD,1KQ PR: 1KD,1KQ PR: 1KD,1KQ PR: 1KD,1KQ PR: 1KD,1KQ PR: 1KD,1KQ PR: 1KD,1KQ PR: 1KD,1KQ PR: 1KD,1KQ PR: 1KD,1KQ PR: 1KD,1KQ PR: 1KD,1KQ PR: 1KD,1KQ	13.0470-2894.2 LD2894		20961 17,4 /S	LUC
	1.4 16V 1.4 FSI 1.4 TSI 1.4 TSI 1.4 TSI 1.6 16V 1.6 FSI 1.9 TDI 1.9 TDI 1.9 TDI 4motion 2.0 FSI 2.0 FSI 4motion 2.0 GTI 2.0 GTI 2.0 SDI 2.0 TDI 2.0 TDI 2.0 TDI 4motion 3.2 R32	66 90 103 125 75 85 66 77 77 110 110 147 169 55 100 103 103 184		10.03 10.03 05.07 05.06 11.05 01.04 10.03 05.04 10.03 08.04 10.03 09.04 09.06 01.04 10.03 10.03 08.04 11.05	09.08 09.08 09.08 09.08 09.08 09.08 09.08 09.08 09.08 09.08 09.08 09.08 09.08 09.08 09.08 09.08 09.08 09.08	PR: 1KY,1KZ,1KF,2EL PR: 1KY,1KZ,1KF,2EL PR: 1KY,1KZ,1KF,2EL PR: 1KY,1KZ,1KF,2EL PR: 1KY,1KZ,1KF,2EL PR: 1KY,1KZ,1KF,2EL PR: 1KY,1KZ,1KF,2EL PR: 1KY,1KZ,1KF,2EL PR: 1KY,1KZ,1KF,2EL PR: 1KY,1KZ,1KF,2EL PR: 1KY,1KZ,1KF,2EL PR: 1KY,1KZ,1KF,2EL PR: 1KY,1KZ,1KF,2EL PR: 1KY,1KZ,1KF,2EL PR: 1KY,1KZ,1KF,2EL PR: 1KY,1KZ,1KF,2EL PR: 1KY,1KZ,1KF,2EL PR: 1KY,1KZ,1KF,2EL	13.0470-2880.2 LD2880		23914 17,1 /WE/S	LUC
	1.4 16V 1.4 FSI 1.4 TSI 1.4 TSI 1.4 TSI 1.6 16V 1.6 FSI 1.9 TDI 1.9 TDI 2.0 FSI 2.0 GTI 2.0 GTI 2.0 SDI 2.0 TDI 2.0 TDI 2.0 TDI	66 90 103 125 75 85 66 77 110 147 169 55 100 103 103 125		10.03 10.03 05.07 05.06 11.05 01.04 10.03 05.04 10.03 09.04 09.06 01.04 10.03 10.03 10.03 11.05	09.08 09.08 09.08 09.08 09.08 09.08 09.08 09.08 09.08 09.08 09.08 09.08 09.08 09.08 09.08 09.08	PR: 1KE PR: 1KE PR: 1KE PR: 1KE PR: 1KE PR: 1KE PR: 1KE PR: 1KE PR: 1KE PR: 1KE PR: 1KE PR: 1KE PR: 1KE PR: 1KE PR: 1KE PR: 1KE	13.0470-2887.2 LD2887		23914 17,1 /WE/S	LUC

VOLKSWAGEN GOLF V Variant (07-09)

	1.4 1.4 TSI 1.4 TSI 1.4 TSI 1.4 TSI 1.6 1.9 TDI 1.9 TDI 4motion 2.0 2.0 TDI	59 90 103 118 125 75 77 77 147		06.07 06.07 05.07 07.08 05.07 05.07 05.07 12.07 06.07 05.07	06.09 06.09 06.09 06.09 06.09 06.09 06.09 06.09 06.09 06.09	PR: 1ZM PR: 1ZM PR: 1ZM PR: 1ZM PR: 1ZM PR: 1ZM PR: 1ZM PR: 1ZM PR: 1ZM PR: 1ZM	13.0470-7117.2 LD7117		23131 19,6 +/WK	VW
	1.4 1.4 TSI 1.4 TSI 1.4 TSI 1.4 TSI 1.6 1.9 TDI 1.9 TDI 4motion 2.0 2.0 TDI	59 90 103 118 125 75 77 77 147		06.07 06.07 05.07 07.08 05.07 05.07 05.07 12.07 06.07 05.07	06.09 06.09 06.09 06.09 06.09 06.09 06.09 06.09 06.09 06.09	PR: 1LJ,1ZD,1ZE,1ZP PR: 1LJ,1ZD,1ZE,1ZP PR: 1LJ,1ZD,1ZE,1ZP PR: 1LJ,1ZD,1ZE,1ZP PR: 1LJ,1ZD,1ZE,1ZP PR: 1LJ,1ZD,1ZE,1ZP PR: 1LJ,1ZD,1ZE,1ZP PR: 1LJ,1ZD,1ZE,1ZP PR: 1LJ,1ZD,1ZE,1ZP PR: 1LJ,1ZD,1ZE,1ZP	13.0470-7184.2 LD7184		23587 20,6 +/WK	ATE




VOLKSWAGEN GOLF V Variant (07-09)

	1.4	59	06.07	06.09	PR: 1KE	13.0470-2887.2	LD2887		23914 17,1 /WE/S	LUC
	1.4 TSI	90	06.07	06.09	PR: 1KE					
	1.4 TSI	103	05.07	06.09	PR: 1KE					
	1.4 TSI	118	07.08	06.09	PR: 1KE					
	1.4 TSI	125	05.07	06.09	PR: 1KE					
	1.6	75	05.07	06.09	PR: 1KE					
	1.9 TDI	77	05.07	06.09	PR: 1KE					
	1.9 TDI 4motion	77	12.07	06.09	PR: 1KE					
	2.0	147	06.07	06.09	PR: 1KE					
	2.0 TDI		05.07	06.09	PR: 1KE					
	1.4	59	06.07	06.09	PR: 1KF,1KJ	13.0470-2880.2	LD2880		23914 17,1 /WE/S	LUC
	1.4 TSI	90	06.07	06.09	PR: 1KF,1KJ					
	1.4 TSI	103	05.07	06.09	PR: 1KF,1KJ					
	1.4 TSI	118	07.08	06.09	PR: 1KF,1KJ					
	1.4 TSI	125	05.07	06.09	PR: 1KF,1KJ					
	1.6	75	05.07	06.09	PR: 1KF,1KJ					
	1.9 TDI	77	05.07	06.09	PR: 1KF,1KJ					
	1.9 TDI 4motion	77	12.07	06.09	PR: 1KF,1KJ					
	2.0	147	06.07	06.09	PR: 1KF,1KJ					
	2.0 TDI		05.07	06.09	PR: 1KF,1KJ					

VOLKSWAGEN GOLF VI (08-)

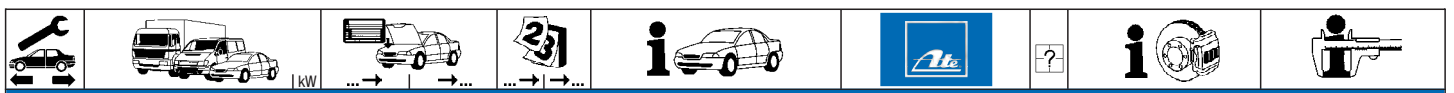
	1.2 TSI		05.09		PR: 1ZF	13.0470-7117.2	LD7117		23131 19,6 +/WK	VW
	1.4	59	10.08		PR: 1ZF					
	1.4 TSI	90	10.08		PR: 1ZF					
	1.4 TSI	118	10.08		PR: 1ZF					
	1.6	75	10.08		PR: 1ZF					
	1.6 Bi-Fuel	75	03.09		PR: 1ZF					
	1.6 TDI	66	02.09		PR: 1ZF					
	1.6 TDI	77	02.09		PR: 1ZF					
	1.8 TSI	118	06.09		PR: 1ZF					
	2.0	147	03.09		PR: 1ZF					
	2.0 R 4motion		11.09		PR: 1ZF					
	2.0 TDI	81	10.08		PR: 1ZF					
	2.0 TDI	100	10.08		PR: 1ZF					
	2.0 TDI	103	10.08		PR: 1ZF					
	2.0 TDI	125	04.09		PR: 1ZF					
2.0 TDI 4motion	103	10.08		PR: 1ZF						
2.0 TSI		07.09		PR: 1ZF						
2.5 FSI	125	08.09		PR: 1ZF						
	1.2 TSI		05.09		PR: 1ZE,1ZP	13.0470-7184.2	LD7184		23587 20,6 +/WK	ATE
	1.4	59	10.08		PR: 1ZE,1ZP					
	1.4 TSI	90	10.08		PR: 1ZE,1ZP					
	1.4 TSI	118	10.08		PR: 1ZE,1ZP					
	1.6	75	10.08		PR: 1ZE,1ZP					
	1.6 Bi-Fuel	75	03.09		PR: 1ZE,1ZP					
	1.6 TDI	66	02.09		PR: 1ZE,1ZP					
	1.6 TDI	77	02.09		PR: 1ZE,1ZP					
	1.8 TSI	118	06.09		PR: 1ZE,1ZP					
	2.0	147	03.09		PR: 1ZE,1ZP					
	2.0 R 4motion		11.09		PR: 1ZE,1ZP					
	2.0 TDI	81	10.08		PR: 1ZE,1ZP					
	2.0 TDI	100	10.08		PR: 1ZE,1ZP					
	2.0 TDI	103	10.08		PR: 1ZE,1ZP					
	2.0 TDI	125	04.09		PR: 1ZE,1ZP					
2.0 TDI 4motion	103	10.08		PR: 1ZE,1ZP						
2.0 TSI		07.09		PR: 1ZE,1ZP						
2.5 FSI	125	08.09		PR: 1ZE,1ZP						
	1.2 TSI		05.09		PR: 1ZA,1ZB,1LJ,1LL	13.0470-7184.2	LD7184		23587 20,6 +/WK	ATE
	1.4	59	10.08		PR: 1ZA,1ZB,1LJ,1LL					
	1.4 TSI	90	10.08		PR: 1ZA,1ZB,1LJ,1LL					
	1.4 TSI	118	10.08		PR: 1ZA,1ZB,1LJ,1LL					
	1.6	75	10.08		PR: 1ZA,1ZB,1LJ,1LL					
	1.6 Bi-Fuel	75	03.09		PR: 1ZA,1ZB,1LJ,1LL					
	1.6 TDI	66	02.09		PR: 1ZA,1ZB,1LJ,1LL					
	1.6 TDI	77	02.09		PR: 1ZA,1ZB,1LJ,1LL					
	1.8 TSI	118	06.09		PR: 1ZA,1ZB,1LJ,1LL					
	2.0	147	03.09		PR: 1ZA,1ZB,1LJ,1LL					
	2.0 R 4motion		11.09		PR: 1ZA,1ZB,1LJ,1LL					
	2.0 TDI	81	10.08		PR: 1ZA,1ZB,1LJ,1LL					
	2.0 TDI	100	10.08		PR: 1ZA,1ZB,1LJ,1LL					
	2.0 TDI	103	10.08		PR: 1ZA,1ZB,1LJ,1LL					
	2.0 TDI	125	04.09		PR: 1ZA,1ZB,1LJ,1LL					
2.0 TDI 4motion	103	10.08		PR: 1ZA,1ZB,1LJ,1LL						
2.0 TSI		07.09		PR: 1ZA,1ZB,1LJ,1LL						
2.5 FSI	125	08.09		PR: 1ZA,1ZB,1LJ,1LL						
	1.2 TSI		05.09		PR: 1LJ,1ZD	13.0470-7184.2	LD7184		23587 20,6 +/WK	ATE
	1.4	59	10.08		PR: 1LJ,1ZD					
	1.4 TSI	90	10.08		PR: 1LJ,1ZD					
	1.4 TSI	118	10.08		PR: 1LJ,1ZD					
	1.6	75	10.08		PR: 1LJ,1ZD					
	1.6 Bi-Fuel	75	03.09		PR: 1LJ,1ZD					
	1.6 TDI	66	02.09		PR: 1LJ,1ZD					
	1.6 TDI	77	02.09		PR: 1LJ,1ZD					
	1.8 TSI	118	06.09		PR: 1LJ,1ZD					
	2.0	147	03.09		PR: 1LJ,1ZD					
2.0 R 4motion		11.09		PR: 1LJ,1ZD						





VOLKSWAGEN GOLF VI (08-)

	2.0 TDI 81 2.0 TDI 100 2.0 TDI 103 2.0 TDI 125 2.0 TDI 4motion 103 2.0 TSI 07.09 2.5 FSI 08.09		10.08 10.08 10.08 04.09 10.08 07.09 08.09	PR: 1LJ,1ZD PR: 1LJ,1ZD PR: 1LJ,1ZD PR: 1LJ,1ZD PR: 1LJ,1ZD PR: 1LJ,1ZD PR: 1LJ,1ZD	13.0470-7184.2 LD7184		23587 20,6 +/WK	ATE
	1.2 TSI 59 1.4 90 1.4 TSI 118 1.6 75 1.6 Bi-Fuel 75 1.6 TDI 66 1.6 TDI 77 1.8 TSI 118 2.0 147 2.0 R 4motion 81 2.0 TDI 100 2.0 TDI 103 2.0 TDI 125 2.0 TDI 4motion 103 2.0 TSI 07.09 2.5 FSI 08.09		05.09 10.08 10.08 10.08 03.09 02.09 02.09 06.09 03.09 11.09 10.08 10.08 10.08 04.09 10.08 07.09 08.09	PR: 1LM PR: 1LM PR: 1LM PR: 1LM PR: 1LM PR: 1LM PR: 1LM PR: 1LM PR: 1LM PR: 1LM PR: 1LM PR: 1LM PR: 1LM PR: 1LM PR: 1LM PR: 1LM	13.0470-7200.2 LD7200		23801 20,3 +/WK	ATE
	1.2 TSI 59 1.4 90 1.4 TSI 118 1.6 75 1.6 Bi-Fuel 75 1.6 TDI 66 1.6 TDI 77 1.8 TSI 118 2.0 147 2.0 R 4motion 81 2.0 TDI 100 2.0 TDI 103 2.0 TDI 125 2.0 TDI 4motion 103 2.0 TSI 07.09 2.5 FSI 08.09		05.09 10.08 10.08 10.08 03.09 02.09 02.09 06.09 03.09 11.09 10.08 10.08 10.08 04.09 10.08 07.09 08.09	PR: 1ZK PR: 1ZK PR: 1ZK PR: 1ZK PR: 1ZK PR: 1ZK PR: 1ZK PR: 1ZK PR: 1ZK PR: 1ZK PR: 1ZK PR: 1ZK PR: 1ZK PR: 1ZK PR: 1ZK PR: 1ZK	13.0470-7227.2 LD7227		23801 20,4 +/WK	ATE
	1.2 TSI 59 1.4 90 1.4 TSI 118 1.6 75 1.6 Bi-Fuel 75 1.6 TDI 66 1.6 TDI 77 1.8 TSI 118 2.0 147 2.0 TDI 81 2.0 TDI 100 2.0 TDI 103 2.0 TDI 125 2.0 TSI 07.09 2.5 FSI 08.09		05.09 10.08 10.08 10.08 03.09 02.09 02.09 06.09 03.09 10.08 10.08 10.08 04.09 07.09 08.09	PR: 1KD PR: 1KD PR: 1KD PR: 1KD PR: 1KD PR: 1KD PR: 1KD PR: 1KD PR: 1KD PR: 1KD PR: 1KD PR: 1KD PR: 1KD PR: 1KD PR: 1KD	13.0470-2894.2 LD2894		20961 17,4 /S	LUC
	1.2 TSI 59 1.4 90 1.4 TSI 118 1.6 75 1.6 Bi-Fuel 75 1.6 TDI 66 1.6 TDI 77 1.8 TSI 118 2.0 147 2.0 R 4motion 81 2.0 TDI 100 2.0 TDI 103 2.0 TDI 125 2.0 TDI 4motion 103 2.0 TSI 07.09 2.5 FSI 08.09		05.09 10.08 10.08 10.08 03.09 02.09 02.09 06.09 03.09 11.09 10.08 10.08 10.08 04.09 10.08 07.09 08.09	PR: 1KF,1KY,1KZ PR: 1KF,1KY,1KZ PR: 1KF,1KY,1KZ PR: 1KF,1KY,1KZ PR: 1KF,1KY,1KZ PR: 1KF,1KY,1KZ PR: 1KF,1KY,1KZ PR: 1KF,1KY,1KZ PR: 1KF,1KY,1KZ PR: 1KF,1KY,1KZ, 2EL PR: 1KF,1KY,1KZ PR: 1KF,1KY,1KZ PR: 1KF,1KY,1KZ PR: 1KF,1KY,1KZ PR: 1KF,1KY,1KZ PR: 1KF,1KY,1KZ, 2EL PR: 1KF,1KY,1KZ	13.0470-2880.2 LD2880		23914 17,1 /WE/S	LUC
	1.2 TSI 59 1.4 90 1.4 TSI 118 1.6 75 1.6 Bi-Fuel 75 1.6 TDI 66 1.6 TDI 77 1.8 TSI 118 2.0 147		05.09 10.08 10.08 10.08 03.09 02.09 02.09 06.09 03.09	PR: 1KE,1KV PR: 1KE,1KV PR: 1KE,1KV PR: 1KE,1KV PR: 1KE,1KV PR: 1KE,1KV PR: 1KE,1KV PR: 1KE,1KV PR: 1KE,1KV	13.0470-2887.2 LD2887		23914 17,1 /WE/S	LUC



VOLKSWAGEN GOLF VI (08-)

	2.0 R 4motion		11.09	PR: 1KE,1KV	13.0470-2887.2	LD2887		23914 17,1 /WE/S	LUC
	2.0 TDI	81	10.08	PR: 1KE,1KV					
	2.0 TDI	100	10.08	PR: 1KE,1KV					
	2.0 TDI	103	10.08	PR: 1KE,1KV					
	2.0 TDI	125	04.09	PR: 1KE,1KV					
	2.0 TDI 4motion	103	10.08	PR: 1KE,1KV					
	2.0 TSI		07.09	PR: 1KE,1KV					
2.5 FSI	125	08.09	PR: 1KE,1KV						
2.0 R 4motion		11.09	PR: 1KW	13.0470-2887.2	LD2887		23914 17,1 /WE/S	LUC	
2.0 TDI 4motion	103	10.08	PR: 1KW						

VOLKSWAGEN GOLF VI Variant (09-)

	1.2 TSI		08.09	PR: 1ZM	13.0470-7117.2	LD7117		23131 19,6 +/WK	VW
	1.4	59	07.09	PR: 1ZM					
	1.4 TSI	90	07.09	PR: 1ZM					
	1.4 TSI	118	07.09	PR: 1ZM					
	1.6	75	07.09	PR: 1ZM					
	1.6 TDI		07.09	PR: 1ZM					
	1.6 TDI 4motion	77	07.09	PR: 1ZM					
2.0 TDI		07.09	PR: 1ZM						
	1.2 TSI		08.09	PR: 1ZA,1ZD,1ZE,1ZP,1LJ	13.0470-7184.2	LD7184		23587 20,6 +/WK	ATE
	1.4	59	07.09	PR: 1ZA,1ZD,1ZE,1ZP,1LJ					
	1.4 TSI	90	07.09	PR: 1ZA,1ZD,1ZE,1ZP,1LJ					
	1.4 TSI	118	07.09	PR: 1ZA,1ZD,1ZE,1ZP,1LJ					
	1.6	75	07.09	PR: 1ZA,1ZD,1ZE,1ZP,1LJ					
	1.6 TDI		07.09	PR: 1ZA,1ZD,1ZE,1ZP,1LJ					
	1.6 TDI 4motion	77	07.09	PR: 1ZA,1ZD,1ZE,1ZP,1LJ					
2.0 TDI		07.09	PR: 1ZA,1ZD,1ZE,1ZP,1LJ						
	1.2 TSI		08.09	PR: 1KF,1KJ	13.0470-2880.2	LD2880		23914 17,1 /WE/S	LUC
	1.4	59	07.09	PR: 1KF,1KJ					
	1.4 TSI	90	07.09	PR: 1KF,1KJ					
	1.4 TSI	118	07.09	PR: 1KF,1KJ					
	1.6	75	07.09	PR: 1KF,1KJ					
	1.6 TDI		07.09	PR: 1KF,1KJ					
	1.6 TDI 4motion	77	07.09	PR: 1KF,1KJ					
2.0 TDI		07.09	PR: 1KF,1KJ						
	1.2 TSI		08.09	PR: 1KE	13.0470-2887.2	LD2887		23914 17,1 /WE/S	LUC
	1.4	59	07.09	PR: 1KE					
	1.4 TSI	90	07.09	PR: 1KE					
	1.4 TSI	118	07.09	PR: 1KE					
	1.6	75	07.09	PR: 1KE					
	1.6 TDI		07.09	PR: 1KE					
	1.6 TDI 4motion	77	07.09	PR: 1KE					
2.0 TDI		07.09	PR: 1KE						


VOLKSWAGEN GOLF VI Cabriolet (11-)

	1.2 TSI	77	06.11	PR: 1ZE	13.0470-7184.2	LD7184		23587 20,6 +/WK	ATE
	1.4 TSI	90	06.11	PR: 1ZE					
	1.4 TSI	118	06.11	PR: 1ZE					
	1.6 TDI	77	06.11	PR: 1ZE					
	2.0 TDI	103	06.11	PR: 1ZE					
	2.0 TSI	155	06.11	PR: 1ZE					
	2.0 TSI	155	06.11	PR: 1ZE					
	1.2 TSI	77	06.11	PR: 1ZD,1ZP	13.0470-7184.2	LD7184		23587 20,6 +/WK	ATE
	1.4 TSI	90	06.11	PR: 1ZD,1ZP					
	1.4 TSI	118	06.11	PR: 1ZD,1ZP					
	1.6 TDI	77	06.11	PR: 1ZD,1ZP					
	2.0 TDI	103	06.11	PR: 1ZD,1ZP					
	2.0 TSI	155	06.11	PR: 1ZD,1ZP					
	2.0 TSI	155	06.11	PR: 1ZD,1ZP					
	1.2 TSI	77	06.11	PR: 1ZA	13.0470-7184.2	LD7184		23587 20,6 +/WK	ATE
	1.4 TSI	90	06.11	PR: 1ZA					
	1.4 TSI	118	06.11	PR: 1ZA					
	1.6 TDI	77	06.11	PR: 1ZA					
	2.0 TDI	103	06.11	PR: 1ZA					
	2.0 TSI	155	06.11	PR: 1ZA					
	2.0 TSI	155	06.11	PR: 1ZA					
	1.2 TSI	77	06.11	PR: 1KD	13.0470-2894.2	LD2894		20961 17,4 /S	LUC
	1.4 TSI	90	06.11	PR: 1KD					
	1.4 TSI	118	06.11	PR: 1KD					
	1.6 TDI	77	06.11	PR: 1KD					
	2.0 TDI	103	06.11	PR: 1KD					
	2.0 TSI	155	06.11	PR: 1KD					
	2.0 TSI	155	06.11	PR: 1KD					

VOLKSWAGEN GOLF Plus (05-)

	1.2 TSI		08.09	PR: 1ZF,1ZM	13.0470-7117.2	LD7117		23131 19,6 +/WK	VW
	1.4 16V		01.05	PR: 1ZF,1ZM					
	1.4 FSI	66	07.05	PR: 1ZF,1ZM					
	1.4 TSI	90	06.07	PR: 1ZF,1ZM					
	1.4 TSI	103	05.06	PR: 1ZF,1ZM					
	1.4 TSI	118	06.08	PR: 1ZF,1ZM					
	1.4 TSI	125	05.06	PR: 1ZF,1ZM					
	1.6	75	05.05	PR: 1ZF,1ZM					
	1.6 BiFuel	75	05.09	PR: 1ZF,1ZM					
	1.6 FSI	85	01.05	PR: 1ZF,1ZM					
	1.6 TDI		02.09	PR: 1ZF,1ZM					
	1.9 TDI	66	05.05	PR: 1ZF,1ZM					
	1.9 TDI	77	01.05	PR: 1ZF,1ZM					
	2.0 FSI	110	05.05	PR: 1ZF,1ZM					
	↓	↓							











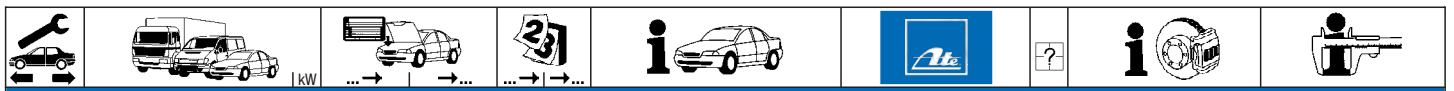
VOLKSWAGEN GOLF Plus (05-)

	2.0 TDI		05.05	PR: 1ZF,1ZM	13.0470-7117.2	LD7117		23131 19,6 +/WK	VW
	2.0 TDI	81	01.09	PR: 1ZF,1ZM					
	2.0 TDI	103	01.05	PR: 1ZF,1ZM					
	1.2 TSI		08.09	PR: 1ZA,1ZP,1ZE,1LJ	13.0470-7184.2	LD7184		23587 20,6 +/WK	ATE
	1.4 16V		01.05	PR: 1ZA,1ZP,1ZE,1LJ					
	1.4 FSI	66	07.05	PR: 1ZA,1ZP,1ZE,1LJ					
	1.4 TSI	90	06.07	PR: 1ZA,1ZP,1ZE,1LJ					
	1.4 TSI	103	05.06	PR: 1ZA,1ZP,1ZE,1LJ					
	1.4 TSI	118	06.08	PR: 1ZA,1ZP,1ZE,1LJ					
	1.4 TSI	125	05.06	PR: 1ZA,1ZP,1ZE,1LJ					
	1.6	75	05.05	PR: 1ZA,1ZP,1ZE,1LJ					
	1.6 BiFuel	75	05.09	PR: 1ZA,1ZP,1ZE,1LJ					
	1.6 FSI	85	01.05	PR: 1ZA,1ZP,1ZE,1LJ					
	1.6 TDI		02.09	PR: 1ZA,1ZP,1ZE,1LJ					
	1.9 TDI	66	05.05	PR: 1ZA,1ZP,1ZE,1LJ					
	1.9 TDI	77	01.05	PR: 1ZA,1ZP,1ZE,1LJ					
	2.0 FSI	110	05.05	PR: 1ZA,1ZP,1ZE,1LJ					
2.0 TDI		05.05	PR: 1ZA,1ZP,1ZE,1LJ						
2.0 TDI	81	01.09	PR: 1ZA,1ZP,1ZE,1LJ						
2.0 TDI	103	01.05	PR: 1ZA,1ZP,1ZE,1LJ						
	1.4 16V		01.05	PR: 1KD	13.0470-2894.2	LD2894		20961 17,4 /S	LUC
	1.4 FSI	66	07.05	PR: 1KD					
	1.4 TSI	90	06.07	PR: 1KD					
	1.4 TSI	103	05.06	PR: 1KD					
	1.4 TSI	118	06.08	PR: 1KD					
	1.4 TSI	125	05.06	PR: 1KD					
	1.6	75	05.05	PR: 1KD					
	1.6 BiFuel	75	05.09	PR: 1KD					
	1.6 BiFuel	75	05.09	PR: 1KD					
	1.6 FSI	85	01.05	PR: 1KD					
	1.6 TDI		02.09	PR: 1KD					
	1.6 TDI		02.09	PR: 1KD					
	1.9 TDI	66	05.05	PR: 1KD					
	1.9 TDI	77	01.05	PR: 1KD					
	2.0 FSI	110	05.05	PR: 1KD					
	2.0 TDI		05.05	PR: 1KD					
	2.0 TDI	81	01.09	PR: 1KD					
2.0 TDI	103	01.05	PR: 1KD						
	1.2 TSI		08.09	PR: 1KE,1KZ	13.0470-2880.2	LD2880		23914 17,1 /WE/S	LUC
	1.4 16V		01.05	PR: 1KE,1KZ					
	1.4 FSI	66	07.05	PR: 1KE,1KZ					
	1.4 TSI	90	06.07	PR: 1KE,1KZ					
	1.4 TSI	103	05.06	PR: 1KE,1KZ					
	1.4 TSI	118	06.08	PR: 1KE,1KZ					
	1.4 TSI	125	05.06	PR: 1KE,1KZ					
	1.6	75	05.05	PR: 1KE,1KZ					
	1.6 BiFuel	75	05.09	PR: 1KE,1KZ					
	1.6 FSI	85	01.05	PR: 1KE,1KZ					
	1.6 TDI		02.09	PR: 1KE,1KZ					
	1.6 TDI		02.09	PR: 1KE,1KZ					
	1.9 TDI	66	05.05	PR: 1KE,1KZ					
	1.9 TDI	77	01.05	PR: 1KE,1KZ					
	2.0 FSI	110	05.05	PR: 1KE,1KZ					
	2.0 TDI		05.05	PR: 1KE,1KZ					
	2.0 TDI	81	01.09	PR: 1KE,1KZ					
2.0 TDI	103	01.05	PR: 1KE,1KZ						

VOLKSWAGEN JETTA V (05-10)

	1.4 TSI	90	05.07	10.10 PR: 1ZM	13.0470-7117.2	LD7117		23131 19,6 +/WK	VW					
	1.4 TSI	103	06.06	10.10 PR: 1ZM										
	1.4 TSI	118	07.08	10.10 PR: 1ZM										
	1.4 TSI	125	06.06	10.10 PR: 1ZM										
	1.6 FSI	85	08.05	10.10 PR: 1ZM										
	1.6 i 16V	75	08.05	10.10 PR: 1ZM										
	1.6 TDI		06.09	10.10 PR: 1ZM										
	1.9 TDI	77	08.05	10.10 PR: 1ZM										
	2.0 FSI	110	08.05	10.10 PR: 1ZM										
	2.0 TDI	100	09.05	10.10 PR: 1ZM										
	2.0 TDI	103	08.05	10.10 PR: 1ZM										
	2.0 TDI	125	06.06	10.10 PR: 1ZM										
	2.0 TFSI	147	10.05	10.10 PR: 1ZM										
	2.5 FSI		07.08	10.10 PR: 1ZM										
	1.4 TSI	90	05.07	10.10 PR: 1ZE,1ZP,1ZD,1LJ						13.0470-7184.2	LD7184		23587 20,6 +/WK	ATE
	1.4 TSI	103	06.06	10.10 PR: 1ZE,1ZP,1ZD,1LJ										
	1.4 TSI	118	07.08	10.10 PR: 1ZE,1ZP,1ZD,1LJ										
1.4 TSI	125	06.06	10.10 PR: 1ZE,1ZP,1ZD,1LJ											
1.6 FSI	85	08.05	10.10 PR: 1ZE,1ZP,1ZD,1LJ											
1.6 i 16V	75	08.05	10.10 PR: 1ZE,1ZP,1ZD,1LJ											
1.6 TDI		06.09	10.10 PR: 1ZE,1ZP,1ZD,1LJ											
1.9 TDI	77	08.05	10.10 PR: 1ZE,1ZP,1ZD,1LJ											
2.0 FSI	110	08.05	10.10 PR: 1ZE,1ZP,1ZD,1LJ											
2.0 TDI	100	09.05	10.10 PR: 1ZE,1ZP,1ZD,1LJ											
2.0 TDI	103	08.05	10.10 PR: 1ZE,1ZP,1ZD,1LJ											
2.0 TDI	125	06.06	10.10 PR: 1ZE,1ZP,1ZD,1LJ											
2.0 TFSI	147	10.05	10.10 PR: 1ZE,1ZP,1ZD,1LJ											
2.5 FSI		07.08	10.10 PR: 1ZE,1ZP,1ZD,1LJ											

VOLKSWAGEN JETTA V (05-10)		KW		23		i		Ate		?		i		i	
	1.4 TSI	90		05.07	10.10	PR: 1KE,1KF,1KJ		13.0470-2880.2	LD2880			23914	17,1 /WE/S	LUC	
	1.4 TSI	103		06.06	10.10	PR: 1KE,1KF,1KJ									
	1.4 TSI	118		07.08	10.10	PR: 1KE,1KF,1KJ									
	1.4 TSI	125		06.06	10.10	PR: 1KE,1KF,1KJ									
	1.6 FSI	85		08.05	10.10	PR: 1KE,1KF,1KJ									
	1.6 i 16V	75		08.05	10.10	PR: 1KE,1KF,1KJ									
	1.6 TDI			06.09	10.10	PR: 1KE,1KF,1KJ									
	1.9 TDI	77		08.05	10.10	PR: 1KE,1KF,1KJ									
	2.0 FSI	110		08.05	10.10	PR: 1KE,1KF,1KJ									
	2.0 TDI	100		09.05	10.10	PR: 1KE,1KF,1KJ									
	2.0 TDI	103		08.05	10.10	PR: 1KE,1KF,1KJ									
	2.0 TDI	125		06.06	10.10	PR: 1KE,1KF,1KJ									
	2.0 TFSI	147		10.05	10.10	PR: 1KE,1KF,1KJ									
	2.5 FSI			07.08	10.10	PR: 1KE,1KF,1KJ									
VOLKSWAGEN JETTA VI (11-)															
	1.2 TSI	77		04.11		PR: 1ZM		13.0470-7117.2	LD7117			23131	19,6 +/WK	VW	
	1.4 TSI	90		04.11		PR: 1ZM									
	1.4 TSI	118		04.11		PR: 1ZM									
	1.6 TDI	77		04.11		PR: 1ZM									
	2.0 TDI			04.11		PR: 1ZM									
	2.0 TSI	147		04.11		PR: 1ZM									
	1.2 TSI	77		04.11		PR: 1ZQ		13.0470-7111.2	LD7111			23130	19,6 +	VW	
	1.4 TSI	90		04.11		PR: 1ZQ									
	1.4 TSI	118		04.11		PR: 1ZQ									
	1.6 TDI	77		04.11		PR: 1ZQ									
	2.0 TDI			04.11		PR: 1ZQ									
	2.0 TSI	147		04.11		PR: 1ZQ									
	1.2 TSI	77		04.11		PR: 1ZA,1ZB,1ZE		13.0470-7184.2	LD7184			23587	20,6 +/WK	ATE	
	1.4 TSI	90		04.11		PR: 1ZA,1ZB,1ZE									
	1.4 TSI	118		04.11		PR: 1ZA,1ZB,1ZE									
	1.6 TDI	77		04.11		PR: 1ZA,1ZB,1ZE									
	2.0 TDI			04.11		PR: 1ZA,1ZB,1ZE									
	2.0 TSI	147		04.11		PR: 1ZA,1ZB,1ZE									
VOLKSWAGEN LUPO (98-05)															
	1.4 16V	74	6X-2-080000	01.99				13.0470-2820.2	LD2820			20961	17,2 /S	LUC	
	1.4 16V	74	6E-2-010000	01.99				13.0470-2886.2	LD2886			20961	16,2 /S	LUC	
	1.4 FSI	77	6X-2-080000	09.00											
	1.4 FSI	77	6E-2-010000	09.00											
	1.6 GTI		6X-2-080000	09.00											
	1.6 GTI		6E-2-010000	09.00											
VOLKSWAGEN NEW BEETLE (98-10)															
	1.9 TDI	66	9C-X-999000	01.98		PR: 1ZM		13.0470-7111.2	LD7111			23130	19,6 +	VW	
	2.0	85	9C-X-999000	01.98		PR: 1ZM									
	1.4	55		08.01	05.10	PR: 1ZP,1ZM		13.0470-7117.2	LD7117			23131	19,6 +/WK	VW	
	1.6			11.99	05.10	PR: 1ZP,1ZM									
	1.8 T	110		10.99	05.10	PR: 1ZP,1ZM									
	1.8 T	132		11.01	06.05	PR: 1ZP,1ZM									
	1.9 TDI	66	9C-Y-600001	02.01	05.10	PR: 1ZP,1ZM									
	1.9 TDI	74		10.00	05.10	PR: 1ZP,1ZM									
	1.9 TDI	77		07.05	05.10	PR: 1ZP,1ZM									
	2.0	85	9C-Y-600001	05.10	05.10	PR: 1ZP,1ZM									
	1.9 TDI	66	9C-X-699000	01.98		PR: 1ZE,1ZH		13.0470-7081.2	LD7081			21911	20,3 +	ATE	
	2.0	85	9C-X-699000	01.98		PR: 1ZE,1ZH									
	1.4	55		08.01	05.10	PR: 1ZD,1ZE		13.0470-7122.2	LD7122			23392	20,3 +/WK	ATE	
	1.6			11.99	05.10	PR: 1ZD,1ZE									
	1.8 T	110		10.99	05.10	PR: 1ZD,1ZE									
	1.8 T	132		11.01	06.05	PR: 1ZD,1ZE									
	1.9 TDI	66	9C-Y-600001	02.01	05.10	PR: 1ZD,1ZE									
	1.9 TDI	74		10.00	05.10	PR: 1ZD,1ZE									
	1.9 TDI	77		07.05	05.10	PR: 1ZD,1ZE									
	2.0	85	9C-Y-600001	05.10	05.10	PR: 1ZD,1ZE									
	2.3 V5	125		10.00	05.05										
	3.2 RSI			04.00	03.03										
	1.4	55		08.01	05.10	PR: 1KS,1KV		13.0470-2820.2	LD2820			20961	17,2 /S	LUC	
	1.6			11.99	05.10	PR: 1KS,1KV									
	1.8 T	110		10.99	05.10	PR: 1KS,1KV									
	1.8 T	132		11.01	06.05	PR: 1KS,1KV									
	1.9 TDI	66		01.98	02.01	PR: 1KS,1KV									
	1.9 TDI	74		10.00	05.10	PR: 1KS,1KV									
	1.9 TDI	77		07.05	05.10	PR: 1KS,1KV									
	2.0	85		01.98	05.10	PR: 1KS,1KV									
	2.3 V5	125		10.00	05.05	PR: 1KS,1KV									
	1.8 T	132		11.01	06.05	PR: 1KY		13.0470-2886.2	LD2886			20961	16,2 /S	LUC	
	2.3 V5	125		10.00	05.05	PR: 1KY									
	3.2 RSI			04.00	03.03										
VOLKSWAGEN NEW BEETLE Cabriolet (03-10)															
	1.4	55		01.03	05.10	PR: 1ZP,1ZM		13.0470-7117.2	LD7117			23131	19,6 +/WK	VW	
	1.6	75		01.03	05.10	PR: 1ZP,1ZM									
	1.8 T	110		12.03	05.10	PR: 1ZP,1ZM									
	1.9 TDI	74		07.03	05.10	PR: 1ZP,1ZM									
	1.9 TDI	77		07.05	05.10	PR: 1ZP,1ZM									
	2.0	85		01.03	05.10	PR: 1ZP,1ZM									



VOLKSWAGEN NEW BEETLE Cabriolet (03-10)

	1.4	55		01.03	05.10	PR: 1ZD,1ZE	13.0470-7122.2	LD7122		23392 20,3 +/WK	ATE
	1.6	75		01.03	05.10	PR: 1ZD,1ZE					
	1.8 T	110		12.03	05.10	PR: 1ZD,1ZE					
	1.9 TDI	74		07.03	05.10	PR: 1ZD,1ZE					
	1.9 TDI	77		07.05	05.10	PR: 1ZD,1ZE					
	2.0	85		01.03	05.10	PR: 1ZD,1ZE					

VOLKSWAGEN BEETLE (11-)

	1.2 TSI	77		10.11		PR: 1ZQ	13.0470-7111.2	LD7111		23130 19,6 +	VW
	1.4 TSI	118		10.11		PR: 1ZQ					
	1.6 TDI	77		10.11		PR: 1ZQ					
	2.0 TDI	103		10.11		PR: 1ZQ					
	2.0 TSI	147		10.11		PR: 1ZQ					
	1.2 TSI	77		10.11		PR: 1ZB,1ZE					
1.4 TSI	118		10.11		PR: 1ZB,1ZE	13.0470-7184.2	LD7184		23587 20,6 +/WK	ATE	
1.6 TDI	77		10.11		PR: 1ZB,1ZE						
2.0 TDI	103		10.11		PR: 1ZB,1ZE						
2.0 TSI	147		10.11		PR: 1ZB,1ZE						
1.2 TSI	77		10.11		PR: 1LV,1ZM,1ZP						
1.4 TSI	118		10.11		PR: 1LV,1ZM,1ZP						
1.6 TDI	77		10.11		PR: 1LV,1ZM,1ZP	13.0470-7117.2	LD7117		23131 19,6 +/WK	VW	
2.0 TDI	103		10.11		PR: 1LV,1ZM,1ZP						
2.0 TSI	147		10.11		PR: 1LV,1ZM,1ZP						

VOLKSWAGEN PASSAT (94-96)

	2.0 16V			01.94	12.96		13.0470-7081.2	LD7081		21911 20,3 +	ATE
	2.8 VR6			10.93	12.96						
	2.9 VR6 Syncro			10.94	12.96						

VOLKSWAGEN PASSAT (97-05)

	1.6	3B-Y-000001		09.00	09.00	PR: 1LZ,1ZJ	13.0470-2837.2	LD2837		21945 19,6 +/WK/S	LUC
	1.8	85 3B-Y-000001		09.00	09.00	PR: 1LZ,1ZJ					
	1.8	92 3B-Y-000001		09.00	09.00	PR: 1LZ,1ZJ					
	1.8 4motion	3B-Y-000001		09.00	09.00	PR: 1LZ,1ZJ					
	1.9 TDI	66 3B-Y-000001		09.00	09.00	PR: 1LZ,1ZJ					
	1.6			10.00	06.05	PR: 1LB,1ZC					
1.8	92 3B-Y-000001		06.05	06.05	PR: 1LB,1ZC						
1.8 T	3B-Y-000001		06.05	06.05	PR: 1LB,1ZC						
1.9 TDI	74		10.00	06.05	PR: 1LB,1ZC						
1.9 TDI	81 3B-Y-000001		06.05	06.05	PR: 1LB,1ZC						
1.9 TDI	85 3B-Y-000001		06.05	06.05	PR: 1LB,1ZC						
1.9 TDI	96		10.00	06.05	PR: 1LB,1ZC	13.0470-7110.2	LD7110		23018 20,3 +/WK	ATE	
1.9 TDI 4motion	3B-Y-000001		06.05	06.05	PR: 1LB,1ZC						
1.9 TDI 4motion	96		10.00	06.05	PR: 1LB,1ZC						
2.0	85		10.00	06.05	PR: 1LB,1ZC						
2.0	96		05.02	06.05	PR: 1LB,1ZC						
2.0 4motion	85		10.00	06.05	PR: 1LB,1ZC						
2.0 TDI	100		12.03	06.05	PR: 1LB,1ZC	13.0470-7110.2	LD7110		23018 20,3 +/WK	ATE	
2.3	3B-Y-000001		06.05	06.05	PR: 1LB,1ZC						
2.3 4motion	3B-Y-000001		06.05	06.05	PR: 1LB,1ZC						
2.5 TDI	3B-Y-000001		06.05	06.05	PR: 1LB,1ZC						
2.5 TDI 4motion	3B-Y-000001		06.05	06.05	PR: 1LB,1ZC						
2.8	132 3B-Y-000001		06.05	06.05	PR: 1LB,1ZC						
2.8	142 3B-Y-000001		06.05	06.05	PR: 1LB,1ZC	13.0470-2820.2	LD2820		20961 17,2 /S	LUC	
2.8 4motion	3B-Y-000001		06.05	06.05	PR: 1LB,1ZC						
1.6			10.00	06.05	PR: 1LE, 1LT						
1.8	92 3B-Y-000001		06.05	06.05	PR: 1LE, 1LT						
1.8 T	3B-Y-000001		06.05	06.05	PR: 1LE, 1LT						
1.9 TDI	74		10.00	06.05	PR: 1LE, 1LT						
1.9 TDI	81 3B-Y-000001		06.05	06.05	PR: 1LE, 1LT	13.0470-2886.2	LD2886		20961 16,2 /S	LUC	
1.9 TDI	85 3B-Y-000001		06.05	06.05	PR: 1LE, 1LT						
1.9 TDI	96		10.00	06.05	PR: 1LE, 1LT						
1.9 TDI 4motion	3B-Y-000001		06.05	06.05	PR: 1LE, 1LT						
1.9 TDI 4motion	96		10.00	06.05	PR: 1LE, 1LT						
2.0	85		10.00	06.05	PR: 1LE, 1LT						
2.0	96		05.02	06.05	PR: 1LE, 1LT	13.0470-2886.2	LD2886		20961 16,2 /S	LUC	
2.0 4motion	85		10.00	06.05	PR: 1LE, 1LT						
2.0 TDI	100		12.03	06.05	PR: 1LE, 1LT						
2.3	3B-Y-000001		06.05	06.05	PR: 1LE, 1LT						
2.3 4motion	3B-Y-000001		06.05	06.05	PR: 1LE, 1LT						
2.5 TDI	3B-Y-000001		06.05	06.05	PR: 1LE, 1LT						
2.5 TDI 4motion	3B-Y-000001		06.05	06.05	PR: 1LE, 1LT	13.0470-2820.2	LD2820		20961 17,2 /S	LUC	
2.8	132 3B-Y-000001		06.05	06.05	PR: 1LE, 1LT						
2.8	142 3B-Y-000001		06.05	06.05	PR: 1LE, 1LT						
2.8 4motion	3B-Y-000001		06.05	06.05	PR: 1LE, 1LT						
1.6			10.96	06.05	PR: 1KD,1KE,1KF,1KW						
1.8	85		01.97	09.00	PR: 1KD,1KE,1KF,1KW						
1.8	92		10.96	09.00	PR: 1KD,1KE,1KF,1KW	13.0470-2886.2	LD2886		20961 16,2 /S	LUC	
1.8 4motion			10.96	09.00	PR: 1KD,1KE,1KF,1KW						
1.8 T			10.96	06.05	PR: 1KD,1KE,1KF,1KW						

1) + VR6 / + GUS States / + VR6 / + Stati del GUS / + VR6 / + Etats de la CEI / + VR6 / + estados del GUS



VOLKSWAGEN PASSAT (97-05)

	1.9 TDI	66	10.96	09.00	PR: 1KD,1KE,1KF,1KW	13.0470-2820.2	LD2820		20961 17,2 /S	LUC
	1.9 TDI	74	10.00	06.05	PR: 1KD,1KE,1KF,1KW	13.0470-2886.2	LD2886		20961 16,2 /S	LUC
	1.9 TDI	81	10.96	06.05	PR: 1KD,1KE,1KF,1KW					
	1.9 TDI	85	08.98	06.05	PR: 1KD,1KE,1KF,1KW					
	1.9 TDI	96	10.00	06.05	PR: 1KD,1KE,1KF,1KW					
	1.9 TDI 4motion		10.96	06.05	PR: 1KD,1KE,1KF,1KW					
	1.9 TDI 4motion	96	10.00	06.05	PR: 1KD,1KE,1KF,1KW					
	2.0	85	10.00	06.05	PR: 1KD,1KE,1KF,1KW					
	2.0	96	05.02	06.05	PR: 1KD,1KE,1KF,1KW					
	2.0 4motion	85	10.00	06.05	PR: 1KD,1KE,1KF,1KW					
	2.0 TDI	100	12.03	06.05	PR: 1KD,1KE,1KF,1KW					
	2.3		10.96	06.05	PR: 1KD,1KE,1KF,1KW					
	2.3 4motion		06.97	06.05	PR: 1KD,1KE,1KF,1KW					
	2.5 TDI		08.98	06.05	PR: 1KD,1KE,1KF,1KW					
	2.5 TDI 4motion		08.98	06.05	PR: 1KD,1KE,1KF,1KW					
	2.8	132	01.97	06.05	+ (M) / + GUS-Staaten ¹⁾					
	2.8	142	08.96	06.05	PR: 1KD,1KE,1KF,1KW					
2.8 4motion		10.96	06.05	PR: 1KD,1KE,1KF,1KW						
4.0 W8 4motion		09.01	06.05	PR: 1KD,1KE,1KF,1KW						

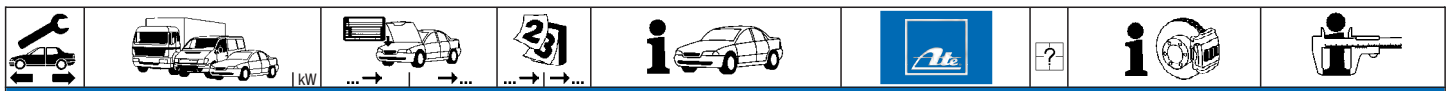
VOLKSWAGEN PASSAT Limousine (05-10)

	1.4 TSI		10.07	07.10	PR: 1LJ,1LH,1ZG	13.0470-7184.2	LD7184		23587 20,6 +/WK	ATE	
	1.6	75	03.05	07.10	PR: 1LJ,1LH,1ZG						
	1.6 FSI	85	03.05	07.10	PR: 1LJ,1LH,1ZG						
	1.6 TDI	77	08.09	07.10	PR: 1LJ,1LH,1ZG						
	1.8 TSI	112	11.09	07.10	PR: 1LJ,1LH,1ZG						
	1.8 TSI	118	10.07	07.10	PR: 1LJ,1LH,1ZG						
	1.9 TDI	77	03.05	07.10	PR: 1LJ,1LH,1ZG						
	2.0 FSI	110	03.05	07.10	PR: 1LJ,1LH,1ZG						
	2.0 FSI 4motion	110	03.05	07.10	PR: 1LJ,1LH,1ZG						
	2.0 TDI		03.05	07.10	PR: 1LJ,1LH,1ZG						
	2.0 TDI	120	08.05	07.10	PR: 1LJ,1LH,1ZG						
	2.0 TDI	125	08.05	07.10	PR: 1LJ,1LH,1ZG						
	2.0 TDI 4motion	103	03.05	07.10	PR: 1LJ,1LH,1ZG						
	2.0 TDI 4motion	125	05.09	07.10	PR: 1LJ,1LH,1ZG						
	2.0 TFSI	147	03.05	07.10	PR: 1LJ,1LH,1ZG						
	3.2 V6 FSI	184	11.05	07.10	PR: 1LJ,1LH,1ZG						
	3.2 V6 FSI 4motion	184	09.05	07.10	PR: 1LJ,1LH,1ZG						
	3.6 R36	220	04.07	07.10	PR: 1LJ,1LH,1ZG						
		1.4 TSI		10.07	07.10	PR: 1LK	13.0470-7200.2	LD7200		23801 20,3 +/WK	ATE
		1.6	75	03.05	07.10	PR: 1LK					
1.6 FSI		85	03.05	07.10	PR: 1LK						
1.6 TDI		77	08.09	07.10	PR: 1LK						
1.8 TSI		112	11.09	07.10	PR: 1LK						
1.8 TSI		118	10.07	07.10	PR: 1LK						
1.9 TDI		77	03.05	07.10	PR: 1LK						
2.0 FSI		110	03.05	07.10	PR: 1LK						
2.0 FSI 4motion		110	03.05	07.10	PR: 1LK						
2.0 TDI			03.05	07.10	PR: 1LK						
2.0 TDI		120	08.05	07.10	PR: 1LK						
2.0 TDI		125	08.05	07.10	PR: 1LK						
2.0 TDI 4motion		103	03.05	07.10	PR: 1LK						
2.0 TDI 4motion		125	05.09	07.10	PR: 1LK						
2.0 TFSI		147	03.05	07.10	PR: 1LK						
3.2 V6 FSI		184	11.05	07.10	PR: 1LK						
3.2 V6 FSI 4motion		184	09.05	07.10	PR: 1LK						
3.6 R36		220	04.07	07.10	PR: 1LK						
		1.4 TSI		10.07	07.10	PR: 1KU	13.0470-2880.2	LD2880	elektrische Feststellbremse ²⁾	23914 17,1 /WE/S	LUC
		1.6	75	03.05	07.10	PR: 1KU					
	1.6 FSI	85	03.05	07.10	PR: 1KU						
	1.6 TDI	77	08.09	07.10	PR: 1KU						
	1.8 TSI	112	11.09	07.10	PR: 1KU						
	1.8 TSI	118	10.07	07.10	PR: 1KU						
	1.9 TDI	77	03.05	07.10	PR: 1KU						
	2.0 FSI	110	03.05	07.10	PR: 1KU						
	2.0 FSI 4motion	110	03.05	07.10	PR: 1KU						
	2.0 TDI		03.05	07.10	PR: 1KU						
	2.0 TDI	120	08.05	07.10	PR: 1KU						
	2.0 TDI	125	08.05	07.10	PR: 1KU						
	2.0 TDI 4motion	103	03.05	07.10	PR: 1KU						
	2.0 TDI 4motion	125	05.09	07.10	PR: 1KU						
	2.0 TFSI	147	03.05	07.10	PR: 1KU						
	3.2 V6 FSI	184	11.05	07.10	PR: 1KU						
	3.2 V6 FSI 4motion	184	09.05	07.10	PR: 1KU						
	3.6 R36	220	04.07	07.10	PR: 1KU						
		1.4 TSI		10.07	07.10	PR: 2EA	13.0470-2880.2	LD2880	elektrische Feststellbremse ²⁾	23914 17,1 /WE/S	LUC
		1.6	75	03.05	07.10	PR: 2EA					
1.6 FSI		85	03.05	07.10	PR: 2EA						
1.6 TDI		77	08.09	07.10	PR: 2EA						
1.8 TSI		112	11.09	07.10	PR: 2EA						
1.8 TSI		118	10.07	07.10	PR: 2EA						
1.9 TDI		77	03.05	07.10	PR: 2EA						
2.0 FSI		110	03.05	07.10	PR: 2EA						
2.0 FSI 4motion		110	03.05	07.10	PR: 2EA						
2.0 FSI 4motion			03.05	07.10	PR: 2EA						

¹⁾ + (M) / + GUS States / + (M) / + Stati del GUS / + (M) / + Etats de la CEI / + (M) / + estados del GUS

²⁾ electric parking brake / fr.di stazionamento elettrico / frein à main électrique / freno de mano eléctrico





VOLKSWAGEN PASSAT Limousine (05-10)

	2.0 TDI		03.05	07.10	PR: 2EA	13.0470-2880.2	LD2880	elektrische Feststellbremse ¹⁾	23914 17,1 /WE/S	LUC
	2.0 TDI		03.05	07.10	PR: 2EA					
	2.0 TDI	120	08.05	07.10	PR: 2EA					
	2.0 TDI	125	08.05	07.10	PR: 2EA					
	2.0 TDI 4motion	103	03.05	07.10	PR: 2EA					
	2.0 TDI 4motion	125	05.09	07.10	PR: 2EA					
	2.0 TFSI	147	03.05	07.10	PR: 2EA					
	3.2 V6 FSI	184	11.05	07.10	PR: 2EA					
	3.2 V6 FSI 4motion	184	09.05	07.10	PR: 2EA					
	3.6 R36	220	04.07	07.10	PR: 2EA					

VOLKSWAGEN PASSAT Variant (05-10)











	1.4 TSI	90	10.07	07.10	PR: 1LJ,1LH,1ZG	13.0470-7184.2	LD7184		23587 20,6 +/WK	ATE
	1.6	75	07.05	07.10	PR: 1LJ,1LH,1ZG					
	1.6 FSI	85	07.05	07.10	PR: 1LJ,1LH,1ZG					
	1.6 TDI	77	08.09	07.10	PR: 1LJ,1LH,1ZG					
	1.8 TSI	112	11.09	07.10	PR: 1LJ,1LH,1ZG					
	1.8 TSI	118	10.07	07.10	PR: 1LJ,1LH,1ZG					
	1.9 TDI	77	07.05	07.10	PR: 1LJ,1LH,1ZG					
	2.0 FSI	110	07.05	07.10	PR: 1LJ,1LH,1ZG					
	2.0 FSI 4motion	110	09.05	07.10	PR: 1LJ,1LH,1ZG					
	2.0 TDI		11.05	07.10	PR: 1LJ,1LH,1ZG					
	2.0 TDI		07.05	07.10	PR: 1LJ,1LH,1ZG					
	2.0 TDI	90	07.05	07.10	PR: 1LJ,1LH,1ZG					
	2.0 TDI	100	07.05	07.10	PR: 1LJ,1LH,1ZG					
	2.0 TDI	125	07.05	07.10	PR: 1LJ,1LH,1ZG					
	2.0 TDI 4motion	103	09.05	07.10	PR: 1LJ,1LH,1ZG					
	2.0 TDI 4motion	125	05.09	07.10	PR: 1LJ,1LH,1ZG					
	2.0 TFSI	147	07.05	07.10	PR: 1LJ,1LH,1ZG					
	3.2 V6 FSI	184	11.05	07.10	PR: 1LJ,1LH,1ZG					
	3.2 V6 FSI 4motion	184	11.05	07.10	PR: 1LJ,1LH,1ZG					
	3.6 R36	220	04.07	07.10	PR: 1LJ,1LH,1ZG					

	1.4 TSI	90	10.07	07.10	PR: 1LK	13.0470-7200.2	LD7200		23801 20,3 +/WK	ATE
	1.6	75	07.05	07.10	PR: 1LK					
	1.6 FSI	85	07.05	07.10	PR: 1LK					
	1.6 TDI	77	08.09	07.10	PR: 1LK					
	1.8 TSI	112	11.09	07.10	PR: 1LK					
	1.8 TSI	118	10.07	07.10	PR: 1LK					
	1.9 TDI	77	07.05	07.10	PR: 1LK					
	2.0 FSI	110	07.05	07.10	PR: 1LK					
	2.0 FSI 4motion	110	09.05	07.10	PR: 1LK					
	2.0 TDI		11.05	07.10	PR: 1LK					
	2.0 TDI		07.05	07.10	PR: 1LK					
	2.0 TDI	90	07.05	07.10	PR: 1LK					
	2.0 TDI	100	07.05	07.10	PR: 1LK					
	2.0 TDI	125	07.05	07.10	PR: 1LK					
	2.0 TDI 4motion	103	09.05	07.10	PR: 1LK					
	2.0 TDI 4motion	125	05.09	07.10	PR: 1LK					
	2.0 TFSI	147	07.05	07.10	PR: 1LK					
	3.2 V6 FSI	184	11.05	07.10	PR: 1LK					
	3.2 V6 FSI 4motion	184	11.05	07.10	PR: 1LK					
	3.6 R36	220	04.07	07.10	PR: 1LK					

	1.4 TSI	90	10.07	07.10	PR: 1KU	13.0470-2880.2	LD2880	elektrische Feststellbremse ¹⁾	23914 17,1 /WE/S	LUC
	1.6	75	07.05	07.10	PR: 1KU					
	1.6 FSI	85	07.05	07.10	PR: 1KU					
	1.6 TDI	77	08.09	07.10	PR: 1KU					
	1.8 TSI	112	11.09	07.10	PR: 1KU					
	1.8 TSI	118	10.07	07.10	PR: 1KU					
	1.9 TDI	77	07.05	07.10	PR: 1KU					
	2.0 FSI	110	07.05	07.10	PR: 1KU					
	2.0 FSI 4motion	110	09.05	07.10	PR: 1KU					
	2.0 TDI		11.05	07.10	PR: 1KU					
	2.0 TDI		07.05	07.10	PR: 1KU					
	2.0 TDI	90	07.05	07.10	PR: 1KU					
	2.0 TDI	100	07.05	07.10	PR: 1KU					
	2.0 TDI	125	07.05	07.10	PR: 1KU					
	2.0 TDI 4motion	103	09.05	07.10	PR: 1KU					
	2.0 TDI 4motion	125	05.09	07.10	PR: 1KU					
	2.0 TFSI	147	07.05	07.10	PR: 1KU					
	3.2 V6 FSI	184	11.05	07.10	PR: 1KU					
	3.2 V6 FSI 4motion	184	11.05	07.10	PR: 1KU					
	3.6 R36	220	04.07	07.10	PR: 1KU					

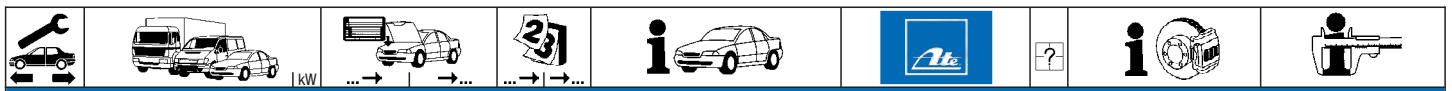
	1.4 TSI	90	10.07	07.10	PR: 2EA	13.0470-2880.2	LD2880	elektrische Feststellbremse ¹⁾	23914 17,1 /WE/S	LUC
	1.6	75	07.05	07.10	PR: 2EA					
	1.6 FSI	85	07.05	07.10	PR: 2EA					
	1.6 TDI	77	08.09	07.10	PR: 2EA					
	1.8 TSI	112	11.09	07.10	PR: 2EA					
	1.8 TSI	118	10.07	07.10	PR: 2EA					
	1.9 TDI	77	07.05	07.10	PR: 2EA					
	2.0 FSI	110	07.05	07.10	PR: 2EA					
	2.0 FSI 4motion	110	09.05	07.10	PR: 2EA					
	2.0 TDI		11.05	07.10	PR: 2EA					
	2.0 TDI		07.05	07.10	PR: 2EA					
	2.0 TDI	90	07.05	07.10	PR: 2EA					
	2.0 TDI	100	07.05	07.10	PR: 2EA					
	2.0 TDI	125	07.05	07.10	PR: 2EA					
	2.0 TDI 4motion	103	09.05	07.10	PR: 2EA					

¹⁾ electric parking brake / fr.di stazionamento elettrico / frein à main électrique / freno de mano eléctrico

VOLKSWAGEN PASSAT Variant (05-10)						
	2.0 TDI 4motion 125 2.0 TFSI 147 3.2 V6 FSI 184 3.2 V6 FSI 4motion 184 3.6 R36 220	05.09 07.10 PR: 2EA 07.05 07.10 PR: 2EA 11.05 07.10 PR: 2EA 11.05 07.10 PR: 2EA 04.07 07.10 PR: 2EA	13.0470-2880.2 LD2880	elektrische Feststellbremse ¹⁾	23914 17,1 /WE/S	LUC
VOLKSWAGEN PASSAT CC (08-11)						
	1.4 TSI MultiFuel 118 1.8 TSI 2.0 TDI 125 2.0 TDI 4motion 103 2.0 TDI 4motion 125 2.0 TSI 3.6 V6 4motion 220	01.11 09.11 PR: 1LH,1ZM,1ZG 04.08 09.11 PR: 1LH,1ZM,1ZG 04.08 09.11 PR: 1LH,1ZM,1ZG 06.08 09.11 PR: 1LH,1ZM,1ZG 08.09 09.11 PR: 1LH,1ZM,1ZG 11.09 09.11 PR: 1LH,1ZM,1ZG 04.08 09.11 PR: 1LH,1ZM,1ZG 04.08 09.11 PR: 1LH,1ZM,1ZG	13.0470-7184.2 LD7184		23587 20,6 +/WK	ATE
	1.4 TSI MultiFuel 118 1.8 TSI 2.0 TDI 125 2.0 TDI 4motion 103 2.0 TDI 4motion 125 2.0 TSI 3.6 V6 4motion 220	01.11 09.11 PR: 1LK 04.08 09.11 PR: 1LK 04.08 09.11 PR: 1LK 06.08 09.11 PR: 1LK 08.09 09.11 PR: 1LK 11.09 09.11 PR: 1LK 04.08 09.11 PR: 1LK 04.08 09.11 PR: 1LK	13.0470-7200.2 LD7200		23801 20,3 +/WK	ATE
	1.4 TSI MultiFuel 118 1.8 TSI 2.0 TDI 125 2.0 TDI 4motion 125 2.0 TDI 4motion 125 2.0 TSI 3.6 V6 4motion 220	01.11 09.11 PR: 1KU,1KW,2EA 04.08 09.11 PR: 1KU,1KW,2EA 04.08 09.11 PR: 1KU,1KW,2EA 06.08 09.11 PR: 1KU,1KW,2EA 11.09 09.11 PR: 1KU,1KW,2EA 11.09 09.11 PR: 1KU,1KW,2EA 04.08 09.11 PR: 1KU,1KW,2EA 04.08 09.11 PR: 1KU,1KW,2EA	13.0470-2880.2 LD2880 13.0470-2749.2 LD2749	elektrische Feststellbremse ¹⁾ elektrische Feststellbremse ¹⁾	23914 17,1 /WE/S 24483 16,9 /Zub/S	LUC LUC
VOLKSWAGEN PASSAT / PASSAT VARIANT (10-)						
	1.4 TSI 90 1.4 TSI 110 1.6 TDI 77 1.8 TSI 118 2.0 TDI 2.0 TDI 125 2.0 TDI 4motion 103 2.0 TDI 4motion 125 2.0 TSI 155 3.6 FSI 4motion 220	08.10 PR: 1ZM 08.10 PR: 1ZM 08.10 PR: 1ZM 08.10 PR: 1ZM 08.10 PR: 1ZM 08.10 PR: 1ZM 08.10 PR: 1ZM 08.10 PR: 1ZM 11.10 PR: 1ZM 01.11 PR: 1ZM	13.0470-7184.2 LD7184		23587 20,6 +/WK	ATE
	1.4 TSI 90 1.4 TSI 110 1.6 TDI 77 1.8 TSI 118 2.0 TDI 125 2.0 TDI 103 2.0 TDI 4motion 125 2.0 TSI 155 3.6 FSI 4motion 220	08.10 PR: 1ZG 08.10 PR: 1ZG 08.10 PR: 1ZG 08.10 PR: 1ZG 08.10 PR: 1ZG 08.10 PR: 1ZG 08.10 PR: 1ZG 08.10 PR: 1ZG 11.10 PR: 1ZG 01.11 PR: 1ZG	13.0470-7184.2 LD7184		23587 20,6 +/WK	ATE
	1.4 TSI 90 1.4 TSI 110 1.6 TDI 77 1.8 TSI 118 2.0 TDI 125 2.0 TDI 103 2.0 TDI 4motion 125 2.0 TSI 155 3.6 FSI 4motion 220	08.10 PR: 1KW 08.10 PR: 1KW 08.10 PR: 1KW 08.10 PR: 1KW 08.10 PR: 1KW 08.10 PR: 1KW 08.10 PR: 1KW 08.10 PR: 1KW 11.10 PR: 1KW 01.11 PR: 1KW	13.0470-2749.2 LD2749	elektrische Feststellbremse ¹⁾	24483 16,9 /Zub/S	LUC
	1.4 TSI 90 1.4 TSI 110 1.6 TDI 77 1.8 TSI 118 2.0 TDI 125 2.0 TDI 103 2.0 TDI 4motion 125 2.0 TSI 155 3.6 FSI 4motion 220	08.10 PR: 2EA 08.10 PR: 2EA 08.10 PR: 2EA 08.10 PR: 2EA 08.10 PR: 2EA 08.10 PR: 2EA 08.10 PR: 2EA 08.10 PR: 2EA 11.10 PR: 2EA 01.11 PR: 2EA	13.0470-2880.2 LD2880	elektrische Feststellbremse ¹⁾	23914 17,1 /WE/S	LUC
VOLKSWAGEN PASSAT ALLTRACK (12-)						
	1.8 TSI 118 2.0 TDI 103 2.0 TDI 4motion 103 2.0 TDI 4motion 125 2.0 TSI 4motion 155 3.6 V6 4motion 221	06.12 PR: 1ZM,1ZG 06.12 PR: 1ZM,1ZG 06.12 PR: 1ZM,1ZG 06.12 PR: 1ZM,1ZG 06.12 PR: 1ZM,1ZG 06.12 PR: 1ZM,1ZG	13.0470-7184.2 LD7184		23587 20,6 +/WK	ATE
	1.8 TSI 118 2.0 TDI 103 2.0 TDI 4motion 103 2.0 TDI 4motion 125 2.0 TSI 4motion 155 3.6 V6 4motion 221	06.12 PR: 1KW 06.12 PR: 1KW 06.12 PR: 1KW 06.12 PR: 1KW 06.12 PR: 1KW 06.12 PR: 1KW	13.0470-2749.2 LD2749		24483 16,9 /Zub/S	LUC

¹⁾ electric parking brake / fr.di stazionamento elettrico / frein à main électrique / freno de mano eléctrico





VOLKSWAGEN PASSAT ALLTRACK (12-)

	1.8 TSI	118		06.12	PR: 2EA	13.0470-2880.2	LD2880		23914 17,1 /WE/S	LUC
	2.0 TDI	103		06.12	PR: 2EA					
	2.0 TDI 4motion	103		06.12	PR: 2EA					
	2.0 TDI 4motion	125		06.12	PR: 2EA					
	2.0 TSI 4motion	155		06.12	PR: 2EA					
	3.6 V6 4motion	221		06.12	PR: 2EA					

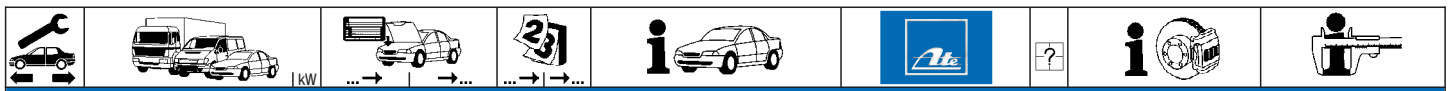
VOLKSWAGEN POLO III (95-01)

	1.4 16V	55		01.99	09.01 + ABS	13.0470-2820.2	LD2820		20961 17,2 /S	LUC
	1.4 16V	74		10.99	09.01 + / - Motorsport 1)	13.0470-2886.2	LD2886		20961 16,2 /S	LUC
	1.4 TDI	55		01.99	09.01 + ABS					
	1.6 GTI			10.99	09.01					

VOLKSWAGEN POLO IV (02-09)

	1.2			11.01	05.09 PR: 1LQ,1LR,1ZG	13.0470-7117.2	LD7117		23131 19,6 +/WK	VW
	1.2	44		04.07	05.09 PR: 1LQ,1LR,1ZG					
	1.2	51		04.07	05.09 PR: 1LQ,1LR,1ZG					
	1.4 16V			05.06	05.09 PR: 1LQ,1LR,1ZG					
	1.4 16V	55		11.01	05.09 PR: 1LQ,1LR,1ZG					
	1.4 16V	74		11.01	05.09 PR: 1LQ,1LR,1ZG					
	1.4 FSI			11.01	05.09 PR: 1LQ,1LR,1ZG					
	1.4 TDI			11.01	05.09 PR: 1LQ,1LR,1ZG					
	1.6 16V	77		05.06	05.09 PR: 1LQ,1LR,1ZG					
	1.8 GTI	110		09.05	05.09 PR: 1LQ,1LR,1ZG					
	1.8 GTI	132		06.06	05.09 PR: 1LQ,1LR,1ZG					
	1.9 SDI			11.01	05.09 PR: 1LQ,1LR,1ZG					
	1.9 TDI	74		11.01	05.09 PR: 1LQ,1LR,1ZG					
	1.9 TDI	96		10.03	05.09 PR: 1LQ,1LR,1ZG					
	2.0	85		04.02	05.09 PR: 1LQ,1LR,1ZG					
	1.2			11.01	05.09 PR: 1ZF	13.0470-7111.2	LD7111		23130 19,6 +	VW
	1.2	44		04.07	05.09 PR: 1ZF					
	1.2	51		04.07	05.09 PR: 1ZF					
	1.4 16V			05.06	05.09 PR: 1ZF					
	1.4 16V	55		11.01	05.09 PR: 1ZF					
	1.4 16V	74		11.01	05.09 PR: 1ZF					
	1.4 FSI			11.01	05.09 PR: 1ZF					
	1.4 TDI			11.01	05.09 PR: 1ZF					
	1.6 16V	77		05.06	05.09 PR: 1ZF					
	1.8 GTI	110		09.05	05.09 PR: 1ZF					
	1.8 GTI	132		06.06	05.09 PR: 1ZF					
	1.9 SDI			11.01	05.09 PR: 1ZF					
	1.9 TDI	74		11.01	05.09 PR: 1ZF					
	1.9 TDI	96		10.03	05.09 PR: 1ZF					
	2.0	85		04.02	05.09 PR: 1ZF					
	1.2			11.01	05.09 PR: 1LN,1ZD,1ZH	13.0470-2884.2	LD2884		23843 18,8 +/WK/S	LUC
	1.2	44		04.07	05.09 PR: 1LN,1ZD,1ZH					
	1.2	51		04.07	05.09 PR: 1LN,1ZD,1ZH					
	1.4 16V			05.06	05.09 PR: 1LN,1ZD,1ZH					
	1.4 16V	55		11.01	05.09 PR: 1LN,1ZD,1ZH					
	1.4 16V	74		11.01	05.09 PR: 1LN,1ZD,1ZH					
	1.4 FSI			11.01	05.09 PR: 1LN,1ZD,1ZH					
	1.4 TDI			11.01	05.09 PR: 1LN,1ZD,1ZH					
	1.6 16V	77		05.06	05.09 PR: 1LN,1ZD,1ZH					
	1.8 GTI	110		09.05	05.09 PR: 1LN,1ZD,1ZH					
	1.8 GTI	132		06.06	05.09 PR: 1LN,1ZD,1ZH					
	1.9 SDI			11.01	05.09 PR: 1LN,1ZD,1ZH					
	1.9 TDI	74		11.01	05.09 PR: 1LN,1ZD,1ZH					
	1.9 TDI	96		10.03	05.09 PR: 1LN,1ZD,1ZH					
	2.0	85		04.02	05.09 PR: 1LN,1ZD,1ZH					
	1.2			11.01	05.09 PR: 1LJ	13.0470-7122.2	LD7122		23392 20,3 +/WK	ATE
	1.2	44		04.07	05.09 PR: 1LJ					
	1.2	51		04.07	05.09 PR: 1LJ					
	1.4 16V			05.06	05.09 PR: 1LJ					
	1.4 16V	55		11.01	05.09 PR: 1LJ					
	1.4 16V	74		11.01	05.09 PR: 1LJ					
	1.4 FSI			11.01	05.09 PR: 1LJ					
	1.4 TDI			11.01	05.09 PR: 1LJ					
	1.6 16V	77		05.06	05.09 PR: 1LJ					
	1.8 GTI	110		09.05	05.09 PR: 1LJ					
	1.8 GTI	132		06.06	05.09 PR: 1LJ					
	1.9 SDI			11.01	05.09 PR: 1LJ					
	1.9 TDI	74		11.01	05.09 PR: 1LJ					
	1.9 TDI	96		10.03	05.09 PR: 1LJ					
	2.0	85		04.02	05.09 PR: 1LJ					
	1.4 16V	55		05.06	05.09 PR: 1KD,1KS,1KV	13.0470-2820.2	LD2820		20961 17,2 /S	LUC
	1.4 16V	74		11.01	05.09 PR: 1KD,1KS,1KV	13.0470-2886.2	LD2886		20961 16,2 /S	LUC
	1.4 16V			11.01	05.09 PR: 1KD,1KS,1KV	13.0470-2877.2	LD2877		23554 17,2 +/WK/S	LUC
	1.4 FSI			11.01	05.09 PR: 1KD,1KS,1KV					
	1.4 TDI			11.01	05.09 PR: 1KD,1KS,1KV					
	1.6 16V	77		05.06	05.09 PR: 1KD,1KS,1KV					
	1.8 GTI	110		09.05	05.09 PR: 1KD,1KS,1KV					
	1.8 GTI	132		06.06	05.09 PR: 1KD,1KS,1KV					
	1.9 TDI	74		11.01	05.09 PR: 1KD,1KS,1KV					
	1.9 TDI	96		10.03	05.09 PR: 1KD,1KS,1KV					
	2.0	85		04.02	05.09 PR: 1KD,1KS,1KV					

1) + / - motorsports / + / - motorsports / + / - Motorsport / + / - motorismo



VOLKSWAGEN POLO V (09-)

	1.2	44		03.09	PR: 1ZG,1LR	13.0470-7111.2	LD7111		23130 19,6 +	VW
	1.2	51		03.09	PR: 1ZG,1LR					
	1.2 TDI	55		10.09	PR: 1ZG,1LR					
	1.2 TSI	66		05.11	PR: 1ZG,1LR					
	1.2 TSI	77		06.09	PR: 1ZG,1LR					
	1.4	63		03.09	PR: 1ZG,1LR					
	1.4 GTI	132		05.10	PR: 1ZG,1LR					
	1.6 BiFuel	60		01.11	PR: 1ZG,1LR					
	1.6 TDI			06.09	PR: 1ZG,1LR					
	1.6 TDI	55		03.09	PR: 1ZG,1LR					
	1.2	44		03.09	PR: 1ZJ	13.0470-7111.2	LD7111		23130 19,6 +	VW
	1.2	51		03.09	PR: 1ZJ					
	1.2 TDI	55		10.09	PR: 1ZJ					
	1.2 TSI	66		05.11	PR: 1ZJ					
	1.2 TSI	77		06.09	PR: 1ZJ					
	1.4	63		03.09	PR: 1ZJ					
	1.4 GTI	132		05.10	PR: 1ZJ					
	1.6 BiFuel	60		01.11	PR: 1ZJ					
	1.6 TDI			06.09	PR: 1ZJ					
	1.6 TDI	55		03.09	PR: 1ZJ					
	1.2	44		03.09	PR: 1LN,1ZC,1ZD	13.0470-7184.2	LD7184		23587 20,6 +/WK	ATE
	1.2	51		03.09	PR: 1LN,1ZC,1ZD					
	1.2 TDI	55		10.09	PR: 1LN,1ZC,1ZD					
	1.2 TSI	66		05.11	PR: 1LN,1ZC,1ZD					
	1.2 TSI	77		06.09	PR: 1LN,1ZC,1ZD					
	1.4	63		03.09	PR: 1LN,1ZC,1ZD					
	1.4 GTI	132		05.10	PR: 1LN,1ZC,1ZD					
	1.6 BiFuel	60		01.11	PR: 1LN,1ZC,1ZD					
	1.6 TDI			06.09	PR: 1LN,1ZC,1ZD					
	1.6 TDI	55		03.09	PR: 1LN,1ZC,1ZD					
	1.2	44		03.09	PR: 1KK,1KT,1KV	13.0470-2894.2	LD2894		20961 17,4 /S	LUC
	1.2	51		03.09	PR: 1KK,1KT,1KV					
	1.2 TDI	55		10.09	PR: 1KK,1KT,1KV					
	1.2 TSI	66		05.11	PR: 1KK,1KT,1KV					
	1.2 TSI	77		06.09	PR: 1KK,1KT,1KV					
	1.4	63		03.09	PR: 1KK,1KT,1KV					
	1.4 GTI	132		05.10	PR: 1KK,1KT,1KV					
	1.6 BiFuel	60		01.11	PR: 1KK,1KT,1KV					
	1.6 TDI			06.09	PR: 1KK,1KT,1KV					
	1.6 TDI	55		03.09	PR: 1KK,1KT,1KV					
	1.2	44		03.09	PR: 2EJ	13.0470-2820.2	LD2820		20961 17,2 /S	LUC
	1.2	51		03.09	PR: 2EJ					
	1.2 TDI	55		10.09	PR: 2EJ					
	1.2 TSI	66		05.11	PR: 2EJ					
	1.2 TSI	77		06.09	PR: 2EJ					
	1.4	63		03.09	PR: 2EJ					
	1.4 GTI	132		05.10	PR: 2EJ					
	1.6 BiFuel	60		01.11	PR: 2EJ					
	1.6 TDI			06.09	PR: 2EJ					
	1.6 TDI	55		03.09	PR: 2EJ					

VOLKSWAGEN POLO Classic (96-01)

	1.9 TDI	81		10.99	09.01	13.0470-2820.2	LD2820		20961 17,2 /S	LUC
						13.0470-2886.2	LD2886		20961 16,2 /S	LUC

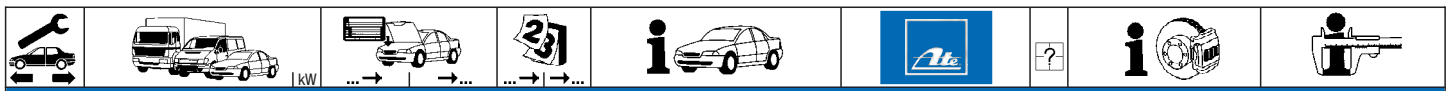
VOLKSWAGEN POLO Variant (97-01)

	1.9 TDI	81		06.98	09.01	13.0470-2820.2	LD2820		20961 17,2 /S	LUC
						13.0470-2886.2	LD2886		20961 16,2 /S	LUC

VOLKSWAGEN SCIROCCO (08-)

	1.4 TSI	90		09.08	PR: 1ZE	13.0470-7184.2	LD7184		23587 20,6 +/WK	ATE
	1.4 TSI	118		08.08	PR: 1ZE					
	2.0 R			11.09	PR: 1ZE					
	2.0 TDI			10.08	PR: 1ZE					
	2.0 TSI	125		05.09	PR: 1ZE					
	2.0 TSI			08.08	PR: 1ZE					
	1.4 TSI	90		09.08	PR: 1LJ,1ZA,1ZD	13.0470-7184.2	LD7184		23587 20,6 +/WK	ATE
	1.4 TSI	118		08.08	PR: 1LJ,1ZA,1ZD					
	2.0 R			11.09	PR: 1LJ,1ZA,1ZD					
	2.0 TDI			10.08	PR: 1LJ,1ZA,1ZD					
	2.0 TDI	125		05.09	PR: 1LJ,1ZA,1ZD					
	2.0 TSI			08.08	PR: 1LJ,1ZA,1ZD					
	1.4 TSI	90		09.08	PR: 1ZK	13.0470-7227.2	LD7227		23801 20,4 +/WK	ATE
	1.4 TSI	118		08.08	PR: 1ZK					
	2.0 R			11.09	PR: 1ZK					
	2.0 TDI			10.08	PR: 1ZK					
	2.0 TDI	125		05.09	PR: 1ZK					
	2.0 TSI			08.08	PR: 1ZK					
	1.4 TSI	90		09.08	PR: 1KD	13.0470-2894.2	LD2894		20961 17,4 /S	LUC
	1.4 TSI	118		08.08	PR: 1KD					
	2.0 R			11.09	PR: 1KD					
	2.0 TDI			10.08	PR: 1KD					
	2.0 TDI	125		05.09	PR: 1KD					
	2.0 TSI			08.08	PR: 1KD					





VOLKSWAGEN SCIROCCO (08-)

	1.4 TSI	90		09.08	PR: 1KE	13.0470-2887.2	LD2887		23914 17,1 /WE/S	LUC
	1.4 TSI	118		08.08	PR: 1KE					
	2.0 R			11.09	PR: 1KE					
	2.0 TDI			10.08	PR: 1KE					
	2.0 TDI	125		05.09	PR: 1KE					
	2.0 TSI			08.08	PR: 1KE					
	1.4 TSI	90		09.08	PR: 1KW	13.0470-2887.2	LD2887		23914 17,1 /WE/S	LUC
	1.4 TSI	118		08.08	PR: 1KW					
	2.0 R			11.09	PR: 1KW					
	2.0 TDI			10.08	PR: 1KW					
	2.0 TDI	125		05.09	PR: 1KW					
	2.0 TSI			08.08	PR: 1KW					

VOLKSWAGEN TIGUAN (07-)

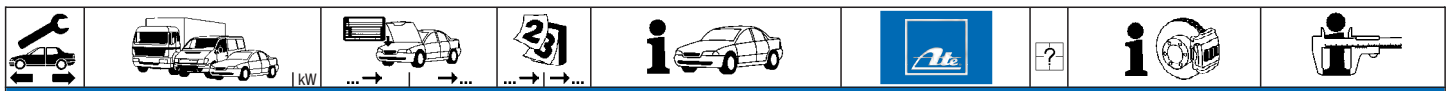
	1.4 TSI			11.07	PR: 1LJ	13.0470-7242.2	LD7242		24332 19,8 +/WK	ATE
	1.4 TSI	90		08.10	PR: 1LJ					
	1.4 TSI 4motion			09.07	PR: 1LJ					
	2.0 TDI	81		04.10	PR: 1LJ					
	2.0 TDI	103		03.08	PR: 1LJ					
	2.0 TDI 4motion			11.07	PR: 1LJ					
	2.0 TDI 4motion			01.08	PR: 1LJ					
	2.0 TFSI 4motion			02.08	PR: 1LJ					
2.0 TSI 4motion			11.07	PR: 1LJ						
	1.4 TSI			11.07		13.0470-2749.2	LD2749		24483 16,9 /Zub/S	LUC
	1.4 TSI	90		08.10						
	1.4 TSI 4motion			09.07						
	2.0 TDI	81		04.10						
	2.0 TDI	103		03.08						
	2.0 TDI 4motion			11.07						
	2.0 TDI 4motion			01.08						
	2.0 TFSI 4motion			02.08						
2.0 TSI 4motion			11.07							

VOLKSWAGEN TOUAREG I (03-10)

	2.5 R5 TDI			01.03	03.10 PR: 1LB	13.0470-7191.2	LD7191		23835 19,6 +/WK	ATE
	3.0 V6 TDI			11.04	03.10 PR: 1LB					
	3.0 V6 TDI	176		10.07	03.10 PR: 1LB					
	3.2 V6			11.02	12.05 PR: 1LB					
	3.6 V6 FSI	206		01.06	03.10 PR: 1LB					
	2.5 R5 TDI			01.03	03.10 PR: 1LC	13.0470-4992.2	LD4992		23692 16,6 /WE	BRE
	3.0 V6 TDI			11.04	03.10 PR: 1LC					
	3.2 V6			11.02	12.05 PR: 1LC					
	3.6 V6 FSI	206		01.06	03.10 PR: 1LC					
	2.5 R5 TDI			01.03	03.10 PR: 1LF					
3.0 V6 TDI			11.04	03.10 PR: 1LF						
3.0 V6 TDI	176		10.07	03.10 PR: 1LF						
3.2 V6			11.02	12.05 PR: 1LF						
3.6 V6 FSI	206		01.06	03.10 PR: 1LF						
	2.5 R5 TDI			01.03	03.10 PR: 1KE	13.0470-7190.2	LD7190		24367 19,1 +/WK	ATE
	3.0 V6 TDI			11.04	03.10 PR: 1KE					
	3.0 V6 TDI	176		10.07	03.10 PR: 1KE					
	3.2 V6			11.02	12.05 PR: 1KE					
	3.6 V6 FSI	206		01.06	03.10 PR: 1KE					
	4.2 V8	228		12.02	11.06 PR: 1KE					
	4.2 V8 FSI	257		12.06	03.10 PR: 1KE					
	5.0 TDI R50	258		01.08	03.10 PR: 1KE					
	5.0 V10 TDI	230		11.02	03.10 PR: 1KE					
6.0 W12	331		08.04	11.06 PR: 1KE						

VOLKSWAGEN TOURAN (03-)

	1.2 TSI	77		05.10	PR: 1ZD,1ZE,1ZP	13.0470-7184.2	LD7184		23587 20,6 +/WK	ATE					
	1.4 FSI	103		01.06	PR: 1ZD,1ZE,1ZP										
	1.4 TSI	103		09.06	PR: 1ZD,1ZE,1ZP										
	1.4 TSI	125		11.06	PR: 1ZD,1ZE,1ZP										
	1.4 TSI EcoFuel	110		05.09	04.10 PR: 1ZD,1ZE,1ZP										
	1.6	75		07.03	PR: 1ZD,1ZE,1ZP										
	1.6 FSI	85		02.03	PR: 1ZD,1ZE,1ZP										
	1.6 TDI			05.10	PR: 1ZD,1ZE,1ZP										
	1.9 TDI	66		11.04	PR: 1ZD,1ZE,1ZP										
	1.9 TDI	74		02.03	PR: 1ZD,1ZE,1ZP										
	1.9 TDI	77		08.03	PR: 1ZD,1ZE,1ZP										
	2.0 Eco Fuel	80		02.06	PR: 1ZD,1ZE,1ZP										
	2.0 FSI	85		10.04	PR: 1ZD,1ZE,1ZP										
	2.0 FSI	110		10.03	PR: 1ZD,1ZE,1ZP										
	2.0 TDI	81		02.03	PR: 1ZD,1ZE,1ZP										
	2.0 TDI	103		08.03	PR: 1ZD,1ZE,1ZP										
	2.0 TDI	125		02.06	PR: 1ZD,1ZE,1ZP										
	1.2 TSI	77		05.10	PR: 1ZA,1LJ						13.0470-7184.2	LD7184		23587 20,6 +/WK	ATE
	1.4 FSI	103		01.06	PR: 1ZA,1LJ										
1.4 TSI	103		09.06	PR: 1ZA,1LJ											
1.4 TSI	125		11.06	PR: 1ZA,1LJ											
1.4 TSI EcoFuel	110		05.09	04.10 PR: 1ZA,1LJ											
1.6	75		07.03	PR: 1ZA,1LJ											
1.6 FSI	85		02.03	PR: 1ZA,1LJ											
1.6 TDI			05.10	PR: 1ZA,1LJ											
1.9 TDI	66		11.04	PR: 1ZA,1LJ											
1.9 TDI	74		02.03	PR: 1ZA,1LJ											



VOLKSWAGEN TOURAN (03-)											
	1.9 TDI	77		08.03		PR: 1ZA,1LJ	13.0470-7184.2	LD7184		23587 20,6 +/WK	ATE
	2.0 Eco Fuel	80		02.06		PR: 1ZA,1LJ					
	2.0 FSI	85		10.04		PR: 1ZA,1LJ					
	2.0 FSI	110		10.03		PR: 1ZA,1LJ					
	2.0 TDI	81		02.03		PR: 1ZA,1LJ					
	2.0 TDI	103		08.03		PR: 1ZA,1LJ					
	2.0 TDI	125		02.06		PR: 1ZA,1LJ					
	1.4 FSI	103		01.06		PR: 1KF,1KJ	13.0470-2880.2	LD2880		23914 17,1 /WE/S	LUC
	1.4 TSI	103		09.06		PR: 1KF,1KJ					
	1.4 TSI	125		11.06		PR: 1KF,1KJ					
	1.4 TSI EcoFuel	110		05.09	04.10	PR: 1KF,1KJ					
	1.6	75		07.03		PR: 1KF,1KJ					
	1.6 FSI	85		02.03		PR: 1KF,1KJ					
	1.6 TDI			05.10		PR: 1KF,1KJ					
	1.9 TDI	66		11.04		PR: 1KF,1KJ					
	1.9 TDI	74		02.03		PR: 1KF,1KJ					
	1.9 TDI	77		08.03		PR: 1KF,1KJ					
	2.0 Eco Fuel	80		02.06		PR: 1KF,1KJ					
	2.0 FSI	85		10.04		PR: 1KF,1KJ					
	2.0 FSI	110		10.03		PR: 1KF,1KJ					
	2.0 TDI	81		02.03		PR: 1KF,1KJ					
	2.0 TDI	103		08.03		PR: 1KF,1KJ					
	2.0 TDI	125		02.06		PR: 1KF,1KJ					
	1.2 TSI	77		05.10		PR: 1KE	13.0470-2887.2	LD2887		23914 17,1 /WE/S	LUC
	1.4 FSI	103		01.06		PR: 1KE					
	1.4 TSI	103		09.06		PR: 1KE					
	1.4 TSI	125		11.06		PR: 1KE					
	1.4 TSI EcoFuel	110		05.09	04.10	PR: 1KE					
	1.6	75		07.03		PR: 1KE					
	1.6 FSI	85		02.03		PR: 1KE					
	1.6 TDI			05.10		PR: 1KE					
	1.9 TDI	66		11.04		PR: 1KE					
	1.9 TDI	74		02.03		PR: 1KE					
	1.9 TDI	77		08.03		PR: 1KE					
	2.0 Eco Fuel	80		02.06		PR: 1KE					
	2.0 FSI	85		10.04		PR: 1KE					
	2.0 FSI	110		10.03		PR: 1KE					
	2.0 TDI	81		02.03		PR: 1KE					
2.0 TDI	103		08.03		PR: 1KE						
	2.0 TDI	125		02.06		PR: 1KE					
VOLKSWAGEN VENTO (92-98)											
	2.0 GT			05.96	09.98		13.0470-7081.2	LD7081		21911 20,3 +	ATE
	2.8 VR6		1H-S-560001		09.98						
VOLKSWAGEN up (11-)											
	1.0	44		12.11		PR: 1LA,1ZQ	13.0470-7111.2	LD7111		23130 19,6 +	VW
	1.0	55		12.11		PR: 1LA,1ZQ					
VOLVO 850 Limousine (91-96)											
	2.0	93		08.94	12.96		13.0470-7053.2	LD7053		21273 19,5 +/WE	ATE
	2.0	105		06.91	12.96						
	2.0 T	155		08.93	12.96						
	2.5	103		06.91	07.94						
	2.5	106		08.94	12.96						
	2.5	125		08.91	12.96						
	2.5 TDI	103		08.95	12.96						
VOLVO 850 Kombi (92-96)											
	2.0	93		08.94	12.96		13.0470-7053.2	LD7053		21273 19,5 +/WE	ATE
	2.0	105		02.93	12.96						
	2.0 T	155		02.93	12.96						
	2.5	103		08.92	07.94						
	2.5	106		08.94	12.96						
	2.5	125		09.92	12.96						
	2.5 AWD	142		04.96	12.96						
	2.5 TDI	103		08.95	12.96						
VOLVO C30 Coupe (06-)											
	1.6	74		09.06			13.0470-7193.2	LD7193	+ 15"/16" Rad ¹⁾	23723 18,1 +	ATE
	1.6 D	80		09.06							
	1.6 D Efficiency	77		09.08							
	1.6 D2	84		10.10							
	1.8	92		09.06							
	1.8 FlexiFuel	92		04.07							
	2.0	107		09.06							
	2.0 D	100		09.06							
	2.0 D3	110		10.10							
	2.0 D4	130		10.10							
	2.4 D5	120		10.06							
	2.4 D5	132		09.06							
	2.4 i	125		09.06							
	2.5 T5	162		09.06							
	2.5 T5	169		03.07							

¹⁾ + 15"/16" wheel / + ruota 15"/16" / + roue 15"/16" / + rueda 15"/16"



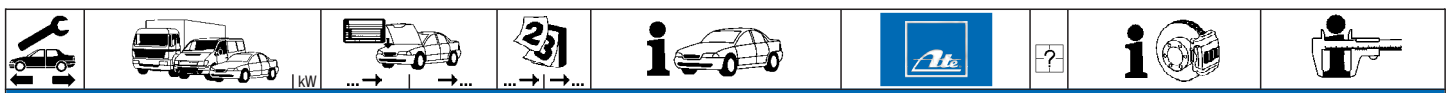
VOLVO C30 Coupe (06-)		VOLVO C70 Coupe (97-02)		VOLVO C70 I Cabrio (98-06)		VOLVO C70 II Cabrio (06-)		VOLVO S40 II (04-)		
	1.6	74	09.06		13.0470-7195.2	LD7195	ersetzt Belag mit Federn ¹⁾	23482	16,6 +	ATE
	1.6 D	80	09.06							
	1.6 D Efficiency	77	09.08							
	1.6 D2	84	10.10							
	1.8	92	09.06							
	1.8 FlexiFuel	92	04.07							
	2.0	107	09.06							
	2.0 D	100	09.06							
	2.0 D3	110	10.10							
	2.0 D4	130	10.10							
	2.4 D5	120	10.06							
	2.4 D5	132	09.06							
	2.4 i	125	09.06							
	2.5 T5	162	09.06							
	2.5 T5	169	03.07							
	2.0	132	03.97	12.98	13.0470-7193.2	LD7193	+ 15"/16" Rad ²⁾	23723	18,1 +	ATE
	2.0 T	166	03.97	12.98						
	2.5 T	142	03.97	12.98						
	2.0	132	01.99		13.0470-7053.2	LD7053	+ 15"/16" Rad ²⁾	21273	19,5 +/-WE	ATE
	2.0 T	120	03.00							
	2.0 T	166	01.99							
	2.5	121	09.99							
	2.5	125	11.99							
	2.5 T	142	01.99							
	2.0	132	03.97	09.02	13.0470-4044.2	LD4044		20755	15,1	ATE
	2.0 T	120	03.00	09.02						
	2.0 T	166	03.97	09.02						
	2.3 T5	176	03.97	09.02						
	2.5	121	03.99	09.02						
	2.5	125	11.99	09.02						
	2.5 T	142	03.97	09.02						
	2.0	132	03.98	02.06	13.0470-7053.2	LD7053		21273	19,5 +/-WE	ATE
	2.0 T	120	03.00	02.06						
	2.4 T	147	07.02	02.06						
	2.5	125	06.98	02.06						
	2.5 T	142	03.98	02.06						
	2.0	132	03.98	02.06	13.0470-4044.2	LD4044		20755	15,1	ATE
	2.0 T	120	03.00	02.06						
	2.0 T	166	03.98	02.06						
	2.3 T5	176	03.98	02.06						
	2.3 T5	180	07.02	02.06						
	2.4 T	147	07.02	02.06						
	2.5	125	06.98	02.06						
	2.5 T	142	03.98	02.06						
	2.0 D	100	06.08		13.0470-7193.2	LD7193	- 17" Rad ³⁾	23723	18,1 +	ATE
	2.0 D3	110	10.10							
	2.0 D4	130	10.10							
	2.4	103	03.06							
	2.4 D5	132	03.06							
	2.4 i	125	03.06							
	2.5 T5	162	03.06							
	2.5 T5	169	03.07							
	2.0 D3	110	10.10		13.0470-7204.2	LD7204	+ 17" Rad ⁴⁾	23912	18,8 +	ATE
	2.0 D4	130	10.10							
	2.5 T5	162	03.06							
	2.5 T5	169	03.07							
	2.0 D	100	06.08		13.0470-7195.2	LD7195	ersetzt Belag mit Federn ¹⁾	23482	16,6 +	ATE
	2.0 D3	110	10.10							
	2.0 D4	130	10.10							
	2.4	103	03.06							
	2.4 D5	132	03.06							
	2.4 i	125	03.06							
	2.5 T5	162	03.06							
	2.5 T5	169	03.07							
	1.6 D	80	04.07		13.0470-7193.2	LD7193	- 17" Rad ³⁾	23723	18,1 +	ATE
	1.6 D	81	01.05		13.0470-7204.2	LD7204	+ 17" Rad ⁴⁾	23912	18,8 +	ATE
	1.6 D2	84	10.10							
	1.6 i	74	01.05							
	1.8	92	04.04							
	1.8 FlexiFuel	92	04.07							
	2.0 D	100	01.04							
	2.0 D3	110	10.10							
	2.0 D4	96	07.05							
	2.0 D4	130	10.10							
	2.0 FlexiFuel	107	10.06							
	2.0 i	107	10.06							
	2.4	103	01.04							
	2.4	125	01.04							
	2.4 4X4	125	08.06							

¹⁾ replaces pad with springs / sostituisce la guarnizione con molle / remplace la garniture avec ressorts / sustituye guarnición con resortes

²⁾ + 15"/16" wheel / + ruota 15"/16" / + roue 15"/16" / + rueda 15"/16"

³⁾ - 17" wheel / - ruota 17" / - roue 17" / - rueda 17"

⁴⁾ + 17" wheel / + ruota 17" / + roue 17" / + rueda 17"



VOLVO S40 II (04-)											
	2.4 D5	132		03.06	- USA (J)	13.0470-7193.2 LD7193 13.0470-7204.2 LD7204			- 17" Rad ¹⁾	23723 18,1 + 23912 18,8 +	ATE ATE
	2.5 T5	162		01.04	- USA (J)						
	2.5 T5	169		03.07	- USA (J)						
	2.5 T5 AWD	162		04.04	- USA (J)						
	2.5 T5 AWD	169		03.07	- USA (J)						
	1.6 D	80		04.07		13.0470-7195.2 LD7195			ersetzt Belag mit Federn ³⁾	23482 16,6 +	ATE
	1.6 D	81		01.05							
	1.6 D2	84		10.10							
	1.6 i	74		01.05							
	1.8	92		04.04							
	1.8 FlexiFuel	92		04.07							
	2.0 D	100		01.04							
	2.0 D3	110		10.10							
	2.0 D4	96		07.05							
	2.0 D4	130		10.10							
	2.0 FlexiFuel	107		10.06							
	2.0 i	107		10.06							
	2.4	103		01.04							
	2.4	125		01.04							
	2.4 4X4	125		08.06							
	2.4 D5	132		03.06							
	2.5 T5	162		01.04							
	2.5 T5	169		03.07							
	2.5 T5 AWD	162		04.04							
	2.5 T5 AWD	169		03.07							
VOLVO S60 I (00-09)											
	2.0 T	132		09.01	01.09	13.0470-7145.2 LD7145 13.0470-7187.2 LD7187			- 17" Rad ¹⁾	23073 18,8 + 23950 19,5 +	ATE ATE
	2.3 T5	184		08.00	04.04						
	2.3 T5	195		07.00	09.02						
	2.4	103		11.00	01.09						
	2.4	125		11.00	01.09						
	2.4 Bi-Fuel	103		06.02	01.09						
	2.4 D	93		09.05	01.09						
	2.4 D	96		12.01	01.09						
	2.4 D5	120		07.01	01.09						
	2.4 D5	136		09.05	01.09						
	2.4 T	147		11.00	01.09						
	2.4 T AWD	147		11.01	01.09						
	2.4 T5	191		04.04	01.09						
	2.5 T	154		02.04	01.09						
	2.5 T AWD	154		04.04	01.09						
	2.0 T	132		09.01	01.09	13.0470-7135.2 LD7135				23075 17,5 +	ATE
	2.3 T5	184		08.00	04.04						
	2.3 T5	195		07.00	09.02						
	2.4	103		11.00	01.09						
	2.4	125		11.00	01.09						
	2.4 Bi-Fuel	103		06.02	01.09						
	2.4 D	93		09.05	01.09						
	2.4 D	96		12.01	01.09						
	2.4 D5	120		07.01	01.09						
	2.4 D5	136		09.05	01.09						
	2.4 T	147		11.00	01.09						
	2.4 T AWD	147		11.01	01.09						
	2.4 T5	191		04.04	01.09						
	2.5 T	154		02.04	01.09						
	2.5 T AWD	154		04.04	01.09						
VOLVO S60 II (10-)											
	1.6 D DRIVE	84		01.11		13.0470-7228.2 LD7228			+ 16" Rad ⁴⁾	24123 20,3 +	ATE
	2.0 T	149		04.10							
	D3	120		04.10							
	D5	151		04.10							
	D5	158		06.11							
	D5 AWD	151		04.10							
	D5 AWD	158		06.11							
	T3	110		04.10							
	T4	132		04.10							
	T4F	132		04.11							
	T5	176		04.10							
	1.6 D DRIVE	84		01.11		13.0470-7243.2 LD7243			+ 17" Rad ²⁾	24142 20,6 +	ATE
	2.0 T	149		04.10							
	D3	120		04.10							
	D5	151		04.10							
	D5	158		06.11							
	D5 AWD	151		04.10							
	D5 AWD	158		06.11							
	T3	110		04.10							
	T4	132		04.10							
	T4F	132		04.11							
	T5	176		04.10							
T6 AWD	224		04.10								
	1.6 D DRIVE	84		01.11		13.0470-2722.2 LD2722			- belüftete Scheiben ⁵⁾	24496 17,3 /Zub/S	LUC
	2.0 T	149		04.10							
	D3	120		04.10							
	D5	151		04.10							
	D5	158		06.11							

¹⁾ - 17" wheel / - ruota 17" / - roue 17" / - rueda 17"

²⁾ + 17" wheel / + ruota 17" / + roue 17" / + rueda 17"

³⁾ replaces pad with springs / sostituisce la guarnizione con molle / remplace la garniture avec ressorts / sustituye guarnición con resortes

⁴⁾ + 16" wheel / + ruota 16" / + roue 16" / + rueda 16"

⁵⁾ - ventilated discs / - dischi ventilati / - disques ventilés / - disco ventilado





VOLVO S60 II (10-)

	D5 AWD D5 AWD T3 T4 T4F T5 T6 AWD	151 158 110 132 132 176 224	04.10 06.11 04.10 04.10 04.11 04.10 04.10	- (CDM) (USA) - (CDM) (USA) - (CDM) (USA) - (CDM) (USA) - (CDM) (USA) - (CDM) (USA)	13.0470-2722.2 LD2722	- belüftete Scheiben ¹⁾	24496 17,3 /Zub/S	LUC
--	---	---	---	--	-----------------------	------------------------------------	-------------------	-----

VOLVO S70 (97-00)

	2.0 2.0 2.0 20V 2.0 20V 2.0 T 2.0 T 2.3 2.4 2.4 2.4 AWD 2.4 AWD 2.4 AWD 2.4 AWD 2.4 Blu-Fuel 2.4 T 2.5 2.5 2.5 Bifuel 2.5 Bifuel 2.5 TDI 2.5 TDi AWD	93 105 120 132 155 166 195 103 125 103 106 121 103 142 106 121 103 106 103 106 103 106 103 103	01.97 11.00 01.97 11.00 01.97 11.00 01.97 11.00 04.99 09.00 08.99 11.00 01.97 11.00 11.96 09.00 04.99 09.00 11.96 05.99 10.98 05.99 07.97 09.00 01.97 11.00 01.97 11.00 06.98 11.00 07.99 11.00 10.98 11.00 01.97 11.00 10.99 09.00		13.0470-7053.2 LD7053		21273 19,5 +/WE	ATE
--	--	---	--	--	-----------------------	--	-----------------	-----

	2.0 2.0 2.0 20V 2.0 20V 2.0 T 2.0 T 2.3 2.3 T 2.3 T5 2.4 2.4 2.4 AWD 2.4 AWD 2.4 AWD 2.4 AWD 2.4 Blu-Fuel 2.4 T 2.5 2.5 2.5 Bifuel 2.5 Bifuel 2.5 TDI 2.5 TDi AWD	93 105 120 132 155 166 195 184 176 103 125 103 106 121 103 103 142 106 121 103 106 106 103 103	01.97 11.00 01.97 11.00 01.97 11.00 01.97 11.00 04.99 09.00 01.97 11.00 08.99 11.00 01.97 11.00 11.96 09.00 04.99 09.00 11.96 05.99 10.98 05.99 07.97 09.00 01.97 11.00 01.97 11.00 06.98 11.00 07.99 11.00 10.98 11.00 01.97 11.00 10.99 09.00		13.0470-4044.2 LD4044		20755 15,1	ATE
--	---	---	--	--	-----------------------	--	------------	-----

VOLVO S80 I (98-06)

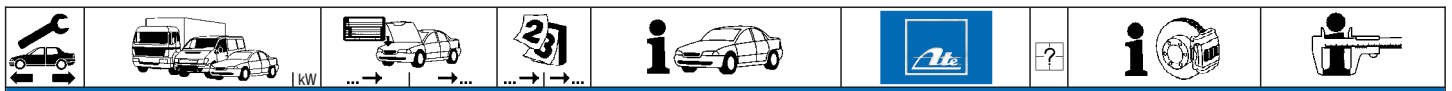
	2.0 2.0 T 2.0 T 2.4 2.4 2.4 Bi-Fuel 2.4 D 2.4 D5 2.4 T 2.5 T 2.5 TDI 2.9 2.9 2.9 3.0 2.8 T6 3.0 T6	120 132 166 103 125 103 96 120 147 154 103 147 150 144 200 200	06.98 02.06 12.99 02.06 06.98 02.06 01.99 02.06 01.99 02.06 09.01 02.06 10.01 02.06 08.01 02.06 06.00 02.06 07.03 02.06 01.99 02.06 03.99 02.06 05.98 02.06 06.01 02.06 05.98 02.06 06.01 02.06		13.0470-7145.2 LD7145 13.0470-7187.2 LD7187	- 17" Rad ²⁾ + 17" Rad ³⁾	23073 18,8 + 23950 19,5 +	ATE ATE
--	--	---	--	--	--	--	------------------------------	------------

	2.0 2.0 T 2.0 T 2.4 2.4 2.4 Bi-Fuel 2.4 D 2.4 D5 2.4 T 2.5 T 2.5 TDI 2.8 T6 2.9 2.9 3.0 3.0 T6	120 132 166 103 125 103 96 120 147 154 103 200 147 150 144 200	06.98 02.06 12.99 02.06 06.98 02.06 01.99 02.06 01.99 02.06 09.01 02.06 10.01 02.06 08.01 02.06 06.00 02.06 07.03 02.06 01.99 02.06 03.99 02.06 05.98 02.06 06.01 02.06 05.98 02.06 06.01 02.06		13.0470-7135.2 LD7135		23075 17,5 +	ATE
--	---	---	--	--	-----------------------	--	--------------	-----

¹⁾ - ventilated discs / - dischi ventilati / - disques ventilés / - disco ventilado

²⁾ - 17" wheel / - ruota 17" / - roue 17" / - rueda 17"

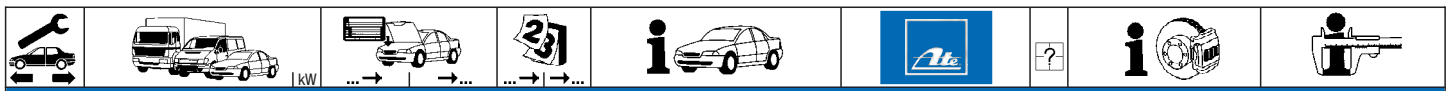
³⁾ + 17" wheel / + ruota 17" / + roue 17" / + rueda 17"



VOLVO S80 II (06-)									
	1.6 D DRIVE		01.10		13.0470-7228.2	LD7228	+ 16" Rad ¹⁾	24123 20,3 +	ATE
	2.0	107	09.07						
	2.0 D	100	09.07						
	2.0 FlexiFuel	107	09.07						
	2.0 T	149	01.10						
	2.0 TDi	100	02.08						
	2.4 D	120	03.06						
	2.4 D	129	04.09						
	2.4 D5	136	03.06						
	2.4 D5	151	11.08						
	2.4 D5	158	06.11						
	2.4 D5 AWD	136	01.07						
	2.4 D5 AWD	151	01.10						
	2.4 D5 AWD	158	06.11						
	2.5 T	147	03.06						
	2.5 T	170	01.10						
	2.5 T AWD	147	10.06						
	2.5 T FlexFuel	147	04.08						
	2.5 T FlexiFuel	170	01.10						
	3.0 T6 AWD	210	01.07						
	3.2		03.06						
3.2 AWD		01.07							
D3	120	01.10							
T4	132	10.10							
T4F	132	05.11							
T5	177	10.10							
	1.6 D DRIVE		01.10		13.0470-7243.2	LD7243	+ 17"/18" Rad ²⁾	24142 20,6 +	ATE
	2.0	107	09.07						
	2.0 D	100	09.07						
	2.0 FlexiFuel	107	09.07						
	2.0 T	149	01.10						
	2.0 TDi	100	02.08						
	2.4 D	120	03.06						
	2.4 D	129	04.09						
	2.4 D5	136	03.06						
	2.4 D5	151	11.08						
	2.4 D5	158	06.11						
	2.4 D5 AWD	136	01.07						
	2.4 D5 AWD	151	01.10						
	2.4 D5 AWD	158	06.11						
	2.5 T	147	03.06						
	2.5 T	170	01.10						
	2.5 T AWD	147	10.06						
	2.5 T FlexFuel	147	04.08						
	2.5 T FlexiFuel	170	01.10						
	3.0 T6 AWD	210	01.07						
	3.2		03.06						
3.2 AWD		01.07							
D3	120	01.10							
T4	132	10.10							
T4F	132	05.11							
T5	177	10.10							
	1.6 D DRIVE		01.10	+ massive Scheiben ³⁾	13.0470-2722.2	LD2722	+ elektrische Feststellbremse ⁴⁾	24496 17,3 /Zub/S	LUC
	2.0	107	09.07	+ massive Scheiben ³⁾					
	2.0 D	100	09.07	+ massive Scheiben ³⁾					
	2.0 FlexiFuel	107	09.07	+ massive Scheiben ³⁾					
	2.0 T	149	01.10	+ massive Scheiben ³⁾					
	2.0 TDi	100	02.08	+ massive Scheiben ³⁾					
	2.4 D	120	03.06	+ massive Scheiben ³⁾					
	2.4 D	129	04.09	+ massive Scheiben ³⁾					
	2.4 D5	136	03.06	+ massive Scheiben ³⁾					
	2.4 D5	151	11.08	+ massive Scheiben ³⁾					
	2.4 D5	158	06.11	+ massive Scheiben ³⁾					
	2.4 D5 AWD	136	01.07	+ massive Scheiben ³⁾					
	2.4 D5 AWD	151	01.10	+ massive Scheiben ³⁾					
	2.4 D5 AWD	158	06.11	+ massive Scheiben ³⁾					
	2.5 T	147	03.06	+ massive Scheiben ³⁾					
	2.5 T	170	01.10	+ massive Scheiben ³⁾					
	2.5 T AWD	147	10.06	+ massive Scheiben ³⁾					
	2.5 T FlexFuel	147	04.08	+ massive Scheiben ³⁾					
	2.5 T FlexiFuel	170	01.10	+ massive Scheiben ³⁾					
	3.0 T6 AWD	210	01.07	+ massive Scheiben ³⁾					
	3.2		03.06	+ massive Scheiben ³⁾					
3.2 AWD		01.07	+ massive Scheiben ³⁾						
4.4 V8 AWD	232	03.06	+ massive Scheiben ³⁾						
D3	120	01.10	+ massive Scheiben ³⁾						
T4	132	10.10	+ massive Scheiben ³⁾						
T4F	132	05.11	+ massive Scheiben ³⁾						
T5	177	10.10	+ massive Scheiben ³⁾						
T6 AWD	224	10.10	+ massive Scheiben ³⁾						

VOLVO V50 (04-)									
	1.6 D	80	04.07	- (USA) ↓	13.0470-7193.2	LD7193	- 17" Rad ⁵⁾	23723 18,1 +	ATE
	1.6 D	81	01.05	- (USA) ↓	13.0470-7204.2	LD7204	+ 17" Rad ⁶⁾	23912 18,8 +	ATE
	1.6 D2	84	01.10	- (USA) ↓					
	1.6 i	74	01.05	- (USA) ↓					
	1.8	92	04.04	- (USA) ↓					
↓									

¹⁾ + 16" wheel / + ruota 16" / + roue 16" / + rueda 16"
²⁾ + 17"/18" wheel / + ruota 17"/18" / + roue 17"/18" / + rueda 17"/18"
³⁾ + solid discs / + dischi massiccio / + disques massive / + disco macizo
⁴⁾ + electric parking brake / + freno a mano elettrico / + frein à main électrique / + freno de mano eléctrico
⁵⁾ - 17" wheel / - ruota 17" / - roue 17" / - rueda 17"
⁶⁾ + 17" wheel / + ruota 17" / + roue 17" / + rueda 17"



VOLVO V50 (04-)																
	1.8 FlexiFuel	92		04.07	- (USA) (J)	13.0470-7193.2 LD7193 13.0470-7204.2 LD7204		- 17" Rad ¹⁾ + 17" Rad ²⁾	23723 18,1 + 23912 18,8 +	ATE ATE						
	2.0 D	100		04.04	- (USA) (J)											
	2.0 D3	110		10.10	- (USA) (J)											
	2.0 D4	130		10.10	- (USA) (J)											
	2.0 FlexiFuel	107		01.10	- (USA) (J)											
	2.0 i	107		10.06	- (USA) (J)											
	2.4	103		04.04	- (USA) (J)											
	2.4	125		04.04	- (USA) (J)											
	2.4 AWD	125		08.06	- (USA) (J)											
	2.4 D5	132		03.06	- (USA) (J)											
	2.4 Tdi	120		05.07	- (USA) (J)											
	2.5 T5	162		04.04	- (USA) (J)											
	2.5 T5	169		03.07	- (USA) (J)											
	2.5 T5 AWD	162		04.04	- (USA) (J)											
	2.5 T5 AWD	169		03.07	- (USA) (J)											
	1.6 D	80		04.07		13.0470-7195.2 LD7195		ersetzt Belag mit Federn ³⁾	23482 16,6 +	ATE						
	1.6 D	81		01.05												
	1.6 D2	84		01.10												
	1.6 i	74		01.05												
	1.8	92		04.04												
	1.8 FlexiFuel	92		04.07												
	2.0 D	100		04.04												
	2.0 D3	110		10.10												
	2.0 D4	130		10.10												
	2.0 FlexiFuel	107		01.10												
	2.0 i	107		10.06												
	2.4	103		04.04												
	2.4	125		04.04												
	2.4 AWD	125		08.06												
	2.4 D5	132		03.06												
	2.4 Tdi	120		05.07												
	2.5 T5	162		04.04												
	2.5 T5	169		03.07												
	2.5 T5 AWD	162		04.04												
	2.5 T5 AWD	169		03.07												
VOLVO V60 (10-)																
	1.6 DRIVE	84		06.11		13.0470-7228.2 LD7228		+ 16" Rad ⁴⁾	24123 20,3 +	ATE						
	2.0 T	149		11.10												
	2.4 D5	158		06.11												
	2.4 D5 AWD	158		06.11												
	D 3	120		11.10												
	D 5	151		11.10												
	D 5 AWD	151		11.10												
	T3	110		11.10												
	T4	132		11.10												
	T4F	132		04.11												
	T5	177		11.10												
		1.6 DRIVE	84		06.11							13.0470-7243.2 LD7243		+ 17" Rad ²⁾	24142 20,6 +	ATE
		2.0 T	149		11.10											
2.4 D5		158		06.11												
2.4 D5 AWD		158		06.11												
D 3		120		11.10												
D 5		151		11.10												
D 5 AWD		151		11.10												
T3		110		11.10												
T4		132		11.10												
T4F		132		04.11												
T5		177		11.10												
		1.6 DRIVE	84		06.11		13.0470-2722.2 LD2722		- (CDM) (USA)	24496 17,3 /Zub/S	LUC					
		2.0 T	149		11.10											
	2.4 D5	158		06.11	+ massive Scheiben ⁵⁾											
	2.4 D5 AWD	158		06.11	+ massive Scheiben ⁵⁾											
	D 3	120		11.10												
	D 5	151		11.10												
	D 5 AWD	151		11.10												
	T 6 AWD	224		11.10												
	T3	110		11.10												
	T4	132		11.10												
	T4F	132		04.11												
	T5	177		11.10												
	VOLVO V70 I (97-00)															
	2.0	93		01.97	03.00	13.0470-7053.2 LD7053			21273 19,5 +/WE	ATE						
	2.0	105		01.97	03.00											
	2.0 20V	120		01.97	03.00											
	2.0 20V	132		01.97	03.00											
	2.0 T	155		01.97	03.00											
	2.3 AWD			04.97	09.98											
	2.3 T5 AWD	176		01.97	03.00											
	2.4	103		08.99	03.00											
	2.4	125		01.97	03.00											
	2.4 AWD	121		10.98	05.99											
	2.4 Bi-Fuel	103		08.99	03.00											
	2.4 T	142		01.97	03.00											
	2.5	106		01.97	03.00											
	2.5	121		06.98	03.00											

¹⁾ - 17" wheel / - ruota 17" / - roue 17" / - rueda 17"

²⁾ + 17" wheel / + ruota 17" / + roue 17" / + rueda 17"

³⁾ replaces pad with springs / sostituisce la guarnizione con molle / remplace la garniture avec ressorts / sustituye guarnición con resortes

⁴⁾ + 16" wheel / + ruota 16" / + roue 16" / + rueda 16"

⁵⁾ + solid discs / + dischi massiccio / + disques massive / + disco macizo



VOLVO V70 I (97-00)

	2.5 Bi-Fuel	106	10.98	08.99	13.0470-7053.2	LD7053		21273 19,5 +WE	ATE
	2.5 T AWD	142	01.97	03.00					
	2.5 TDI	103	01.97	03.00					
	2.0	93	01.97	12.99	13.0470-4044.2	LD4044		20755 15,1	ATE
	2.0	105	01.97	12.99					
	2.0 20V	120	01.97	12.99					
	2.0 20V	132	01.97	12.99					
	2.0 T	155	01.97	12.99					
	2.0 T	166	01.97	12.99					
	2.3 AWD		04.97	09.98					
	2.3 T	184	01.97	12.99					
	2.3 T5	176	01.97	12.99					
	2.4	103	08.99	12.99					
	2.4	125	01.97	12.99					
	2.4 AWD	121	10.98	05.99					
	2.4 Bi-Fuel	103	08.99	12.99					
	2.4 T	142	01.97	12.99					
	2.5	106	01.97	12.99					
	2.5	121	06.98	12.99					
	2.5 Bi-Fuel	106	10.98	08.99					
	2.5 TDI	103	01.97	12.99					
	2.0	93	01.00	03.00	13.0470-7135.2	LD7135		23075 17,5 +	ATE
	2.0	105	01.00	03.00					
	2.0 20V	120	01.00	03.00					
	2.0 20V	132	01.00	03.00					
	2.0 T	155	01.00	03.00					
	2.0 T	166	01.00	03.00					
	2.0 T AWD	166	01.00	03.00					
	2.3 T	184	01.00	03.00					
	2.3 T AWD	184	01.00	03.00					
	2.3 T5	176	01.00	03.00					
	2.3 T5 AWD	176	01.00	03.00					
	2.4	103	01.00	03.00					
	2.4	125	01.00	03.00					
	2.4 Bi-Fuel	103	01.00	03.00					
	2.4 T	142	01.00	03.00					
	2.5	106	01.00	03.00					
	2.5	121	01.00	03.00					
	2.5 AWD	195	01.00	03.00					
	2.5 T AWD	142	01.00	03.00					
	2.5 TDI	103	01.00	03.00					

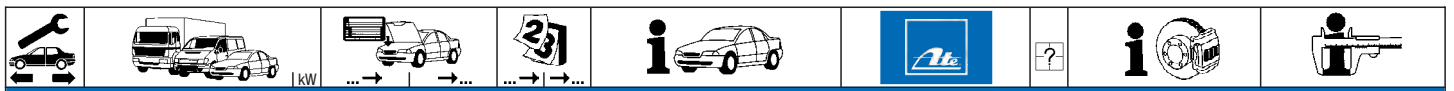
VOLVO V70 II (00-07)

	2.0 T	132	07.01	07.07	13.0470-7145.2	LD7145	- 17" Rad ¹⁾	23073 18,8 +	ATE
	2.3	195	10.00	09.04					
	2.4		03.00	07.07					
	2.4	103	03.00	07.07					
	2.4 4X4	121	03.00	09.03					
	2.4 Bi-Fuel	103	09.01	07.07					
	2.4 D	93	05.05	07.07					
	2.4 D	96	12.01	07.07					
	2.4 D5	120	08.01	07.07					
	2.4 D5	136	12.05	07.07					
	2.4 D5 AWD	120	03.03	07.07					
	2.4 D5 AWD	136	12.05	07.07					
	2.4 T	147	03.00	07.07					
	2.4 T AWD	147	09.01	07.07					
	2.5 T	154	04.04	07.07					
	2.5 T AWD	154	09.02	07.07					
	2.5 TDI	103	03.00	07.07					
	2.0 T	132	07.01	07.07	13.0470-7187.2	LD7187	+ 17" Rad ²⁾	23950 19,5 +	ATE
	2.3	195	10.00	09.04					
	2.3 T5	184	03.00	07.07					
	2.4		03.00	07.07					
	2.4	103	03.00	07.07					
	2.4 4X4	121	03.00	09.03					
	2.4 Bi-Fuel	103	09.01	07.07					
	2.4 D	93	05.05	07.07					
	2.4 D	96	12.01	07.07					
	2.4 D5	120	08.01	07.07					
	2.4 D5	136	12.05	07.07					
	2.4 D5 AWD	120	03.03	07.07					
	2.4 D5 AWD	136	12.05	07.07					
	2.4 T	147	03.00	07.07					
	2.4 T AWD	147	09.01	07.07					
	2.4 T5	191	04.04	07.07					
	2.5 T	154	04.04	07.07					
	2.5 T AWD	154	09.02	07.07					
	2.5 TDI	103	03.00	07.07					
	2.0 T	132	07.01	07.07	13.0470-7135.2	LD7135		23075 17,5 +	ATE
	2.3	195	10.00	09.04					
	2.3 T5	184	03.00	07.07					
	2.4		03.00	07.07					
	2.4	103	03.00	07.07					
	2.4 4X4	121	03.00	09.03					
	2.4 Bi-Fuel	103	09.01	07.07					
	2.4 D	93	05.05	07.07					

1) - 17" wheel / - ruota 17" / - roue 17" / - rueda 17"

2) + 17" wheel / + ruota 17" / + roue 17" / + rueda 17"





VOLVO V70 II (00-07)										
	2.4 D	96		12.01	07.07	13.0470-7135.2	LD7135		23075 17,5 +	ATE
	2.4 D5	120		08.01	07.07					
	2.4 D5	136		12.05	07.07					
	2.4 D5 AWD	120		03.03	07.07					
	2.4 D5 AWD	136		12.05	07.07					
	2.4 T	147		03.00	07.07					
	2.4 T AWD	147		09.01	07.07					
	2.4 T5	191		04.04	07.07					
	2.5 T	154		04.04	07.07					
	2.5 T AWD	154		09.02	07.07					
	2.5 TDI	103		03.00	07.07					

VOLVO V70 III (07-)										
	1.6 DRIVE			01.10		13.0470-7228.2	LD7228	+ 16" Rad ¹⁾	24123 20,3 +	ATE
	1.6 T4F	132		01.11						
	2.0	107		10.07						
	2.0 D	100		10.07						
	2.0 D3	120		03.10						
	2.0 FlexiFuel	107		09.07						
	2.0 T	149		01.10						
	2.4 D	120		08.07						
	2.4 D	129		10.09						
	2.4 D5	136		08.07						
	2.4 D5	151		12.09						
	2.4 D5	158		06.11						
	2.4 D5 AWD	136		10.07						
	2.4 D5 AWD	151		12.09						
	2.4 D5 AWD	158		06.11						
	2.5 T	147		08.07						
	2.5 T	170		10.09						
	2.5 T FlexiFuel	147		04.08						
	2.5 T FlexiFuel	170		10.09						
	3.0 T6 AWD	210		08.07						
	3.2	175		08.07						
	3.2 AWD	175		08.07						
	T4	132		10.10						
	T5	177		01.10						

	1.6 DRIVE			01.10		13.0470-7243.2	LD7243	+ 17"/18" Rad ²⁾	24142 20,6 +	ATE
	1.6 T4F	132		01.11						
	2.0	107		10.07						
	2.0 D	100		10.07						
	2.0 D3	120		03.10						
	2.0 FlexiFuel	107		09.07						
	2.0 T	149		01.10						
	2.4 D	120		08.07						
	2.4 D	129		10.09						
	2.4 D5	136		08.07						
	2.4 D5	151		12.09						
	2.4 D5	158		06.11						
	2.4 D5 AWD	136		10.07						
	2.4 D5 AWD	151		12.09						
	2.4 D5 AWD	158		06.11						
	2.5 T	147		08.07						
	2.5 T	170		10.09						
	2.5 T FlexiFuel	147		04.08						
	2.5 T FlexiFuel	170		10.09						
	3.0 T6 AWD	210		08.07						
	3.2	175		08.07						
	3.2 AWD	175		08.07						
	T4	132		10.10						
	T5	177		01.10						

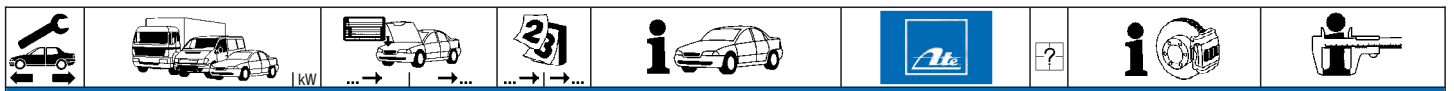
	1.6 DRIVE			01.10		13.0470-2722.2	LD2722	+ elektrische Feststellbremse ⁴⁾	24496 17,3 /Zub/S	LUC
	1.6 T4F	132		01.11						
	2.0	107		10.07						
	2.0 D	100		10.07						
	2.0 D3	120		03.10						
	2.0 FlexiFuel	107		09.07						
	2.0 T	149		01.10						
	2.4 D	120		08.07						
	2.4 D	129		10.09						
	2.4 D5	136		08.07						
	2.4 D5	151		12.09						
	2.4 D5	158		06.11						
	2.4 D5 AWD	136		10.07						
	2.4 D5 AWD	151		12.09						
	2.4 D5 AWD	158		06.11						
	2.5 T	147		08.07						
	2.5 T	170		10.09						
	2.5 T FlexiFuel	147		04.08						
	2.5 T FlexiFuel	170		10.09						
	3.0 T6 AWD	210		08.07						
	3.2	175		08.07						
	3.2 AWD	175		08.07						
	T4	132		10.10						
	T5	177		01.10						

¹⁾ + 16" wheel / + ruota 16" / + roue 16" / + rueda 16"

²⁾ + 17"/18" wheel / + ruota 17"/18" / + roue 17"/18" / + rueda 17"/18"

³⁾ - ventilated discs / - dischi ventilati / - disques ventilés / - disco ventilado

⁴⁾ + electric parking brake / + freno a mano elettrico / + frein à main électrique / + freno de mano eléctrico



VOLVO XC70 I CROSS COUNTRY (00-07)

	2.4 AWD	121	03.00	09.03	13.0470-7145.2	LD7145		23073 18,8 +	ATE
	2.4 D5 AWD	136	12.05	07.07					
	2.4 T XC AWD		11.97	09.02					
	2.5 D5 XC AWD	120	09.02	07.07					
	2.5 T XC AWD	154	09.02	07.07					
	2.4 AWD	121	03.00	09.03	13.0470-7135.2	LD7135		23075 17,5 +	ATE
	2.4 D5 AWD	136	12.05	07.07					
	2.4 T XC AWD		11.97	09.02					
	2.5 D5 XC AWD	120	09.02	07.07					
	2.5 T XC AWD	154	09.02	07.07					

VOLVO XC70 II CROSS COUNTRY (07-)

	2.0 D3	120	08.11		13.0470-7228.2	LD7228	+ 16" Rad ¹⁾	24123 20,3 +	ATE
	2.0 D3 AWD	120	08.11						
	2.4 D	129	01.10						
	2.4 D AWD	120	08.07						
	2.4 D5 AWD	136	08.07						
	2.4 D5 AWD	151	12.09						
	2.4 D5 AWD	158	06.11						
	3.0 T6 AWD	210	01.08						
	3.0 T6 AWD	224	01.10						
	3.2	179	08.07						
	3.2 AWD	175	08.07						
	3.2 AWD	179	08.07						
		2.0 D3	120	08.11					
2.0 D3 AWD		120	08.11						
2.4 D		129	01.10						
2.4 D AWD		120	08.07						
2.4 D5 AWD		136	08.07						
2.4 D5 AWD		151	12.09						
2.4 D5 AWD		158	06.11						
3.0 T6 AWD		210	01.08						
3.0 T6 AWD		224	01.10						
3.2		179	08.07						
3.2 AWD		175	08.07						
3.2 AWD		179	08.07						
		2.0 D3	120	08.11	+ massive Scheiben ³⁾	13.0470-2722.2	LD2722	+ elektrische Feststellbremse ⁴⁾	24496 17,3 /Zub/S
	2.0 D3 AWD	120	08.11	+ massive Scheiben ³⁾					
	2.4 D	129	01.10	+ massive Scheiben ³⁾					
	2.4 D AWD	120	08.07	+ massive Scheiben ³⁾					
	2.4 D5 AWD	136	08.07	+ massive Scheiben ³⁾					
	2.4 D5 AWD	151	12.09	+ massive Scheiben ³⁾					
	2.4 D5 AWD	158	06.11	+ massive Scheiben ³⁾					
	3.0 T6 AWD	210	01.08	+ massive Scheiben ³⁾					
	3.0 T6 AWD	224	01.10	+ massive Scheiben ³⁾					
	3.2	179	08.07	+ massive Scheiben ³⁾					
	3.2 AWD	175	08.07	+ massive Scheiben ³⁾					
	3.2 AWD	179	08.07	+ massive Scheiben ³⁾					

VOLVO XC90 (02-)

	2.4 D3	120	04.10		13.0470-7187.2	LD7187	+ 16" Rad ¹⁾	23950 19,5 +	ATE
	2.4 D5	120	10.02						
	2.4 D5	136	05.06						
	2.4 D5 AWD	120	04.09						
	2.4 D5 AWD	147	01.11						
	2.5 T	154	10.02						
	3.0 T6	200	10.02						
	3.2	175	05.06						
	3.2	179	04.10						

¹⁾ + 16" wheel / + ruota 16" / + roue 16" / + rueda 16"

²⁾ + 17"/18" wheel / + ruota 17"/18" / + roue 17"/18" / + rueda 17"/18"

³⁾ + solid discs / + dischi massiccio / + disques massive / + disco macizo

⁴⁾ + electric parking brake / + freno a mano elettrico / + frein à main électrique / + freno de mano eléctrico

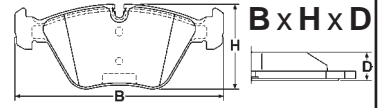
⁵⁾ - 16" wheel / - ruota 16" / - roue 16" / - rueda 16"



Abbildungen Scheibenbremsbeläge

Illustrations disc brake pads - Illustrazioni pastiglie freno -

Illustrations plaquettes de frein - Ilustraciones pastillas de freno



Maßstab - scale - scala - échelle - escala 1:2

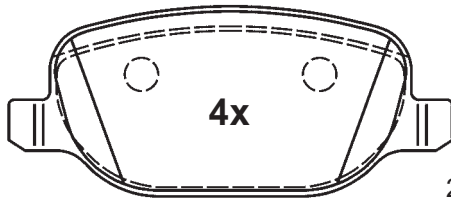
13.0470-2707.2 LD2707



ALFA ROMEO, LANCIA



LUC



23760 17,9

116,8 x 49,8 x 17,9



M8x22

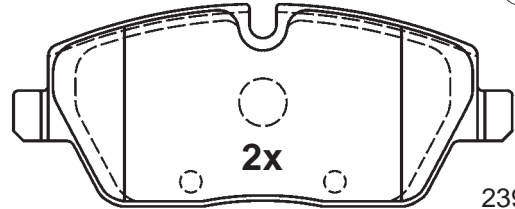
13.0470-2710.2 LD2710



BMW, MINI

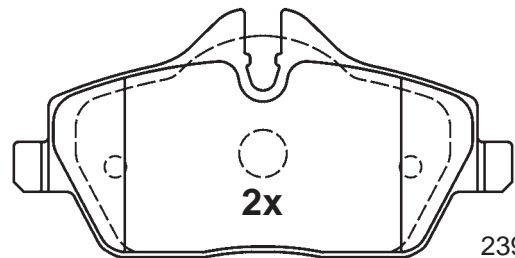


LUC



23915 17,6

131,3 x 53,2 x 17,6

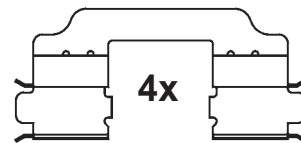


23916 17,6

131,3 x 65,3 x 17,6



M8x21



4x

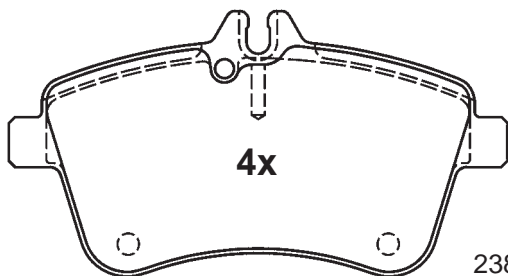
13.0470-2708.2 LD2708



MERCEDES BENZ



LUC

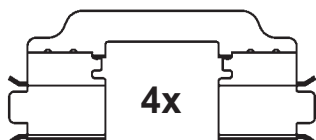


23881 20,2

131,4 x 69,8 x 20,2



M8x21



4x

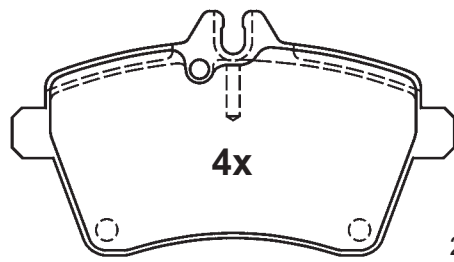
13.0470-2711.2 LD2711



MERCEDES BENZ



LUC



24077 19,1

116,4 x 63,8 x 19,1



M8x21

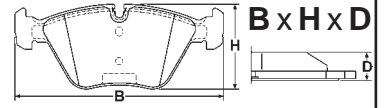


4x

Abbildungen Scheibenbremsbeläge

Illustrations disc brake pads - Illustrazioni pastiglie freno -

Illustrations plaquettes de frein - Ilustraciones pastillas de freno



Maßstab - scale - scala - échelle - escala 1:2

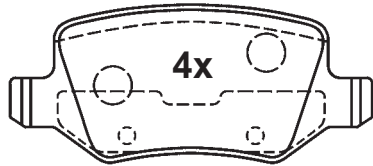
13.0470-2712.2 LD2712



MERCEDES BENZ

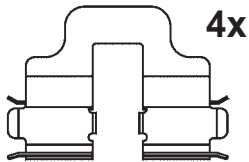


LUC



23138 14,6

95,7 x 41,3 x 14,6



M8x21

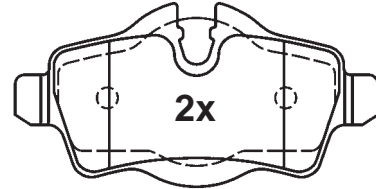
13.0470-2714.2 LD2714



MINI

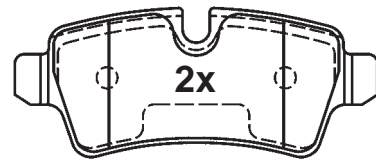


LUC



24289 16,9

95,3 x 48,3 x 16,9

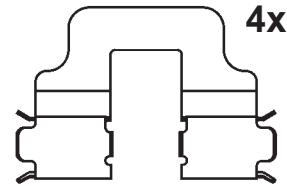


24290 16,9

95,3 x 39,0 x 16,9



M8x22



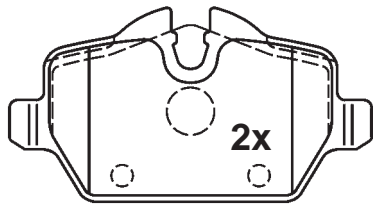
13.0470-2713.2 LD2713



BMW

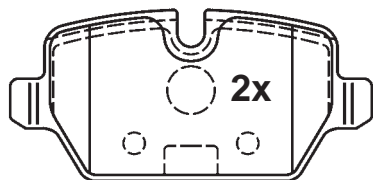


LUC



23623 17,4

95,2 x 51,0 x 17,4

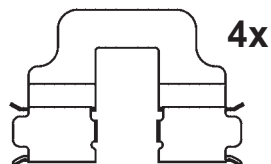


23624 17,4

95,2 x 44,6 x 17,4



M8x21



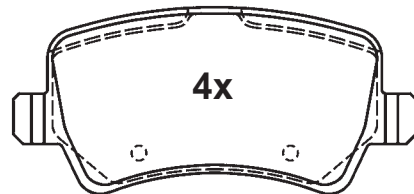
13.0470-2722.2 LD2722



FORD, VOLVO

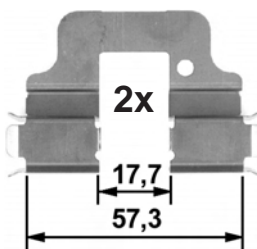
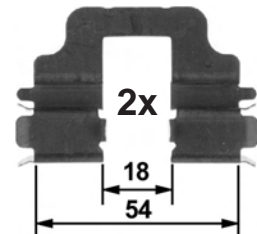


LUC



24496 17,3

106,1 x 48,7 x 17,3

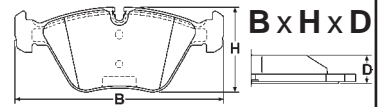


M8x21

Abbildungen Scheibenbremsbeläge

Illustrations disc brake pads - Illustrazioni pastiglie freno -

Illustrations plaquettes de frein - Ilustraciones pastillas de freno



Maßstab - scale - scala - échelle - escala 1:2

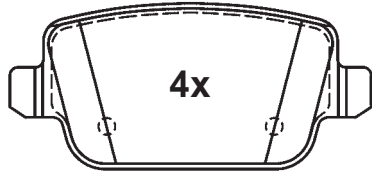
13.0470-2723.2 LD2723



FORD

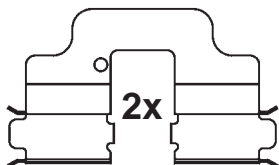
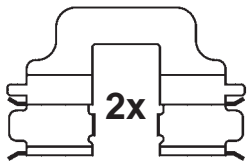


LUC



24537 16,1

95,1 x 43,2 x 16,1



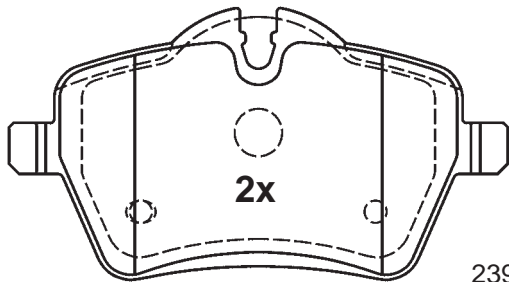
13.0470-2725.2 LD2725



MINI

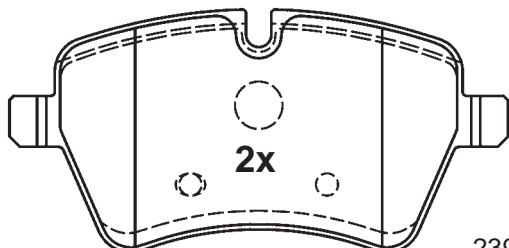


LUC



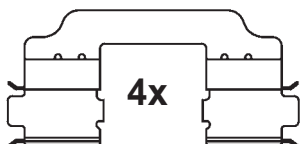
23984 17,8

131,6 x 71,3 x 17,8



23985 17,8

131,6 x 63,9 x 17,8



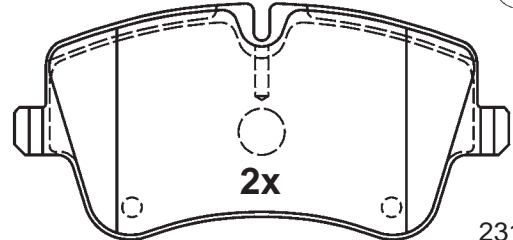
13.0470-2726.2 LD2726



MERCEDES BENZ

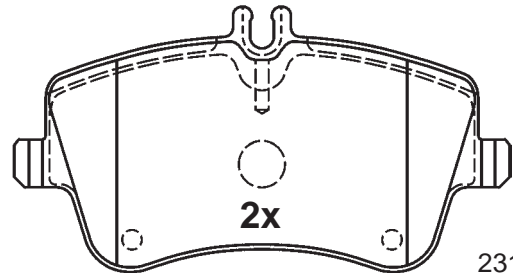


LUC



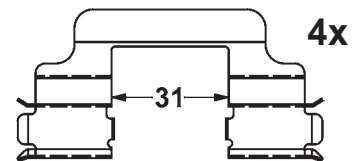
23145 19,8

131,1 x 69,8 x 19,8



23144 19,8

131,1 x 62,1 x 19,8



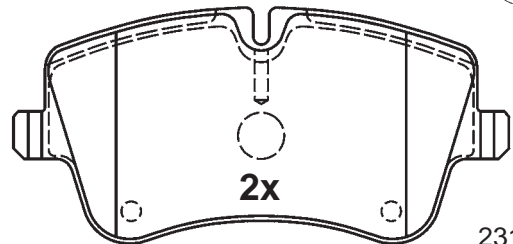
13.0470-2727.2 LD2727



MERCEDES BENZ

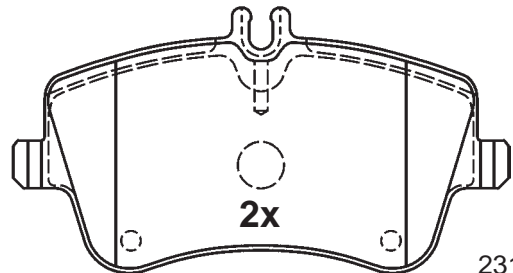


LUC



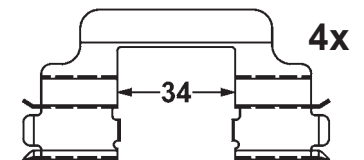
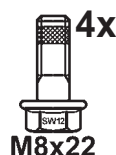
23145 19,8

131,1 x 69,8 x 19,8



23144 19,8

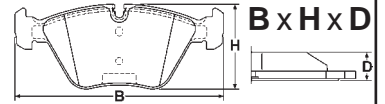
131,1 x 62,1 x 19,8



Abbildungen Scheibenbremsbeläge

Illustrations disc brake pads - Illustrazioni pastiglie freno -

Illustrations plaquettes de frein - Ilustraciones pastillas de freno



Maßstab - scale - scala - échelle - escala 1:2

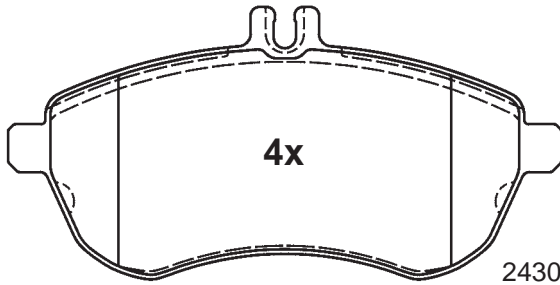
13.0470-2732.2 LD2732



MERCEDES BENZ



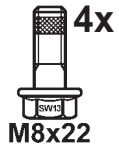
LUC



4x

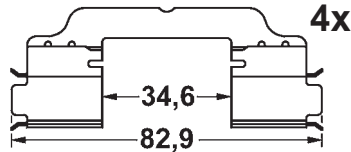
24306 20,3

146,0 x 71,5 x 20,3



4x

M8x22



4x

34,6

82,9

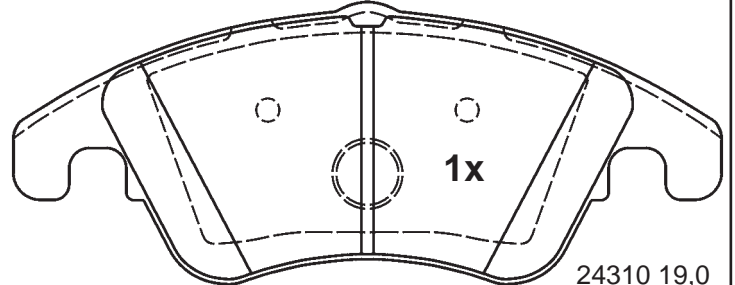
13.0470-2734.2 LD2734



MERCEDES BENZ



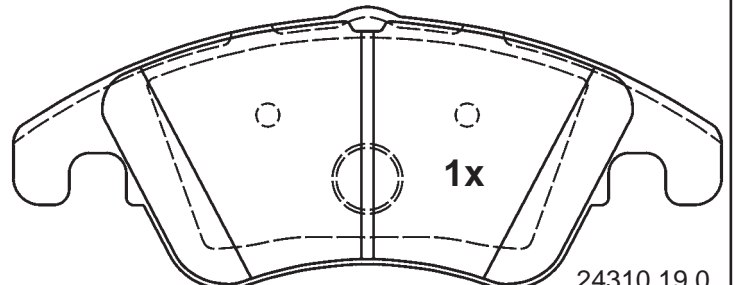
LUC



1x

24310 19,0

188,0 x 73,7 x 19,0



1x

24310 19,0

188,0 x 73,7 x 19,0

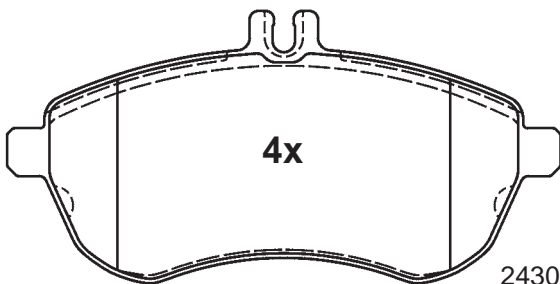
13.0470-2733.2 LD2733



MERCEDES BENZ



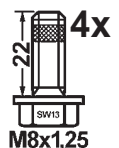
LUC



4x

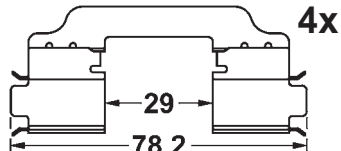
24306 20,3

146,0 x 71,5 x 20,3



4x

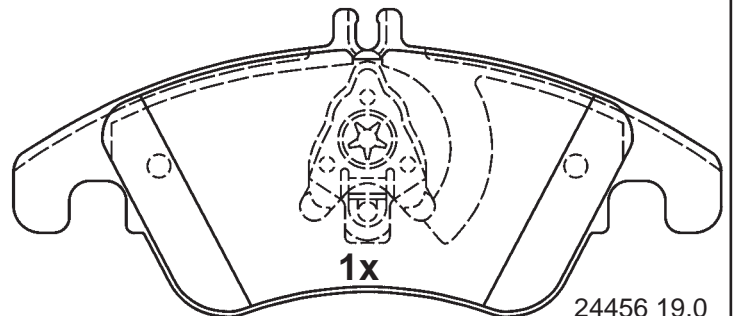
M8x1,25



4x

29

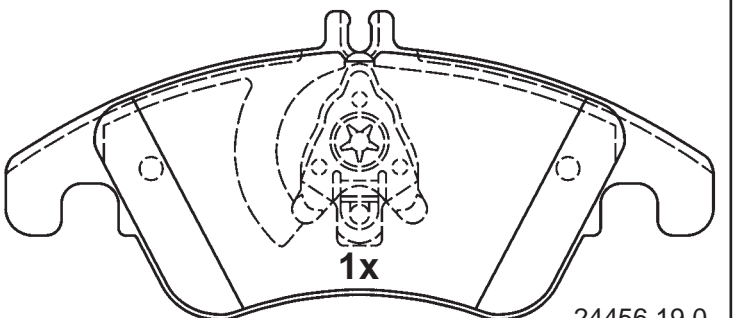
78,2



1x

24456 19,0

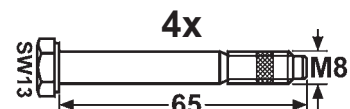
188,0 x 80,8 x 19,0



1x

24456 19,0

188,0 x 80,8 x 19,0



4x

SW13

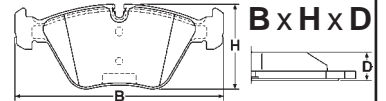
M8

65

Abbildungen Scheibenbremsbeläge

Illustrations disc brake pads - Illustrazioni pastiglie freno -

Illustrations plaquettes de frein - Ilustraciones pastillas de freno



Maßstab - scale - scala - échelle - escala 1:2

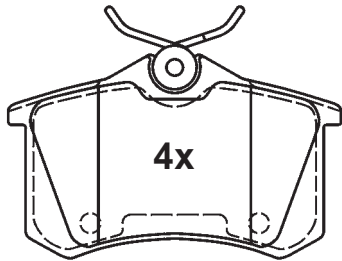
13.0470-2740.2 LD2740



CITROEN, PEUGEOT



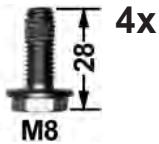
LUC



4x

23554 16,2

87,2 x 53,0 x 16,2



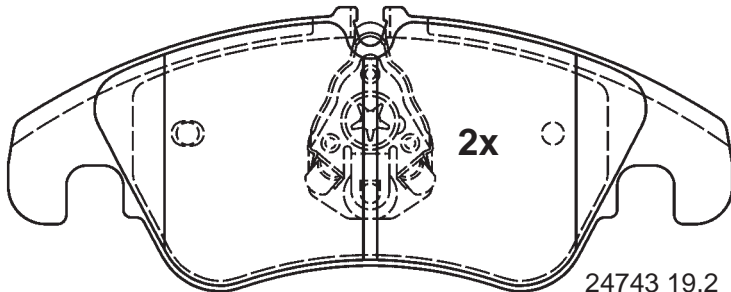
13.0470-2746.2 LD2746



AUDI



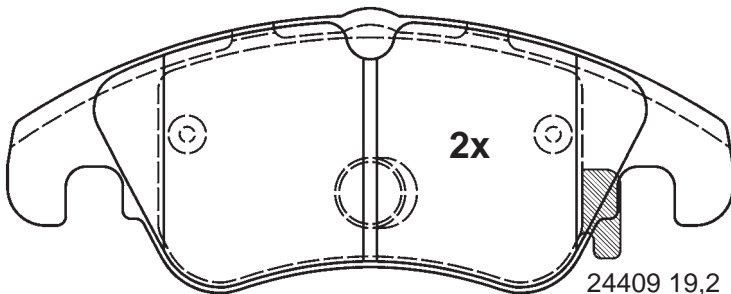
LUC



2x

24743 19,2
(24408)

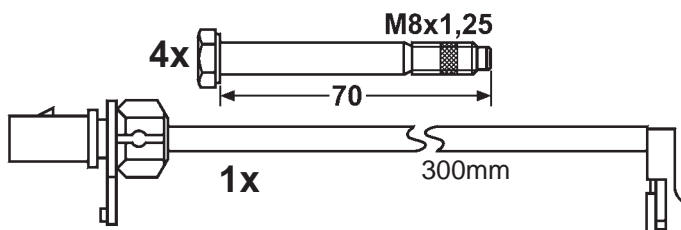
188,0 x 73,5 x 19,2



2x

24409 19,2

188,0 x 73,0 x 19,2



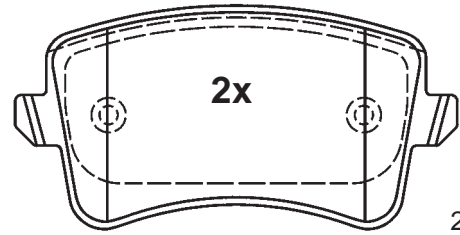
13.0470-2747.2 LD2747



AUDI



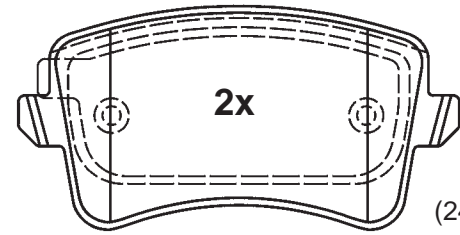
LUC



2x

24606 17,4

116,4 x 58,5 x 17,4




2x

(24606) 17,7

116,4 x 58,5 x 17,7



4x
M8x22



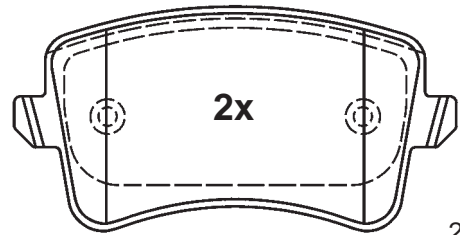
13.0470-2748.2 LD2748



AUDI



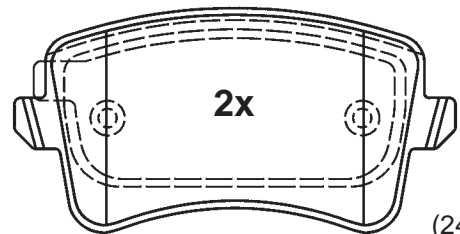
LUC



2x

24606 17,4

116,4 x 58,5 x 17,4



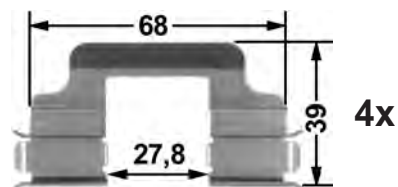
2x

(24606) 17,7

116,4 x 58,5 x 17,7



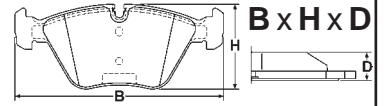
4x
M8x22



Abbildungen Scheibenbremsbeläge

Illustrations disc brake pads - Illustrazioni pastiglie freno -

Illustrations plaquettes de frein - Ilustraciones pastillas de freno



Maßstab - scale - scala - échelle - escala 1:2

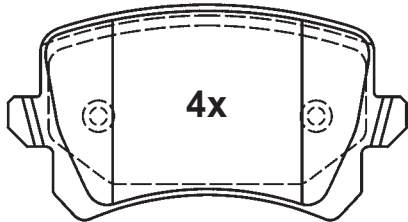
13.0470-2749.2 LD2749



VOLKSWAGEN

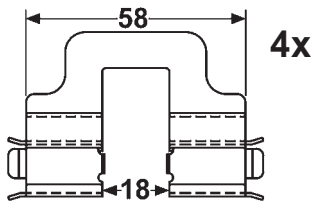


LUC



24483 16,9

105,2 x 56,4 x 16,9



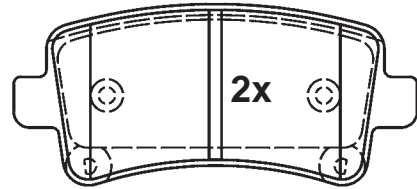
13.0470-2758.2 LD2758



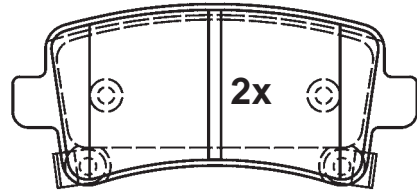
OPEL, VAUXHALL



LUC

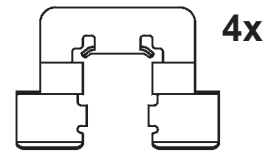


24421 17,2



24422 17,2

106,3 x 47,1 x 17,2



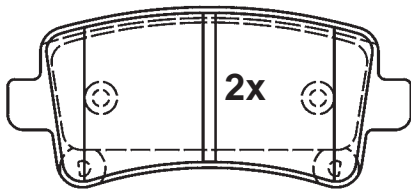
13.0470-2755.2 LD2755



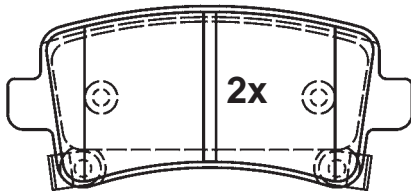
OPEL, VAUXHALL



LUC

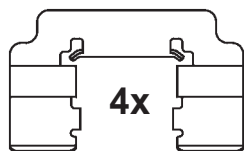


24421 17,2



24422 17,2

106,3 x 47,1 x 17,2



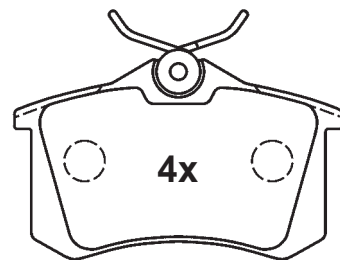
13.0470-2820.2 LD2820



AUDI, SEAT, SKODA
VOLKSWAGEN



LUC



20961 17,2

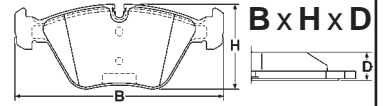
87,6 x 52,9 x 17,2



Abbildungen Scheibenbremsbeläge

Illustrations disc brake pads - Illustrazioni pastiglie freno -

Illustrations plaquettes de frein - Ilustraciones pastillas de freno



Maßstab - scale - scala - échelle - escala 1:2

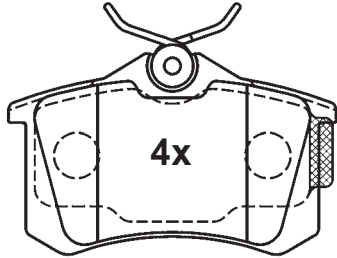
13.0470-2823.2 LD2823



CITROEN, PEUGEOT



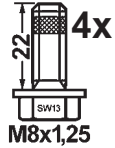
LUC



4x

86,8 x 52,9 x 17,2

23554 17,2



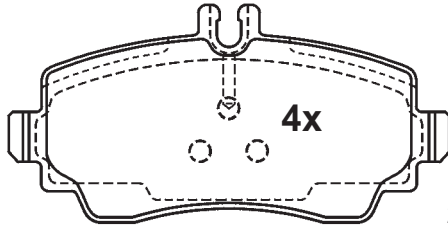
13.0470-2833.2 LD2833



MERCEDES BENZ



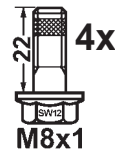
LUC



4x

116,5 x 57,1 x 17,0

23070 17,0



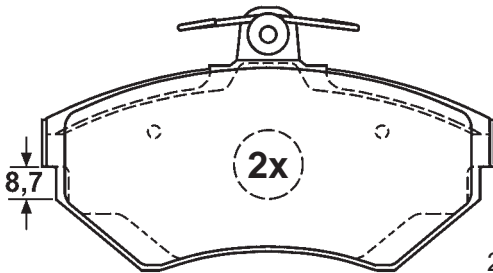
13.0470-2837.2 LD2837



AUDI, SEAT, VOLKSWAGEN



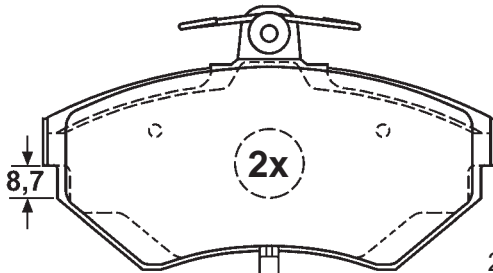
LUC



2x

8,7

21945 19,6



2x

8,7

23393 19,6

196mm



M8x21

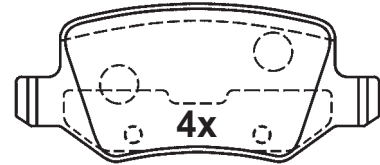
13.0470-2855.2 LD2855



MERCEDES BENZ



LUC



4x

95,6 x 41,3 x 14,6

23138 14,6



M8x22

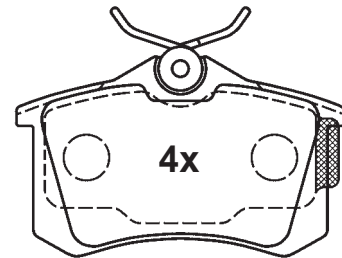
13.0470-2860.2 LD2860



AUDI



LUC



4x

86,8 x 52,9 x 16,3

23554 16,3



M8x22

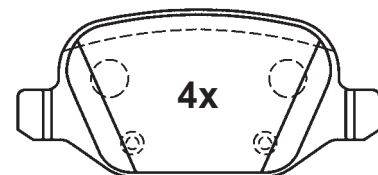
13.0470-2867.2 LD2867



ALFA ROMEO, FIAT, LANCIA



LUC



4x

95,6 x 43,9 x 16,6

23517 16,6

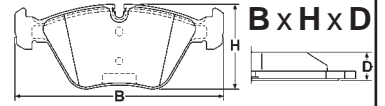


M8x22

Abbildungen Scheibenbremsbeläge

Illustrations disc brake pads - Illustrazioni pastiglie freno -

Illustrations plaquettes de frein - Ilustraciones pastillas de freno



Maßstab - scale - scala - échelle - escala 1:2

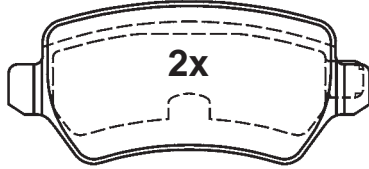
13.0470-2868.2 LD2868



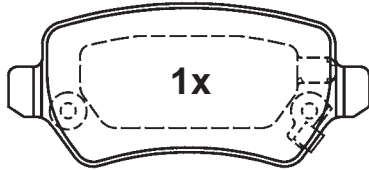
OPEL, VAUXHALL



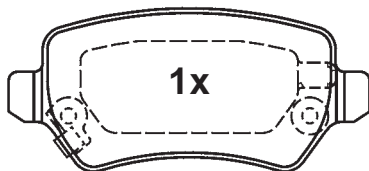
LUC



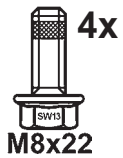
23417 15,3



23654 15,3



23655 15,3



95,3 x 42,8 x 15,3

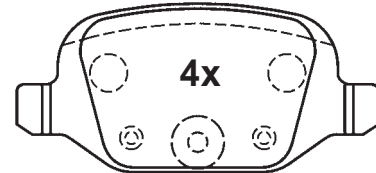
13.0470-2879.2 LD2879



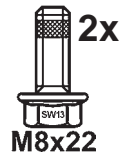
FIAT, LANCIA



LUC



23601 13,7



95,6 x 43,9 x 13,7

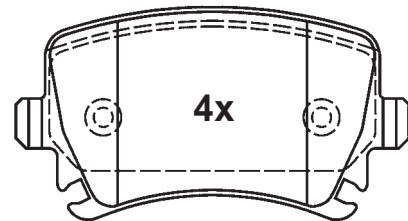
13.0470-2880.2 LD2880



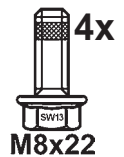
AUDI, SEAT,
SKODA, VOLKSWAGEN



LUC



23914 17,1



105,3 x 55,9 x 17,1

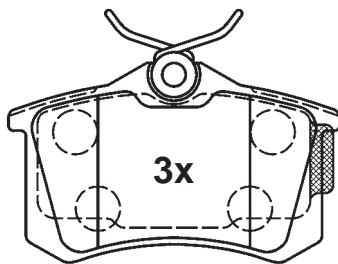
13.0470-2877.2 LD2877



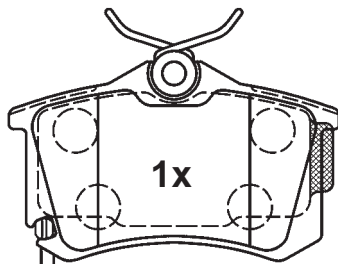
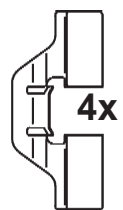
SEAT, SKODA, VOLKSWAGEN




LUC



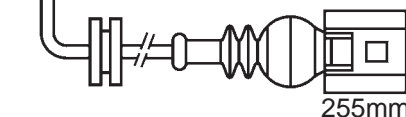
23554 17,2



23823 17,2



87,2 x 52,9 x 17,2



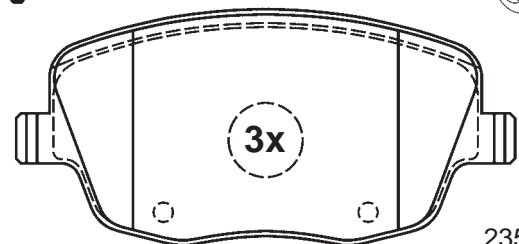
13.0470-2884.2 LD2884



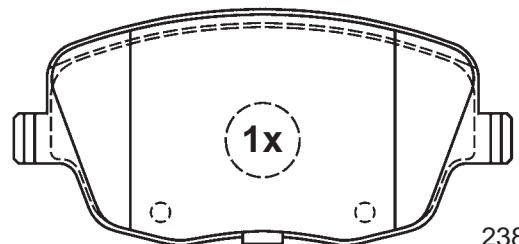
SEAT, SKODA, VOLKSWAGEN



LUC



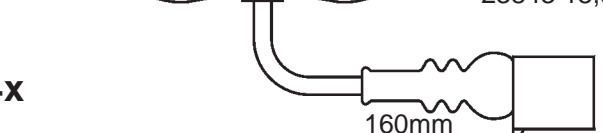
23581 18,8



23843 18,8



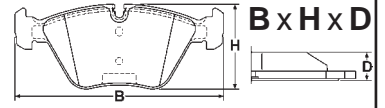
131,4 x 62,0 x 18,8



Abbildungen Scheibenbremsbeläge

Illustrations disc brake pads - Illustrazioni pastiglie freno -

Illustrations plaquettes de frein - Ilustraciones pastillas de freno



Maßstab - scale - scala - échelle - escala 1:2

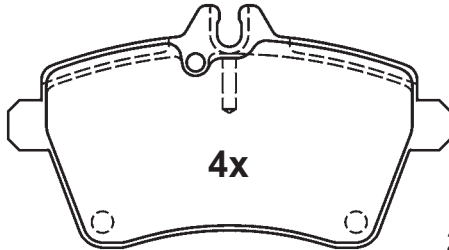
13.0470-2885.2 LD2885



MERCEDES BENZ



LUC



4x

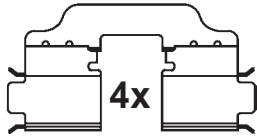
24077 19,1

116,3 x 63,8 x 19,1



2x

M8x21



4x

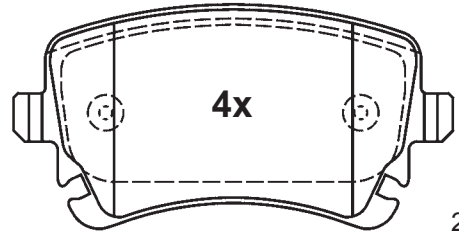
13.0470-2888.2 LD2888



AUDI



LUC



4x

23326 17,4

116,1 x 59,0 x 17,4



4x

M8x21

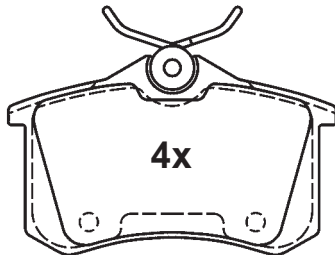
13.0470-2886.2 LD2886



AUDI, SEAT



LUC



4x

20961 16,2

87,5 x 52,9 x 16,2



2x

M8x21

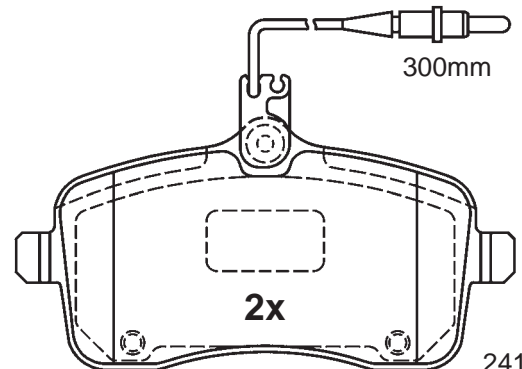
13.0470-2891.2 LD2891



PEUGEOT



LUC



300mm

2x

24134 19,6

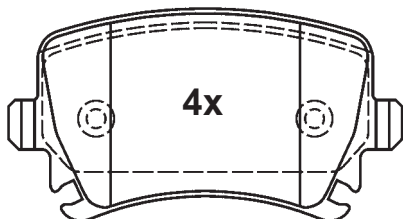
13.0470-2887.2 LD2887



AUDI, SEAT,
SKODA, VOLKSWAGEN



LUC



4x

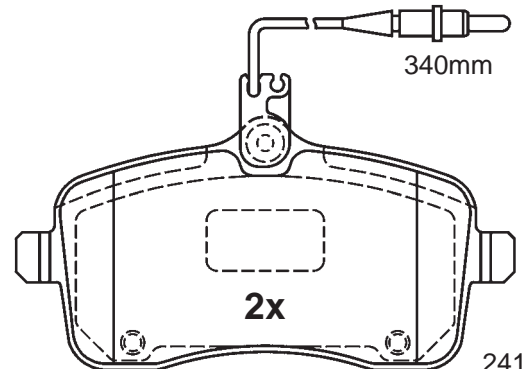
23914 17,1

105,3 x 55,9 x 17,1



4x

M8x21



340mm

2x

24175 19,6

131,4 x 66,5 x 19,6



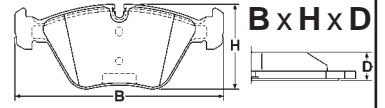
4x

M8x21

Abbildungen Scheibenbremsbeläge

Illustrations disc brake pads - Illustrazioni pastiglie freno -

Illustrations plaquettes de frein - Ilustraciones pastillas de freno



Maßstab - scale - scala - échelle - escala 1:2

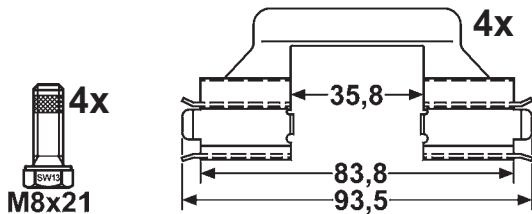
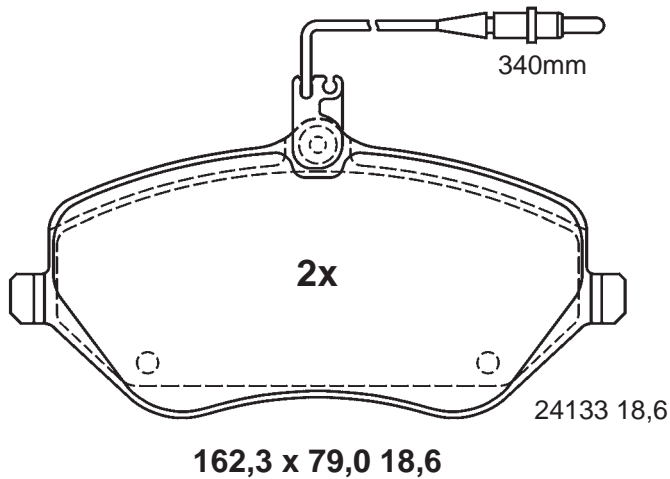
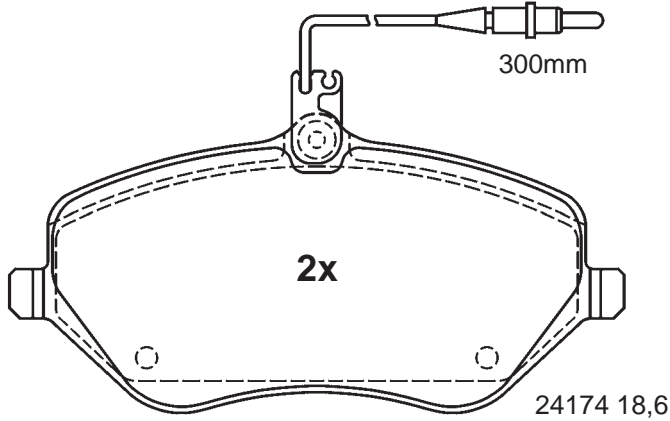
13.0470-2892.2 LD2892



CITROEN, PEUGEOT



LUC



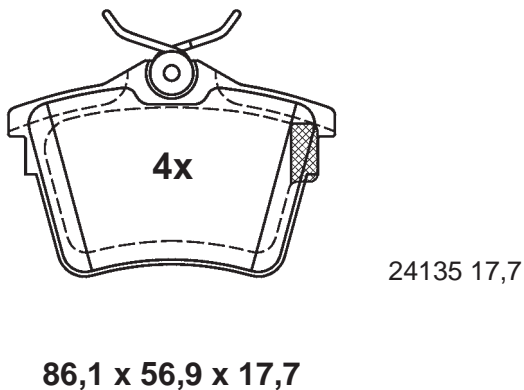
13.0470-2893.2 LD2893



PEUGEOT



LUC



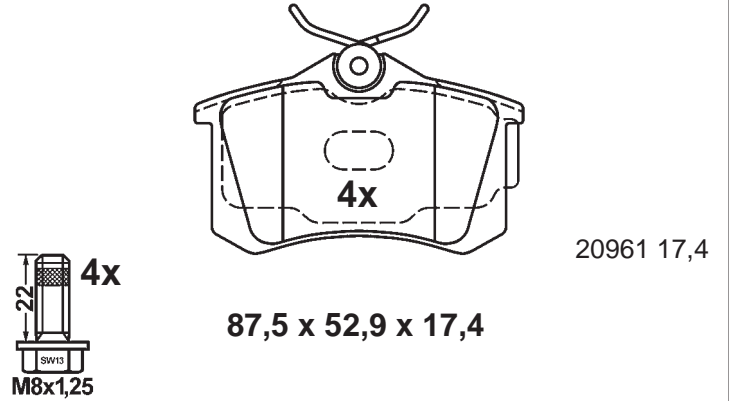
13.0470-2894.2 LD2894



AUDI, SEAT, SKODA
VOLKSWAGEN



LUC



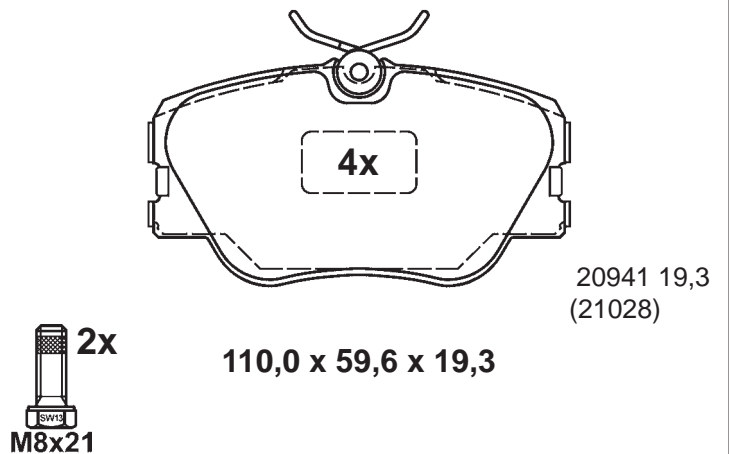
13.0470-2927.2 LD2927



MERCEDES BENZ



LUC



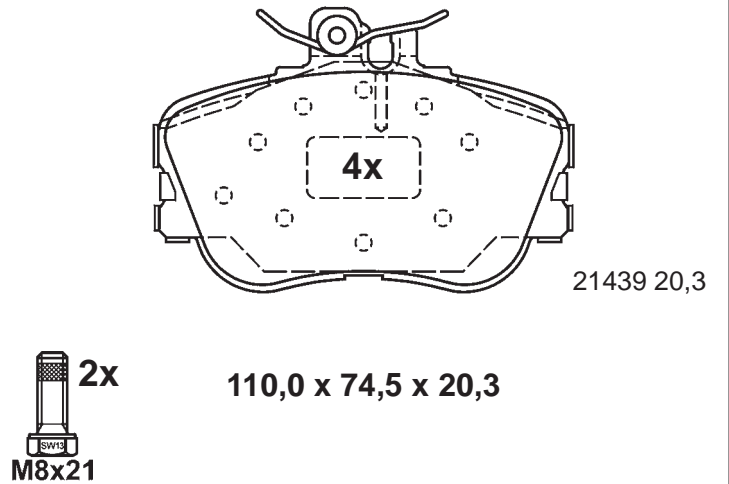
13.0470-2975.2 LD2975



MERCEDES BENZ



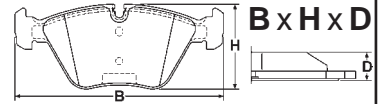
LUC



Abbildungen Scheibenbremsbeläge

Illustrations disc brake pads - Illustrazioni pastiglie freno -

Illustrations plaquettes de frein - Ilustraciones pastillas de freno



Maßstab - scale - scala - échelle - escala 1:2

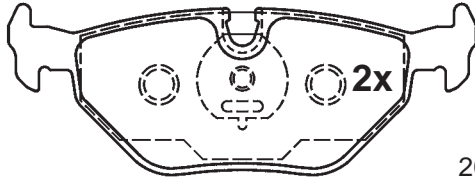
13.0470-3605.2 LD3605



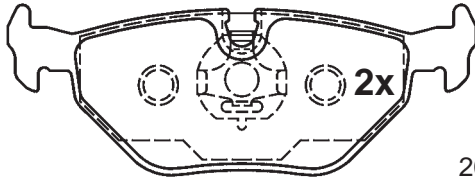
BMW, MG, ROVER, SAAB



ATE



20180 17,3



20181 17,3

123,0 x 44,9 x 17,3

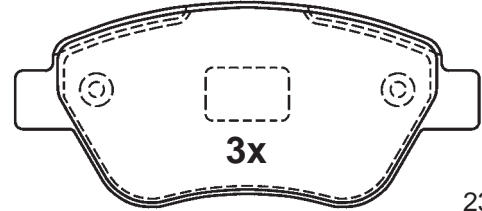
13.0470-3826.2 LD3826



ALFA ROMEO, FIAT

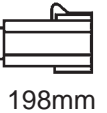


BOS

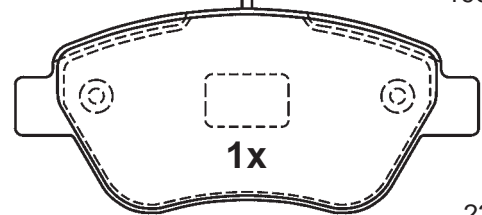


23707 18,0

3x



198mm



23706 18,0

1x

122,8 x 53,3 x 18,0

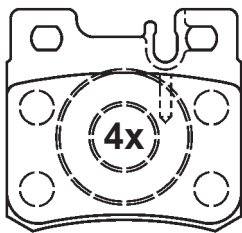
13.0470-3805.2 LD3805



MERCEDES BENZ



ATE



21197 15,0

61,8 x 58,6 x 15,0



2x



4x



4x

22,5

22,5

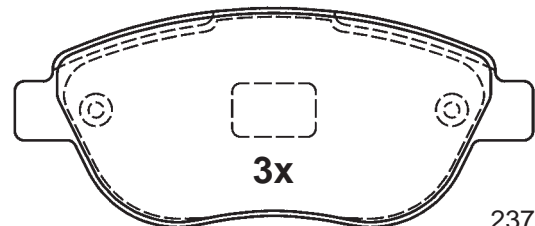
13.0470-3827.2 LD3827



FIAT, LANCIA



BOS



23710 19,6

3x

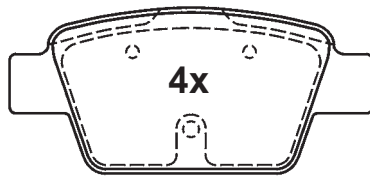
13.0470-3812.2 LD3812



ALFA ROMEO, FIAT, LANCIA

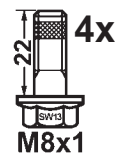


BOS



23714 17,6

94,8 x 42,9 x 17,6



4x

M8x1

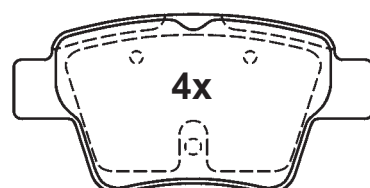
13.0470-3813.2 LD3813



CITROEN, PEUGEOT




BOS



24150 17,6

94,8 x 46,9 x 17,6

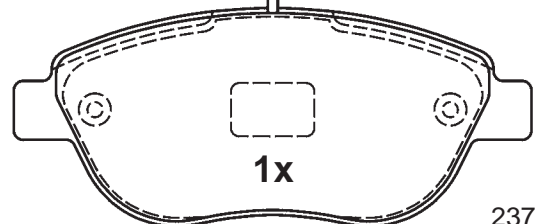


2x

M8x1



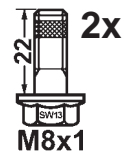
198mm



23709 19,6

1x

136,8 x 57,4 x 19,6



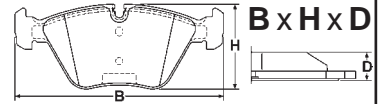
2x

M8x1

Abbildungen Scheibenbremsbeläge

Illustrations disc brake pads - Illustrazioni pastiglie freno -

Illustrations plaquettes de frein - Ilustraciones pastillas de freno



Maßstab - scale - scala - échelle - escala 1:2

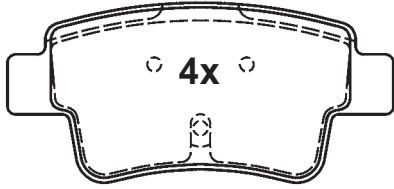
13.0470-3828.2 LD3828



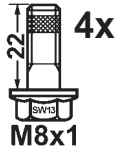
FIAT



BOS



24349 17,5



101,8 x 47,1 x 17,5

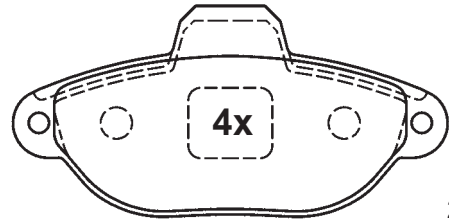
13.0470-3838.2 LD3838



FIAT, FORD



BOS



21436 17,0

114,8 x 55,5 x 17,0

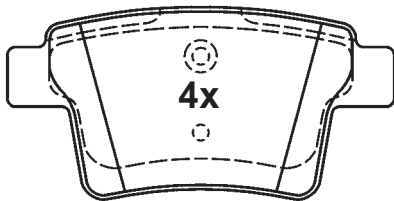
13.0470-3831.2 LD3831



FORD

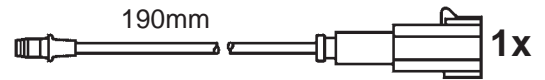
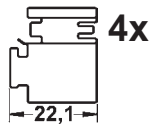
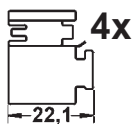
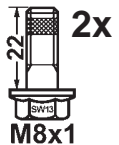


BOS



24260 17,3

101,8 x 50,5 x 17,3



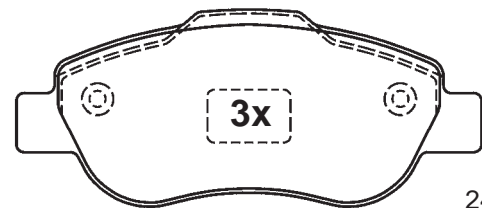
13.0470-3846.2 LD3846



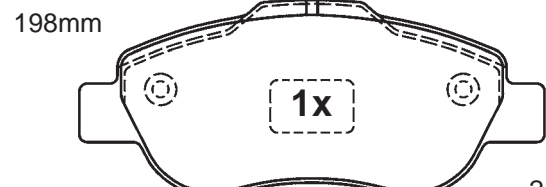
FIAT, FORD



BOS



24072 17,9



24764 17,9

122,8 x 51,7 x 17,9

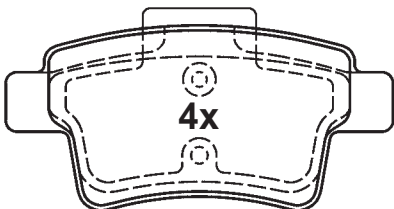
13.0470-3836.2 LD3836



CITROEN

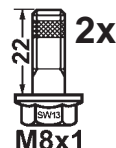


BOS



24540 16,3

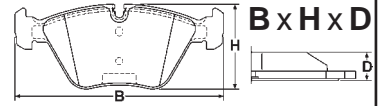
101,8 x 48,3 x 16,3



Abbildungen Scheibenbremsbeläge

Illustrations disc brake pads - Illustrazioni pastiglie freno -

Illustrations plaquettes de frein - Ilustraciones pastillas de freno



Maßstab - scale - scala - échelle - escala 1:2

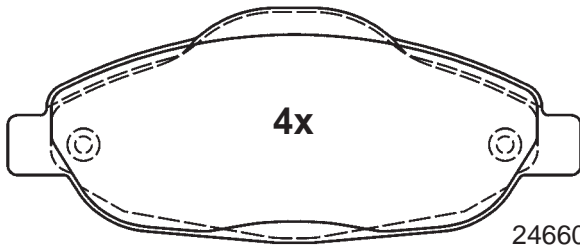
13.0470-3847.2 LD3847



FIAT



BOS




4x

24660 17,8

151,0 x 62,0 x 17,8



2x



4x



4x

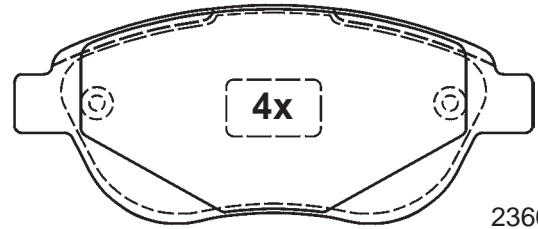
13.0470-3966.2 LD3966



CITROEN, PEUGEOT



BOS



4x

23600 19,4

136,8 x 57,5 x 19,4



2x

M8x22

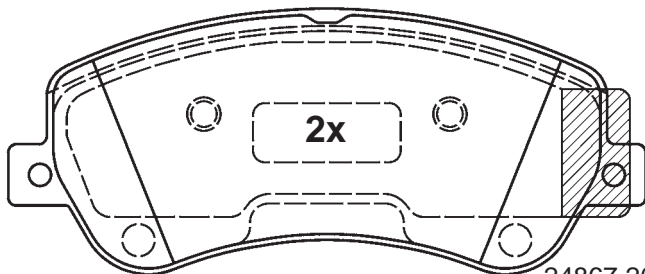
13.0470-3852.2 LD3852



MERCEDES BENZ



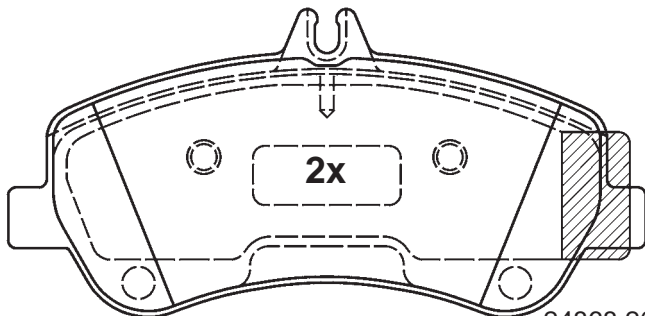
BOS



2x

24867 20,7

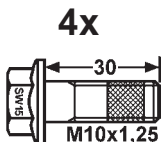
165,1 x 68,3 x 20,7



2x

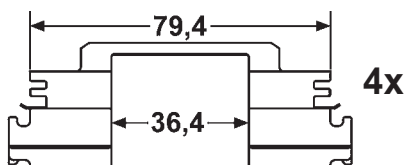
24868 20,7

165,1 x 79,5 x 20,7



4x

M10x1,25



4x

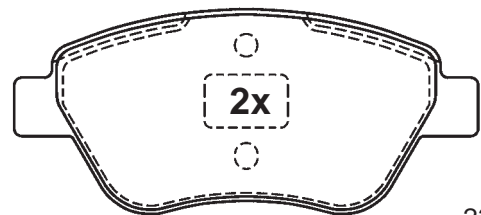
13.0470-3982.2 LD3982



FIAT

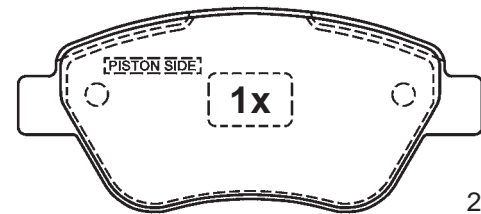


BOS



2x

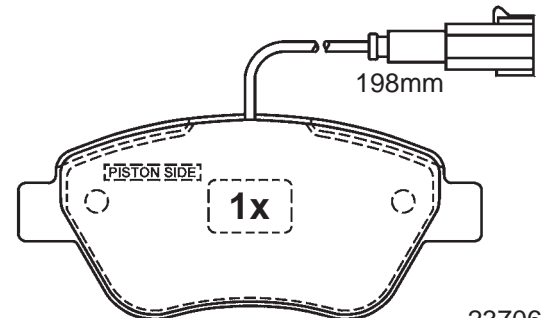
23705 18,1



[PISTON SIDE]

1x

23707 18,1




198mm

[PISTON SIDE]

1x

23706 18,1



2x

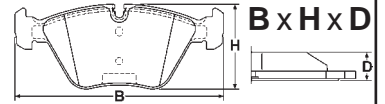
M8x1

122,8 x 53,3 x 18,1

Abbildungen Scheibenbremsbeläge

Illustrations disc brake pads - Illustrazioni pastiglie freno -

Illustrations plaquettes de frein - Ilustraciones pastillas de freno



Maßstab - scale - scala - échelle - escala 1:2

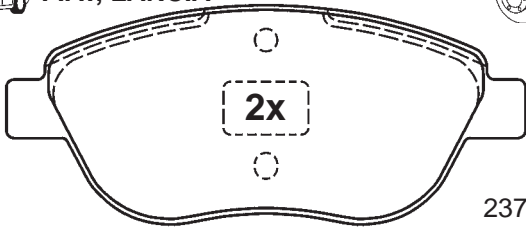
13.0470-3983.2 LD3983



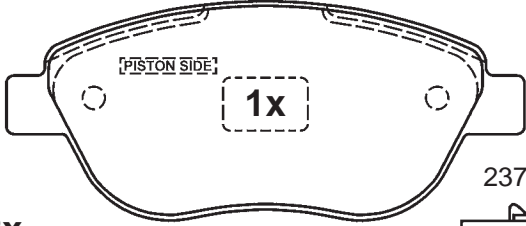
FIAT, LANCIA



BOS



23708 19,4

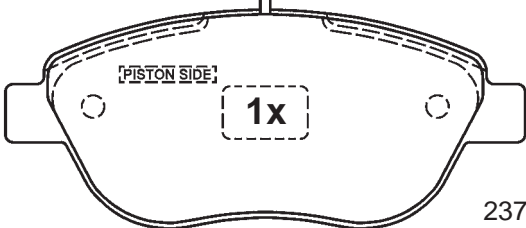


23710 19,4



2x
M8x1

200mm



23709 19,4

136,8 x 57,4 x 19,4

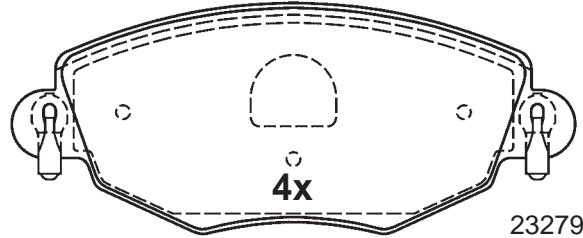
13.0470-3987.2 LD3987



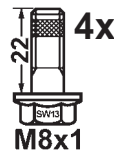
FORD, JAGUAR



BOS



23279 18,4



4x
M8x1

148,8 x 60,5 x 18,4

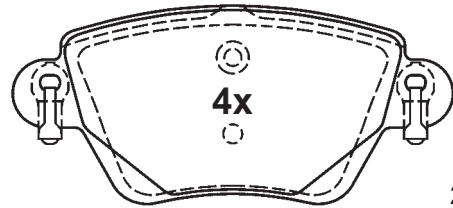
13.0470-3988.2 LD3988



FORD, JAGUAR, RENAULT



BOS



23557 17,2

115,7 x 52 x 17,2



4x
M8x22

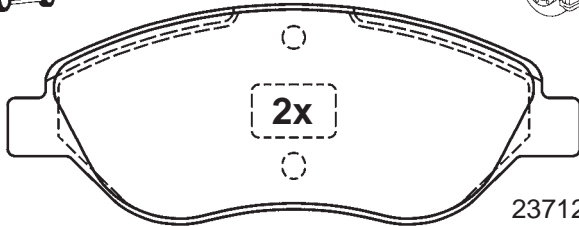
13.0470-3984.2 LD3984



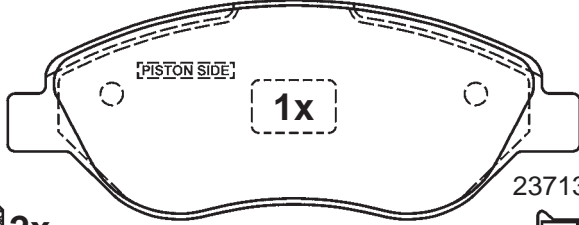
ALFA ROMEO, FIAT, LANCIA



BOS



23712 19,4

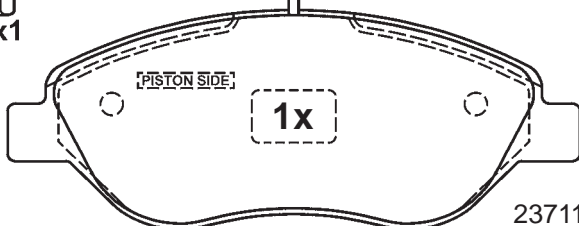


23713 19,4



2x
M8x1

198mm



23711 19,4

150,8 x 57,4 x 19,4

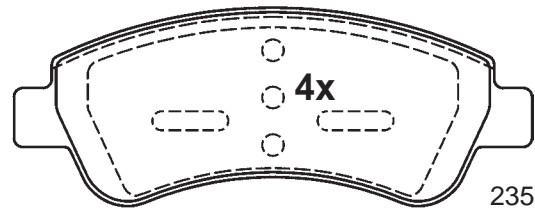
13.0470-3994.2 LD3994



CITROEN, PEUGEOT




BOS



23599 19,0

136,8 x 52,0 x 19,0

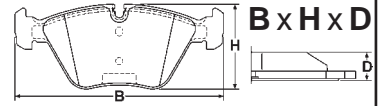


2x
M8x1

Abbildungen Scheibenbremsbeläge

Illustrations disc brake pads - Illustrazioni pastiglie freno -

Illustrations plaquettes de frein - Ilustraciones pastillas de freno



Maßstab - scale - scala - échelle - escala 1:2

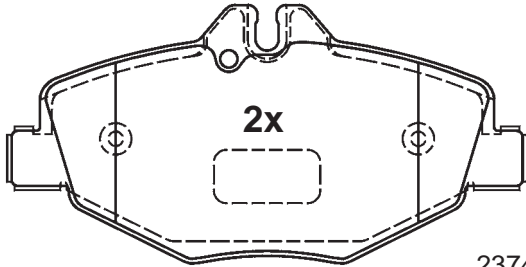
13.0470-3999.2 LD3999



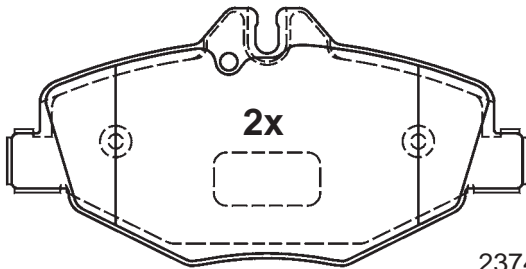
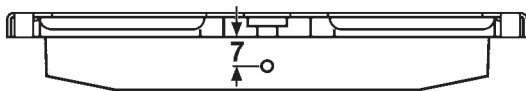
MERCEDES BENZ



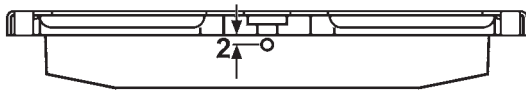
BOS



23743 20,1



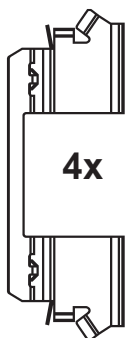
23744 20,1



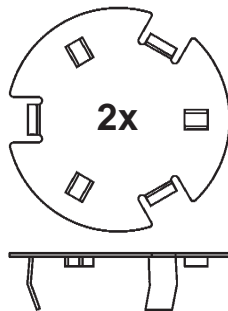
137,0 x 67,8 x 20,1



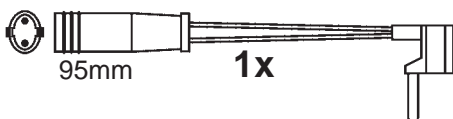
M8x22



4x

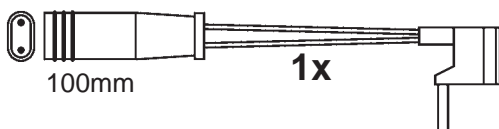


2x



95mm

1x



100mm

1x

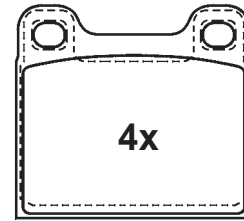
13.0470-4044.2 LD4044



VOLVO



ATE



4x

20755 15,1

61,8 x 56,5 x 15,1


13.0470-4047.2 LD4047



CHRYSLER, MERCEDES BENZ



ATE



4x

21305 16,1

61,8 x 69,5 x 16,1

13.0470-4064.2 LD4064



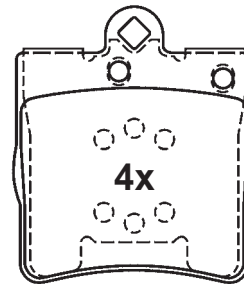
CHRYSLER, MERCEDES BENZ



ATE



4x



4x

21919 15,3

63,8 x 72,8 x 15,3

13.0470-4065.2 LD4065



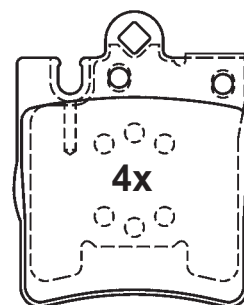
MERCEDES BENZ



ATE



4x



4x

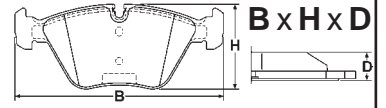
21899 15,3

63,7 x 78,0 x 15,3

Abbildungen Scheibenbremsbeläge

Illustrations disc brake pads - Illustrazioni pastiglie freno -

Illustrations plaquettes de frein - Ilustraciones pastillas de freno



Maßstab - scale - scala - échelle - escala 1:2

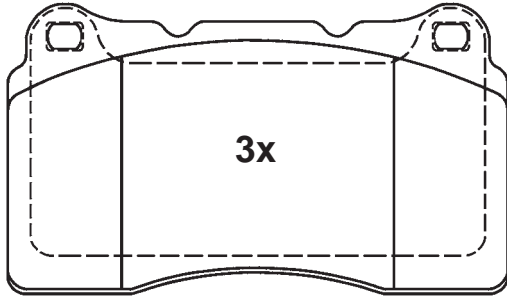
13.0470-4803.2 LD4803



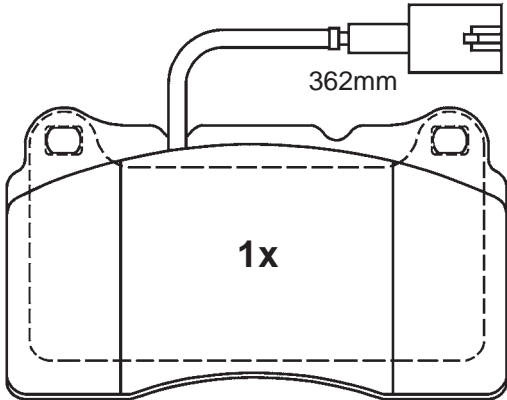
ALFA ROMEO



BRE

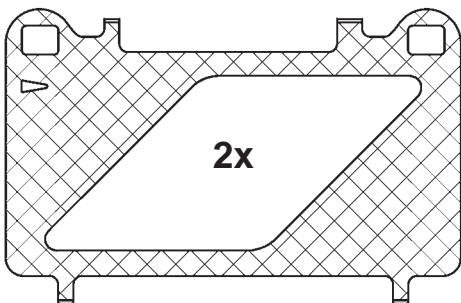
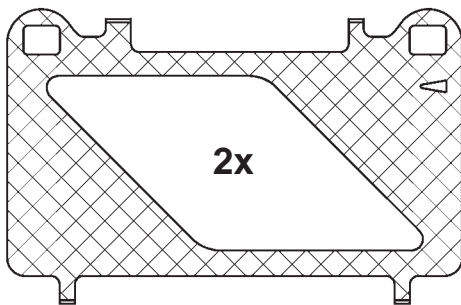


23092 15,6



23111 15,6

131,8 x 77,2 x 15,6



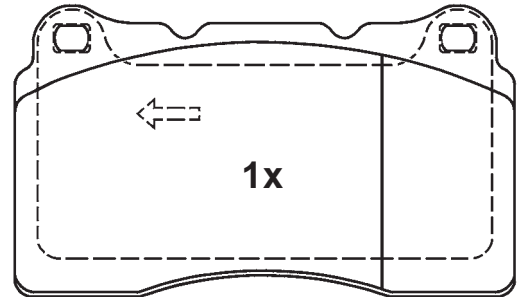
13.0470-4851.2 LD4851



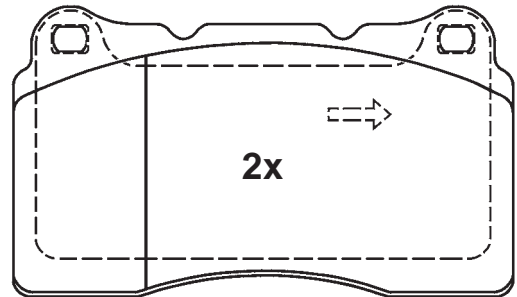
BMW



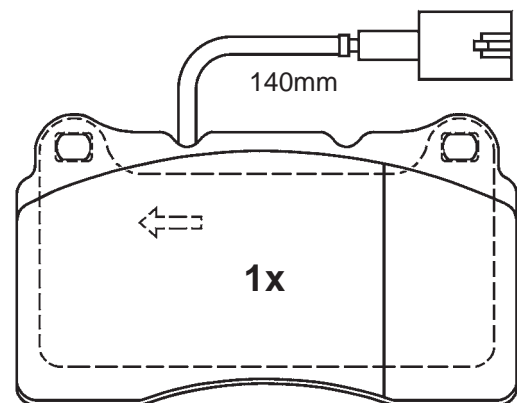
BRE



23092 16,0



23092 16,0



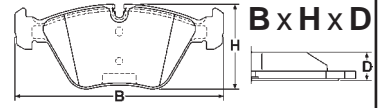
23111 16,0

131,8 x 77,2 x 16,0

Abbildungen Scheibenbremsbeläge

Illustrations disc brake pads - Illustrazioni pastiglie freno -

Illustrations plaquettes de frein - Ilustraciones pastillas de freno



Maßstab - scale - scala - échelle - escala 1:2

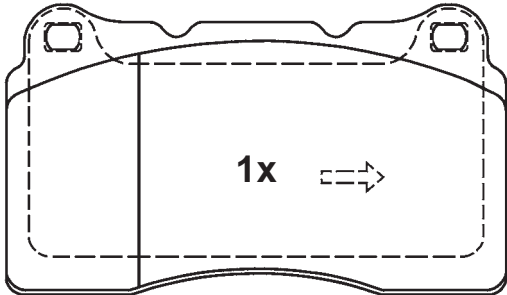
13.0470-4971.2 LD4971



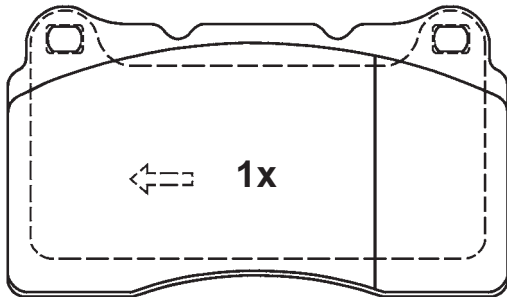
ALFA ROMEO, LANCIA



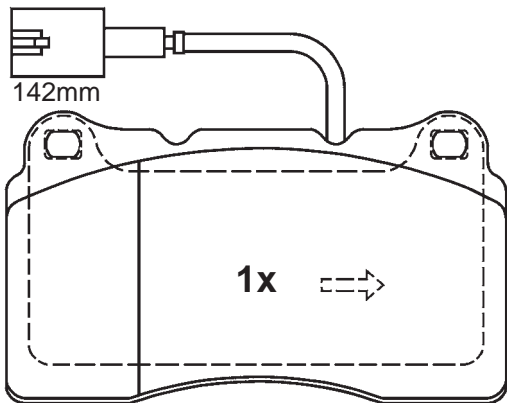
BRE



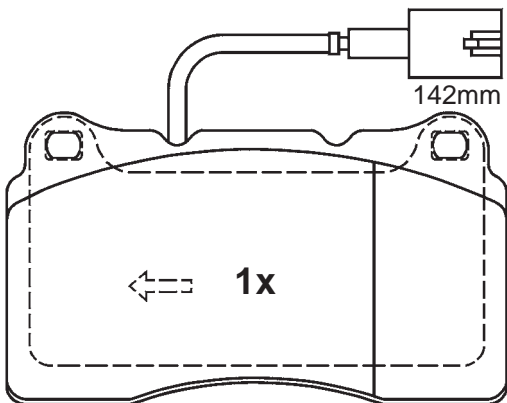
23092 16,0



16,0
(23092)



23110 16,0



23111 16,0

131,8 x 77,2 x 16,0

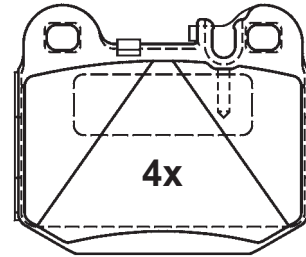
13.0470-4977.2 LD4977



MERCEDES BENZ

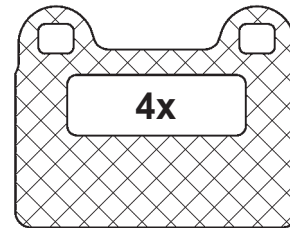


BRE



23157 15,8

76,5 x 65,5 x 15,8



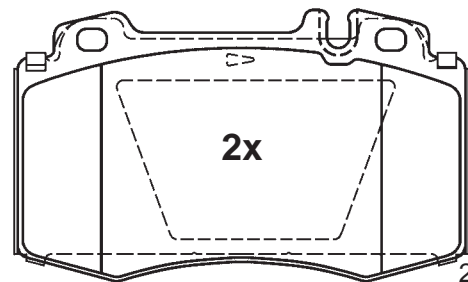
13.0470-4984.2 LD4984



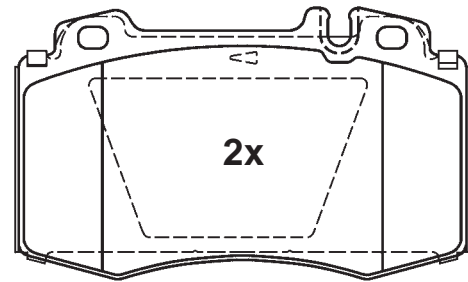
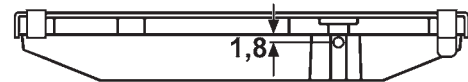
MERCEDES BENZ



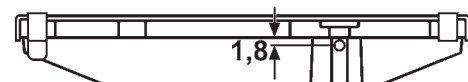
BRE



23271 17,4



(23271)
17,4

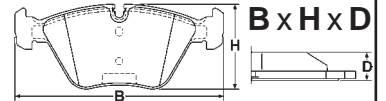


119,5 x 71,7 x 17,4

Abbildungen Scheibenbremsbeläge

Illustrations disc brake pads - Illustrazioni pastiglie freno -

Illustrations plaquettes de frein - Ilustraciones pastillas de freno



Maßstab - scale - scala - échelle - escala 1:2

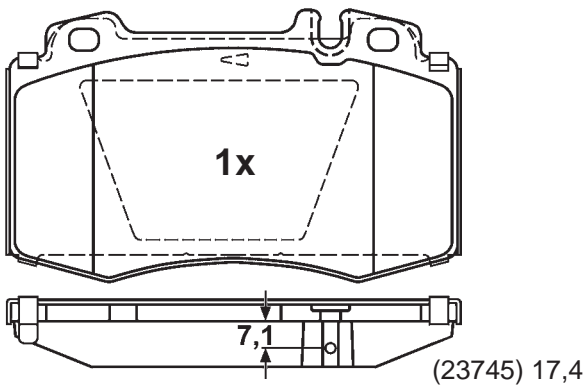
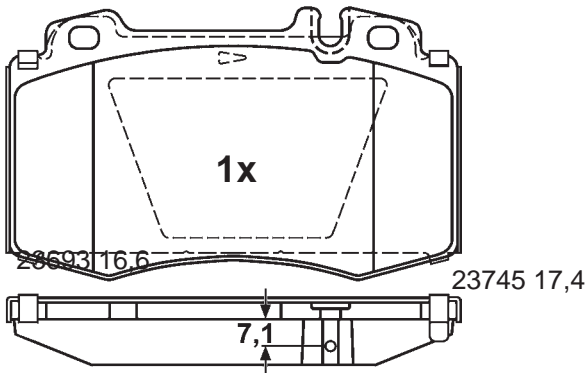
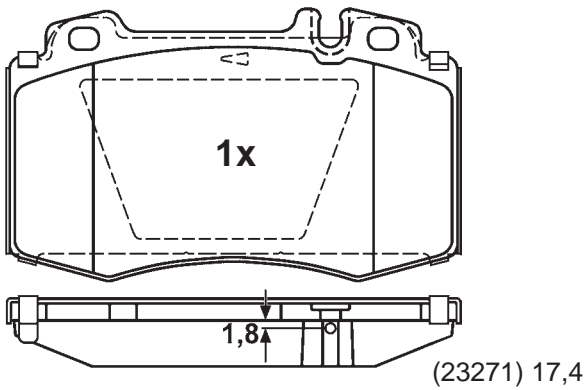
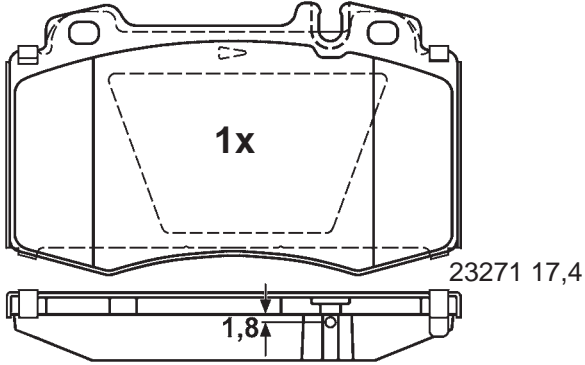
13.0470-4990.2 LD4990



MERCEDES BENZ



BRE



119,5 x 71,7 x 17,4

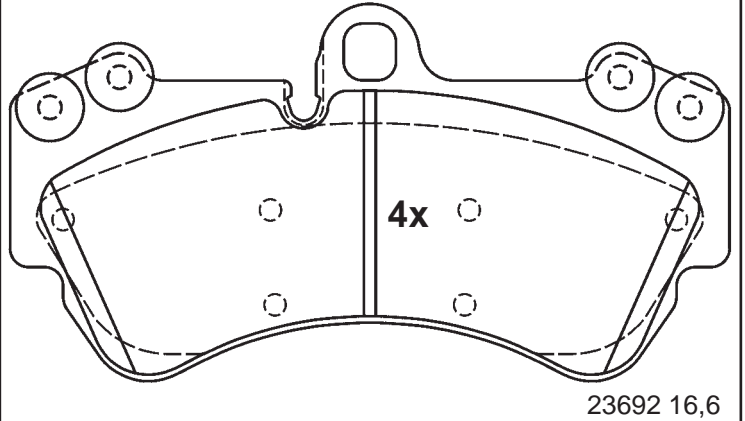
13.0470-4992.2 LD4992



PORSCHE, VOLKSWAGEN



BRE



190 x 99,4 x 16,6

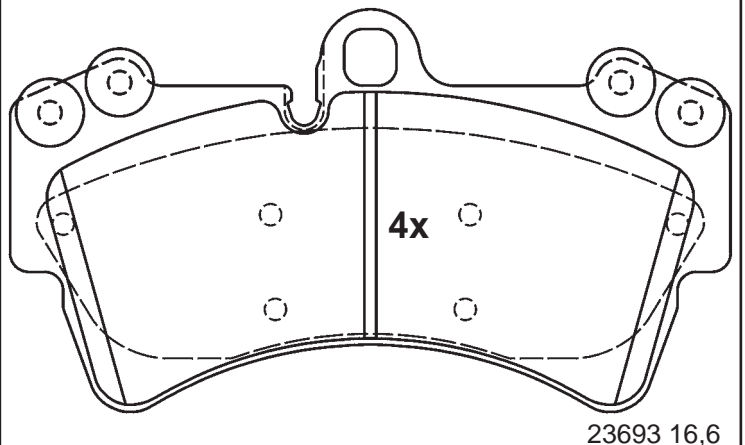
13.0470-4993.2 LD4993



AUDI, PORSCHE, VOLKSWAGEN



BRE

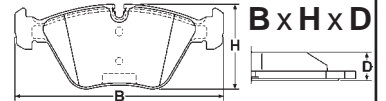


190,0 x 106,4 x 16,6

Abbildungen Scheibenbremsbeläge

Illustrations disc brake pads - Illustrazioni pastiglie freno -

Illustrations plaquettes de frein - Ilustraciones pastillas de freno



Maßstab - scale - scala - échelle - escala 1:2

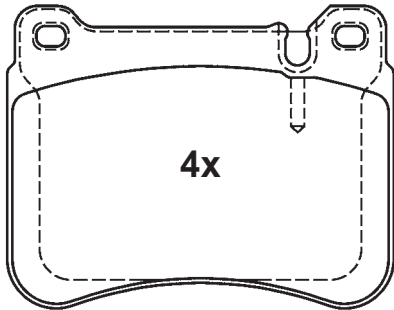
13.0470-4994.2 LD4994



MERCEDES BENZ



BRE



4x

23945 16,5

101,7 x 79,3 x 16,5

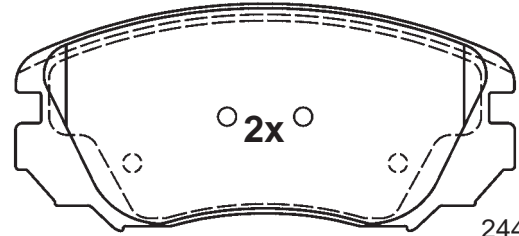
13.0470-5611.2 LD5611



OPEL, SAAB, VAUXHALL

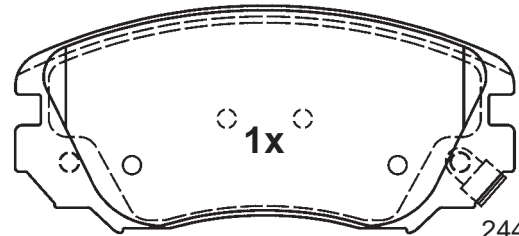


MAN



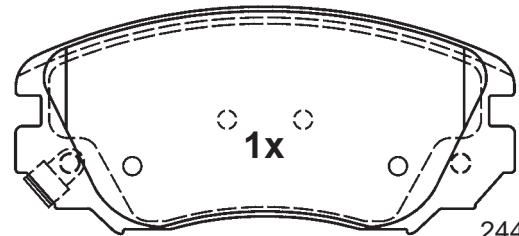
2x

24415 19,1



1x

24416 19,1



1x

24417 19,1

131,4 x 59,7 x 19,1

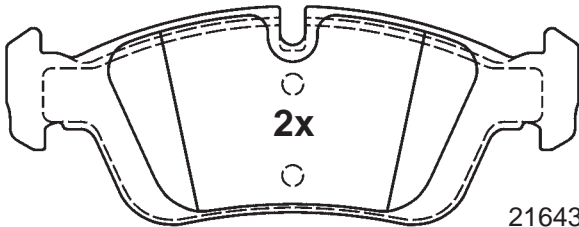
13.0470-5405.2 LD5405



BMW



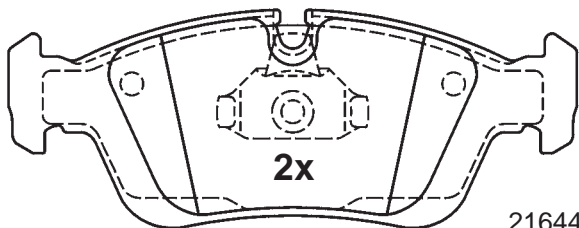
ATE



2x

21643 17,8

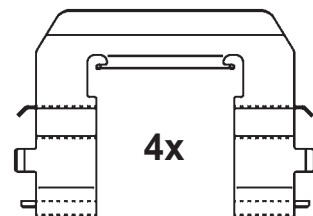
151,3 x 57,3 x 17,8



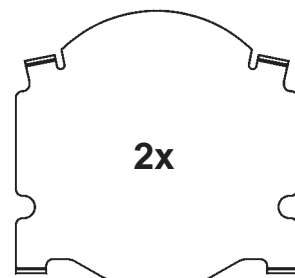
2x

21644 17,8

150,1 x 57,3 x 17,8



4x

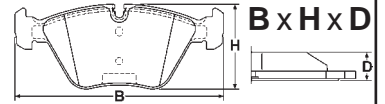


2x

Abbildungen Scheibenbremsbeläge

Illustrations disc brake pads - Illustrazioni pastiglie freno -

Illustrations plaquettes de frein - Ilustraciones pastillas de freno



Maßstab - scale - scala - échelle - escala 1:2

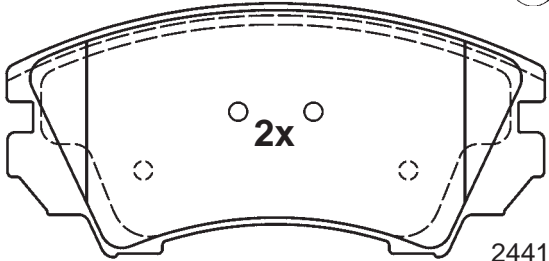
13.0470-5612.2 LD5612



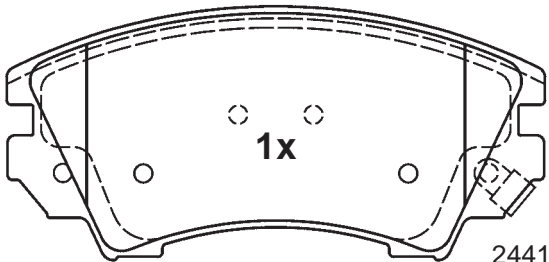
OPEL, SAAB, VAUXHALL



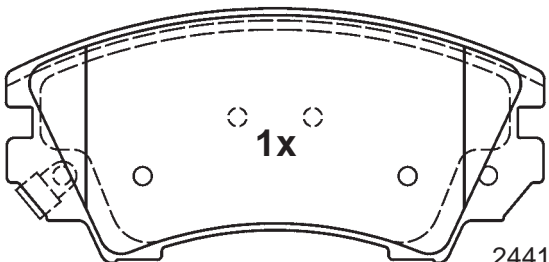
MAN



24412 19,0

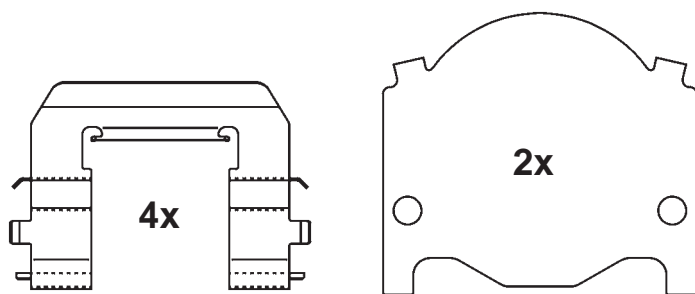


24413 19,0



24414 19,0

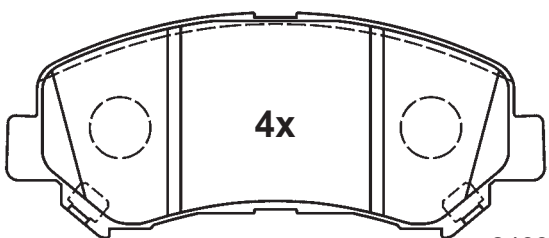
141,9 x 66,7 x 19,0



13.0470-5752.2 LD5752



NISSAN



24632 17,0

142,0 x 59,0 x 17,0

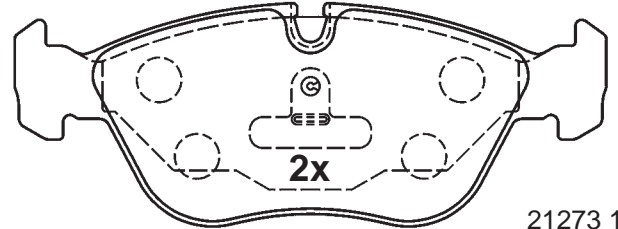
13.0470-7053.2 LD7053



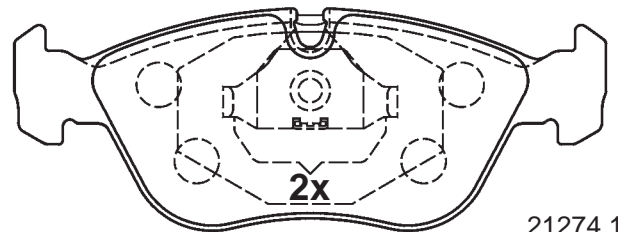
VOLVO



ATE



21273 19,5



21274 19,5

156,3 x 58,5 x 19,5

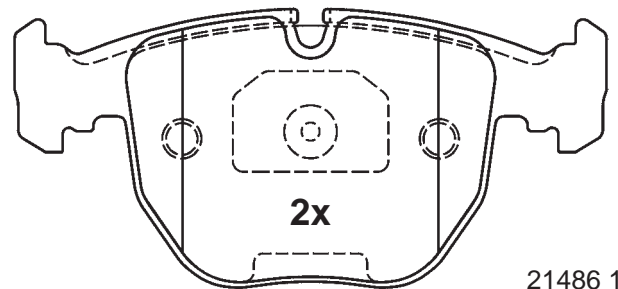
13.0470-7078.2 LD7078



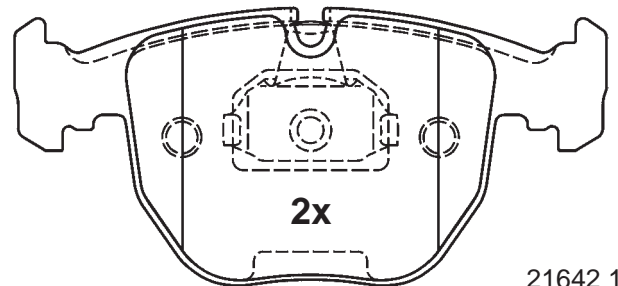
BMW



ATE



21486 19,3



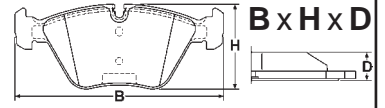
21642 19,3

156,3 x 73,2 x 19,3

Abbildungen Scheibenbremsbeläge

Illustrations disc brake pads - Illustrazioni pastiglie freno -

Illustrations plaquettes de frein - Ilustraciones pastillas de freno



Maßstab - scale - scala - échelle - escala 1:2

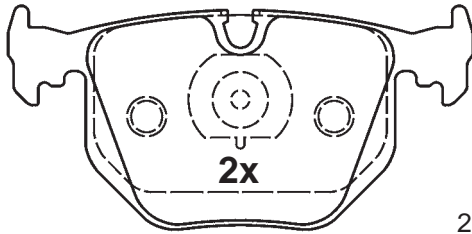
13.0470-7079.2 LD7079



BMW, LAND ROVER

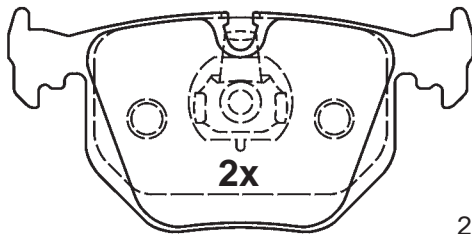


ATE



2x

21282 17,3



2x

21487 17,3

123,0 x 59,2 x 17,3

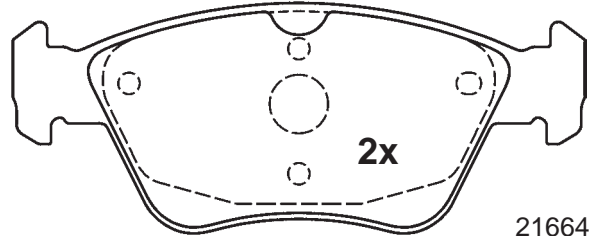
13.0470-7086.2 LD7086



MERCEDES BENZ



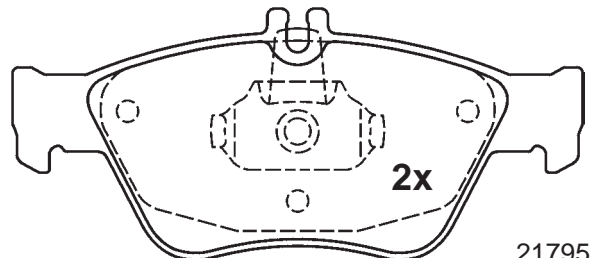
ATE



2x

21664 19,8

151,3 x 59,8 x 19,8



2x

21795 19,8

150,1 x 66,2 x 19,8

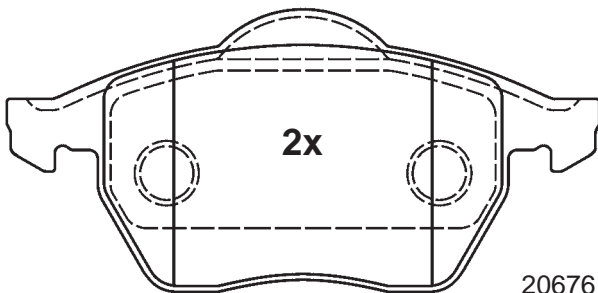
13.0470-7081.2 LD7081



AUDI, SEAT, SKODA,
VOLKSWAGEN



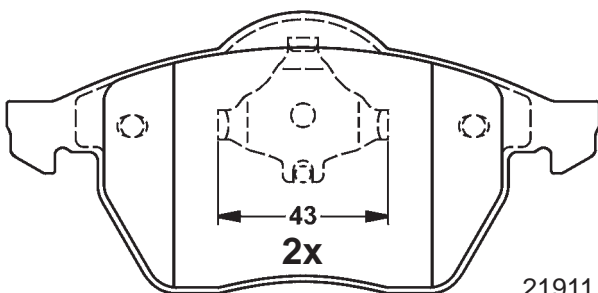
ATE



2x

20676 19,8

156,3 x 74,0 x 19,8



43
2x

21911 20,3

156,3 x 74,0 x 20,3

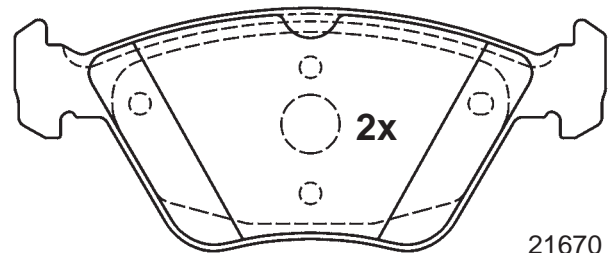
13.0470-7087.2 LD7087



CHRYSLER, MERCEDES BENZ



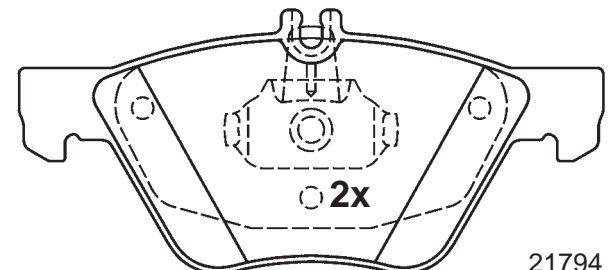
ATE



2x

21670 19,4

156,3 x 63,5 x 19,4



2x

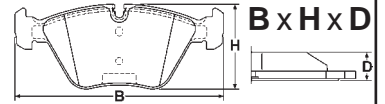
21794 19,4

155,1 x 69,3 x 19,4

Abbildungen Scheibenbremsbeläge

Illustrations disc brake pads - Illustrazioni pastiglie freno -

Illustrations plaquettes de frein - Ilustraciones pastillas de freno



Maßstab - scale - scala - échelle - escala 1:2

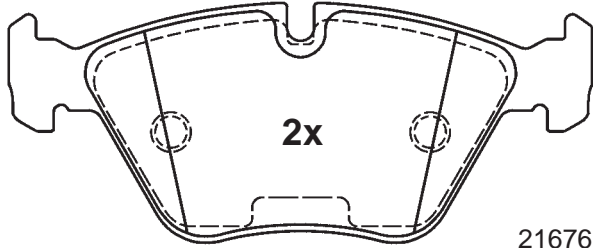
13.0470-7089.2 LD7089



BMW



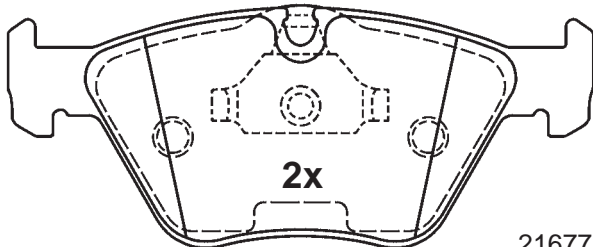
ATE



2x

21676 20,3

154,6 x 63,5 x 20,3



2x

21677 20,3

155,1 x 63,5 x 20,3

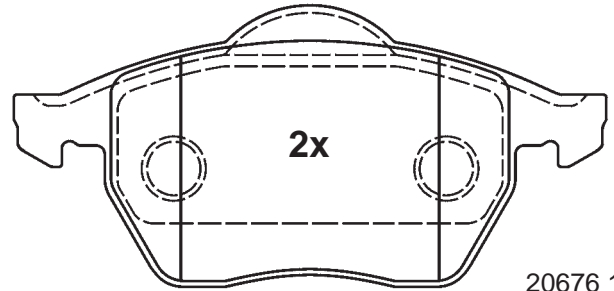
13.0470-7110.2 LD7110



AUDI, SEAT,
SKODA, VOLKSWAGEN



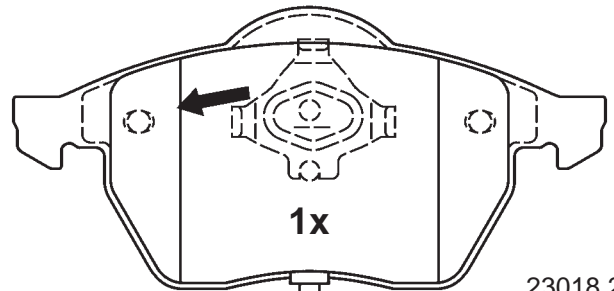
ATE



2x

20676 19,8

156,3 x 74,0 x 19,8



1x

23018 20,3

200mm

156,3 x 74,0 x 20,3

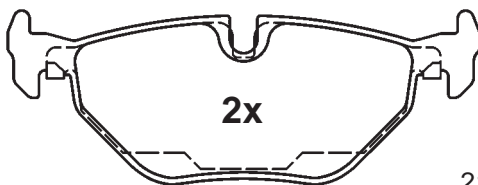
13.0470-7090.2 LD7090



BMW

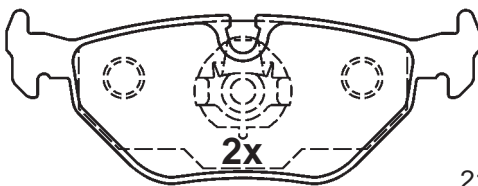


ATE



2x

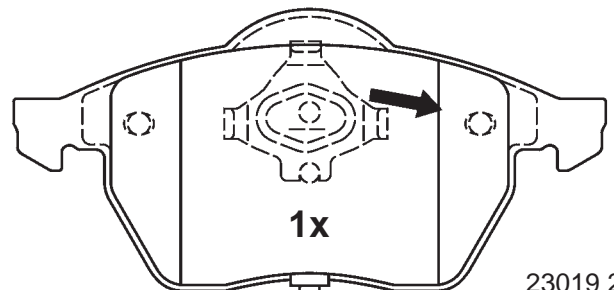
21891 17,3



2x

21691 17,3

123,0 x 44,9 x 17,3



1x

23019 20,3

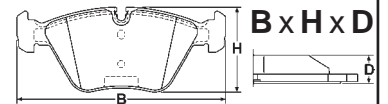
200mm

156,3 x 74,0 x 20,3

Abbildungen Scheibenbremsbeläge

Illustrations disc brake pads - Illustrazioni pastiglie freno -

Illustrations plaquettes de frein - Ilustraciones pastillas de freno



Maßstab - scale - scala - échelle - escala 1:2

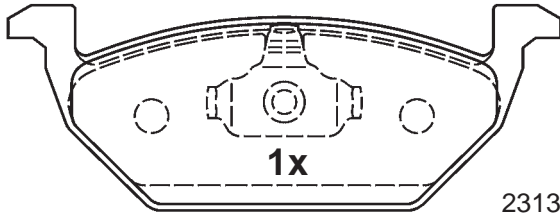
13.0470-7111.2 LD7111



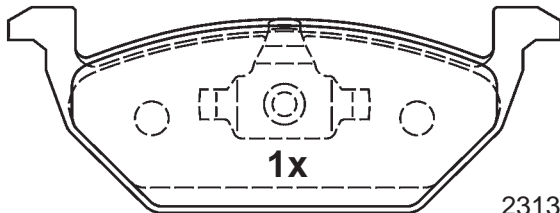
AUDI, SEAT, SKODA,
VOLKSWAGEN



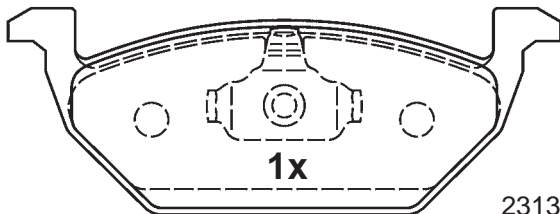
VW



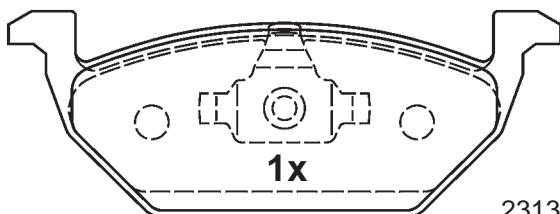
23130 19,6



23131 19,6



23130 19,6



23131 19,6

146,0 x 54,7 x 19,6

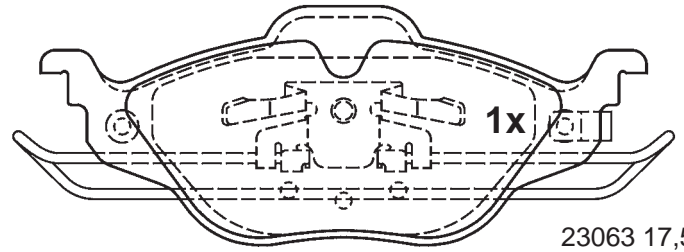
13.0470-7115.2 LD7115



OPEL, VAUXHALL

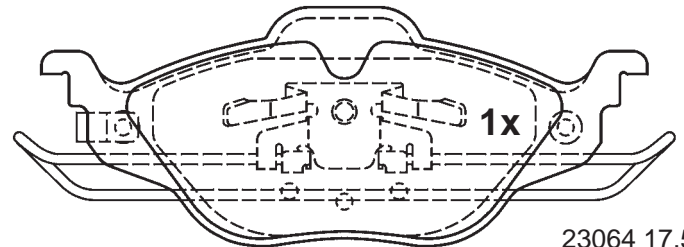


ATE



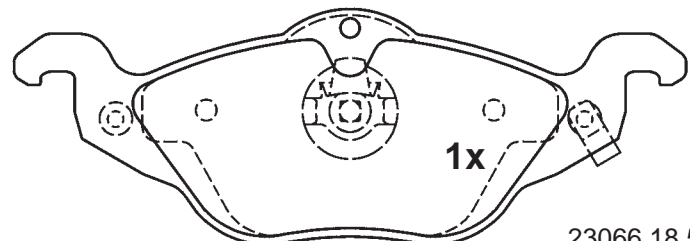
23063 17,5

160,0 x 63,0 x 17,5



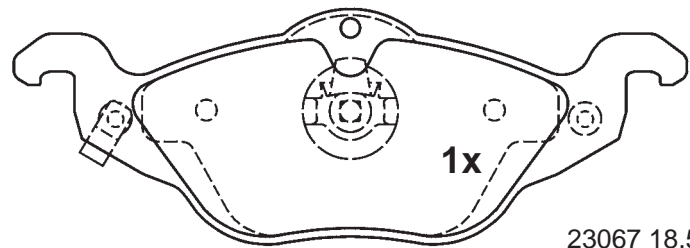
23064 17,5

160,0 x 63,0 x 17,5



23066 18,5

177,6 x 62,0 x 18,5



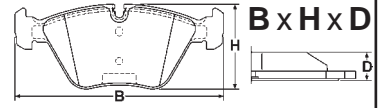
23067 18,5

177,6 x 62,0 x 18,5

Abbildungen Scheibenbremsbeläge

Illustrations disc brake pads - Illustrazioni pastiglie freno -

Illustrations plaquettes de frein - Ilustraciones pastillas de freno



Maßstab - scale - scala - échelle - escala 1:2

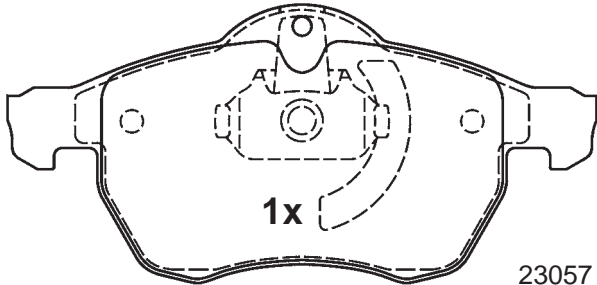
13.0470-7116.2 LD7116



OPEL, VAUXHALL



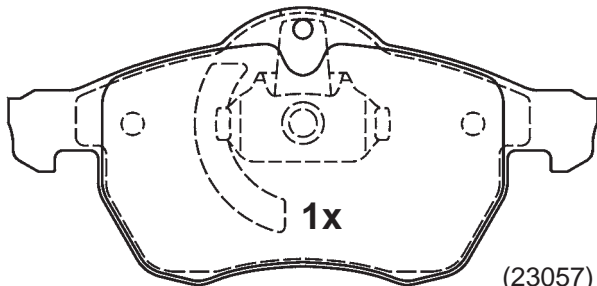
ATE



1x

23057 20,2

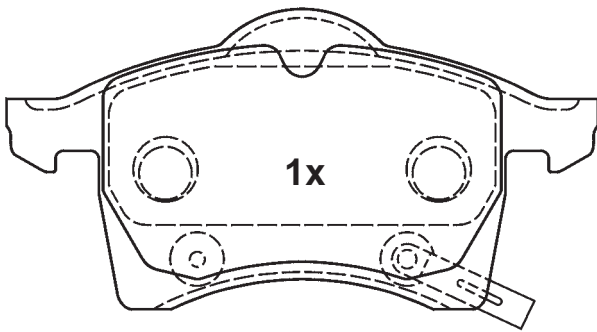
155,1 x 71,4 x 20,2



1x

(23057) 20,2

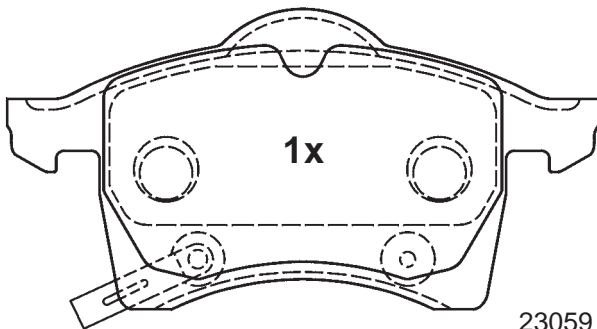
155,1 x 71,4 x 20,2



1x

23058 19,6

156,3 x 78,5 x 19,6



1x

23059 19,6

156,3 x 78,5 x 19,6

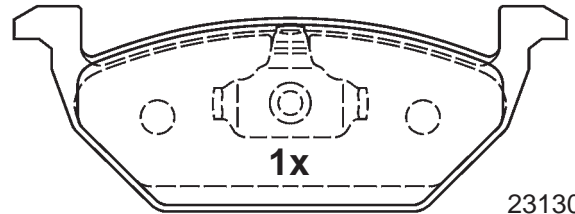
13.0470-7117.2 LD7117



AUDI, SEAT, SKODA,
VOLKSWAGEN

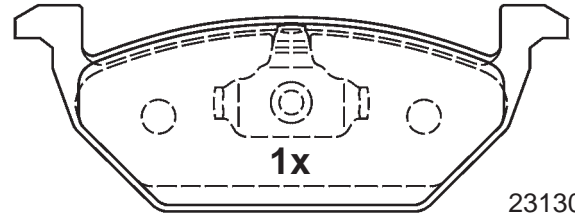


VW



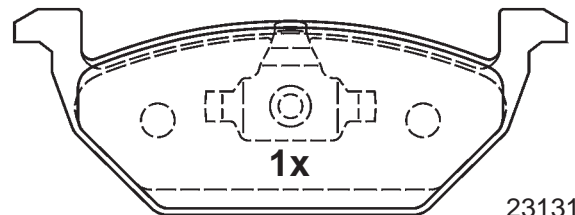
1x

23130 19,6



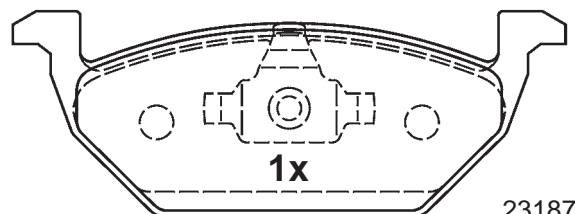
1x

23130 19,6



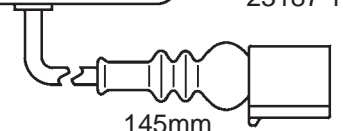
1x

23131 19,6



1x

23187 19,6



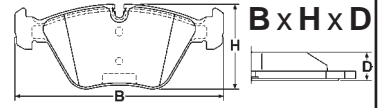
145mm

146,0 x 54,7 x 19,6

Abbildungen Scheibenbremsbeläge

Illustrations disc brake pads - Illustrazioni pastiglie freno -

Illustrations plaquettes de frein - Ilustraciones pastillas de freno



Maßstab - scale - scala - échelle - escala 1:2

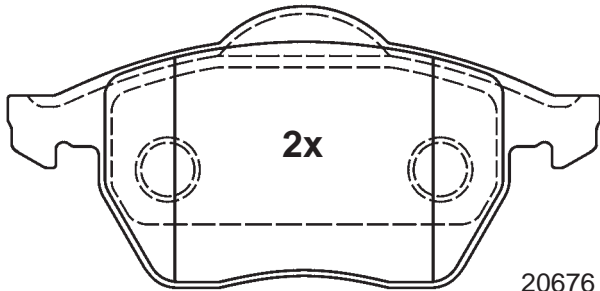
13.0470-7122.2 LD7122



AUDI, SEAT, SKODA,
VOLKSWAGEN



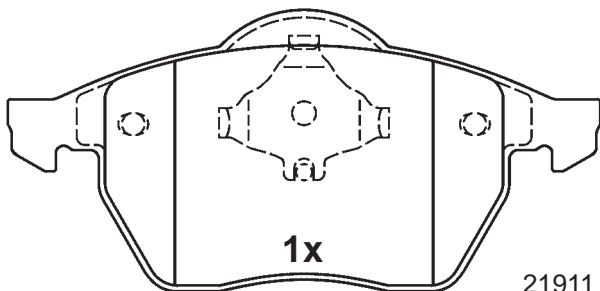
ATE



2x

20676 19,8

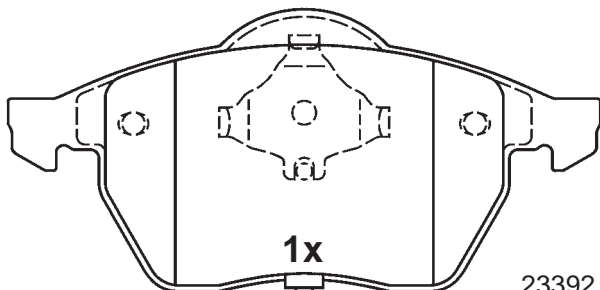
156,3 x 74,0 x 19,8



1x

21911 20,3

156,3 x 74,0 x 20,3



1x

23392 20,3

145mm

156,3 x 74,0 x 20,3

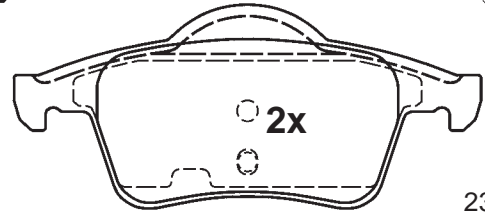
13.0470-7135.2 LD7135



VOLVO



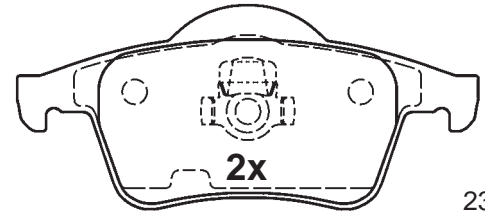
ATE



2x

23075 17,5

123,6 x 53,7 x 17,5



2x

23076 17,5

122,4 x 53,7 x 17,5

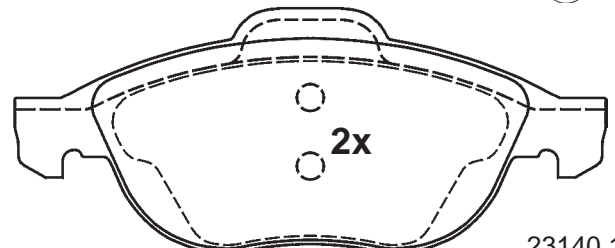
13.0470-7139.2 LD7139



ALFA ROMEO, LANCIA



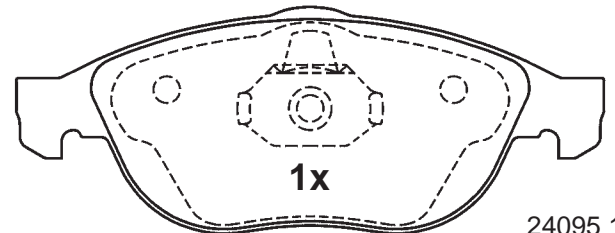
ATE



2x

23140 19,4

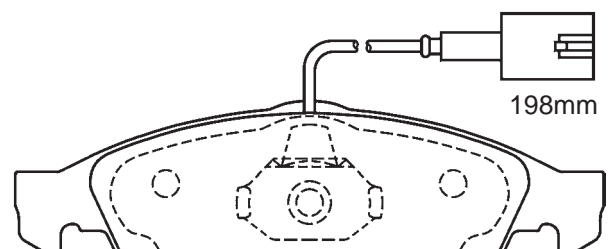
156,3 x 63,8 x 19,4



1x

24095 19,4

155,1 x 59,3 x 19,4



1x

23141 19,4

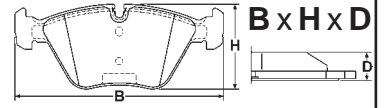
155,1 x 59,3 x 19,4

198mm

Abbildungen Scheibenbremsbeläge

Illustrations disc brake pads - Illustrazioni pastiglie freno -

Illustrations plaquettes de frein - Ilustraciones pastillas de freno



Maßstab - scale - scala - échelle - escala 1:2

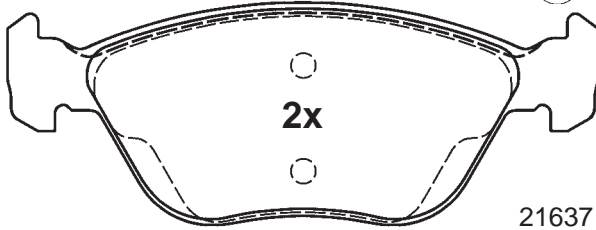
13.0470-7140.2 LD7140



ALFA ROMEO, FIAT, LANCIA



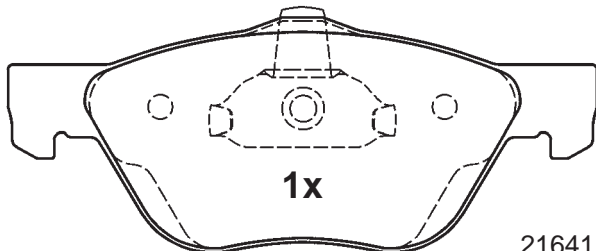
ATE



2x

21637 19,3

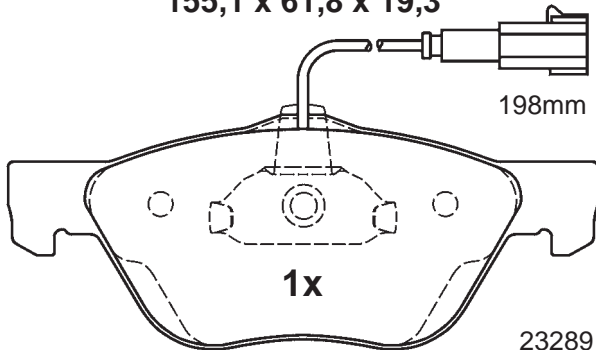
156,3 x 59,1 x 19,3



1x

21641 19,3

155,1 x 61,8 x 19,3



1x

198mm

23289 19,3

155,1 x 61,8 x 19,3

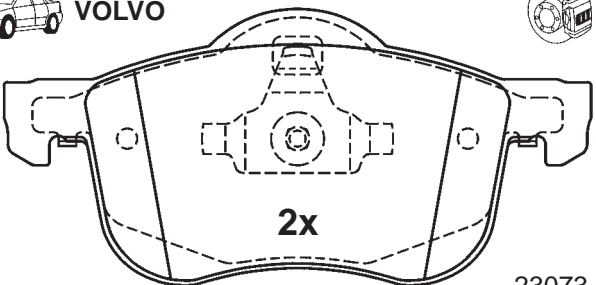
13.0470-7145.2 LD7145



VOLVO



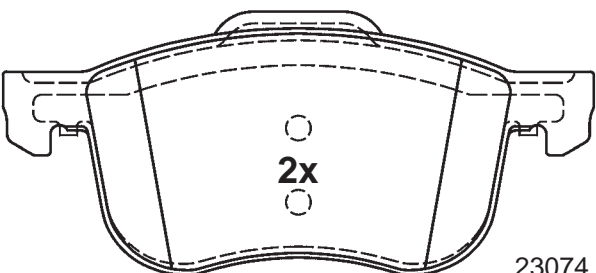
ATE



2x

23073 18,8

155,1 x 72,5 x 18,8



2x

23074 18,8

156,3 x 69,1 x 18,8

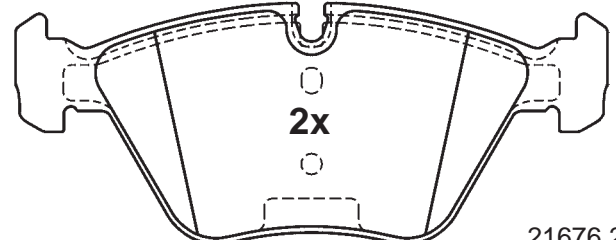
13.0470-7155.2 LD7155



BMW, MG, ROVER



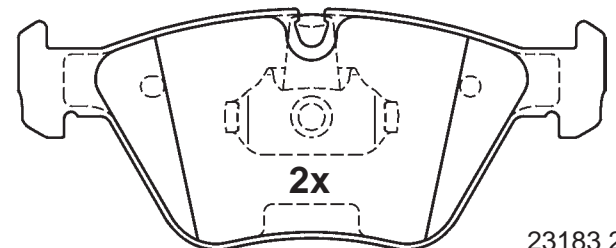
ATE



2x

21676 20,3

156,3 x 63,5 x 20,3



2x

23183 20,3

155,1 x 63,5 x 20,3

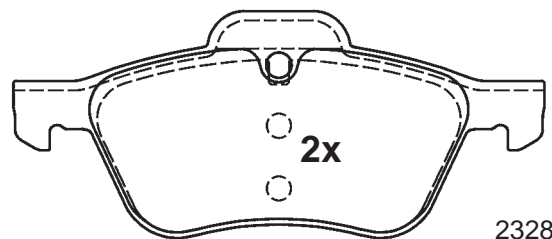
13.0470-7161.2 LD7161



MINI



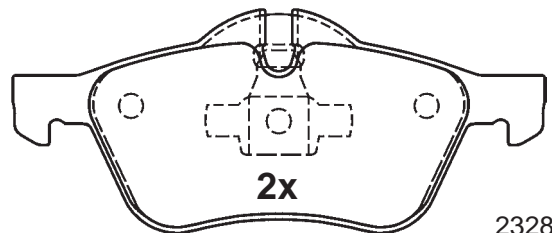
ATE



2x

23281 18,3

140,1 x 59,8 x 18,3



2x

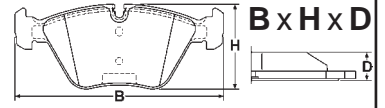
23282 18,3

140,1 x 58,7 x 18,3

Abbildungen Scheibenbremsbeläge

Illustrations disc brake pads - Illustrazioni pastiglie freno -

Illustrations plaquettes de frein - Ilustraciones pastillas de freno



Maßstab - scale - scala - échelle - escala 1:2

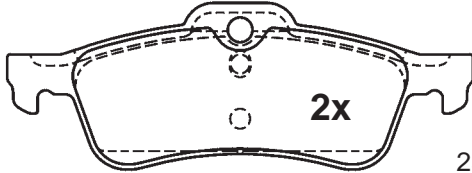
13.0470-7162.2 LD7162



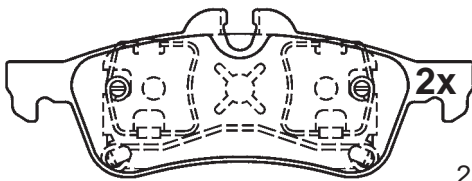
MINI



ATE



23716 15,8



23717 15,8

123,0 x 43,8 x 15,8

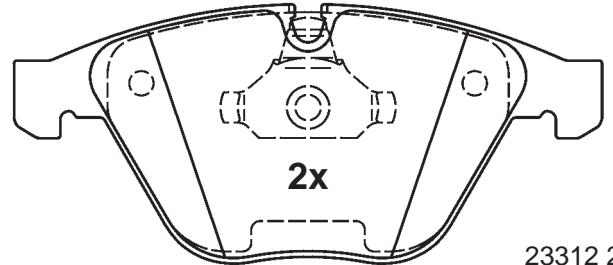
13.0470-7167.2 LD7167



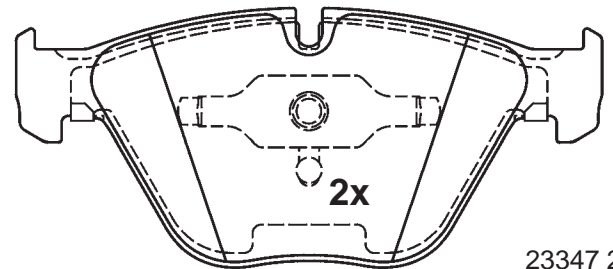
BMW



ATE



23312 20,3



23347 20,3

155,1 x 68,3 x 20,3

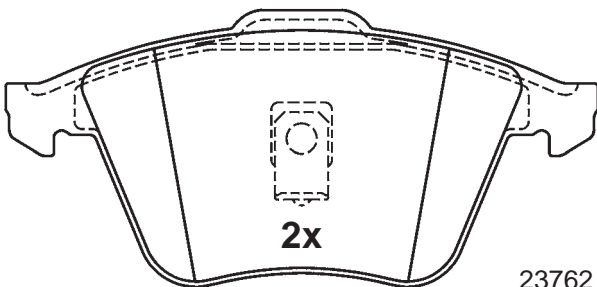
13.0470-7166.2 LD7166



AUDI

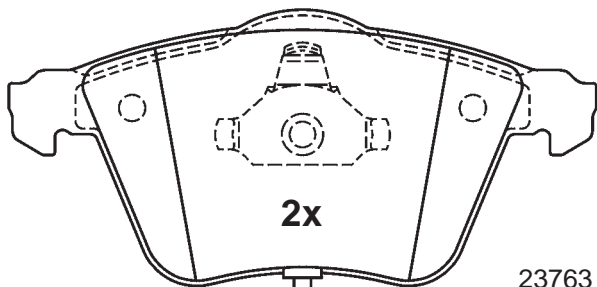


ATE



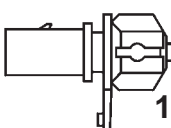
23762 20,4

156,3 x 72,9 x 20,4



23763 20,4

200mm



155,1 x 72,9 x 20,4

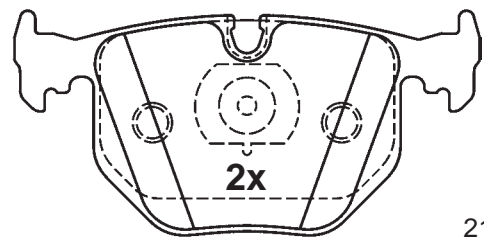
13.0470-7168.2 LD7168



BMW

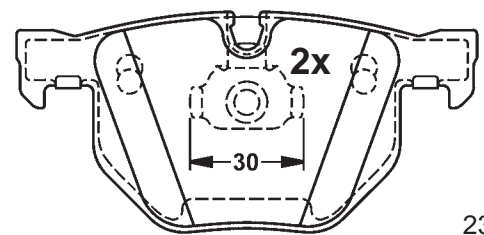


ATE



21282 17,3

123,0 x 59,2 x 17,3



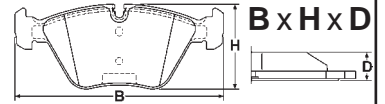
23447 17,3

121,8 x 57,8 x 17,3

Abbildungen Scheibenbremsbeläge

Illustrations disc brake pads - Illustrazioni pastiglie freno -

Illustrations plaquettes de frein - Ilustraciones pastillas de freno



Maßstab - scale - scala - échelle - escala 1:2

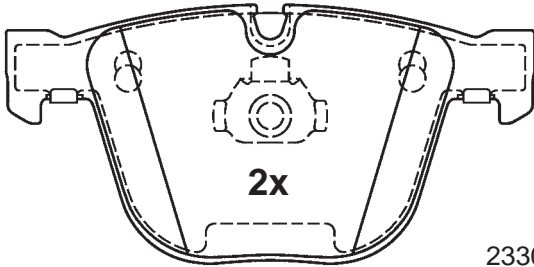
13.0470-7169.2 LD7169



BMW

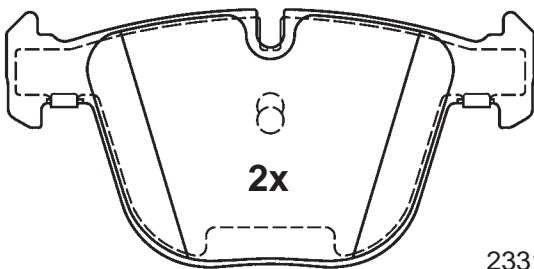


ATE



2x

23309 17,3



2x

23310 17,3

139,5 x 67,8 x 17,3

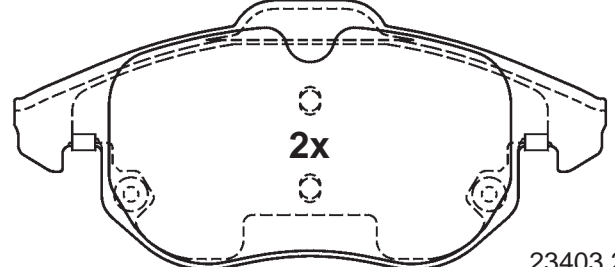
13.0470-7172.2 LD7172



FIAT, OPEL, SAAB, VAUXHALL



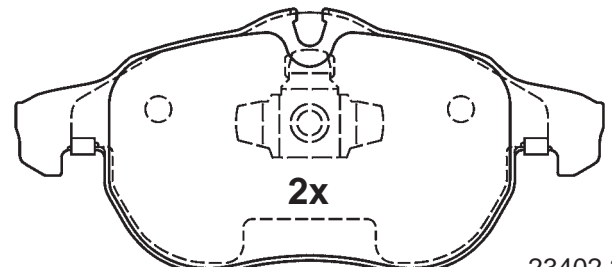
ATE



2x

23403 20,1

156,3 x 70,7 x 20,1



2x

23402 20,1

155,1 x 69,6 x 20,1

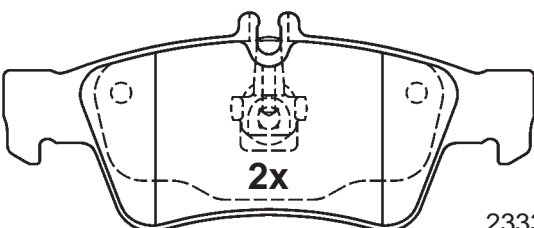
13.0470-7171.2 LD7171



MERCEDES BENZ



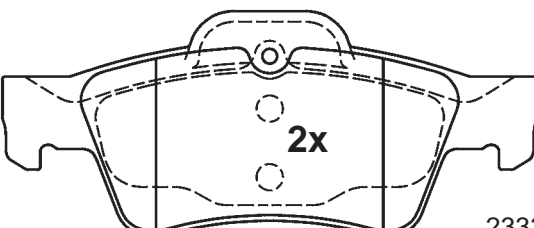
ATE



2x

23334 16,7

140,1 x 57,5 x 16,7



2x

23335 16,7

141,2 x 59,4 x 16,7

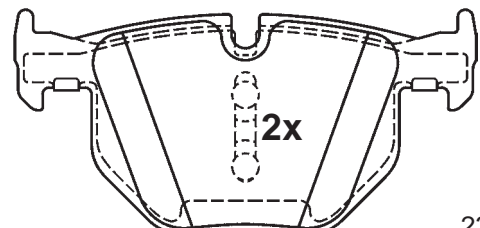
13.0470-7174.2 LD7174



BMW



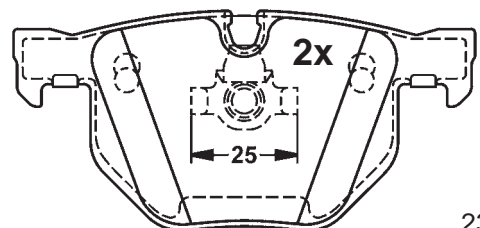
ATE



2x

23732 17,3

121,8 x 59,2 x 17,3



2x

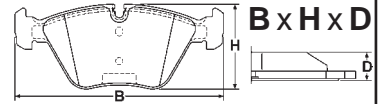
23737 17,3

121,8 x 57,8 x 17,3

Abbildungen Scheibenbremsbeläge

Illustrations disc brake pads - Illustrazioni pastiglie freno -

Illustrations plaquettes de frein - Ilustraciones pastillas de freno



Maßstab - scale - scala - échelle - escala 1:2

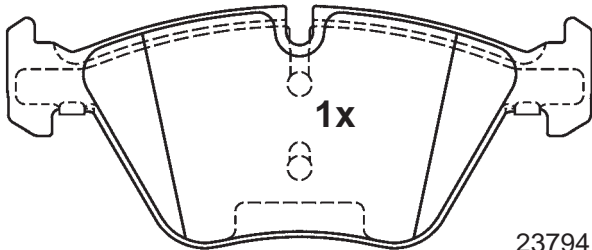
13.0470-7176.2 LD7176



BMW



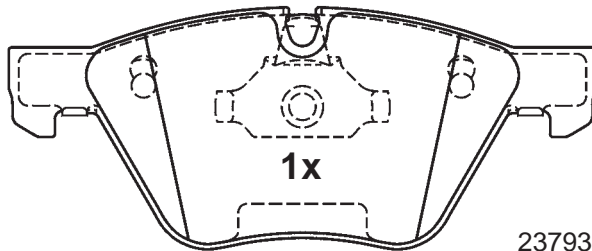
ATE



1x

23794 20,3

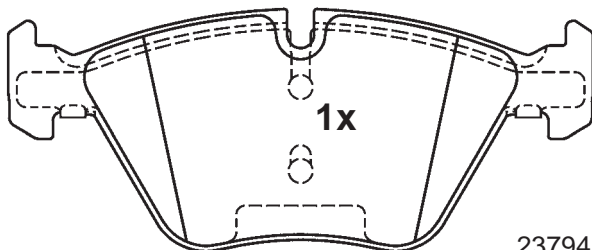
154,6 x 63,5 x 20,3



1x

23793 20,3

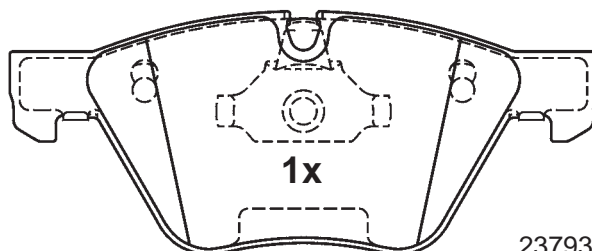
155,1 x 63,5 x 20,3



1x

23794 20,3

154,6 x 63,5 x 20,3



1x

23793 20,3

155,1 x 63,5 x 20,3

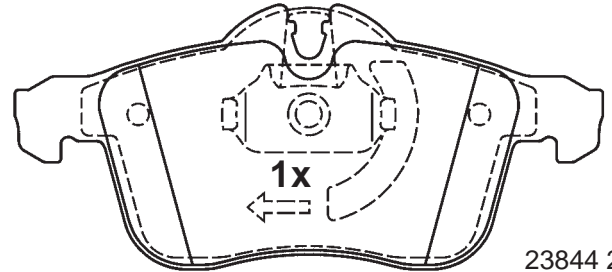
13.0470-7179.2 LD7179



OPEL, VAUXHALL



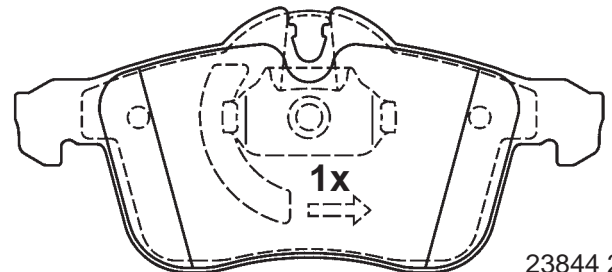
ATE



1x

23844 20,5

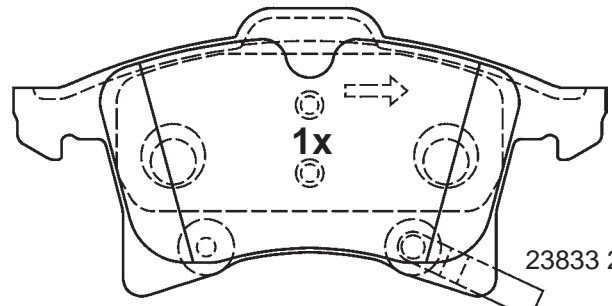
155,1 x 70,0 x 20,5



1x

23844 20,5

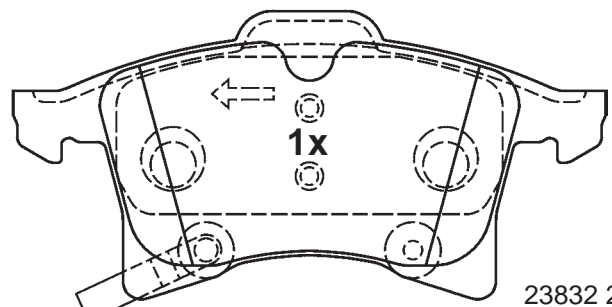
155,1 x 70,0 x 20,5



1x

23833 20,2

156,3 x 76,0 x 20,2



1x

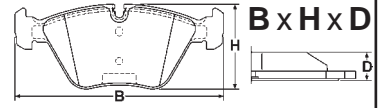
23832 20,2

156,3 x 76,0 x 20,2

Abbildungen Scheibenbremsbeläge

Illustrations disc brake pads - Illustrazioni pastiglie freno -

Illustrations plaquettes de frein - Ilustraciones pastillas de freno



Maßstab - scale - scala - échelle - escala 1:2

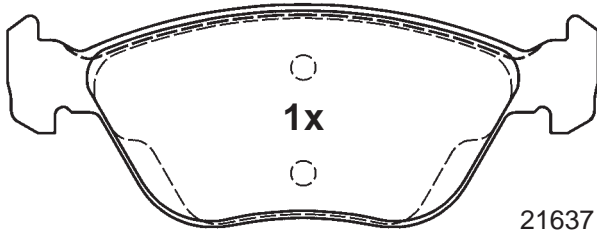
13.0470-7181.2 LD7181



ALFA ROMEO



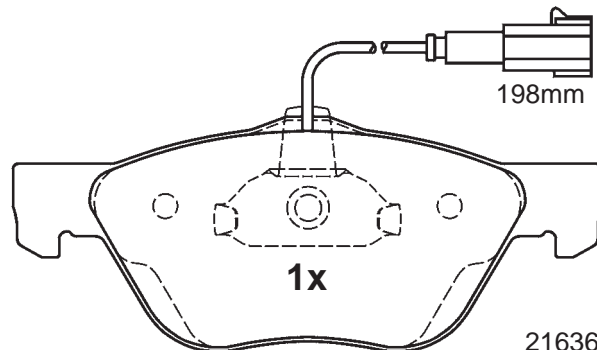
ATE



1x

21637 19,3

156,3 x 59,1 x 19,3

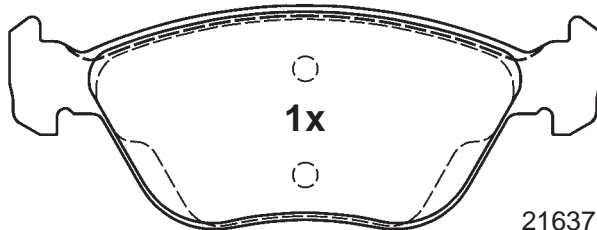


198mm

1x

21636 19,3

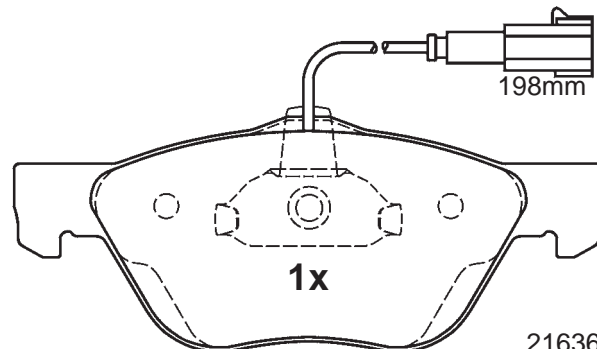
155,1 x 61,8 x 19,3



1x

21637 19,3

156,3 x 59,1 x 19,3



198mm

1x

21636 19,3

155,1 x 61,8 x 19,3

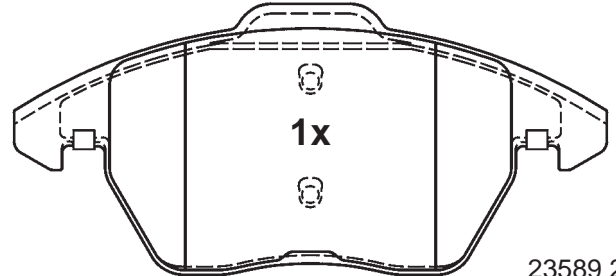
13.0470-7184.2 LD7184



AUDI, SEAT, SKODA
VOLKSWAGEN



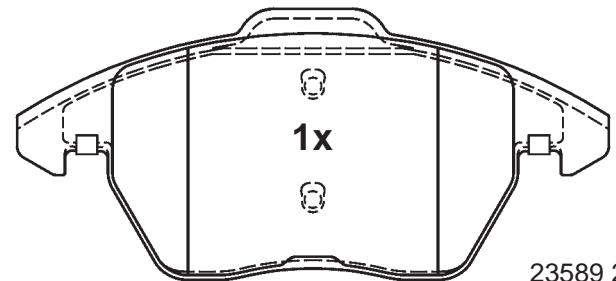
ATE



1x

23589 20,6

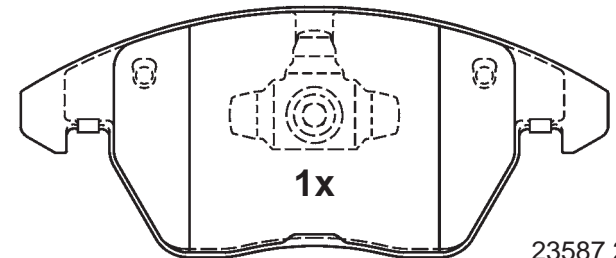
156,3 x 71,3 x 20,6



1x

23589 20,6

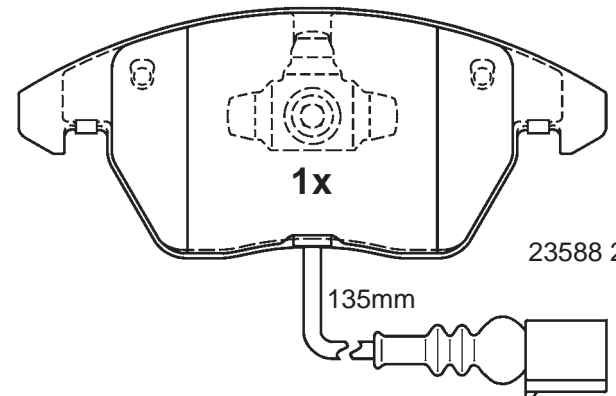
156,3 x 71,3 x 20,6



1x

23587 20,6

155,1 x 66,0 x 20,6



1x

23588 20,6

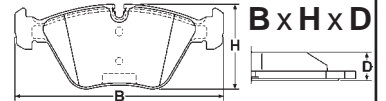
135mm

155,1 x 66,0 x 20,6

Abbildungen Scheibenbremsbeläge

Illustrations disc brake pads - Illustrazioni pastiglie freno -

Illustrations plaquettes de frein - Ilustraciones pastillas de freno



Maßstab - scale - scala - échelle - escala 1:2

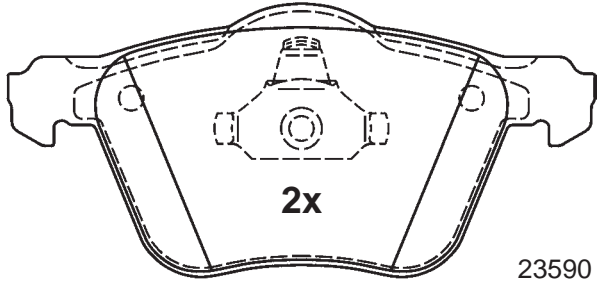
13.0470-7187.2 LD7187



VOLVO



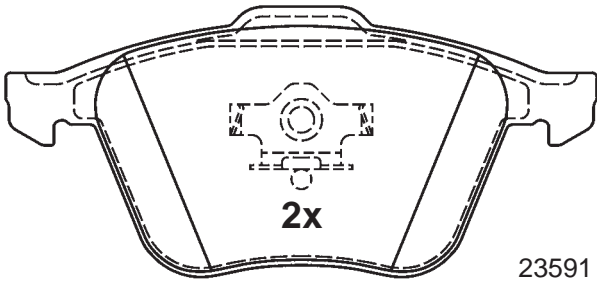
ATE



2x

23590 19,5

155,1 x 72,0 x 19,5



2x

23591 18,0

156,3 x 71,0 x 18,0

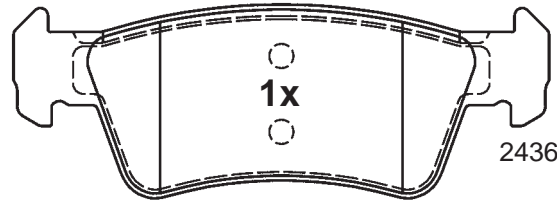
13.0470-7190.2 LD7190



VOLKSWAGEN



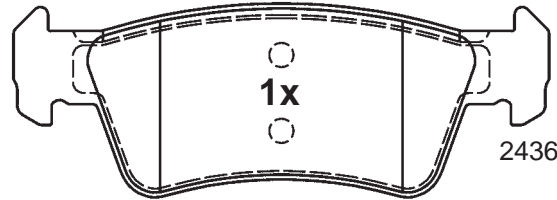
ATE



1x

24367 19,1

141,3 x 50,9 x 19,1



1x

24367 19,1

141,3 x 50,9 x 19,1

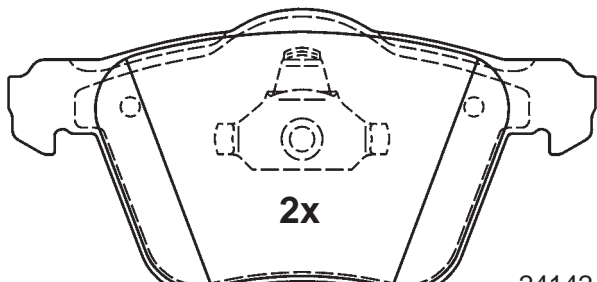
13.0470-7188.2 LD7188



VOLVO



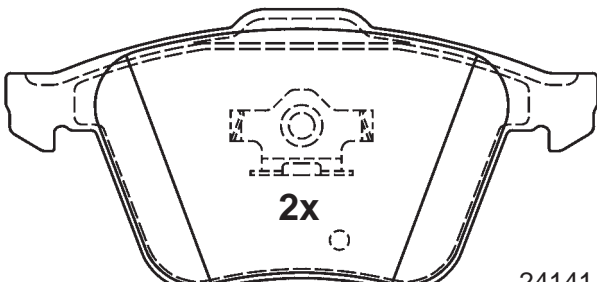
ATE



2x

24142 20,6

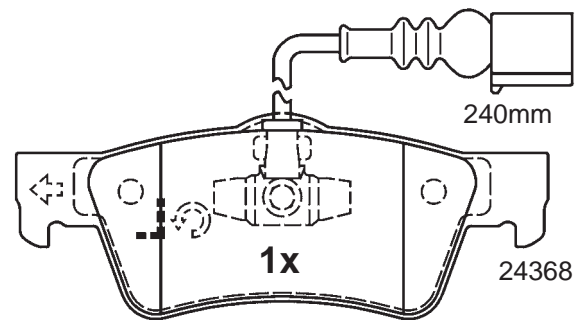
155,1 x 75,1 x 20,6



2x

24141 19,1

156,3 x 74,1 x 19,1

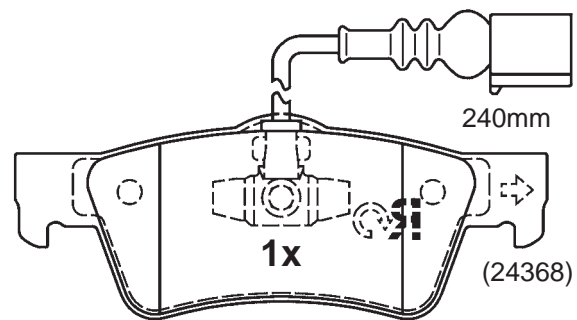


240mm

1x

24368 19,1

140,7 x 53,9 x 19,1



240mm

1x

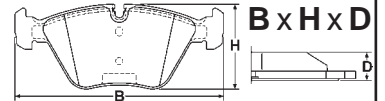
(24368) 19,1

140,7 x 53,9 x 19,1

Abbildungen Scheibenbremsbeläge

Illustrations disc brake pads - Illustrazioni pastiglie freno -

Illustrations plaquettes de frein - Ilustraciones pastillas de freno



Maßstab - scale - scala - échelle - escala 1:2

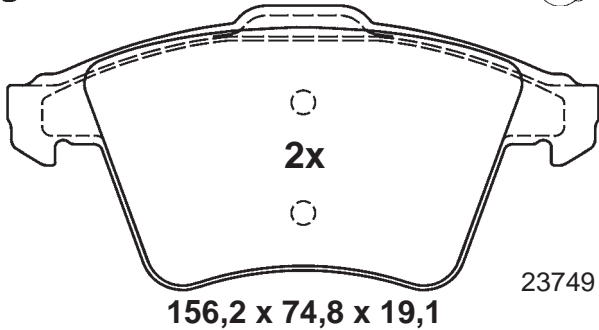
13.0470-7191.2 LD7191



VOLKSWAGEN

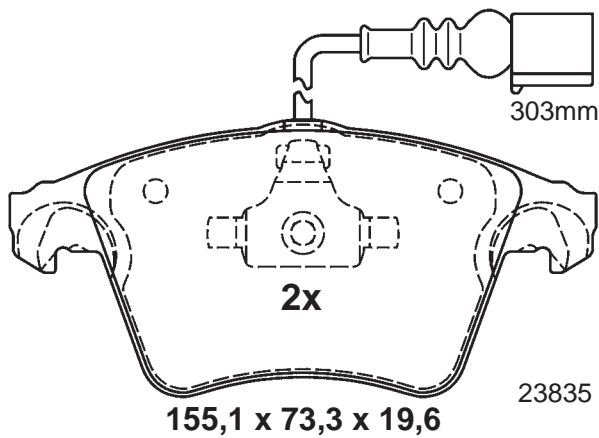


ATE



156,2 x 74,8 x 19,1

23749 19,1



155,1 x 73,3 x 19,6

23835 19,6

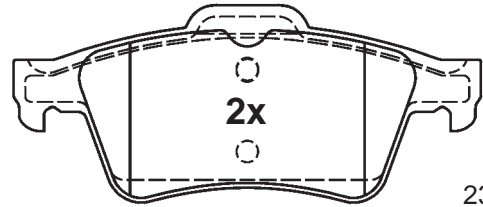
13.0470-7194.2 LD7194



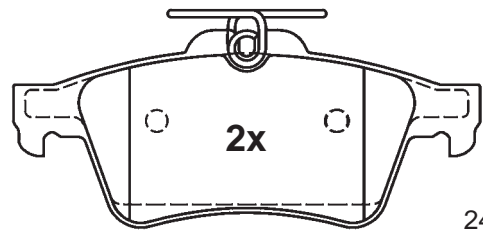
OPEL, SAAB, VAUXHALL



ATE

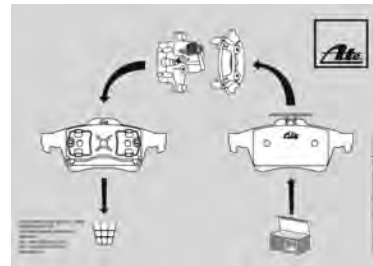


23482 16,4



24137 16,4

123,0 x 52,0 x 16,4



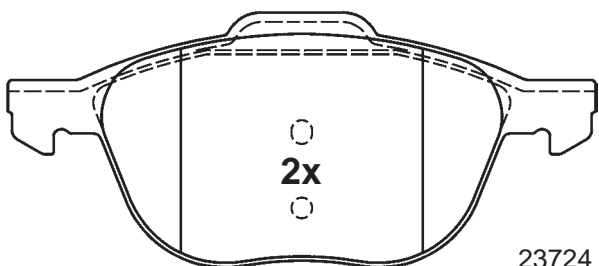
13.0470-7193.2 LD7193



FORD, MAZDA, VOLVO

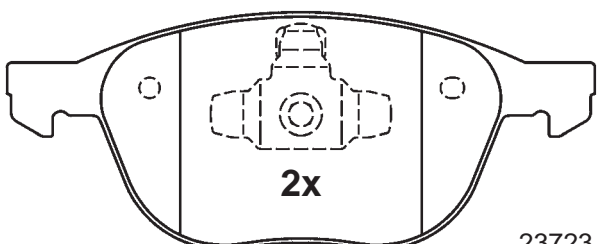


ATE



156,3 x 67,0 x 17,5

23724 18,1



155,1 x 62,4 x 18,1

23723 18,1

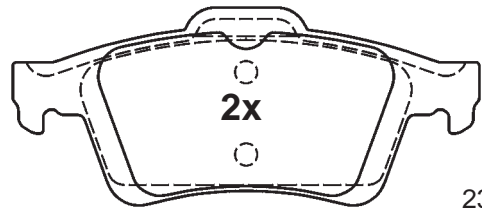
13.0470-7195.2 LD7195



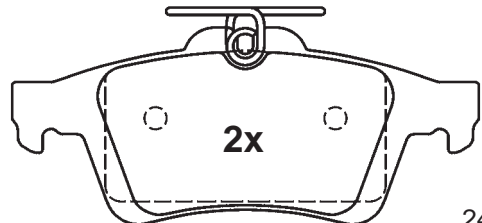
FORD, MAZDA, VOLVO



ATE

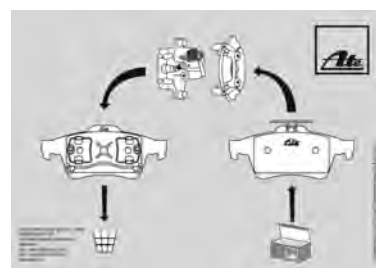


23482 16,6



24137 16,6

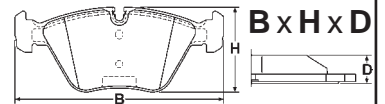
123,0 x 51,9 x 16,6



Abbildungen Scheibenbremsbeläge

Illustrations disc brake pads - Illustrazioni pastiglie freno -

Illustrations plaquettes de frein - Ilustraciones pastillas de freno



Maßstab - scale - scala - échelle - escala 1:2

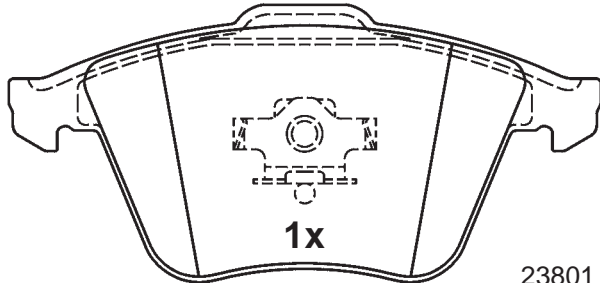
13.0470-7200.2 LD7200



AUDI, SEAT, SKODA,
VOLKSWAGEN



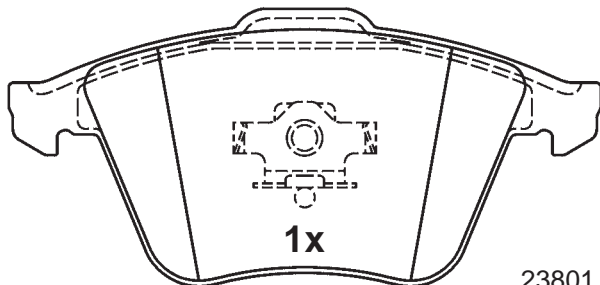
ATE



1x

23801 20,3

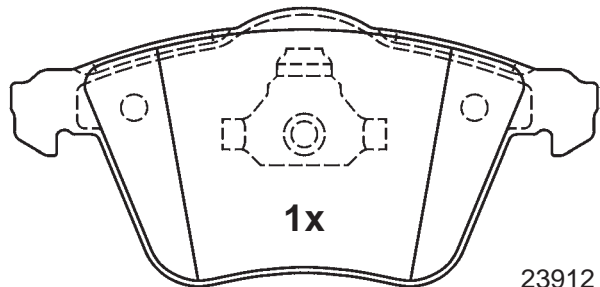
156,3 x 72,9 x 20,3



1x

23801 20,3

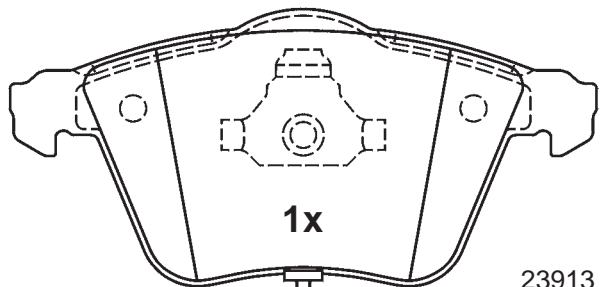
156,3 x 72,9 x 20,3



1x

23912 20,3

155,1 x 72,9 x 20,3



1x

23913 20,3

177,5mm

155,1 x 72,9 x 20,3

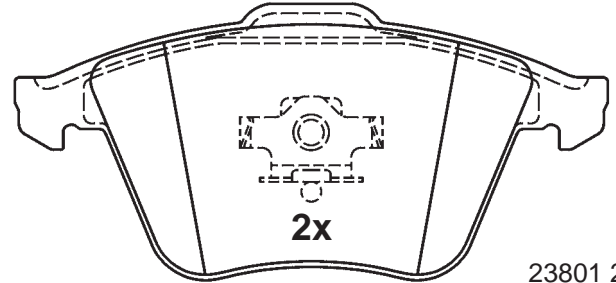
13.0470-7201.2 LD7201



AUDI, SEAT



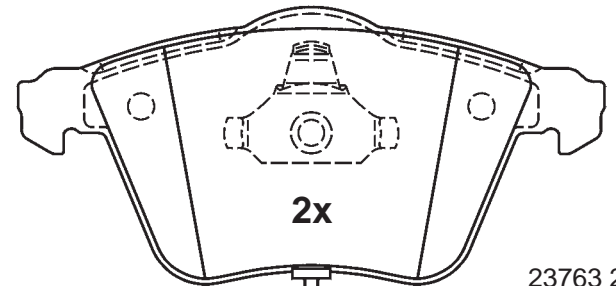
ATE



2x

23801 20,3

156,3 x 72,9 x 20,3



2x

23763 20,3

242,5mm

155,1 x 72,9 x 20,3

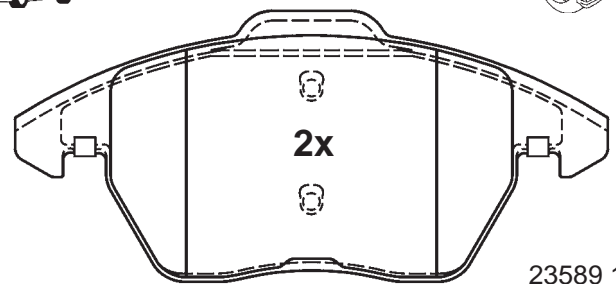
13.0470-7202.2 LD7202



CITROEN, PEUGEOT



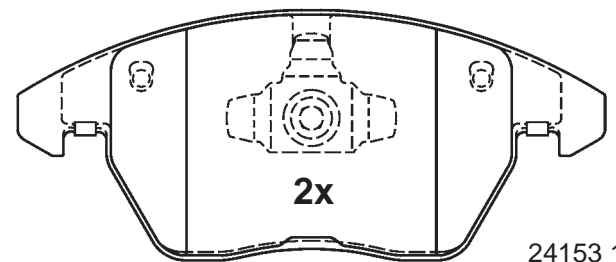
ATE



2x

23589 19,1

156,3 x 71,3 x 19,1



2x

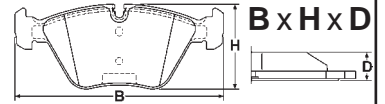
24153 19,1

155,1 x 66,0 x 19,1

Abbildungen Scheibenbremsbeläge

Illustrations disc brake pads - Illustrazioni pastiglie freno -

Illustrations plaquettes de frein - Ilustraciones pastillas de freno



Maßstab - scale - scala - échelle - escala 1:2

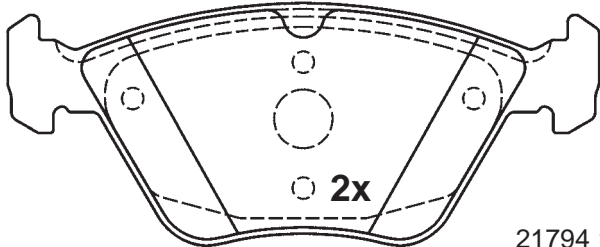
13.0470-7203.2 LD7203



MERCEDES BENZ

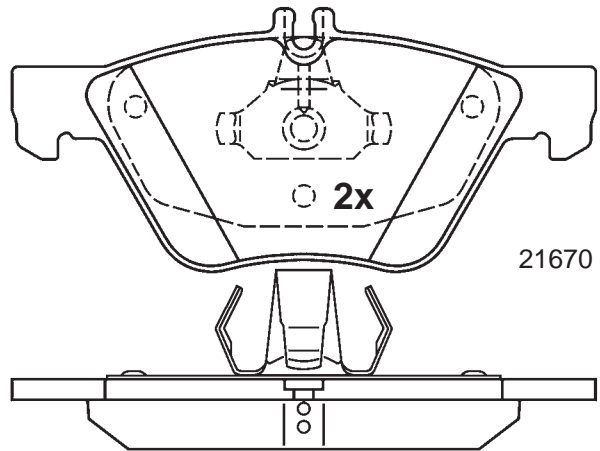


ATE



156,3 x 63,1 x 19,3

21794 19,3



155,1 x 69,3 x 19,3

21670 19,3

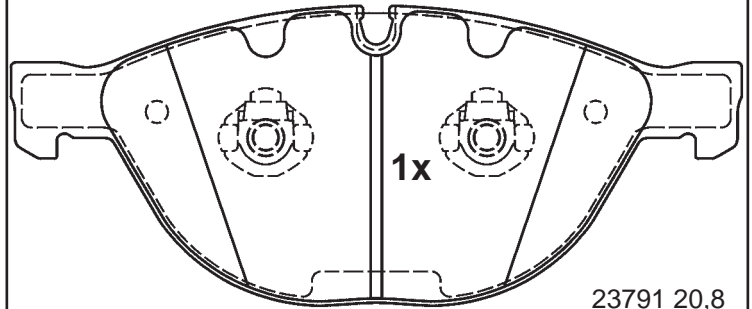
13.0470-7210.2 LD7210



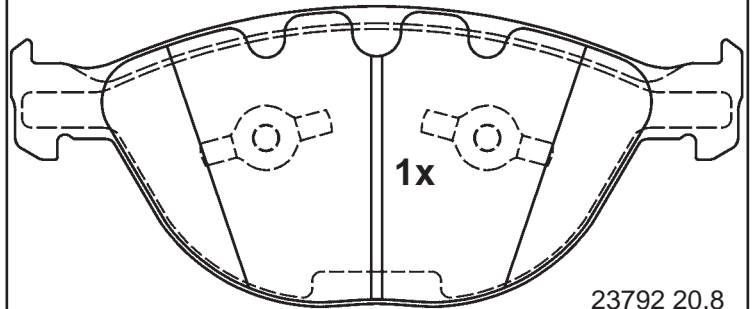
BMW



ATE



23791 20,8



23792 20,8

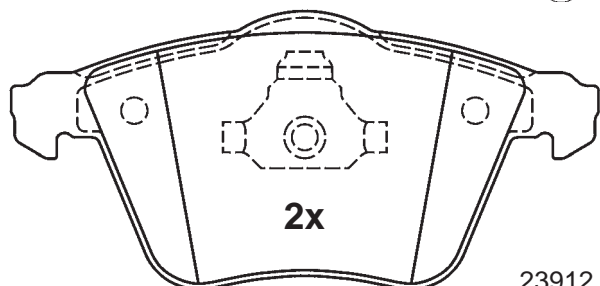
13.0470-7204.2 LD7204



FORD, MAZDA, VOLVO

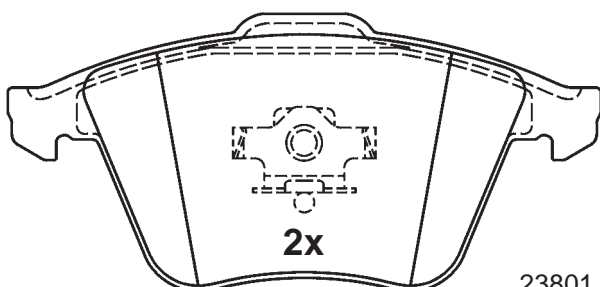


ATE



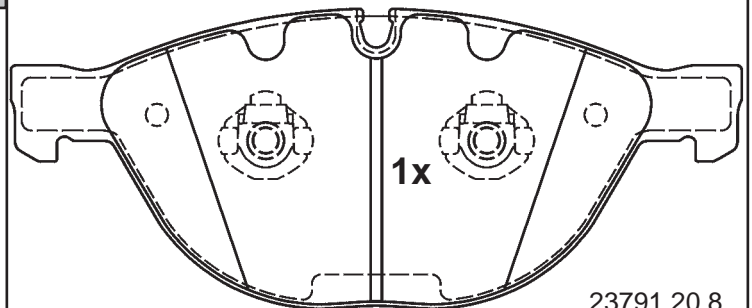
155,1 x 72,9 x 18,8

23912 18,8

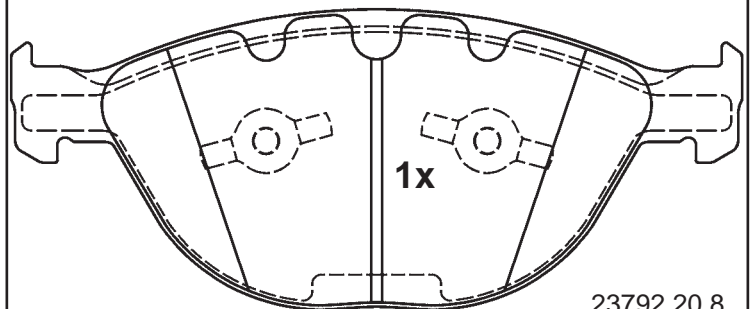


156,3 x 72,9 x 18,8

23801 18,8



23791 20,8



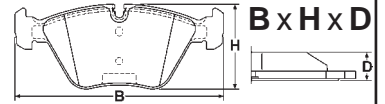
23792 20,8

193,0 x 79,0 x 20,8

Abbildungen Scheibenbremsbeläge

Illustrations disc brake pads - Illustrazioni pastiglie freno -

Illustrations plaquettes de frein - Ilustraciones pastillas de freno



Maßstab - scale - scala - échelle - escala 1:2

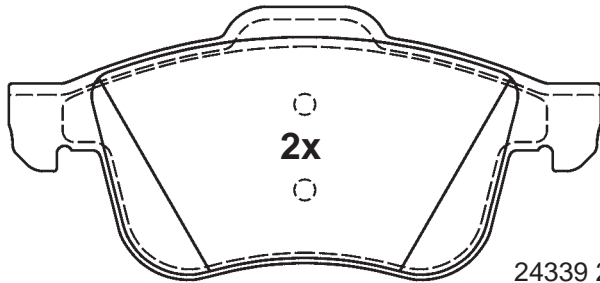
13.0470-7211.2 LD7211



ALFA ROMEO



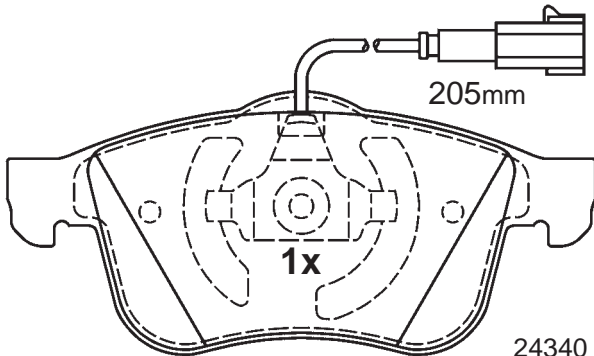
ATE



2x

24339 20,5

156,3 x 71,5 x 20,5

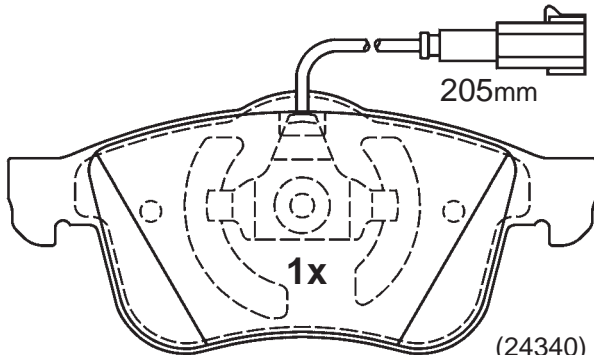


205mm

1x

24340 20,3

155,1 x 69,0 x 20,3



205mm

1x

(24340) 20,3

155,1 x 69,0 x 20,3

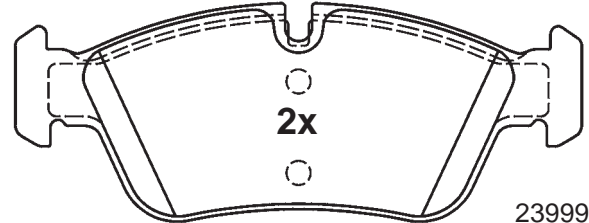
13.0470-7215.2 LD7215



BMW



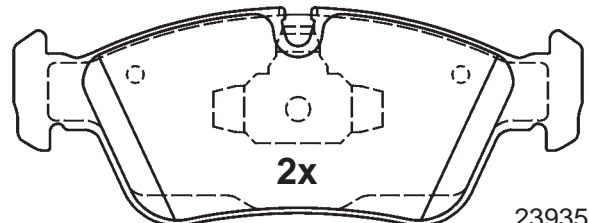
ATE



2x

23999 17,8

149,3 x 57,3 x 17,8



2x

23935 17,8

150,1 x 57,3 x 17,8

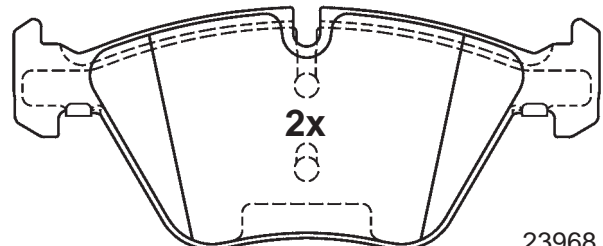
13.0470-7216.2 LD7216



BMW



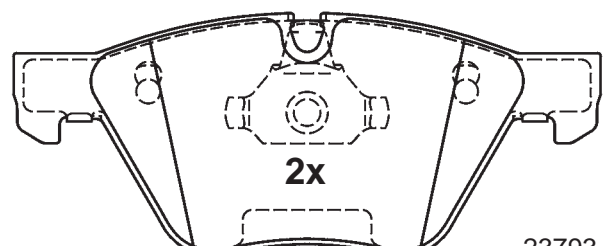
ATE



2x

23968 20,3

154,6 x 63,5 x 20,3



2x

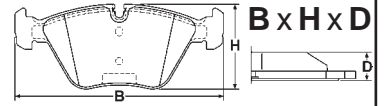
23793 20,3

155,1 x 63,5 x 20,3

Abbildungen Scheibenbremsbeläge

Illustrations disc brake pads - Illustrazioni pastiglie freno -

Illustrations plaquettes de frein - Ilustraciones pastillas de freno



Maßstab - scale - scala - échelle - escala 1:2

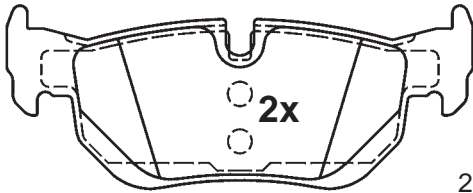
13.0470-7217.2 LD7217



BMW



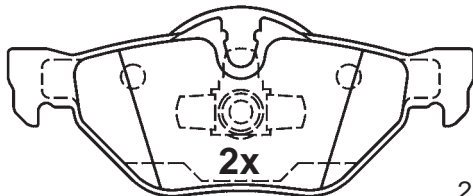
ATE



2x

23927 17,3

123,0 x 48,1 x 17,3



2x

23926 17,3

123,0 x 49,7 x 17,3

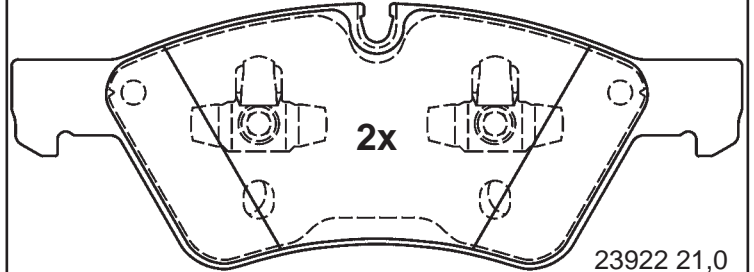
13.0470-7220.2 LD7220



MERCEDES BENZ



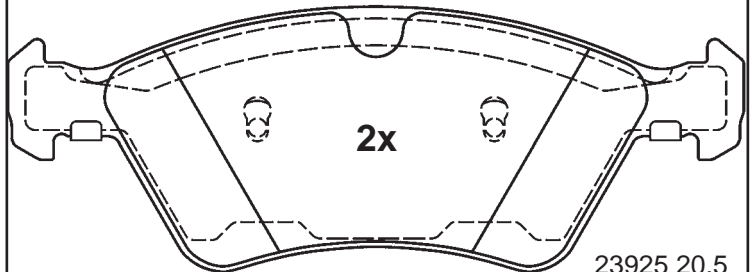
ATE



2x

23922 21,0

192,9 x 69,9 x 21,0



2x

23925 20,5

194,3 x 70,0 x 20,5

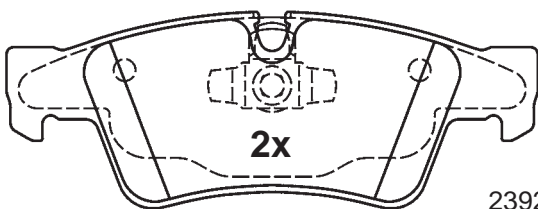
13.0470-7219.2 LD7219



MERCEDES BENZ



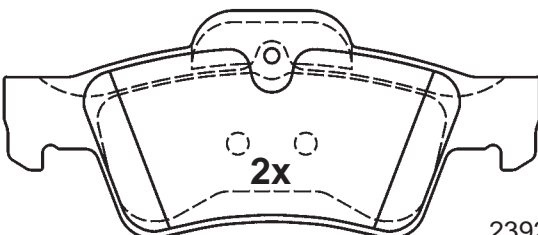
ATE



2x

23923 17,6

140,1 x 51,6 x 17,6



2x

23924 17,6

141,3 x 59,6 x 17,6

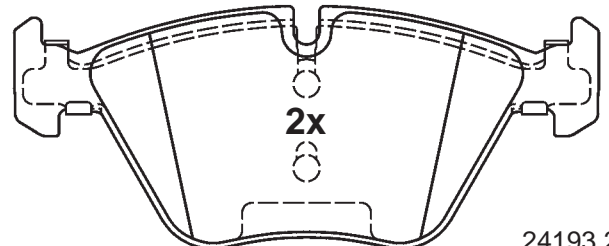
13.0470-7223.2 LD7223



BMW



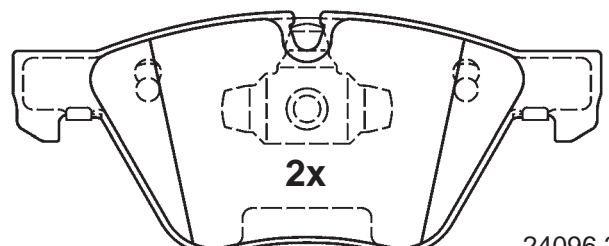
ATE



2x

24193 20,3

154,6 x 63,5 x 20,3



2x

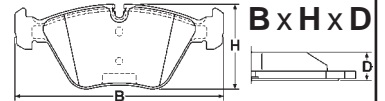
24096 20,3

155,1 x 63,5 x 20,3

Abbildungen Scheibenbremsbeläge

Illustrations disc brake pads - Illustrazioni pastiglie freno -

Illustrations plaquettes de frein - Ilustraciones pastillas de freno



Maßstab - scale - scala - échelle - escala 1:2

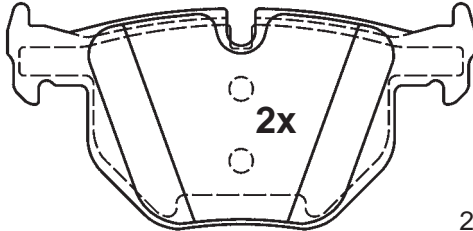
13.0470-7225.2 LD7225



BMW



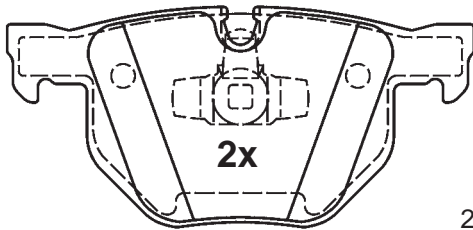
ATE



2x

23551 17,3

123,0 x 59,2 x 17,3



2x

23550 17,3

123,0 x 58,0 x 17,3

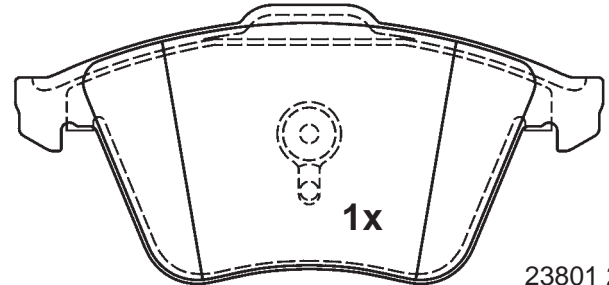
13.0470-7227.2 LD7227



AUDI, SEAT, VOLKSWAGEN



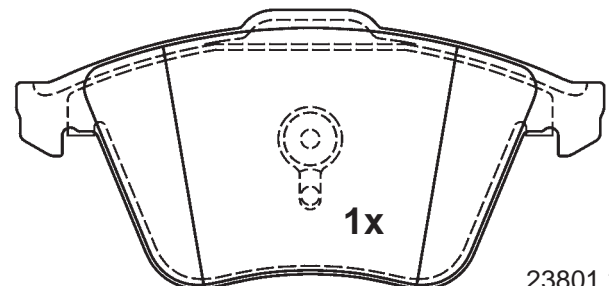
ATE



1x

23801 20,4

155,1 x 72,8 x 20,4



1x

23801 20,4

155,1 x 72,8 x 20,4

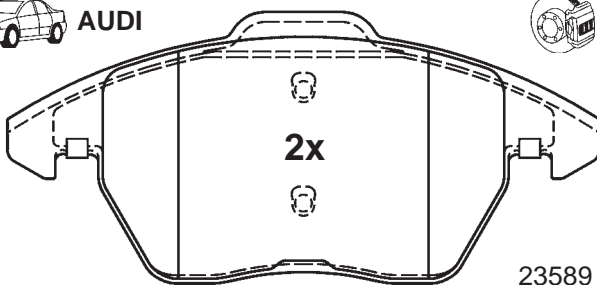
13.0470-7226.2 LD7226



AUDI



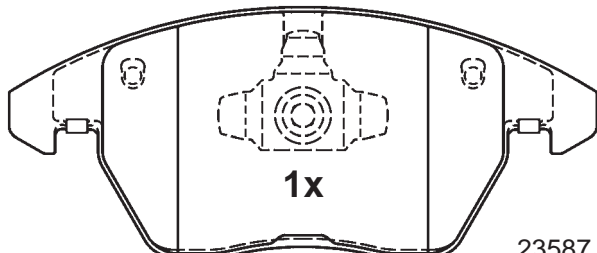
ATE



2x

23589 20,4

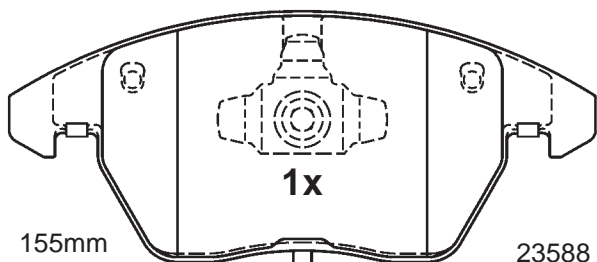
155,1 x 71,3 x 20,4



1x

23587 20,8

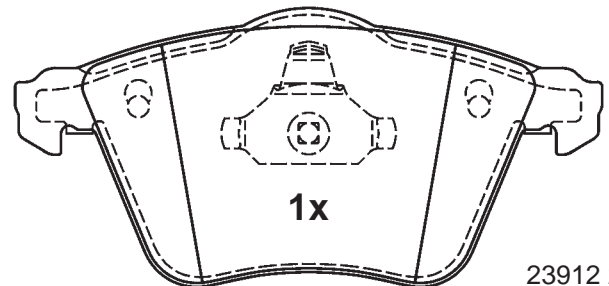
155,1 x 66,0 x 20,8



1x

23588 20,8

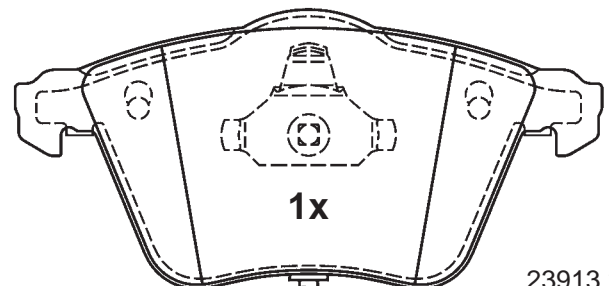
155,1 x 66,0 x 20,8



1x

23912 20,3

155,1 x 72,8 x 20,3



1x

23913 20,3

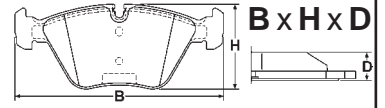
155,1 x 72,8 x 20,3

~175mm

Abbildungen Scheibenbremsbeläge

Illustrations disc brake pads - Illustrazioni pastiglie freno -

Illustrations plaquettes de frein - Ilustraciones pastillas de freno



Maßstab - scale - scala - échelle - escala 1:2

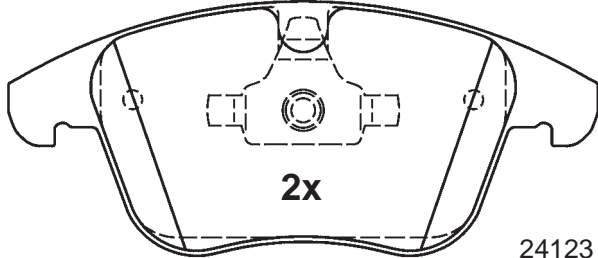
13.0470-7228.2 LD7228



FORD, LAND ROVER, VOLVO



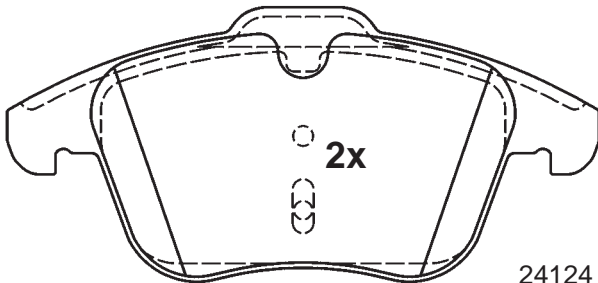
ATE



2x

24123 20,3

155,1 x 66,6 x 20,3



2x

24124 19,3

156,3 x 72,0 x 19,3

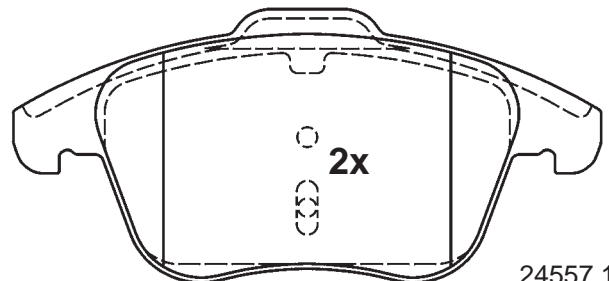
13.0470-7230.2 LD7230



CITROEN, PEUGEOT



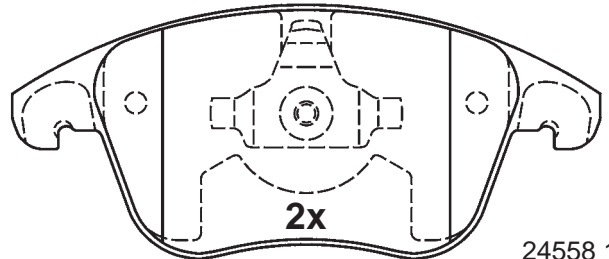
ATE



2x

24557 19,0

155,1 x 72,0 x 19,0



2x

24558 18,7

155,1 x 66,6 x 18,7

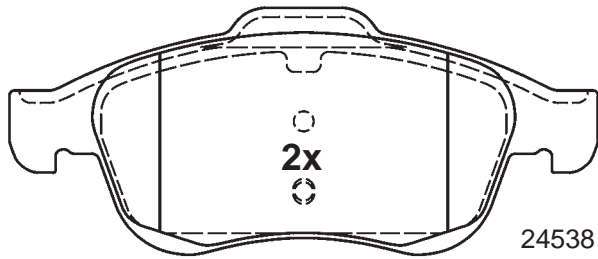
13.0470-7229.2 LD7229



CITROEN, PEUGEOT



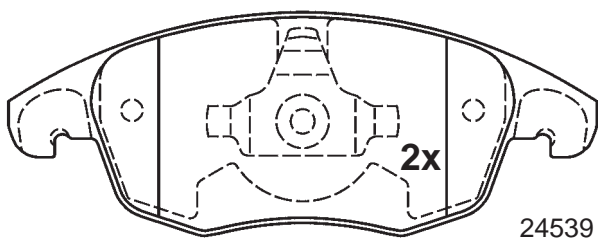
ATE



2x

24538 19,1

155,1 x 64,7 x 19,1



2x

24539 18,6

155,1 x 58,3 x 18,6

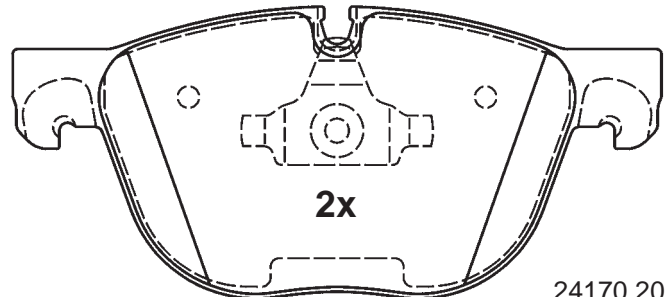
13.0470-7231.2 LD7231



BMW



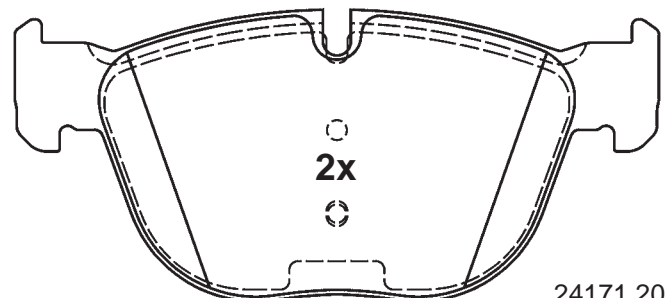
ATE



2x

24170 20,2

171,1 x 76,8 x 20,2



2x

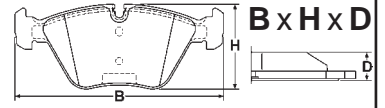
24171 20,9

170,2 x 76,8 x 20,9

Abbildungen Scheibenbremsbeläge

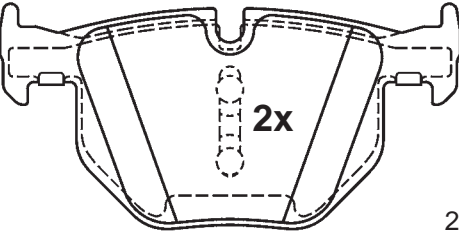
Illustrations disc brake pads - Illustrazioni pastiglie freno -

Illustrations plaquettes de frein - Ilustraciones pastillas de freno



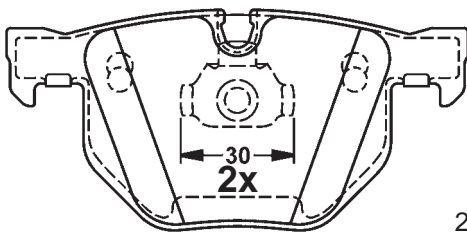
Maßstab - scale - scala - échelle - escala 1:2

13.0470-7232.2 LD7232



21282 17,3

121,8 x 59,2 x 17,3

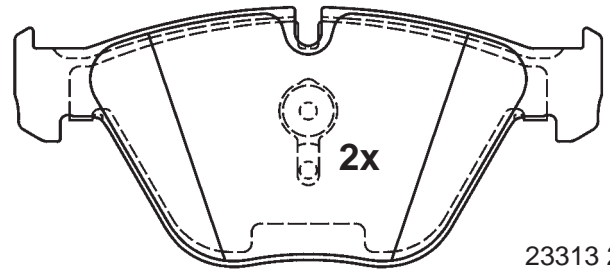


23447 17,3

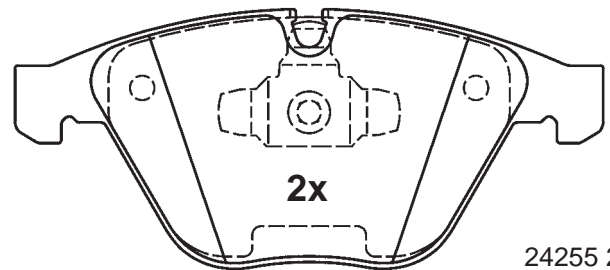
121,8 x 57,8 x 17,3



13.0470-7238.2 LD7238



23313 20,3

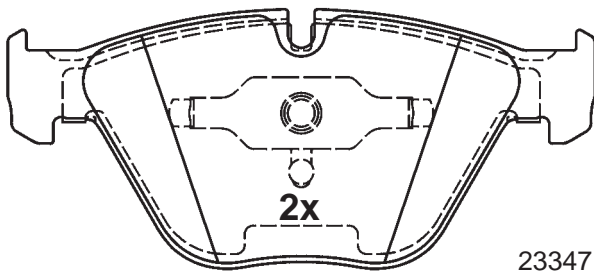


24255 20,3

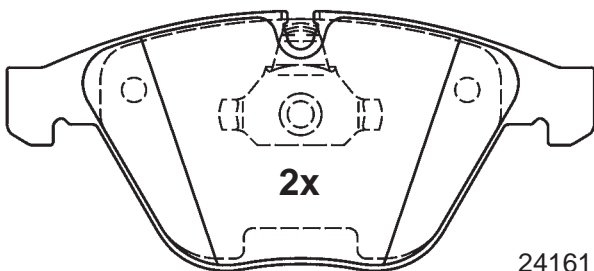
155,1 x 68,3 x 20,3



13.0470-7237.2 LD7237



23347 20,3

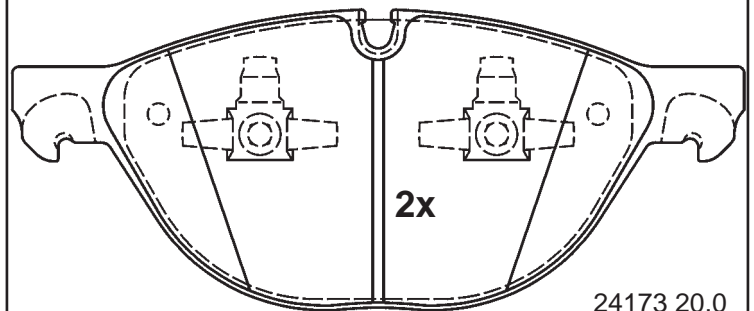


24161 20,3

155,1 x 68,3 x 20,3

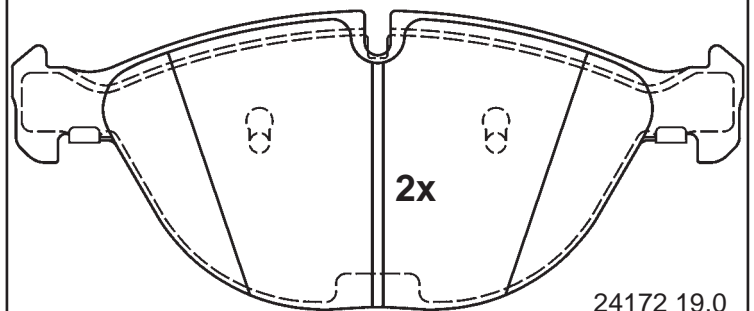


13.0470-7239.2 LD7239



24173 20,0

193,0 x 79,0 x 20,0



24172 19,0

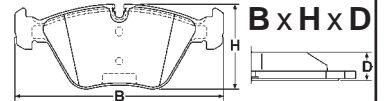
193,0 x 79,0 x 19,0



Abbildungen Scheibenbremsbeläge

Illustrations disc brake pads - Illustrazioni pastiglie freno -

Illustrations plaquettes de frein - Ilustraciones pastillas de freno



Maßstab - scale - scala - échelle - escala 1:2

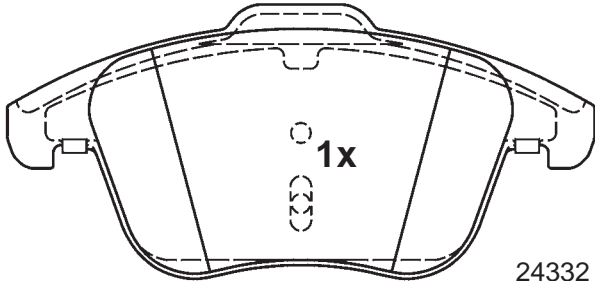
13.0470-7242.2 LD7242



VOLKSWAGEN



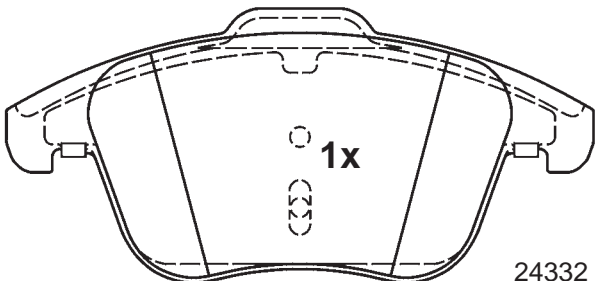
ATE



1x

24332 19,8

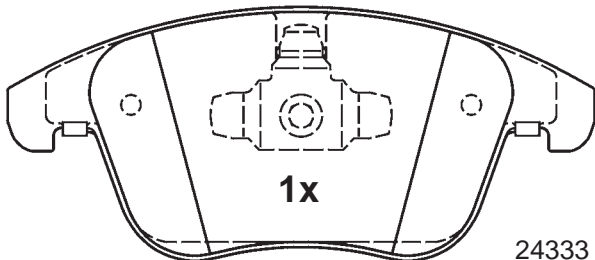
155,1 x 72,0 x 19,8



1x

24332 19,8

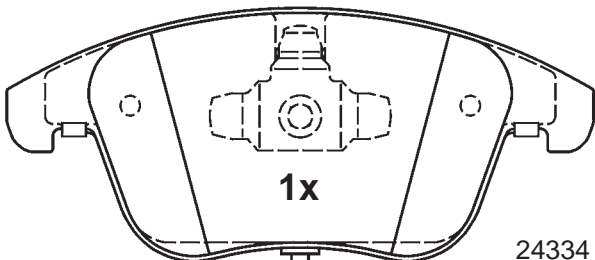
155,1 x 72,0 x 19,8



1x

24333 21,3

155,1 x 67,0 x 21,3



1x

24334 21,3

~155mm

155,1 x 67,0 x 21,3

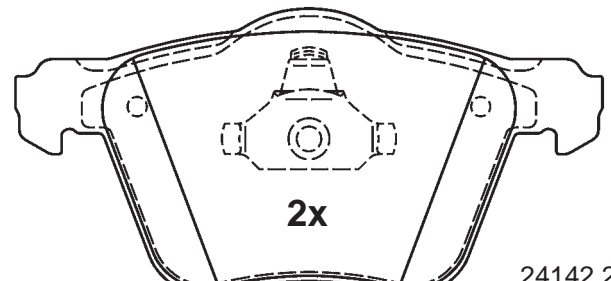
13.0470-7243.2 LD7243



FORD, VOLVO



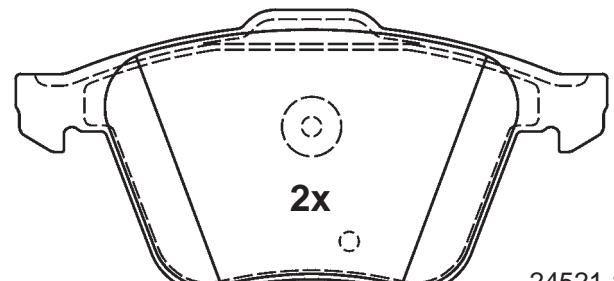
ATE



2x

24142 20,6

155,1 x 75,3 x 20,6



2x

24521 19,1

156,4 x 74,3 x 19,1

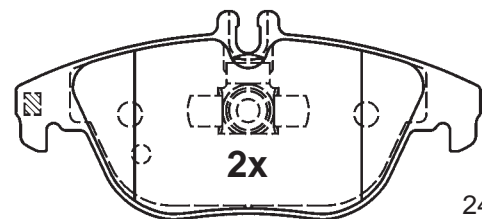
13.0470-7244.2 LD7244



MERCEDES BENZ



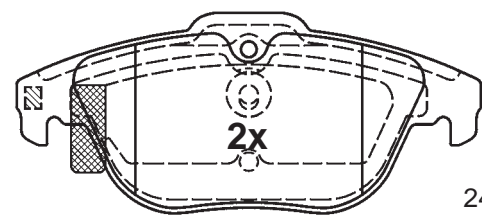
ATE



2x

24253 17,8

122,5 x 54,4 x 17,8



2x

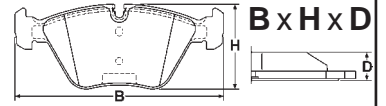
24254 18,0

122,5 x 52,3 x 18,0

Abbildungen Scheibenbremsbeläge

Illustrations disc brake pads - Illustrazioni pastiglie freno -

Illustrations plaquettes de frein - Ilustraciones pastillas de freno



Maßstab - scale - scala - échelle - escala 1:2

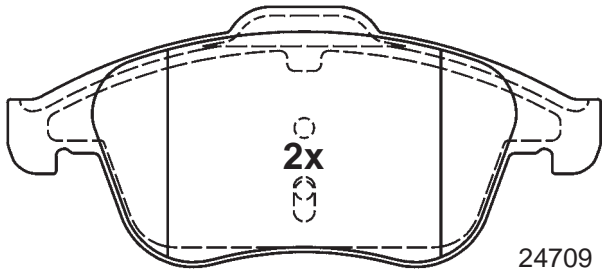
13.0470-7249.2 LD7249



RENAULT



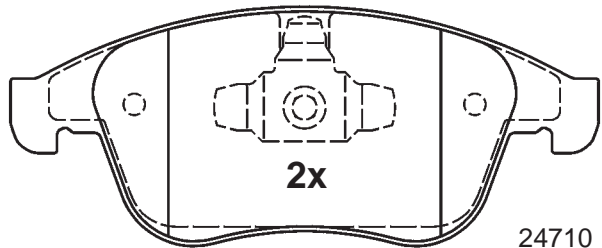
ATE



2x

24709 18,6

156,3 x 68,3 x 18,6



2x

24710 18,6

155,1 x 63,0 x 18,6

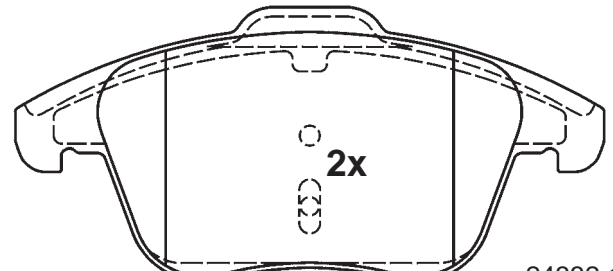
13.0470-7252.2 LD7252



CITROEN



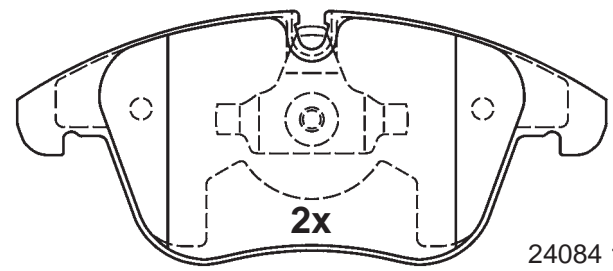
ATE



2x

24332 18,3

155,1 x 72,0 x 18,3



2x

24084 19,3

155,2 x 66,5 x 19,3

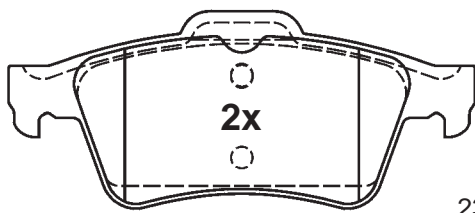
13.0470-7251.2 LD7251



RENAULT

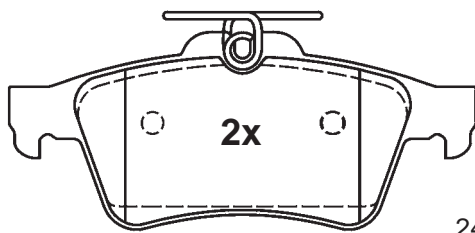


ATE



2x

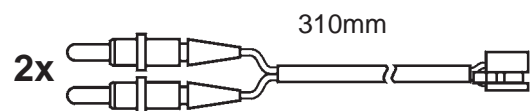
23482 15,8



2x

24137 15,8

123,0 x 52,0 x 15,8



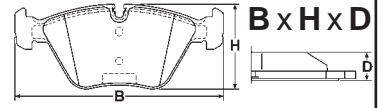
2x

310mm

Abbildungen Scheibenbremsbeläge

Illustrations disc brake pads - Illustrazioni pastiglie freno -

Illustrations plaquettes de frein - Ilustraciones pastillas de freno



Maßstab - scale - scala - échelle - escala 1:2

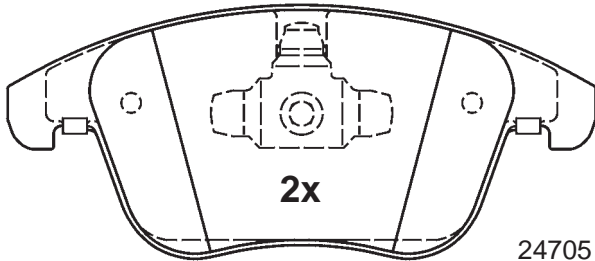
13.0470-7256.2 LD7256



AUDI



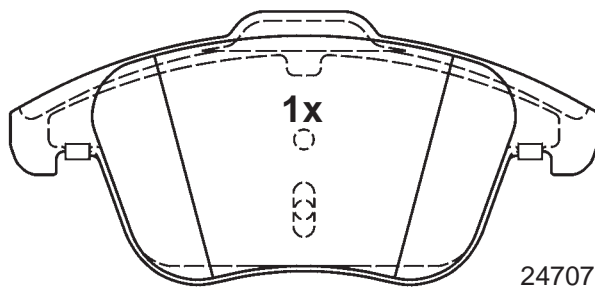
ATE



2x

24705 19,8

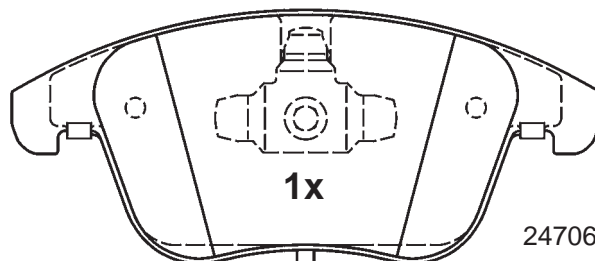
155,1 x 67,0 x 19,8



1x

24707 21,3

155,1 x 72,0 x 21,3

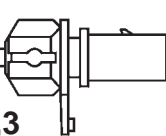


1x

24706 21,3

155,1 x 67,0 x 21,3

281mm



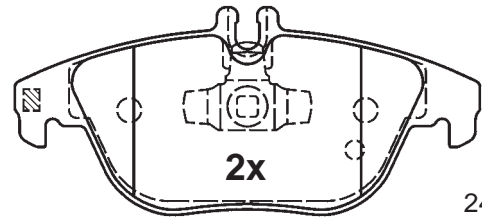
13.0470-7257.2 LD7257



MERCEDES BENZ



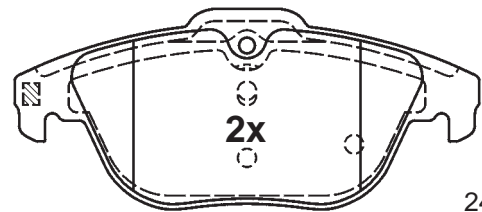
ATE



2x

24253 18,0

122,5 x 54,4 x 18,0



2x

24254 18,0

122,5 x 52,3 x 18,0

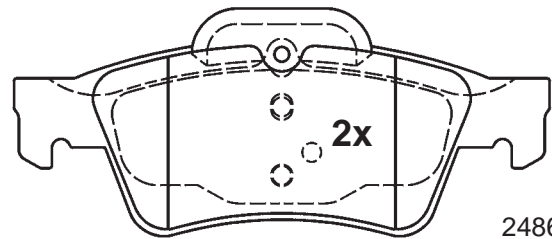
13.0470-7259.2 LD7259



MERCEDES BENZ



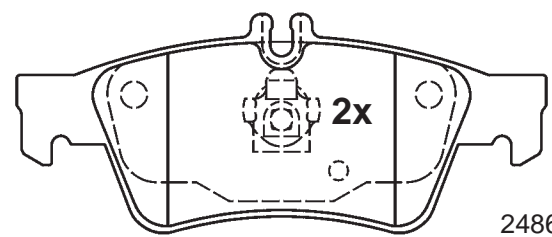
ATE



2x

24862 16,7

141,1 x 59,6 x 16,7



2x

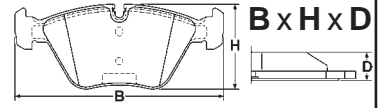
24863 16,7

139,8 x 57,5 x 16,7

Abbildungen Scheibenbremsbeläge

Illustrations disc brake pads - Illustrazioni pastiglie freno -

Illustrations plaquettes de frein - Ilustraciones pastillas de freno



Maßstab - scale - scala - échelle - escala 1:2

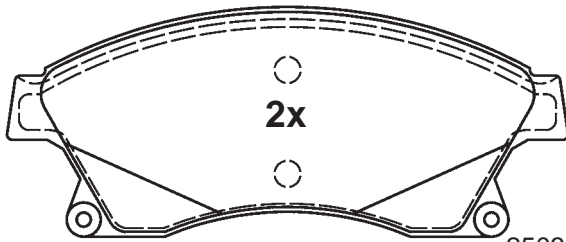
13.0470-7262.2 LD7262



OPEL, VAUXHALL

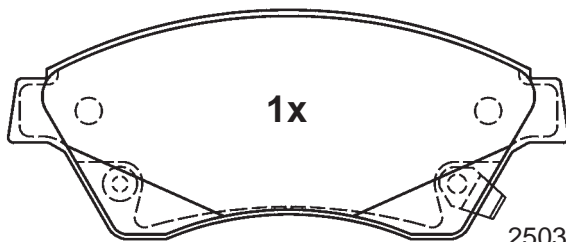


ATE



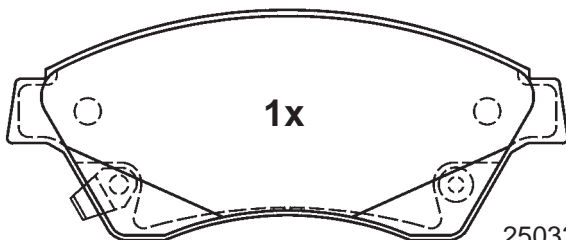
2x

25031 19,1



1x

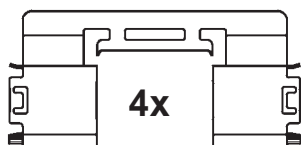
25032 19,1



1x

25033 19,1

148,2 x 60,1 x 19,1



4x

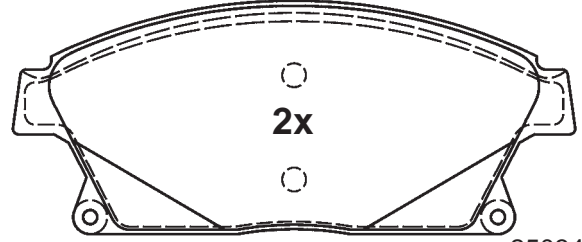
13.0470-7263.2 LD7263



OPEL, VAUXHALL

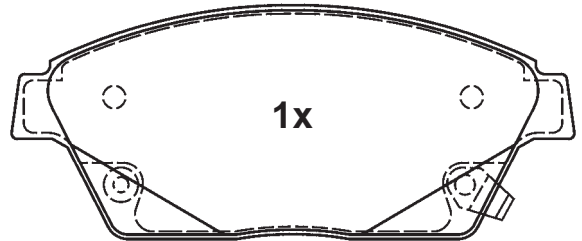


ATE



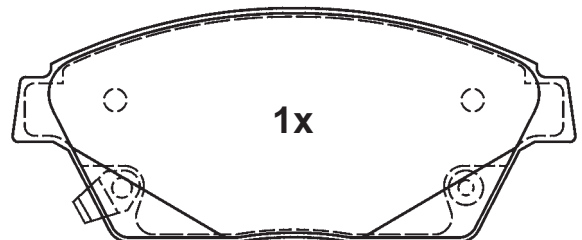
2x

25034 19,1



1x

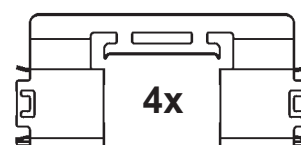
25035 19,1



1x

25036 19,1

148,2 x 61,1 x 19,1

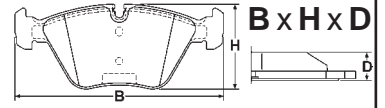


4x

Abbildungen Scheibenbremsbeläge

Illustrations disc brake pads - Illustrazioni pastiglie freno -

Illustrations plaquettes de frein - Ilustraciones pastillas de freno



Maßstab - scale - scala - échelle - escala 1:2

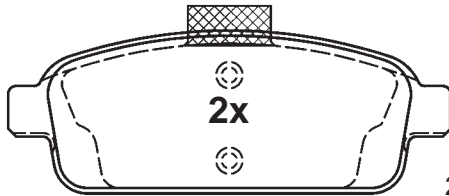
13.0470-7264.2 LD7264



CHEVROLET, OPEL, VAUXHAL

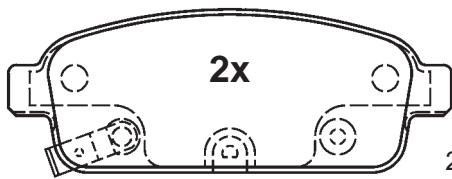


ATE



2x

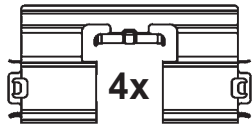
25096 17,0



2x

25098 17,0

116,5 x 42,7 x 17,0



4x

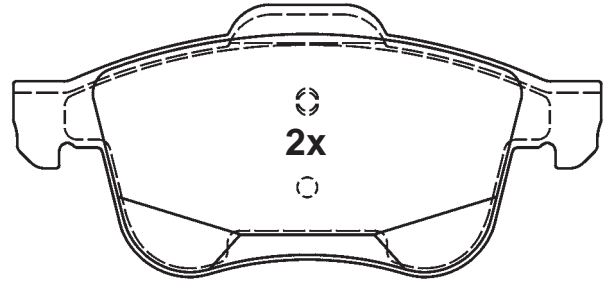
13.0470-7269.2 LD7269



ALFA ROMEO



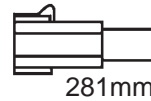
ATE



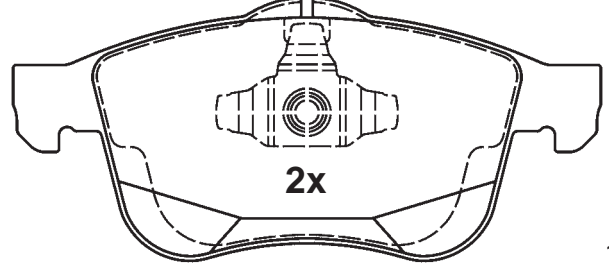
2x

19,5

155,1 x 71,5 x 19,5



281mm



2x

19,5

155,1 x 69,0 x 19,5

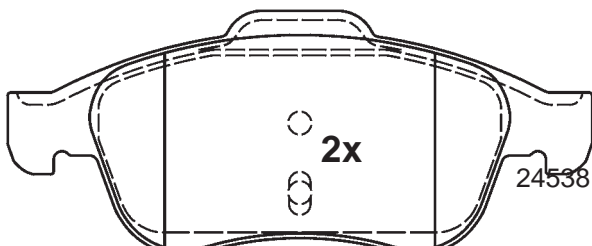
13.0470-7266.2 LD7266



DACIA, RENAULT



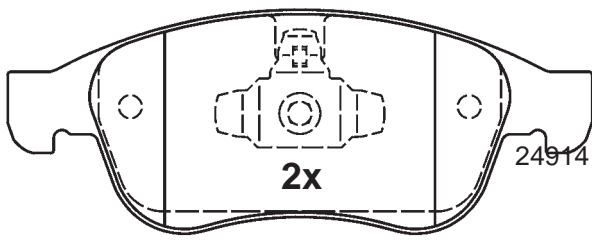
ATE



2x

24538 17,9

155,1 x 64,7 x 17,9



2x

24914 17,9

155,1 x 59,4 x 17,9

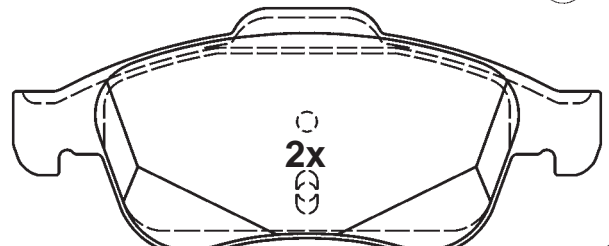
13.0470-7273.2 LD7273



ALFA ROMEO



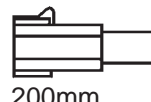
ATE



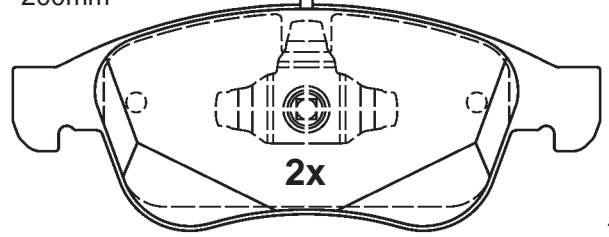
2x

18,2

155,1 x 64,7 x 18,2



200mm



2x

18,2

155,1 x 59,4 x 18,2

ATE – A Trademark of the Continental Corporation

Continental Aftermarket GmbH

Guerickestraße 7 · D-60488 Frankfurt am Main · Germany
Tel. +49 (0) 69 7603-1 · Fax +49 (0) 69 761061

Continental Automotive Trading Italia S.r.l.

Aftermarket ATE
Via Vialba, 50 · I-20026 Novate Milanese (Mi)
Tel. +39 02 35680 388 · Fax +39 02 35680 325
www.ate-freni.it

Continental Teves France SNC

Aftermarket
Parc Ariane, Bâtiment Vénus
Rue Hélène Boucher · F-78280 Guyancourt
Tél. +33 (0)1 39 44 10 30 · Fax +33 (0)1 39 44 10 40
www.ate-freinage.fr

Continental Automotive Spain, S.A.

Aftermarket ATE
C/ Sepúlveda, 11 · E-28108 Alcobendas (Madrid)
Phone +34 (0)91 126 6934 · Fax +34 (0)91 657 2149
www.frenos-ate.es

www.ate.de
www.ate-brakes.com

