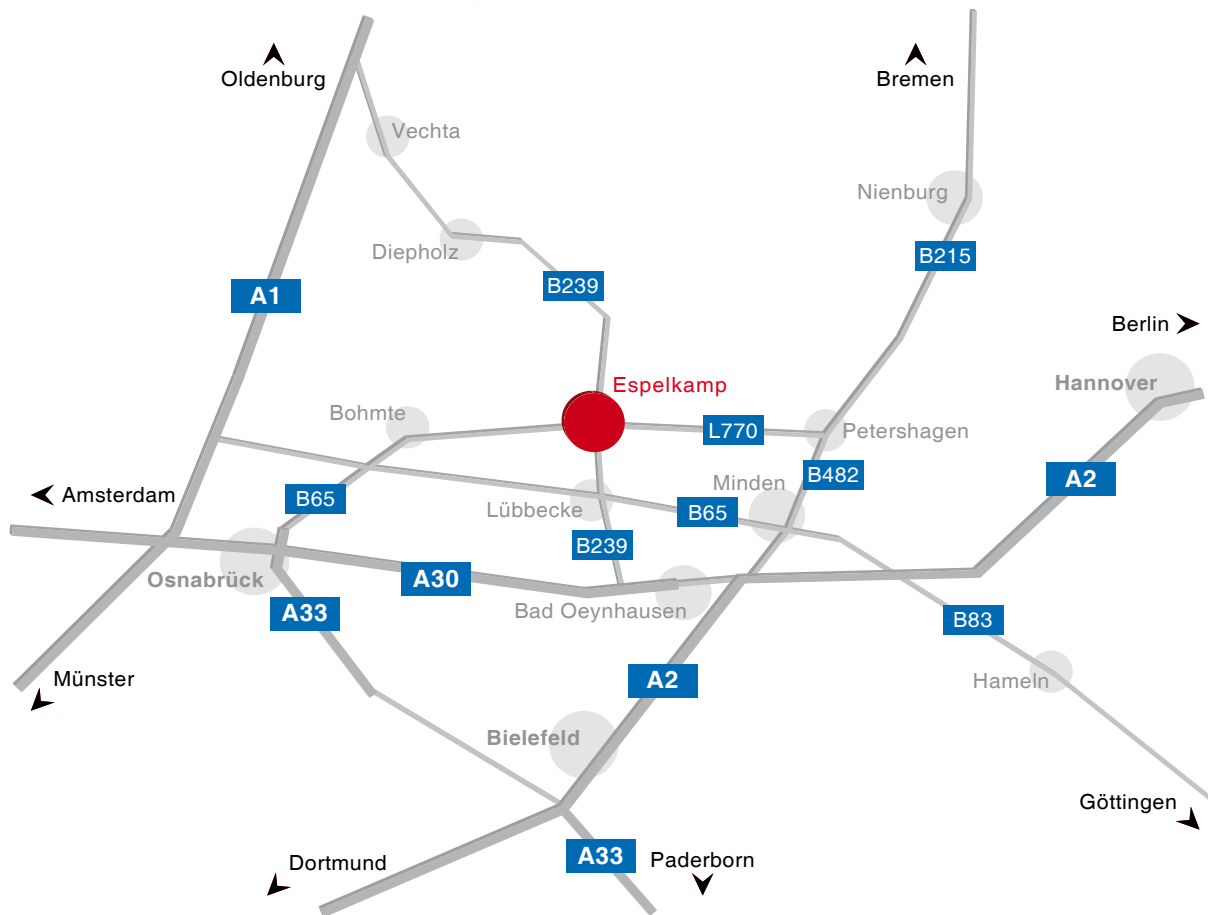


HÜCO[®]
Automotive



2014
ENGINEMANAGEMENT



HÜCO®

HÜCO Automotive GmbH

Eugen-Gerstenmaier-Str. 8
Postfach 12 28
32326 Espelkamp / Germany

Telefon +49 (0) 57 72 / 5 67 - 890
Telefax +49 (0) 57 72 / 5 67 - 985
E-Mail info@hueco.com
Internet www.hueco.com



subject to our guarantee terms
gemäß unseren Bedingungen

TecDoc
CERTIFIED DATA SUPPLIER



Das Unternehmen The Company

Mit mehr als 30 Jahren Erfahrung und einer sich ständig weiterentwickelnden Produktpalette ist HÜCO ein Premium Lieferant für den internationalen Aftermarket geworden.

HÜCO wurde im Jahr 1980 als Hersteller von elektronischen Produkten für die Automobilindustrie gegründet. Als TS 16949 zertifiziertes Unternehmen mit Produktionsstandorten in Deutschland und Indien, beliefert HÜCO seit Jahren erfolgreich OE- und OES- Kunden auf der ganzen Welt. Ein Schwerpunkt von HÜCO ist aber schon immer der unabhängige Ersatzteilemarkt gewesen, der bei HÜCO mehr als 60% des Umsatzes ausmacht. Mehr als 60% der HÜCO Produkte werden exportiert und an den Großhandel in nahezu alle Länder der Erde verkauft.

Die elektronischen Komponenten in einem heutigen KFZ können als die zentrale CPU der gesamten Steuerung eines Fahrzeuges gesehen werden. Elektrische und elektronische Komponenten haben heute einen Wertanteil von etwa 30% an einem Personenwagen. Dies führt im Grunde zu einem „Computer auf Rädern“ und zu Werkstätten, die sich mit stetig wachsenden Anforderungen und immer komplexeren Problemen auseinandersetzen müssen. Mit dieser endlosen Steigerung von elektronischen Funktionen und Komponenten, welche auch die Menge der möglichen Fehlfunktionen erhöht, wird ein Spezialist im Fachhandel notwendig, der die richtige Produktpalette führt und den technischen Hintergrund mitbringt: Dieser Spezialist ist HÜCO.

Anfang 2012 wurde HÜCO von der Hitachi Automotive Systems Europe GmbH erworben. Hitachi ist ein Weltmarktführer in verschiedenen Bereichen der Wirtschaft mit einem Gesamtumsatz von 9 Milliarden Dollar. Ein Bereich hiervon ist der Automotive Bereich. Dieser strategische Schritt führt dazu, dass Hitachi seine europäischen Aftermarket Aktivitäten erheblich ausbauen und stärken konnte. Innerhalb des Hitachi-Konzerns bleibt HÜCO als eigenständiges Unternehmen bestehen und ist heute das Kompetenzzentrum für alle Hitachi EMEA (Europa, Naher Osten und Afrika) Aktivitäten im Aftermarket.

Hierdurch ist HÜCO offizieller und exklusiver Lieferant von Hitachi OE-Produkten für den Aftermarket. Viele Produktgruppen, die bisher nicht im Aftermarket erhältlich waren, können nun über HÜCO gekauft werden.

Durch eine 2014 eingeführte Zwei-Marken-Strategie werden nun auch ausgewählte Produkte unter der Marke Hitachi in den Aftermarket verkauft.

HÜCO Kunden profitieren von zwei starken und attraktiven Marken, einem zuverlässigen Partner mit stets qualitativollen Produkten und einem ständig wachsenden Produktportfolio.

Produkte, Service und Qualität tragen damit den Erfolg von HÜCO Automotive. Denn unser Erfolg ist der Erfolg unserer Kunden.

Qualität schenkt Erfolg.

Hinweis

Die in den HÜCO Katalogen, CD-Rom und im Internet angegebenen OE Namen und Nummern dienen ausschließlich dem Vergleich. HÜCO übernimmt keine Garantie für die Richtigkeit der angegebenen Nummern und Anwendungen.

Bilder und Zeichnungen entsprechen nicht in allen Fällen den zugeordneten Beschreibungen. Technische Änderungen vorbehalten.

With more than 30 years experience and a continually evolving product range HÜCO has become a premium supply partner for the international automotive aftermarket.

HÜCO was founded back in 1980 as a manufacturer of electronic products for the automotive industry. As a TS 16949 certified company, with manufacturing locations in Germany and India, HÜCO has successfully supplied OE and OES customers throughout the world for many years. A primary focus of HÜCO's has however always been the independent aftermarket, which accounts for more than 60% of HÜCO's sales. In total, more than 75% of HÜCO's products are exported to regular buying wholesale customers located in nearly every country on the globe.

The electronic components within a modern car today can be considered the central CPU of the entire control of a vehicle. Electrical and electronic components today account for nearly 30% of the value of a passenger car. This leads to a car basically becoming a "computer on wheels". It also leads to garages and work stations having ever growing demands and complex problems to take care of. With the endless increase of electronic functions and components also the amount of possible malfunctions increases; thus leading to the necessity of having a dedicated specialist supplier with the right product range and technical background – HÜCO.

In the beginning of 2012, HÜCO was acquired by Hitachi Automotive Systems Europe GmbH, the European branch of Hitachi Automotive Systems of Japan. Hitachi is a world market leader in various fields of business, one of them being automotive with a group wide turnover of more than 9 Billion US\$. This strategic move has allowed to greatly strengthen its European aftermarket activities. Within the Hitachi group, HÜCO remains as an independent company and is now the European competence centre for all of Hitachi's EMEA (Europe, Middle East, Africa) aftermarket operations.

With this new situation, HÜCO is the official and exclusive supplier of Hitachi original products to the aftermarket. This allows for many totally new products and even product groups to be purchased via HÜCO, as these have not been available to the aftermarket until now. Furthermore, select products are now being made available in the Hitachi brand, which was previously also not officially available in Europe.

Having both the HÜCO and Hitachi brands available allows HÜCO costumers to profit from a reliable partner with a reputation of high quality and an ever increasing product portfolio.

Products, services and quality thus contributing to the success of HÜCO Automotive. Because our success is the success of our costumers.

Quality brings success.

Disclaimer

The information provided in the HÜCO catalogue, CD-Rom and in the Internet is for reference only. HÜCO assumes no responsibility for the correctness of the indicated OE names and numbers and applications.

Photos and drawings do not always correspond to the descriptions they are assigned to. Subject to technical modification.

Con più di trent'anni di esperienza e una gamma di prodotti in continua evoluzione, HÜCO è diventato un fornitore Premium per l'aftermarket internazionale.

HÜCO è stata fondata nel 1980 ed ha iniziato la sua attività come costruttore di prodotti elettronici per l'industria dell'auto.

La società è certificata secondo lo standard di qualità per l'automotive ISO/TS 16949 con siti di produzione in Germania ed India. Da anni fornisce, con successo, Clienti OE e OES in tutto il mondo. HÜCO, da sempre, si dedica con particolare attenzione al mercato del ricambio indipendente, che rappresenta oltre il 60 % del proprio fatturato. La commercializzazione dei prodotti HÜCO avviene tramite Distributori in quasi tutti i paesi del mondo, con una attività di vendita della gamma dei suoi prodotti che supera il 60%.

Le nuove tecnologie a bordo auto, in particolare per la gestione e controllo motore con numerosi componenti elettrici ed elettronici gestiti e coordinati da una CPU, portano a considerare la vettura un "computer" su ruote. Detti componenti rappresentano il 30% dell'insieme del motore e del controllo auto. Queste nuove tecnologie, in continuo sviluppo, sia di controllo che di funzioni, e in continuo aumento anche nei componenti, producono un possibile aumento di malfunzionamenti del sistema motore e non solo. Alla luce di questa evoluzione si rende necessario avere uno "specialista competente" che dispone della gamma dei prodotti e delle conoscenze e competenze tecnologiche: questo specialista è HÜCO.

All'inizio dell'anno 2012 HÜCO è stata acquistata dalla Hitachi Automotive Systems Europe GmbH.

Hitachi, con un fatturato totale di 9 (nove) miliardi di dollari, è leader in diversi settori dell'economia mondiale. Uno di questi settori è l'automotive. Questo passo strategico ha fatto in modo che Hitachi abbia potuto incrementare e rafforzare notevolmente la propria attività nell'aftermarket europeo. HÜCO, all'interno del gruppo Hitachi, rimane un'azienda autonoma e rappresenta, oggi, il centro di competenza per tutte le attività dell'aftermarket di Hitachi nel mercato EMEA (Europa, Medio Oriente ed Africa). Con questa evoluzione HÜCO è diventato fornitore esclusivo ed ufficiale di prodotti OE di Hitachi per il mercato del ricambio. Tanti gruppi di prodotti che finora non erano reperibili nell'aftermarket, ora possono essere acquisiti tramite HÜCO.

Tramite la strategia dei "Due-Marchi", introdotta nel 2014, HÜCO propone agli operatori dell'autoricambio due brand forti e affidabili, confermandosi un valido Partner per l'alta qualità dei prodotti e della loro gamma in continuo sviluppo e ampliamento. Ora, con questa unione sono disponibili per l'aftermarket due linee di prodotto tramite un solo fornitore. I clienti HÜCO possono cogliere tutti i vantaggi di questa unione; un solo Partner affidabile, per le loro esigenze operative, con due marchi di prodotto in continua evoluzione e un portfolio in continuo aumento.

Prodotti, Qualità, Competitività e Servizio sono le armi che confermano il successo di HÜCO Automotive. Il nostro successo è il successo dei nostri clienti.

La Qualità regala il successo.

Informazione:

Dati, nomi e numeri indicati su cataloghi, CD-Rom e Internet sono forniti, esclusivamente, per il confronto. HÜCO non si assume alcuna responsabilità, per errori riconoscibili o di stampa palesi, non garantisce per errori di riferimenti ed applicazioni, che rientrano nell'obbligo di diligenza dell'utente. Foto e disegni non corrispondono, in tutti i casi, alle descrizioni associate. Con riserva di modifiche tecniche.

Fort de plus de 30 ans d'expérience et d'une palette de produits en développement constant, HÜCO est devenu l'un des fournisseurs haut de gamme sur le marché des pièces détachées pour véhicules.

L'entreprise HÜCO a été créée en 1980 pour la fabrication de produits électroniques destinés à l'industrie automobile. Certifiée TS 16949 avec des sites de production en Allemagne et en Inde, HÜCO approvisionne avec succès depuis des années déjà ses clients OE et OES dans le monde entier. Néanmoins, HÜCO a toujours été traditionnellement orienté vers le marché des pièces de rechange indépendant, qui représente plus de 60% de son chiffre d'affaires. Plus de 60% des produits HÜCO sont exportés et vendus aux grossistes de la quasi-totalité des pays du globe.

Les composants électroniques automobiles actuels peuvent être considérés comme l'unité centrale servant au pilotage de l'ensemble de chaque véhicule. De nos jours, les composants électriques et électroniques représentent 30% environ de la valeur d'une voiture particulière. Ceci engendre en quelque sorte un «ordinateur sur roues» et des ateliers d'automobiles qui doivent faire face à des exigences sans cesse croissantes et à des problèmes de plus en plus complexes. Du fait du déploiement continu des fonctions et composants électroniques, qui a pour effet d'augmenter le nombre d'erreurs de fonctionnement possibles, il devient nécessaire de faire appel à un spécialiste du marché spécialisé, qui propose la gamme de produits la mieux adaptée et apporte la compétence technique requise : ce spécialiste, c'est HÜCO.

Début 2012, HÜCO a été rachetée par Hitachi Automotive Systems Europe GmbH.

Hitachi est l'un des leaders mondiaux dans différents secteurs de l'économie, avec un chiffre d'affaires consolidé de 9 milliards de dollars. Le secteur automobile en fait partie. Cette étape stratégique a permis à Hitachi d'étendre et de renforcer considérablement ses activités sur le marché de seconde monte. L'entreprise HÜCO conserve son indépendance dans le groupe Hitachi et représente aujourd'hui le centre de compétence pour toutes les activités EMEA (Europe, Proche-Orient et Afrique) d'Hitachi sur le marché de seconde monte. De ce fait, HÜCO est le fournisseur officiel et exclusif de produits OE pour le marché de seconde monte. Il est dorénavant possible de se procurer chez HÜCO de nombreux groupes de produits, jusque-là non disponibles sur le marché de seconde monte.

La stratégie mise en œuvre en 2014, basée sur deux marques, permet maintenant de vendre des produits sélectionnés sous la marque Hitachi, sur le marché de seconde monte.

Les clients HÜCO bénéficient de deux marques fortes et attrayantes et d'un partenaire fiable qui leur propose toujours des articles de qualité et une gamme de produits en croissance continue.

Ainsi, les produits, les services et la qualité contribuent au succès de HÜCO Automotive. Car notre réussite est celle de nos clients

La qualité est la clé du succès.

Remarque

Les noms et références EO spécifiés dans les catalogues, CD-Rom HÜCO et sur Internet sont exclusivement fournis à titre comparatif. HÜCO n'assume aucune garantie pour l'exactitude des références et applications spécifiées.

Les photos et dessins ne correspondent pas toujours aux descriptions qui leur sont affectées. Sous réserve de modifications techniques.

Informationssysteme

HÜCO hält eine Vielzahl von Informationssystemen für Sie bereit, mit deren Hilfe Sie sowohl einen Überblick über das komplette Produktprogramm, als auch über produktspezifische Informationen erhalten.

Der direkte Draht

Ein Anruf, eine Anfrage per Fax oder eMail genügen und Sie bekommen schnellstmöglich eine Antwort auf alle Fragen zu den Liefermöglichkeiten oder den HÜCO Produkten.

Internet

Schnell und immer aktuell - so stellt sich die Homepage der HÜCO dar. Wir informieren Sie über unsere Produkte und das Unternehmen. Im Bereich des Online Katalogs haben wir umfangreiche Suchmöglichkeiten für Sie implementiert.

Information systems

HÜCO offers you a variety of information systems that give you not only an overview of our complete product range but also contain specific information on our products.

Direct line

Just give us a call, send us a fax or email and we will respond to your queries regarding the HÜCO product range or delivery times as quickly as possible.

Internet

Our homepage is fast and up-to-date . We inform you about our products and the company. Our online catalogue has extensive search options.

www.hueco.com

TecDoc
CERTIFIED DATA SUPPLIER

Printmedien

Verschiedene Kataloge und Flyer geben Ihnen einen Überblick über die unterschiedlichen Produktlinien im Bereich der Fahrzeugelektronik.

Promotional Material

A variety of catalogues and brochures provide information about the different product lines in the automotive electronic range.



Inhalt Contents

	Seite/Page
Nummernverzeichnis Reference List	7-10
Nummernvergleichsliste Cross Reference List	11-29
Zündspulen Ignition Coils	30-93
Zündmodule Ignition Modules	94-109
Impulsgeber Transmitters	110-111
Hochdruckpumpen High Pressure Pumps	112-118
Einspritzventile Fuel Injectors	119-126
AGR-Ventile EGR-Valves	127-132
Drosselklappenstutzen Throttle Bodies	133-140
Leerlaufregelventile Idle Speed Control Valves	141-151
Anwendungsliste Cross Reference List	152-281
Allgemeine Verkaufs- und Lieferbedingungen / Garantiebedingungen 04/2013 Sales and Supply Conditions / Guarantee Terms 04/2013	282-287

Nummernverzeichnis Reference List

HÜCO-NO.	Seite Page	HÜCO-NO.	Seite Page	HÜCO-NO.	Seite Page
133058	118	133824	40	133861	50
133059	118	133825	40	133862	50
133060	115	133826	41	133863	51
133061	115	133827	41	133864	51
133062	115	133828	41	133865	51
133063	115	133829	42	133866	52
133064	116	133830	42	133867	52
133065	116	133831	42	133868	52
133066	116	133832	42	133869	52
133067	116	133833	43	133870	53
133068	117	133834	43	133871	53
133069	117	133835	43	133872	53
133070	117	133836	44	133873	53
133071	117	133837	44	133874	54
133072	118	133838	44	133875	54
133800	33	133839	45	133876	54
133801	33	133840	45	133877	54
133802	34	133841	45	133878	55
133803	34	133842	45	133879	55
133804	34	133843	46	133880	55
133805	35	133844	46	133881	55
133806	35	133845	46	133882	56
133807	36	133846	46	133883	56
133809	36	133847	47	133884	56
133810	36	133848	47	133885	56
133811	37	133849	47	133886	57
133812	37	133850	47	133887	57
133813	37	133851	48	133888	57
133814	38	133852	48	133889	57
133815	38	133853	48	133890	58
133816	38	133854	48	133891	58
133817	38	133855	49	133892	58
133818	39	133856	49	133893	58
133819	39	133857	49	133894	59
133820	39	133858	49	133895	59
133821	40	133859	50	133896	59
133822	40	133860	50	133897	59

Nummernverzeichnis

Reference List

HÜCO-NO.	Seite Page	HÜCO-NO.	Seite Page	HÜCO-NO.	Seite Page
133898	60	134000	69	138033	103
133901	60	134001	69	138034	103
133902	60	134002	69	138043	104
133903	60	137100	122	138045	104
133906	61	137101	122	138050	104
133907	61	137102	122	138052	105
133908	61	137103	122	138055	105
133909	61	137104	123	138064	105
133910	62	137105	123	138065	105
133911	62	137106	123	138068	106
133912	62	137107	123	138069	106
133913	62	137108	124	138076	106
133914	63	137111	124	138077	106
133915	63	137114	124	138082	107
133916	63	137117	124	138083	107
133917	63	137118	125	138089	107
133918	64	137119	125	138093	107
133919	64	137120	125	138099	109
133921	64	137121	125	138151	110
133922	64	137122	126	138152	110
133923	65	137123	126	138154	110
133924	65	137124	126	138156	111
133925	65	137125	126	138191	111
133926	65	138001	97	138192	111
133927	66	138002	98	138401	108
133928	66	138004	99	138403	108
133929	66	138005	99	138415	70
133930	66	138007	99	138416	70
133931	67	138012	100	138419	70
133932	67	138013	100	138420	108
133933	67	138015	101	138425	71
133934	67	138019	101	138430	71
133935	68	138025	101	138434	71
133936	68	138026	102	138435	71
133937	68	138027	102	138437	72
133938	68	138028	102	138438	72
133939	69	138031	103	138440	72

Nummernverzeichnis

Reference List

HÜCO-NO.	Seite Page	HÜCO-NO.	Seite Page	HÜCO-NO.	Seite Page
138441	72	138673	144	138718	76
138451	109	138674	145	138728	77
138470	109	138675	145	138729	77
138472	109	138676	145	138730	77
138483	130	138677	145	138732	78
138484	130	138678	146	138735	78
138485	130	138679	146	138736	78
138486	130	138680	146	138738	78
138487	131	138681	146	138739	79
138488	131	138682	147	138750	79
138489	131	138683	147	138751	79
138491	131	138684	147	138752	79
138492	132	138685	147	138754	80
138493	132	138686	148	138756	80
138535	136	138687	148	138757	80
138536	136	138688	148	138758	80
138537	136	138689	148	138759	81
138538	136	138690	149	138760	81
138539	137	138691	149	138761	81
138540	137	138692	149	138762	81
138541	137	138693	149	138764	82
138542	137	138694	150	138765	82
138543	138	138695	150	138766	82
138544	138	138701	73	138768	82
138545	138	138702	73	138780	83
138546	138	138704	73	138781	83
138547	139	138705	73	138790	83
138548	139	138708	74	138793	84
138549	139	138709	74	138800	84
138550	139	138710	74	138801	85
138551	140	138711	75	138802	85
138552	140	138712	75	138803	85
138553	140	138713	75	138804	86
138554	140	138714	75	138805	86
138670	144	138715	76	138806	86
138671	144	138716	76	138808	86
138672	144	138717	76	138809	87

Nummernvergleichsliste

Cross Reference List

Hersteller Manufacturer	Original No.	HÜCO-No.	Seite Page	Hersteller Manufacturer	Original No.	HÜCO-No.	Seite Page
ALFA ROMEO	705786	138001	97	AUDI	867905352	138701	73
ALFA ROMEO	7793212	133840	45	AUDI	867905352	138007	99
ALFA ROMEO	46403328	133865	51	AUDI	867905352	138077	106
ALFA ROMEO	46410164	138430	71	AUDI	893905105	138050	104
ALFA ROMEO	46467542	133829	42	AUDI	0036905100A	133807	36
ALFA ROMEO	46469863	133861	50	AUDI	0036905715E	133807	36
ALFA ROMEO	46548037	138730	77	AUDI	00A905105	133814	38
ALFA ROMEO	46755605	133841	45	AUDI	021905106A	138434	71
ALFA ROMEO	60558152	138793	84	AUDI	021905106A	138708	74
ALFA ROMEO	60562702	138403	108	AUDI	021905106B	138437	72
ALFA ROMEO	60750065	138001	97	AUDI	021905106B	138708	74
ALFA ROMEO	60800100	138754	80	AUDI	021905106C	138437	72
ALFA ROMEO	60805420	138730	77	AUDI	021905106C	138708	74
ALFA ROMEO	60809492	138730	77	AUDI	032905106B	138425	71
ALFA ROMEO	60809606	138793	84	AUDI	032905106B	138704	73
ALFA ROMEO	71753911	133864	51	AUDI	032905106B	138420	108
ALFA ROMEO	76487970	138793	84	AUDI	032905106D	138425	71
ALFA ROMEO	605042880	138001	97	AUDI	036905100A	133807	36
ALFA ROMEO	605229970	138001	97	AUDI	036905100B	133807	36
ALFA ROMEO	605581530	138401	108	AUDI	036905100C	133807	36
ALFA ROMEO	116976507901	138001	97	AUDI	036905100D	133807	36
ALFA ROMEO	542162000000	138001	97	AUDI	036905715A	133807	36
ALFA-ROMEO	7793212	133840	45	AUDI	036905715C	133807	36
ALFA-ROMEO	46467542	133829	42	AUDI	036905715E	133807	36
ALFA-ROMEO	46755605	133841	45	AUDI	03C127025R	133060	115
ALFA-ROMEO	60558152	138793	84	AUDI	03C127025T	133062	115
ALFA-ROMEO	60805420	138730	77	AUDI	058905101A	138435	71
ALFA-ROMEO	60809492	138730	77	AUDI	058905105A	138435	71
ALFA-ROMEO	60809606	138793	84	AUDI	06A905097	138438	72
AUDI	311740	138704	73	AUDI	06A905104	138438	72
AUDI	4028149	138419	70	AUDI	06A905115	133806	35
AUDI	21905106	138434	71	AUDI	06A905115A	133806	35
AUDI	21905106	138708	74	AUDI	06A905115B	133806	35
AUDI	31088001	138434	71	AUDI	06A905115C	133806	35
AUDI	31088001	138708	74	AUDI	06A905115D	133806	35
AUDI	32905106	138425	71	AUDI	06B905115	133828	41
AUDI	32905106	138425	71	AUDI	06B905115B	133828	41
AUDI	32905106	138704	73	AUDI	06B905115E	133828	41
AUDI	32905106	138704	73	AUDI	06B905115G	133806	35
AUDI	32905106	138420	108	AUDI	06B905115H	133806	35
AUDI	36905715	133807	36	AUDI	06B905115J	133806	35
AUDI	36905715	133807	36	AUDI	06B905115L	133806	35
AUDI	40100022	138704	73	AUDI	06B905115N	133806	35
AUDI	40100022	138704	73	AUDI	06B905115R	133806	35
AUDI	47905115	138419	70	AUDI	06B905115S	133806	35
AUDI	58905101	133805	35	AUDI	06B905116J	133806	35
AUDI	58905101	133805	35	AUDI	06B905117L	133806	35
AUDI	58905105	133805	35	AUDI	06C905115L	133834	43
AUDI	78905101	138440	72	AUDI	06C905115N	133834	43
AUDI	78905104	138440	72	AUDI	06D905115K	133835	43
AUDI	191905351	138004	99	AUDI	06D905115L	133835	43
AUDI	211905351	138002	98	AUDI	06E127025G	133063	115
AUDI	221603009	138704	73	AUDI	06E127025Q	133072	118
AUDI	357905104	138701	73	AUDI	06E905115	133831	42
AUDI	357905105	138701	73	AUDI	06E905115A	133831	42
AUDI	701905104	138416	70	AUDI	06E905115E	133831	42
AUDI	701905104	138701	73	AUDI	06E906036C	137124	126
AUDI	867905104	138415	70	AUDI	06E906036E	137123	126
AUDI	867905104	138419	70	AUDI	06F127025B	133064	116
AUDI	867905104	138701	73	AUDI	06F127025D	133061	115
AUDI	867905104	138077	106	AUDI	06F127025F	133064	116
AUDI	867905352	138415	70	AUDI	06F127025H	133064	116

Nummernvergleichsliste Cross Reference List

Hersteller Manufacturer	Original No.	HÜCO-No.	Seite Page	Hersteller Manufacturer	Original No.	HÜCO-No.	Seite Page
AUDI	06F127025J	133064	116	AUDI	867905105A	138415	70
AUDI	06F127025K	133064	116	AUDI	867905105A	138701	73
AUDI	06F905115A	133836	44	AUDI	893905105E	138050	104
AUDI	06F905115B	133836	44	AUDI	8A0905105	138050	104
AUDI	06F905115C	133836	44	AUDI	8D0905105	138050	104
AUDI	06F905115E	133836	44	AUDI	8D0905351	138055	105
AUDI	06F905115F	133836	44	AUDI	X03967837	138012	100
AUDI	06F905115G	133836	44	BMW	1317232	133811	37
AUDI	06J127025F	133070	117	BMW	1402440	133811	37
AUDI	077905115B	133845	46	BMW	1402713	133811	37
AUDI	077905115C	133845	46	BMW	1404102	133811	37
AUDI	077905115E	133845	46	BMW	1404309	133804	34
AUDI	077905115F	133845	46	BMW	1703227	133804	34
AUDI	077905115H	133845	46	BMW	1703228	133804	34
AUDI	077905115K	133845	46	BMW	1703359	133811	37
AUDI	077905115P	133845	46	BMW	1703360	133811	37
AUDI	077905115Q	133845	46	BMW	1703825	133804	34
AUDI	077905115T	133845	46	BMW	1712219	133825	40
AUDI	078905101A	138441	72	BMW	1712223	133825	40
AUDI	078905101C	138441	72	BMW	1720166	133811	37
AUDI	079127025E	133067	116	BMW	1726176	133811	37
AUDI	079127025G	133065	116	BMW	1726177	133811	37
AUDI	079127025H	133067	116	BMW	1726178	133811	37
AUDI	079127025J	133065	116	BMW	1727108	133811	37
AUDI	079127026D	133068	117	BMW	1730520	133811	37
AUDI	079127026F	133066	116	BMW	1730765	133811	37
AUDI	079127026H	133068	117	BMW	1730766	133811	37
AUDI	079127026J	133066	116	BMW	1731884	133811	37
AUDI	079906036C	137125	126	BMW	1734468	133811	37
AUDI	07C905115J	133830	42	BMW	1748017	133804	34
AUDI	07K905715	133836	44	BMW	1748018	133804	34
AUDI	07K905715A	133836	44	BMW	1748394	133811	37
AUDI	07K905715C	133836	44	BMW	1748395	133811	37
AUDI	07K905715D	133836	44	BMW	1777666	133811	37
AUDI	07K905715E	133836	44	BMW	7542075	133058	118
AUDI	07L127026E	133069	117	BMW	7551260	133825	40
AUDI	191905351A	138004	99	BMW	9066468	133811	37
AUDI	191905351B	138004	99	BMW	1214244089	138002	98
AUDI	191905351C	138004	99	BMW	1214244191	138002	98
AUDI	211905351A	138002	98	BMW	1214244226	138002	98
AUDI	211905351B	138002	98	BMW	1214244481	138002	98
AUDI	211905351D	138002	98	BMW	11327542075	133058	118
AUDI	211905351E	138002	98	BMW	12131317232	133811	37
AUDI	330905115A	138705	73	BMW	12131317585	133811	37
AUDI	443905105C	138050	104	BMW	12131402440	133811	37
AUDI	443905105D	138050	104	BMW	12131402713	133811	37
AUDI	443905105E	138050	104	BMW	12131404102	133811	37
AUDI	4A0905105	138050	104	BMW	12131404309	133804	34
AUDI	4A0905105B	138050	104	BMW	12131487707	138820	89
AUDI	4A0905351	138052	105	BMW	12131703227	133804	34
AUDI	4A0905351A	138052	105	BMW	12131703228	133804	34
AUDI	4D0905351	138055	105	BMW	12131703359	133811	37
AUDI	4D0997351	138055	105	BMW	12131703825	133804	34
AUDI	6N0905104	138419	70	BMW	12131712219	133825	40
AUDI	6N0905104	138702	73	BMW	12131712223	133825	40
AUDI	6N0905104	138419	70	BMW	12131720166	133811	37
AUDI	701905104A	138416	70	BMW	12131726176	133811	37
AUDI	701905104A	138701	73	BMW	12131726177	133811	37
AUDI	867905104A	138415	70	BMW	12131726178	133811	37
AUDI	867905104A	138419	70	BMW	12131727108	133811	37
AUDI	867905104A	138701	73	BMW	12131729842	133811	37
AUDI	867905104A	138077	106	BMW	12131730502	133811	37

Nummernvergleichsliste

Cross Reference List

Hersteller Manufacturer	Original No.	HÜCO-No.	Seite Page	Hersteller Manufacturer	Original No.	HÜCO-No.	Seite Page
BMW	12131730765	133811	37	CITROËN	594560	138001	97
BMW	12131730766	133811	37	CITROËN	596319	133817	38
BMW	12131731134	133811	37	CITROËN	596319	133818	39
BMW	12131731884	133811	37	CITROËN	597043	138754	80
BMW	12131734468	133811	37	CITROËN	597045	138752	79
BMW	12131748017	133804	34	CITROËN	597048	138760	81
BMW	12131748018	133804	34	CITROËN	597049	138756	80
BMW	12131748394	133811	37	CITROËN	597053	138793	84
BMW	12131748395	133811	37	CITROËN	597055	133859	50
BMW	12131777666	133811	37	CITROËN	597056	133820	39
BMW	12137510738	138820	89	CITROËN	597057	133862	50
BMW	12137551049	133875	54	CITROËN	597060	138760	81
BMW	12137551260	133825	40	CITROËN	597064	133875	54
BMW	12137562744	133875	54	CITROËN	597070	138760	81
BMW	12137571643	133875	54	CITROËN	597072	133817	38
BMW	12137571644	133876	54	CITROËN	597073	133821	40
BMW	12137582627	133876	54	CITROËN	597073	133821	40
BMW	12137594935	133876	54	CITROËN	597074	133817	38
BMW	12137594937	133875	54	CITROËN	597075	133883	56
BMW	12137638477	133876	54	CITROËN	597077	133803	34
BMW	12137703359	133811	37	CITROËN	597078	133818	39
BMW	12139066468	133811	37	CITROËN	597079	133818	39
BMW	12139067830	133804	34	CITROËN	597080	133819	39
BMW	12141244089	138002	98	CITROËN	597084	133843	46
BMW	12141244191	138002	98	CITROËN	597085	133854	48
BMW	12141244226	138002	98	CITROËN	597087	133842	45
BMW	12141244477	138002	98	CITROËN	597088	133846	46
BMW	12141244481	138002	98	CITROËN	597090	133818	39
BMW	12141266702	138001	97	CITROËN	597094	133803	34
BMW	12141273217	138001	97	CITROËN	597097	133818	39
BMW	12141273298	138001	97	CITROËN	597098	133883	56
BMW	12141274698	138001	97	CITROËN	2526086	133862	50
BMW	12141287757	138093	107	CITROËN	9662288	138756	80
BMW	12141461441	138401	108	CITROËN	91504912	138001	97
BMW	12141466333	138001	97	CITROËN	91506338	138001	97
BMW	12141705607	138093	107	CITROËN	94531304	138005	99
BMW	12141705608	138093	107	CITROËN	96010513	138754	80
BMW	12141706439	138093	107	CITROËN	96035284	138752	79
BMW	1726178B	133811	37	CITROËN	96048070	138012	100
BMW	1731134B	133811	37	CITROËN	96062288	138730	77
BMW	1731178B	133811	37	CITROËN	96062288	138756	80
BMW	XXX7562745	133876	54	CITROËN	96073612	138401	108
CADILLAC	12583514	133864	51	CITROËN	96074054	138760	81
CADILLAC	12613051	133864	51	CITROËN	96165970	138760	81
CADILLAC	12613057	133864	51	CITROËN	96211048	133871	53
CADILLAC	12629037	133864	51	CITROËN	96213086	133820	39
CHEVROLET	96566260	138816	88	CITROËN	96213181	133859	50
CHRYSLER	5098138AA	138709	74	CITROËN	96228897	138760	81
CHRYSLER	A50633880	138001	97	CITROËN	96246755	133817	38
CHRYSLER	DMB833	138868	92	CITROËN	96281585	133817	38
CHRYSLER	MD112479	138472	109	CITROËN	96292106	133821	40
CHRYSLER	MD164475	138472	109	CITROËN	96358649	133818	39
CHRYSLER	MD607814	138069	106	CITROËN	96362683	133803	34
CHRYSLER	MD611384	138069	106	CITROËN	96363378	133819	39
CHRYSLER	T1031135	138750	79	CITROËN	97522875	138001	97
CITROËN	592790	138001	97	CITROËN	97522876	138001	97
CITROËN	594502	138001	97	CITROËN	97530125	138001	97
CITROËN	594503	138001	97	CITROËN	97530780	138754	80
CITROËN	594545	138005	99	CITROËN	97531304	138005	99
CITROËN	594551	138012	100	CITROËN	97532831	138001	97
CITROËN	594554	138401	108	CITROËN	97533831	138001	97
CITROËN	594555	138005	99	CITROËN	7910035100	138001	97

Nummernvergleichsliste Cross Reference List

Hersteller Manufacturer	Original No.	HÜCO-No.	Seite Page	Hersteller Manufacturer	Original No.	HÜCO-No.	Seite Page
CITROËN	9150491280	138001	97	FIAT	7746151	138732	78
CITROËN	9150494480	138001	97	FIAT	7753777	138732	78
CITROËN	9150633880	138001	97	FIAT	7778982	138430	71
CITROËN	9453130480	138005	99	FIAT	7789346	138739	79
CITROËN	9604807080	138012	100	FIAT	7793212	133840	45
CITROËN	9607361280	138401	108	FIAT	7793212	133840	45
CITROËN	9616597080	138730	77	FIAT	9612955	138013	100
CITROËN	9616597080	138756	80	FIAT	9940095	138082	107
CITROËN	9628158580	133817	38	FIAT	9940429	138191	111
CITROËN	9633001580	133803	34	FIAT	9941720	138192	111
CITROËN	9634131480	133883	56	FIAT	46403328	133865	51
CITROËN	9651710680	133854	48	FIAT	46446039	138739	79
CITROËN	9664401880	133803	34	FIAT	46460582	133849	47
CITROËN	9752287580	138001	97	FIAT	46467542	133829	42
CITROËN	9753012580	138001	97	FIAT	46469863	133861	50
CITROËN	9753283180	138001	97	FIAT	46472440	138739	79
CITROËN	5970A0	133842	45	FIAT	46473849	133926	65
CITROËN	5970A1	133862	50	FIAT	46480361	138739	79
CITROËN	5970A2	133820	39	FIAT	46543562	138730	77
CITROËN	5970A5	133843	46	FIAT	46548037	138730	77
CITROËN	5970A8	133818	39	FIAT	46752948	138878	93
CITROËN	5970A9	133817	38	FIAT	46755605	133841	45
CITROËN	96 517 106 80	133854	48	FIAT	46777286	133827	41
CITROËN	V756274480	133875	54	FIAT	46777288	133801	33
CITROËN	V757164380	133875	54	FIAT	46790073	138730	77
CITROËN	V759493780	133875	54	FIAT	55180004	133827	41
DACIA	6001543604	138764	82	FIAT	60504288	138001	97
DACIA	7700274008	138764	82	FIAT	60558152	138793	84
DAEWOO	88921374	138805	86	FIAT	60562702	138403	108
DAEWOO	96253555	138816	88	FIAT	60590028	138001	97
DAEWOO	96320818	138850	91	FIAT	60590029	138001	97
DAEWOO	96336522	138850	91	FIAT	60608904	138688	148
DAEWOO	96350585	138805	86	FIAT	60664049	138554	140
DAEWOO	E586A	138805	86	FIAT	60755012	138005	99
DAF	1298429	138001	97	FIAT	60755094	138005	99
DAF	1317809	138002	98	FIAT	60809477	138401	108
DAF	1317820	138001	97	FIAT	60809606	138793	84
DAF	1389939	138002	98	FIAT	71739725	133832	42
DAF	13525840	138012	100	FIAT	71753911	133864	51
DAF	35019215	138013	100	FIAT	71787539	138554	140
DUCATI	38040101B	138730	77	FIAT	76262320	138730	77
EOBUS	1587303	138709	74	FIAT	76487970	138793	84
EOBUS	1587703	138710	74	FIAT	96228897	138760	81
EOBUS	1587803	138709	74	FIAT	605581530	138401	108
FERRARI	115013	138732	78	FIAT	960740548	138760	81
FERRARI	134386	138793	84	FIAT	975301258	138001	97
FERRARI	137511	138401	108	FIAT	9607405480	138760	81
FERRARI	138225	138403	108	FIAT	9616597080	138756	80
FERRARI	46473849	133926	65	FIAT	9622889780	138760	81
FIAT	4460205	138732	78	FIAT	9633001580	133803	34
FIAT	4460205	138732	78	FORD	1008464	138434	71
FIAT	4460206	138754	80	FORD	1008464	138708	74
FIAT	7588435	138732	78	FORD	1008886	138800	84
FIAT	7588435	138732	78	FORD	1008887	138800	84
FIAT	7612955	138013	100	FORD	1018139	138800	84
FIAT	7626232	138730	77	FORD	1018139	138803	85
FIAT	7646975	138732	78	FORD	1018140	138800	84
FIAT	7646975	138732	78	FORD	1025702	138692	149
FIAT	7648797	138793	84	FORD	1066102	138803	85
FIAT	7648798	138401	108	FORD	1067601	138803	85
FIAT	7672018	138730	77	FORD	1075786	138803	85
FIAT	7746151	138732	78	FORD	1111213	138803	85

Nummernvergleichsliste

Cross Reference List

Hersteller Manufacturer	Original No.	HÜCO-No.	Seite Page	Hersteller Manufacturer	Original No.	HÜCO-No.	Seite Page
FORD	1114071	138677	145	FORD	19017114	138802	85
FORD	1115249	138673	144	FORD	297008392	133884	56
FORD	1115250	138674	145	FORD	12029AB	138803	85
FORD	1119835	138803	85	FORD	12029CA	138800	84
FORD	1119835	138811	87	FORD	1F2Z12029AA	138817	89
FORD	1126997	138677	145	FORD	1F2Z12029AC	138817	89
FORD	1130402	138803	85	FORD	1S7E9F715CA	138694	150
FORD	1224925	133852	48	FORD	1S7G12029AB	138803	85
FORD	1314271	133852	48	FORD	1S7G12029AB	138811	87
FORD	1317972	138803	85	FORD	1S7G12029AC	138803	85
FORD	1317972	138811	87	FORD	1S7G12029AC	138811	87
FORD	1319788	138803	85	FORD	1S7Z12029AA	138803	85
FORD	1319788	138809	87	FORD	1S7Z9F715CA	138694	150
FORD	1319788	138811	87	FORD	2W4E12A366AC	133887	57
FORD	1319929	138803	85	FORD	2W4E12A366AD	133887	57
FORD	1322402	133852	48	FORD	2W4Z12029A	133887	57
FORD	1331283	133848	47	FORD	3W7Z12029AA	133893	58
FORD	1350562	138808	86	FORD	4L7E12A366AA	134000	69
FORD	1350567	138809	87	FORD	4L7E12A366AB	134000	69
FORD	1362718	133848	47	FORD	4L7Z12029AB	134000	69
FORD	1371601	133889	57	FORD	4M5G12029ZA	138803	85
FORD	1404981	133884	56	FORD	4M5G12029ZA	138808	86
FORD	1458400	138809	87	FORD	4M5G12029ZB	138808	86
FORD	1459278	138808	86	FORD	4M5G12A366BA	133852	48
FORD	1619343	138811	87	FORD	4M5G12A366BB	133852	48
FORD	1637546	138083	107	FORD	4M5G12A366BC	133852	48
FORD	1649067	138800	84	FORD	4S7G12029AA	138809	87
FORD	1649067	138803	85	FORD	4S7G12029AB	138809	87
FORD	1716750	133884	56	FORD	5F2E12029AB	138817	89
FORD	1953302	138822	90	FORD	5F2Z12029AD	138817	89
FORD	1953306	138822	90	FORD	6E5G12A366AD	133884	56
FORD	3909620	138675	145	FORD	6E5G12A366AE	133884	56
FORD	4010051	138695	150	FORD	6M5G12029AA	133889	57
FORD	4138506	138694	150	FORD	81SF12K059AA	138028	102
FORD	5008049	133887	57	FORD	81SF12K059AB	138028	102
FORD	5008196	138802	85	FORD	81SF12K059BA	138028	102
FORD	6077429	138803	85	FORD	81SF12KA059	138028	102
FORD	6086506	138028	102	FORD	81SF12KA059AB	138028	102
FORD	6109051	138045	104	FORD	83BB12A199B3A	138045	104
FORD	6135656	138028	102	FORD	83SF12K059AA	138028	102
FORD	6153380	138043	104	FORD	84SF12K057AA	138043	104
FORD	6153451	138005	99	FORD	84SF12K058AA	138043	104
FORD	6156582	138012	100	FORD	84SF12K059AA	138043	104
FORD	6159437	138005	99	FORD	84SF12K067BA	138005	99
FORD	6181956	138800	84	FORD	84SF12K059A	138043	104
FORD	6383157	138801	85	FORD	86AB12K064AA	138012	100
FORD	6464929	138684	147	FORD	86BF12K062A	138005	99
FORD	6489415	138802	85	FORD	86BF12K062AA	138005	99
FORD	6503277	138800	84	FORD	87TF9F715CB	138693	149
FORD	6503278	138800	84	FORD	88F12029A1A	138800	84
FORD	6503279	138800	84	FORD	88SF12029A1A	138800	84
FORD	6503280	138800	84	FORD	88SF12029A2A	138800	84
FORD	6503280	138803	85	FORD	88SF12029AA	138800	84
FORD	6503377	138800	84	FORD	89BF12024A1B	138800	84
FORD	6617092	138689	148	FORD	8SF12029A1A	138800	84
FORD	6630365	138802	85	FORD	90TF12029A1A	138801	85
FORD	6631855	138693	149	FORD	919F12029AA	138802	85
FORD	6860288	138800	84	FORD	91XF9F715BA	138684	147
FORD	6860289	138800	84	FORD	928F12029CA	138800	84
FORD	6958305	138802	85	FORD	928F9F715AE	138689	148
FORD	7212143	138675	145	FORD	938F12024DA	138800	84
FORD	19017113	138801	85	FORD	95VW12029AA	138434	71

Nummernvergleichsliste

Cross Reference List

Hersteller Manufacturer	Original No.	HÜCO-No.	Seite Page	Hersteller Manufacturer	Original No.	HÜCO-No.	Seite Page
FORD	95VW12029AA	138708	74	FORD	5033452	134001	69
FORD	96FB12257AB	138800	84	FORD	7084580	138672	144
FORD	97JF9F715BA	138692	149	FORD	11202908	133893	58
FORD	988F12024AB	138803	85	FORD	997001120	133891	58
FORD	988F12029AB	138803	85	FORD	1L2U12029AA	133893	58
FORD	988F12029AC	138803	85	FORD	1L2Z12029AA	133893	58
FORD	988F12029AD	138803	85	FORD	1L5Z12029AA	133893	58
FORD	988F12029AD	138811	87	FORD	1L8E12A366AC	134001	69
FORD	988F12029BA	138811	87	FORD	1L8U12A366AA	134001	69
FORD	988F12257AB	138803	85	FORD	1L8Z12029AA	134001	69
FORD	98VW12A223AA	138055	105	FORD	1L8Z12029AB	134001	69
FORD	DG474	138803	85	FORD	2M2E12A366AC	134002	69
FORD	DG485	138817	89	FORD	2M2Z12029AC	134002	69
FORD	E8TF12029AA	138800	84	FORD	6G9N12A366	133892	58
FORD	E8TZ12029A	138800	84	FORD	6R8312A366AA	133891	58
FORD	E9DF12029AA	138801	85	FORD	95BF9F715AB	138672	144
FORD	E9DZ12029A	138801	85	FORD	95BF9F715AC	138672	144
FORD	E9SF12029AA	138802	85	FORD	95WF9F715AC	138670	144
FORD	E9SZ12029A	138802	85	FORD	95WF9F715AD	138670	144
FORD	E9TF12029AA	138800	84	FORD	9L8E12A366AA	134001	69
FORD	EDY4	138045	104	FORD	F7TU12029BA	133893	58
FORD	F0BZ12A297A	138470	109	FORD	F7TU12A366AB	133893	58
FORD	F0TZ12029A	138801	85	FORD	F7TU12A366BA	133893	58
FORD	F1VU12029A1A	138800	84	FORD	F7TZ12029AB	133893	58
FORD	F1VU12029A2A	138800	84	FORD	F7TZ12029BA	133893	58
FORD	F1VY12029A	138800	84	FORD	F7TZ12029CA	133893	58
FORD	F37U12029AA	138800	84	FORD	F7TZ12029CC	133893	58
FORD	F37Z12029A	138800	84	FORD	XS6U9F715AA	138671	144
FORD	F3XA12029AA	138822	90	FORD USA	988F12029AD	138803	85
FORD	F3XY12029A	138822	90	FORD USA	988F1209AB	138803	85
FORD	F53E9F715AA	138675	145	FORD USA	988F1209AC	138803	85
FORD	F53E9F715AB	138675	145	FORD USA	98BF12024AB	138803	85
FORD	F57U12029AA	138801	85	GENERAL MOTORS	9619	138430	71
FORD	F57Z12029A	138801	85	GENERAL MOTORS	120875	138768	82
FORD	F5LU12029AA	138800	84	GENERAL MOTORS	1103872	138430	71
FORD	F5LY12029A	138800	84	GENERAL MOTORS	1103905	138430	71
FORD	F5OU12029AA	138800	84	GENERAL MOTORS	1103982	138430	71
FORD	F5OY12029A	138800	84	GENERAL MOTORS	1104003	138430	71
FORD	F5OY12029B	138800	84	GENERAL MOTORS	1104038	138805	86
FORD	F5RZ12029C	138800	84	GENERAL MOTORS	1104082	133832	42
FORD	F5SU12029A	138802	85	GENERAL MOTORS	1104091	133854	48
FORD	F5SU12029AA	138802	85	GENERAL MOTORS	1208033	138012	100
FORD	F5SU12029AB	138802	85	GENERAL MOTORS	1208241	138002	98
FORD	F5SZ12029A	138802	85	GENERAL MOTORS	1208243	138012	100
FORD	F5XZ12029AA	138822	90	GENERAL MOTORS	1208246	138002	98
FORD	F82U12029AA	138801	85	GENERAL MOTORS	1208248	138001	97
FORD	V86BB12A199AA	138083	107	GENERAL MOTORS	1211560	138025	101
FORD	XM2U9F715AA	138673	144	GENERAL MOTORS	1211561	138027	102
FORD	XM2U9F715BA	138674	145	GENERAL MOTORS	1211582	138026	102
FORD	XS8212029AA	138803	85	GENERAL MOTORS	1211591	138026	102
FORD	YF1E9f715AB	138695	150	GENERAL MOTORS	1237306	138015	101
FORD	YF1Z9f715AA	138695	150	GENERAL MOTORS	1237334	138033	103
FORD	YL8U9F715AB	138677	145	GENERAL MOTORS	1237334	138034	103
FORD	YL8U9F715AC	138677	145	GENERAL MOTORS	1237464	138033	103
FORD	YL8Z9F715AA	138677	145	GENERAL MOTORS	1237464	138034	103
FORD	YM2F12024AC	138803	85	GENERAL MOTORS	1894308	138015	101
FORD	YM2F12029AB	138811	87	GENERAL MOTORS	1977958	138026	102
FORD	YX8212029AA	138803	85	GENERAL MOTORS	1978778	138025	101
FORD	1014398	138672	144	GENERAL MOTORS	1979107	138026	102
FORD	1058383	138670	144	GENERAL MOTORS	1979571	138026	102
FORD	1063996	138672	144	GENERAL MOTORS	1985342	138026	102
FORD	1086369	138671	144	GENERAL MOTORS	1985703	138027	102

Nummernvergleichsliste

Cross Reference List

Hersteller Manufacturer	Original No.	HÜCO-No.	Seite Page	Hersteller Manufacturer	Original No.	HÜCO-No.	Seite Page
GENERAL MOTORS	3474232	138781	83	GENERAL MOTORS	94136766	138850	91
GENERAL MOTORS	3474233	138780	83	GENERAL MOTORS	94404544	138064	105
GENERAL MOTORS	4805507	138816	88	GENERAL MOTORS	94404545	138865	91
GENERAL MOTORS	9119567	133810	36	GENERAL MOTORS	94853695	138865	91
GENERAL MOTORS	9119567	133810	36	GENERAL MOTORS	96253555	138816	88
GENERAL MOTORS	10450424	138805	86	GENERAL MOTORS	8019795710	138026	102
GENERAL MOTORS	10457075	138430	71	GENERAL MOTORS	8161400490	138026	102
GENERAL MOTORS	10458133	138819	89	GENERAL MOTORS	8983501087	138026	102
GENERAL MOTORS	10458316	133832	42	GENERAL MOTORS	12568185	138821	90
GENERAL MOTORS	10467067	138818	89	GENERAL MOTORS	12579177	138821	90
GENERAL MOTORS	10468391	138818	89	GENERAL MOTORS	12587153	138821	90
GENERAL MOTORS	10472401	138818	89	GENERAL MOTORS	12595088	138821	90
GENERAL MOTORS	10482823	138025	101	GENERAL MOTORS	5114AA145	138821	90
GENERAL MOTORS	10482824	138026	102	GENERAL MOTORS	H006T94171ZC	138821	90
GENERAL MOTORS	10482825	138027	102	GENERAL MOTORS	H006T94172ZC	138821	90
GENERAL MOTORS	10489421	138819	89	GENERAL MOTORS	H6T40171ZC	138821	90
GENERAL MOTORS	10490192	138805	86	GENERAL MOTORS	H6T40271ZC	138821	90
GENERAL MOTORS	12568062	133882	56	HOLDEN	12566569	133864	51
GENERAL MOTORS	12590679	133058	118	HOLDEN	90511450	138761	81
GENERAL MOTORS	16158829	138026	102	HOLDEN	90541062	138768	82
GENERAL MOTORS	16410049	138026	102	HOLDEN	2243342L00	138850	91
GENERAL MOTORS	19005212	133809	36	HONDA	06302PT2000	138068	106
GENERAL MOTORS	83501087	138026	102	HONDA	06302PT2A0	138068	106
GENERAL MOTORS	90006145	138002	98	HONDA	06302PT2A00	138068	106
GENERAL MOTORS	90006499	138012	100	HONDA	06302PT2A01	138068	106
GENERAL MOTORS	90008145	138002	98	HONDA	06302PT3000	138068	106
GENERAL MOTORS	90056698	138002	98	HONDA	06302PT3004	138068	106
GENERAL MOTORS	90114676	138002	98	HONDA	06302PT3A00	138068	106
GENERAL MOTORS	90140187	138002	98	HONDA	0632PT2A00	138068	106
GENERAL MOTORS	90187341	138002	98	HONDA	30120PM5A01	138068	106
GENERAL MOTORS	90188755	138012	100	HONDA	30120PMA01	138068	106
GENERAL MOTORS	90243618	138033	103	HONDA	30120PR3003	138068	106
GENERAL MOTORS	90243618	138034	103	HONDA	30120PT2004	138068	106
GENERAL MOTORS	90243630	138033	103	HONDA	30120PT3003	138068	106
GENERAL MOTORS	90295498	138001	97	HONDA	30120PT3004	138068	106
GENERAL MOTORS	90295499	138001	97	HONDA	30130P06006	138089	107
GENERAL MOTORS	90297486	138015	101	HONDA	30130P07A01	138451	109
GENERAL MOTORS	90297786	138015	101	HONDA	30130P54006	138068	106
GENERAL MOTORS	90350587	138015	101	HONDA	30130PRA02	138068	106
GENERAL MOTORS	90360314	138033	103	HONDA	30500P01005	138815	88
GENERAL MOTORS	90360315	138033	103	HONDA	30500P0AA01	138810	87
GENERAL MOTORS	90360315	138034	103	HONDA	30500P0HA01	138810	87
GENERAL MOTORS	90414405	138001	97	HONDA	30500P2AJ01	133935	68
GENERAL MOTORS	90443900	138790	83	HONDA	30500PAAA01	138810	87
GENERAL MOTORS	90444189	138403	108	HONDA	30500PCA003	138810	87
GENERAL MOTORS	90444650	138401	108	HONDA	30500PDAE01	138810	87
GENERAL MOTORS	90449572	138790	83	HONDA	30500PM3005	138815	88
GENERAL MOTORS	90449574	138401	108	HONDA	30500PM3015	138815	88
GENERAL MOTORS	90449739	138780	83	HONDA	30500PM5A02	138814	88
GENERAL MOTORS	90449740	138781	83	HONDA	30500PM5A03	138814	88
GENERAL MOTORS	90458250	138762	81	HONDA	30500PR4A02	138813	88
GENERAL MOTORS	90462248	138403	108	HONDA	30500PR4A03	138813	88
GENERAL MOTORS	90510386	138780	83	HONDA	30500PT0005	138815	88
GENERAL MOTORS	90510387	138781	83	HONDA	30500PTZ005	138812	87
GENERAL MOTORS	90532618	133815	38	HONDA	30510P73A01	138812	87
GENERAL MOTORS	90536194	133810	36	HONDA	30510P73A02	138812	87
GENERAL MOTORS	90541062	138768	82	HONDA	30510PT2006	138812	87
GENERAL MOTORS	90543059	133815	38	HONDA	30520PDFE00	138793	84
GENERAL MOTORS	90563160	138768	82	HONDA	30520PH6900	138875	92
GENERAL MOTORS	91159996	133800	33	HONDA	30520PH6902	138875	92
GENERAL MOTORS	93177212	133839	45	HONDA	30520PHM003	133933	67
GENERAL MOTORS	93183732	138033	103	HONDA	30520PHMS01	133933	67

Nummernvergleichsliste

Cross Reference List

Hersteller Manufacturer	Original No.	HÜCO-No.	Seite Page	Hersteller Manufacturer	Original No.	HÜCO-No.	Seite Page
HONDA	30520PT3A02	138876	93	ISUZU	8944045440	138064	105
HONDA	30520PWA003	133910	62	ISUZU	8944045450	138865	91
HONDA	30520PWC003	133934	67	IVECO	764898	138401	108
HONDA	30520PWC013	133934	67	IVECO	7612955	138013	100
HONDA	30520PWCS01	133934	67	IVECO	7648798	138401	108
HONDA	30520-RCA-S01	133913	62	IVECO	76487970	138793	84
HONDA	30521PWA003	133930	66	IVECO	975301258	138001	97
HYUNDAI	96056317	138472	109	JAGUAR	C2S11480	133896	59
HYUNDAI	2712021020	138069	106	JAGUAR	C2S42673	133896	59
HYUNDAI	2712021050	138069	106	JAGUAR	C2S42751	133887	57
HYUNDAI	2730039000	133869	52	JAGUAR	C2S7928	133896	59
HYUNDAI	2730039050	133869	52	JAGUAR	DAC10923	138031	103
HYUNDAI	2730039800	133888	57	JAGUAR	DAC7317	138031	103
HYUNDAI	2730122040	138714	75	JAGUAR	DBA5919	138031	103
HYUNDAI	2730122600	138718	76	JAGUAR	DBC11365	138031	103
HYUNDAI	2730126640	133895	59	JAGUAR	DBC5919	138031	103
HYUNDAI	2730132800	138843	90	JAGUAR	XR842741	133887	57
HYUNDAI	2730132810	138843	90	JAGUAR	AJ810445	133891	58
HYUNDAI	2730132820	138843	90	JAGUAR	AJ83415	133891	58
HYUNDAI	2730138020	133877	54	JAGUAR	AJ87644	133891	58
HYUNDAI	2736032800	138472	109	KIA	2730039050	133869	52
HYUNDAI	2736032810	138472	109	KIA	2730039800	133888	57
HYUNDAI	OK2A318100A	133886	57	KIA	2730126640	133895	59
HYUNDAI	27301-22050	138714	75	KIA	OK24718100A	133890	58
HYUNDAI	AA10018100B	138850	91	KIA	OK2A318100A	133886	57
HYUNDAI	OK2A318100A	133886	57	KIA	AA10018100B	138850	91
INFINITI	147104L600	138491	131	KIA	OK24718100A	133890	58
INFINITI	147104L601	138491	131	KIA	OK2A318100A	133886	57
INFINITI	147105U000	138492	132	LADA	21113705010	138717	76
INFINITI	147105U002	138492	132	LADA	21113745010	138717	76
INFINITI	16119AR000	138553	140	LADA	2108373491010	138002	98
INFINITI	16119AR001	138553	140	LADA	2112370501002	138806	86
INFINITI	16119AR003	138553	140	LADA	2112370501007	138806	86
INFINITI	16119AR00A	138553	140	LADA	2112370501010	133826	41
INFINITI	16119AR00B	138553	140	LADA	21120370501002	138806	86
INFINITI	16119AR00C	138553	140	LADA	21120370501007	138806	86
INFINITI	16119CY000	138551	140	LADA	21120370501010	133826	41
INFINITI	16119CY00A	138551	140	LADA	F000ZS0211	138717	76
INFINITI	16119CY00B	138551	140	LAMBORGHINI	16004528	138730	77
INFINITI	16119CY00C	138551	140	LANCIA	7612955	138013	100
INFINITI	16119ED800	138550	139	LANCIA	7648798	138401	108
INFINITI	16119ED80A	138550	139	LANCIA	7793212	133840	45
INFINITI	16119ED80B	138550	139	LANCIA	9612955	138013	100
INFINITI	16119ED80C	138550	139	LANCIA	9940095	138082	107
INFINITI	16119JA00A	138552	140	LANCIA	9940429	138191	111
INFINITI	16119MA70A	138548	139	LANCIA	9941720	138192	111
INFINITI	16119VC210	138549	139	LANCIA	46403328	133865	51
INFINITI	16119VC211	138549	139	LANCIA	46460582	133849	47
INFINITI	16119VC21A	138549	139	LANCIA	46467542	133829	42
INFINITI	16119VC21B	138549	139	LANCIA	46469863	133861	50
INFINITI	16119VC21C	138549	139	LANCIA	46473849	133926	65
INFINITI	16119VC21D	138549	139	LANCIA	46480361	138739	79
ISUZU	5862061610	138810	87	LANCIA	60504288	138001	97
ISUZU	5862071980	138810	87	LANCIA	60558152	138793	84
ISUZU	8011038300	138818	89	LANCIA	60562702	138403	108
ISUZU	8011040380	138805	86	LANCIA	60590028	138001	97
ISUZU	8019785710	138026	102	LANCIA	60590029	138001	97
ISUZU	8019795710	138026	102	LANCIA	60664049	138554	140
ISUZU	8104683910	138818	89	LANCIA	60755012	138005	99
ISUZU	8104724010	138818	89	LANCIA	60755094	138005	99
ISUZU	8104894210	138819	89	LANCIA	60809477	138401	108
ISUZU	8941367660	138850	91	LANCIA	60809606	138793	84

Nummernvergleichsliste

Cross Reference List

Hersteller Manufacturer	Original No.	HÜCO-No.	Seite Page	Hersteller Manufacturer	Original No.	HÜCO-No.	Seite Page
LANCIA	71753911	133864	51	MAZDA	ZL018100	138801	85
LANCIA	71787539	138554	140	MAZDA	ZM018100	138800	84
LANCIA	76487970	138793	84	MAZDA	ZM718100	138801	85
LANCIA	605581530	138401	108	MAZDA	ZM018100	138800	84
LANCIA	7701479027	133803	34	MAZDA	AJ0318100	134001	69
LANCIA	9633001580	133803	34	MAZDA	AJ0320660	138695	150
LAND ROVER	NEC000070	133802	34	MAZDA	AJ0320660A	138695	150
LAND ROVER	NEC000070L	133802	34	MAZDA	AJ0918100	134001	69
LAND ROVER	NEC000110L	133802	34	MAZDA	AJ5118100	134002	69
LAND ROVER	NEC000120L	133837	44	MAZDA	FP8518100A	133932	67
LAND ROVER	NEC100630	138877	93	MAZDA	FP8518100B	133932	67
LAND ROVER	NEC100730L	133837	44	MAZDA	FP8518100C	133932	67
LAND ROVER	4526466	133891	58	MAZDA	FPY118100	133932	67
LAND ROVER	LR002954	133892	58	MERCEDES-BENZ	1500280	133813	37
MAN	51259190016	138709	74	MERCEDES-BENZ	1500280	133813	37
MAN	51259190017	138401	108	MERCEDES-BENZ	1500480	138711	75
MASERATI	470069400	138754	80	MERCEDES-BENZ	1500780	133822	40
MASERATI	477084200	138732	78	MERCEDES-BENZ	1501380	133822	40
MAZDA	OK2A318100A	133886	57	MERCEDES-BENZ	1501780	133833	43
MAZDA	1E031810X	138803	85	MERCEDES-BENZ	1502880	133833	43
MAZDA	1E031810XA	138803	85	MERCEDES-BENZ	1586103	138716	76
MAZDA	1E031810XB	138803	85	MERCEDES-BENZ	1586503	138715	76
MAZDA	1E041810X	138803	85	MERCEDES-BENZ	1586803	138711	75
MAZDA	1E0518100	138800	84	MERCEDES-BENZ	1587003	133813	37
MAZDA	1E0518100A	138800	84	MERCEDES-BENZ	1587103	133814	38
MAZDA	1E0518100B	138803	85	MERCEDES-BENZ	1587303	138709	74
MAZDA	1F2018100	138803	85	MERCEDES-BENZ	1587303	138709	74
MAZDA	AJ0918100A	134001	69	MERCEDES-BENZ	1587503	133814	38
MAZDA	AJ5118100A	134002	69	MERCEDES-BENZ	1587703	138710	74
MAZDA	AM1518V20	138069	106	MERCEDES-BENZ	1587703	138710	74
MAZDA	B54118V20	138451	109	MERCEDES-BENZ	1587803	138709	74
MAZDA	B54118V20H	138451	109	MERCEDES-BENZ	1587803	138709	74
MAZDA	B6MC1810XA	133937	68	MERCEDES-BENZ	4805077	133058	118
MAZDA	B6MC1810XB	133937	68	MERCEDES-BENZ	15458632	138019	101
MAZDA	B6MC1810XC	133937	68	MERCEDES-BENZ	25451832	138019	101
MAZDA	B6MC1810XD	133937	68	MERCEDES-BENZ	25452632	138019	101
MAZDA	BP0118251	138470	109	MERCEDES-BENZ	25455832	138019	101
MAZDA	BPO118251	138470	109	MERCEDES-BENZ	25455932	138019	101
MAZDA	C20118100	138803	85	MERCEDES-BENZ	25459032	138019	101
MAZDA	C40118100A	138808	86	MERCEDES-BENZ	31585001	138434	71
MAZDA	E730124910	138069	106	MERCEDES-BENZ	31585001	138708	74
MAZDA	FP391810XC	133938	68	MERCEDES-BENZ	35451632	138019	101
MAZDA	FP391810XD	133938	68	MERCEDES-BENZ	35451732	138019	101
MAZDA	FPY11810X	133938	68	MERCEDES-BENZ	35454032	138019	101
MAZDA	FSD718100	138800	84	MERCEDES-BENZ	35454132	138019	101
MAZDA	GY0718100	138817	89	MERCEDES-BENZ	1601587703	138710	74
MAZDA	K2A318100A	133886	57	MERCEDES-BENZ	A0001500280	133813	37
MAZDA	KLG418100A	138801	85	MERCEDES-BENZ	A0001500480	138711	75
MAZDA	LF0118100	138803	85	MERCEDES-BENZ	A0001501380	133822	40
MAZDA	N3H118100	133898	60	MERCEDES-BENZ	A0001501780	133833	43
MAZDA	N3H118100A	133898	60	MERCEDES-BENZ	A0001502880	133833	43
MAZDA	N3H118100B	133898	60	MERCEDES-BENZ	A0001586103	138716	76
MAZDA	OK2A318100A	133886	57	MERCEDES-BENZ	A0001586503	138715	76
MAZDA	YF091810X	138803	85	MERCEDES-BENZ	A0001586803	138711	75
MAZDA	YF0920660A	138677	145	MERCEDES-BENZ	A0001587003	133813	37
MAZDA	YF0920660B	138677	145	MERCEDES-BENZ	A0001587103	133814	38
MAZDA	ZJ0118100A	133939	69	MERCEDES-BENZ	A0001587303	138709	74
MAZDA	ZJ2018100	133936	68	MERCEDES-BENZ	A0001587503	133814	38
MAZDA	ZJ2018100A	133936	68	MERCEDES-BENZ	A0001587703	138710	74
MAZDA	ZL0118100	133931	67	MERCEDES-BENZ	A0001587803	138709	74
MAZDA	ZL0118100A	133931	67	MERCEDES-BENZ	A0015458632	138019	101
MAZDA	ZL0118100B	133931	67	MERCEDES-BENZ	A0025451832	138019	101

Nummernvergleichsliste Cross Reference List

Hersteller Manufacturer	Original No.	HÜCO-No.	Seite Page	Hersteller Manufacturer	Original No.	HÜCO-No.	Seite Page
MERCEDES-BENZ	A0025452632	138019	101	NISSAN	147105M002	138483	130
MERCEDES-BENZ	A0025455832	138019	101	NISSAN	147105U000	138492	132
MERCEDES-BENZ	A0025455932	138019	101	NISSAN	147105U002	138492	132
MERCEDES-BENZ	A0025459032	138019	101	NISSAN	1471065Y00	138488	131
MERCEDES-BENZ	A0031585001	138434	71	NISSAN	1471065Y01	138488	131
MERCEDES-BENZ	A0031585001	138708	74	NISSAN	147107J400	138493	132
MERCEDES-BENZ	A0035451632	138019	101	NISSAN	147107J401	138493	132
MERCEDES-BENZ	A0035451732	138019	101	NISSAN	1471088G10	138489	131
MERCEDES-BENZ	A0035454032	138019	101	NISSAN	161198H300	138539	137
MERCEDES-BENZ	A0035454132	138019	101	NISSAN	161198H301	138539	137
MERCEDES-BENZ	A1601587703	138710	74	NISSAN	161198H303	138539	137
MERCEDES-BENZ	Q0003100V003000000	138710	74	NISSAN	161198H30A	138539	137
MERCEDES-BENZ	Q0003100V004000000	138710	74	NISSAN	161198H30B	138539	137
MERCEDES-BENZ	Q0003100V005000000	138710	74	NISSAN	161198H30C	138539	137
MINI	12131487707	138820	89	NISSAN	161198H310	138542	137
MINI	12137510738	138820	89	NISSAN	161198H311	138542	137
NISSAN	112955	138472	109	NISSAN	161198H313	138542	137
NISSAN	132243	138472	109	NISSAN	161198H31A	138542	137
NISSAN	2371771	138472	109	NISSAN	161198H31B	138542	137
NISSAN	9311600	138717	76	NISSAN	161198H31C	138542	137
NISSAN	CYGS065A	138064	105	NISSAN	161198J100	138546	138
NISSAN	EJN902	138069	106	NISSAN	161198J101	138546	138
NISSAN	F696	138844	91	NISSAN	161198J103	138546	138
NISSAN	H3T024	138844	91	NISSAN	161198J10A	138546	138
NISSAN	J007T01571	138451	109	NISSAN	161198J10B	138546	138
NISSAN	J007X00971	138472	109	NISSAN	161198J10C	138546	138
NISSAN	J007X01172	138451	109	NISSAN	161198N000	138535	136
NISSAN	J007X01175	138451	109	NISSAN	161198N003	138535	136
NISSAN	J007X01271	138472	109	NISSAN	161198N00A	138535	136
NISSAN	J009T02071	138472	109	NISSAN	161198N00B	138535	136
NISSAN	J121	138472	109	NISSAN	161198N00C	138535	136
NISSAN	J152	138069	106	NISSAN	16119AE010	138543	138
NISSAN	J170	138451	109	NISSAN	16119AE011	138543	138
NISSAN	J170A	138451	109	NISSAN	16119AE013	138543	138
NISSAN	J701	138470	109	NISSAN	16119AE01A	138543	138
NISSAN	J9T03372	138472	109	NISSAN	16119AE01B	138543	138
NISSAN	MD098964	138843	90	NISSAN	16119AE01C	138543	138
NISSAN	MD104696	138843	90	NISSAN	16119AR000	138553	140
NISSAN	MD112479	138472	109	NISSAN	16119AR001	138553	140
NISSAN	MD112955	138472	109	NISSAN	16119AR003	138553	140
NISSAN	MD113551	138850	91	NISSAN	16119AR00A	138553	140
NISSAN	MD129550	138472	109	NISSAN	16119AR00B	138553	140
NISSAN	MD131711	138850	91	NISSAN	16119AR00C	138553	140
NISSAN	MD132243	138472	109	NISSAN	16119AU000	138536	136
NISSAN	MD132731	138472	109	NISSAN	16119AU003	138536	136
NISSAN	MD141711	138850	91	NISSAN	16119AU00A	138536	136
NISSAN	MD164475	138472	109	NISSAN	16119AU00B	138536	136
NISSAN	MD607814	138069	106	NISSAN	16119AU00C	138536	136
NISSAN	MD611384	138069	106	NISSAN	16119AX000	138537	136
NISSAN	MD618268	138472	109	NISSAN	16119AX00A	138537	136
MOTO GUZZI	57165300	138730	77	NISSAN	16119AX00B	138537	136
NISSAN	16600960	137100	122	NISSAN	16119AX00C	138537	136
NISSAN	2243356E11	138822	90	NISSAN	16119CY000	138551	140
NISSAN	2243356E12	138822	90	NISSAN	16119CY00A	138551	140
NISSAN	1471001Y00	138484	130	NISSAN	16119CY00B	138551	140
NISSAN	1471010F02	138485	130	NISSAN	16119CY00C	138551	140
NISSAN	1471010F03	138485	130	NISSAN	16119ED000	138538	136
NISSAN	1471017A00	138486	130	NISSAN	16119ED00A	138538	136
NISSAN	1471040U00	138487	131	NISSAN	16119ED00B	138538	136
NISSAN	147104L600	138491	131	NISSAN	16119ED00C	138538	136
NISSAN	147104L601	138491	131	NISSAN	16119ED800	138550	139
NISSAN	147105M001	138483	130	NISSAN	16119ED80A	138550	139

Nummernvergleichsliste

Cross Reference List

Hersteller Manufacturer	Original No.	HÜCO-No.	Seite Page	Hersteller Manufacturer	Original No.	HÜCO-No.	Seite Page
NISSAN	16119ED80B	138550	139	NISSAN	224482Y015	133916	63
NISSAN	16119ED80C	138550	139	NISSAN	224482Y700	133927	66
NISSAN	16119EH000	138547	139	NISSAN	2244831U00	133914	63
NISSAN	16119EH00A	138547	139	NISSAN	2244831U01	133914	63
NISSAN	16119EH00B	138547	139	NISSAN	2244831U05	133915	63
NISSAN	16119EH00C	138547	139	NISSAN	2244831U06	133915	63
NISSAN	16119EN200	138540	137	NISSAN	224484M500	133858	49
NISSAN	16119EN20A	138540	137	NISSAN	224484M500	133911	62
NISSAN	16119EN20B	138540	137	NISSAN	224484M50A	133858	49
NISSAN	16119EN20C	138540	137	NISSAN	224484M50A	133911	62
NISSAN	16119JA00A	138552	140	NISSAN	224484W000	133918	64
NISSAN	16119JK20A	138545	138	NISSAN	224484W001	133924	65
NISSAN	16119JK20B	138544	138	NISSAN	224484W010	133928	66
NISSAN	16119MA70A	138548	139	NISSAN	224484W011	133923	65
NISSAN	16119VC210	138549	139	NISSAN	2244861A00	138850	91
NISSAN	16119VC211	138549	139	NISSAN	2244861A10	138850	91
NISSAN	16119VC21A	138549	139	NISSAN	224486J901	133912	62
NISSAN	16119VC21B	138549	139	NISSAN	224486N000	133860	50
NISSAN	16119VC21C	138549	139	NISSAN	224486N001	133860	50
NISSAN	16119VC21D	138549	139	NISSAN	224486N002	133860	50
NISSAN	1660010Y01	137111	124	NISSAN	224486N010	133860	50
NISSAN	1660015V02	137106	123	NISSAN	224486N012	133860	50
NISSAN	1660021V02	137105	123	NISSAN	2244876W00	133903	60
NISSAN	1660040P07	137118	125	NISSAN	2244884A10	138850	91
NISSAN	1660054C02	137102	122	NISSAN	2244889W00	138850	91
NISSAN	1660057Y01	137119	125	NISSAN	2244889W10	138850	91
NISSAN	166005L300	137114	124	NISSAN	224488H300	133907	61
NISSAN	166005L700	137101	122	NISSAN	224488H310	133907	61
NISSAN	1660073C00	137122	126	NISSAN	224488H314	133907	61
NISSAN	1660073C01	137120	125	NISSAN	224488H315	133907	61
NISSAN	1660073C02	137121	125	NISSAN	224488J100	133925	65
NISSAN	166009S200	137103	122	NISSAN	224488J110	133925	65
NISSAN	166009S205	137108	124	NISSAN	224488J111	133925	65
NISSAN	16600AE060	137117	124	NISSAN	224488J115	133925	65
NISSAN	16600ED000	137104	123	NISSAN	224488J11C	133925	65
NISSAN	224330B000	138822	90	NISSAN	224488U715	133903	60
NISSAN	224330B001	138822	90	NISSAN	2244890W00	138850	91
NISSAN	224330B010	138822	90	NISSAN	2244890W10	138850	91
NISSAN	2243312P00	138850	91	NISSAN	224489Y600	133907	61
NISSAN	2243312P10	138850	91	NISSAN	22448AL600	133906	61
NISSAN	2243312P11	138850	91	NISSAN	22448AL610	133906	61
NISSAN	2243312P01	138850	91	NISSAN	22448AL615	133906	61
NISSAN	2243318R10	138850	91	NISSAN	22448AL61C	133906	61
NISSAN	2243342L10	138850	91	NISSAN	22448AR210	133908	61
NISSAN	2243351J10	138822	90	NISSAN	22448AR215	133908	61
NISSAN	2243353J20	138822	90	NISSAN	22448AX001	133909	61
NISSAN	2243355S10	138822	90	NISSAN	22448D4000	138822	90
NISSAN	2244800QAA	133800	33	NISSAN	22448ED000	133901	60
NISSAN	2244800QAC	138764	82	NISSAN	22448ED800	133863	51
NISSAN	22448-00QAC	138764	82	NISSAN	22448ED800EP	133863	51
NISSAN	2244800QAD	138712	75	NISSAN	22448EN200	133901	60
NISSAN	2244800QAE	133800	33	NISSAN	22448JA00A	133901	60
NISSAN	224480C801	138822	90	NISSAN	22448JA00C	133901	60
NISSAN	224480C802	138822	90	NISSAN	22448JA10A	133902	60
NISSAN	224480QAA	133800	33	NISSAN	22448JA10C	133902	60
NISSAN	2244818R10	138850	91	NISSAN	237810F320	138690	149
NISSAN	224481KCOA	133929	66	NISSAN	237810F321	138690	149
NISSAN	224482Y001	133919	64	NISSAN	237812Y010	138683	147
NISSAN	224482Y005	133921	64	NISSAN	237812Y01A	138683	147
NISSAN	224482Y006	133922	64	NISSAN	237814M50A	138691	149
NISSAN	224482Y007	133922	64	NISSAN	237814M821	138685	147
NISSAN	224482Y010	133917	63	NISSAN	237817J612	138686	148

Nummernvergleichsliste Cross Reference List

Hersteller Manufacturer	Original No.	HÜCO-No.	Seite Page
NISSAN	2378186G00	138690	149
NISSAN	237821N000	138687	148
NISSAN	2378273C02	138687	148
NISSAN	30520RCAA02	133913	62
NISSAN	237817J61A	138679	146
NISSAN	237821N600	138680	146
NISSAN	2378273C00	138680	146
OPEL	1103872	138430	71
OPEL	1103905	138430	71
OPEL	1104038	138805	86
OPEL	1208002	138781	83
OPEL	1208003	138780	83
OPEL	1208004	138781	83
OPEL	1208006	138818	89
OPEL	1208007	138761	81
OPEL	1208008	133810	36
OPEL	1208010	138804	86
OPEL	1208012	133816	38
OPEL	1208020	133839	45
OPEL	1208021	133832	42
OPEL	1208022	138781	83
OPEL	1208028	133866	52
OPEL	1208031	138781	83
OPEL	1208033	138012	100
OPEL	1208037	138002	98
OPEL	1208038	138012	100
OPEL	1208039	133864	51
OPEL	1208043	138001	97
OPEL	1208045	138015	101
OPEL	1208048	138781	83
OPEL	1208049	138001	97
OPEL	1208050	138001	97
OPEL	1208051	138805	86
OPEL	1208052	138012	100
OPEL	1208054	138780	83
OPEL	1208055	138001	97
OPEL	1208056	138012	100
OPEL	1208057	138015	101
OPEL	1208061	138818	89
OPEL	1208063	138430	71
OPEL	1208065	138790	83
OPEL	1208070	138780	83
OPEL	1208071	138762	81
OPEL	1208074	138401	108
OPEL	1208075	138768	82
OPEL	1208081	133864	51
OPEL	1208209	133855	49
OPEL	1208210	133856	49
OPEL	1208241	138002	98
OPEL	1208243	138012	100
OPEL	1208246	138002	98
OPEL	1208248	138001	97
OPEL	1208306	133815	38
OPEL	1208307	133809	36
OPEL	1211560	138025	101
OPEL	1211561	138027	102
OPEL	1211582	138026	102
OPEL	1211591	138026	102
OPEL	1237306	138015	101
OPEL	1237334	138033	103
OPEL	1237334	138034	103
OPEL	1237464	138033	103

Hersteller Manufacturer	Original No.	HÜCO-No.	Seite Page
OPEL	1237464	138034	103
OPEL	1237504	138026	102
OPEL	1237539	138403	108
OPEL	1612680	138033	103
OPEL	4012031	138002	98
OPEL	4294029	138850	91
OPEL	4408389	133800	33
OPEL	4413223	133800	33
OPEL	4413233	133800	33
OPEL	4805507	138816	88
OPEL	6237752	138025	101
OPEL	6237753	138026	102
OPEL	6237754	138027	102
OPEL	6237777	138033	103
OPEL	9118114	133855	49
OPEL	9118115	133856	49
OPEL	9119567	133810	36
OPEL	9119567	133810	36
OPEL	9153250	133885	56
OPEL	9195819	133880	55
OPEL	9198834	133879	55
OPEL	10457075	138430	71
OPEL	10457870	138804	86
OPEL	10458316	133832	42
OPEL	12566569	133864	51
OPEL	12568062	133882	56
OPEL	12583514	133864	51
OPEL	12613051	133864	51
OPEL	12613057	133864	51
OPEL	12629037	133864	51
OPEL	19005212	133809	36
OPEL	24420584	133839	45
OPEL	24420622	133866	52
OPEL	90062964	138012	100
OPEL	90097924	138002	98
OPEL	90187341	138002	98
OPEL	90188755	138012	100
OPEL	90241775	138015	101
OPEL	90296502	138015	101
OPEL	90297486	138015	101
OPEL	90297786	138015	101
OPEL	90320586	138015	101
OPEL	90350787	138015	101
OPEL	90424480	133879	55
OPEL	90443900	138790	83
OPEL	90444189	138403	108
OPEL	90444650	138401	108
OPEL	90449572	138790	83
OPEL	90449574	138401	108
OPEL	90449739	138780	83
OPEL	90449740	138781	83
OPEL	90458250	138762	81
OPEL	90462248	138403	108
OPEL	90492255	138761	81
OPEL	90510386	138780	83
OPEL	90510387	138781	83
OPEL	90511450	138761	81
OPEL	90532618	133815	38
OPEL	90536194	133810	36
OPEL	90541062	138768	82
OPEL	90543059	133815	38
OPEL	90543253	133816	38

Nummernvergleichsliste

Cross Reference List

Hersteller Manufacturer	Original No.	HÜCO-No.	Seite Page	Hersteller Manufacturer	Original No.	HÜCO-No.	Seite Page
OPEL	90560110	133816	38	PEUGEOT	9662268	138756	80
OPEL	90563160	138768	82	PEUGEOT	91504912	138001	97
OPEL	90564334	133880	55	PEUGEOT	91506338	138001	97
OPEL	90584336	133855	49	PEUGEOT	93010513	138754	80
OPEL	90584337	133856	49	PEUGEOT	94048070	138012	100
OPEL	91159996	133800	33	PEUGEOT	96010513	138754	80
OPEL	93172030	133885	56	PEUGEOT	96035284	138752	79
OPEL	93177212	133839	45	PEUGEOT	96048070	138012	100
OPEL	93180806	133866	52	PEUGEOT	96062288	138730	77
OPEL	93189207	138541	137	PEUGEOT	96073612	138401	108
OPEL	221504030	133867	52	PEUGEOT	96074054	138760	81
OPEL	904543059	133815	38	PEUGEOT	96165970	138760	81
OPEL	2760500022	133058	118	PEUGEOT	96213086	133820	39
OPEL	837102	138678	146	PEUGEOT	96246755	133817	38
OPEL	90411546	138678	146	PEUGEOT	96281585	133817	38
PEUGEOT	592702	138001	97	PEUGEOT	96292106	133821	40
PEUGEOT	592790	138001	97	PEUGEOT	96358649	133818	39
PEUGEOT	594029	138735	78	PEUGEOT	96362683	133803	34
PEUGEOT	594502	138001	97	PEUGEOT	96363378	133819	39
PEUGEOT	594503	138001	97	PEUGEOT	97522875	138001	97
PEUGEOT	594524	138001	97	PEUGEOT	97530780	138754	80
PEUGEOT	594525	138001	97	PEUGEOT	97532831	138001	97
PEUGEOT	594531	138001	97	PEUGEOT	791035100	138001	97
PEUGEOT	594533	138001	97	PEUGEOT	7910035100	138001	97
PEUGEOT	594539	138001	97	PEUGEOT	9150494480	138001	97
PEUGEOT	594545	138005	99	PEUGEOT	9150633880	138001	97
PEUGEOT	594548	138001	97	PEUGEOT	9603528480	138752	79
PEUGEOT	594551	138012	100	PEUGEOT	9607361280	138401	108
PEUGEOT	594554	138401	108	PEUGEOT	9616597080	138730	77
PEUGEOT	594555	138005	99	PEUGEOT	9616597080	138756	80
PEUGEOT	594560	138001	97	PEUGEOT	9628158580	133817	38
PEUGEOT	596319	133817	38	PEUGEOT	9633001580	133803	34
PEUGEOT	596319	133818	39	PEUGEOT	9634131480	133883	56
PEUGEOT	597043	138752	79	PEUGEOT	9664401880	133803	34
PEUGEOT	597045	138752	79	PEUGEOT	5970 85	133854	48
PEUGEOT	597048	138760	81	PEUGEOT	5970.74	133817	38
PEUGEOT	597049	138756	80	PEUGEOT	5970A0	133842	45
PEUGEOT	597051	133871	53	PEUGEOT	5970A1	133862	50
PEUGEOT	597053	138793	84	PEUGEOT	5970A2	133820	39
PEUGEOT	597055	133859	50	PEUGEOT	5970A4	133821	40
PEUGEOT	597056	133820	39	PEUGEOT	5970A5	133843	46
PEUGEOT	597057	133862	50	PEUGEOT	5970A7	133871	53
PEUGEOT	597060	138760	81	PEUGEOT	5970A9	133817	38
PEUGEOT	597064	133875	54	PEUGEOT	96 517 106 80	133854	48
PEUGEOT	597070	138760	81	PEUGEOT	V756274480	133875	54
PEUGEOT	597072	133817	38	PEUGEOT	V757164380	133875	54
PEUGEOT	597073	133821	40	PEUGEOT	V759493780	133875	54
PEUGEOT	597074	133817	38	PORSCHE	82860270601	138012	100
PEUGEOT	597075	133883	56	PORSCHE	92860270601	138012	100
PEUGEOT	597077	133803	34	PORSCHE	94860210409	133881	55
PEUGEOT	597078	133818	39	PORSCHE	99360270600	138401	108
PEUGEOT	597079	133818	39	PORSCHE	99360270601	138401	108
PEUGEOT	597080	133819	39	PORSCHE	191905351A	138004	99
PEUGEOT	597081	133853	48	PORSCHE	94860210400	133881	55
PEUGEOT	597083	138712	75	PORSCHE	94860210401	133881	55
PEUGEOT	597084	133843	46	PORSCHE	94860210403	133881	55
PEUGEOT	597085	133854	48	PORSCHE	94860210405	133881	55
PEUGEOT	597087	133842	45	PORSCHE	94860210407	133881	55
PEUGEOT	597088	133846	46	PORSCHE	94860210408	133881	55
PEUGEOT	597094	133803	34	PROTON	8200051128	138712	75
PEUGEOT	597098	133883	56	PROTON	PW811201	138793	84
PEUGEOT	597099	133819	39	RENAULT	215952732	133800	33

Nummernvergleichsliste Cross Reference List

Hersteller Manufacturer	Original No.	HÜCO-No.	Seite Page	Hersteller Manufacturer	Original No.	HÜCO-No.	Seite Page
RENAULT	770852093	138077	106	RENAULT	82001541086	133800	33
RENAULT	6000581617	138793	84	RENAULT	82002008611	133800	33
RENAULT	6001543604	138764	82	RENAULT	2526180A	133800	33
RENAULT	7401269084	138002	98	RENAULT	7700113357A	133800	33
RENAULT	7700100589	138759	81	RENAULT	8200154186A	133800	33
RENAULT	7700100643	138766	82	RENAULT	7700870084	138676	145
RENAULT	7700107177	133800	33	RENAULT	8200211431	138676	145
RENAULT	7700107269	138738	78	ROVER	4744015	133891	58
RENAULT	7700113357	133800	33	ROVER	BAU5332	138001	97
RENAULT	7700274008	138764	82	ROVER	ERR6045	138793	84
RENAULT	7700722070	138076	106	ROVER	ERR6566	138793	84
RENAULT	7700722070	138077	106	ROVER	GCL161	138814	88
RENAULT	7700732263	138076	106	ROVER	GCL195	138812	87
RENAULT	7700732263	138077	106	ROVER	GCL201	138877	93
RENAULT	7700744614	138681	146	ROVER	GCL204	138730	77
RENAULT	7700749146	138076	106	ROVER	GCL204	138756	80
RENAULT	7700749146	138077	106	ROVER	GCL207	138810	87
RENAULT	7700749450	138735	78	ROVER	GCL307	133804	34
RENAULT	7700852093	138076	106	ROVER	NEC000040	133804	34
RENAULT	7700852093	138077	106	ROVER	NEC000070	133802	34
RENAULT	7700852662	138076	106	ROVER	NEC000110	133802	34
RENAULT	7700852662	138077	106	ROVER	NEC000120	133837	44
RENAULT	7700854306	138736	78	ROVER	NEC000130	133838	44
RENAULT	7700854307	138728	77	ROVER	NEC100530	138812	87
RENAULT	7700857551	138076	106	ROVER	NEC100630	138877	93
RENAULT	7700858138	138735	78	ROVER	NEC100710	138730	77
RENAULT	7700858320	138729	77	ROVER	NEC100730	133837	44
RENAULT	7700859134	138682	147	ROVER	NEC100870	133838	44
RENAULT	7700860482	138077	106	ROVER	NEC101000	133804	34
RENAULT	7700863020	138757	80	ROVER	NEC101000L	133804	34
RENAULT	7700863021	138758	80	ROVER	NEC101010	133804	34
RENAULT	7700865923	138757	80	ROVER	NJL100040	138068	106
RENAULT	7700872265	138736	78	ROVER	NEL000010	133893	58
RENAULT	7700872449	138765	82	SAAB	4023149	138012	100
RENAULT	7700872692	138728	77	SAAB	7503600	138012	100
RENAULT	7700872693	138729	77	SAAB	8573826	138002	98
RENAULT	7700872834	138765	82	SAAB	8980534	138004	99
RENAULT	7700873701	138765	82	SAAB	8980543	138004	99
RENAULT	7700875000	133800	33	SAAB	9119567	133810	36
RENAULT	7701031135	138750	79	SAAB	9390220	138002	98
RENAULT	7701065086	133863	51	SAAB	12583514	133864	51
RENAULT	7701205906	133862	50	SAAB	12613051	133864	51
RENAULT	7701479027	133803	34	SAAB	12613057	133864	51
RENAULT	7702218697	138735	78	SAAB	12629037	133864	51
RENAULT	8200025256	138712	75	SAAB	55354710	138541	137
RENAULT	8200051128	138712	75	SCANIA	1789358	138709	74
RENAULT	8200084401	138712	75	SCANIA	2573826	138002	98
RENAULT	8200141149	138765	82	SCANIA	4023149	138012	100
RENAULT	8200154186	133800	33	SEAT	3939219	138001	97
RENAULT	8200208611	133800	33	SEAT	3980641	138001	97
RENAULT	8200360911	138713	75	SEAT	32905106	138425	71
RENAULT	8200380267	133800	33	SEAT	32905106	138425	71
RENAULT	8200405098	133800	33	SEAT	32905106	138704	73
RENAULT	8200568671	133800	33	SEAT	32905106	138420	108
RENAULT	8200699627	133867	52	SEAT	36905715	133807	36
RENAULT	8200702693	138713	75	SEAT	36905715	133807	36
RENAULT	8200734204	138713	75	SEAT	867905104	138415	70
RENAULT	8200765882	133800	33	SEAT	867905104	138419	70
RENAULT	9619025280	133862	50	SEAT	867905104	138701	73
RENAULT	9633001580	133803	34	SEAT	867905104	138077	106
RENAULT	77700749146	138077	106	SEAT	021905106C	138437	72
RENAULT	77700852662	138077	106	SEAT	022905100A	133848	47

Nummernvergleichsliste

Cross Reference List

Hersteller Manufacturer	Original No.	HÜCO-No.	Seite Page	Hersteller Manufacturer	Original No.	HÜCO-No.	Seite Page
SEAT	022905100B	133847	47	SEAT	XO39416000	138002	98
SEAT	022905100D	133848	47	SEAT	XO39678360	138002	98
SEAT	022905100E	133847	47	SEAT	XO39678370	138012	100
SEAT	022905100G	133848	47	SKODA	4050016	138415	70
SEAT	022905100H	133847	47	SKODA	4050016	138419	70
SEAT	022905100K	133848	47	SKODA	4050016	138701	73
SEAT	022905100L	133847	47	SKODA	4050016	138077	106
SEAT	022905100N	133848	47	SKODA	32905106	138425	71
SEAT	022905100P	133847	47	SKODA	32905106	138425	71
SEAT	022905100S	133847	47	SKODA	32905106	138704	73
SEAT	022905100T	133847	47	SKODA	32905106	138420	108
SEAT	032905106B	138425	71	SKODA	36905715	133807	36
SEAT	032905106B	138704	73	SKODA	36905715	133807	36
SEAT	032905106B	138420	108	SKODA	47905104	133824	40
SEAT	036905100A	133807	36	SKODA	032905106B	138425	71
SEAT	036905100B	133807	36	SKODA	032905106B	138704	73
SEAT	036905100C	133807	36	SKODA	032905106B	138420	108
SEAT	036905100D	133807	36	SKODA	036905100A	133807	36
SEAT	036905100E	133807	36	SKODA	036905100B	133807	36
SEAT	036905715A	133807	36	SKODA	036905100C	133807	36
SEAT	036905715C	133807	36	SKODA	036905100D	133807	36
SEAT	036905715E	133807	36	SKODA	036905715A	133807	36
SEAT	036905715F	133807	36	SKODA	036905715C	133807	36
SEAT	03C127026D	133071	117	SKODA	036905715E	133807	36
SEAT	03C127026M	133071	117	SKODA	036905715F	133807	36
SEAT	06A905115A	133806	35	SKODA	03C127026D	133071	117
SEAT	06A905115D	133806	35	SKODA	03C127026M	133071	117
SEAT	06B905115	133828	41	SKODA	03D905105A	133812	37
SEAT	06B905115B	133828	41	SKODA	03D905105B	133812	37
SEAT	06B905115E	133828	41	SKODA	03D905105C	133812	37
SEAT	06B905115G	133806	35	SKODA	03D905105D	133812	37
SEAT	06B905115H	133806	35	SKODA	03D905105E	133812	37
SEAT	06B905115J	133806	35	SKODA	03D905105F	133812	37
SEAT	06B905115L	133806	35	SKODA	03D905115A	133812	37
SEAT	06B905115M	133806	35	SKODA	03D905115B	133812	37
SEAT	06B905115N	133806	35	SKODA	03D905115C	133812	37
SEAT	06B905115Q	133806	35	SKODA	03D905115D	133812	37
SEAT	06B905115R	133806	35	SKODA	03D905115E	133812	37
SEAT	06C905115L	133834	43	SKODA	03D905115F	133812	37
SEAT	06C905115N	133834	43	SKODA	03D905115G	133812	37
SEAT	06D905115K	133835	43	SKODA	06A905115A	133806	35
SEAT	06D905115L	133835	43	SKODA	06A905115D	133806	35
SEAT	06F905115A	133836	44	SKODA	06B905115	133828	41
SEAT	06F905115B	133836	44	SKODA	06B905115B	133828	41
SEAT	06F905115C	133836	44	SKODA	06B905115E	133828	41
SEAT	06F905115E	133836	44	SKODA	06B905115G	133806	35
SEAT	06F905115F	133836	44	SKODA	06B905115H	133806	35
SEAT	06F905115G	133836	44	SKODA	06B905115J	133806	35
SEAT	06H905115	133836	44	SKODA	06B905115L	133806	35
SEAT	07K905715	133836	44	SKODA	06B905115M	133806	35
SEAT	07K905715C	133836	44	SKODA	06B905115N	133806	35
SEAT	07K905715D	133836	44	SKODA	06B905115Q	133806	35
SEAT	07K905715F	133836	44	SKODA	06B905115R	133806	35
SEAT	6N0905104	138419	70	SKODA	06C905115L	133834	43
SEAT	6N0905104	138077	106	SKODA	06C905115N	133834	43
SEAT	867905105A	138415	70	SKODA	06D905115K	133835	43
SEAT	867905105A	138416	70	SKODA	06D905115L	133835	43
SEAT	867905105A	138701	73	SKODA	06F905115A	133836	44
SEAT	SE021913010A	138002	98	SKODA	06F905115B	133836	44
SEAT	SE028915.000B	138738	78	SKODA	06F905115C	133836	44
SEAT	X033967830	138012	100	SKODA	06F905115E	133836	44
SEAT	XO33967830	138012	100	SKODA	06F905115F	133836	44

Nummernvergleichsliste

Cross Reference List

Hersteller Manufacturer	Original No.	HÜCO-No.	Seite Page	Hersteller Manufacturer	Original No.	HÜCO-No.	Seite Page
SKODA	06F905115G	133836	44	TOYOTA	9091902230	133878	55
SKODA	06H905115	133836	44	TOYOTA	9091902239	133846	46
SKODA	07K905715A	133836	44	TOYOTA	9091902240	133844	46
SKODA	07K905715B	133836	44	TOYOTA	9091902247	133874	54
SKODA	07K905715C	133836	44	TOYOTA	9091902248	133874	54
SKODA	07K905715D	133836	44	TOYOTA	9091902260	133874	54
SKODA	07K905715F	133836	44	TOYOTA	90919A2001	133874	54
SKODA	6N0905104	138415	70	TOYOTA	90919C2002	133874	54
SKODA	6N0905104	138419	70	TOYOTA	90919T2002	133846	46
SKODA	6N0905104	138702	73	TOYOTA	CYGS065A	138064	105
SKODA	6N0905104	138077	106	VAG	21905106	138434	71
SMART	0003100V003	138710	74	VAG	21905106	138708	74
SMART	0003100V004	138710	74	VAG	22905715	133847	47
SMART	0003100V004000000	138710	74	VAG	31088001	138434	71
SMART	0003100V005	138710	74	VAG	31088001	138708	74
SMART	0003100V005000000	138710	74	VAG	32905106	138425	71
SMART	3100V003000000	138710	74	VAG	32905106	138704	73
SMART	3100V004000000	138710	74	VAG	32905106	138420	108
SMART	3100V005000000	138710	74	VAG	47905104	133824	40
SMART	C0003100V003	138710	74	VAG	66905100	133857	49
SMART	C0003100V004	138710	74	VAG	357905104	138415	70
SMART	C0003100V005	138710	74	VAG	357905104	138419	70
SMART	Q0003100V003000000	138710	74	VAG	357905104	138701	73
SMART	Q0003100V004000000	138710	74	VAG	867905104	138415	70
SMART	Q0003100V005000000	138710	74	VAG	867905104	138419	70
SSANGYONG	1587003	133814	38	VAG	867905104	138701	73
SUBARU	16600AA170	137107	123	VAG	021905106A	138434	71
SUBARU	22433AA410	138823	90	VAG	021905106A	138708	74
SUBARU	22433AA41A	138823	90	VAG	022905100E	133847	47
SUBARU	22433AA41B	138823	90	VAG	022905100H	133847	47
SUBARU	22433AA570	138823	90	VAG	022905100L	133847	47
SUZUKI	33370641311	138472	109	VAG	022905100P	133847	47
SUZUKI	3,341077e+016	133868	52	VAG	022905100S	133847	47
SUZUKI	3,341077e+017	133868	52	VAG	022905100T	133847	47
SUZUKI	3337054A50	138472	109	VAG	032905106B	138425	71
SUZUKI	3337064B11	138472	109	VAG	032905106B	138704	73
SUZUKI	3341077E11000	133868	52	VAG	032905106B	138420	108
TALBOT	9150491280	138001	97	VAG	032905106D	138425	71
TALBOT	9150633880	138001	97	VAG	04E905110A	133894	59
TALBOT	A50633880	138001	97	VAG	066905100B	133857	49
TOYOTA	297007942	133873	53	VAG	066905100C	133857	49
TOYOTA	297007952	133872	53	VAG	066905100D	133857	49
TOYOTA	1950074040	138868	92	VAG	066905100G	133857	49
TOYOTA	8962010090	138064	105	VAG	06A905115E	133806	35
TOYOTA	8962010120	138064	105	VAG	06B905115	133828	41
TOYOTA	8962012340	138064	105	VAG	06B905115B	133828	41
TOYOTA	8962012410	138065	105	VAG	06B905115E	133828	41
TOYOTA	8962012440	138065	105	VAG	06D905115	133835	43
TOYOTA	8962016070	138064	105	VAG	06D905115A	133835	43
TOYOTA	8962016260	138065	105	VAG	06D905115C	133835	43
TOYOTA	9008019015	133846	46	VAG	06D905115D	133835	43
TOYOTA	9008019019	133846	46	VAG	06D905115F	133835	43
TOYOTA	9008019021	133844	46	VAG	06D905115G	133835	43
TOYOTA	9091902163	138866	92	VAG	06D905115J	133835	43
TOYOTA	9091902164	138865	91	VAG	06D905115K	133835	43
TOYOTA	9091902185	138874	92	VAG	06E905115	133835	43
TOYOTA	9091902197	138868	92	VAG	06E905115A	133835	43
TOYOTA	9091902208	138868	92	VAG	06E905115B	133835	43
TOYOTA	9091902212	133872	53	VAG	06E905115C	133835	43
TOYOTA	9091902213	133873	53	VAG	06E905115D	133835	43
TOYOTA	9091902215	133897	59	VAG	06E905115E	133835	43
TOYOTA	9091902229	133844	46	VAG	6NO905104	138419	70

Nummernvergleichsliste

Cross Reference List

Hersteller Manufacturer	Original No.	HÜCO-No.	Seite Page	Hersteller Manufacturer	Original No.	HÜCO-No.	Seite Page
VAG	867905104A	138415	70	VW	32905106	138425	71
VAG	867905104A	138419	70	VW	32905106	138425	71
VAG	867905104A	138701	73	VW	32905106	138704	73
VAG	04C905110B	133894	59	VW	32905106	138420	108
VAG	04C905110D	133894	59	VW	36905715	133807	36
VAG	04E905110B	133894	59	VW	36905715	133807	36
VAUXHALL	1208007	138761	81	VW	47905115	138419	70
VAUXHALL	3474200	138781	83	VW	58905101	133805	35
VAUXHALL	3474280	138781	83	VW	58905105	133805	35
VAUXHALL	9293480	138781	83	VW	78905101	138440	72
VAUXHALL	9293480	138781	83	VW	78905104	138440	72
VAUXHALL	10457075	138430	71	VW	191905351	138004	99
VAUXHALL	10457870	138804	86	VW	211905351	138002	98
VAUXHALL	12583514	133864	51	VW	357905104	138415	70
VAUXHALL	12613051	133864	51	VW	357905104	138419	70
VAUXHALL	90449739	138780	83	VW	357905104	138701	73
VAUXHALL	90492255	138761	81	VW	357905105	138701	73
VAUXHALL	90510386	138780	83	VW	489051051	138793	84
VAUXHALL	90511450	138761	81	VW	701905104	138416	70
VAUXHALL	905103086	138780	83	VW	701905104	138701	73
VAUXHALL	19005212156300	133809	36	VW	867905104	138415	70
VOLVO	128429	138001	97	VW	867905104	138419	70
VOLVO	328677	138750	79	VW	867905104	138701	73
VOLVO	1275602	133850	47	VW	867905104	138077	106
VOLVO	1275971	133851	48	VW	867905352	138415	70
VOLVO	1298429	138001	97	VW	867905352	138701	73
VOLVO	1317809	138002	98	VW	867905352	138007	99
VOLVO	1317820	138001	97	VW	867905352	138077	106
VOLVO	1332584	138012	100	VW	893905105	138050	104
VOLVO	1346792	138154	110	VW	00A905105	133814	38
VOLVO	1367776	138403	108	VW	021905106A	138434	71
VOLVO	1389939	138002	98	VW	021905106A	138708	74
VOLVO	3208677	138750	79	VW	021905106B	138437	72
VOLVO	3287677	138750	79	VW	021905106B	138708	74
VOLVO	3501921	138013	100	VW	021905106C	138437	72
VOLVO	8677837	133889	57	VW	021905106C	138708	74
VOLVO	9125601	133870	53	VW	022905100A	133848	47
VOLVO	13325840	138012	100	VW	022905100B	133847	47
VOLVO	30684245	133892	58	VW	022905100D	133848	47
VOLVO	30713416	133870	53	VW	022905100E	133847	47
VOLVO	30713417	133889	57	VW	022905100G	133848	47
VOLVO	30731416	138808	86	VW	022905100H	133847	47
VOLVO	30731419	138808	86	VW	022905100K	133848	47
VOLVO	30735759	138803	85	VW	022905100L	133847	47
VOLVO	31216444	138808	86	VW	022905100N	133848	47
VOLVO	32876773	138750	79	VW	022905100P	133847	47
VOLVO	35019215	138013	100	VW	022905100S	133847	47
VOLVO	70863020	138757	80	VW	022905100T	133847	47
VOLVO	70863021	138758	80	VW	022905715B	133847	47
VOLVO	306842450	133892	58	VW	022905715C	133848	47
VOLVO	307134170	133889	57	VW	032905106B	138425	71
VOLVO	341245209	138076	106	VW	032905106B	138704	73
VOLVO	708630207	138757	80	VW	032905106B	138420	108
VOLVO	31216444AA	138808	86	VW	032905106D	138425	71
VOLVO	70 859 134	138682	147	VW	032905106E	138425	71
VW	4028149	138419	70	VW	036905100A	133807	36
VW	21905106	138434	71	VW	036905100B	133807	36
VW	21905106	138708	74	VW	036905100C	133807	36
VW	21905106	138708	74	VW	036905100D	133807	36
VW	22905715	133847	47	VW	036905100E	133807	36
VW	31088001	138434	71	VW	036905101C	133807	36
VW	31088001	138708	74	VW	036905102D	133807	36


Nummernvergleichsliste

Cross Reference List

Hersteller Manufacturer	Original No.	HÜCO-No.	Seite Page	Hersteller Manufacturer	Original No.	HÜCO-No.	Seite Page
VW	036905103E	133807	36	VW	06D905115J	133835	43
VW	036905715A	133807	36	VW	06D905115K	133835	43
VW	036905715C	133807	36	VW	06D905115L	133835	43
VW	036905715E	133807	36	VW	06E127025G	133063	115
VW	036905715F	133807	36	VW	06E905115	133831	42
VW	03C127025R	133060	115	VW	06E905115A	133831	42
VW	03C127025T	133062	115	VW	06E905115B	133831	42
VW	03C127026D	133071	117	VW	06E905115C	133831	42
VW	03C127026M	133071	117	VW	06E905115D	133831	42
VW	03D905105A	133812	37	VW	06E905115E	133831	42
VW	03D905105B	133812	37	VW	06E905115E	133835	43
VW	03D905105C	133812	37	VW	06F127025B	133064	116
VW	03D905105D	133812	37	VW	06F127025D	133061	115
VW	03D905105E	133812	37	VW	06F127025F	133064	116
VW	03D905105F	133812	37	VW	06F127025H	133064	116
VW	03D905115A	133812	37	VW	06F127025J	133064	116
VW	03D905115B	133812	37	VW	06F127025K	133064	116
VW	03D905115C	133812	37	VW	06F905115	133836	44
VW	03D905115D	133812	37	VW	06F905115A	133836	44
VW	03D905115E	133812	37	VW	06F905115B	133836	44
VW	03D905115F	133812	37	VW	06F905115C	133836	44
VW	03D905115G	133812	37	VW	06F905115D	133836	44
VW	03D905715A	133812	37	VW	06F905115E	133836	44
VW	058905101A	138435	71	VW	06F905115F	133836	44
VW	058905105A	138435	71	VW	06F905115G	133836	44
VW	06A905097	138438	72	VW	06H109311B	133058	118
VW	06A905104	138438	72	VW	06H905115	133836	44
VW	06A905115	133806	35	VW	06H9051158	133836	44
VW	06A905115A	133806	35	VW	077905115P	133845	46
VW	06A905115B	133806	35	VW	077905115T	133845	46
VW	06A905115C	133806	35	VW	078905104A	138440	72
VW	06A905115D	133806	35	VW	079127025E	133067	116
VW	06A905115E	133806	35	VW	079127025G	133065	116
VW	06B905105	133828	41	VW	079127025H	133067	116
VW	06B905115	133828	41	VW	079127025J	133065	116
VW	06B905115B	133828	41	VW	079127026D	133068	117
VW	06B905115E	133828	41	VW	079127026F	133066	116
VW	06B905115G	133806	35	VW	079127026H	133068	117
VW	06B905115H	133806	35	VW	079127026J	133066	116
VW	06B905115J	133806	35	VW	07C905115C	133830	42
VW	06B905115L	133806	35	VW	07C905115D	133830	42
VW	06B905115M	133806	35	VW	07C905115E	133830	42
VW	06B905115N	133806	35	VW	07C905115F	133830	42
VW	06B905115Q	133806	35	VW	07C905115H	133830	42
VW	06B905115R	133806	35	VW	07C905115J	133830	42
VW	06B905115S	133806	35	VW	07C905715	133830	42
VW	06B905115T	133806	35	VW	07C905715A	133830	42
VW	06C905115A	133834	43	VW	07K905115B	133836	44
VW	06C905115B	133834	43	VW	07K905715	133836	44
VW	06C905115D	133834	43	VW	07K905715A	133836	44
VW	06C905115E	133834	43	VW	07K905715B	133836	44
VW	06C905115F	133834	43	VW	07K905715C	133836	44
VW	06C905115G	133834	43	VW	07K905715D	133836	44
VW	06C905115H	133834	43	VW	07K905715E	133836	44
VW	06C905115K	133834	43	VW	07K905715F	133836	44
VW	06C905115L	133834	43	VW	191905351A	138004	99
VW	06C905115M	133834	43	VW	191905351B	138004	99
VW	06C905115N	133834	43	VW	191905351C	138004	99
VW	06D109309C	133059	118	VW	211905351A	138002	98
VW	06D905115G	133831	42	VW	211905351B	138002	98
VW	06D905115G	133835	43	VW	211905351D	138002	98
VW	06D905115J	133831	42	VW	211905351E	138002	98

Nummernvergleichsliste
Cross Reference List

Hersteller Manufacturer	Original No.	HÜCO-No.	Seite Page	Hersteller Manufacturer	Original No.	HÜCO-No.	Seite Page
WW	330905115A	138705	73				
WW	443905105C	138050	104				
WW	443905105D	138050	104				
WW	443905105E	138050	104				
WW	4A0905105	138050	104				
WW	4A0905105B	138050	104				
WW	4A0905351	138052	105				
WW	4A0905351A	138052	105				
WW	4D0905351	138055	105				
WW	4D0997351	138055	105				
WW	6C905115D	133831	42				
WW	6N0905104	138415	70				
WW	6N0905104	138419	70				
WW	6N0905104	138702	73				
WW	6N0905104	138077	106				
WW	6NO905104	138419	70				
WW	701905104A	138416	70				
WW	701905104A	138701	73				
WW	867905104A	138415	70				
WW	867905104A	138419	70				
WW	867905104A	138701	73				
WW	867905104A	138077	106				
WW	867905105A	138415	70				
WW	867905105A	138416	70				
WW	867905105A	138701	73				
WW	893905105E	138050	104				
WW	8A0905105	138050	104				
WW	8D0905105	138050	104				
WW	8D0905351	138055	105				
WW	J9091902197	138868	92				
WW	X03967837	138012	100				



Eine Zündspule ist ein Bauteil zur Erzeugung einer Hochspannung, um dadurch eine Funkenentladung an einer Zündkerze zu generieren.

Eine Zündspule besteht aus einer Primär- und Sekundärwicklung, welche unterschiedliche Wicklungszahlen haben. Wenn der Strom in der Primärwicklung abgeschaltet wird, wird dadurch eine Hochspannung in der Sekundärwicklung induziert. Früher wurde die Hochspannung an einer Zündspule erzeugt und über den Zündverteiler auf die Zylinder verteilt. Heutzutage werden pro Zylinder 1-2 Zündspulen direkt verbaut.

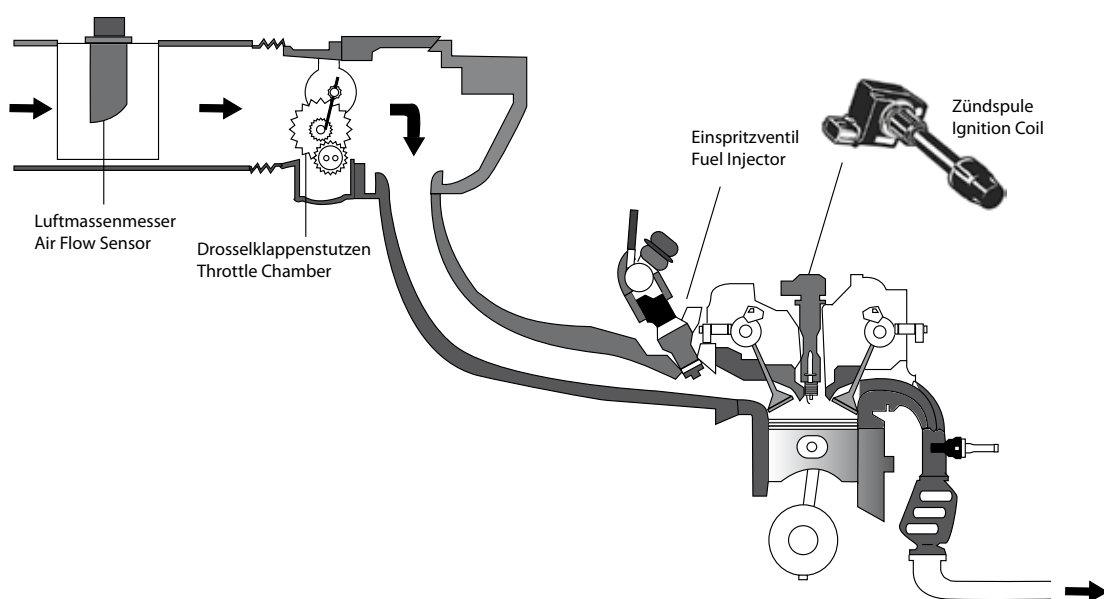
Der Lebenszyklus einer Zündspule hängt stark mit den Umgebungseinflüssen im Motorraum zusammen. Temperaturunterschiede und Vibrationen wirken maßgeblich auf die Zündspule ein.

Die folgenden Probleme treten im Zusammenhang mit der Zündspule auf:

- Die Drehzahl steigt nicht oder es gibt „Löcher“ bei der Beschleunigung
- Der Motor hat Aussetzer
- Der Leerlauf wird unruhig
- Startprobleme obwohl Batterie und Starter voll funktionstüchtig sind

An ignition coil is a component that transforms the battery's low voltage to the thousands of volts required by the spark plugs to efficiently ignite the air / fuel mixture. Ignition coils consist of primary and secondary coils which have different numbers of copper windings on them. When the electric current of the primary coil is switched off, a high voltage is induced in the secondary coil. In the past, the high voltage was generated in one ignition coil and then passed on to the different cylinders by the ignition distributor and ignition cables. Modern engines today typically use 1 or 2 single coils per cylinder. The life cycle of an ignition coil is greatly dependent of the surrounding conditions in the engine itself. Changes in temperature and vibrations can have a great influence. The following problems can occur when an ignition coil is damaged:

- Engine RPM will not increase or stuttering of the engine during acceleration can occur
- General stuttering of the engine
- The idle speed becomes unstable
- Problems during start of engine, even though battery and starter are functioning



Bobine d'accensione Bobines d'allumage

La bobina ha il compito di generare alta tensione che trasmessa alla candela crea una scintilla per l'accensione della miscela aria-benzina. La bobina ha al suo interno due avvolgimenti, primario e secondario, con differenti numeri di spire. Quando la corrente elettrica del primario viene interrotta il campo magnetico prodotto genera, sul secondario, l'alta tensione necessaria per generare la scintilla alla candela. In passato la distribuzione dell'alta tensione prodotta dalla bobina veniva distribuita alle candele d'accensione tramite un distributore di accensione e cavi di collegamento. Con l'introduzione dell'accensione elettronica i moderni motori utilizzano in genere una bobina per uno o due cilindri.

Il ciclo di vita di una bobina d'accensione è fortemente dipendente dalle condizioni dell'ambiente circostante nel vano motore e nel motore stesso. Cambiamenti di temperatura e vibrazioni possono influenzare la loro durata di vita.

Possono verificarsi i seguenti problemi se la bobina è danneggiata:

- Il numero dei giri non aumenta oppure si hanno "vuoti" nell'accelerazione
- Mancamenti di accensione
- Instabilità del motore al minimo
- Possono esserci problemi di avviamento nonostante la batteria e lo starter siano funzionanti

Une bobine d'allumage est un composant générateur de haute tension permettant de produire une décharge par étincelles sur une bougie d'allumage. Une bobine d'allumage est constituée d'un enroulement primaire et secondaire possédant différents nombres de spires. Si le courant présent dans l'enroulement primaire est coupé, ceci induit une haute tension dans l'enroulement secondaire. Autrefois, la haute tension était générée dans une bobine d'allumage, puis répartie via le distributeur. De nos jours, 1-2 bobines d'allumage par cylindre sont installées directement.

Le cycle de vie d'une bobine d'allumage dépend largement des conditions ambiantes qui règnent dans le compartiment moteur. Les écarts de température et les vibrations ont un impact significatif sur la bobine d'allumage.

Les problèmes suivants peuvent se présenter en connexion avec la bobine d'allumage :

- La vitesse n'augmente pas ou bien il y a des trous «à l'accélération
- Le moteur a des ratés
- Le ralenti devient instable
- Problèmes de démarrage, alors même que la batterie et le starter sont pleinement fonctionnels



ORIGINAL- AND O.E.M.-NO.

HÜCO-NO.

BERU		
0040100048	0040100052	0040100071
ZS052		
BOSCH		
0986221001		
GENERAL MOTORS		
91159996		
HITACHI		
HEXEXA4004G		
NISSAN		
2244800QAA	2244800QAE	224480QAA
OPEL		
4408389	4413223	4413233
91159996		
RENAULT		
215952732	7700107177	7700113357
7700875000	8200154186	8200208611
8200380267	8200405098	8200568671
8200765882	82001541086	82002008611
2526180A	7700113357A	8200154186A

13 3800



ORIGINAL- AND O.E.M.-NO.

HÜCO-NO.

FIAT
46777288

13 3801

Bobine d'accensione
Bobines d'allumage



ORIGINAL- AND O.E.M.-NO.

LAND ROVER		
NEC000070	NEC000070L	NEC000110L
ROVER		
NEC000070	NEC000110	

HÜCO-NO.

13 3802



ORIGINAL- AND O.E.M.-NO.

CITROËN		
597077	597094	96362683
9633001580	9664401880	
FIAT		
9633001580		
LANCIA		
7701479027	9633001580	
PEUGEOT		
597077	597094	96362683
9633001580	9664401880	
RENAULT		
7701479027	9633001580	

HÜCO-NO.

13 3803



ORIGINAL- AND O.E.M.-NO.

BMW		
1404309	1703227	1703228
1703825	1748017	1748018
12131404309	12131703227	12131703228
12131703825	12131748017	12131748018
12139067830	9633001580	9664401880
ROVER		
GCL307	NEC000040	NEC101000
NEC101000L	NEC101010	

HÜCO-NO.

13 3804



ORIGINAL- AND O.E.M.-NO.			HÜCO-NO.
AUDI			13 3805
058905101	58905101	058905105	
ZS016	ZS020		
BOSCH			
0986221011			
VW			
058905101	058905105		



ORIGINAL- AND O.E.M.-NO.			HÜCO-NO.
AUDI			13 3806
06A905115	06A905115A	06A905115B	
06A905115C	06A905115D	06B905115G	
06B905115H	06B905115J	06B905115L	
06B905115N	06B905115R	06B905115S	
06B905116J	06B905117L		
SEAT			
06A905115A	06A905115D	06B905115G	
06B905115H	06B905115J	06B905115L	
06B905115M	06B905115N	06B905115Q	
06B905115R			
SKODA			
06A905115A	06A905115D	06B905115G	
06B905115H	06B905115J	06B905115L	
06B905115M	06B905115N	06B905115Q	
06B905115R			
VAG			
06A905115E			
VW			
06A905115	06A905115A	06A905115B	
06A905115C	06A905115D	06A905115E	
06B905115G	06B905115H	06B905115J	
06B905115L	06B905115M	06B905115N	
06B905115Q	06B905115R	06B905115S	
06B905115T			

Bobine d'accensione
Bobines d'allumage



ORIGINAL- AND O.E.M.-NO.

HÜCO-NO.

AUDI			
036905100C	036905100D	036905715A	
036905715C	036905715E		
BOSCH			
0986221023			
SEAT			
036905715	36905715	036905100A	
036905100B	036905100C	036905100D	
036905100E	036905715A	036905715C	
036905715E	036905715F		
SKODA			
036905715	36905715	036905100A	
036905100B	036905100C	036905100D	
036905715A	036905715C	036905715E	
036905715F			
VW			
036905715	36905715	036905100A	
036905100B	036905100C	036905100D	
036905100E	036905101C	036905102D	
036905103E	036905715A	036905715C	
036905715E	036905715F		

13 3807



ORIGINAL- AND O.E.M.-NO.

HÜCO-NO.

GENERAL MOTORS		
19005212		
OPEL		
1208307	19005212	
VAUXHALL		
19005212156300		

13 3809



ORIGINAL- AND O.E.M.-NO.

HÜCO-NO.

GENERAL MOTORS		
09119567	9119567	90536194
OPEL		
1208008	09119567	9119567
90536194		
SAAB		
9119567		

13 3810



ORIGINAL- AND O.E.M.-NO.

HÜCO-NO.

BMW

1317232	1402440	1402713
1404102	1703359	1703360
1720166	1726176	1726177
1726178	1727108	1730520
1730765	1730766	1731884
1734468	1748394	1748395
1777666	9066468	12131317232
12131317585	12131402440	12131402713
12131404102	12131703359	12131720166
12131726176	12131726177	12131726178
12131727108	12131729842	12131730502
12131730765	12131730766	12131731134
12131731884	12131734468	12131748394
12131748395	12131777666	12137703359
12139066468	1726178B	1731134B
1731178B		

13 3811



ORIGINAL- AND O.E.M.-NO.

HÜCO-NO.

SKODA

03D905105A	03D905105B	03D905105C
03D905105D	03D905105E	03D905105F
03D905115A	03D905115B	03D905115C
03D905115D	03D905115E	03D905115F
03D905115G		

13 3812

VW

03D905105A	03D905105B	03D905105C
03D905105D	03D905105E	03D905105F
03D905115A	03D905115B	03D905115C
03D905115D	03D905115E	03D905115F
03D905115G	03D905715A	



ORIGINAL- AND O.E.M.-NO.

HÜCO-NO.

MERCEDES-BENZ

0001500280	1500280	1587003
A0001500280	A0001587003	

13 3813

Bobine d'accensione
Bobines d'allumage



ORIGINAL- AND O.E.M.-NO.

HÜCO-NO.

AUDI
 00A905105
MERCEDES-BENZ
 0001587103 0001587503 A0001587103
 A0001587503
SSANGYONG
 0001587003
VW
 00A905105

13 3814



ORIGINAL- AND O.E.M.-NO.

HÜCO-NO.

GENERAL MOTORS
 90532618 90543059
OPEL
 1208306 90532618 90543059
 904543059

13 3815



ORIGINAL- AND O.E.M.-NO.

HÜCO-NO.

OPEL
 1208012 90543253 90560110

13 3816



ORIGINAL- AND O.E.M.-NO.

HÜCO-NO.

PEUGEOT
 596319 597072 597074
 96246755 96281585 9628158580
 5970.74 5970A9

13 3817



ORIGINAL- AND O.E.M.-NO.

HÜCO-NO.

CITROËN			
596319	597078	597079	
597090	597097	96358649	
5970A8			
PEUGEOT			
596319	597078	597079	
96358649			
VALEO			
245097	2526208		

13 3818



ORIGINAL- AND O.E.M.-NO.

HÜCO-NO.

CITROËN			
597080	96363378		
PEUGEOT			
597080	597099	96363378	

13 3819



ORIGINAL- AND O.E.M.-NO.

HÜCO-NO.

CITROËN			
597056	96213086	5970A2	
PEUGEOT			
597056	96213086	5970A2	

13 3820

Bobine d'accensione
Bobines d'allumage



ORIGINAL- AND O.E.M.-NO.			HÜCO-NO.
CITROËN			13 3821
0000597073	597073	96292106	
PEUGEOT			
597073	96292106	5970A4	



ORIGINAL- AND O.E.M.-NO.			HÜCO-NO.
MERCEDES-BENZ			13 3822
0001500780	0001501380	A0001501380	



ORIGINAL- AND O.E.M.-NO.			HÜCO-NO.
SKODA			13 3824
047905104			
VW			
047905104			



ORIGINAL- AND O.E.M.-NO.			HÜCO-NO.
BMW			13 3825
1712219	1712223	7551260	
12131712219	12131712223	12137551260	



ORIGINAL- AND O.E.M.-NO.

LADA
2112370501010 21120370501010

HÜCO-NO.

13 3826



ORIGINAL- AND O.E.M.-NO.

FIAT
46777286 55180004

HÜCO-NO.

13 3827



ORIGINAL- AND O.E.M.-NO.

AUDI			
06B905115	06B905115B	06B905115E	
HITACHI			
CM11201C	CM11201D		
SEAT			
06B905115	06B905115B	06B905115E	
SKODA			
06B905115	06B905115B	06B905115E	
VAG			
06B905115	06B905115B	06B905115E	
VW			
06B905105	06B905115	06B905115B	
06B905115E			

HÜCO-NO.

13 3828

Bobine d'accensione
Bobines d'allumage



ORIGINAL- AND O.E.M.-NO.

ALFA ROMEO
46467542
FIAT
46467542
LANCIA
46467542

HÜCO-NO.

13 3829



ORIGINAL- AND O.E.M.-NO.

AUDI
07C905115J
BERU
ZSE031
VW
07C905115C
07C905115F
07C905715

07C905115D
07C905115H
07C905715A

07C905115E
07C905115J

HÜCO-NO.

13 3830



ORIGINAL- AND O.E.M.-NO.

AUDI
06E905115
VW
06D905115G
06E905115A
06E905115D

06E905115A
06D905115J
06E905115B
06E905115E

06E905115E
06E905115
06E905115C
6C905115D

HÜCO-NO.

13 3831



ORIGINAL- AND O.E.M.-NO.

FIAT
71739725
GENERAL MOTORS
1104082
OPEL
1208021

10458316
10458316

HÜCO-NO.

13 3832



ORIGINAL- AND O.E.M.-NO.

MERCEDES-BENZ
0001501780
A0001502880

0001502880

A0001501780

HÜCO-NO.

13 3833



ORIGINAL- AND O.E.M.-NO.

AUDI
06C905115L
SEAT
06C905115L
SKODA
06C905115L
VW
06C905115A
06C905115E
06C905115H
06C905115M

06C905115N

06C905115N

06C905115N

06C905115B

06C905115F

06C905115K

06C905115N

06C905115D

06C905115G

06C905115L

HÜCO-NO.

13 3834



ORIGINAL- AND O.E.M.-NO.

AUDI
06D905115K
SEAT
06D905115K
SKODA
06D905115K
VAG
06D905115
06D905115D
06D905115J
06E905115A
06E905115D
VW
06D905115G
06D905115L

06D905115L

06D905115L

06D905115L

06D905115A

06D905115F

06D905115K

06E905115B

06E905115E

06D905115J

06E905115E

06D905115C

06D905115G

06E905115

06E905115C

06D905115K

HÜCO-NO.

13 3835

Bobine d'accensione
Bobines d'allumage



ORIGINAL- AND O.E.M.-NO.

HÜCO-NO.

AUDI			
06F905115A	06F905115B	06F905115C	
06F905115E	06F905115F	06F905115G	
07K905715	07K905715A	07K905715C	
07K905715D	07K905715E		
SEAT			
06F905115A	06F905115B	06F905115C	
06F905115E	06F905115F	06F905115G	
06H905115	07K905715	07K905715C	
07K905715D	07K905715F		
SKODA			
06F905115A	06F905115B	06F905115C	
06F905115E	06F905115F	06F905115G	
06H905115	07K905715A	07K905715B	
07K905715C	07K905715D	07K905715F	
VW			
06F905115	06F905115A	06F905115B	
06F905115C	06F905115D	06F905115E	
06F905115F	06F905115G	06H905115	
06H9051158	07K905115B	07K905715	
07K905715A	07K905715B	07K905715C	
07K905715D	07K905715E	07K905715F	

13 3836



ORIGINAL- AND O.E.M.-NO.

HÜCO-NO.

LAND ROVER		
NEC000120L	NEC100730L	
ROVER		
NEC000120	NEC100730	

13 3837



ORIGINAL- AND O.E.M.-NO.

HÜCO-NO.

ROVER		
NEC000130	NEC100870	

13 3838



ORIGINAL- AND O.E.M.-NO.

GENERAL MOTORS

93177212

OPEL

1208020

24420584

93177212

HÜCO-NO.

13 3839



ORIGINAL- AND O.E.M.-NO.

ALFA ROMEO

7793212

FIAT

7793212

LANCIA

7793212

HÜCO-NO.

13 3840



ORIGINAL- AND O.E.M.-NO.

ALFA ROMEO

46755605

FIAT

46755605

HÜCO-NO.

13 3841



ORIGINAL- AND O.E.M.-NO.

CITROËN

597087

5970A0

PEUGEOT

597087

5970A0

HÜCO-NO.

13 3842

Bobine d'accensione
Bobines d'allumage



ORIGINAL- AND O.E.M.-NO.

CITROËN
597084 5970A5
PEUGEOT
597084 5970A5

HÜCO-NO.

13 3843



ORIGINAL- AND O.E.M.-NO.

TOYOTA
9008019021 9091902229 9091902240

HÜCO-NO.

13 3844



ORIGINAL- AND O.E.M.-NO.

AUDI
077905115B 077905115C 077905115E
077905115F 077905115H 077905115K
077905115P 077905115Q 077905115T
BERU
0040102061 ZSE061
VW
077905115P 077905115T

HÜCO-NO.

13 3845



ORIGINAL- AND O.E.M.-NO.

CITROËN
597088
PEUGEOT
597088
TOYOTA
9008019015 9008019019 9091902239
90919T2002

HÜCO-NO.

13 3846



ORIGINAL- AND O.E.M.-NO.

HÜCO-NO.

SEAT			13 3847
022905100B	022905100E	022905100H	
022905100L	022905100P		
022905100S			
VAG			
022905715	022905100E	022905100H	
022905100L	022905100P	022905100S	
022905100T			
VW			
022905715	022905100B	022905100E	
022905100H	022905100L	022905100P	
022905100S	022905100T	022905715B	



ORIGINAL- AND O.E.M.-NO.

HÜCO-NO.

FORD			13 3848
1331283	1362718		
SEAT			
022905100A	022905100D	022905100G	
022905100K	022905100N		
VW			
022905100A	022905100D	022905100G	
022905100K	022905100N	022905715C	



ORIGINAL- AND O.E.M.-NO.

HÜCO-NO.

FIAT			13 3849
46460582			
HITACHI			
CM14301	HEXEXACM14301		
LANCIA			
46460582			



ORIGINAL- AND O.E.M.-NO.

HÜCO-NO.

VOLVO			13 3850
1275602			

Bobine d'accensione
Bobines d'allumage



ORIGINAL- AND O.E.M.-NO.

VOLVO
 1275971

HÜCO-NO.

13 3851



ORIGINAL- AND O.E.M.-NO.

FORD
 1224925 1314271 1322402
 4M5G12A366BA 4M5G12A366BB 4M5G12A366BC

HÜCO-NO.

13 3852



ORIGINAL- AND O.E.M.-NO.

PEUGEOT
 597081

HÜCO-NO.

13 3853



ORIGINAL- AND O.E.M.-NO.

CITROËN
 597085 9651710680 96 517 106 80
GENERAL MOTORS
 1104091
PEUGEOT
 597085 5970 85 96 517 106 80

HÜCO-NO.

13 3854



ORIGINAL- AND O.E.M.-NO.

OPEL
1208209 9118114 90584336

HÜCO-NO.

13 3855



ORIGINAL- AND O.E.M.-NO.

OPEL
1208210 9118115 90584337

HÜCO-NO.

13 3856



ORIGINAL- AND O.E.M.-NO.

VW
066905100 066905100B 066905100C
066905100D 066905100G

HÜCO-NO.

13 3857



ORIGINAL- AND O.E.M.-NO.

HITACHI CM11205B
CM11205
NISSAN 224484M50A
224484M500

HÜCO-NO.

13 3858

Bobine d'accensione
Bobines d'allumage



ORIGINAL- AND O.E.M.-NO.

CITROËN
597055 96213181
SEAT
06A906461A
PEUGEOT
597055

HÜCO-NO.

13 3859



ORIGINAL- AND O.E.M.-NO.

HITACHI
224486N015 AIC4004G
NISSAN
224486N000 224486N001 224486N002
224486N010 224486N012

HÜCO-NO.

13 3860



ORIGINAL- AND O.E.M.-NO.

ALFA ROMEO
46469863
FIAT
46469863
LANCIA
46469863

HÜCO-NO.

13 3861



ORIGINAL- AND O.E.M.-NO.

CITROËN
597057 2526086 5970A1
PEUGEOT
597057 5970A1
RENAULT
7701205906 9619025280

HÜCO-NO.

13 3862



ORIGINAL- AND O.E.M.-NO.

NISSAN
22448ED800 22448ED800EP
RENAULT
7701065086

HÜCO-NO.

13 3863



ORIGINAL- AND O.E.M.-NO.

ALFA ROMEO
71753911
CADILLAC
12583514 12613051 12613057
12629037
FIAT
71753911
HOLDEN
12566569
LANCIA
71753911
OPEL
1208039 1208081 12566569
12583514 12613051 12613057
12629037
SAAB
12583514 12613051 12613057
12629037
VAUXHALL
12583514 12613051

HÜCO-NO.

13 3864



ORIGINAL- AND O.E.M.-NO.

ALFA ROMEO
46403328
FIAT
46403328
LANCIA
46403328

HÜCO-NO.

13 3865

Bobine d'accensione
Bobines d'allumage



ORIGINAL- AND O.E.M.-NO.

OPEL
1208028 24420622 93180806

HÜCO-NO.

13 3866



ORIGINAL- AND O.E.M.-NO.

OPEL
0221504030
RENAULT
8200699627

HÜCO-NO.

13 3867



ORIGINAL- AND O.E.M.-NO.

SUZUKI
3341077E10 3341077E11 3341077E11000

HÜCO-NO.

13 3868



ORIGINAL- AND O.E.M.-NO.

HYUNDAI
2730039000 2730039050
KIA
2730039050

HÜCO-NO.

13 3869



ORIGINAL- AND O.E.M.-NO.

VOLVO
9125601 30713416

HÜCO-NO.

13 3870



ORIGINAL- AND O.E.M.-NO.

CITROËN
96211048
PEUGEOT
597051 5970A7

HÜCO-NO.

13 3871



ORIGINAL- AND O.E.M.-NO.

TOYOTA
0297007952 9091902212

HÜCO-NO.

13 3872



ORIGINAL- AND O.E.M.-NO.

TOYOTA
0297007942 9091902213

HÜCO-NO.

13 3873

Bobine d'accensione
Bobines d'allumage



ORIGINAL- AND O.E.M.-NO.

TOYOTA		
9091902247	9091902248	9091902260
90919A2001	90919C2002	

HÜCO-NO.

13 3874



ORIGINAL- AND O.E.M.-NO.

BMW		
12137551049	12137562744	12137571643
12137594937		
CITROËN		
597064	V756274480	V757164380
V759493780		
PEUGEOT		
597064		
V756274480	V757164380	V759493780

HÜCO-NO.

13 3875



ORIGINAL- AND O.E.M.-NO.

BMW		
12137571644	12137582627	12137594935
12137638477	XXX7562745	

HÜCO-NO.

13 3876



ORIGINAL- AND O.E.M.-NO.

HYUNDAI
 2730138020

HÜCO-NO.

13 3877



ORIGINAL- AND O.E.M.-NO.

TOYOTA
9091902230

HÜCO-NO.

13 3878



ORIGINAL- AND O.E.M.-NO.

OPEL
9198834 90424480

HÜCO-NO.

13 3879



ORIGINAL- AND O.E.M.-NO.

OPEL
9195819 90564334

HÜCO-NO.

13 3880



In Vorbereitung
Under development

ORIGINAL- AND O.E.M.-NO.

PORSCHE
94860210409 94860210400 94860210401
94860210403 94860210405 94860210407
94860210408

HÜCO-NO.

13 3881

Bobine d'accensione
Bobines d'allumage



ORIGINAL- AND O.E.M.-NO.

GENERAL MOTORS
12568062
OPEL
12568062

HÜCO-NO.

13 3882



ORIGINAL- AND O.E.M.-NO.

CITROËN		
597075	597098	9634131480
PEUGEOT		
597075	597098	9634131480

HÜCO-NO.

13 3883



ORIGINAL- AND O.E.M.-NO.

FORD		
1404981	1716750	297008392
6E5G12A366AD	6E5G12A366AE	

HÜCO-NO.

13 3884



ORIGINAL- AND O.E.M.-NO.

OPEL	
9153250	93172030

HÜCO-NO.

13 3885



ORIGINAL- AND O.E.M.-NO.

HYUNDAI
OK2A318100A OK2A318100A
KIA
OK2A318100A OK2A318100A
MAZDA
OK2A318100A K2A318100A OK2A318100A

HÜCO-NO.

13 3886



ORIGINAL- AND O.E.M.-NO.

FORD
5008049 2W4E12A366AC 2W4E12A366AD
2W4Z12029A
JAGUAR
C2S42751 XR842741

HÜCO-NO.

13 3887



ORIGINAL- AND O.E.M.-NO.

HYUNDAI
2730039800
KIA
2730039800

HÜCO-NO.

13 3888



ORIGINAL- AND O.E.M.-NO.

FORD
1371601 6M5G12029AA
VOLVO
8677837 30713417 307134170

HÜCO-NO.

13 3889

Bobine d'accensione
Bobines d'allumage



ORIGINAL- AND O.E.M.-NO.

KIA
OK24718100A OK24718100A

HÜCO-NO.

13 3890



ORIGINAL- AND O.E.M.-NO.

FORD
0997001120 6R8312A366AA
JAGUAR
AJ810445 AJ83415 AJ87644
LAND ROVER
526466
ROVER
4744015

HÜCO-NO.

13 3891



ORIGINAL- AND O.E.M.-NO.

FORD
6G9N12A366
LAND ROVER
LR002954
VOLVO
30684245 306842450

HÜCO-NO.

13 3892



ORIGINAL- AND O.E.M.-NO.

FORD
3W7Z12029AA 11202908 1L2U12029AA
1L2Z12029AA 1L5Z12029AA F7TU12029BA
F7TU12A366AB F7TU12A366BA F7TZ12029AB
F7TZ12029BA F7TZ12029CA F7TZ12029CC
ROVER
NEL000010

HÜCO-NO.

13 3893



ORIGINAL- AND O.E.M.-NO.

VAG
04E905110A 04C905110B 04C905110D
04E905110B

HÜCO-NO.

13 3894



ORIGINAL- AND O.E.M.-NO.

HYUNDAI
2730126640
KIA
2730126640

HÜCO-NO.

13 3895



ORIGINAL- AND O.E.M.-NO.

JAGUAR
C2S11480 C2S42673 C2S7928

HÜCO-NO.

13 3896



ORIGINAL- AND O.E.M.-NO.

TOYOTA
9091902215

HÜCO-NO.

13 3897

Bobine d'accensione
Bobines d'allumage



ORIGINAL- AND O.E.M.-NO.			HÜCO-NO.
HITACHI AIC1355	HEXEXA1355		13 3898
MAZDA N3H118100	N3H118100A	N3H118100B	



ORIGINAL- AND O.E.M.-NO.			HÜCO-NO.
HITACHI AIC2408N	HEXEXA2408N		13 3901
NISSAN 22448ED000 22448JA00C	22448EN200	22448JA00A	



ORIGINAL- AND O.E.M.-NO.			HÜCO-NO.
HITACHI AIC2409N	HEXEXA2409N		13 3902
NISSAN 22448JA10A	22448JA10C		



ORIGINAL- AND O.E.M.-NO.			HÜCO-NO.
HITACHI AIC3004G	HEXEXA3004G		13 3903
NISSAN 2244876W00	22448U715		



ORIGINAL- AND O.E.M.-NO.

HITACHI AIC3103E HEXEXA3103N	AIC3103G	AIC3103N
NISSAN 22448AL600 22448AL61C	22448AL610	22448AL615

HÜCO-NO.

13 3906



ORIGINAL- AND O.E.M.-NO.

HITACHI AIC4001G	HEXEXA4001G	
NISSAN 224488H300 224488H315	224488H310 224489Y600	224488H314

HÜCO-NO.

13 3907



ORIGINAL- AND O.E.M.-NO.

HITACHI AIC4002G	HEXEXA4002G	
NISSAN 22448AR210	22448AR215	

HÜCO-NO.

13 3908



ORIGINAL- AND O.E.M.-NO.

HITACHI AIC6207J	HEXEXA6207J	
NISSAN 22448AX001		

HÜCO-NO.

13 3909

Bobine d'accensione
Bobines d'allumage



ORIGINAL- AND O.E.M.-NO.

HITACHI
CM11-109 M CM11109C CM11-109E
U09007COIL
HONDA
30520PWA003

HÜCO-NO.

13 3910



ORIGINAL- AND O.E.M.-NO.

HITACHI
CM11205B U08001COIL
NISSAN
224484M500 224484M50A

HÜCO-NO.

13 3911



ORIGINAL- AND O.E.M.-NO.

HITACHI
CM11206 U08002COIL
NISSAN
224486J901

HÜCO-NO.

13 3912



ORIGINAL- AND O.E.M.-NO.

HITACHI
CM11207AC CM11207ACM CM11207AE
U09001COIL
HONDA
30520-RCA-S01
NISSAN
30520RCAA02

HÜCO-NO.

13 3913



ORIGINAL- AND O.E.M.-NO.

HITACHI
HEXEXM1301A MCP1301A
NISSAN
2244831U00 2244831U01

HÜCO-NO.

13 3914



ORIGINAL- AND O.E.M.-NO.

HITACHI
HEXEXM1351A MCP1351A
NISSAN
2244831U05 2244831U06

HÜCO-NO.

13 3915



ORIGINAL- AND O.E.M.-NO.

HITACHI
HEXEXM2851G MCP2851G
NISSAN
224482Y015

HÜCO-NO.

13 3916



ORIGINAL- AND O.E.M.-NO.

HITACHI
HEXEXM2841G MCP2841G
NISSAN
224482Y010

HÜCO-NO.

13 3917

Bobine d'accensione
Bobines d'allumage



ORIGINAL- AND O.E.M.-NO.

HITACHI
 HEXEXM2842 MCP2842
NISSAN
 224484W000

HÜCO-NO.

13 3918



ORIGINAL- AND O.E.M.-NO.

HITACHI
 HEXEXM2843 MCP2843
NISSAN
 224482Y001

HÜCO-NO.

13 3919



ORIGINAL- AND O.E.M.-NO.

HITACHI
 HEXEXM2851 MCP2851
NISSAN
 224482Y005

HÜCO-NO.

13 3921



ORIGINAL- AND O.E.M.-NO.

HITACHI
 HEXEXM2853A MCP2853A
NISSAN
 224482Y006 224482Y007

HÜCO-NO.

13 3922



ORIGINAL- AND O.E.M.-NO.

HITACHI
HEXEXM2854 MCP2854
NISSAN
224484W011

HÜCO-NO.

13 3923



ORIGINAL- AND O.E.M.-NO.

HITACHI
HEXEXM2844 MCP2844
NISSAN
224484W001

HÜCO-NO.

13 3924



ORIGINAL- AND O.E.M.-NO.

HITACHI
AIC3102N
NISSAN
224488J100 224488J110 224488J111
224488J115 224488J11C

HÜCO-NO.

13 3925



ORIGINAL- AND O.E.M.-NO.

FERRARI
46473849
FIAT
46473849
HITACHI
CM11202
LANCIA
46473849

HÜCO-NO.

13 3926

Bobine d'accensione
Bobines d'allumage



ORIGINAL- AND O.E.M.-NO.

HITACHI
MCP2471
NISSAN
224482Y700

HÜCO-NO.

13 3927



ORIGINAL- AND O.E.M.-NO.

HITACHI
MCP2852
NISSAN
224484W010

HÜCO-NO.

13 3928



ORIGINAL- AND O.E.M.-NO.

HITACHI
HEXEXBB20P
NISSAN
224481KC0A

HÜCO-NO.

13 3929



ORIGINAL- AND O.E.M.-NO.

HITACHI
CM11108C CM11108D CM11108M
HONDA
30521PWA003

HÜCO-NO.

13 3930



ORIGINAL- AND O.E.M.-NO.

HITACHI
DSC1501A
MAZDA
ZL0118100 ZL0118100A ZL0118100B

HÜCO-NO.

13 3931



ORIGINAL- AND O.E.M.-NO.

HITACHI
DSC1502A HEXEXD1502A
MAZDA
FP8518100A FP8518100B FP8518100C
FPY118100

HÜCO-NO.

13 3932



ORIGINAL- AND O.E.M.-NO.

HITACHI
CM11106 CM11106A
HONDA
30520PHM003 30520PHMS01

HÜCO-NO.

13 3933



ORIGINAL- AND O.E.M.-NO.

HITACHI
CM11110C CM11110D CM11110E
CM11110F CM11110M
HONDA
30520PWC003 30520PWC013 30520PWCS01

HÜCO-NO.

13 3934



In Vorbereitung
Under development

ORIGINAL- AND O.E.M.-NO.

HITACHI
CM1T231
HONDA
30500P2AJ01

HÜCO-NO.

13 3935



In Vorbereitung
Under development

ORIGINAL- AND O.E.M.-NO.

HITACHI
AIC5462Y
MAZDA
ZJ2018100

HÜCO-NO.

13 3936



In Vorbereitung
Under development

ORIGINAL- AND O.E.M.-NO.

HITACHI
DSC511B
MAZDA
B6MC1810XA
B6MC1810XD

HÜCO-NO.

13 3937

HEXEXD511B

B6MC1810XB

B6MC1810XC



In Vorbereitung
Under development

ORIGINAL- AND O.E.M.-NO.

HITACHI
DSC551C
MAZDA
FP391810XC

HÜCO-NO.

13 3938

HEXEXD551C

FP391810XD

FPY11810X



In Vorbereitung
Under development

ORIGINAL- AND O.E.M.-NO.

HITACHI
AIC4051 HEXEXA4051
MAZDA
ZJ0118100A

HÜCO-NO.

13 3939



In Vorbereitung
Under development

ORIGINAL- AND O.E.M.-NO.

HITACHI
DSC1502A HEXEXD1502A
MAZDA
FP8518100A FP8518100B FP8518100C
FPY118100

HÜCO-NO.

13 4000



ORIGINAL- AND O.E.M.-NO.

FORD
1L8E12A366AC 1L8U12A366AA 1L8Z12029AA
1L8Z12029AB 5033452 9L8E12A366AA
MAZDA
AJ0918100A AJ0318100 AJ0918100

HÜCO-NO.

13 4001



ORIGINAL- AND O.E.M.-NO.

FORD
2M2E12A366AC 2M2Z12029AC
MAZDA
AJ5118100A AJ5118100

HÜCO-NO.

13 4002

Bobine d'accensione
Bobines d'allumage




ORIGINAL- AND O.E.M.-NO.

HÜCO-NO.

AUDI			
867905104	867905352	867905104A	
867905105A			
SEAT			
867905104	867905105A		
SKODA			
004050016	6N0905104		
VW			
357905104	867905104	867905352	
6N0905104	867905104A	867905105A	

13 8415



ORIGINAL- AND O.E.M.-NO.

HÜCO-NO.

AUDI			
701905104	701905104A		
SEAT			
867905105A			
VW			
701905104	701905104A	867905105A	

13 8416



ORIGINAL- AND O.E.M.-NO.

HÜCO-NO.

AUDI			
004028149	047905115	867905104	
6N0905104	6N0905104	867905104A	
SEAT			
867905104	6N0905104		
SKODA			
004050016	6N0905104		
VW			
004028149	047905115	357905104	
867905104	6N0905104	6N0905104	
867905104A			

13 8419




ORIGINAL- AND O.E.M.-NO.

HÜCO-NO.

AUDI			
032905106	32905106	032905106B	
032905106D			
SEAT			
032905106	32905106	032905106B	
SKODA			
032905106	32905106	032905106B	
VW			
032905106	32905106	032905106B	
032905106D	032905106E		

13 8425




ORIGINAL- AND O.E.M.-NO.

HÜCO-NO.

ALFA ROMEO			
46410164			
FIAT			
7778982			
GENERAL MOTORS			
9619	1103872	1103905	
1103982	1104003	10457075	
OPEL			
1103872	1103905	1208063	
10457075			
VAUXHALL			
10457075			

13 8430



ORIGINAL- AND O.E.M.-NO.

HÜCO-NO.

AUDI			
021905106	31088001	021905106A	
FORD			
1008464	95VW12029AA		
MERCEDES-BENZ			
0031585001	A0031585001		
VW			
021905106	31088001	021905106A	

13 8434




ORIGINAL- AND O.E.M.-NO.

HÜCO-NO.

AUDI			
058905101A	058905105A		
VW			
058905101A	058905105A		

13 8435

Bobine d'accensione
Bobines d'allumage



ORIGINAL- AND O.E.M.-NO.

HÜCO-NO.

AUDI		
021905106B	021905106C	
SEAT		
021905106C		
VW		
021905106B	021905106C	

13 8437



ORIGINAL- AND O.E.M.-NO.

HÜCO-NO.

AUDI		
06A905097	06A905104	
VW		
06A905097	06A905104	

13 8438



ORIGINAL- AND O.E.M.-NO.

HÜCO-NO.

AUDI			
078905101	078905104		
VW			
078905101	078905104	078905104A	

13 8440



ORIGINAL- AND O.E.M.-NO.

HÜCO-NO.

AUDI		
078905101A	078905101C	

13 8441



ORIGINAL- AND O.E.M.-NO.

HÜCO-NO.

AUDI			
357905104	357905105	701905104	
867905104	867905352	701905104A	
867905104A	867905105A		
SEAT			
867905104	867905105A		
SKODA			
004050016			
VW			
357905104	357905105	701905104	
867905104	867905352	701905104A	
867905104A	867905105A		

13 8701

Achtung: Bei diesem Artikel handelt es sich um eine Einzelspule ohne Zündmodul. Wir empfehlen die Bestellung von Artikelnummer 138415 oder 138416 (Zündspuleneinheit inkl. Zündmodul)

Attention: This product is a single ignition coil without ignition module. We recommend to order part number 138415 or 138416 (Ignition coil unit incl. module)



ORIGINAL- AND O.E.M.-NO.

HÜCO-NO.

AUDI	
6N0905104	
SKODA	
6N0905104	
VW	
6N0905104	

13 8702

Achtung: Bei diesem Artikel handelt es sich um eine Einzelspule ohne Zündmodul. Wir empfehlen die Bestellung von Artikelnummer 138419 (Zündspuleneinheit inkl. Zündmodul)

Attention: This product is a single ignition coil without ignition module. We recommend to order part number 138419 (Ignition coil unit incl. module)



ORIGINAL- AND O.E.M.-NO.

HÜCO-NO.

AUDI			
311740	032905106	32905106	
040100022	40100022	221603009	
032905106B			
SEAT			
032905106	032905106B		
SKODA			
032905106	032905106B		
VW			
032905106	032905106B		

13 8704

Achtung: Bei diesem Artikel handelt es sich um eine Einzelspule ohne Zündmodul. Wir empfehlen die Bestellung von Artikelnummer 138425 (Zündspuleneinheit inkl. Zündmodul)

Attention: This product is a single ignition coil without ignition module. We recommend to order part number 138425 (Ignition coil unit incl. module)



ORIGINAL- AND O.E.M.-NO.

HÜCO-NO.

AUDI	
330905115A	
VW	
330905115A	

13 8705

Lieferung
solange Vorrat
reicht / sold
while stocks
last

Bobine d'accensione
Bobines d'allumage



ORIGINAL- AND O.E.M.-NO.

HÜCO-NO.

AUDI			
021905106	31088001	021905106A	
021905106B	021905106C		
FORD			
1008464	95VW12029AA		
MERCEDES-BENZ			
0031585001	A0031585001		
VW			
021905106	21905106	31088001	
021905106A	021905106B	021905106C	

13 8708



ORIGINAL- AND O.E.M.-NO.

HÜCO-NO.

CHRYSLER			
5098138AA			
EVOBUS			
1587303	1587803		
MERCEDES-BENZ			
0001587303	1587303	0001587803	
1587803	A0001587303	A0001587803	
SCANIA			
1789358			

13 8709



ORIGINAL- AND O.E.M.-NO.

HÜCO-NO.

EVOBUS			
1587703			
MERCEDES-BENZ			
0001587703	1587703	1601587703	
A0001587703	A1601587703		
Q0003100V003000000	Q0003100V004000000		
Q0003100V005000000			
SMART			
0003100V003	0003100V004		
0003100V004000000	0003100V005		
0003100V005000000	3100V0030000000		
3100V0040000000	3100V0050000000		
C0003100V003	C0003100V004		
C0003100V005	Q0003100V003000000		
Q0003100V004000000	Q0003100V005000000		

13 8710



ORIGINAL- AND O.E.M.-NO.

MERCEDES-BENZ
0001500480
A0001586803

0001586803

A0001500480

HÜCO-NO.

13 8711



ORIGINAL- AND O.E.M.-NO.

NISSAN
2244800QAD
PEUGEOT
597083
PROTON
8200051128
RENAULT
8200051128

8200084401

HÜCO-NO.

13 8712



ORIGINAL- AND O.E.M.-NO.

RENAULT
8200360911

8200702693

8200734204

HÜCO-NO.

13 8713



ORIGINAL- AND O.E.M.-NO.

HYUNDAI
2730122040

27301-22050

HÜCO-NO.

13 8714

Bobine d'accensione
Bobines d'allumage



ORIGINAL- AND O.E.M.-NO.

MERCEDES-BENZ
0001586503 A0001586503

HÜCO-NO.

13 8715



ORIGINAL- AND O.E.M.-NO.

MERCEDES-BENZ
0001586103 A0001586103

HÜCO-NO.

13 8716



ORIGINAL- AND O.E.M.-NO.

LADA
21113705010 21113745010 F000ZS0211
MITSUBISHI
9311600

HÜCO-NO.

13 8717



ORIGINAL- AND O.E.M.-NO.

HYUNDAI
2730122600

HÜCO-NO.

13 8718



ORIGINAL- AND O.E.M.-NO.

RENAULT
7700854307 7700872692

HÜCO-NO.

13 8728



ORIGINAL- AND O.E.M.-NO.

RENAULT
7700858320 7700872693

HÜCO-NO.

13 8729



ORIGINAL- AND O.E.M.-NO.

ALFA ROMEO
46548037 60805420 60809492
60805420 60809492
CITROËN
96062288 9616597080
DUCATI
38040101B
FIAT
7626232 7672018 46543562
46548037 46790073 76262320
LAMBORGHINI
16004528
MOTO GUZZI
57165300
PEUGEOT
96062288 9616597080
ROVER
GCL204 NEC100710

HÜCO-NO.

13 8730

Bobine d'accensione
Bobines d'allumage



ORIGINAL- AND O.E.M.-NO.

HÜCO-NO.

FERRARI			
115013			
FIAT			
04460205	4460205		07588435
7588435	07646975		7646975
07746151	7746151		07753777
MASERATI			
477084200			

13 8732




ORIGINAL- AND O.E.M.-NO.

HÜCO-NO.

PEUGEOT			
594029			
RENAULT			
7700749450	7700858138		7702218697

13 8735



ORIGINAL- AND O.E.M.-NO.

HÜCO-NO.

RENAULT			
7700854306	7700872265		

13 8736



ORIGINAL- AND O.E.M.-NO.

HÜCO-NO.

RENAULT			
7700107269			
SEAT			
SE028915.000B			

13 8738


ORIGINAL- AND O.E.M.-NO.
HÜCO-NO.

FIAT			
7789346	46446039	46472440	
46480361			
LANCIA			
46480361			

13 8739

ORIGINAL- AND O.E.M.-NO.
HÜCO-NO.

CHRYSLER			
T1031135			
RENAULT			
7701031135			

13 8750

ORIGINAL- AND O.E.M.-NO.
HÜCO-NO.

CHRYSLER			
T1031135			
RENAULT			
7701031135			
VOLVO			
32876773			

13 8751

ORIGINAL- AND O.E.M.-NO.
HÜCO-NO.

CITROËN			
597045	96035284		
PEUGEOT			
597043	597045	96035284	
9603528480			

13 8752

Bobine d'accensione
Bobines d'allumage



ORIGINAL- AND O.E.M.-NO.			HÜCO-NO.
ALFA ROMEO			13 8754
60800100			
CITROËN			13 8754
597043	96010513	97530780	
FIAT			13 8754
4460206			
MASERATI			13 8754
470069400			
PEUGEOT			13 8754
93010513	96010513	97530780	



ORIGINAL- AND O.E.M.-NO.			HÜCO-NO.
CITROËN			13 8756
597049	9662288	96062288	
9616597080			13 8756
FIAT			
9616597080			
PEUGEOT			13 8756
597049	9662268	9616597080	
ROVER			13 8756
GCL204			



ORIGINAL- AND O.E.M.-NO.			HÜCO-NO.
RENAULT			13 8757
7700854306	7700872265		



ORIGINAL- AND O.E.M.-NO.			HÜCO-NO.
RENAULT			13 8758
7700863021			
VOLVO			13 8758
70863021			



ORIGINAL- AND O.E.M.-NO.

RENAULT
7700100589

HÜCO-NO.

13 8759



ORIGINAL- AND O.E.M.-NO.

CITROËN

597048
96074054

597060
96165970

597070
96228897

FIAT

96228897
9622889780

960740548

9607405480

PEUGEOT

597048
96074054

597060
96165970

597070

HÜCO-NO.

13 8760



ORIGINAL- AND O.E.M.-NO.

OPEL

1208007

90492255

90511450

VAUXHALL

1208007

90492255

90511450

HÜCO-NO.

13 8761



ORIGINAL- AND O.E.M.-NO.

GENERAL MOTORS

90458250

OPEL

1208071

90458250

HÜCO-NO.

13 8762

Bobine d'accensione
Bobines d'allumage



ORIGINAL- AND O.E.M.-NO.

HÜCO-NO.

DACIA
6001543604 7700274008
NISSAN
2244800QAC
RENAULT
6001543604 7700274008

13 8764



ORIGINAL- AND O.E.M.-NO.

HÜCO-NO.

RENAULT
7700872449 7700872834 7700873701
8200141149

13 8765



ORIGINAL- AND O.E.M.-NO.

HÜCO-NO.

RENAULT
7700100643

13 8766



ORIGINAL- AND O.E.M.-NO.

HÜCO-NO.

GENERAL MOTORS
120875 90541062 90563160
HOLDEN
90541062
OPEL
1208075 90541062 90563160

13 8768



ORIGINAL- AND O.E.M.-NO.			HÜCO-NO.
GENERAL MOTORS			13 8780
3474233	90449739	90510386	
OPEL			
1208003	1208054	1208070	
90449739	90510386		
VAUXHALL			
90449739	90510386	905103086	



ORIGINAL- AND O.E.M.-NO.			HÜCO-NO.
GENERAL MOTORS			13 8781
03474232	90449740	90510387	
OPEL			
1208002	1208004	1208022	
1208031	1208048	90449740	
90510387			
VAUXHALL			
03474200	3474280	09293480	
9293480			



ORIGINAL- AND O.E.M.-NO.			HÜCO-NO.
GENERAL MOTORS			13 8790
90443900	90449572		
OPEL			
1208065	90443900	90449572	

Bobine d'accensione
Bobines d'allumage



ORIGINAL- AND O.E.M.-NO.			HÜCO-NO.
ALFA ROMEO			13 8793
60558152	60809606	76487970	
60558152	60809606		
CITROËN			
597053			
FERRARI			
134386			
FIAT			
7648797	60558152	60809606	
76487970			
HONDA			
30520PDFE00			
IVECO			
76487970			
LANCIA			
60558152	60809606	76487970	
PEUGEOT			
597053			
PROTON			
PW811201			
RENAULT			
6000581617			
ROVER			
ERR6045	ERR6566		
VW			
489051051			



ORIGINAL- AND O.E.M.-NO.			HÜCO-NO.
FORD			13 8800
1008886	1008887	1018139	
1018140	1649067	6181956	
6503277	6503278	6503279	
6503280	6503377	6860288	
6860289	12029CA	88F12029A1A	
88SF12029A1A	88SF12029A2A	88SF12029AA	
89BF12024A1B	8SF12029A1A	928F12029CA	
938F12024DA	96FB12257AB	E8TF12029AA	
E8TZ12029A	E9TF12029AA	F1VU12029A1A	
F1VU12029A2A	F1VY12029A	F37U12029AA	
F37Z12029A	F5LU12029AA	F5LY12029A	
F5OU12029AA	F5OY12029A	F5OY12029B	
F5RZ12029C			
MAZDA			
1E0518100	1E0518100A	FSD718100	
ZZM018100	ZZM018100		



ORIGINAL- AND O.E.M.-NO.

FORD		
6383157	19017113	90TF12029A1A
E9DF12029AA	E9DZ12029A	F0TZ12029A
F57U12029AA	F57Z12029A	F82U12029AA
MAZDA		
KLK418100A	ZZL018100	ZZM718100

HÜCO-NO.

13 8801

Lieferung
solange Vorrat
reicht / sold
while stocks
last



ORIGINAL- AND O.E.M.-NO.

FORD		
5008196	6489415	6630365
6958305	19017114	919F12029AA
E9SF12029AA	E9SZ12029A	F5SU12029A
F5SU12029AA	F5SU12029AB	F5SZ12029A

HÜCO-NO.

13 8802



ORIGINAL- AND O.E.M.-NO.

FORD		
1018139	1066102	1067601
1075786	1111213	1119835
1130402	1317972	1319788
1319929	1649067	6077429
6503280	12029AB	1S7G12029AB
1S7G12029AC	1S7Z12029AA	4M5G12029ZA
988F12024AB	988F12029AB	988F12029AC
988F12029AD	988F12257AB	DG474
XS8212029AA	YM2F12024AC	YX8212029AA
988F12029AD	988F1209AB	988F1209AC
98BF12024AB		
MAZDA		
1E031810X	1E031810XA	1E031810XB
1E041810X	1E0518100B	1F2018100
C20118100	LF0118100	YF091810X
VOLVO		
30735759		

HÜCO-NO.

13 8803

Lieferung ohne Befestigungsbleche bzw. -winkel
Heavy Duty Version siehe 138811
Supply without mounting plates and/or angles
For heavy duty version please refer to 138811

Bobine d'accensione
Bobines d'allumage



ORIGINAL- AND O.E.M.-NO.

OPEL
1208010 10457870
VAUXHALL
10457870

HÜCO-NO.

13 8804



ORIGINAL- AND O.E.M.-NO.

DAEWOO
88921374 96350585 E586A
GENERAL MOTORS
1104038 10450424 10490192
ISUZU
8011040380
OPEL
1104038
1208051

HÜCO-NO.

13 8805



ORIGINAL- AND O.E.M.-NO.

LADA
2112370501002 2112370501007 21120370501002

HÜCO-NO.

13 8806



ORIGINAL- AND O.E.M.-NO.

FORD
1350562 1459278 4M5G12029ZA
4M5G12029ZB
MAZDA
C40118100A
VOLVO
30731416 30731419 31216444
31216444AA

HÜCO-NO.

13 8808



ORIGINAL- AND O.E.M.-NO.

FORD		
1319788	1350567	1458400
4S7G12029AA	4S7G12029AB	

HÜCO-NO.

13 8809



ORIGINAL- AND O.E.M.-NO.

HITACHI		
CM1T228	CM1T228B	CM1T228C
HONDA		
30500P0AA01	30500P0HA01	30500PAAA01
30500PCA003	30500PDAE01	
ISUZU		
5862061610	5862071980	
ROVER		
GCL207		

HÜCO-NO.

13 8810



ORIGINAL- AND O.E.M.-NO.

FORD		
1119835	1317972	1319788
1619343	1S7G12029AB	1S7G12029AC
988F12029AD	988F12029BA	YM2F12029AB

HÜCO-NO.

13 8811

Lieferung inkl. Befestigungsschrauben
Delivery incl. screws



ORIGINAL- AND O.E.M.-NO.

HONDA		
30500PTZ005	30510P73A01	30510P73-A01
30510P73A02	30510P73-A02	30510PT2006
30510PT2-006		
ROVER		
GCL195	NEC100530	

HÜCO-NO.

13 8812

Bobine d'accensione
Bobines d'allumage



ORIGINAL- AND O.E.M.-NO.

HONDA
30500PR4A02 30500PR4A03

HÜCO-NO.

13 8813



ORIGINAL- AND O.E.M.-NO.

HONDA
30500PM5A02 30500PM5A03
ROVER
GCL161

HÜCO-NO.

13 8814



ORIGINAL- AND O.E.M.-NO.

HONDA
30500P01005 30500PM3005 30500PM3015
30500PT0005

HÜCO-NO.

13 8815



ORIGINAL- AND O.E.M.-NO.

CHEVROLET
96566260
DAEWOO
96253555
GENERAL MOTORS
4805507 96253555
OPEL
4805507

HÜCO-NO.

13 8816



ORIGINAL- AND O.E.M.-NO.

FORD
1F2Z12029AA 1F2Z12029AC 5F2E12029AB
5F2Z12029AD DG485
MAZDA
GY0718100

HÜCO-NO.

13 8817



ORIGINAL- AND O.E.M.-NO.

GENERAL MOTORS
10467067 10468391 10472401
ISUZU
8011038300 8104683910 8104724010
OPEL
1208006 1208061

HÜCO-NO.

13 8818



ORIGINAL- AND O.E.M.-NO.

GENERAL MOTORS
10458133 10489421
ISUZU
8104894210

HÜCO-NO.

13 8819



ORIGINAL- AND O.E.M.-NO.

BMW
12131487707 12137510738
MINI
12131487707 12137510738

HÜCO-NO.

13 8820

Bobine d'accensione
Bobines d'allumage



ORIGINAL- AND O.E.M.-NO.

GENERAL MOTORS

12568185	12579177	12587153
12595088	5114AA145	H006T94171ZC
H006T94172ZC	H6T40171ZC	H6T40271ZC

HÜCO-NO.

13 8821



ORIGINAL- AND O.E.M.-NO.

FORD

1953302	1953306	F3XA12029AA
F3XY12029A	F5XZ12029AA	

NISSAN

224330B000	224330B001	224330B010
2243351J10	2243353J20	2243355S10
2243356E11	2243356E12	224480C801
224480C802	22448D4000	

HÜCO-NO.

13 8822



ORIGINAL- AND O.E.M.-NO.

SUBARU

22433AA410	22433AA41A	22433AA41B
22433AA570		

HÜCO-NO.

13 8823



ORIGINAL- AND O.E.M.-NO.

HYUNDAI

2730132800	2730132810	2730132820
------------	------------	------------

MITSUBISHI

MD098964	MD104696	
----------	----------	--

HÜCO-NO.

13 8843



ORIGINAL- AND O.E.M.-NO.

MITSUBISHI
F696 H3T024

HÜCO-NO.

13 8844



ORIGINAL- AND O.E.M.-NO.

DAEWOO
96320818 96336522
GENERAL MOTORS
94136766
HITACHI
CMT1T205
HOLDEN
2243342L00
HYUNDAI
AA10018100B
ISUZU
8941367660
KIA
AA10018100B
MITSUBISHI
MD113551 MD131711 MD141711
NISSAN
2243312P00 2243312P10 2243312P11
2243312PO1 2243318R10 2243342L10
2244818R10 2244861A00 2244861A10
2244884A10 2244889W00 2244889W10
2244890W00 2244890W10
OPEL
4294029

HÜCO-NO.

13 8850



ORIGINAL- AND O.E.M.-NO.

GENERAL MOTORS
94404545 94853695
ISUZU
8944045450
TOYOTA
9091902164

HÜCO-NO.

13 8865

Bobine d'accensione
Bobines d'allumage



ORIGINAL- AND O.E.M.-NO.

TOYOTA
9091902163

HÜCO-NO.

13 8866



ORIGINAL- AND O.E.M.-NO.

CHRYSLER
DMB833
TOYOTA
1950074040
VW
J9091902197

9091902197

9091902208

HÜCO-NO.

13 8868



ORIGINAL- AND O.E.M.-NO.

TOYOTA
9091902185

HÜCO-NO.

13 8874



ORIGINAL- AND O.E.M.-NO.

HONDA
30520PH6900

30520PH6902

HÜCO-NO.

13 8875



ORIGINAL- AND O.E.M.-NO.

HONDA
30520PT3A02

HÜCO-NO.

13 8876



ORIGINAL- AND O.E.M.-NO.

LAND ROVER
NEC100630
ROVER
GCL201

NEC100630

HÜCO-NO.

13 8877



ORIGINAL- AND O.E.M.-NO.

FIAT
46752948

HÜCO-NO.

13 8878



ORIGINAL- AND O.E.M.-NO.

RENAULT
8200360911

8200702693

8200734204

HÜCO-NO.

154 8719



Zündmodule sind sehr komplexe elektronische Geräte, die durch starke interne Belastungen sowie nicht optimale äußere Einflüsse relativ hohen Ausfallraten unterliegen.

Sie können in die beiden Untergruppen "Endstufe" und "Pick-up/Hall" Systeme unterteilt werden:

Zündendstufe

Die Endstufe schaltet den Primärstrom, der durch die Zündspule fließt. Sie begrenzt sowohl den Primärstrom als auch die Primärspannung, um Schäden an der Zündanlage zu vermeiden. Zündendstufen sind entweder in der „Black-Box“ mit eingebaut, oder sind frei (meist in Kombination mit einer Zündspule) im Motorraum untergebracht. Dabei wirken starke Temperaturunterschiede, Feuchtigkeit und starke Vibrationen auf das Modul. Durch die hohen Ströme und der daraus resultierenden Verlustleistung werden die Bauteile innerhalb des Zündmoduls sehr heiß. Die entsprechende Hitze muss über Kühlbleche bzw. Kühlkörper schnell abgeleitet werden.

Pick-up und Hallsysteme

Die Pick-up und Hall Systeme bekommen ihr Input Signal von einem sogenannten Hallgeber oder einem Impulsgeber. Sie arbeiten das Signal intern auf und leiten es dann an die eingebaute bzw. externe Endstufe weiter.

Die folgenden Probleme treten im Zusammenhang mit dem Zündmodul auf:

- Probleme beim Starten des Motors
- Der Motor hat Fehlzündungen

Ignition modules are very complex electronic devices manufactured with hybrid technology which can become stressed under extreme conditions. Prolonged heat, excessive vibration or other severe external conditions all contribute to increased failure rates of this component. They can be classified into 2 subgroups: amplifier and pick-up/hall systems:

Amplifier

The amplifier switches the primary voltage which runs through the ignition coil and limits both primary voltage and current in order to avoid damages to the ignition system. Ignition module amplifiers are either located within the "black box" or more typically within the engine compartment in combination with an ignition coil. Changes in temperature, moisture and strong vibrations can affect the ignition module. Due to the high electric currents which flow through an amplifier and the resulting heat dissipation of the electronic components (transistors etc.) the heat within an amplifier must be dissipated by cooling elements.

Pick-up and hall systems

Pick-up and hall ignition systems receive their input signal from a hall sensor or transmitter. This signal is then passed on to the external amplifier.

The following problems can occur when an ignition coil is damaged:

- Problems during start of engine
- Ignition misfires

I Moduli d'accensione sono dispositivi molto complessi. Hanno il compito di attivare le bobine d'accensione. Con il modulo di accensione si ha una maggiore precisione e rapidità di risposta alle variazioni di marcia. Sono sottoposti a condizioni di utilizzo, non ottimali, all'interno del vano motore o abbinati direttamente alla bobina. I Moduli di accensione possono essere classificati in due gruppi : amplificatore o sensore pick-up con effetto Hall.

Amplificatore

L'Amplificatore comanda la tensione primaria che attraversa la bobina d'accensione e limita sia la tensione primaria e la corrente per evitare danni al sistema d'accensione.

Il modulo amplificatore è posizionato all'interno della "black box" oppure nel vano motore o, maggiormente, abbinato alla bobina.

Cambiamenti di temperatura, umidità e forti vibrazioni possono influenzare il modulo d'accensione.

Le correnti elettriche e la dispersione della potenza riscaldano molto i componenti del modulo di accensione. La dispersione del calore elevato avviene, velocemente, tramite dissipatori di calore.

Pick-up a sistemi Hall di accensione

Ricevono il loro segnale d'ingresso da un sensore a effetto Hall o trasmettitore d'impulso.

Questo segnale viene elaborato e trasmesso all'uscita dell'integrata o uscita esterna d'accensione.

I Moduli d'accensione sono sensibili alle non ottimali influenze esterne ed ai forti carichi interni.

Errori nel modulo d'accensione possono causare malfunzionamenti tipo:

- problemi all'avviamento del motore
- mancate accensioni

Les modules d'allumage sont des appareils électroniques sensibles et très complexes, qui connaissent des taux de défaillance relativement élevés du fait des contraintes internes extrêmement sévères et de leur exposition à des influences externes non optimales. En gros, les modules d'allumage peuvent être subdivisés en deux sous-groupes, les systèmes «Étage de sortie » et «Pick-up/Hall ».

Étage de sortie d'allumage

L'étage de sortie commute le courant primaire qui traverse la bobine d'allumage. Il limite le courant primaire, mais aussi la tension primaire, afin d'éviter toute détérioration du système d'allumage.

Les étages de sortie d'allumage sont soit intégrés dans la «black box » soit logés librement dans le compartiment moteur (généralement en combinaison avec une bobine d'allumage). Les grands écarts de température, l'humidité et les fortes vibrations ont une influence non négligeable sur le module. Les courants élevés et la dissipation de puissance qui en résulte ont pour effet d'échauffer considérablement les composants situés à l'intérieur du module d'allumage. Il faut donc rapidement évacuer la chaleur correspondante au moyen des radiateurs à ailettes et des refroidisseurs.

Systèmes Pick-up et de Hall

Les systèmes Pick-up et de Hall reçoivent leur signal d'entrée d'un générateur de Hall ou bien d'un générateur d'impulsions. Ils traitent le signal en interne et le transmettent ensuite à l'étage de sortie intégré ou externe.

En cas de défauts dans le module d'allumage, ceci provoque des ratés d'allumage ou du moteur ou bien même une panne totale.

Dans les cas précités, il faut remplacer le module complet.

Les problèmes suivants peuvent arriver si modules d'allumage est endommagé.

- Problèmes pendant le démarrage du moteur
- Ratés à l'allumage

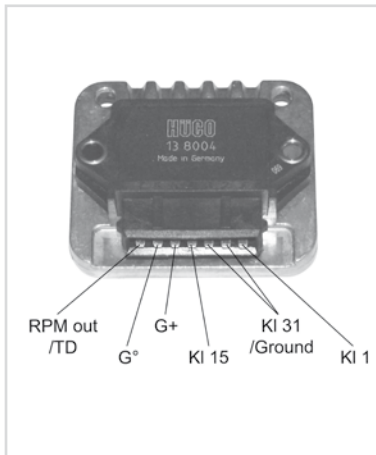


System	ORIGINAL- AND O.E.M.-NO.		HÜCO-NO.
Pick- up			13 8001
	ALFA ROMEO		
	705786	0060750065	605042880
	605229970	116976507901	542162000000
	AUSTIN		
	BAU5332		
	BMW		
	12141266702	12141273217	12141273298
	12141274698	12141466333	
	CHRYSLER		
	A50633880		
	CITROËN		
	592790	594502	594503
	594560	91504912	91506338
	97522875	97522876	97530125
	97532831	97533831	7910035100
	9150491280	9150494480	9150633880
	9752287580	9753012580	9753283180
	DAF		
	1298429	1317820	
	FIAT		
	60504288	60590028	60590029
	975301258		
	GENERAL MOTORS		
	1208248	90295498	90295499
	90414405		
	IVECO		
	975301258		
	LANCIA		
	60504288	60590028	60590029
	OPEL		
	1208043	1208049	1208050
	1208055	1208248	
	PEUGEOT		
	592702	592790	594502
	594503	594524	594525
	594531	594533	594539
	594548	594560	91504912
	91506338	97522875	97532831
	791035100	7910035100	9150494480
	9150633880		
	ROVER		
	BAU5332		
	SEAT		
	3939219	3980641	
	TALBOT		
	9150491280	9150633880	A50633880
	VOLVO		
	128429	1298429	1317820

Modulo d'accensione
 Modules d'allumage



System	ORIGINAL- AND O.E.M.-NO.			HÜCO-NO.
Hall				13 8002
	AUDI			
	211905351	211905351A	211905351B	
	211905351D	211905351E		
	BMW			
	1214244089	1214244191	1214244226	
	1214244481	12141244089	12141244191	
	12141244226	12141244477	12141244481	
	DAF			
	1317809	1389939		
	GENERAL MOTORS			
	A50633880			
	CITROËN			
	592790	594502	594503	
	594560	91504912	91506338	
	97522875	97522876	97530125	
	97532831	97533831	7910035100	
	9150491280	9150494480	9150633880	
	9752287580	9753012580	9753283180	
	DAF			
	1298429	1317820		
	FIAT			
	60504288	60590028	60590029	
	975301258			
	GENERAL MOTORS			
	1208241	1208246	90006145	
	90008145	90056698	90114676	
	90140187	90187341		
	KHD			
	1177424			
	LADA			
	2108373491010			
	OPEL			
	1208037	1208241	1208246	
	4012031	90097924	90187341	
	RENAULT			
	7401269084			
	SAAB			
	8573826	9390220		
	SCANIA			
	2573826			
	SEAT			
	SE021913010A	XO39416000	XO39678360	
	VOLVO			
	1317809	1389939		
	VW			
	211905351A	211905351B	211905351D	
	211905351E			



System	ORIGINAL- AND O.E.M.-NO.			HÜCO-NO.
Hall	AUDI			13 8004
	191905351	191905351A	191905351B	
	191905351C			
	PORSCHE			
	191905351A			
	SAAB			
	8980534	8980543		
	VW			
	191905351	191905351A	191905351B	
	191905351C			



System	ORIGINAL- AND O.E.M.-NO.			HÜCO-NO.
Hall	CITROËN			13 8005
	594545	594555	94531304	
	97531304	9453130480		
	FIAT			
	60755012	60755094		
	FORD			
	6153451	6159437	84SF12K067BA	
	86BF12K062A	86BF12K062AA		
	LANCIA			
	60755012	60755094		
PEUGEOT				
594545	594555			




System	ORIGINAL- AND O.E.M.-NO.			HÜCO-NO.
Hall	AUDI			13 8007
	867905352			
	VW			
	867905352			

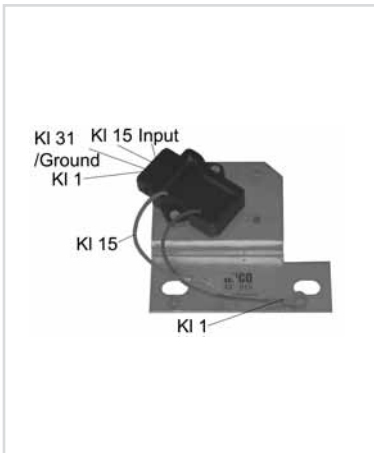
Modulo d'accensione
Modules d'allumage




System	ORIGINAL- AND O.E.M.-NO.	HÜCO-NO.
Hall	AUDI X03967837	13 8012
	CITROËN 594551 96048070 9604807080	
	DAF 13325840	
	FORD 6156582 86AB12K064AA	
	GENERAL MOTORS 1208033 1208243 90006499	
	90188755	
	OPEL 1208033 1208038 1208052	
	1208056 1208243 90062964	
	90188755	
	PEUGEOT 594551 94048070 96048070	
	PORSCHE 82860270601 92860270601	
	SAAB 4023149 7503600	
	SCANIA 4023149	
	SEAT X033967830 X033967830 X039678370	
	VOLVO 1332584 13325840	
	VW X03967837	



System	ORIGINAL- AND O.E.M.-NO.	HÜCO-NO.
Endstufe Amplifier	DAF 35019215	13 8013
	FIAT 7612955 9612955	
	IVECO 7612955	
	LANCIA 7612955 9612955	
	VOLVO 3501921 35019215	



System	ORIGINAL- AND O.E.M.-NO.			HÜCO-NO.
Endstufe Amplifier	GENERAL MOTORS			13 8015
	1237306	1894308	90297486	
	90297786	90350587		
	OPEL			
	1208045	1208057	1237306	
	90241775	90296502	90297486	
	90297786	90320586	90350787	

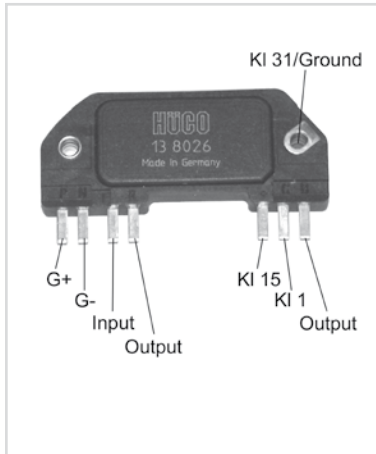


System	ORIGINAL- AND O.E.M.-NO.			HÜCO-NO.
Pick-up	MERCEDES-BENZ			13 8019
	0015458632	0025451832	0025452632	
	0025455832	0025455932	0025459032	
	0035451632	0035451732	0035454032	
	0035454132	A0015458632	A0025451832	
	A0025452632	A0025455832	A0025455932	
	A0025459032	A0035451632	A0035451732	
	A0035454032	A0035454132		




System	ORIGINAL- AND O.E.M.-NO.			HÜCO-NO.
Pick-up	GENERAL MOTORS			13 8025
	1211560	1978778	10482823	
	OPEL			
	1211560	6237752		


Modulo d'accensione
Modules d'allumage




System	ORIGINAL- AND O.E.M.-NO.	HÜCO-NO.
Pick-up	AMC 8983501087	13 8026
	GENERAL MOTORS 1211582 1211591 1977958 1979107 1979571 1985342 10482824 16158829 16410049 83501087 8019795710 8161400490 8983501087	
	ISUZU 8019785710 8019795710	Lieferung solange Vorrat reicht / sold while stocks last
	OPEL 1211582 1211591 1237504 6237753	




System	ORIGINAL- AND O.E.M.-NO.	HÜCO-NO.
Pick-up	GENERAL MOTORS 1211561 1985703 10482825	13 8027
	OPEL 1211561 6237754	



System	ORIGINAL- AND O.E.M.-NO.	HÜCO-NO.
Pick-up	FORD 6086506 6135656 81SF12K059AA 81SF12K059AB 81SF12K059BA 81SF12KA059 81SF12KA059AB 83SF12K059AA	13 8028



System	ORIGINAL- AND O.E.M.-NO.			HÜCO-NO.
Endstufe Amplifier	JAGUAR DAC10923 DBC11365	DAC7317 DBC5919	DBA5919	13 8031



System	ORIGINAL- AND O.E.M.-NO.			HÜCO-NO.
Endstufe Amplifier	GENERAL MOTORS 1237334 90243630 93183732	1237464 90360314	90243618 90360315	13 8033 Alternativ zu Alternative to 13 8034
	OPEL 1237334 6237777	1237464	1612680	




System	ORIGINAL- AND O.E.M.-NO.			HÜCO-NO.
Endstufe Amplifier	GENERAL MOTORS 1237334 90360315	1237464	90243618	13 8034
	OPEL 1237334	1237464		


Modulo d'accensione
Modules d'allumage




System	ORIGINAL- AND O.E.M.-NO.	HÜCO-NO.
Pick-up	FORD 6153380 84SF12K057AA 84SF12K058AA 84SF12K059AA 84SF12K059A	13 8043




System	ORIGINAL- AND O.E.M.-NO.	HÜCO-NO.
Pick-up	FORD 6109051 83BB12A199B3A EDY4	13 8045




System	ORIGINAL- AND O.E.M.-NO.	HÜCO-NO.
Endstufe Amplifier	AUDI 893905105 443905105C 443905105D 443905105E 4A0905105 4A0905105B 893905105E 8A0905105 8D0905105 HITACHI CM1T204A CM1T204B CM1T204C CM1T204D CM1T204E CM1T204F CM1T204P CMT204F VW 893905105 443905105C 443905105D 443905105E 4A0905105 4A0905105B 893905105E 8A0905105 8D0905105	13 8050




System	ORIGINAL- AND O.E.M.-NO.	HÜCO-NO.
Endstufe Amplifier	AUDI 4A0905351 4A0905351A HITACHI DIS405 VW 4A0905351 4A0905351A	13 8052



System	ORIGINAL- AND O.E.M.-NO.	HÜCO-NO.
Endstufe Amplifier	AUDI 4D0905351 4D0997351 8D0905351 FORD 98WV12A223AA HITACHI DIS408 VW 4D0905351 4D0997351 8D0905351	13 8055




System	ORIGINAL- AND O.E.M.-NO.	HÜCO-NO.
Pick-up	GENERAL MOTORS 94404544 MITSUBISHI CYGS065A TOYOTA 8962010090 8962010120 8962012340 8962016070 CYGS065A	13 8064



System	ORIGINAL- AND O.E.M.-NO.	HÜCO-NO.
Pick-up	TOYOTA 8962012410 8962012440 8962016260	13 8065

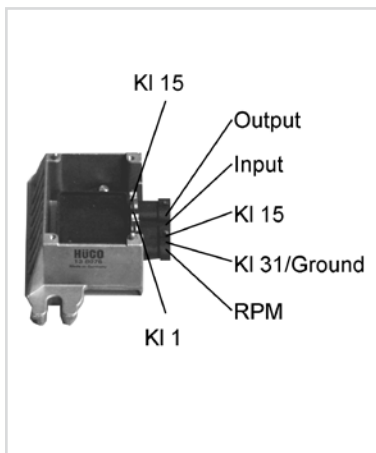
Modulo d'accensione
Modules d'allumage




System	ORIGINAL- AND O.E.M.-NO.			HÜCO-NO.
Endstufe Amplifier	HONDA			13 8068
	06302PT2000	06302PT2A0	06302PT2A00	
	06302PT2A01	06302PT3000	06302PT3004	
	06302PT3A00	0632PT2A00	30120PM5A01	
	30120PMA01	30120PR3003	30120PT2004	
	30120PT3003	30120PT3004	30130P54006	
	30130PR4A02			
	ROVER			
	NJL100040			



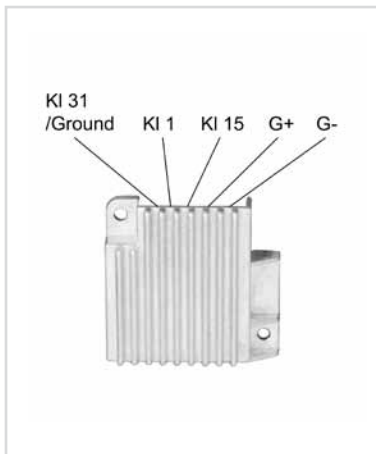
System	ORIGINAL- AND O.E.M.-NO.			HÜCO-NO.
Pick-up	CHRYSLER			13 8069
	MD607814	MD611384		
	HYUNDAI			
	2712021020	2712021050		
	MAZDA			
	AM1518V20	E730124910		
	MITSUBISHI			
	EJN902	J152	MD607814	
	MD611384			




System	ORIGINAL- AND O.E.M.-NO.			HÜCO-NO.
Endstufe Amplifier	RENAULT			13 8076
	7700722070	7700732263	7700749146	
	7700852093	7700852662	7700857551	
	VOLVO			
	341245209			




System	ORIGINAL- AND O.E.M.-NO.			HÜCO-NO.
Endstufe Amplifier	AUDI			13 8077
	867905104	867905352	867905104A	
	RENAULT			
	770852093	7700722070	7700732263	
	7700749146	7700852093	7700852662	
	7700860482	77700749146	77700852662	
	SEAT			
	867905104	6N0905104		
	SKODA			
	4050016	6N0905104		
	VW			
	867905104	867905352	6N0905104	
	867905104A			




System	ORIGINAL- AND O.E.M.-NO.	HÜCO-NO.
Pick-up	FIAT 9940095 LANCIA 9940095	13 8082



System	ORIGINAL- AND O.E.M.-NO.	HÜCO-NO.
Endstufe Amplifier	FORD 1637546 V86BB12A199AA	13 8083




System	ORIGINAL- AND O.E.M.-NO.	HÜCO-NO.
Endstufe Amplifier	HITACHI E12302 E12303 HONDA 30130P06006	13 8089




System	ORIGINAL- AND O.E.M.-NO.	HÜCO-NO.
Pick-up	BMW 12141287757 12141705607 12141705608 12141706439	13 8093

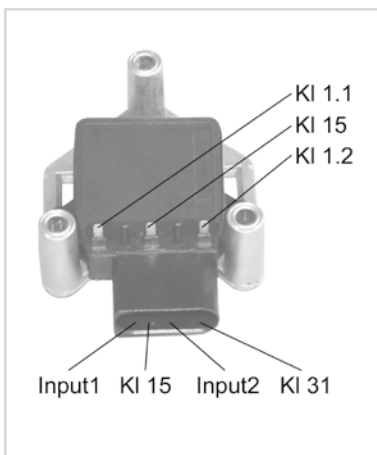
Modulo d'accensione
Modules d'allumage



System	ORIGINAL- AND O.E.M.-NO.	HÜCO-NO.		
Endstufe Amplifier	ALFA ROMEO 605581530	13 8401		
	CITROËN 594554			
	96073612		9607361280	
	FERRARI 137511			
	FIAT 7648798		60809477	605581530
	GENERAL MOTORS 90444650		90449574	
	IVECO 764898		7648798	
	LANCIA 7648798		60809477	605581530
	MAN 51259190017			
	OPEL 1208074		90444650	90449574
	PEUGEOT 594554		96073612	9607361280
	PORSCHE 99360270600		99360270601	

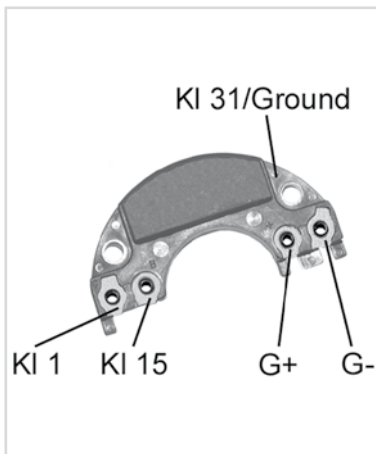


System	ORIGINAL- AND O.E.M.-NO.	HÜCO-NO.		
Endstufe Amplifier	ALFA ROMEO 60562702	13 8403		
	FERRARI 138225			
	FIAT 60562702			
	GENERAL MOTORS 90444189		90462248	
	LANCIA 60562702			
	OPEL 1237539		90444189	90462248
	VOLVO 1367776			




ORIGINAL- AND O.E.M.-NO.	HÜCO-NO.
AUDI 032905106	13 8420
032905106B	
SEAT 032905106	
032905106B	
SKODA 032905106	
032905106B	
GENERAL MOTORS 90444189	
90462248	
VW 032905106	
032905106B	

Achtung: Bei diesen Artikel handelt es sich um ein Zündmodul ohne Zündspule. Wir empfehlen die Bestellung von Artikelnummer 138425 (Zündspuleneinheit inkl. Zündmodul)
Attention: This product is an ignition module without ignition coil. We recommend to order part number 138425 (Ignition coil unit incl. module)



System	ORIGINAL- AND O.E.M.-NO.	HÜCO-NO.
Pick-up	HONDA 30130P07A01	13 8451
	MAZDA B54118V20	B54118V20H
	MITSUBISHI J007T01571	J007X01172 J007X01175
	J170	J170A



System	ORIGINAL- AND O.E.M.-NO.	HÜCO-NO.
Endstufe Amplifier	FORD F0BZ12A297A	13 8470
	MAZDA BP0118251	BPO118251
	MITSUBISHI J701	



System	ORIGINAL- AND O.E.M.-NO.	HÜCO-NO.
Endstufe Amplifier	CHRYSLER MD112479	13 8472
	MD164475	
	HYUNDAI 96056317	2736032800 2736032810
	MITSUBISHI 112955	132243 2371771
	J007X00971	J007X01271 J009T02071
	J121	J9T03372 MD112479
	MD112955	MD129550 MD132243
	MD132731	MD164475 MD618268
	SUZUKI 33370641311	3337054A50 3337064B11



ARTIKEL / ARTICLE **HÜCO-NO.**

WÄRMELEITPASTE 13 8099

zu verwenden bei der Montage von HÜCO Zündmodulen.
Die silikonhaltige Wärmeleitpaste verbessert den Wärmeübergang und ist elektrisch nicht leitend.

Füllgewicht: 70g

HEAT CONDUCTING COMPOUND

to be used for the mounting of HÜCO ignition modules.
The heat conducting compound, containing silicon, improves the heat transfer and does not conduct electricity.

Weight: 70g

Impulsgeber Transmitter



SYSTEM	ORIGINAL- AND O.E.M.-NO.	HÜCO-NO.
Hall	BOSCH	13 8151

Mit zusätzlichem Kondensator.
With additional capacitor.



SYSTEM	ORIGINAL- AND O.E.M.-NO.	HÜCO-NO.
Hall	BOSCH	13 8152



SYSTEM	ORIGINAL- AND O.E.M.-NO.	HÜCO-NO.
Hall	VOLVO 1346792	13 8154

Wie 138151, jedoch mit Steckkontakten.
As 138151, but with spade terminals

Generatore d'impulso
 Capteur, impulsions d'allumage



SYSTEM	ORIGINAL- AND O.E.M.-NO.	HÜCO-NO.
Hall	BOSCH 1237010039 1237031311	13 8156
	1237031292	



SYSTEM	ORIGINAL- AND O.E.M.-NO.	HÜCO-NO.
Pick-up	FIAT 9940429	13 8191
	LANCIA 9940429	



SYSTEM	ORIGINAL- AND O.E.M.-NO.	HÜCO-NO.
Pick-up	FIAT 9941720	13 8192
	LANCIA 9941720	



Hochdruckpumpen werden bei modernen Motoren mit Benzindirekteinspritzung verwendet. Eine Benzindirekteinspritzung hat die Vorteile, dass sich bei gleichem Hubraum ein höheres Drehmoment und damit auch eine höhere Leistung einstellt. Der Motor reagiert besser auf Gaspedaländerungen und im Teillastbetrieb ist eine messbare Verbrauchseinsparung vorhanden.

Die Hochdruckpumpe wird von der Kraftstoffpumpe mit einem Druck von etwa 6 bar versorgt und fördert das Benzin mit einem Druck von bis zu 110bar zur Kraftstoffverteilerleiste. Die Pumpe sitzt direkt am Motor, da ihr Antrieb nicht elektrisch, sondern mechanisch ist. Durch einen zusätzlichen Nocken der Einlassnockenwelle wird die Pumpe bewegt. Die Fördermenge der HPP wird über das Mengensteuerventil begrenzt. Das Mengensteuerventil ist aus Sicherheitsgründen ein stromlos offenes elektromagnetisches Ventil. Die gesamte Fördermenge der HPP wird über den geöffneten Ventilsitz zurückgepumpt, wenn die Spannungsversorgung ausfällt. Wenn der gewünschte Förderdruck erreicht ist, wird das Ventil geöffnet und es kann weiterer Druck aufgebaut werden.

Die folgenden Probleme treten im Zusammenhang mit der Hochdruckpumpe auf:

- Der Motor hat Aussetzer
- Es tritt ein Leistungsverlust auf
- Komplettausfall des Motors

High Pressure Pumps (HPP) are used in modern gasoline engines with direct injection. The HPP is an engine driven demand control supply pump designed to multiply the standard inlet fuel pressure from the fuel pump to the extremely high pressures required on modern direct injection engines. Through gasoline direct injection higher torque can be achieved with the same cubic capacity which increases performance. The extremely fast control valve response time allows the high pressure pump to react better to changes of the gas-pedal position. In partial-load operation there is a measurable amount of fuel savings.

The HPP is supplied with fuel by the fuel pumps at a pressure of approx. 6 bar (87 psi) and boosts the fuel to a pressure up to 110bar (1595 psi) into the common rail. The pump is positioned directly within the engine, because the drive mechanism is mechanical and not electrical. The pump is operated via an extra cam on the intake camshaft.

The output of the HPP is limited by a solenoid valve. Due to safety reasons the solenoid valve is a so-called power-off opened electromagnetic valve. In case the power supply is interrupted, the entire output of the HPP is pumped back via the open valve. The valve is opened once the required minimum pumping pressure has been reached.

The following problems can occur when a high pressure pump is damaged:

- General stuttering of the engine
- Decreased power
- Total breakdown of the engine

Pompe ad alta pressione Pompes à haute pression

Le pompe ad alta pressione sono utilizzate nei motori moderni a iniezione diretta.

L'iniezione diretta ha il vantaggio che a parità di cilindrata si ha una coppia maggiore. Questo porta ad un rendimento elevato. Il motore reagisce meglio ai cambiamenti di accelerazione. Nel funzionamento a carico parziale si ottiene come obiettivo una riduzione di consumo di carburante.

La HPP riceve il carburante, dalla pompa carburante, con una pressione di circa 6 bar e lo invia con un aumento di pressione di circa 110 bar al common rail. La pompa è posizionata direttamente all'interno del motore in quanto il meccanismo di avviamento è meccanico e non elettrico. La pompa è azionata tramite una camma supplementare posizionata sull'albero a camme di aspirazione. L'uscita della pompa è limitato da una elettrovalvola. Per ragioni di sicurezza l'elettrovalvola è del tipo power-off aperto, valvola elettromagnetica. Nel caso in cui l'alimentazione viene interrotta, tutto il carburante viene pompato indietro tramite la valvola aperta. La valvola viene aperta una volta che la pressione di pompaggio minimo richiesto è stato raggiunto.

Possono verificarsi i seguenti problemi nel caso la pompa ad alta pressione sia danneggiata:

- Strappi del motore
- Perdita di potenza
- Rottura del motore

Les pompes à haute pression trouvent leur application dans les moteurs modernes à injection directe essence. L'injection directe essence permet d'obtenir un couple plus élevé pour une même cylindrée et par conséquent une puissance plus élevée. Le moteur réagit mieux aux différentes pressions sur la pédale d'accélérateur et on obtient une économie mesurable au niveau de la consommation de carburant pour le fonctionnement en charge partielle. La pression d'injection dans le cylindre est de l'ordre de 100-200bar.

La pompe à haute pression refoule l'essence dans la rampe distributrice de carburant, à une pression pouvant atteindre 110bar. La pompe est installée directement sur le moteur, car son entraînement est mécanique et non pas électrique. Une came supplémentaire de l'arbre à cames côté admission permet d'actionner la pompe.

Les problèmes suivants peuvent arriver si pompes à haute pression est endommagé.

- Bégaiement général du moteur
- Diminution de la puissance
- Panne totale du moteur



ORIGINAL- AND O.E.M.-NO.

AUDI
03C127025R
HITACHI
HFS85301 HFS853A01
VW
03C127025R

HÜCO-NO.

13 3060



ORIGINAL- AND O.E.M.-NO.

AUDI
06F127025D
HITACHI
HFS85302A HFS853A02
VW
06F127025D

HÜCO-NO.

13 3061



ORIGINAL- AND O.E.M.-NO.

AUDI
03C127025T
HITACHI
HFS85304 HFS853A04
VW
03C127025T

HÜCO-NO.

13 3062



ORIGINAL- AND O.E.M.-NO.

AUDI
06E127025G
HITACHI
HFS853101 HFS853A101
VW
06E127025G

HÜCO-NO.

13 3063



ORIGINAL- AND O.E.M.-NO.

HÜCO-NO.

AUDI			
06F127025B	06F127025F	06F127025H	
06F127025J	06F127025K		
HITACHI			
HFS853102	HFS853102A	HFS853102B	
HFS853108	HFS853108A	HFS853A108	
VW			
06F127025B	06F127025F	06F127025H	
06F127025J	06F127025K		

13 3064



ORIGINAL- AND O.E.M.-NO.

HÜCO-NO.

AUDI			
079127025G	079127025J		
HITACHI			
HFS853103A	HFS853103B	HFS853A103	
VW			
079127025G	079127025J		

13 3065



ORIGINAL- AND O.E.M.-NO.

HÜCO-NO.

AUDI			
079127026F	079127026J		
HITACHI			
HFS853104A	HFS853104B	HFS853A104	
VW			
079127026F	079127026J		

13 3066



ORIGINAL- AND O.E.M.-NO.

HÜCO-NO.

AUDI			
079127025E	079127025H		
HITACHI			
HFS853106	HFS853106A	HFS853A106	
VW			
079127025E	079127025H		

13 3067



ORIGINAL- AND O.E.M.-NO.

AUDI 079127026D	079127026H	
HITACHI HFS853107	HFS853107A	HFS853A107
VW 079127026D	079127026H	

HÜCO-NO.

13 3068



ORIGINAL- AND O.E.M.-NO.

AUDI
07L127026E
HITACHI
HFS034103A

HÜCO-NO.

13 3069



ORIGINAL- AND O.E.M.-NO.

AUDI 06J127025F		
HITACHI HFS034135A	HFS034135AS	HFS034135ASX

HÜCO-NO.

13 3070




ORIGINAL- AND O.E.M.-NO.

HITACHI HFS03431B	HFS03431BS	HFS03431BSX
SEAT 03C127026D	03C127026M	
SKODA 03C127026D	03C127026M	
VW 03C127026D	03C127026M	

HÜCO-NO.

13 3071



ORIGINAL- AND O.E.M.-NO.

AUDI
06E127025Q
HITACHI
HFS034101C HFS034101CS HFS034101CSX

HÜCO-NO.

13 3072



ORIGINAL- AND O.E.M.-NO.

BMW
11327542075
MERCEDES BENZ
4805077
VW
06H109311B

HÜCO-NO.

13 3058

Passend für: 133061, 133062, 133063, 133064
Suitable for: 133061, 133062, 133063, 133064



ORIGINAL- AND O.E.M.-NO.

VW
06D109309C

HÜCO-NO.

13 3059

Passend für: 133060, 133061, 133064
Suitable for: 133060, 133061, 133064



Einspritzventile Fuel Injectors

Die Aufgabe der Einspritzdüse ist es, den Kraftstoff zu dosieren und ihn zu zerstäuben. Dadurch soll eine homogene Vermischung von Kraftstoff und Luft im Brennraum erzielt werden.

Die Einspritzdüse ist ein Magnetventil, welches geöffnet wird, sobald eine Ansteuerspannung anliegt. In der Düse wird eine Nadel durch eine vorgespannte Feder in den Ventilsitz gedrückt. Sobald die Einspritzdüse angesteuert wird, wird eine Magnetspule im Inneren unter Spannung gesetzt. Dadurch hebt sich die Ventalnadel aus ihrem Sitz und gibt den Weg für den Kraftstoff frei. Die Ansteuerung der Einspritzdüse erfolgt direkt durch das Motorsteuergerät. Dort wird eine Ansteuerspannung von 50 - 90 Volt erzeugt. Diese hohe Spannung ist notwendig um eine sehr kurze Einspritzzeit zu ermöglichen.

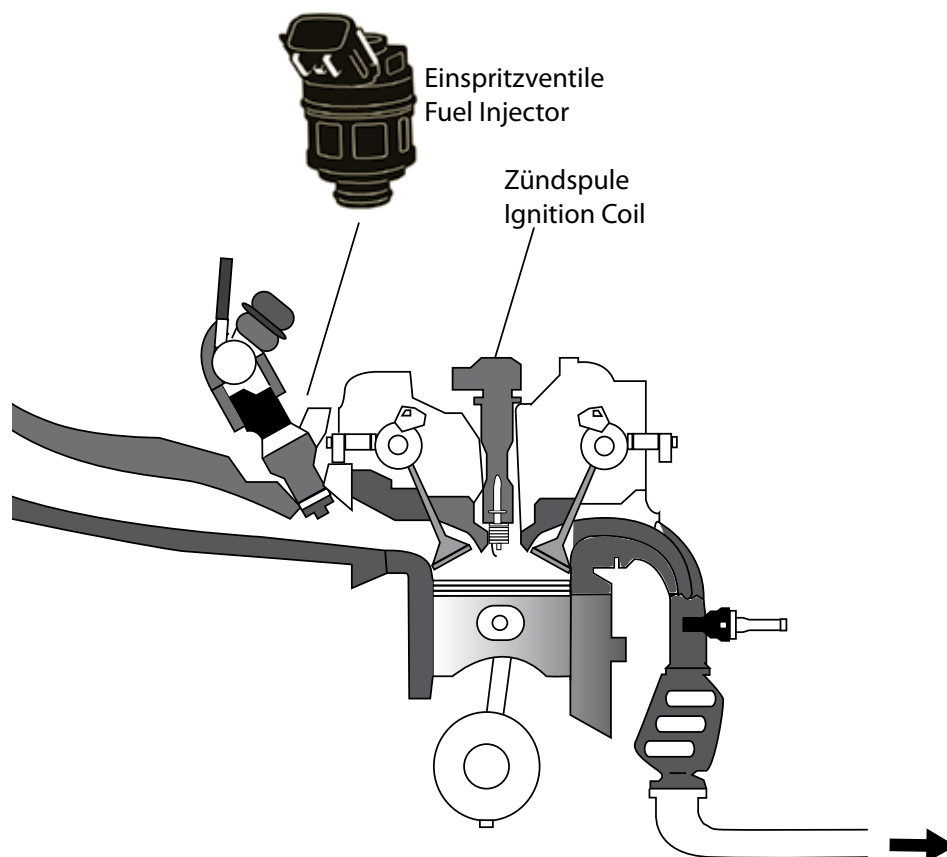
Die folgenden Probleme treten im Zusammenhang mit dem Einspritzventil auf:

- Unruhiger Leerlauf
- Probleme beim Starten des Motors
- Verschlechterung der Abgaswerte

The task of a fuel injector is to supply atomized fuel into the engine. The goal is to create an optimum mixture of fuel and air within the combustion chamber. The fuel injector itself is a solenoid valve which opens once voltage is applied to it. When the injector is energized an electromagnet moves a plunger that opens the valve, allowing pressurized fuel to squirt out a tiny nozzle. The nozzle is designed to atomize the fuel into a fine mist to enhance the combustion process. The fuel injector itself is directly controlled by the engine control unit (ECU). The amount of fuel supplied to the engine is determined by the amount of time the fuel injector stays open; the pulse width, and is measured in milliseconds. The ECU has a high activation voltage of 50 – 90 volts to accommodate this very short injection time.

The following problems can occur if the fuel injector is damaged:

- The idle speed becomes unstable
- The engine is difficult to start
- Exhaust gas emissions increase



L'iniettore è un componente dell'impianto di iniezione del motore. Ha il compito di inviare e atomizzare il carburante in arrivo avendo come obiettivo di creare una miscela omogenea, del combustibile e aria, all'interno della camera di combustione.

L'iniettore è una elettrovalvola a solenoide che si apre ogni qualvolta riceve un segnale di Tensione. Una molla precompressa situata nella valvola tiene costantemente premuto un ago all'interno del corpo di alloggiamento chiudendo l'alimentazione del carburante. Quando l'iniettore viene attivato il solenoide aziona l'ago che, sollevandosi, consente il passaggio del flusso di carburante alla camera di combustione. L'iniettore è direttamente controllato dalla centralino motore (ECU). Al suo interno è generata una tensione di attivazione di 50-90 V, necessarie per generare un tempo di attivazione all'iniettore molto breve. Più alto è il valore di tensione più breve è il tempo di iniezione.

Possono verificarsi i seguenti problemi nel caso l'iniettore sia danneggiato:

- Il minimo diventa instabile
- Il motore ha problemi all'avvio
- Peggioramento delle emissioni dei gas di scarico

L'injecteur sert au dosage et à la pulvérisation du carburant. Ceci permet d'obtenir un mélange homogène d'air et de carburant dans la chambre de combustion. L'injecteur est une électrovalve qui s'ouvre dès qu'une tension de commande est appliquée. À l'intérieur de l'injecteur, une aiguille est pressée par un ressort précontraint dans le siège de soupape. Dès que l'injecteur est excité, une bobine magnétique située à l'intérieur est mise sous tension. Ainsi entraînée, l'aiguille se soulève de son siège et permet au carburant de s'échapper. L'excitation de l'injecteur est contrôlée directement par l'unité de contrôle du moteur. Une tension d'activation de 50 - 90 volts y est générée. Cette tension élevée est nécessaire pour permettre une très courte durée d'injection.

Les problèmes suivants peuvent arriver si injecteur est endommagé

- Le régime de ralenti devient instable
- Le moteur est difficile à démarrer
- Détérioration des émissions de gaz d'échappement

Einspritzventile Fuel Injectors



ORIGINAL- AND O.E.M.-NO.

HITACHI
WA46000E60WWW
NISSAN
1660096E01

HÜCO-NO.

13 7100



ORIGINAL- AND O.E.M.-NO.

HITACHI
WA46JC1000WWW
NISSAN
166005L700

HÜCO-NO.

13 7101



ORIGINAL- AND O.E.M.-NO.

HITACHI
WA46000A52WWW
NISSAN
1660054C02

HÜCO-NO.

13 7102



ORIGINAL- AND O.E.M.-NO.

HITACHI
JS234KGIN
NISSAN
166009S200

HÜCO-NO.

13 7103



ORIGINAL- AND O.E.M.-NO.

HITACHI
WA46Y11600WWW
NISSAN
16600ED000

HÜCO-NO.

13 7104



ORIGINAL- AND O.E.M.-NO.

HITACHI
WA46000N13WWW
NISSAN
1660021V02

HÜCO-NO.

13 7105



ORIGINAL- AND O.E.M.-NO.

HITACHI
WA46000N06WWW
NISSAN
1660015V02

HÜCO-NO.

13 7106



ORIGINAL- AND O.E.M.-NO.

HITACHI
WA46000D20WWW
SUBARU
16600AA170

HÜCO-NO.

13 7107

Einspritzventile
Fuel Injectors



ORIGINAL- AND O.E.M.-NO.

HITACHI
JS234KCHA
NISSAN
166009S205

HÜCO-NO.

13 7108



ORIGINAL- AND O.E.M.-NO.

HITACHI
WA46000F60WWW
NISSAN
1660010Y01

HÜCO-NO.

13 7111



ORIGINAL- AND O.E.M.-NO.

HITACHI
WA46JB1000WWW
NISSAN
166005L300

HÜCO-NO.

13 7114



ORIGINAL- AND O.E.M.-NO.

HITACHI
WA46JC1001WWW
NISSAN
16600AE060

HÜCO-NO.

13 7117



ORIGINAL- AND O.E.M.-NO.

HITACHI
WA46001M51WWW
NISSAN
1660040P07

HÜCO-NO.

13 7118



ORIGINAL- AND O.E.M.-NO.

HITACHI
WA46000B60WWW
NISSAN
1660057Y01

HÜCO-NO.

13 7119



ORIGINAL- AND O.E.M.-NO.

HITACHI
JS501Ue
NISSAN
1660073C01

HÜCO-NO.

13 7120



ORIGINAL- AND O.E.M.-NO.

HITACHI
JS501Shita
NISSAN
1660073C02

HÜCO-NO.

13 7121

Einspritzventile
Fuel Injectors



ORIGINAL- AND O.E.M.-NO.

HITACHI
JS501 Naka
NISSAN
1660073C00

HÜCO-NO.

13 7122



ORIGINAL- AND O.E.M.-NO.

AUDI
06E906036E
HITACHI
JSD641

HÜCO-NO.

13 7123



ORIGINAL- AND O.E.M.-NO.

AUDI
06E906036C
HITACHI
JSD741

HÜCO-NO.

13 7124



ORIGINAL- AND O.E.M.-NO.

AUDI
079906036C
HITACHI
JSD741A

HÜCO-NO.

13 7125



Das Abgasrückführventil ist außen am Motor verbaut. Es verbindet die Abgasseite mit der Ansaugseite. Mit Hilfe der Abgasrückführung wird die Entstehung von NOx bei Otto- oder Dieselmotoren verringert. Die Abgasrückführung findet nur im Teillastbereich statt, da hier der Motor besonders mager läuft. Bei Kaltstart, Warmlauf und Vollast ist eine Abgasrückführung nicht sinnvoll.

Bei hohen Verbrennungstemperaturen entstehen im Motor zunehmend umweltschädliche Stickoxide (NOx). Um diese zu reduzieren, muss die Verbrennungstemperatur gesenkt werden. Um dies zu erreichen, wird bei der äußeren Abgasrückführung ein Teil des Abgases zurück zur Saugseite geführt und dort dem Frischgas beigemischt. Die Regelung hierzu übernimmt ein außerhalb des Motors angebrachtes Abgasrückführventil. Das Abgas nimmt nicht an der Verbrennung teil, muss aber jedoch mit aufgeheizt werden. Als Folge sinkt die Verbrennungstemperatur. Eine Absenkung der Verbrennungstemperatur hat immer eine Verringerung des NOx-Anteils im Abgas zur Folge.

Die folgenden Probleme treten im Zusammenhang mit der Zündspule auf:

- Der Leerlauf wird unruhig
- Probleme beim Starten des Motors
- Verschlechterung der Abgaswerte

The exhaust gas recirculation (EGR) valve is mounted outside the engine. It connects the exhaust gas side with the inlet side. The EGR valve opens when it encounters back pressure from the car's exhaust and channels it back into the combustion chamber. Recirculating exhaust can both increase fuel efficiency and reduce pollution. Using the exhaust gases to warm the air entering a cold engine increases the efficiency of the air / fuel mixture which in turns increases mileage. Once the engine has reached operating temperature the exhaust gas is redirected elsewhere. Through the use of exhaust gas recirculation the production of nitrogen dioxide (NOx) is reduced in both gasoline and diesel engines. Environmentally harmful NOx gases are created primarily during high combustion temperatures; therefore the combustion temperatures must be reduced. By mixing the car's exhaust with the intake air, the amount of oxygen in the mixture is reduced and its combustibility is also decreased, causing the fuel to burn at a lower temperature which reduces the amount of Nox in the exhaust gases.

The following problems can occur if the exhaust gas recirculation valve is damaged:

- The idle speed becomes unstable
- The engine is difficult to start
- Exhaust gas emissions increase
- Fuel mileage decreases

La valvola EGR è installata tra il collettore di scarico e il collettore di aspirazione, ed è esterna al motore. La valvola EGR è il dispositivo di ricircolo del gas di scarico che aiuta a ridurre la formazione di ossido di azoto (NOx) nei motori Diesel e ciclo Otto (benzina). Il ricircolo di gas di scarico avviene durante le sequenze di carico parziale e non durante l'avviamento a freddo, nella fase di warm-up o a pieno carico. Le alte temperature di combustione, nel motore, formano di ossido di azoto (NOx) dannoso per l'ambiente. Per ridurre i valori di NOx si deve ridurre la temperatura di combustione. Al fine di ridurre le emissioni di NOx una parte del gas di scarico viene messo in ricircolo dalla valvola EGR, rimixandolo con la fresca miscela aria-carburante. Il ricircolo dei gas combusti, sono gas inerti che non partecipano alla combustione, serve a ridurre le temperature massime di combustione abbattendo le emissioni di ossido di azoto (NOx).

Possono verificarsi i seguenti problemi se la valvola EGR è danneggiata:

- Il motore al minimo è irregolare
- Problemi durante l'avviamento del motore
- Peggioramento delle emissioni di gas di scarico

Lorsque les températures de combustion sont élevées, ceci génère l'augmentation dans le moteur des oxydes d'azote (NOx) nocifs pour l'environnement. Pour en réduire la teneur, il faut abaisser la température de combustion. La recirculation des gaz d'échappement permet de diminuer la formation des NOx dans les moteurs essence ou diesel. La recirculation des gaz d'échappement a lieu seulement dans les plages de charge partielle, car le moteur y tourne à régime particulièrement faible. Pour le démarrage à froid, la période de mise en action et à pleine charge, la recirculation des gaz d'échappement n'est pas recommandée. Dans le cas de la recirculation extérieure, une partie des gaz d'échappement est redirigée via un canal jusqu'au côté d'aspiration et y est mélangée à des gaz frais. Une valve EGR placée à l'extérieur du moteur se charge de la régulation. Le gaz d'échappement ne participe pas à la combustion, mais il faut le chauffer en même temps. Ceci entraîne une diminution de la température de combustion. Une diminution de la température de combustion a toujours pour effet la réduction du taux de NOx dans les gaz d'échappement ! En plus, l'enrichissement avec du NOx engendre la réduction du taux d'oxygène dans la chambre de combustion. Cette fonction favorise la diminution de la formation des NOx, car ceux-ci sont générés particulièrement en cas d'excès d'oxygène dans le mélange.

Les problèmes suivants peuvent arriver si la valve EGR est endommagé.

- Le régime de ralenti devient instable
- Problemi durante l'avviamento del motore
- Détérioration des émissions de gaz d'échappement



ORIGINAL- AND O.E.M.-NO.

HITACHI
AMV5107C
NISSAN
147105M001 147105M002

HÜCO-NO.

13 8483



ORIGINAL- AND O.E.M.-NO.

HITACHI
V17009
NISSAN
1471001Y00

HÜCO-NO.

13 8484



ORIGINAL- AND O.E.M.-NO.

HITACHI
V17010
NISSAN
1471010F02 1471010F03

HÜCO-NO.

13 8485



ORIGINAL- AND O.E.M.-NO.

HITACHI
V17015
NISSAN
1471017A00

HÜCO-NO.

13 8486



ORIGINAL- AND O.E.M.-NO.

HITACHI
V17022
NISSAN
1471040U00

HÜCO-NO.

13 8487



ORIGINAL- AND O.E.M.-NO.

HITACHI
V17025
NISSAN
1471065Y00 1471065Y01

HÜCO-NO.

13 8488



ORIGINAL- AND O.E.M.-NO.

HITACHI
V17033
NISSAN
1471088G10

HÜCO-NO.

13 8489



ORIGINAL- AND O.E.M.-NO.

HITACHI
AMV5101A
INFINITI
147104L600 147104L601
NISSAN
147104L600 147104L601

HÜCO-NO.

13 8491



ORIGINAL- AND O.E.M.-NO.

HITACHI
AMV5106A
INFINITI
147105U000 147105U002
NISSAN
147105U000 147105U002

HÜCO-NO.

13 8492




ORIGINAL- AND O.E.M.-NO.

HITACHI
AMV5109A
NISSAN
147107J400 147107J401

HÜCO-NO.

13 8493



Drosselklappenstutzen Throttle Bodies

Der Drosselklappenstutzen ist zwischen Ansaugbrücke und Lastsensor verbaut. Drosselklappen regeln den vom Motor angesaugten Luftstrom. Durch den Öffnungswinkel des Drosselklappenstutzens verändert sich das Mischungsverhältnis von Kraftstoff und Luft.

Die Informationen des Fahrpedals und alle weiteren zur Verfügung stehenden Daten des Motormanagements werden permanent abgeglichen. Hieraus errechnet das Motorsteuergerät die jeweils optimale Drosselklappen-Stellung. Die elektronische Ansteuerung der Drosselklappe sorgt für eine besonders effiziente Motorsteuerung.

Die folgenden Probleme treten im Zusammenhang mit dem elektr. Drosselklappenstutzen auf:

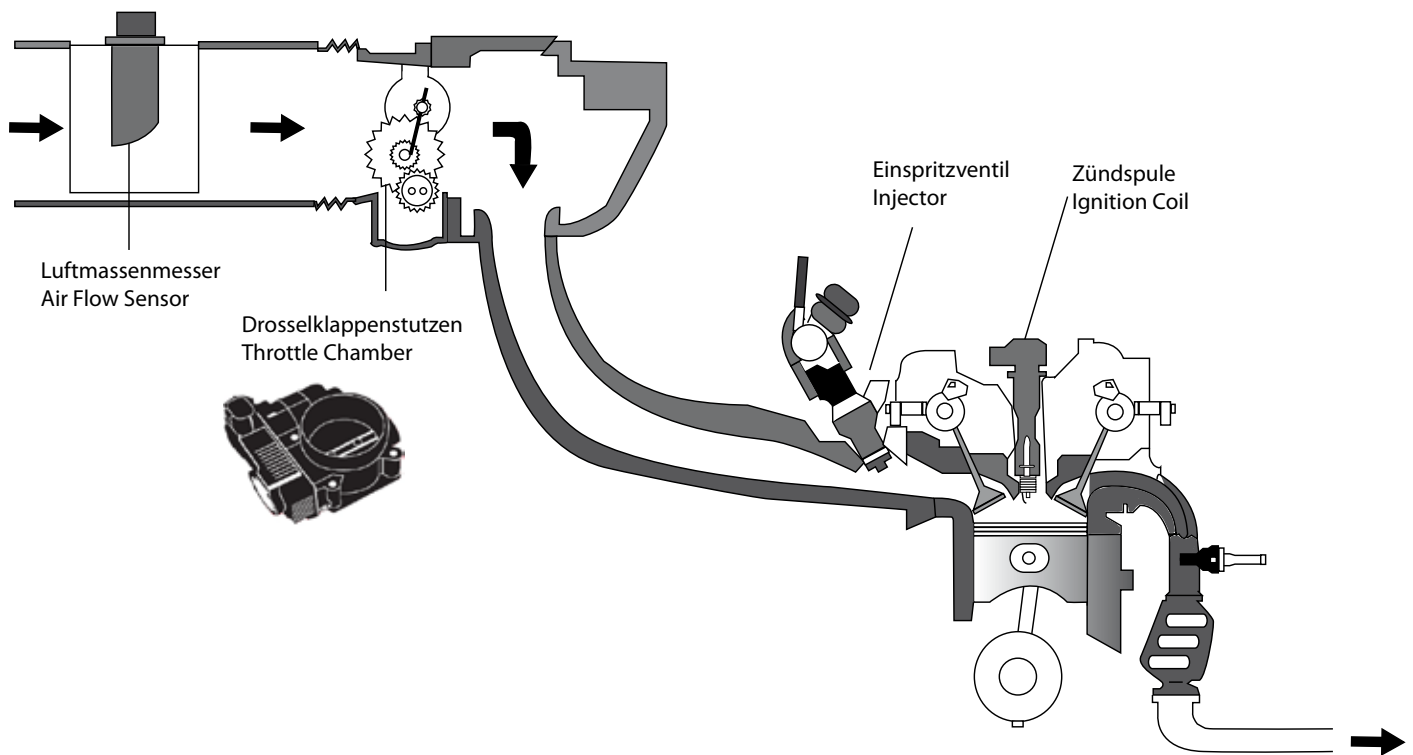
- Der Motor hat Aussetzer beim Abbremsen
- Der Leerlauf wird unruhig
- Der Leerlauf stottert ab und zu
- Der Motor hat Aussetzer beim Warmlaufen oder nach Neustart
- Die Motordrehzahl fällt ab bei Kurvenfahrten ohne Betätigung des Gaspedals

The throttle body is positioned between intake manifold and load sensor. Throttle bodies regulate the airflow aspirated from the engine. The fuel/air mixture changes according to the opening angle of the throttle flap.

The depression of the accelerator pedal is converted into an electronic signal and permanently aligned with further signals of the engine management. The ECU then calculates the optimal throttle flap position. The electronic control of the throttle body ensures an efficient motor control.

The following problems can occur if the electronic throttle body is damaged:

- The engine is going to stall during deceleration
- The idle speed becomes unstable
- The idle speed drops once in a while
- The engine is going to stall during warm up or restart
- The engine speed drops while running in a curve with the accelerator off



Le valvole farfallate sono montate tra il collettore di aspirazione e il sensore di carico. Regolano il flusso della massa aria aspirata dal motore. Tramite l'angolo di apertura delle valvole viene modificata la miscela di carburante ed aria.

I dati forniti dall'acceleratore e da tutti gli altri dati messi a disposizione dai sensori della gestione del motore sono costantemente monitorati. La centralina di controllo elettronico del motore, grazie a tutti i dati ricevuti (database), elabora la posizione ottimale della valvola farfallata. Il comando della valvola avviene esclusivamente dal segnale trasmesso dall'unità di controllo del motore. Questo sistema di controllo elettronico rende molto efficace il sistema di gestione del motore.

I seguenti problemi possono verificarsi nel caso la valvola farfallata elettronica sia danneggiata:

- Il motore strappa quando si frena
- Il motore al minimo diventa irregolare
- Il motore al minimo perde potenza
- Problemi di avviamento durante il riscaldamento oppure dopo un riavvio del motore
- Il numero di giri del motore diminuisce durante la guida in curva

Les papillons des gaz sont installés entre le collecteur d'admission et le capteur de charge. Les papillons des gaz ont pour rôle de doser le flux d'air aspiré par le moteur. Le dosage du mélange carburant-air varie en fonction de l'angle d'ouverture du papillon des gaz. Les informations de la pédale d'accélérateur et toutes autres données disponibles concernant les capteurs de la gestion du moteur sont vérifiées en permanence. En fonction de ces données, le calculateur moteur détermine à chaque fois la position optimale du papillon. Le papillon des gaz électronique est activé exclusivement par le signal de commande de la gestion du moteur. L'activation électronique du papillon des gaz assure une gestion particulièrement efficace du moteur.

Les problèmes suivants peuvent arriver si l'électronique du corps papillon est endommagé.

- Le moteur va décrocher pendant la décélération
- Le régime de ralenti devient instable
- Le régime de ralenti sauté de temps à autre
- Le moteur a tendance à décrocher pendant la période de montée en température ou de redémarrage
- La vitesse moteur à tendance à chuter pendant la conduite en virage lorsque l'accélérateur n'est pas sollicité

Drosselklappenstutzen Throttle Bodies



ORIGINAL- AND O.E.M.-NO.

HITACHI		
RME5002A	RME5002C	RME5002D
RME5002E	RME5002F	
NISSAN		
161198N000	161198N003	161198N00A
161198N00B	161198N00C	

HÜCO-NO.

13 8535



ORIGINAL- AND O.E.M.-NO.

HITACHI		
RME5001A	RME5001C	RME5001D
RME5001E	RME5001F	
NISSAN		
16119AU000	16119AU003	16119AU00A
16119AU00B	16119AU00C	

HÜCO-NO.

13 8536



ORIGINAL- AND O.E.M.-NO.

HITACHI		
RME4501	RME4501A	RME4501B
RME4501C		
NISSAN		
16119AX000	16119AX00A	16119AX00B
16119AX00C		

HÜCO-NO.

13 8537



ORIGINAL- AND O.E.M.-NO.

HITACHI		
RME5011	RME5011A	RME5011B
RME5011C		
NISSAN		
16119ED000	16119ED00A	16119ED00B
16119ED00C		

HÜCO-NO.

13 8538



ORIGINAL- AND O.E.M.-NO.

HÜCO-NO.

HITACHI		
RME6005	RME6005A	RME6005C
RME6005D	RME6005E	RME6005F
NISSAN		
161198H300	161198H301	161198H303
161198H30A	161198H30B	161198H30C

13 8539



ORIGINAL- AND O.E.M.-NO.

HÜCO-NO.

HITACHI		
RME6011	RME6011A	RME6011B
RME6011C		
NISSAN		
16119EN200	16119EN20A	16119EN20B
16119EN20C		

13 8540



ORIGINAL- AND O.E.M.-NO.

HÜCO-NO.

HITACHI
RME581
OPEL
93189207
SAAB
55354710

13 8541



ORIGINAL- AND O.E.M.-NO.

HÜCO-NO.

HITACHI		
RME6004	RME6004A	RME6004C
RME6004D	RME6004E	RME6004F
NISSAN		
161198H310	161198H311	161198H313
161198H31A	161198H31B	161198H31C

13 8542

Drosselklappenstutzen
Throttle Bodies



ORIGINAL- AND O.E.M.-NO.

HÜCO-NO.

HITACHI		
RME6006	RME6006A	RME6006C
RME6006D	RME6006E	RME6006F
NISSAN		
16119AE010	16119AE011	16119AE013
16119AE01A	16119AE01B	16119AE01C

13 8543



ORIGINAL- AND O.E.M.-NO.

HÜCO-NO.

HITACHI
RME6021
NISSAN
16119JK20B

13 8544



ORIGINAL- AND O.E.M.-NO.

HÜCO-NO.

HITACHI
RME6016
NISSAN
16119JK20A

13 8545



ORIGINAL- AND O.E.M.-NO.

HÜCO-NO.

HITACHI		
RME7004	RME7004A	RME7004C
RME7004D	RME7004E	RME7004F
NISSAN		
161198J100	161198J101	161198J103
161198J10A	161198J10B	161198J10C

13 8546



ORIGINAL- AND O.E.M.-NO.

HÜCO-NO.

HITACHI			
RME7511	RME7511A	RME7511B	
RME7511C			
NISSAN			
16119EH000	16119EH00A	16119EH00B	
16119EH00C			

13 8547



ORIGINAL- AND O.E.M.-NO.

HÜCO-NO.

HITACHI	
RMA6002	
INFINITI	
16119MA70A	
NISSAN	
16119MA70A	

13 8548



ORIGINAL- AND O.E.M.-NO.

HÜCO-NO.

HITACHI			
RMB7002	RMB7002A	RMB7002C	
RMB7002D	RMB7002E	RMB7002F	
INFINITI			
16119VC210	16119VC211	16119VC21A	
16119VC21B	16119VC21C	16119VC21D	
NISSAN			
16119VC210	16119VC211	16119VC21A	
16119VC21B	16119VC21C	16119VC21D	

13 8549



ORIGINAL- AND O.E.M.-NO.

HÜCO-NO.

HITACHI			
RME6013	RME6013A	RME6013B	
RME6013C			
INFINITI			
16119ED800	16119ED80A	16119ED80B	
16119ED80C			
NISSAN			
16119ED800	16119ED80A	16119ED80B	
16119ED80C			

13 8550

Drosselklappenstutzen Throttle Bodies



ORIGINAL- AND O.E.M.-NO.

HITACHI RME6014 RME6014C	RME6014A	RME6014B
INFINITI 16119CY000 16119CY00C	16119CY00A	16119CY00B
NISSAN 16119CY000 16119CY00C	16119CY00A	16119CY00B

HÜCO-NO.

13 8551



ORIGINAL- AND O.E.M.-NO.

HITACHI RME6015
INFINITI 16119JA00A
NISSAN 16119JA00A

HÜCO-NO.

13 8552



ORIGINAL- AND O.E.M.-NO.

HITACHI RME7001 RME7001D	RME7001A RME7001E	RME7001C RME7001F
INFINITI 16119AR000 16119AR00A	16119AR001 16119AR00B	16119AR003 16119AR00C
NISSAN 16119AR000 16119AR00A	16119AR001 16119AR00B	16119AR003 16119AR00C

HÜCO-NO.

13 8553



ORIGINAL- AND O.E.M.-NO.

FIAT 60664049	71787539
HITACHI RMH6001	
LANCIA 60664049	71787539

HÜCO-NO.

13 8554



Leerlaufregelventile Idle Speed Control Valves

Das Leerlaufregelventil sitzt an der Drosselklappe. Es hat die Aufgabe, den Leerlauf zu steuern d.h. die Motordrehzahl so zu regulieren, dass sie im Leerlauf konstant bleibt. Das Ventil wird dann aktiviert, wenn Veränderungen des Motorzustandes auftreten. Dies kann vorkommen, wenn man zum Beispiel einen elektrischen Verbraucher im Auto anschaltet (Klimaanlage) oder einfach längere Zeit an der Ampel stehen bleibt. Damit die Motordrehzahl nicht unter einen bestimmten Wert sinkt, wird nach Signal eines Steuergeräts ein Bypass-Luftkanal geöffnet und eine entsprechende Menge an Luft zugeführt. Die Leerlaufregelventile werden sowohl in den Fahrzeugen mit Diesel- als auch mit Ottomotoren eingesetzt.

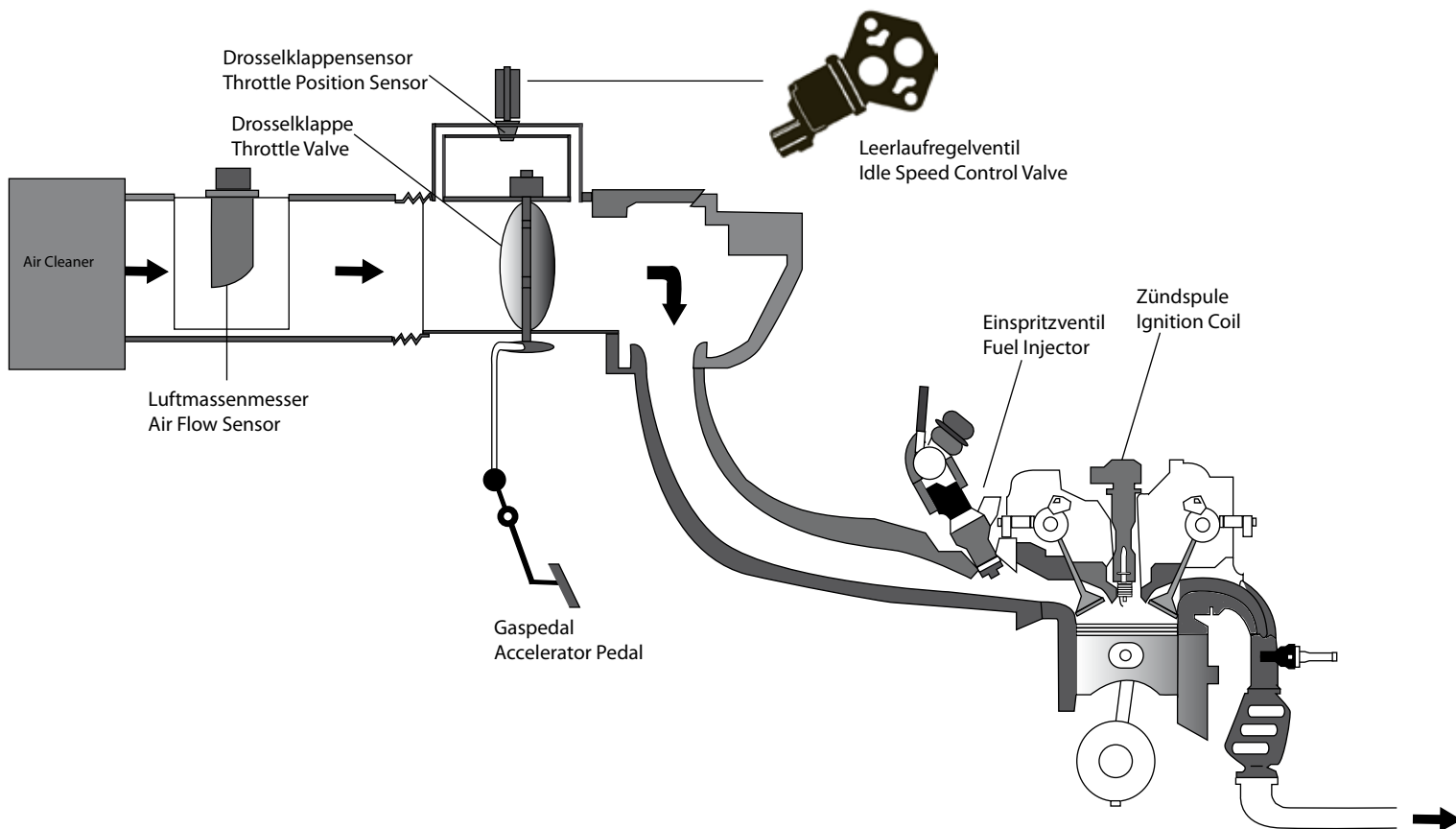
Die folgenden Probleme treten im Zusammenhang mit dem Leerlaufregelventil auf:

- Unruhiger Leerlauf
- Probleme beim Starten des Motors
- Probleme mit Aussetzern des Motors

The idle speed control valve (ISCV) is located at the throttle body. Its objective is to ensure that the engine speed remains at a constant rate whilst in idle mode. The valve is activated when changes of the engines status occur; e.g. when an electric consumer within the car such as the air conditioning is activated or during a longer stop in front of a red traffic light. The ECU sends a signal to the ISCV to open a bypass air channel and thus allow a corresponding rate of air to flow into the motor. This ensures that the idle speed of the engine does not fall below a certain predefined value. ISCV's are used in both gasoline and diesel engines.

The following problems can occur if the idle speed control valve is damaged:

- The idle speed becomes unstable
- The engine has problems to start
- The engine stalls



La funzione della valvola di controllo del minimo, come indicato dal nome, è quella di controllare la velocità minima del motore in base alla temperatura e alle differenti condizioni di carico, in modo che sia costante. La valvola viene attivata oltre che all'avviamento anche quando si verificano cambiamenti di carichi elettrici, per esempio attivazione del climatizzatore oppure ci si ferma per un tempo prolungato: per esempio a semaforo rosso. Per evitare che il motore subisca un abbassamento del numero di giri inferiore a un certo valore interviene la valvola, tramite una centralina, assicurando la corretta alimentazione per mantenere il minimo alla velocità predeterminata. Le valvole di controllo del minimo sono installate sia sulle vetture con motori a ciclo Otto (benzina) oppure Diesel.

Le seguenti problematiche possono verificarsi nel caso la valvola di regolazione del minimo sia danneggiata:

- Il motore al minimo non è stabile
- Problemi durante l'avviamento del motore
- Mancata accensione

La valve de réglage du ralenti sert à régler le ralenti, c'est à dire à réguler la vitesse du moteur de sorte qu'elle demeure constante au ralenti. L'actuateur de ralenti est activé lorsque des modifications de l'état du moteur interviennent. Ceci peut se produire notamment si un appareil électrique se met en marche dans la voiture (climatisation) ou en cas d'arrêt prolongé du véhicule au feu rouge. Pour que la vitesse du moteur ne descende pas en-dessous d'un certain seuil, un canal d'air de dérivation s'ouvre après un signal émis par un calculateur et la quantité d'air requise est alors admise. Les valves de réglage du ralenti sont présentes dans les véhicules à moteur diesel et à moteur essence.

Les problèmes suivants peuvent arriver si l'électronique du corps papillon est endommagé.

- Le régime de ralenti devient instable
- Le moteur a des problème de démarrage
- Le moteur décroche

Leerlaufregelventile
Idle Speed Control Valves



ORIGINAL- AND O.E.M.-NO.

FORD 1058383	95WF9F715AC	95WF9F715AD
HITACHI AESP1061C	AESP1061CSP	

HÜCO-NO.

13 8670



ORIGINAL- AND O.E.M.-NO.

FORD 1086369	XS6U9F715AA	
HITACHI AESP1062A	AESP1062ASP	

HÜCO-NO.

13 8671



ORIGINAL- AND O.E.M.-NO.

FORD 1014398	1063996	7084580
95BF9F715AB	95BF9F715AC	
HITACHI AESP1062B	AESP1062BSP	

HÜCO-NO.

13 8672



ORIGINAL- AND O.E.M.-NO.

FORD 1115249	XM2U9F715AA	
HITACHI AESP1061B	AESP1061BSP	

HÜCO-NO.

13 8673

Valvole regolazione minimo
Valves de réglage du ralenti, alimentation d'air



ORIGINAL- AND O.E.M.-NO.

FORD
1115250 XM2U9F715BA
HITACHI
AESP109S2

HÜCO-NO.

13 8674



ORIGINAL- AND O.E.M.-NO.

FORD
3909620 7212143 F53E9F715AA
F53E9F715AB
HITACHI
AESP10925

HÜCO-NO.

13 8675



ORIGINAL- AND O.E.M.-NO.

HITACHI
AESP20717 AESP20717A
RENAULT
7700870084 8200211431

HÜCO-NO.

13 8676



ORIGINAL- AND O.E.M.-NO.

FORD
1114071 1126997 YL8U9F715AB
YL8U9F715AC YL8Z9F715AA
HITACHI
ABV5091 ABV5091B
MAZDA
YF0920660A YF0920660B

HÜCO-NO.

13 8677

Leerlaufregelventile
Idle Speed Control Valves



ORIGINAL- AND O.E.M.-NO.

HITACHI
AESP20713A
OPEL
837102 90411546

HÜCO-NO.

13 8678



ORIGINAL- AND O.E.M.-NO.

HITACHI
AEB20808A
NISSAN
237817J61A

HÜCO-NO.

13 8679



ORIGINAL- AND O.E.M.-NO.

HITACHI
AESP2012 AESP2012B AESP2012C
NISSAN
237821N600 2378273C00

HÜCO-NO.

13 8680



ORIGINAL- AND O.E.M.-NO.

HITACHI
AESP20710A
RENAULT
77 00 744 614

HÜCO-NO.

13 8681

Valvole regolazione minimo
Valves de réglage du ralenti, alimentation d'air



ORIGINAL- AND O.E.M.-NO.

HITACHI
AESP20912
RENAULT
7700859134
VOLVO
70 859 134

HÜCO-NO.

13 8682



ORIGINAL- AND O.E.M.-NO.

HITACHI
AEB20802A
NISSAN
237812Y010 237812Y01A

HÜCO-NO.

13 8683



ORIGINAL- AND O.E.M.-NO.

FORD
6464929 91XF9F715BA
HITACHI
AESP2052

HÜCO-NO.

13 8684



ORIGINAL- AND O.E.M.-NO.

HITACHI
AEB20809
NISSAN
237814M821

HÜCO-NO.

13 8685

Leerlaufregelventile
Idle Speed Control Valves



ORIGINAL- AND O.E.M.-NO.

HITACHI
AEB20810
NISSAN
237817J612

HÜCO-NO.

13 8686



ORIGINAL- AND O.E.M.-NO.

HITACHI	AESP2013	AESP2013B	AESP2013C
NISSAN	237821N000	2378273C02	

HÜCO-NO.

13 8687



ORIGINAL- AND O.E.M.-NO.

FIAT
60608904
HITACHI
AESP20715

HÜCO-NO.

13 8688



ORIGINAL- AND O.E.M.-NO.

FORD	6617092	928F9F715AE
HITACHI	AESP2063	

HÜCO-NO.

13 8689

Valvole regolazione minimo
Valves de réglage du ralenti, alimentation d'air



ORIGINAL- AND O.E.M.-NO.

HITACHI AESP2021	AESP2021C	AESP2021E
NISSAN 237810F320	237810F321	2378186G00

HÜCO-NO.

13 8690



ORIGINAL- AND O.E.M.-NO.

HITACHI AEB20801	AEB20801A
NISSAN 237814M50A	

HÜCO-NO.

13 8691



ORIGINAL- AND O.E.M.-NO.

FORD 1025702	97JF9F715BA
HITACHI AESP10919	

HÜCO-NO.

13 8692



ORIGINAL- AND O.E.M.-NO.

FORD 6631855	87TF9F715CB
HITACHI AESP20711A	

HÜCO-NO.

13 8693

Leerlaufregelventile
Idle Speed Control Valves



ORIGINAL- AND O.E.M.-NO.

FORD 4138506	1S7E9F715CA	1S7Z9F715CA
HITACHI ABV0009	ABV509H9	

HÜCO-NO.

13 8694



ORIGINAL- AND O.E.M.-NO.


FORD 4010051	YF1E9f715AB	YF1Z9f715AA
HITACHI ABV0026	AESP10938	AJ0320660
MAZDA AJ0320660	AJ0320660A	

HÜCO-NO.

13 8695

Anwendungsliste

Application List

	Model	Type	Model year	ccm	Output	Cylinder
ACURA	INTEGRA Coupe	1.6	01.1985 - 12.1990	1590	KW 74 / PS 100	4
ACURA	INTEGRA Coupe	1.6 i	01.1985 - 12.1990	1590	KW 88 / PS 120	4
ACURA	INTEGRA Schrägheck	1.6	01.1985 - 12.1990	1590	KW 74 / PS 100	4
ACURA	INTEGRA Schrägheck	1.6 i	01.1985 - 12.1990	1590	KW 88 / PS 120	4
ACURA	INTEGRA Stufenheck	1.6	01.1985 - 12.1990	1590	KW 74 / PS 100	4
ACURA	INTEGRA Stufenheck	1.6 i	01.1985 - 12.1990	1590	KW 88 / PS 120	4
ALFA ROMEO	145 (930)	1.4 i.e.	07.1994 - 12.1996	1351	KW 66 / PS 90	4
ALFA ROMEO	145 (930)	1.4 i.e. 16V T.S.	12.1996 - 01.2001	1370	KW 76 / PS 103	4
ALFA ROMEO	145 (930)	1.4 i.e. 16V T.S.	12.1996 - 01.2001	1370	KW 76 / PS 103	4
ALFA ROMEO	145 (930)	1.6 i.e.	10.1994 - 12.1996	1596	KW 76 / PS 103	4
ALFA ROMEO	145 (930)	1.6 i.e. 16V T.S.	12.1996 - 01.2001	1598	KW 88 / PS 120	4
ALFA ROMEO	145 (930)	1.6 i.e. 16V T.S.	12.1996 - 01.2001	1598	KW 88 / PS 120	4
ALFA ROMEO	145 (930)	1.7 i.e. 16V	10.1994 - 12.1996	1712	KW 95 / PS 129	4
ALFA ROMEO	145 (930)	1.8 i.e. 16V	03.1998 - 01.2001	1747	KW 106 / PS 144	4
ALFA ROMEO	145 (930)	1.8 i.e. 16V T.S.	12.1996 - 12.1998	1747	KW 103 / PS 140	4
ALFA ROMEO	145 (930)	2.0 16V Quadrifoglio	03.1998 - 01.2001	1970	KW 114 / PS 155	4
ALFA ROMEO	145 (930)	2.0 16V T.S.	10.1995 - 01.2001	1970	KW 110 / PS 150	4
ALFA ROMEO	146 (930)	1.4 i.e.	12.1994 - 12.1996	1351	KW 66 / PS 90	4
ALFA ROMEO	146 (930)	1.4 i.e. 16V T.S.	11.1996 - 01.2001	1370	KW 76 / PS 103	4
ALFA ROMEO	146 (930)	1.4 i.e. 16V T.S.	11.1996 - 01.2001	1370	KW 76 / PS 103	4
ALFA ROMEO	146 (930)	1.4 i.e. 16V T.S.	11.1996 - 01.2001	1370	KW 76 / PS 103	4
ALFA ROMEO	146 (930)	1.6 i.e.	12.1994 - 12.1996	1596	KW 76 / PS 103	4
ALFA ROMEO	146 (930)	1.6 i.e. 16V T.S.	11.1996 - 01.2001	1598	KW 88 / PS 120	4
ALFA ROMEO	146 (930)	1.6 i.e. 16V T.S.	11.1996 - 01.2001	1598	KW 88 / PS 120	4
ALFA ROMEO	146 (930)	1.8 i.e. 16V T.S.	11.1996 - 01.2001	1747	KW 103 / PS 140	4
ALFA ROMEO	146 (930)	1.8 i.e. 16V T.S.	03.1998 - 01.2001	1747	KW 106 / PS 144	4
ALFA ROMEO	146 (930)	2.0 16V Quadrifoglio	03.1998 - 01.2001	1970	KW 114 / PS 155	4
ALFA ROMEO	146 (930)	2.0 16V T.S.	10.1995 - 01.2001	1970	KW 110 / PS 150	4
ALFA ROMEO	147 (937)	1.6 16V T.SPARK	01.2001 - 03.2010	1598	KW 88 / PS 120	4
ALFA ROMEO	147 (937)	1.6 16V T.SPARK ECO	01.2001 - 03.2010	1598	KW 77 / PS 105	4
ALFA ROMEO	147 (937)	2.0 16V T.SPARK	01.2001 - 03.2010	1970	KW 110 / PS 150	4
ALFA ROMEO	155 (167)	1.6 16V T.S.	05.1996 - 12.1997	1598	KW 88 / PS 120	4
ALFA ROMEO	155 (167)	1.7 T.S.	04.1993 - 04.1996	1748	KW 85 / PS 115	4
ALFA ROMEO	155 (167)	1.7 T.S.	04.1993 - 04.1996	1748	KW 83 / PS 113	4
ALFA ROMEO	155 (167)	1.7 T.S. 16V	05.1996 - 12.1997	1747	KW 103 / PS 140	4
ALFA ROMEO	155 (167)	1.8 T.S.	02.1992 - 06.1993	1773	KW 95 / PS 129	4
ALFA ROMEO	155 (167)	1.8 T.S. Sport	01.1992 - 12.1996	1773	KW 93 / PS 127	4
ALFA ROMEO	155 (167)	2.0 16V Turbo Q4	01.1992 - 12.1997	1995	KW 137 / PS 186	4
ALFA ROMEO	155 (167)	2.0 16V Turbo Q4	01.1992 - 12.1997	1995	KW 140 / PS 190	4
ALFA ROMEO	155 (167)	2.0 T.S.	02.1992 - 02.1995	1995	KW 104 / PS 141	4
ALFA ROMEO	155 (167)	2.0 T.S.	02.1992 - 04.1993	1995	KW 106 / PS 144	4
ALFA ROMEO	155 (167)	2.0 T.S. 16V	03.1995 - 12.1997	1970	KW 110 / PS 150	4
ALFA ROMEO	155 (167)	2.0 T.S. 16V	03.1995 - 12.1997	1970	KW 110 / PS 150	4
ALFA ROMEO	156 (932)	1.6 16V T.SPARK	09.1997 - 09.2005	1598	KW 88 / PS 120	4
ALFA ROMEO	156 (932)	1.6 16V T.SPARK	09.1997 - 09.2005	1598	KW 88 / PS 120	4
ALFA ROMEO	156 (932)	1.8 16V T.SPARK	10.2000 - 09.2005	1747	KW 103 / PS 140	4
ALFA ROMEO	156 (932)	2.0 16V T.SPARK	09.1997 - 10.2000	1970	KW 114 / PS 155	4
ALFA ROMEO	156 (932)	2.0 16V T.SPARK	10.2000 - 03.2002	1970	KW 110 / PS 150	4
ALFA ROMEO	156 Sportwagon (932)	1.6 16V T.SPARK.	05.2000 - 05.2006	1598	KW 88 / PS 120	4
ALFA ROMEO	156 Sportwagon (932)	1.8 16V T.SPARK	10.2000 - 05.2006	1747	KW 103 / PS 140	4
ALFA ROMEO	156 Sportwagon (932)	2.0 16V T.SPARK	05.2000 - 10.2000	1970	KW 114 / PS 155	4
ALFA ROMEO	156 Sportwagon (932)	2.0 16V T.SPARK	10.2000 - 03.2002	1970	KW 110 / PS 150	4
ALFA ROMEO	164 (164)	2.0 T.S.	09.1992 - 09.1998	1995	KW 106 / PS 144	4
ALFA ROMEO	164 (164)	2.0 Turbo	10.1987 - 09.1998	1995	KW 128 / PS 174	4
ALFA ROMEO	164 (164)	3.0 24V	09.1992 - 09.1998	2959	KW 155 / PS 211	6
ALFA ROMEO	164 (164)	3.0 24V Q4	02.1994 - 09.1998	2959	KW 170 / PS 231	6
ALFA ROMEO	164 (164)	3.0 24V QV	09.1992 - 09.1998	2959	KW 171 / PS 233	6
ALFA ROMEO	166 (936)	2.0 T.SPARK	09.1998 - 10.2000	1970	KW 114 / PS 155	4
ALFA ROMEO	166 (936)	2.0 T.SPARK	10.2000 - 06.2007	1970	KW 110 / PS 150	4
ALFA ROMEO	33 (905)	1.5	07.1986 - 12.1989	1490	KW 75 / PS 102	4
ALFA ROMEO	33 (905)	1.5 4x4	09.1986 - 12.1989	1490	KW 77 / PS 105	4
ALFA ROMEO	33 (905)	1.5 4x4	07.1986 - 12.1989	1490	KW 75 / PS 102	4
ALFA ROMEO	33 (907A)	1.4 i.e.	06.1991 - 09.1994	1351	KW 65 / PS 88	4
ALFA ROMEO	33 (907A)	1.4 i.e.	06.1991 - 09.1994	1351	KW 66 / PS 90	4
ALFA ROMEO	33 (907A)	1.5 i.e.	01.1990 - 09.1994	1490	KW 71 / PS 97	4
ALFA ROMEO	33 (907A)	1.7 i.e.	04.1992 - 09.1994	1712	KW 77 / PS 105	4
ALFA ROMEO	33 Sportwagon (905A)	1.5 4x4	12.1986 - 12.1989	1490	KW 75 / PS 102	4

Engine code



D16A3	138814	138068
D16A8	138814	138068
D16A1	138814	138068
D16A8	138814	138068
D16A3	138814	138068
D16A8	138814	138068
AR 33501	138730	
AR 33503; AR 38501	133840	
AR 33503; AR 38501	133861	
AR 33201	138793	138401
AR 38201; AR 67601	133840	
AR 38201; AR 67601	133861	
AR 33401	138793	
AR 32201	133861	
AR 38401; AR 67106	133840	
AR 32301	133861	
AR 67204	133840	
AR 33501	138730	
AR 33503; AR 38501	133840	
AR 33503; AR 38501	133861	
AR 33503; AR 38501	138793	138401
AR 33201	138793	
AR 38201; AR 67601	133840	
AR 38201; AR 67601	133861	
AR 38401; AR 67106	133840	
AR 32201	133861	
AR 32301	133861	
AR 67204	133840	
AR 32104	133841	
AR 37203	133841	
AR 32310	133841	
AR 67601	133840	
AR 67105	138793	138401
AR 67103	138793	138401
AR 67106	133840	
AR 67101	138793	138401
AR 67101; AR 67102	138793	138401
AR 67203	138730	
AR 67203	138730	
AR 67202	138793	138401
AR 67201	138793	138401
AR 67204	133840	
AR 67204	138793	
AR 32102; AR 32103; AR 32104; AR 67601	133840	
AR 32102; AR 32103; AR 32104; AR 67601	133861	
AR 32205	133841	
AR 32301	133861	
AR 32310	133841	
AR 32102; AR 32103; AR 32104; AR 67601	133841	
AR 32205	133841	
AR 32301	133841	
AR 32310	133841	
AR 64103	138793	138401
AR 06476	138754	138083
AR 66301; AR 66302		138403
AR 64307; AR 64308		138403
AR 64304		138403
AR 34103	133861	
AR 36301	133841	
AR 30588		138001
AR 30146; AR 30588		138001
AR 30588		138001
AR 30753; AR 30755	138730	
AR 30753; AR 30755	138730	
AR 30751		138401
AR 30737 A		138401
AR 30588		138001

Anwendungsliste

Application List



	Model	Type	Model year	ccm	Output	Cylinder
ALFA ROMEO	33 Sportwagon (905A)	1.5 4x4	12.1986 - 03.1989	1490	KW 77 / PS 105	4
ALFA ROMEO	33 Sportwagon (907B)	1.4 i.e.	06.1991 - 09.1994	1351	KW 65 / PS 88	4
ALFA ROMEO	33 Sportwagon (907B)	1.4 i.e.	06.1991 - 09.1994	1351	KW 66 / PS 90	4
ALFA ROMEO	33 Sportwagon (907B)	1.4 i.e. 4x4	06.1991 - 09.1994	1351	KW 66 / PS 90	4
ALFA ROMEO	33 Sportwagon (907B)	1.7 i.e.	04.1992 - 09.1994	1712	KW 77 / PS 105	4
ALFA ROMEO	ARNA (920)	1.3 TI	03.1983 - 12.1986	1351	KW 63 / PS 86	4
ALFA ROMEO	GT (937)	1.8 TS	11.2003 - 09.2010	1747	KW 103 / PS 140	4
ALFA ROMEO	GTV (916C_)	2.0 T.SPARK 16V	05.1998 - 08.2000	1970	KW 114 / PS 155	4
ALFA ROMEO	GTV (916C_)	2.0 T.SPARK 16V	05.1998 - 08.2000	1970	KW 114 / PS 155	4
ALFA ROMEO	SPIDER (916S_)	2.0 T.SPARK 16V	06.1995 - 04.2005	1970	KW 110 / PS 150	4
ALFA ROMEO	SPIDER (916S_)	2.0 T.SPARK 16V	05.1998 - 08.2000	1970	KW 114 / PS 155	4
ALFA ROMEO	SPIDER (916S_)	2.0 T.SPARK 16V	05.1998 - 08.2000	1970	KW 114 / PS 155	4
ALPINA	B7 (E65)	4.4	12.2003 - 06.2008	4398	KW 368 / PS 500	8
ALPINA	ROADSTER (Z8)	4.8 V8	06.2002 - 10.2003	4837	KW 280 / PS 381	8
ALPINE	V6	2.5 TURBO	01.1988 - 12.1990	2458	KW 147 / PS 200	6
ASIA MOTORS	ROCSTA	1.8 i 4x4	06.1993 - 12.1999	1789	KW 57 / PS 77	4
AUDI	100 (43, C2)	2.1	10.1977 - 07.1982	2144	KW 85 / PS 115	5
AUDI	100 (43, C2)	2.1	03.1977 - 07.1982	2144	KW 100 / PS 136	5
AUDI	100 (44, 44Q, C3)	2.1	08.1982 - 07.1984	2144	KW 100 / PS 136	5
AUDI	100 (44, 44Q, C3)	2.2	10.1984 - 09.1986	2226	KW 85 / PS 115	5
AUDI	100 (44, 44Q, C3)	2.2	08.1984 - 12.1988	2226	KW 101 / PS 137	5
AUDI	100 (44, 44Q, C3)	2.2	08.1982 - 07.1984	2144	KW 79 / PS 107	5
AUDI	100 (44, 44Q, C3)	2.2	08.1982 - 07.1984	2144	KW 96 / PS 130	5
AUDI	100 (44, 44Q, C3)	1.8	02.1986 - 07.1988	1781	KW 65 / PS 88	4
AUDI	100 (44, 44Q, C3)	1.8	08.1982 - 12.1987	1781	KW 55 / PS 75	4
AUDI	100 (44, 44Q, C3)	1.8	08.1983 - 07.1989	1781	KW 66 / PS 90	4
AUDI	100 (44, 44Q, C3)	1.9	08.1982 - 07.1984	1921	KW 74 / PS 100	5
AUDI	100 (44, 44Q, C3)	1.8 KAT	03.1985 - 11.1990	1781	KW 66 / PS 90	4
AUDI	100 (44, 44Q, C3)	1.8 quattro	08.1986 - 07.1990	1781	KW 65 / PS 88	4
AUDI	100 (44, 44Q, C3)	1.8 quattro	10.1984 - 07.1988	1781	KW 66 / PS 90	4
AUDI	100 (44, 44Q, C3)	1.8 quattro KAT	08.1985 - 11.1990	1781	KW 66 / PS 90	4
AUDI	100 (44, 44Q, C3)	2.0	08.1986 - 11.1987	1994	KW 83 / PS 113	5
AUDI	100 (44, 44Q, C3)	2.0	08.1984 - 12.1987	1994	KW 85 / PS 115	5
AUDI	100 (44, 44Q, C3)	2.0 KAT	01.1988 - 11.1990	1994	KW 85 / PS 115	5
AUDI	100 (44, 44Q, C3)	2.0 KAT	01.1988 - 11.1990	1994	KW 85 / PS 115	5
AUDI	100 (44, 44Q, C3)	2.2 E quattro	08.1985 - 07.1986	2226	KW 88 / PS 120	5
AUDI	100 (44, 44Q, C3)	2.2 E Turbo quattro	08.1986 - 11.1990	2226	KW 121 / PS 165	5
AUDI	100 (44, 44Q, C3)	2.2 KAT	06.1989 - 11.1990	2226	KW 101 / PS 137	5
AUDI	100 (44, 44Q, C3)	2.2 quattro	08.1984 - 12.1988	2226	KW 101 / PS 137	5
AUDI	100 (44, 44Q, C3)	2.2 quattro KAT	06.1989 - 11.1990	2226	KW 101 / PS 137	5
AUDI	100 (44, 44Q, C3)	2.2 Turbo	08.1986 - 11.1990	2226	KW 121 / PS 165	5
AUDI	100 (44, 44Q, C3)	2.2 Turbo	08.1986 - 11.1990	2226	KW 121 / PS 165	5
AUDI	100 (44, 44Q, C3)	2.3 E	10.1986 - 11.1990	2309	KW 100 / PS 136	5
AUDI	100 (44, 44Q, C3)	2.3 E	10.1986 - 11.1990	2309	KW 100 / PS 136	5
AUDI	100 (44, 44Q, C3)	2.3 E	01.1990 - 11.1990	2309	KW 98 / PS 133	5
AUDI	100 (44, 44Q, C3)	2.3 E	01.1990 - 11.1990	2309	KW 98 / PS 133	5
AUDI	100 (44, 44Q, C3)	2.3 E quattro	08.1986 - 11.1990	2309	KW 100 / PS 136	5
AUDI	100 (4A, C4)	2.6	03.1992 - 06.1994	2598	KW 110 / PS 150	6
AUDI	100 (4A, C4)	2.6	07.1993 - 06.1994	2598	KW 102 / PS 139	6
AUDI	100 (4A, C4)	2.0	12.1990 - 06.1994	1984	KW 74 / PS 100	4
AUDI	100 (4A, C4)	2.0	12.1990 - 06.1994	1984	KW 74 / PS 100	4
AUDI	100 (4A, C4)	2.0	12.1990 - 06.1994	1984	KW 74 / PS 100	4
AUDI	100 (4A, C4)	2.0 E	12.1990 - 06.1994	1984	KW 85 / PS 115	4
AUDI	100 (4A, C4)	2.0 E 16V	01.1992 - 06.1994	1984	KW 103 / PS 140	4
AUDI	100 (4A, C4)	2.0 E 16V quattro	07.1992 - 06.1994	1984	KW 103 / PS 140	4
AUDI	100 (4A, C4)	2.0 E quattro	12.1990 - 07.1992	1984	KW 85 / PS 115	4
AUDI	100 (4A, C4)	2.3 E	12.1990 - 06.1994	2309	KW 98 / PS 134	5
AUDI	100 (4A, C4)	2.3 E quattro	12.1990 - 06.1994	2309	KW 98 / PS 134	5
AUDI	100 (4A, C4)	2.6 quattro	04.1992 - 06.1994	2598	KW 110 / PS 150	6
AUDI	100 (4A, C4)	2.8 E	12.1990 - 06.1994	2771	KW 128 / PS 174	6
AUDI	100 (4A, C4)	2.8 E quattro	12.1990 - 06.1994	2771	KW 128 / PS 174	6
AUDI	100 (4A, C4)	S4 Turbo quattro	08.1991 - 06.1994	2226	KW 169 / PS 230	5
AUDI	100 (4A, C4)	S4 V8 quattro	10.1992 - 06.1994	4172	KW 206 / PS 280	8
AUDI	100 Avant (43, C2)	2.1	07.1977 - 02.1983	2144	KW 85 / PS 115	5
AUDI	100 Avant (43, C2)	2.1	07.1977 - 02.1983	2144	KW 100 / PS 136	5
AUDI	100 Avant (44, 44Q, C3)	2.1	08.1982 - 07.1984	2144	KW 100 / PS 136	5
AUDI	100 Avant (44, 44Q, C3)	2.2	10.1984 - 09.1986	2226	KW 85 / PS 115	5


Engine code



AR 30146; AR 30508; AR 30588		138001
AR 30753; AR 30755	138730	
AR 30755	138730	
AR 30587; AR 30755	138730	
AR 30737		138401
AR 30168; AR 31010		138001
AR 32205	133841	
AR 32301	133841	
AR 32301	133861	
AR 16201; AR 32310	133861	
AR 32301	133841	
AR 32301	133861	
N62B44A19	133825	
	133804	
Z7U	138750	
F804	138739	
WB; WE		138004
WC; WG		138004
WC		138004
KZ		138004
KU		138004
WU		138004
KF		138004
SH		138004
DR; RS		138004
DS; JW; NP		138004
WH		138004
4B; PH		138004
SH		138004
JW; NP		138004
4B; PH		138004
SL		138004
KP		138004
RT		138050
RT		138004
PX		138004
MC		138050
HX; KU		138004
KU		138004
HX; KU		138004
MC		138050
MC		138004
NF		138050
NF		138004
AAR		138050
AAR		138004
NF		138050
ABC	138440	138052
ACZ		138052
AAE	138701	
AAE	138702	
AAE	138419	
AAD; ABK	138701	
ACE		138050
ACE		138050
AAD		138050
AAR		138050
AAR		138050
ABC	138440	138052
AAH	138440	138052
AAH	138440	138052
AAN		138052
ABH		138050
WB; WE		138004
WC; WG		138004
WC		138004
KZ		138004

Anwendungsliste

Application List

	Model	Type	Model year	ccm	Output	Cylinder
AUDI	100 Avant (44, 44Q, C3)	2.2	08.1984 - 12.1988	2226	KW 101 / PS 137	5
AUDI	100 Avant (44, 44Q, C3)	2.3	08.1986 - 11.1990	2309	KW 100 / PS 136	5
AUDI	100 Avant (44, 44Q, C3)	2.3	08.1986 - 11.1990	2309	KW 100 / PS 136	5
AUDI	100 Avant (44, 44Q, C3)	1.8	08.1982 - 12.1987	1781	KW 55 / PS 75	4
AUDI	100 Avant (44, 44Q, C3)	1.8	02.1986 - 07.1990	1781	KW 65 / PS 88	4
AUDI	100 Avant (44, 44Q, C3)	1.8	08.1983 - 07.1989	1781	KW 66 / PS 90	4
AUDI	100 Avant (44, 44Q, C3)	1.9	02.1983 - 07.1984	1921	KW 74 / PS 100	5
AUDI	100 Avant (44, 44Q, C3)	1.8 KAT	03.1985 - 11.1990	1781	KW 66 / PS 90	4
AUDI	100 Avant (44, 44Q, C3)	1.8 quattro	08.1986 - 07.1990	1781	KW 65 / PS 88	4
AUDI	100 Avant (44, 44Q, C3)	1.8 quattro	10.1984 - 07.1988	1781	KW 66 / PS 90	4
AUDI	100 Avant (44, 44Q, C3)	1.8 quattro KAT	08.1985 - 10.1990	1781	KW 66 / PS 90	4
AUDI	100 Avant (44, 44Q, C3)	2.0	09.1986 - 11.1987	1994	KW 83 / PS 113	5
AUDI	100 Avant (44, 44Q, C3)	2.0 E	01.1985 - 12.1987	1994	KW 85 / PS 115	5
AUDI	100 Avant (44, 44Q, C3)	2.0 E KAT	01.1988 - 11.1990	1994	KW 85 / PS 115	5
AUDI	100 Avant (44, 44Q, C3)	2.0 E KAT	01.1988 - 11.1990	1994	KW 85 / PS 115	5
AUDI	100 Avant (44, 44Q, C3)	2.2 E quattro	08.1985 - 07.1986	2226	KW 88 / PS 120	5
AUDI	100 Avant (44, 44Q, C3)	2.2 KAT	06.1989 - 11.1990	2226	KW 101 / PS 137	5
AUDI	100 Avant (44, 44Q, C3)	2.2 quattro	08.1984 - 12.1988	2226	KW 101 / PS 137	5
AUDI	100 Avant (44, 44Q, C3)	2.2 quattro KAT	06.1989 - 11.1990	2226	KW 101 / PS 137	5
AUDI	100 Avant (44, 44Q, C3)	2.2 Turbo	08.1986 - 11.1990	2226	KW 121 / PS 165	5
AUDI	100 Avant (44, 44Q, C3)	2.2 Turbo	08.1986 - 11.1990	2226	KW 121 / PS 165	5
AUDI	100 Avant (44, 44Q, C3)	2.2 Turbo quattro	08.1986 - 11.1990	2226	KW 121 / PS 165	5
AUDI	100 Avant (44, 44Q, C3)	2.3 E quattro	08.1986 - 11.1990	2309	KW 100 / PS 136	5
AUDI	100 Avant (4A, C4)	2.6	03.1992 - 06.1994	2598	KW 110 / PS 150	6
AUDI	100 Avant (4A, C4)	2.6	07.1993 - 06.1994	2598	KW 102 / PS 139	6
AUDI	100 Avant (4A, C4)	2.0 E	09.1991 - 06.1994	1984	KW 74 / PS 100	4
AUDI	100 Avant (4A, C4)	2.0 E	09.1991 - 06.1994	1984	KW 74 / PS 100	4
AUDI	100 Avant (4A, C4)	2.0 E	09.1991 - 06.1994	1984	KW 74 / PS 100	4
AUDI	100 Avant (4A, C4)	2.0 E	09.1991 - 06.1994	1984	KW 85 / PS 115	4
AUDI	100 Avant (4A, C4)	2.0 E quattro	12.1990 - 07.1992	1984	KW 85 / PS 115	4
AUDI	100 Avant (4A, C4)	2.3 E	09.1991 - 06.1994	2309	KW 98 / HP 133	5
AUDI	100 Avant (4A, C4)	2.3 E quattro	09.1991 - 06.1994	2309	KW 98 / PS 134	5
AUDI	100 Avant (4A, C4)	2.6 quattro	07.1992 - 06.1994	2598	KW 110 / PS 150	6
AUDI	100 Avant (4A, C4)	2.8 E	09.1991 - 06.1994	2771	KW 128 / PS 174	6
AUDI	100 Avant (4A, C4)	2.8 E quattro	09.1991 - 06.1994	2771	KW 128 / PS 174	6
AUDI	100 Avant (4A, C4)	S4 V8 quattro	10.1992 - 06.1994	4172	KW 206 / PS 280	8
AUDI	200 (43)	2.1 5 E	10.1979 - 09.1982	2144	KW 100 / PS 136	5
AUDI	200 (43)	2.1 5 T	10.1979 - 08.1982	2144	KW 125 / PS 170	5
AUDI	200 (44, 44Q)	2.2	08.1984 - 07.1985	2226	KW 101 / PS 137	5
AUDI	200 (44, 44Q)	2.3	11.1986 - 09.1991	2309	KW 100 / PS 136	5
AUDI	200 (44, 44Q)	2.3	11.1986 - 09.1991	2309	KW 100 / PS 136	5
AUDI	200 (44, 44Q)	2.1 5 E	08.1983 - 07.1984	2144	KW 100 / PS 136	5
AUDI	200 (44, 44Q)	2.1 Turbo	08.1983 - 01.1988	2144	KW 134 / PS 182	5
AUDI	200 (44, 44Q)	2.1 Turbo quattro	08.1983 - 09.1986	2144	KW 134 / PS 182	5
AUDI	200 (44, 44Q)	2.2 Turbo	08.1985 - 09.1991	2226	KW 121 / PS 165	5
AUDI	200 (44, 44Q)	2.2 Turbo	08.1985 - 09.1991	2226	KW 121 / PS 165	5
AUDI	200 (44, 44Q)	2.2 Turbo	02.1988 - 12.1990	2226	KW 140 / PS 190	5
AUDI	200 (44, 44Q)	2.2 Turbo	02.1988 - 12.1990	2226	KW 140 / PS 190	5
AUDI	200 (44, 44Q)	2.2 Turbo	02.1988 - 12.1990	2226	KW 147 / PS 200	5
AUDI	200 (44, 44Q)	2.2 Turbo	02.1988 - 12.1990	2226	KW 147 / PS 200	5
AUDI	200 (44, 44Q)	2.2 Turbo quattro	01.1985 - 12.1991	2226	KW 121 / PS 165	5
AUDI	200 (44, 44Q)	2.2 Turbo quattro	01.1985 - 12.1991	2226	KW 121 / PS 165	5
AUDI	200 (44, 44Q)	2.2 Turbo quattro	02.1988 - 11.1990	2226	KW 147 / PS 200	5
AUDI	200 Avant (44, 44Q)	2.1 Turbo quattro	09.1983 - 01.1988	2144	KW 134 / PS 182	5
AUDI	200 Avant (44, 44Q)	2.2 Turbo	08.1985 - 09.1991	2226	KW 121 / PS 165	5
AUDI	200 Avant (44, 44Q)	2.2 Turbo	08.1985 - 09.1991	2226	KW 121 / PS 165	5
AUDI	200 Avant (44, 44Q)	2.2 Turbo quattro	09.1983 - 12.1990	2226	KW 121 / PS 165	5
AUDI	200 Avant (44, 44Q)	2.2 Turbo quattro	09.1983 - 12.1990	2226	KW 121 / PS 165	5
AUDI	200 Avant (44, 44Q)	2.2 Turbo quattro	02.1988 - 12.1991	2226	KW 147 / PS 200	5
AUDI	80 (81, 85, B2)	2.2	10.1980 - 07.1983	2144	KW 85 / PS 115	5
AUDI	80 (81, 85, B2)	1.3	09.1978 - 07.1981	1272	KW 40 / PS 55	4
AUDI	80 (81, 85, B2)	1.3	09.1978 - 07.1986	1297	KW 44 / PS 60	4
AUDI	80 (81, 85, B2)	1.3	09.1978 - 07.1981	1272	KW 44 / PS 60	4
AUDI	80 (81, 85, B2)	1.6	02.1986 - 07.1986	1595	KW 54 / PS 73	4
AUDI	80 (81, 85, B2)	1.6	08.1978 - 07.1986	1595	KW 55 / PS 75	4
AUDI	80 (81, 85, B2)	1.6	08.1978 - 02.1983	1588	KW 63 / PS 85	4
AUDI	80 (81, 85, B2)	1.6	08.1978 - 07.1981	1588	KW 51 / PS 70	4

Engine code



KU		138004
NF		138050
NF		138004
DR; RS		138004
SH		138004
DS; JW; NP		138004
WH		138004
4B; PH		138004
SH		138004
JW; NP		138004
4B; PH		138004
SL		138004
KP		138004
RT		138050
RT		138004
PX		138004
HX; KU		138004
KU		138004
HX; KU		138004
MC		138050
MC		138004
MC		138050
NF		138050
ABC	138440	138052
ACZ		138052
AAE	138701	
AAE	138702	
AAE	138419	
AAD; ABK	138701	
AAD		138050
AAR	138705	138050
AAR		138050
ABC	138440	138052
AAH	138440	138052
AAH	138440	138052
ABH		138050
WC		138004
WJ		138004
KU		138004
NF		138050
NF		138004
WC		138004
KG		138004
KG		138004
MC		138050
MC		138004
2B		138050
2B		138004
1B		138050
1B		138004
MC		138050
MC		138004
1B		138004
JY; KG		138004
MC		138050
MC		138004
MC		138050
MC		138004
1B		138004
WE		138004
FY		138004
EP		138004
FZ		138004
SA		138004
DT		138004
YP		138004
YT; YY		138004

Anwendungsliste

Application List



	Model	Type	Model year	ccm	Output	Cylinder
AUDI	80 (81, 85, B2)	1.6	08.1978 - 07.1986	1588	KW 55 / PS 75	4
AUDI	80 (81, 85, B2)	1.8	02.1986 - 07.1986	1781	KW 65 / PS 88	4
AUDI	80 (81, 85, B2)	1.8	01.1983 - 08.1986	1781	KW 66 / PS 90	4
AUDI	80 (81, 85, B2)	1.8	08.1983 - 08.1986	1781	KW 68 / PS 93	4
AUDI	80 (81, 85, B2)	1.6 GLE	01.1979 - 12.1986	1588	KW 81 / PS 110	4
AUDI	80 (81, 85, B2)	1.8 CC quattro	08.1984 - 08.1986	1781	KW 66 / PS 90	4
AUDI	80 (81, 85, B2)	1.8 CC quattro	08.1985 - 08.1986	1781	KW 68 / PS 93	4
AUDI	80 (81, 85, B2)	1.8 GTE	10.1984 - 08.1986	1781	KW 82 / PS 112	4
AUDI	80 (81, 85, B2)	1.8 GTE	08.1985 - 07.1986	1781	KW 81 / PS 110	4
AUDI	80 (81, 85, B2)	1.8 GTE quattro	08.1984 - 08.1986	1781	KW 82 / PS 112	4
AUDI	80 (81, 85, B2)	1.8 GTE quattro	03.1985 - 08.1986	1781	KW 81 / PS 110	4
AUDI	80 (81, 85, B2)	1.9 CD-5S	09.1981 - 07.1983	1921	KW 85 / PS 115	5
AUDI	80 (81, 85, B2)	2.0	10.1983 - 09.1984	1994	KW 85 / PS 115	5
AUDI	80 (81, 85, B2)	2.0 quattro	10.1983 - 09.1984	1994	KW 85 / PS 115	5
AUDI	80 (81, 85, B2)	2.2 quattro	08.1982 - 07.1984	2144	KW 100 / PS 136	5
AUDI	80 (81, 85, B2)	2.2 quattro	08.1982 - 07.1984	2144	KW 96 / PS 131	5
AUDI	80 (89, 89Q, 8A, B3)	1.4	08.1986 - 07.1988	1400	KW 48 / PS 65	4
AUDI	80 (89, 89Q, 8A, B3)	1.6	09.1986 - 08.1991	1595	KW 55 / PS 75	4
AUDI	80 (89, 89Q, 8A, B3)	1.6	08.1987 - 09.1991	1595	KW 51 / PS 70	4
AUDI	80 (89, 89Q, 8A, B3)	1.6	08.1990 - 10.1991	1595	KW 75 / PS 102	4
AUDI	80 (89, 89Q, 8A, B3)	1.8	10.1986 - 01.1990	1781	KW 55 / PS 75	4
AUDI	80 (89, 89Q, 8A, B3)	1.8	09.1986 - 07.1988	1847	KW 83 / PS 113	4
AUDI	80 (89, 89Q, 8A, B3)	1.8 E	06.1986 - 08.1991	1781	KW 82 / PS 112	4
AUDI	80 (89, 89Q, 8A, B3)	1.8 E quattro	09.1986 - 08.1991	1781	KW 82 / PS 112	4
AUDI	80 (89, 89Q, 8A, B3)	1.8 quattro	09.1986 - 08.1990	1847	KW 83 / PS 113	4
AUDI	80 (89, 89Q, 8A, B3)	1.8 S	09.1986 - 12.1990	1781	KW 65 / PS 88	4
AUDI	80 (89, 89Q, 8A, B3)	1.8 S	09.1986 - 10.1991	1781	KW 66 / PS 90	4
AUDI	80 (89, 89Q, 8A, B3)	1.8 S quattro	09.1986 - 07.1990	1781	KW 65 / PS 88	4
AUDI	80 (89, 89Q, 8A, B3)	1.8 S quattro	09.1986 - 09.1991	1781	KW 66 / PS 90	4
AUDI	80 (89, 89Q, 8A, B3)	2.0	10.1990 - 08.1991	1984	KW 82 / PS 112	4
AUDI	80 (89, 89Q, 8A, B3)	2.0 E	08.1988 - 10.1990	1984	KW 83 / PS 113	4
AUDI	80 (89, 89Q, 8A, B3)	2.0 E	08.1988 - 10.1990	1984	KW 83 / PS 113	4
AUDI	80 (89, 89Q, 8A, B3)	2.0 E 16V	03.1990 - 09.1991	1984	KW 101 / PS 137	4
AUDI	80 (89, 89Q, 8A, B3)	2.0 E 16V	03.1990 - 09.1991	1984	KW 101 / PS 137	4
AUDI	80 (89, 89Q, 8A, B3)	2.0 E 16V quattro	03.1990 - 08.1991	1984	KW 101 / PS 137	4
AUDI	80 (89, 89Q, 8A, B3)	2.0 E quattro	08.1988 - 09.1990	1984	KW 83 / PS 113	4
AUDI	80 (89, 89Q, 8A, B3)	2.0 quattro	10.1990 - 08.1991	1984	KW 85 / PS 115	4
AUDI	80 (8C, B4)	1.6	09.1991 - 12.1994	1595	KW 52 / PS 71	4
AUDI	80 (8C, B4)	1.6	09.1991 - 12.1994	1595	KW 52 / PS 71	4
AUDI	80 (8C, B4)	2.6	07.1992 - 12.1994	2598	KW 110 / PS 150	6
AUDI	80 (8C, B4)	2.8	09.1991 - 12.1994	2771	KW 128 / PS 174	6
AUDI	80 (8C, B4)	1.6 E	06.1993 - 12.1994	1595	KW 74 / PS 101	4
AUDI	80 (8C, B4)	2.0	09.1991 - 12.1994	1984	KW 66 / PS 90	4
AUDI	80 (8C, B4)	2.0	09.1991 - 12.1994	1984	KW 66 / PS 90	4
AUDI	80 (8C, B4)	2.0 E	09.1991 - 12.1994	1984	KW 85 / PS 115	4
AUDI	80 (8C, B4)	2.0 E	09.1991 - 12.1994	1984	KW 85 / PS 115	4
AUDI	80 (8C, B4)	2.0 E	09.1991 - 12.1994	1984	KW 85 / PS 115	4
AUDI	80 (8C, B4)	2.0 E 16V	08.1992 - 12.1994	1984	KW 103 / PS 140	4
AUDI	80 (8C, B4)	2.0 E 16V quattro	04.1992 - 12.1994	1984	KW 103 / PS 140	4
AUDI	80 (8C, B4)	2.0 E quattro	09.1991 - 12.1994	1984	KW 85 / PS 115	4
AUDI	80 (8C, B4)	2.0 E quattro	09.1991 - 12.1994	1984	KW 85 / PS 115	4
AUDI	80 (8C, B4)	2.0 E quattro	09.1991 - 12.1994	1984	KW 85 / PS 115	4
AUDI	80 (8C, B4)	2.3 E	09.1991 - 12.1994	2309	KW 98 / PS 133	5
AUDI	80 (8C, B4)	2.3 E quattro	09.1991 - 12.1994	2309	KW 98 / PS 133	5
AUDI	80 (8C, B4)	2.6 quattro	06.1992 - 12.1994	2598	KW 110 / PS 150	6
AUDI	80 (8C, B4)	2.8 quattro	09.1991 - 12.1994	2771	KW 128 / PS 174	6
AUDI	80 (8C, B4)	S2 quattro	02.1993 - 12.1994	2226	KW 169 / PS 230	5
AUDI	80 Avant (8C, B4)	2.6	07.1992 - 01.1996	2598	KW 110 / PS 150	6
AUDI	80 Avant (8C, B4)	2.8	09.1991 - 01.1996	2771	KW 128 / PS 174	6
AUDI	80 Avant (8C, B4)	1.6 E	06.1993 - 01.1996	1595	KW 74 / PS 101	4
AUDI	80 Avant (8C, B4)	2.0	07.1992 - 01.1996	1984	KW 66 / PS 90	4
AUDI	80 Avant (8C, B4)	2.0	07.1992 - 01.1996	1984	KW 66 / PS 90	4
AUDI	80 Avant (8C, B4)	2.0 E	07.1992 - 01.1996	1984	KW 85 / PS 115	4
AUDI	80 Avant (8C, B4)	2.0 E 16V	02.1993 - 01.1996	1984	KW 103 / PS 140	4
AUDI	80 Avant (8C, B4)	2.0 E 16V quattro	12.1992 - 07.1995	1984	KW 103 / PS 140	4
AUDI	80 Avant (8C, B4)	2.3 E	07.1992 - 01.1996	2309	KW 98 / PS 133	5
AUDI	80 Avant (8C, B4)	2.3 E quattro	09.1991 - 11.1994	2309	KW 98 / PS 133	5


Engine code



WV; YN		138004
SF		138004
DS; JV		138004
JN		138004
YZ		138004
JV; NE		138004
JN		138004
DZ		138004
PV		138004
DZ		138004
PV		138004
WN		138004
HP; JS		138004
JS		138004
KK		138004
KL		138004
SE		138004
RN		138004
PP		138004
ABB	138701	138004
RU		138004
SD		138004
DZ		138004
DZ		138004
SD		138004
SF		138004
JN; NE; PM		138004
SF		138004
JN; NE; PM		138004
AAD		138004
3A		138050
3A		138004
6A		138050
6A		138004
6A		138050
3A		138050
AAD		138050
ABM	138702	138050
ABM	138419	138050
ABC	138440	138052
AAH	138440	138052
ADA		138050
ABT	138702	138050
ABT	138419	138050
ABK	138701	138050
ABK	138702	138050
ABK		
ACE		138050
ACE		138050
ABK	138701	
ABK	138702	
ABK		138050
NG	138702	138050
NG		138050
ABC	138440	138052
AAH	138440	138052
ABY		138052
ABC	138440	138052
AAH	138440	138052
ADA		138050
ABT	138702	138050
ABT	138419	138050
ABK	138701	138050
ACE		138050
ACE		138050
NG		138050
NG		138050

Anwendungsliste

Application List

	Model	Type	Model year	ccm	Output	Cylinder
AUDI	80 Avant (8C, B4)	2.6 quattro	07.1992 - 07.1995	2598	KW 110 / PS 150	6
AUDI	80 Avant (8C, B4)	2.8 quattro	08.1992 - 07.1995	2771	KW 128 / PS 174	6
AUDI	80 Avant (8C, B4)	RS2 quattro	03.1994 - 05.1995	2226	KW 232 / PS 315	5
AUDI	80 Avant (8C, B4)	S2 quattro	02.1993 - 07.1995	2226	KW 169 / PS 230	5
AUDI	90 (81, 85, B2)	2.2	01.1985 - 03.1987	2226	KW 85 / PS 115	5
AUDI	90 (81, 85, B2)	2.2	10.1984 - 03.1987	2226	KW 100 / PS 136	5
AUDI	90 (81, 85, B2)	2.0	10.1984 - 03.1987	1994	KW 85 / PS 115	5
AUDI	90 (81, 85, B2)	2.0	03.1986 - 03.1987	1994	KW 83 / PS 113	5
AUDI	90 (81, 85, B2)	2.2 E quattro	11.1984 - 03.1987	2226	KW 100 / PS 136	5
AUDI	90 (81, 85, B2)	2.2 E quattro	08.1985 - 03.1987	2226	KW 88 / PS 120	5
AUDI	90 (89, 89Q, 8A, B3)	2.0	07.1988 - 09.1991	1994	KW 85 / PS 115	5
AUDI	90 (89, 89Q, 8A, B3)	2.0	07.1988 - 09.1991	1994	KW 85 / PS 115	5
AUDI	90 (89, 89Q, 8A, B3)	2.0 20 V	08.1989 - 07.1991	1994	KW 118 / PS 160	5
AUDI	90 (89, 89Q, 8A, B3)	2.0 20 V	08.1989 - 07.1991	1994	KW 118 / PS 160	5
AUDI	90 (89, 89Q, 8A, B3)	2.0 20 V quattro	08.1988 - 09.1991	1994	KW 118 / PS 160	5
AUDI	90 (89, 89Q, 8A, B3)	2.2 E	04.1987 - 07.1991	2226	KW 100 / PS 136	5
AUDI	90 (89, 89Q, 8A, B3)	2.2 E quattro	04.1987 - 09.1991	2226	KW 100 / PS 136	5
AUDI	90 (89, 89Q, 8A, B3)	2.3 E	04.1987 - 07.1991	2309	KW 100 / PS 136	5
AUDI	90 (89, 89Q, 8A, B3)	2.3 E	04.1987 - 07.1991	2309	KW 100 / PS 136	5
AUDI	90 (89, 89Q, 8A, B3)	2.3 E	04.1987 - 09.1991	2309	KW 98 / PS 133	5
AUDI	90 (89, 89Q, 8A, B3)	2.3 E	04.1987 - 09.1991	2309	KW 98 / PS 133	5
AUDI	90 (89, 89Q, 8A, B3)	2.3 E 20V	04.1990 - 07.1991	2309	KW 123 / PS 167	5
AUDI	90 (89, 89Q, 8A, B3)	2.3 E 20V	04.1990 - 07.1991	2309	KW 123 / PS 167	5
AUDI	90 (89, 89Q, 8A, B3)	2.3 E 20V	08.1988 - 07.1991	2309	KW 125 / PS 170	5
AUDI	90 (89, 89Q, 8A, B3)	2.3 E 20V	08.1988 - 07.1991	2309	KW 125 / PS 170	5
AUDI	90 (89, 89Q, 8A, B3)	2.3 E 20V quattro	06.1988 - 09.1991	2309	KW 125 / PS 170	5
AUDI	90 (89, 89Q, 8A, B3)	2.3 E 20V quattro	04.1990 - 09.1991	2309	KW 123 / PS 167	5
AUDI	90 (89, 89Q, 8A, B3)	2.3 E quattro	04.1987 - 07.1991	2309	KW 100 / PS 136	5
AUDI	90 (89, 89Q, 8A, B3)	2.3 E quattro	04.1987 - 09.1991	2309	KW 98 / PS 133	5
AUDI	A1 (8X1)	1.2 TFSI	05.2010 -	1197	KW 63 / PS 86	4
AUDI	A1 (8X1)	1.4 TFSI	01.2011 -	1390	KW 136 / PS 185	4
AUDI	A1 (8X1)	1.4 TFSI	05.2010 -	1390	KW 90 / PS 122	4
AUDI	A1 Sportback (8XA)	1.2 TFSI	01.2012 -	1197	KW 63 / PS 86	4
AUDI	A1 Sportback (8XA)	1.4 TFSI	11.2011 -	1390	KW 90 / PS 122	4
AUDI	A1 Sportback (8XA)	1.4 TFSI	11.2011 -	1390	KW 136 / PS 185	4
AUDI	A2 (8Z0)	1.4	02.2000 - 08.2005	1390	KW 55 / PS 75	4
AUDI	A2 (8Z0)	1.4	02.2000 - 08.2005	1390	KW 55 / PS 75	4
AUDI	A2 (8Z0)	1.4	02.2000 - 08.2005	1390	KW 55 / PS 75	4
AUDI	A2 (8Z0)	1.6 FSI	05.2002 - 08.2005	1598	KW 81 / PS 110	4
AUDI	A3 (8L1)	1.6	09.1996 - 05.2003	1595	KW 74 / PS 101	4
AUDI	A3 (8L1)	1.6	09.1996 - 05.2003	1595	KW 74 / PS 101	4
AUDI	A3 (8L1)	1.6	08.2000 - 05.2003	1595	KW 75 / PS 102	4
AUDI	A3 (8L1)	1.6	08.2000 - 05.2003	1595	KW 75 / PS 102	4
AUDI	A3 (8L1)	1.8	09.1996 - 05.2003	1781	KW 92 / PS 125	4
AUDI	A3 (8L1)	1.8	09.1996 - 05.2003	1781	KW 92 / PS 125	4
AUDI	A3 (8L1)	1.8 T	12.1996 - 05.2003	1781	KW 110 / PS 150	4
AUDI	A3 (8L1)	1.8 T	12.1996 - 05.2003	1781	KW 110 / PS 150	4
AUDI	A3 (8L1)	1.8 T	12.1996 - 05.2003	1781	KW 110 / PS 150	4
AUDI	A3 (8L1)	1.8 T	12.1998 - 05.2003	1781	KW 132 / PS 180	4
AUDI	A3 (8L1)	1.8 T quattro	10.1998 - 05.2003	1781	KW 132 / PS 180	4
AUDI	A3 (8L1)	1.8 T quattro	12.1996 - 05.2003	1781	KW 110 / PS 150	4
AUDI	A3 (8L1)	1.8 T quattro	12.1996 - 05.2003	1781	KW 110 / PS 150	4
AUDI	A3 (8L1)	1.8 T quattro	12.1996 - 05.2003	1781	KW 110 / PS 150	4
AUDI	A3 (8L1)	S3 quattro	03.1999 - 04.2002	1781	KW 154 / PS 210	4
AUDI	A3 (8L1)	S3 quattro	10.2001 - 05.2003	1781	KW 165 / PS 224	4
AUDI	A3 (8P1)	1.6	05.2003 - 08.2012	1595	KW 75 / PS 102	4
AUDI	A3 (8P1)	1.6	05.2003 - 08.2012	1595	KW 75 / PS 102	4
AUDI	A3 (8P1)	1.2 TSI	04.2010 - 08.2012	1197	KW 77 / PS 105	4
AUDI	A3 (8P1)	1.4 TFSI	09.2007 - 08.2012	1390	KW 92 / PS 125	4
AUDI	A3 (8P1)	1.6 FSI	08.2003 - 09.2007	1598	KW 85 / PS 115	4
AUDI	A3 (8P1)	1.8 TFSI	11.2006 - 08.2012	1798	KW 118 / PS 160	4
AUDI	A3 (8P1)	1.8 TFSI quattro	07.2008 - 08.2012	1798	KW 118 / PS 160	4
AUDI	A3 (8P1)	2.0 FSI	05.2003 - 06.2008	1984	KW 110 / PS 150	4
AUDI	A3 (8P1)	2.0 FSI	05.2003 - 06.2008	1984	KW 110 / PS 150	4
AUDI	A3 (8P1)	2.0 TFSI	09.2004 - 08.2012	1984	KW 147 / PS 200	4
AUDI	A3 (8P1)	2.0 TFSI	09.2004 - 08.2012	1984	KW 147 / PS 200	4
AUDI	A3 (8P1)	2.0 TFSI	09.2004 - 08.2012	1984	KW 147 / PS 200	4


Engine code



ABC	138440	138052	
AAH	138440	138052	
ADU		138052	
ABY		138052	
KX		138004	
HY; KV		138004	
HP; JS		138004	
SK		138004	
KV		138004	
JT		138004	
PS		138050	
PS		138004	
NM		138050	
NM		138004	
NM		138050	
KV		138004	
KV		138004	
NG		138050	
NG		138004	
NG		138050	
NG		138004	
7A		138050	
7A		138004	
7A		138050	
7A		138004	
7A		138050	
7A		138050	
NG		138050	
NG		138050	
CBZA			133058
CAVG; CTHG; CTJA			133058
CAXA; CNVA	133807		133058
CBZA			133058
CAXA; CNVA			133058
CAVG; CTHG; CTJA			133058
AUA; BBY	133807	138420	
AUA; BBY	138704	138420	
AUA; BBY	138425	138420	
BAD	133807		
AEH; AKL; APF	138704		
AEH; AKL; APF	138425	138420	
AVU; BFQ	138704		
AVU; BFQ	138425	138420	
AGN; APG	138704	138420	
AGN; APG	138425	138420	
AGU; AQA; ARZ; AUM	133805		
AGU; AQA; ARZ; AUM	133806		
AGU; AQA; ARZ; AUM	133828		
AJQ; APP; ARY; AUQ	133828		
AJQ; ARY	133828		
AGU; AQA; ARX	133805	138055	
AGU; AQA; ARX	133806	138055	
AGU; AQA; ARX	133828	138055	
AMK; APY; AUL	133806		
BAM	133806		
BGU; BSE; BSF; CCSA; CMXA	138704	138420	
BGU; BSE; BSF; CCSA; CMXA	138425	138420	
CBZB			133058
CAXC; CMSA	133807		133058
BAG; BLF; BLP	133807		133060
BYT; BZB; CDAA	133836		133058
CDAA			133058
AXW; BLR; BLX; BLY; BMB; BVY; BVZ	133836		133061
AXW; BLR; BLX; BLY; BMB; BVY; BVZ	133836		133059
AXX; BWA; CAWB; CCZA	133836		133064
AXX; BWA; CAWB; CCZA	133836		133058
AXX; BWA; CAWB; CCZA	133836		133059

Anwendungsliste

Application List

	Model	Type	Model year	ccm	Output	Cylinder
AUDI	A3 (8P1)	2.0 TFSI quattro	09.2004 - 08.2012	1984	KW 147 / PS 200	4
AUDI	A3 (8P1)	2.0 TFSI quattro	09.2004 - 08.2012	1984	KW 147 / PS 200	4
AUDI	A3 (8P1)	2.0 TFSI quattro	09.2004 - 08.2012	1984	KW 147 / PS 200	4
AUDI	A3 (8P1)	3.2 V6 quattro	07.2003 - 05.2009	3189	KW 184 / PS 250	6
AUDI	A3 (8P1)	S3 quattro	11.2006 - 08.2012	1984	KW 195 / PS 265	4
AUDI	A3 (8P1)	S3 quattro	02.2007 - 08.2012	1984	KW 188 / PS 256	4
AUDI	A3 (8V1)	1.4 TFSI	04.2012 -	1395	KW 90 / PS 122	4
AUDI	A3 (8V1)	1.4 TFSI	10.2012 -	1395	KW 103 / PS 140	4
AUDI	A3 (8V1)	1.8 TFSI	04.2012 -	1798	KW 132 / PS 180	4
AUDI	A3 (8V1)	1.8 TFSI quattro	08.2012 -	1798	KW 132 / PS 180	4
AUDI	A3 Cabriolet (8P7)	1.6	09.2008 -	1595	KW 75 / PS 102	4
AUDI	A3 Cabriolet (8P7)	1.6	09.2008 -	1595	KW 75 / PS 102	4
AUDI	A3 Cabriolet (8P7)	1.2 TFSI	03.2010 -	1197	KW 77 / PS 105	4
AUDI	A3 Cabriolet (8P7)	1.4 TFSI	02.2011 -	1390	KW 92 / PS 125	4
AUDI	A3 Cabriolet (8P7)	1.8 TFSI	04.2008 -	1798	KW 118 / PS 160	4
AUDI	A3 Cabriolet (8P7)	2.0 TFSI	04.2008 -	1984	KW 147 / PS 200	4
AUDI	A3 Cabriolet (8P7)	2.0 TFSI	04.2008 -	1984	KW 147 / PS 200	4
AUDI	A3 Sportback (8PA)	1.6	09.2004 -	1595	KW 75 / PS 102	4
AUDI	A3 Sportback (8PA)	1.6	09.2004 -	1595	KW 75 / PS 102	4
AUDI	A3 Sportback (8PA)	1.2 TSI	04.2010 -	1197	KW 77 / PS 105	4
AUDI	A3 Sportback (8PA)	1.8 TFSI	09.2007 -	1390	KW 92 / PS 125	4
AUDI	A3 Sportback (8PA)	1.6 FSI	09.2004 -	1598	KW 85 / PS 115	4
AUDI	A3 Sportback (8PA)	1.8 TFSI	11.2006 -	1798	KW 118 / PS 160	4
AUDI	A3 Sportback (8PA)	1.8 TFSI quattro	07.2008 -	1798	KW 118 / PS 160	4
AUDI	A3 Sportback (8PA)	2.0 FSI	09.2004 -	1984	KW 110 / PS 150	4
AUDI	A3 Sportback (8PA)	2.0 FSI	09.2004 -	1984	KW 110 / PS 150	4
AUDI	A3 Sportback (8PA)	2.0 TFSI	09.2004 -	1984	KW 147 / PS 200	4
AUDI	A3 Sportback (8PA)	2.0 TFSI	09.2004 -	1984	KW 147 / PS 200	4
AUDI	A3 Sportback (8PA)	2.0 TFSI quattro	09.2004 -	1984	KW 147 / PS 200	4
AUDI	A3 Sportback (8PA)	2.0 TFSI quattro	09.2004 -	1984	KW 147 / PS 200	4
AUDI	A3 Sportback (8PA)	2.0 TFSI quattro	09.2004 -	1984	KW 147 / PS 200	4
AUDI	A3 Sportback (8PA)	3.2 V6 quattro	09.2004 - 05.2009	3189	KW 184 / PS 250	6
AUDI	A3 Sportback (8PA)	S3 quattro	06.2008 -	1984	KW 195 / PS 265	4
AUDI	A3 Sportback (8PA)	S3 quattro	07.2008 -	1984	KW 188 / PS 256	4
AUDI	A3 Sportback (8VA)	1.4 TFSI	09.2012 -	1395	KW 90 / PS 122	4
AUDI	A3 Sportback (8VA)	1.8 TFSI	03.2013 -	1798	KW 132 / PS 180	4
AUDI	A4 (8D2, B5)	2.4	08.1997 - 11.2000	2393	KW 120 / PS 163	6
AUDI	A4 (8D2, B5)	1.6	11.1994 - 10.2000	1595	KW 74 / PS 100	4
AUDI	A4 (8D2, B5)	1.6	11.1994 - 10.2000	1595	KW 74 / PS 100	4
AUDI	A4 (8D2, B5)	1.6	07.2000 - 11.2000	1595	KW 75 / PS 102	4
AUDI	A4 (8D2, B5)	1.6	07.2000 - 11.2000	1595	KW 75 / PS 102	4
AUDI	A4 (8D2, B5)	2.6	01.1995 - 11.2000	2598	KW 110 / PS 150	6
AUDI	A4 (8D2, B5)	1.8	01.1995 - 11.2000	1781	KW 92 / PS 125	4
AUDI	A4 (8D2, B5)	1.8	04.1995 - 11.2000	1781	KW 85 / PS 115	4
AUDI	A4 (8D2, B5)	2.8	09.1995 - 07.1997	2771	KW 128 / PS 174	6
AUDI	A4 (8D2, B5)	1.8 quattro	01.1995 - 11.2000	1781	KW 92 / PS 125	4
AUDI	A4 (8D2, B5)	1.8 quattro	07.1995 - 11.2000	1781	KW 85 / PS 115	4
AUDI	A4 (8D2, B5)	1.8 T	01.1995 - 11.2000	1781	KW 110 / PS 150	4
AUDI	A4 (8D2, B5)	1.8 T	01.1995 - 11.2000	1781	KW 110 / PS 150	4
AUDI	A4 (8D2, B5)	1.8 T	12.1997 - 11.2000	1781	KW 132 / PS 180	4
AUDI	A4 (8D2, B5)	1.8 T quattro	01.1995 - 11.2000	1781	KW 110 / PS 150	4
AUDI	A4 (8D2, B5)	1.8 T quattro	01.1995 - 11.2000	1781	KW 110 / PS 150	4
AUDI	A4 (8D2, B5)	1.8 T quattro	12.1997 - 11.2000	1781	KW 132 / PS 180	4
AUDI	A4 (8D2, B5)	2.4 quattro	08.1997 - 11.2000	2393	KW 120 / PS 163	6
AUDI	A4 (8D2, B5)	2.6 quattro	01.1995 - 11.2000	2598	KW 110 / PS 150	6
AUDI	A4 (8D2, B5)	2.8 quattro	01.1995 - 07.1997	2771	KW 128 / PS 174	6
AUDI	A4 (8D2, B5)	S4 quattro	09.1997 - 09.2001	2671	KW 195 / PS 265	6
AUDI	A4 (8E2, B6)	2.4	09.2001 - 12.2004	2393	KW 125 / PS 170	6
AUDI	A4 (8E2, B6)	2.4	09.2001 - 12.2004	2393	KW 120 / PS 163	6
AUDI	A4 (8E2, B6)	1.6	11.2000 - 12.2004	1595	KW 75 / PS 102	4
AUDI	A4 (8E2, B6)	1.6	11.2000 - 12.2004	1595	KW 75 / PS 102	4
AUDI	A4 (8E2, B6)	1.8 T	11.2000 - 07.2002	1781	KW 110 / PS 150	4
AUDI	A4 (8E2, B6)	1.8 T	07.2002 - 12.2004	1781	KW 120 / PS 163	4
AUDI	A4 (8E2, B6)	1.8 T	11.2002 - 12.2004	1781	KW 140 / PS 190	4
AUDI	A4 (8E2, B6)	1.8 T	07.2001 - 12.2004	1781	KW 125 / PS 170	4
AUDI	A4 (8E2, B6)	1.8 T quattro	11.2000 - 07.2002	1781	KW 110 / PS 150	4


Engine code



AXX; BWA; CCZA	133836		133064
AXX; BWA; CCZA	133836		133058
AXX; BWA; CCZA	133836		133059
BDB; BMJ; BUB	133847		
BHZ; CDLA	133836		133059
BZC; CDLC			133059
CMBA			133058
CPTA			133058
CJSA			133058
CJSB			133058
BSE	138704	138420	
BSE	138425	138420	
CBZB			133058
CAXC			133058
BZB; CDAA	133836		133058
CAWB; CCZA	133836		133064
CAWB; CCZA	133836		133058
BGU; BSE; BSF; CCSA; CMXA	138704	138420	
BGU; BSE; BSF; CCSA; CMXA	138425	138420	
CBZB			133058
CAXC; CMSA	133807		133058
BLF; BLP	133807		133060
BYT; BZB; CDAA	133836		133058
CDAA			133058
BLR; BLX; BLY; BMB; BVY; BVZ	133836		133061
BLR; BLX; BLY; BMB; BVY; BVZ	133836		133059
AXX; BPY; BWA; CAWB; CBFA; CCZA	133836		133064
AXX; BPY; BWA; CAWB; CBFA; CCZA	133836		133058
AXX; BPY; BWA; CAWB; CBFA; CCZA	133836		133059
AXX; BWA; CCZA	133836		133064
AXX; BWA; CCZA	133836		133058
AXX; BWA; CCZA	133836		133059
BMJ; BUB	133847		
BHZ; CDLA			133059
CDLC			133059
CMBA			133058
CJSA			133058
AJG; AMM; APZ	138440		
ADP; AHL; ANA; ARM	138704	138420	
ADP; AHL; ANA; ARM	138425	138420	
ALZ	138704	138420	
ALZ	138425	138420	
ABC	138441	138052	
ADR; APT; ARG; AVV	138435		
AFY	133805		
AAH	138441	138052	
ADR; APT; ARG	138435		
AFY	133805		
AEB; ANB; APU; ARK; AWT	133805	138055	
AEB; ANB; APU; ARK; AWT	133806	138055	
AJL	133805	138055	
AEB; ANB; APU; ARK; AWT	133805	138055	
AEB; ANB; APU; ARK; AWT	133806	138055	
AJL	133805	138055	
APZ	138440		
ABC	138441	138052	
AAH	138441	138052	
AGB; AZB			
BDV	138440		
AMM	138440		
ALZ	138704	138420	
ALZ	138425	138420	
AVJ	133806		
BFB	133806		
BEX	133806		
AMB	133806		
AVJ	133806		

Anwendungsliste

Application List

	Model	Type	Model year	ccm	Output	Cylinder
AUDI	A4 (8E2, B6)	1.8 T quattro	07.2002 - 12.2004	1781	KW 120 / PS 163	4
AUDI	A4 (8E2, B6)	1.8 T quattro	11.2002 - 12.2004	1781	KW 140 / PS 190	4
AUDI	A4 (8E2, B6)	1.8 T quattro	07.2001 - 12.2004	1781	KW 125 / PS 170	4
AUDI	A4 (8E2, B6)	2.0	11.2000 - 12.2004	1984	KW 96 / PS 130	4
AUDI	A4 (8E2, B6)	2.0	11.2000 - 12.2004	1984	KW 96 / PS 130	4
AUDI	A4 (8E2, B6)	2.0 FSI	07.2002 - 12.2004	1984	KW 110 / PS 150	4
AUDI	A4 (8E2, B6)	2.0 FSI	07.2002 - 12.2004	1984	KW 110 / PS 150	4
AUDI	A4 (8E2, B6)	3.0	11.2000 - 12.2004	2976	KW 162 / PS 220	6
AUDI	A4 (8E2, B6)	3.0	11.2000 - 12.2004	2976	KW 162 / PS 220	6
AUDI	A4 (8E2, B6)	3.0	04.2001 - 12.2004	2976	KW 160 / PS 218	6
AUDI	A4 (8E2, B6)	3.0 quattro	11.2000 - 12.2004	2976	KW 162 / PS 220	6
AUDI	A4 (8E2, B6)	3.0 quattro	11.2000 - 12.2004	2976	KW 162 / PS 220	6
AUDI	A4 (8E2, B6)	3.0 quattro	04.2001 - 12.2004	2976	KW 160 / PS 218	6
AUDI	A4 (8E2, B6)	S4 quattro	03.2003 - 12.2004	4163	KW 253 / PS 344	8
AUDI	A4 (8EC, B7)	1.6	11.2004 - 06.2008	1595	KW 75 / PS 102	4
AUDI	A4 (8EC, B7)	1.6	11.2004 - 06.2008	1595	KW 75 / PS 102	4
AUDI	A4 (8EC, B7)	1.8 T	11.2004 - 06.2008	1781	KW 120 / PS 163	4
AUDI	A4 (8EC, B7)	1.8 T quattro	11.2004 - 06.2008	1781	KW 120 / PS 163	4
AUDI	A4 (8EC, B7)	2.0	11.2004 - 06.2008	1984	KW 96 / PS 130	4
AUDI	A4 (8EC, B7)	2.0	11.2004 - 06.2008	1984	KW 96 / PS 130	4
AUDI	A4 (8EC, B7)	2.0 FSi	01.2005 - 07.2005	1984	KW 110 / PS 150	4
AUDI	A4 (8EC, B7)	2.0 TFSI	11.2004 - 06.2008	1984	KW 147 / PS 200	4
AUDI	A4 (8EC, B7)	2.0 TFSI	11.2004 - 06.2008	1984	KW 147 / PS 200	4
AUDI	A4 (8EC, B7)	2.0 TFSI	06.2005 - 06.2008	1984	KW 162 / PS 220	4
AUDI	A4 (8EC, B7)	2.0 TFSI	06.2005 - 06.2008	1984	KW 162 / PS 220	4
AUDI	A4 (8EC, B7)	2.0 TFSI	10.2006 - 06.2008	1984	KW 125 / PS 170	4
AUDI	A4 (8EC, B7)	2.0 TFSI	10.2006 - 06.2008	1984	KW 125 / PS 170	4
AUDI	A4 (8EC, B7)	2.0 TFSI quattro	11.2004 - 06.2008	1984	KW 147 / PS 200	4
AUDI	A4 (8EC, B7)	2.0 TFSI quattro	11.2004 - 06.2008	1984	KW 147 / PS 200	4
AUDI	A4 (8EC, B7)	2.0 TFSI quattro	06.2005 - 06.2008	1984	KW 162 / PS 220	4
AUDI	A4 (8EC, B7)	2.0 TFSI quattro	06.2005 - 06.2008	1984	KW 162 / PS 220	4
AUDI	A4 (8EC, B7)	3.2 FSI	01.2005 - 06.2008	3123	KW 188 / PS 255	6
AUDI	A4 (8EC, B7)	3.2 FSI	01.2005 - 06.2008	3123	KW 188 / PS 255	6
AUDI	A4 (8EC, B7)	3.2 FSI quattro	01.2005 - 06.2008	3123	KW 188 / PS 255	6
AUDI	A4 (8EC, B7)	3.2 FSI quattro	01.2005 - 06.2008	3123	KW 188 / PS 255	6
AUDI	A4 (8EC, B7)	RS4 quattro	09.2005 - 06.2008	4163	KW 309 / PS 420	8
AUDI	A4 (8EC, B7)	S4 quattro	11.2004 - 06.2008	4163	KW 253 / PS 344	8
AUDI	A4 (8K2, B8)	1.8 TFSI	11.2007 -	1798	KW 118 / PS 160	4
AUDI	A4 (8K2, B8)	1.8 TFSI	01.2008 -	1798	KW 88 / PS 120	4
AUDI	A4 (8K2, B8)	1.8 TFSI quattro	09.2008 -	1798	KW 118 / PS 160	4
AUDI	A4 (8K2, B8)	2.0 TFSI	06.2008 -	1984	KW 132 / PS 180	4
AUDI	A4 (8K2, B8)	2.0 TFSI	06.2008 -	1984	KW 132 / PS 180	4
AUDI	A4 (8K2, B8)	2.0 TFSI	06.2008 -	1984	KW 132 / PS 180	4
AUDI	A4 (8K2, B8)	2.0 TFSI	06.2008 -	1984	KW 155 / PS 211	4
AUDI	A4 (8K2, B8)	2.0 TFSI	06.2008 -	1984	KW 155 / PS 211	4
AUDI	A4 (8K2, B8)	2.0 TFSI	06.2008 -	1984	KW 155 / PS 211	4
AUDI	A4 (8K2, B8)	2.0 TFSI flexible fuel	11.2009 -	1984	KW 132 / PS 180	4
AUDI	A4 (8K2, B8)	2.0 TFSI flexible fuel quattro	11.2009 -	1984	KW 132 / PS 180	4
AUDI	A4 (8K2, B8)	2.0 TFSI quattro	06.2008 -	1984	KW 155 / PS 211	4
AUDI	A4 (8K2, B8)	2.0 TFSI quattro	06.2008 -	1984	KW 155 / PS 211	4
AUDI	A4 (8K2, B8)	2.0 TFSI quattro	06.2008 -	1984	KW 155 / PS 211	4
AUDI	A4 (8K2, B8)	3.0 TFSI quattro	02.2012 -	2995	KW 200 / PS 272	6
AUDI	A4 (8K2, B8)	3.2 FSI	09.2008 -	3197	KW 195 / PS 265	6
AUDI	A4 (8K2, B8)	3.2 FSI quattro	11.2007 -	3197	KW 195 / PS 265	6
AUDI	A4 (8K2, B8)	3.2 FSI quattro	11.2007 -	3197	KW 195 / PS 265	6
AUDI	A4 (8K2, B8)	S4 quattro	11.2008 -	2995	KW 245 / PS 333	6
AUDI	A4 Allroad (8KH, B8)	2.0 TFSI quattro	04.2009 -	1984	KW 155 / PS 211	4
AUDI	A4 Allroad (8KH, B8)	2.0 TFSI quattro	04.2009 -	1984	KW 155 / PS 211	4
AUDI	A4 Avant (8D5, B5)	2.4	08.1997 - 09.2001	2393	KW 120 / PS 163	6
AUDI	A4 Avant (8D5, B5)	1.6	11.1994 - 09.2001	1595	KW 74 / PS 100	4
AUDI	A4 Avant (8D5, B5)	1.6	11.1994 - 09.2001	1595	KW 74 / PS 100	4
AUDI	A4 Avant (8D5, B5)	1.6	07.2000 - 09.2001	1595	KW 75 / PS 102	4
AUDI	A4 Avant (8D5, B5)	1.6	07.2000 - 09.2001	1595	KW 75 / PS 102	4
AUDI	A4 Avant (8D5, B5)	2.6	02.1996 - 09.2001	2598	KW 110 / PS 150	6
AUDI	A4 Avant (8D5, B5)	1.8	02.1996 - 09.2001	1781	KW 92 / PS 125	4
AUDI	A4 Avant (8D5, B5)	2.8	03.1996 - 09.1996	2771	KW 128 / PS 174	6
AUDI	A4 Avant (8D5, B5)	1.8 quattro	01.1996 - 09.2001	1781	KW 92 / PS 125	4


Engine code



BFB	133806		
BEX	133806		
AMB	133806		
ALT	133831		
ALT	133834		
AWA	133831	133059	
AWA	133835	133059	
ASN; AVK	133831		
ASN; AVK	133834		
BBJ	133834		
ASN; AVK	133831		
ASN; AVK	133834		
BBJ	133834		
BBK	133845		
ALZ	138704	138420	
ALZ	138425	138420	
BFB	133806		
BFB	133806		
ALT	133806		
ALT	133834		
AWA		133059	
BGB; BPG; BWE; BWT	133836	133064	
BGB; BPG; BWE; BWT	133836	133059	
BUL	133836	133064	
BUL	133836	133059	
BPJ; BYK	133836	133064	
BPJ; BYK	133836	133059	
BGB; BPG; BWE; BWT	133836	133064	
BGB; BPG; BWE; BWT	133836	133059	
BUL	133836	133064	
BUL	133836	133059	
AUK	133831	133063	137124
AUK	133835	133063	137124
AUK; BKH	133831		137124
AUK; BKH	133835		137124
BNS	133836		
BBK; BHF	133845		
CABB; CCUA; CDHB	133836	133058	
CABA; CDHA	133836	133058	
CDHB		133058	
CAEA; CDNB; CDZA	133836	133064	
CAEA; CDNB; CDZA	133836	133070	
CAEA; CDNB; CDZA	133836	133058	
CADA; CAEB; CDNC	133836	133064	
CADA; CAEB; CDNC	133836	133070	
CADA; CAEB; CDNC	133836	133058	
CFKA		133058	
CFKA		133058	
CAEB; CDNC; CPMA	133836	133064	
CAEB; CDNC; CPMA	133836	133070	
CAEB; CDNC; CPMA	133836	133058	
CMUA		133058	
CALA	133835	133058	
CALA	133835	133063	
CALA	133835	133058	
CAKA; CCBA; CGWC; CGXC; CTUB	133835	133058	
CDNC; CPMA		133064	
CDNC; CPMA		133058	
AJG; AMM; APZ	138440		
ADP; AHL; ANA; ARM	138704	138420	
ADP; AHL; ANA; ARM	138425	138420	
ALZ	138704	138420	
ALZ	138425	138420	
ABC	138441	138052	
ADR; APT; ARG; AVV	138435		
AAH	138441	138052	
ADR; APT; ARG	138435		

Anwendungsliste

Application List

	Model	Type	Model year	ccm	Output	Cylinder
AUDI	A4 Avant (8D5, B5)	1.8 T	03.1996 - 09.2001	1781	KW 110 / PS 150	4
AUDI	A4 Avant (8D5, B5)	1.8 T	03.1996 - 09.2001	1781	KW 110 / PS 150	4
AUDI	A4 Avant (8D5, B5)	1.8 T	12.1997 - 09.2001	1781	KW 132 / PS 180	4
AUDI	A4 Avant (8D5, B5)	1.8 T quattro	01.1996 - 09.2001	1781	KW 110 / PS 150	4
AUDI	A4 Avant (8D5, B5)	1.8 T quattro	01.1996 - 09.2001	1781	KW 110 / PS 150	4
AUDI	A4 Avant (8D5, B5)	1.8 T quattro	12.1997 - 09.2001	1781	KW 132 / PS 180	4
AUDI	A4 Avant (8D5, B5)	2.4 quattro	08.1997 - 09.2001	2393	KW 120 / PS 163	6
AUDI	A4 Avant (8D5, B5)	2.6 quattro	01.1996 - 09.2001	2598	KW 110 / PS 150	6
AUDI	A4 Avant (8D5, B5)	2.8 quattro	01.1996 - 09.1996	2771	KW 128 / PS 174	6
AUDI	A4 Avant (8D5, B5)	RS4 quattro	05.2000 - 09.2001	2671	KW 280 / PS 380	6
AUDI	A4 Avant (8D5, B5)	S4 quattro	09.1997 - 09.2001	2671	KW 195 / PS 265	6
AUDI	A4 Avant (8E5, B6)	2.4	09.2001 - 12.2004	2393	KW 125 / PS 170	6
AUDI	A4 Avant (8E5, B6)	2.4	09.2001 - 12.2004	2393	KW 120 / PS 163	6
AUDI	A4 Avant (8E5, B6)	1.6	09.2001 - 12.2004	1595	KW 75 / PS 102	4
AUDI	A4 Avant (8E5, B6)	1.6	09.2001 - 12.2004	1595	KW 75 / PS 102	4
AUDI	A4 Avant (8E5, B6)	1.8 T	09.2001 - 07.2002	1781	KW 110 / PS 150	4
AUDI	A4 Avant (8E5, B6)	1.8 T	07.2002 - 12.2004	1781	KW 120 / PS 163	4
AUDI	A4 Avant (8E5, B6)	1.8 T	11.2002 - 12.2004	1781	KW 140 / PS 190	4
AUDI	A4 Avant (8E5, B6)	1.8 T quattro	09.2001 - 07.2002	1781	KW 110 / PS 150	4
AUDI	A4 Avant (8E5, B6)	1.8 T quattro	07.2002 - 12.2004	1781	KW 120 / PS 163	4
AUDI	A4 Avant (8E5, B6)	1.8 T quattro	11.2002 - 12.2004	1781	KW 140 / PS 190	4
AUDI	A4 Avant (8E5, B6)	1.8 T quattro	09.2001 - 12.2004	1781	KW 125 / PS 170	4
AUDI	A4 Avant (8E5, B6)	2.0	09.2001 - 12.2004	1984	KW 96 / PS 130	4
AUDI	A4 Avant (8E5, B6)	2.0	09.2001 - 12.2004	1984	KW 96 / PS 130	4
AUDI	A4 Avant (8E5, B6)	2.0 FSI	07.2002 - 12.2004	1984	KW 110 / PS 150	4
AUDI	A4 Avant (8E5, B6)	2.0 FSI	07.2002 - 12.2004	1984	KW 110 / PS 150	4
AUDI	A4 Avant (8E5, B6)	3.0	09.2001 - 12.2004	2976	KW 162 / PS 220	6
AUDI	A4 Avant (8E5, B6)	3.0	09.2001 - 12.2004	2976	KW 162 / PS 220	6
AUDI	A4 Avant (8E5, B6)	3.0	04.2001 - 12.2004	2976	KW 160 / PS 218	6
AUDI	A4 Avant (8E5, B6)	3.0 quattro	09.2001 - 12.2004	2976	KW 162 / PS 220	6
AUDI	A4 Avant (8E5, B6)	3.0 quattro	09.2001 - 12.2004	2976	KW 162 / PS 220	6
AUDI	A4 Avant (8E5, B6)	3.0 quattro	04.2001 - 12.2004	2976	KW 160 / PS 218	6
AUDI	A4 Avant (8E5, B6)	S4 quattro	03.2003 - 12.2004	4163	KW 253 / PS 344	8
AUDI	A4 Avant (8ED, B7)	1.6	11.2004 - 06.2008	1595	KW 75 / PS 102	4
AUDI	A4 Avant (8ED, B7)	1.6	11.2004 - 06.2008	1595	KW 75 / PS 102	4
AUDI	A4 Avant (8ED, B7)	1.8 T	11.2004 - 06.2008	1781	KW 120 / PS 163	4
AUDI	A4 Avant (8ED, B7)	1.8 T quattro	11.2004 - 06.2008	1781	KW 120 / PS 163	4
AUDI	A4 Avant (8ED, B7)	2.0	11.2004 - 06.2008	1984	KW 96 / PS 130	4
AUDI	A4 Avant (8ED, B7)	2.0	11.2004 - 06.2008	1984	KW 96 / PS 130	4
AUDI	A4 Avant (8ED, B7)	2.0 FSi	01.2005 - 07.2005	1984	KW 110 / PS 150	4
AUDI	A4 Avant (8ED, B7)	2.0 TFSI	11.2004 - 06.2008	1984	KW 147 / PS 200	4
AUDI	A4 Avant (8ED, B7)	2.0 TFSI	11.2004 - 06.2008	1984	KW 147 / PS 200	4
AUDI	A4 Avant (8ED, B7)	2.0 TFSI	06.2005 - 06.2008	1984	KW 162 / PS 220	4
AUDI	A4 Avant (8ED, B7)	2.0 TFSI	06.2005 - 06.2008	1984	KW 162 / PS 220	4
AUDI	A4 Avant (8ED, B7)	2.0 TFSI	10.2006 - 06.2008	1984	KW 125 / PS 170	4
AUDI	A4 Avant (8ED, B7)	2.0 TFSI	10.2006 - 06.2008	1984	KW 125 / PS 170	4
AUDI	A4 Avant (8ED, B7)	2.0 TFSI quattro	11.2004 - 06.2008	1984	KW 147 / PS 200	4
AUDI	A4 Avant (8ED, B7)	2.0 TFSI quattro	11.2004 - 06.2008	1984	KW 147 / PS 200	4
AUDI	A4 Avant (8ED, B7)	2.0 TFSI quattro	06.2005 - 06.2008	1984	KW 162 / PS 220	4
AUDI	A4 Avant (8ED, B7)	2.0 TFSI quattro	06.2005 - 06.2008	1984	KW 162 / PS 220	4
AUDI	A4 Avant (8ED, B7)	3.2 FSI	01.2005 - 06.2008	3123	KW 188 / PS 255	6
AUDI	A4 Avant (8ED, B7)	3.2 FSI	01.2005 - 06.2008	3123	KW 188 / PS 255	6
AUDI	A4 Avant (8ED, B7)	3.2 FSI quattro	01.2005 - 06.2008	3123	KW 188 / PS 255	6
AUDI	A4 Avant (8ED, B7)	3.2 FSI quattro	01.2005 - 06.2008	3123	KW 188 / PS 255	6
AUDI	A4 Avant (8ED, B7)	RS4 quattro	09.2005 - 06.2008	4163	KW 309 / PS 420	8
AUDI	A4 Avant (8ED, B7)	S4 quattro	11.2004 - 06.2008	4163	KW 253 / PS 344	8
AUDI	A4 Avant (8K5, B8)	1.8 TFSI	11.2007 -	1798	KW 118 / PS 160	4
AUDI	A4 Avant (8K5, B8)	1.8 TFSI	04.2008 -	1798	KW 88 / PS 120	4
AUDI	A4 Avant (8K5, B8)	1.8 TFSI quattro	09.2008 -	1798	KW 118 / PS 160	4
AUDI	A4 Avant (8K5, B8)	2.0 TFSI	06.2008 -	1984	KW 155 / PS 211	4
AUDI	A4 Avant (8K5, B8)	2.0 TFSI	06.2008 -	1984	KW 155 / PS 211	4
AUDI	A4 Avant (8K5, B8)	2.0 TFSI	06.2008 -	1984	KW 132 / PS 180	4
AUDI	A4 Avant (8K5, B8)	2.0 TFSI	06.2008 -	1984	KW 132 / PS 180	4
AUDI	A4 Avant (8K5, B8)	2.0 TFSI	06.2008 -	1984	KW 132 / PS 180	4
AUDI	A4 Avant (8K5, B8)	2.0 TFSI flexible fuel	11.2009 -	1984	KW 132 / PS 180	4
AUDI	A4 Avant (8K5, B8)	2.0 TFSI flexible fuel quattro	11.2009 -	1984	KW 132 / PS 180	4
AUDI	A4 Avant (8K5, B8)	2.0 TFSI quattro	06.2008 -	1984	KW 155 / PS 211	4


Engine code



AEB; ANB; APU; ARK; AWT	133805	138055	
AEB; ANB; APU; ARK; AWT	133806	138055	
AJL	133805	138055	
AEB; ANB; APU; ARK; AWT	133805	138055	
AEB; ANB; APU; ARK; AWT	133806	138055	
AJL	133805	138055	
APZ	138440		
ABC	138441	138052	
AAH	138441	138052	
ASJ; AZR	133805	138052	
AGB; AZB	133805	138052	
BDV	138440		
AMM	138440		
ALZ	138704	138420	
ALZ	138425	138420	
AVJ	133806		
BFB	133806		
BEX	133806		
AVJ	133806		
BFB	133806		
BEX	133806		
AMB	133806		
ALT	133831		
ALT	133834		
AWA	133831		133059
AWA	133835		133059
ASN	133831		
ASN	133834		
BBJ	133834		
ASN; AVK	133831		
ASN; AVK	133834		
BBJ	133834		
BBK	133845		
ALZ	138704	138420	
ALZ	138425	138420	
BFB	133806		
BFB	133806		
ALT	133806		
ALT	133834		
AWA			133059
BGB; BWE	133836		133064
BGB; BWE	133836		133059
BUL	133836		133064
BUL	133836		133059
BPJ; BYK	133836		133064
BPJ; BYK	133836		133059
BGB; BWE; BWT	133836		133064
BGB; BWE; BWT	133836		133059
BUL	133836		133064
BUL	133836		133059
AUK	133831	133063	137124
AUK	133835	133063	137124
AUK	133831	133063	137124
AUK	133835	133063	137124
BNS	133836		
BBK	133845		
CABB; CCUA; CDHB	133836		133058
CDHA	133836		133058
CDHB			133058
CADA; CDNC	133836		133064
CADA; CDNC	133836		133058
CAEA; CDN; CDZA	133836		133064
CAEA; CDN; CDZA	133836		133070
CAEA; CDN; CDZA	133836		133058
CFKA			133058
CFKA			133058
CDNC	133836		133064

Anwendungsliste

Application List

	Model	Type	Model year	ccm	Output	Cylinder
AUDI	A4 Avant (8K5, B8)	2.0 TFSI quattro	06.2008 -	1984	KW 155 / PS 211	4
AUDI	A4 Avant (8K5, B8)	3.0 TFSI quattro	02.2012 -	2995	KW 200 / PS 272	6
AUDI	A4 Avant (8K5, B8)	3.2 FSI	09.2008 -	3197	KW 195 / PS 265	6
AUDI	A4 Avant (8K5, B8)	3.2 FSI	09.2008 -	3197	KW 195 / PS 265	6
AUDI	A4 Avant (8K5, B8)	3.2 FSI quattro	04.2008 -	3197	KW 195 / PS 265	6
AUDI	A4 Avant (8K5, B8)	3.2 FSI quattro	04.2008 -	3197	KW 195 / PS 265	6
AUDI	A4 Avant (8K5, B8)	S4 quattro	11.2008 -	2995	KW 245 / PS 333	6
AUDI	A4 Cabriolet (8H7, B6, 8HE, B7)	2.4	04.2002 - 12.2005	2393	KW 125 / PS 170	6
AUDI	A4 Cabriolet (8H7, B6, 8HE, B7)	1.8 T	07.2002 - 03.2009	1781	KW 120 / PS 163	4
AUDI	A4 Cabriolet (8H7, B6, 8HE, B7)	1.8 T quattro	05.2003 - 03.2009	1781	KW 120 / PS 163	4
AUDI	A4 Cabriolet (8H7, B6, 8HE, B7)	2.0	09.2004 - 12.2005	1984	KW 96 / PS 130	4
AUDI	A4 Cabriolet (8H7, B6, 8HE, B7)	2.0 TFSI 16V	01.2006 - 03.2009	1984	KW 147 / PS 200	4
AUDI	A4 Cabriolet (8H7, B6, 8HE, B7)	2.0 TFSI 16V	01.2006 - 03.2009	1984	KW 147 / PS 200	4
AUDI	A4 Cabriolet (8H7, B6, 8HE, B7)	2.0 TFSi quattro	11.2005 - 03.2009	1984	KW 147 / PS 200	4
AUDI	A4 Cabriolet (8H7, B6, 8HE, B7)	3.0	04.2002 - 12.2005	2976	KW 162 / PS 220	6
AUDI	A4 Cabriolet (8H7, B6, 8HE, B7)	3.0	04.2002 - 12.2005	2976	KW 162 / PS 220	6
AUDI	A4 Cabriolet (8H7, B6, 8HE, B7)	3.0 quattro	05.2003 - 12.2005	2976	KW 162 / PS 220	6
AUDI	A4 Cabriolet (8H7, B6, 8HE, B7)	3.0 quattro	05.2003 - 12.2005	2976	KW 162 / PS 220	6
AUDI	A4 Cabriolet (8H7, B6, 8HE, B7)	3.2 FSI	01.2006 - 03.2009	3123	KW 188 / PS 255	6
AUDI	A4 Cabriolet (8H7, B6, 8HE, B7)	3.2 FSI quattro	01.2006 - 03.2009	3123	KW 188 / PS 255	6
AUDI	A4 Cabriolet (8H7, B6, 8HE, B7)	RS4 quattro	06.2006 - 03.2009	4163	KW 309 / PS 420	8
AUDI	A4 Cabriolet (8H7, B6, 8HE, B7)	S4 quattro	03.2004 - 03.2009	4163	KW 253 / PS 344	8
AUDI	A5 (8T3)	1.8 TFSI	10.2007 -	1798	KW 125 / PS 170	4
AUDI	A5 (8T3)	1.8 TFSI	05.2009 -	1798	KW 118 / PS 160	4
AUDI	A5 (8T3)	2.0 TFSI	11.2008 -	1984	KW 132 / PS 180	4
AUDI	A5 (8T3)	2.0 TFSI	11.2008 -	1984	KW 132 / PS 180	4
AUDI	A5 (8T3)	2.0 TFSI	06.2008 -	1984	KW 155 / PS 211	4
AUDI	A5 (8T3)	2.0 TFSI quattro	06.2008 -	1984	KW 155 / PS 211	4
AUDI	A5 (8T3)	3.0 TFSI quattro	12.2011 -	2995	KW 200 / PS 272	6
AUDI	A5 (8T3)	3.2 FSI	06.2007 -	3197	KW 195 / PS 265	6
AUDI	A5 (8T3)	3.2 FSI	06.2007 -	3197	KW 195 / PS 265	6
AUDI	A5 (8T3)	3.2 FSI quattro	06.2007 -	3197	KW 195 / PS 265	6
AUDI	A5 (8T3)	S5 quattro	10.2011 -	2995	KW 245 / PS 333	6
AUDI	A5 (8T3)	S5 quattro	06.2007 -	4163	KW 260 / PS 354	8
AUDI	A5 Cabriolet (8F7)	1.8 TFSI	09.2009 -	1798	KW 118 / PS 160	4
AUDI	A5 Cabriolet (8F7)	2.0 TFSI	03.2009 -	1984	KW 132 / PS 180	4
AUDI	A5 Cabriolet (8F7)	2.0 TFSI	03.2009 -	1984	KW 155 / PS 211	4
AUDI	A5 Cabriolet (8F7)	2.0 TFSI quattro	03.2009 -	1984	KW 155 / PS 211	4
AUDI	A5 Cabriolet (8F7)	3.2 FSI	03.2009 -	3197	KW 195 / PS 265	6
AUDI	A5 Cabriolet (8F7)	3.2 FSI quattro	03.2009 -	3197	KW 195 / PS 265	6
AUDI	A5 Cabriolet (8F7)	S5 quattro	06.2009 -	2995	KW 245 / PS 333	6
AUDI	A5 Sportback (8TA)	1.8 TFSI	11.2009 -	1798	KW 118 / PS 160	4
AUDI	A5 Sportback (8TA)	2.0 TFSI	09.2009 -	1984	KW 132 / PS 180	4
AUDI	A5 Sportback (8TA)	2.0 TFSI	09.2009 -	1984	KW 132 / PS 180	4
AUDI	A5 Sportback (8TA)	2.0 TFSI	09.2009 -	1984	KW 155 / PS 211	4
AUDI	A5 Sportback (8TA)	2.0 TFSI quattro	09.2009 -	1984	KW 155 / PS 211	4
AUDI	A5 Sportback (8TA)	3.2 FSI quattro	09.2009 -	3197	KW 195 / PS 265	6
AUDI	A5 Sportback (8TA)	S5 quattro	01.2010 -	2995	KW 245 / PS 333	6
AUDI	A6 (4A, C4)	2.3	06.1994 - 12.1995	2309	KW 98 / PS 133	5
AUDI	A6 (4A, C4)	2.6	06.1994 - 10.1997	2598	KW 110 / PS 150	6
AUDI	A6 (4A, C4)	1.8	12.1995 - 10.1997	1781	KW 92 / PS 125	4
AUDI	A6 (4A, C4)	2.8	06.1994 - 10.1997	2771	KW 128 / PS 174	6
AUDI	A6 (4A, C4)	2.8	12.1995 - 10.1997	2771	KW 142 / PS 193	6
AUDI	A6 (4A, C4)	1.8 quattro	12.1995 - 10.1997	1781	KW 92 / PS 125	4
AUDI	A6 (4A, C4)	2.0	06.1994 - 10.1997	1984	KW 74 / PS 101	4
AUDI	A6 (4A, C4)	2.0	06.1994 - 10.1997	1984	KW 74 / PS 101	4
AUDI	A6 (4A, C4)	2.0	06.1994 - 10.1997	1984	KW 85 / PS 115	4
AUDI	A6 (4A, C4)	2.0 16V	06.1994 - 10.1997	1984	KW 103 / PS 140	4
AUDI	A6 (4A, C4)	2.0 16V quattro	06.1994 - 10.1997	1984	KW 103 / PS 140	4
AUDI	A6 (4A, C4)	2.3 quattro	06.1994 - 12.1995	2309	KW 98 / PS 133	5
AUDI	A6 (4A, C4)	2.6 quattro	06.1994 - 10.1997	2598	KW 110 / PS 150	6
AUDI	A6 (4A, C4)	2.8 quattro	06.1994 - 10.1997	2771	KW 128 / PS 174	6
AUDI	A6 (4A, C4)	S6 4.2 quattro	06.1994 - 10.1997	4172	KW 213 / PS 290	8
AUDI	A6 (4A, C4)	S6 Plus quattro	04.1996 - 10.1997	4172	KW 240 / PS 326	8
AUDI	A6 (4A, C4)	S6 Turbo quattro	06.1994 - 10.1997	2226	KW 169 / PS 230	5
AUDI	A6 (4B, C5)	2.4	07.1998 - 01.2005	2393	KW 100 / PS 136	6
AUDI	A6 (4B, C5)	2.4	02.1997 - 01.2005	2393	KW 115 / PS 156	6


Engine code



CDNC	133836	133058	
CMUA		133058	
CALA	133835	133063	
CALA	133835	133058	
CALA	133835	133063	
CALA	133835	133058	
CAKA; CGWC	133835	133058	
BDV	138440		
BFB	133806		
BFB	133806		
ALT	133834		
BWE; BWT	133836	133064	
BWE; BWT	133836	133059	
		133064	
ASN	133831		
ASN	133834		
ASN	133831		
ASN	133834		
AUK	133835	133063	137124
AUK	133835	133063	137124
BNS	133836		
BBK	133845		
CABD; CJEB	133836	133058	
CDHB		133058	
CDNB	133836	133070	
CDNB	133836	133058	
CDNC	133836	133058	
CAEB; CDNC	133836	133058	
CMUA		133058	
CALA	133835	133072	
CALA	133835	133058	
CALA	133835	133058	
CAKA; CGWC; CGXC		133058	
CAUA			137125
CDHB		133058	
CAEA; CDNB		133058	
CAEB; CDNC		133058	
CAEB; CDNC		133058	
CALA	133835	133058	
CALA	133835	133058	
CAKA; CCBA; CGWC; CGXC; CTUB	133835	133058	
CDHB		133058	
CDNB		133070	
CDNB		133058	
CDNC		133058	
CDNC		133058	
CALA	133835	133058	
CAKA; CGWC	133835	133058	
AAR		138050	
ABC	138440	138052	
ADR	138435		
AAH; AEJ; AFC	138440	138052	
ACK	138440		
ADR	138435		
AAE	138702		
AAE	138419		
ABK	138701		
ACE		138050	
ACE		138050	
AAR		138050	
ABC	138440	138052	
AAH; AEJ	138440	138052	
AEC		138050	
AHK	133805		
AAN		138052	
ALW; ARN; ASM	138440		
APC	138440		

Anwendungsliste

Application List

	Model	Type	Model year	ccm	Output	Cylinder
AUDI	A6 (4B, C5)	2.4	08.2001 - 01.2005	2393	KW 125 / PS 170	6
AUDI	A6 (4B, C5)	2.4	02.1997 - 01.2005	2393	KW 120 / PS 163	6
AUDI	A6 (4B, C5)	3.7	03.1999 - 01.2005	3697	KW 191 / PS 260	8
AUDI	A6 (4B, C5)	1.8	07.1997 - 01.2005	1781	KW 92 / PS 125	4
AUDI	A6 (4B, C5)	1.8	05.1997 - 01.2005	1781	KW 85 / PS 116	4
AUDI	A6 (4B, C5)	2.8	10.1997 - 05.2000	2771	KW 132 / PS 180	6
AUDI	A6 (4B, C5)	2.8	07.1999 - 01.2005	2771	KW 140 / PS 190	6
AUDI	A6 (4B, C5)	1.8 T	01.1997 - 01.2005	1781	KW 110 / PS 150	4
AUDI	A6 (4B, C5)	1.8 T	01.1997 - 01.2005	1781	KW 110 / PS 150	4
AUDI	A6 (4B, C5)	1.8 T	01.1997 - 01.2005	1781	KW 110 / PS 150	4
AUDI	A6 (4B, C5)	1.8 T	12.1997 - 01.2005	1781	KW 132 / PS 180	4
AUDI	A6 (4B, C5)	1.8 T quattro	02.1997 - 01.2005	1781	KW 110 / PS 150	4
AUDI	A6 (4B, C5)	1.8 T quattro	02.1997 - 01.2005	1781	KW 110 / PS 150	4
AUDI	A6 (4B, C5)	1.8 T quattro	02.1997 - 01.2005	1781	KW 110 / PS 150	4
AUDI	A6 (4B, C5)	1.8 T quattro	12.1997 - 01.2005	1781	KW 132 / PS 180	4
AUDI	A6 (4B, C5)	2.0	08.2001 - 01.2005	1984	KW 96 / PS 130	4
AUDI	A6 (4B, C5)	2.4 quattro	08.2001 - 01.2005	2393	KW 125 / PS 170	6
AUDI	A6 (4B, C5)	2.4 quattro	02.1997 - 01.2005	2393	KW 120 / PS 163	6
AUDI	A6 (4B, C5)	2.7 T	02.1999 - 01.2005	2671	KW 169 / PS 230	6
AUDI	A6 (4B, C5)	2.7 T quattro	12.1997 - 01.2005	2671	KW 169 / PS 230	6
AUDI	A6 (4B, C5)	2.7 T quattro	08.2001 - 01.2005	2671	KW 184 / PS 250	6
AUDI	A6 (4B, C5)	2.7 T quattro	08.2001 - 01.2005	2671	KW 184 / PS 250	6
AUDI	A6 (4B, C5)	3.0	08.2001 - 01.2005	2976	KW 162 / PS 220	6
AUDI	A6 (4B, C5)	3.0 quattro	08.2001 - 01.2005	2976	KW 162 / PS 220	6
AUDI	A6 (4B, C5)	3.7 quattro	03.1999 - 01.2005	3697	KW 191 / PS 260	8
AUDI	A6 (4B, C5)	4.2 quattro	11.1998 - 01.2005	4172	KW 220 / PS 299	8
AUDI	A6 (4B, C5)	S6 quattro	09.1999 - 01.2005	4172	KW 250 / PS 340	8
AUDI	A6 (4F2, C6)	2.4	05.2004 - 10.2008	2393	KW 130 / PS 177	6
AUDI	A6 (4F2, C6)	2.4	05.2004 - 10.2008	2393	KW 130 / PS 177	6
AUDI	A6 (4F2, C6)	2.0 TFSI	06.2005 - 03.2011	1984	KW 125 / PS 170	4
AUDI	A6 (4F2, C6)	2.0 TFSI	06.2005 - 03.2011	1984	KW 125 / PS 170	4
AUDI	A6 (4F2, C6)	2.4 quattro	01.2005 - 10.2008	2393	KW 130 / PS 177	6
AUDI	A6 (4F2, C6)	2.4 quattro	01.2005 - 10.2008	2393	KW 130 / PS 177	6
AUDI	A6 (4F2, C6)	2.8 FSI	11.2006 - 10.2008	2773	KW 154 / PS 210	6
AUDI	A6 (4F2, C6)	2.8 FSI	10.2008 - 03.2011	2773	KW 140 / PS 190	6
AUDI	A6 (4F2, C6)	2.8 FSI	10.2008 - 03.2011	2773	KW 162 / PS 220	6
AUDI	A6 (4F2, C6)	2.8 FSI quattro	06.2007 - 10.2008	2773	KW 154 / PS 210	6
AUDI	A6 (4F2, C6)	2.8 FSI quattro	10.2008 - 03.2011	2773	KW 140 / PS 190	6
AUDI	A6 (4F2, C6)	2.8 FSI quattro	10.2008 - 03.2011	2773	KW 162 / PS 220	6
AUDI	A6 (4F2, C6)	3.0 TFSI quattro	10.2008 - 03.2011	2995	KW 220 / PS 299	6
AUDI	A6 (4F2, C6)	3.0 TFSI quattro	10.2008 - 03.2011	2995	KW 213 / PS 290	6
AUDI	A6 (4F2, C6)	3.2 FSI	05.2009 - 03.2011	3197	KW 195 / PS 265	6
AUDI	A6 (4F2, C6)	3.2 FSI	05.2004 - 05.2009	3123	KW 188 / PS 255	6
AUDI	A6 (4F2, C6)	3.2 FSI	05.2004 - 05.2009	3123	KW 188 / PS 255	6
AUDI	A6 (4F2, C6)	3.2 FSI quattro	05.2004 - 10.2008	3123	KW 188 / PS 255	6
AUDI	A6 (4F2, C6)	3.2 FSI quattro	05.2004 - 10.2008	3123	KW 188 / PS 255	6
AUDI	A6 (4F2, C6)	3.2 FSI quattro	09.2006 - 10.2008	3123	KW 183 / PS 249	6
AUDI	A6 (4F2, C6)	4.2 FSI quattro	06.2006 - 03.2011	4163	KW 257 / PS 350	8
AUDI	A6 (4F2, C6)	4.2 FSI quattro	06.2006 - 03.2011	4163	KW 257 / PS 350	8
AUDI	A6 (4F2, C6)	4.2 quattro	05.2004 - 05.2006	4163	KW 246 / PS 335	8
AUDI	A6 (4F2, C6)	RS6 quattro	09.2008 - 08.2010	4991	KW 426 / PS 580	10
AUDI	A6 (4F2, C6)	S6 quattro	03.2006 - 03.2011	5204	KW 320 / PS 435	10
AUDI	A6 (4G2, C7)	2.0 TFSI	05.2011 -	1984	KW 132 / PS 180	4
AUDI	A6 (4G2, C7)	2.0 TFSI	05.2011 -	1984	KW 132 / PS 180	4
AUDI	A6 (4G2, C7)	2.0 TFSI	05.2011 -	1984	KW 132 / PS 180	4
AUDI	A6 (4G2, C7)	2.0 TFSI	03.2011 -	1984	KW 155 / PS 211	4
AUDI	A6 (4G2, C7)	2.0 TFSI	03.2011 -	1984	KW 155 / PS 211	4
AUDI	A6 (4G2, C7)	2.0 TFSI hybrid	11.2011 -	1984	KW 155 / PS 211	4
AUDI	A6 (4G2, C7)	2.0 TFSI hybrid	11.2011 -	1984	KW 155 / PS 211	4
AUDI	A6 (4G2, C7)	2.8 FSI	03.2011 -	2773	KW 150 / PS 204	6
AUDI	A6 (4G2, C7)	2.8 FSI quattro	03.2011 -	2773	KW 150 / PS 204	6
AUDI	A6 Allroad (4FH, C6)	3.0 TFSI quattro	10.2008 - 08.2011	2995	KW 213 / PS 290	6
AUDI	A6 Allroad (4FH, C6)	3.2 FSI quattro	05.2006 - 10.2008	3123	KW 188 / PS 255	6
AUDI	A6 Allroad (4FH, C6)	3.2 FSI quattro	05.2006 - 10.2008	3123	KW 188 / PS 255	6
AUDI	A6 Allroad (4FH, C6)	4.2 FSI quattro	05.2006 - 12.2010	4163	KW 257 / PS 350	8
AUDI	A6 Allroad (4FH, C6)	4.2 FSI quattro	05.2006 - 12.2010	4163	KW 257 / PS 350	8
AUDI	A6 Avant (4A, C4)	2.6	06.1994 - 12.1997	2598	KW 110 / PS 150	6


Engine code



BDV	138440			
AJG; AMM; APZ	138440			
AQG	133828			
AJP; ANQ; AQE; ARH	133828			
AFY	138435			
AGE	138440			
ATX; BBG	138440			
AEB; ANB; APU; ARK; AWL; AWT	133805			
AEB; ANB; APU; ARK; AWL; AWT	133806			
AEB; ANB; APU; ARK; AWL; AWT	138435			
AJL	133805	138055		
AEB; ANB; APU; ARK; AWT	133805			
AEB; ANB; APU; ARK; AWT	133806			
AEB; ANB; APU; ARK; AWT	138435			
AJL	133805	138055		
ALT	133831			
BDV	138440			
AJG; APZ	138440			
AJK	133805	138052		
AJK	133805	138052		
ARE; BES	133805	138052		
ARE; BES	133806	138052		
ASN	133834			
ASN	133834			
AQG	133828			
ARS; ASG; AWN	133828			
ANK; AQJ	133828			
BDW	133831			
BDW	133835			
BPJ; BYK	133836	133064		
BPJ; BYK	133836	133059		
BDW	133831			
BDW	133835			
BDX	133836	133058	137123	
CCDA	133836	133058	137123	
CCEA	133836	133058	137123	
BDX	133836	133058	137123	
CCDA		133058	137123	
CCEA		133058	137123	
CCAA		133058		
CAJA		133058		
CALA		133058		
AUK; BKH	133831	133063	137124	
AUK; BKH	133835	133063	137124	
AUK; BKH	133831	133063	137124	
AUK; BKH	133835	133063	137124	
BYU		133063		
BVJ	133836	133065	137125	
BVJ	133836	133066	137125	
BAT	133845			
BUH		133069		
BXA	133836		137124	
CDNB		133064		
CDNB		133070		
CDNB		133058		
CAEB		133070		
CAEB		133058		
CHJA		133070		
CHJA		133058		
CHVA		133072		
CHVA		133072		
CAJA		133058		
AUK	133835	133063	137124	
AUK	133836	133063	137124	
BVJ	133836	133065	137125	
BVJ	133836	133066	137125	
ABC	138440	138052		

Anwendungsliste

Application List

	Model	Type	Model year	ccm	Output	Cylinder
AUDI	A6 Avant (4A, C4)	1.8	12.1995 - 12.1997	1781	KW 92 / PS 125	4
AUDI	A6 Avant (4A, C4)	2.8	06.1994 - 12.1997	2771	KW 128 / PS 174	6
AUDI	A6 Avant (4A, C4)	2.8	12.1995 - 12.1997	2771	KW 142 / PS 193	6
AUDI	A6 Avant (4A, C4)	1.8 quattro	12.1995 - 12.1997	1781	KW 92 / PS 125	4
AUDI	A6 Avant (4A, C4)	2.0	06.1994 - 12.1997	1984	KW 74 / PS 100	4
AUDI	A6 Avant (4A, C4)	2.0	06.1994 - 12.1997	1984	KW 74 / PS 100	4
AUDI	A6 Avant (4A, C4)	2.6 quattro	06.1994 - 12.1997	2598	KW 110 / PS 150	6
AUDI	A6 Avant (4A, C4)	2.8 quattro	06.1994 - 12.1997	2771	KW 128 / PS 174	6
AUDI	A6 Avant (4A, C4)	S6 4.2 quattro	06.1994 - 12.1997	4172	KW 213 / PS 290	8
AUDI	A6 Avant (4A, C4)	S6 Plus quattro	04.1996 - 12.1997	4172	KW 240 / PS 326	8
AUDI	A6 Avant (4A, C4)	S6 Turbo quattro	06.1994 - 12.1997	2226	KW 169 / PS 230	5
AUDI	A6 Avant (4B, C5)	2.4	07.1998 - 01.2005	2393	KW 100 / PS 136	6
AUDI	A6 Avant (4B, C5)	2.4	12.1997 - 01.2005	2393	KW 115 / PS 156	6
AUDI	A6 Avant (4B, C5)	2.4	08.2001 - 01.2005	2393	KW 125 / PS 170	6
AUDI	A6 Avant (4B, C5)	2.4	12.1997 - 01.2005	2393	KW 120 / PS 163	6
AUDI	A6 Avant (4B, C5)	1.8	12.1997 - 01.2005	1781	KW 92 / PS 125	4
AUDI	A6 Avant (4B, C5)	1.8	02.1998 - 01.2005	1781	KW 85 / PS 116	4
AUDI	A6 Avant (4B, C5)	2.8	12.1997 - 05.2000	2771	KW 132 / PS 180	6
AUDI	A6 Avant (4B, C5)	2.8	07.1999 - 01.2005	2771	KW 140 / PS 190	6
AUDI	A6 Avant (4B, C5)	1.8 T	12.1997 - 01.2005	1781	KW 110 / PS 150	4
AUDI	A6 Avant (4B, C5)	1.8 T	12.1997 - 01.2005	1781	KW 110 / PS 150	4
AUDI	A6 Avant (4B, C5)	1.8 T	12.1997 - 01.2005	1781	KW 110 / PS 150	4
AUDI	A6 Avant (4B, C5)	1.8 T	04.1999 - 01.2005	1781	KW 132 / PS 180	4
AUDI	A6 Avant (4B, C5)	1.8 T quattro	12.1997 - 01.2005	1781	KW 110 / PS 150	4
AUDI	A6 Avant (4B, C5)	1.8 T quattro	12.1997 - 01.2005	1781	KW 110 / PS 150	4
AUDI	A6 Avant (4B, C5)	1.8 T quattro	12.1997 - 01.2005	1781	KW 132 / PS 180	4
AUDI	A6 Avant (4B, C5)	2.0	08.2001 - 01.2005	1984	KW 96 / PS 130	4
AUDI	A6 Avant (4B, C5)	2.4 quattro	08.2001 - 01.2005	2393	KW 125 / PS 170	6
AUDI	A6 Avant (4B, C5)	2.4 quattro	12.1997 - 01.2005	2393	KW 120 / PS 163	6
AUDI	A6 Avant (4B, C5)	2.7 T	02.1999 - 01.2005	2671	KW 169 / PS 230	6
AUDI	A6 Avant (4B, C5)	2.7 T quattro	12.1997 - 01.2005	2671	KW 169 / PS 230	6
AUDI	A6 Avant (4B, C5)	2.7 T quattro	08.2001 - 01.2005	2671	KW 184 / PS 250	6
AUDI	A6 Avant (4B, C5)	2.7 T quattro	08.2001 - 01.2005	2671	KW 184 / PS 250	6
AUDI	A6 Avant (4B, C5)	3.0	08.2001 - 01.2005	2976	KW 162 / PS 220	6
AUDI	A6 Avant (4B, C5)	3.0 quattro	08.2001 - 01.2005	2976	KW 162 / PS 220	6
AUDI	A6 Avant (4B, C5)	3.0 quattro	08.2001 - 01.2005	2976	KW 162 / PS 220	6
AUDI	A6 Avant (4B, C5)	4.2 quattro	11.1998 - 01.2005	4172	KW 220 / PS 299	8
AUDI	A6 Avant (4B, C5)	S6 quattro	09.1999 - 01.2005	4172	KW 250 / PS 340	8
AUDI	A6 Avant (4F5, C6)	2.4	03.2005 - 10.2008	2393	KW 130 / PS 177	6
AUDI	A6 Avant (4F5, C6)	2.4	03.2005 - 10.2008	2393	KW 130 / PS 177	6
AUDI	A6 Avant (4F5, C6)	2.0 TFSI	06.2005 - 08.2011	1984	KW 125 / PS 170	4
AUDI	A6 Avant (4F5, C6)	2.0 TFSI	06.2005 - 08.2011	1984	KW 125 / PS 170	4
AUDI	A6 Avant (4F5, C6)	2.4 quattro	03.2005 - 10.2008	2393	KW 130 / PS 177	6
AUDI	A6 Avant (4F5, C6)	2.4 quattro	03.2005 - 10.2008	2393	KW 130 / PS 177	6
AUDI	A6 Avant (4F5, C6)	2.8 FSI	11.2006 - 10.2008	2773	KW 154 / PS 210	6
AUDI	A6 Avant (4F5, C6)	2.8 FSI	10.2008 - 08.2011	2773	KW 140 / PS 190	6
AUDI	A6 Avant (4F5, C6)	2.8 FSI	10.2008 - 08.2011	2773	KW 162 / PS 220	6
AUDI	A6 Avant (4F5, C6)	2.8 FSI quattro	06.2007 - 10.2008	2773	KW 154 / PS 210	6
AUDI	A6 Avant (4F5, C6)	2.8 FSI quattro	10.2008 - 08.2011	2773	KW 140 / PS 190	6
AUDI	A6 Avant (4F5, C6)	2.8 FSI quattro	10.2008 - 08.2011	2773	KW 162 / PS 220	6
AUDI	A6 Avant (4F5, C6)	3.0 TFSI quattro	10.2008 - 08.2011	2995	KW 220 / PS 299	6
AUDI	A6 Avant (4F5, C6)	3.0 TFSI quattro	10.2008 - 08.2011	2995	KW 213 / PS 290	6
AUDI	A6 Avant (4F5, C6)	3.2 FSI	03.2005 - 10.2008	3123	KW 188 / PS 255	6
AUDI	A6 Avant (4F5, C6)	3.2 FSI	03.2005 - 10.2008	3123	KW 188 / PS 255	6
AUDI	A6 Avant (4F5, C6)	3.2 FSI quattro	03.2005 - 10.2008	3123	KW 188 / PS 255	6
AUDI	A6 Avant (4F5, C6)	3.2 FSI quattro	03.2005 - 10.2008	3123	KW 188 / PS 255	6
AUDI	A6 Avant (4F5, C6)	4.2 FSI quattro	06.2006 - 08.2011	4163	KW 257 / PS 350	8
AUDI	A6 Avant (4F5, C6)	4.2 FSI quattro	06.2006 - 08.2011	4163	KW 257 / PS 350	8
AUDI	A6 Avant (4F5, C6)	4.2 quattro	03.2005 - 05.2006	4163	KW 246 / PS 335	8
AUDI	A6 Avant (4F5, C6)	RS6 quattro	04.2008 - 08.2010	4991	KW 426 / PS 580	10
AUDI	A6 Avant (4F5, C6)	S6 quattro	03.2006 - 08.2011	5204	KW 320 / PS 435	10
AUDI	A6 Avant (4G5, C7)	2.0 TFSI	06.2011 -	1984	KW 132 / PS 180	4
AUDI	A6 Avant (4G5, C7)	2.0 TFSI	06.2011 -	1984	KW 132 / PS 180	4
AUDI	A6 Avant (4G5, C7)	2.0 TFSI	06.2011 -	1984	KW 132 / PS 180	4
AUDI	A6 Avant (4G5, C7)	2.8 FSI	05.2011 -	2773	KW 150 / PS 204	6
AUDI	A6 Avant (4G5, C7)	2.8 FSI quattro	05.2011 -	2773	KW 150 / PS 204	6
AUDI	A7 Sportback (4GA)	2.8 FSI	02.2011 -	2773	KW 150 / PS 204	6


Engine code



ADR	138435			
AAH; AEJ	138440	138052		
ACK	138440			
ADR	138435			
AAE	138702			
AAE	138419			
ABC	138440	138052		
AAH; AEJ	138440	138052		
AEC		138050		
AHK	133805			
AAN		138052		
ALW; ARN; ASM	138440			
APC	138440			
BDV	138440			
AJG; AMM; APZ	138440			
AJP; AQE; ARH	133828			
AFY	138435			
AGE	138440			
ATX	138440			
AEB; ANB; APU; ARK; AWT	133805			
AEB; ANB; APU; ARK; AWT	133806			
AEB; ANB; APU; ARK; AWT	138435			
AJL	133805	138055		
AEB; ANB; APU; ARK; AWT	133805			
AEB; ANB; APU; ARK; AWT	133806			
AJL	133805	138055		
ALT	133831			
BDV	138440			
AJG; APZ	138440			
AJK	133805	138052		
AJK; AZA	133805	138052		
ARE; BES	133805			
ARE; BES	133806			
ASN	133831			
ASN	133831			
ASN	133834			
ARS; ASG; AWN	133828			
ANK; AQJ	133828			
BDW	133831			
BDW	133835			
BPJ	133836		133064	
BPJ	133836		133059	
BDW	133831			
BDW	133835			
BDX	133836		133058	137123
CCDA			133058	137123
CCEA	133835		133058	137123
BDX	133836		133058	137123
CCDA			133058	137123
CCEA			133058	137123
CCAA			133058	
CAJA			133058	
AUK	133831		133063	137124
AUK	133835		133063	137124
AUK	133831		133063	137124
AUK	133835		133063	137124
BVJ	133836		133065	137125
BVJ	133836		133066	137125
BAT	133845			
BUH			133069	
BXA	133836			137124
CDNB			133064	
CDNB			133070	
CDNB			133058	
CHVA			133072	
CHVA			133072	
CHVA			133072	

Anwendungsliste

Application List

	Model	Type	Model year	ccm	Output	Cylinder
AUDI	A7 Sportback (4GA)	2.8 FSI quattro	10.2010 -	2773	KW 150 / PS 204	6
AUDI	A8 (4D2, 4D8)	3.7	07.1995 - 12.1998	3697	KW 169 / PS 230	8
AUDI	A8 (4D2, 4D8)	3.7	11.1998 - 09.2002	3697	KW 191 / PS 260	8
AUDI	A8 (4D2, 4D8)	2.8	03.1994 - 03.1996	2771	KW 128 / PS 174	6
AUDI	A8 (4D2, 4D8)	2.8	07.1995 - 03.1996	2771	KW 120 / PS 163	6
AUDI	A8 (4D2, 4D8)	2.8 quattro	03.1994 - 03.1996	2771	KW 128 / PS 174	6
AUDI	A8 (4D2, 4D8)	2.8 quattro	07.1995 - 03.1996	2771	KW 120 / PS 163	6
AUDI	A8 (4D2, 4D8)	3.7 quattro	07.1995 - 11.1998	3697	KW 169 / PS 230	8
AUDI	A8 (4D2, 4D8)	3.7 quattro	11.1998 - 09.2002	3697	KW 191 / PS 260	8
AUDI	A8 (4D2, 4D8)	4.2 quattro	03.1994 - 11.1998	4172	KW 220 / PS 299	8
AUDI	A8 (4D2, 4D8)	4.2 quattro	03.1994 - 07.1996	4172	KW 180 / PS 245	8
AUDI	A8 (4D2, 4D8)	4.2 quattro	11.1998 - 09.2002	4172	KW 228 / PS 310	8
AUDI	A8 (4D2, 4D8)	4.2 quattro	02.1999 - 04.2000	4172	KW 175 / PS 238	8
AUDI	A8 (4D2, 4D8)	S 8 quattro	07.1996 - 06.1999	4172	KW 250 / PS 340	8
AUDI	A8 (4D2, 4D8)	S 8 quattro	06.1999 - 09.2002	4172	KW 265 / PS 360	8
AUDI	A8 (4E_)	2.8 FSI	08.2007 - 07.2010	2773	KW 154 / PS 210	6
AUDI	A8 (4E_)	3.0	07.2003 - 05.2005	2976	KW 162 / PS 220	6
AUDI	A8 (4E_)	3.0	07.2003 - 05.2005	2976	KW 162 / PS 220	6
AUDI	A8 (4E_)	3.0	07.2003 - 05.2006	2976	KW 160 / PS 218	6
AUDI	A8 (4E_)	3.2 FSI	06.2005 - 07.2010	3123	KW 191 / PS 260	6
AUDI	A8 (4E_)	3.2 FSI	06.2005 - 07.2010	3123	KW 191 / PS 260	6
AUDI	A8 (4E_)	3.2 FSI quattro	06.2005 - 07.2010	3123	KW 191 / PS 260	6
AUDI	A8 (4E_)	3.2 FSI quattro	06.2005 - 07.2010	3123	KW 191 / PS 260	6
AUDI	A8 (4E_)	3.7 quattro	10.2002 - 05.2006	3697	KW 206 / PS 280	8
AUDI	A8 (4E_)	4.2 FSI quattro	06.2006 - 07.2010	4163	KW 257 / PS 350	8
AUDI	A8 (4E_)	4.2 FSI quattro	06.2006 - 07.2010	4163	KW 257 / PS 350	8
AUDI	A8 (4E_)	4.2 quattro	10.2002 - 07.2010	4172	KW 246 / PS 335	8
AUDI	A8 (4E_)	6.0 W12 quattro	12.2003 - 07.2010	5998	KW 331 / PS 450	12
AUDI	A8 (4E_)	S8 quattro	06.2006 - 07.2010	5204	KW 331 / PS 450	10
AUDI	A8 (4H_)	2.0 TFSI hybrid	02.2012 -	1984	KW 155 / PS 211	4
AUDI	A8 (4H_)	2.0 TFSI hybrid	02.2012 -	1984	KW 155 / PS 211	4
AUDI	A8 (4H_)	3.0 TFSI quattro	07.2010 -	2995	KW 213 / PS 290	6
AUDI	A8 (4H_)	4.2 FSI quattro	11.2009 -	4163	KW 273 / PS 371	8
AUDI	A8 (4H_)	4.2 FSI quattro	11.2009 -	4163	KW 273 / PS 371	8
AUDI	ALLROAD (4BH, C5)	2.7 T quattro	05.2000 - 08.2005	2671	KW 184 / PS 250	6
AUDI	ALLROAD (4BH, C5)	2.7 T quattro	05.2000 - 08.2005	2671	KW 184 / PS 250	6
AUDI	ALLROAD (4BH, C5)	4.2 V8 quattro	07.2002 - 08.2005	4163	KW 220 / PS 299	8
AUDI	ALLROAD (4BH, C5)	4.2 V8 quattro	07.2002 - 08.2005	4163	KW 220 / PS 299	8
AUDI	CABRIOLET (8G7, B4)	2.6	06.1993 - 08.2000	2598	KW 110 / PS 150	6
AUDI	CABRIOLET (8G7, B4)	2.6	05.1995 - 08.2000	2598	KW 102 / PS 139	6
AUDI	CABRIOLET (8G7, B4)	1.8	01.1997 - 08.2000	1781	KW 92 / PS 125	4
AUDI	CABRIOLET (8G7, B4)	2.8	11.1992 - 08.2000	2771	KW 128 / PS 174	6
AUDI	CABRIOLET (8G7, B4)	2.0 16V	06.1995 - 07.1996	1984	KW 103 / PS 140	4
AUDI	CABRIOLET (8G7, B4)	2.0 16V	06.1995 - 07.1996	1984	KW 103 / PS 140	4
AUDI	CABRIOLET (8G7, B4)	2.0 E	01.1993 - 07.1998	1984	KW 85 / PS 115	4
AUDI	CABRIOLET (8G7, B4)	2.0 E	01.1993 - 07.1998	1984	KW 85 / PS 115	4
AUDI	CABRIOLET (8G7, B4)	2.0 E	01.1993 - 07.1998	1984	KW 85 / PS 115	4
AUDI	CABRIOLET (8G7, B4)	2.0 E	01.1993 - 07.1998	1984	KW 85 / PS 115	4
AUDI	CABRIOLET (8G7, B4)	2.0 E	01.1993 - 07.1998	1984	KW 85 / PS 115	4
AUDI	CABRIOLET (8G7, B4)	2.3 E	05.1991 - 07.1994	2309	KW 98 / PS 133	5
AUDI	COUPE (81, 85)	2.3	01.1987 - 10.1988	2309	KW 100 / PS 136	5
AUDI	COUPE (81, 85)	2.3	01.1987 - 10.1988	2309	KW 100 / PS 136	5
AUDI	COUPE (81, 85)	1.6	07.1980 - 08.1981	1588	KW 55 / PS 75	4
AUDI	COUPE (81, 85)	1.8	08.1981 - 07.1983	1781	KW 55 / PS 75	4
AUDI	COUPE (81, 85)	1.9	08.1980 - 07.1983	1921	KW 85 / PS 115	5
AUDI	COUPE (81, 85)	1.8 GT	04.1986 - 10.1988	1781	KW 65 / PS 88	4
AUDI	COUPE (81, 85)	1.8 GT	09.1982 - 10.1988	1781	KW 66 / PS 90	4
AUDI	COUPE (81, 85)	1.8 GT	08.1986 - 10.1987	1781	KW 79 / PS 107	4
AUDI	COUPE (81, 85)	1.8 GT	08.1986 - 10.1988	1781	KW 82 / PS 112	4
AUDI	COUPE (81, 85)	1.8 GT	01.1985 - 07.1988	1781	KW 68 / PS 93	4
AUDI	COUPE (81, 85)	2.0	09.1983 - 07.1986	1994	KW 85 / PS 115	5
AUDI	COUPE (81, 85)	2.0	03.1986 - 04.1988	1994	KW 83 / PS 113	5
AUDI	COUPE (81, 85)	2.1 GT	09.1982 - 08.1984	2144	KW 96 / PS 131	5
AUDI	COUPE (81, 85)	2.1 GT	01.1981 - 07.1983	2144	KW 79 / PS 107	5
AUDI	COUPE (81, 85)	2.2 GT	07.1981 - 10.1987	2226	KW 85 / PS 115	5
AUDI	COUPE (81, 85)	2.2 GT	09.1984 - 10.1988	2226	KW 100 / PS 136	5
AUDI	COUPE (81, 85)	2.2 quattro	10.1984 - 10.1988	2226	KW 100 / PS 136	5


Engine code



CHVA; CNYA			133072	
AEW	133805	138055		
AKC; AQG	133828			
AAH	138441	138052		
AEJ	138441	138052		
AAH	138441	138052		
AEJ	138441			
AEW; AKJ	133805	138055		
AKC; AQG	133828			
ABZ; AKG	133805	138055		
AEM	133805			
AQF; AUW; AUX	133828			
ARU	133828			
AHC; AKH	133805	138055		
AQH; AVP	133828			
BDX			133058	137123
ASN	133831			
ASN	133834			
BBJ	133834			
BPK	133831		133063	137124
BPK	133836		133063	137124
BPK	133831		133063	137124
BPK	133836		133063	137124
BFL	133845			
BVJ	133835		133065	137125
BVJ	133836		133066	137125
BFM	133845			
BHT; BSB; BTE	133830			
BSM	133836			137124
CHJA			133070	
CHJA			133058	
CGWA; CGXA	133835			
CDRA	133835		133065	
CDRA	133835		133066	
ARE; BES	133805	138052		
ARE; BES	133806	138052		
BAS	133845		133067	
BAS	133845		133068	
ABC	138440	138052		
ACZ		138052		
ADR	138435	138052		
AAH	138440	138052		
ACE	138440	138050		
ACE	138440	138052		
ABK	138440			
ABK	138701			
ABK	138702			
ABK		138050		
ABK		138052		
NG		138050		
NG		138050		
NG		138004		
YN		138004		
DD		138004		
WN		138004		
SF		138004		
DS; JV		138004		
PV		138004		
DZ		138004		
JN		138004		
HP; JS		138004		
SK		138004		
KE; KL		138004		
WE		138004		
KX		138004		
HY; KV		138004		
KV		138004		

Anwendungsliste

Application List

	Model	Type	Model year	ccm	Output	Cylinder
AUDI	COUPE (81, 85)	2.2 quattro	08.1985 - 10.1988	2226	KW 88 / PS 120	5
AUDI	COUPE (81, 85)	2.3 quattro	01.1987 - 10.1988	2309	KW 100 / PS 136	5
AUDI	COUPE (89, 8B)	2.3	10.1988 - 07.1994	2309	KW 100 / PS 136	5
AUDI	COUPE (89, 8B)	2.3	03.1990 - 12.1996	2309	KW 98 / PS 133	5
AUDI	COUPE (89, 8B)	2.6	08.1992 - 12.1996	2598	KW 110 / PS 150	6
AUDI	COUPE (89, 8B)	1.8	08.1989 - 07.1991	1781	KW 82 / PS 112	4
AUDI	COUPE (89, 8B)	2.8	09.1991 - 12.1996	2771	KW 128 / PS 174	6
AUDI	COUPE (89, 8B)	2.0	05.1989 - 12.1996	1984	KW 85 / PS 115	4
AUDI	COUPE (89, 8B)	2.0	05.1989 - 12.1996	1984	KW 85 / PS 115	4
AUDI	COUPE (89, 8B)	2.0	05.1989 - 12.1996	1984	KW 85 / PS 115	4
AUDI	COUPE (89, 8B)	2.0	03.1990 - 07.1990	1984	KW 82 / PS 112	4
AUDI	COUPE (89, 8B)	2.0	05.1989 - 03.1990	1984	KW 83 / PS 113	4
AUDI	COUPE (89, 8B)	2.0 16 V	08.1992 - 12.1996	1984	KW 103 / PS 140	4
AUDI	COUPE (89, 8B)	2.0 16 V	01.1992 - 07.1992	1984	KW 101 / PS 137	4
AUDI	COUPE (89, 8B)	2.0 20 V	08.1989 - 07.1991	1994	KW 118 / PS 160	5
AUDI	COUPE (89, 8B)	2.0 20 V quattro	08.1989 - 07.1991	1994	KW 118 / PS 160	5
AUDI	COUPE (89, 8B)	2.2 quattro	11.1988 - 07.1991	2226	KW 100 / PS 136	5
AUDI	COUPE (89, 8B)	2.3 20V	08.1990 - 07.1991	2309	KW 123 / PS 167	5
AUDI	COUPE (89, 8B)	2.3 20V	08.1989 - 07.1991	2309	KW 125 / PS 170	5
AUDI	COUPE (89, 8B)	2.3 20V quattro	11.1988 - 07.1991	2309	KW 125 / PS 170	5
AUDI	COUPE (89, 8B)	2.3 20V quattro	05.1990 - 12.1996	2309	KW 123 / PS 167	5
AUDI	COUPE (89, 8B)	2.3 quattro	11.1988 - 12.1992	2309	KW 100 / PS 136	5
AUDI	COUPE (89, 8B)	2.3 quattro	05.1990 - 12.1996	2309	KW 98 / PS 134	5
AUDI	COUPE (89, 8B)	2.6 quattro	08.1992 - 12.1996	2598	KW 110 / PS 150	6
AUDI	COUPE (89, 8B)	2.8 quattro	08.1991 - 12.1996	2771	KW 128 / PS 174	6
AUDI	COUPE (89, 8B)	S2 quattro	09.1990 - 09.1992	2226	KW 162 / PS 220	5
AUDI	COUPE (89, 8B)	S2 quattro	10.1992 - 12.1996	2226	KW 169 / PS 230	5
AUDI	Q3 (8U)	2.0 TFSI quattro	06.2011 -	1984	KW 155 / PS 211	4
AUDI	Q3 (8U)	2.0 TFSI quattro	06.2011 -	1984	KW 125 / PS 170	4
AUDI	Q5 (8R)	2.0 TFSI hybrid quattro	06.2011 -	1984	KW 155 / PS 211	4
AUDI	Q5 (8R)	2.0 TFSI hybrid quattro	06.2011 -	1984	KW 155 / PS 211	4
AUDI	Q5 (8R)	2.0 TFSI quattro	11.2008 -	1984	KW 155 / PS 211	4
AUDI	Q5 (8R)	2.0 TFSI quattro	08.2009 -	1984	KW 132 / PS 180	4
AUDI	Q5 (8R)	3.2 FSI quattro	11.2008 -	3197	KW 199 / PS 270	6
AUDI	Q5 (8R)	3.2 FSI quattro	11.2008 -	3197	KW 199 / PS 270	6
AUDI	Q7 (4L)	3.0 TFSI	05.2010 -	2995	KW 200 / PS 272	6
AUDI	Q7 (4L)	3.0 TFSI	05.2010 -	2995	KW 245 / PS 333	6
AUDI	Q7 (4L)	3.6 FSI	08.2006 - 05.2010	3597	KW 206 / PS 280	6
AUDI	Q7 (4L)	4.2 FSI	03.2006 - 05.2010	4163	KW 257 / PS 350	8
AUDI	Q7 (4L)	4.2 FSI	03.2006 - 05.2010	4163	KW 257 / PS 350	8
AUDI	Q7 (4L)	4.2 FSI	03.2006 - 05.2010	4163	KW 257 / PS 350	8
AUDI	QUATTRO (85)	2.1 Turbo	07.1980 - 07.1987	2144	KW 147 / PS 200	5
AUDI	QUATTRO (85)	2.2 20V	08.1989 - 07.1991	2226	KW 162 / PS 220	5
AUDI	QUATTRO (85)	2.2 Turbo	08.1987 - 07.1989	2226	KW 147 / PS 200	5
AUDI	R8	4.2 FSI quattro	04.2007 - 09.2010	4163	KW 309 / PS 420	8
AUDI	R8	4.2 FSI quattro	04.2007 - 09.2010	4163	KW 309 / PS 420	8
AUDI	R8	4.2 FSI quattro	07.2010 -	4163	KW 316 / PS 430	8
AUDI	R8	4.2 FSI quattro	07.2010 -	4163	KW 316 / PS 430	8
AUDI	R8	5.2 FSI quattro	04.2009 -	5204	KW 386 / PS 525	10
AUDI	R8 Spyder	4.2 FSI quattro	09.2010 -	4163	KW 316 / PS 430	8
AUDI	R8 Spyder	4.2 FSI quattro	09.2010 -	4163	KW 316 / PS 430	8
AUDI	R8 Spyder	4.2 FSI quattro	09.2010 -	4163	KW 316 / PS 430	8
AUDI	R8 Spyder	4.2 FSI quattro	09.2010 -	4163	KW 316 / PS 430	8
AUDI	TT (8J3)	1.8 TFSI	06.2008 -	1798	KW 118 / PS 160	4
AUDI	TT (8J3)	2.0 quattro	05.2008 -	1984	KW 195 / PS 265	4
AUDI	TT (8J3)	2.0 TFSI	05.2010 -	1984	KW 155 / PS 211	4
AUDI	TT (8J3)	2.0 TFSI	08.2006 - 06.2010	1984	KW 147 / PS 200	4
AUDI	TT (8J3)	2.0 TFSI	08.2006 - 06.2010	1984	KW 147 / PS 200	4
AUDI	TT (8J3)	2.0 TFSI	08.2006 - 06.2010	1984	KW 147 / PS 200	4
AUDI	TT (8J3)	2.0 TFSI quattro	05.2010 -	1984	KW 155 / PS 211	4
AUDI	TT (8J3)	2.0 TFSI quattro	05.2008 -	1984	KW 200 / PS 272	4
AUDI	TT (8J3)	2.0 TFSI quattro	05.2008 -	1984	KW 200 / PS 272	4
AUDI	TT (8J3)	2.0 TFSI quattro	06.2008 - 06.2010	1984	KW 147 / PS 200	4
AUDI	TT (8J3)	2.5 TFSI quattro	05.2011 -	2480	KW 265 / PS 360	5
AUDI	TT (8J3)	2.5 TFSI quattro	07.2009 -	2480	KW 250 / PS 340	5
AUDI	TT (8N3)	1.8 T	10.1998 - 06.2006	1781	KW 132 / PS 180	4
AUDI	TT (8N3)	1.8 T	10.1998 - 06.2006	1781	KW 132 / PS 180	4


Engine code



JT		138004		
NG		138050		
NG		138050		
NG		138050		
ABC	138440			
DZ		138004		
AAH	138440	138052		
AAH; ABK	138701			
AAH; ABK	138702			
AAH; ABK		138050		
3A		138050		
3A		138050		
ACE		138050		
6A		138050		
NM		138050		
NM		138050		
KV		138004		
7A		138050		
7A		138050		
7A		138050		
7A		138050		
NG		138050		
NG		138050		
ABC	138440			
AAH	138440	138052		
3B		138050		
ABY		138052		
CPSA			133058	
CCZC			133058	
CHJA			133070	
CHJA			133058	
CAEB; CDNC; CPMA	133836		133058	
CDNB; CNCB			133058	
CALB	133836		133072	
CALB	133836		133058	
CJTC; CJWC	133835			
CJTB; CJWB; CNA; CTWA	133835			
BHK	133847			
BAR			133065	137125
BAR			133066	137125
BAR	133836			
GV; WR		138004		
RR		138050		
1B; MB		138050		
BYH	133835		133067	
BYH	133835		133068	
CNDA	133835		133067	
CNDA	133835		133068	
BUJ; CTYA	133835			
CNDA	133835		133065	
CNDA	133835		133066	
CNDA	133835		133067	
CNDA	133835		133068	
CDAA	133836		133058	
CDLA; CDMA			133059	
CESA			133058	
BPY; BWA; CCTA	133836		133064	
BPY; BWA; CCTA	133836		133058	
BPY; BWA; CCTA	133836		133059	
CESA; CETA			133058	
CDLB	133836		133064	
CDLB	133836		133059	
CCZA			133058	
CEPB			133064	
CEPA			133064	
AJQ; APP; ARY; ATC; AUQ; AWP	133806			
AJQ; APP; ARY; ATC; AUQ; AWP	133828			

Anwendungsliste

Application List

	Model	Type	Model year	ccm	Output	Cylinder
AUDI	TT (8N3)	1.8 T	09.2002 - 06.2006	1781	KW 110 / PS 150	4
AUDI	TT (8N3)	1.8 T	09.2002 - 06.2006	1781	KW 110 / PS 150	4
AUDI	TT (8N3)	1.8 T	09.2005 - 06.2006	1781	KW 120 / PS 163	4
AUDI	TT (8N3)	1.8 T	09.2005 - 06.2006	1781	KW 140 / PS 190	4
AUDI	TT (8N3)	1.8 T quattro	10.1998 - 06.2006	1781	KW 132 / PS 180	4
AUDI	TT (8N3)	1.8 T quattro	10.1998 - 06.2006	1781	KW 132 / PS 180	4
AUDI	TT (8N3)	1.8 T quattro	10.1998 - 06.2006	1781	KW 165 / PS 224	4
AUDI	TT (8N3)	1.8 T quattro	10.1998 - 06.2006	1781	KW 165 / PS 224	4
AUDI	TT (8N3)	1.8 T quattro	09.2005 - 06.2006	1781	KW 140 / PS 190	4
AUDI	TT (8N3)	3.2 VR6 quattro	07.2003 - 06.2006	3189	KW 184 / PS 250	6
AUDI	TT Roadster (8J9)	1.8 TFSI	06.2008 -	1798	KW 118 / PS 160	4
AUDI	TT Roadster (8J9)	2.0 quattro	05.2008 -	1984	KW 195 / PS 265	4
AUDI	TT Roadster (8J9)	2.0 TFSI	05.2010 -	1984	KW 155 / PS 211	4
AUDI	TT Roadster (8J9)	2.0 TFSI	03.2007 - 06.2010	1984	KW 147 / PS 200	4
AUDI	TT Roadster (8J9)	2.0 TFSI	03.2007 - 06.2010	1984	KW 147 / PS 200	4
AUDI	TT Roadster (8J9)	2.0 TFSI quattro	05.2010 -	1984	KW 155 / PS 211	4
AUDI	TT Roadster (8J9)	2.0 TFSI quattro	05.2008 -	1984	KW 200 / PS 272	4
AUDI	TT Roadster (8J9)	2.0 TFSI quattro	05.2008 -	1984	KW 200 / PS 272	4
AUDI	TT Roadster (8J9)	2.0 TFSI quattro	06.2008 - 06.2010	1984	KW 147 / PS 200	4
AUDI	TT Roadster (8J9)	2.5 TFSI quattro	07.2009 -	2480	KW 250 / PS 340	5
AUDI	TT Roadster (8N9)	1.8 T	10.1999 - 06.2006	1781	KW 132 / PS 180	4
AUDI	TT Roadster (8N9)	1.8 T	10.1999 - 06.2006	1781	KW 132 / PS 180	4
AUDI	TT Roadster (8N9)	1.8 T	01.2001 - 06.2006	1781	KW 110 / PS 150	4
AUDI	TT Roadster (8N9)	1.8 T	09.2005 - 06.2006	1781	KW 140 / PS 190	4
AUDI	TT Roadster (8N9)	1.8 T	09.2005 - 06.2006	1781	KW 120 / PS 163	4
AUDI	TT Roadster (8N9)	1.8 T quattro	02.2000 - 06.2006	1781	KW 132 / PS 180	4
AUDI	TT Roadster (8N9)	1.8 T quattro	02.2000 - 06.2006	1781	KW 132 / PS 180	4
AUDI	TT Roadster (8N9)	1.8 T quattro	10.1999 - 06.2006	1781	KW 165 / PS 224	4
AUDI	TT Roadster (8N9)	1.8 T quattro	09.2005 - 06.2006	1781	KW 140 / PS 190	4
AUDI	TT Roadster (8N9)	3.2 VR6 quattro	07.2003 - 06.2006	3189	KW 184 / PS 250	6
AUTO UNION	MUNGA	F 91/6	07.1958 - 11.1960	974	KW 32 / PS 44	3
AUTOBIANCHI	A 112	0.9 Junior	07.1975 - 12.1985	903	KW 31 / PS 42	4
BMW	1 (E81)	116 i	03.2007 - 09.2012	1596	KW 85 / PS 115	4
BMW	1 (E81)	116 i	03.2007 - 09.2012	1597	KW 90 / PS 122	4
BMW	1 (E81)	116 i	11.2008 - 09.2012	1995	KW 90 / PS 122	4
BMW	1 (E81)	118 i	09.2006 - 09.2012	1995	KW 95 / PS 129	4
BMW	1 (E81)	118 i	09.2006 - 09.2012	1995	KW 105 / PS 143	4
BMW	1 (E81)	120 i	09.2006 - 09.2012	1995	KW 110 / PS 150	4
BMW	1 (E81)	120 i	09.2006 - 09.2012	1995	KW 125 / PS 170	4
BMW	1 (E81)	120 i	09.2006 - 09.2012	1995	KW 115 / PS 156	4
BMW	1 (E81)	120 i	09.2006 - 09.2012	1995	KW 120 / PS 163	4
BMW	1 (E81)	130 i	09.2006 - 09.2012	2996	KW 195 / PS 265	6
BMW	1 (E81)	130 i	09.2006 - 09.2012	2996	KW 190 / PS 258	6
BMW	1 (F20)	116 i	12.2010 -	1598	KW 100 / PS 136	4
BMW	1 (F20)	118 i	11.2010 -	1598	KW 125 / PS 170	4
BMW	1 Cabriolet (E88)	118 i	03.2008 -	1995	KW 105 / PS 143	4
BMW	1 Cabriolet (E88)	120 i	03.2008 -	1995	KW 125 / PS 170	4
BMW	1 Cabriolet (E88)	120 i	03.2008 -	1995	KW 120 / PS 163	4
BMW	1 Cabriolet (E88)	125 i	03.2008 -	2996	KW 160 / PS 218	6
BMW	1 Cabriolet (E88)	135 i	03.2008 -	2979	KW 225 / PS 306	6
BMW	1 Coupe (E82)	120 i	09.2009 -	1995	KW 125 / PS 170	4
BMW	1 Coupe (E82)	125 i	10.2007 -	2996	KW 160 / PS 218	6
BMW	1 Coupe (E82)	135 i	10.2007 -	2979	KW 225 / PS 306	6
BMW	1 Coupe (E82)	M	04.2011 - 06.2012	2979	KW 250 / PS 340	6
BMW	3 (E21)	315	03.1981 - 03.1984	1573	KW 55 / PS 75	4
BMW	3 (E21)	316	09.1980 - 08.1982	1766	KW 66 / PS 90	4
BMW	3 (E21)	320	08.1975 - 08.1977	1990	KW 80 / PS 109	4
BMW	3 (E21)	318 i	11.1979 - 08.1982	1766	KW 77 / PS 105	4
BMW	3 (E21)	320/6	09.1977 - 08.1982	1990	KW 90 / PS 122	6
BMW	3 (E21)	320/6	09.1977 - 08.1982	1990	KW 90 / PS 122	6
BMW	3 (E21)	323 i	01.1978 - 08.1982	2316	KW 105 / PS 143	6
BMW	3 (E30)	316	09.1982 - 12.1987	1766	KW 66 / PS 90	4
BMW	3 (E30)	318 i	09.1982 - 08.1987	1766	KW 77 / PS 105	4
BMW	3 (E30)	318 is	09.1989 - 08.1991	1796	KW 100 / PS 136	4
BMW	3 (E30)	320 i	09.1982 - 12.1985	1990	KW 92 / PS 125	6
BMW	3 (E30)	320 i	09.1982 - 12.1985	1990	KW 92 / PS 125	6


Engine code



AUM	133806		
AUM	133828		
BVP	133806		
BVR	133806		
AJQ; ARY; ATC; AWP	133806		
AJQ; ARY; ATC; AWP	133828		
AMU; APX; BAM	133806		
AMU; APX; BAM	133828		
BVR	133806		
BHE; BPF	133847		
CDA	133836	133058	
CDLA; CDMA		133059	
CESA		133058	
BPY; BWA; CCTA	133836	133064	
BPY; BWA; CCTA	133836	133058	
BPY; BWA; CCTA	133836	133059	
CESA; CETA		133058	
CDLB	133836	133064	
CDLB	133836	133059	
CCZA		133058	
CEPA		133064	
AJQ; APP; ATC; AUQ; AWP	133806		
AJQ; APP; ATC; AUQ; AWP	133828		
AUM	133806		
BVR	133806		
BVP	133806		
AJQ; ARY; ATC; AWP	133805		
AJQ; ARY; ATC; AWP	133806		
AMU; APX; BAM	133806		
BVR	133806		
BHE; BPF	133847		
		138001	
A112A 5.000; A112B2.000	138800		
N43 B16 A; N45 B16 A	133825	133058	
N43 B16 A; N45 B16 A	133876	133058	
N43 B20 A	133876	133058	
N43 B20 A; N46 B20 B	133825		
N43 B20 A; N46 B20 B	133876	133058	
N43 B20 A; N46 B20 B; N46 B20 C	133825		
N43 B20 A; N46 B20 B; N46 B20 C	133876	133058	
N43 B20 A; N46 B20 B; N46 B20 C	133825	133058	
N43 B20 A; N46 B20 B; N46 B20 C	133876	133058	
N52 B30 A; N52 B30 B; N52 B30 BF	133875		
N52 B30 A; N52 B30 B; N52 B30 BF	133875		
N13 B16 A		133058	
N13 B16 A		133058	
N43 B20 A	133876	133058	
N43 B20 A	133876	133058	
N43 B20 A	133876	133058	
N52 B30 A	133875		
N54 B30 A; N55 B30 A	133875		
N43 B20 A; N46 B20 B	133876	133058	
N53 B30 A	133875		
N54 B30 A; N55 B30 A	133875		
N54 B30 A	133875		
M10 B16		138001	
M10 B18		138001	
M10 B20		138019	
M10 B18		138001	
M20 B20		138001	
M20 B20		138019	
M20 B23		138001	
M10 B18		138001	
M10 B18		138001	
M42 B18	133811		
M20 B20		138001	
M20 B20		138019	

Anwendungsliste

Application List

	Model	Type	Model year	ccm	Output	Cylinder
BMW	3 (E30)	323 i	09.1982 - 08.1983	2316	KW 102 / PS 139	6
BMW	3 (E30)	M3 2.3	07.1986 - 06.1991	2303	KW 143 / PS 195	4
BMW	3 (E36)	318 is	03.1993 - 02.1998	1796	KW 103 / PS 140	4
BMW	3 (E36)	318 is	09.1995 - 02.1998	1895	KW 103 / PS 140	4
BMW	3 (E36)	320 i	09.1990 - 02.1998	1991	KW 110 / PS 150	6
BMW	3 (E36)	320 i	09.1990 - 02.1998	1991	KW 110 / PS 150	6
BMW	3 (E36)	323 i 2.5	03.1995 - 02.1998	2494	KW 125 / PS 170	6
BMW	3 (E36)	325 i	09.1990 - 09.1995	2494	KW 141 / PS 192	6
BMW	3 (E36)	328 i	01.1995 - 02.1998	2793	KW 142 / PS 193	6
BMW	3 (E36)	M3 3.0	08.1994 - 09.1995	2990	KW 210 / PS 286	6
BMW	3 (E36)	M3 3.2	09.1995 - 02.1998	3201	KW 236 / PS 321	6
BMW	3 (E46)	316 i	02.2002 - 02.2005	1796	KW 85 / PS 115	4
BMW	3 (E46)	316 i	06.2002 - 02.2005	1596	KW 85 / PS 115	4
BMW	3 (E46)	318 i	09.2001 - 02.2005	1995	KW 105 / PS 143	4
BMW	3 (E46)	320 i	03.1998 - 09.2000	1991	KW 110 / PS 150	6
BMW	3 (E46)	320 i	09.2000 - 02.2005	2171	KW 125 / PS 170	6
BMW	3 (E46)	320 i	09.2000 - 02.2005	2171	KW 125 / PS 170	6
BMW	3 (E46)	323 i	03.1998 - 09.2000	2494	KW 125 / PS 170	6
BMW	3 (E46)	325 i	09.2000 - 02.2005	2494	KW 141 / PS 192	6
BMW	3 (E46)	325 i	09.2000 - 02.2005	2494	KW 141 / PS 192	6
BMW	3 (E46)	325 xi	09.2000 - 02.2005	2494	KW 141 / PS 192	6
BMW	3 (E46)	325 xi	09.2000 - 02.2005	2494	KW 141 / PS 192	6
BMW	3 (E46)	328 i	02.1998 - 06.2000	2793	KW 142 / PS 193	6
BMW	3 (E46)	330 i	06.2000 - 02.2005	2979	KW 170 / PS 231	6
BMW	3 (E46)	330 i	06.2000 - 02.2005	2979	KW 170 / PS 231	6
BMW	3 (E46)	330 xi	06.2000 - 02.2005	2979	KW 170 / PS 231	6
BMW	3 (E46)	330 xi	06.2000 - 02.2005	2979	KW 170 / PS 231	6
BMW	3 (E90)	316 i	02.2006 - 12.2011	1596	KW 85 / PS 116	4
BMW	3 (E90)	316 i	09.2007 - 12.2011	1599	KW 90 / PS 122	4
BMW	3 (E90)	318 i	09.2005 - 03.2007	1995	KW 95 / PS 129	4
BMW	3 (E90)	318 i	09.2007 - 12.2011	1995	KW 105 / PS 143	4
BMW	3 (E90)	320 i	01.2005 - 03.2007	1995	KW 110 / PS 150	4
BMW	3 (E90)	320 i	09.2007 - 12.2011	1995	KW 125 / PS 170	4
BMW	3 (E90)	320 i	09.2007 - 12.2011	1995	KW 125 / PS 170	4
BMW	3 (E90)	320 i	03.2007 - 12.2011	1995	KW 115 / PS 156	4
BMW	3 (E90)	320 si	05.2006 - 12.2011	1997	KW 127 / PS 173	4
BMW	3 (E90)	325 i	01.2005 - 12.2011	2497	KW 160 / PS 218	6
BMW	3 (E90)	325 i	09.2007 - 12.2011	2996	KW 160 / PS 218	6
BMW	3 (E90)	325 i xDrive	09.2008 - 12.2011	2996	KW 160 / PS 218	6
BMW	3 (E90)	325 xi	01.2005 - 12.2011	2497	KW 160 / PS 218	6
BMW	3 (E90)	325 xi	09.2007 - 12.2011	2996	KW 160 / PS 218	6
BMW	3 (E90)	330 i	01.2005 - 12.2011	2996	KW 190 / PS 258	6
BMW	3 (E90)	330 i	09.2007 - 12.2011	2996	KW 200 / PS 272	6
BMW	3 (E90)	330 i	09.2007 - 12.2011	2996	KW 200 / PS 272	6
BMW	3 (E90)	330 i xDrive	09.2008 - 12.2011	2996	KW 200 / PS 272	6
BMW	3 (E90)	330 xi	09.2007 - 12.2011	2996	KW 200 / PS 272	6
BMW	3 (E90)	335 i	09.2006 - 12.2011	2979	KW 225 / PS 306	6
BMW	3 (E90)	335 i xDrive	09.2008 - 12.2011	2979	KW 225 / PS 306	6
BMW	3 (E90)	335 xi	09.2007 - 12.2011	2979	KW 225 / PS 306	6
BMW	3 Cabriolet (E30)	318 i	06.1988 - 02.1992	1796	KW 103 / PS 140	4
BMW	3 Cabriolet (E36)	320 i	12.1993 - 04.1999	1991	KW 110 / PS 150	6
BMW	3 Cabriolet (E36)	323 i	06.1995 - 04.1999	2494	KW 125 / PS 170	6
BMW	3 Cabriolet (E36)	325 i	03.1993 - 03.1995	2494	KW 141 / PS 192	6
BMW	3 Cabriolet (E36)	328 i	03.1995 - 04.1999	2793	KW 142 / PS 193	6
BMW	3 Cabriolet (E36)	M3 3.0	01.1994 - 10.1995	2990	KW 210 / PS 286	6
BMW	3 Cabriolet (E36)	M3 3.2	10.1995 - 04.1999	3201	KW 236 / PS 321	6
BMW	3 Cabriolet (E46)	318 Ci	09.2001 -	1995	KW 105 / PS 143	4
BMW	3 Cabriolet (E46)	318 Ci	02.2005 -	1995	KW 110 / PS 150	4
BMW	3 Cabriolet (E46)	320 Ci	09.2000 -	2171	KW 125 / PS 170	6
BMW	3 Cabriolet (E46)	320 Ci	09.2000 -	2171	KW 125 / PS 170	6
BMW	3 Cabriolet (E46)	323 Ci	04.2000 - 09.2000	2494	KW 125 / PS 170	6
BMW	3 Cabriolet (E46)	325 Ci	09.2000 -	2494	KW 141 / PS 192	6
BMW	3 Cabriolet (E46)	325 Ci	09.2000 -	2494	KW 141 / PS 192	6
BMW	3 Cabriolet (E46)	330 Ci	06.2000 -	2979	KW 170 / PS 231	6
BMW	3 Cabriolet (E46)	330 Ci	06.2000 -	2979	KW 170 / PS 231	6
BMW	3 Cabriolet (E46)	M3 3.2	04.2001 -	3246	KW 252 / PS 343	6
BMW	3 Cabriolet (E93)	318 i	03.2010 -	1995	KW 105 / PS 143	4

Engine code



M20 B23	138001	
S14 B23	138019	
M42 B18	133811	
M44 B19	133811	
M50 B(20 6 S1); M50 B(20 6 S2) Vanos; M50 B20; M50 B20 TU; M50 B20 TU	133804	M52 B(20 6 S3) Vanos; M52 B20
M50 B(20 6 S1); M50 B(20 6 S2) Vanos; M50 B20; M50 B20 TU; M50 B20 TU	133804	M52 B(20 6 S3) Vanos; M52 B20
M52 B25 (Vanos)	133804	
M50 B25; M50 B25 (Vanos); M50 B25 TU	133811	
M52 B28; M52 B28 TU	133804	
S50 B30	133811	
S50 B32	133804	
N42 B18; N46 B18; N46 B18 A	133825	
N45 B16; N45 B16 A	133825	
N42 B20; N46 B20; N46 B20 A	133825	
M52 B(20 6 S3) Vanos; M52 B20	133804	
M54 226 S1; M54 B22	133804	
M54 226 S1; M54 B22	133825	
M52 B25 (Vanos); M52 B25 TU	133804	
M54 256 S5; M54 B25	133804	
M54 256 S5; M54 B25	133825	
M54 256 S5	133804	
M54 256 S5	133825	
M52 B28	133804	
M54 306 S3; M54 B30	133804	
M54 306 S3; M54 B30	133825	
M54 306 S3	133804	
M54 306 S3	133825	
N45 B16; N45 B16 A; N45 B16 TU2	133825	
N43 B16 A	133876	133058
N46 B20; N46 B20 B	133825	
N43 B20 A	133876	133058
N46 B20; N46 B20 A; N46 B20 C	133825	
N43 B20 A	133825	133058
N43 B20 A	133876	133058
N43 B20 A	133825	133058
N45 B20 A	133825	
N52 B25; N52 B25 A	133875	
N53 B30; N53 B30 A	133876	
N53 B30 A	133876	
N52 B25 A	133875	
N53 B30 A	133876	
N52 B30; N52 B30 A	133875	
N53 B30; N53 B30 A	133875	
N53 B30; N53 B30 A	133876	
N53 B30 A	133876	
N53 B30 A	133876	
N54 B30 A; N55 B30 A	133875	
N54 B30 A; N55 B30 A	133875	
N54 B30 A; N55 B30 A	133875	
M40 B18 C	133811	
M50 B(20 6 S2) Vanos; M50 B20; M50 B20 TU	133811	
M52 B25 (Vanos)	133804	
M50 B25; M50 B25 TU	133811	
M52 B28; M52 B28 TU	133804	
S50 B30	133811	
S50 B32	133804	
N42 B20; N46 B20	133825	
N46 B20 B	133825	
M54 226 S1; M54 B22	133804	
M54 226 S1; M54 B22	133825	
M52 B25 (Vanos)	133804	
M54 256 S5	133804	
M54 256 S5	133825	
M54 306 S3	133804	
M54 306 S3	133825	
S54 326 S4; S54 B32	133825	
N43 B20 A	133876	133058

Anwendungsliste

Application List



	Model	Type	Model year	ccm	Output	Cylinder
BMW	3 Cabriolet (E93)	320 i	03.2007 -	1995	KW 125 / PS 170	4
BMW	3 Cabriolet (E93)	320 i	03.2007 -	1995	KW 125 / PS 170	4
BMW	3 Cabriolet (E93)	320 i	03.2007 - 08.2007	1995	KW 110 / PS 149	4
BMW	3 Cabriolet (E93)	323 i	03.2007 -	2497	KW 130 / PS 177	6
BMW	3 Cabriolet (E93)	325 i	03.2007 -	2996	KW 160 / PS 218	6
BMW	3 Cabriolet (E93)	325 i	03.2007 -	2497	KW 160 / PS 218	6
BMW	3 Cabriolet (E93)	330 i	03.2007 -	2996	KW 200 / PS 272	6
BMW	3 Cabriolet (E93)	330 i	03.2007 -	2996	KW 200 / PS 272	6
BMW	3 Cabriolet (E93)	330 i	03.2007 -	2996	KW 190 / PS 258	6
BMW	3 Cabriolet (E93)	335 i	03.2007 -	2979	KW 225 / PS 306	6
BMW	3 Compact (E36)	323 ti	08.1997 - 08.2000	2494	KW 125 / PS 170	6
BMW	3 Compact (E46)	316 ti	06.2001 - 02.2005	1796	KW 85 / PS 115	4
BMW	3 Compact (E46)	316 ti	06.2002 - 02.2005	1596	KW 85 / PS 115	4
BMW	3 Compact (E46)	318 ti	09.2001 - 02.2005	1995	KW 105 / PS 143	4
BMW	3 Compact (E46)	325 ti	06.2001 - 02.2005	2494	KW 141 / PS 192	6
BMW	3 Compact (E46)	325 ti	06.2001 - 02.2005	2494	KW 141 / PS 192	6
BMW	3 Coupe (E36)	318 is	03.1992 - 10.1995	1796	KW 103 / PS 140	4
BMW	3 Coupe (E36)	318 is	09.1995 - 04.1999	1895	KW 103 / PS 140	4
BMW	3 Coupe (E36)	320 i	03.1992 - 04.1999	1991	KW 110 / PS 150	6
BMW	3 Coupe (E36)	320 i	03.1992 - 04.1999	1991	KW 110 / PS 150	6
BMW	3 Coupe (E36)	323 i	03.1995 - 04.1999	2494	KW 125 / PS 170	6
BMW	3 Coupe (E36)	325 i	03.1992 - 04.1999	2494	KW 141 / PS 192	6
BMW	3 Coupe (E36)	328 i	01.1995 - 04.1999	2793	KW 142 / PS 193	6
BMW	3 Coupe (E36)	M3 3.0	10.1992 - 01.1995	2990	KW 210 / PS 286	6
BMW	3 Coupe (E36)	M3 3.0	01.1995 - 10.1995	2990	KW 217 / PS 295	6
BMW	3 Coupe (E36)	M3 3.2	10.1995 - 04.1999	3201	KW 236 / PS 321	6
BMW	3 Coupe (E46)	316 Ci	06.2002 -	1596	KW 85 / PS 115	4
BMW	3 Coupe (E46)	318 Ci	09.2001 -	1995	KW 105 / PS 143	4
BMW	3 Coupe (E46)	318 Ci	03.2005 -	1995	KW 110 / PS 150	4
BMW	3 Coupe (E46)	320 Ci	08.1999 - 09.2000	1991	KW 110 / PS 150	6
BMW	3 Coupe (E46)	320 Ci	09.2000 -	2171	KW 125 / PS 170	6
BMW	3 Coupe (E46)	320 Ci	09.2000 -	2171	KW 125 / PS 170	6
BMW	3 Coupe (E46)	323 Ci	04.1999 - 09.2000	2494	KW 125 / PS 170	6
BMW	3 Coupe (E46)	325 Ci	09.2000 -	2494	KW 141 / PS 192	6
BMW	3 Coupe (E46)	325 Ci	09.2000 -	2494	KW 141 / PS 192	6
BMW	3 Coupe (E46)	328 Ci	04.1999 - 06.2000	2793	KW 142 / PS 193	6
BMW	3 Coupe (E46)	330 Ci	06.2000 -	2979	KW 170 / PS 231	6
BMW	3 Coupe (E46)	330 Ci	06.2000 -	2979	KW 170 / PS 231	6
BMW	3 Coupe (E46)	330 xi	06.2000 -	2979	KW 170 / PS 231	6
BMW	3 Coupe (E46)	M3 3.2	06.2000 -	3246	KW 252 / PS 343	6
BMW	3 Coupe (E46)	M3 CSL	06.2003 -	3246	KW 265 / PS 360	6
BMW	3 Coupe (E92)	318 i	03.2010 -	1995	KW 105 / PS 143	4
BMW	3 Coupe (E92)	320 i	03.2007 -	1995	KW 125 / PS 170	4
BMW	3 Coupe (E92)	320 i	11.2006 - 06.2007	1995	KW 110 / PS 150	4
BMW	3 Coupe (E92)	323 i	06.2006 -	2497	KW 130 / PS 177	6
BMW	3 Coupe (E92)	325 i	09.2006 -	2497	KW 160 / PS 218	6
BMW	3 Coupe (E92)	325 i	09.2007 -	2996	KW 160 / PS 218	6
BMW	3 Coupe (E92)	325 i xDrive	09.2008 -	2996	KW 160 / PS 218	6
BMW	3 Coupe (E92)	325 xi	09.2006 -	2497	KW 160 / PS 218	6
BMW	3 Coupe (E92)	325 xi	09.2007 -	2996	KW 160 / PS 218	6
BMW	3 Coupe (E92)	330 i	09.2006 -	2996	KW 200 / PS 272	6
BMW	3 Coupe (E92)	330 i	09.2006 -	2996	KW 200 / PS 272	6
BMW	3 Coupe (E92)	330 i	09.2006 -	2996	KW 190 / PS 258	6
BMW	3 Coupe (E92)	330 i xDrive	09.2008 -	2996	KW 200 / PS 272	6
BMW	3 Coupe (E92)	330 xi	09.2006 -	2996	KW 200 / PS 272	6
BMW	3 Coupe (E92)	335 i	09.2006 -	2979	KW 225 / PS 306	6
BMW	3 Coupe (E92)	335 i xDrive	09.2008 -	2979	KW 225 / PS 306	6
BMW	3 Coupe (E92)	335 xi	09.2006 -	2979	KW 225 / PS 306	6
BMW	3 Touring (E30)	318 i	09.1987 - 06.1991	1796	KW 85 / PS 115	4
BMW	3 Touring (E36)	320 i	01.1995 - 10.1999	1991	KW 110 / PS 150	6
BMW	3 Touring (E36)	323 i	09.1995 - 10.1999	2494	KW 125 / PS 170	6
BMW	3 Touring (E36)	328 i	01.1995 - 10.1999	2793	KW 142 / PS 193	6
BMW	3 Touring (E46)	316 i	03.2002 - 02.2005	1796	KW 85 / PS 115	4
BMW	3 Touring (E46)	316 i	06.2002 - 02.2005	1596	KW 85 / PS 115	4
BMW	3 Touring (E46)	318 i	09.2001 - 02.2005	1995	KW 105 / PS 143	4
BMW	3 Touring (E46)	320 i	10.1999 - 09.2000	1991	KW 110 / PS 150	6


Engine code



N43 B20 A	133825	133058
N43 B20 A	133876	133058
N46 B20; N46N B20 B	133825	
N52N B25 A	133875	
N53 B30; N53 B30 A	133876	
N52 B25; N52 B25 A	133875	
N53 B30; N53 B30 A	133875	
N53 B30; N53 B30 A	133876	
N52N B30 B	133875	
N54 B30 A; N54 B30 B; N55 B30 A	133875	
M52 B25 (Vanos)	133804	
N42 B18; N46 B18 A	133825	
N40 B16 A; N45 B16 A	133825	
N42 B20; N46 B20 A	133825	
M54 256 S5; M54 B25	133804	
M54 256 S5; M54 B25	133825	
M42 B18	133811	
M44 B19	133811	
M50 B(20 6 S1); M50 B(20 6 S2,S3) Vanos; M50 B20	133804	
M50 B(20 6 S1); M50 B(20 6 S2,S3) Vanos; M50 B20	133811	
M52 B25 (Vanos)	133804	
M50 B25; M50 B25 (Vanos); M50 B25 TU	133811	
M52 B28; M52 B28 TU	133804	
S50 B30	133811	
S50 B30	133811	
S50 B32	133804	
N45 B16 A	133825	
N42 B20; N46 B20	133825	
N46 B20 A	133825	
M52 B(20 6 S4); M52 B20	133804	
M54 226 S1; M54 B22	133804	
M54 226 S1; M54 B22	133825	
M52 B25 (Vanos)	133804	
M54 256 S5	133804	
M54 256 S5	133825	
M52 B28	133804	
M54 306 S3	133804	
M54 306 S3	133825	
M54 306 S3	133804	
M54 306 S3	133825	
S54 326 S4; S54 B32	133825	
S54 B32; S54N 326 S4	133825	
N43 B20 A	133876	133058
N43 B20 A	133876	133058
N46 B20 A; N46N B20 B	133825	
N52N B25 A	133875	
N52 B25; N52 B25 A; N52 B25 C	133875	
N53 B30; N53 B30 A	133876	
N53 B30 A	133876	
N52 B25 A; N52 B25 C	133875	
N53 B30 A	133876	
N53 B30; N53 B30 A	133875	
N53 B30; N53 B30 A	133876	
N52 B30 A	133875	
N53 B30 A	133876	
N52 B30 A	133876	
N54 B30 A; N55 B30 A	133875	
N54 B30 A; N55 B30 A	133875	
N54 B30 A; N55 B30 A	133875	
M40 B18		138093
M50 B20; M50 B20 TU; M52 B(20 6 S3) Vanos; M52 B20	133804	
M52 B25 (Vanos)	133804	
M52 B28; M52 B28 TU	133804	
N42 B18; N46 B18; N46 B18 A	133825	
N45 B16; N45 B16 A	133825	
N42 B20; N46 B20; N46 B20 A	133825	
M52 B(20 6 S3) Vanos; M52 B20	133804	

Anwendungsliste

Application List

	Model	Type	Model year	ccm	Output	Cylinder
BMW	3 Touring (E46)	320 i	09.2000 - 02.2005	2171	KW 125 / PS 170	6
BMW	3 Touring (E46)	320 i	09.2000 - 02.2005	2171	KW 125 / PS 170	6
BMW	3 Touring (E46)	325 i	09.2000 - 02.2005	2494	KW 141 / PS 192	6
BMW	3 Touring (E46)	325 i	09.2000 - 02.2005	2494	KW 141 / PS 192	6
BMW	3 Touring (E46)	325 xi	09.2000 - 02.2005	2494	KW 141 / PS 192	6
BMW	3 Touring (E46)	325 xi	09.2000 - 02.2005	2494	KW 141 / PS 192	6
BMW	3 Touring (E46)	328 i	10.1999 - 06.2000	2793	KW 142 / PS 193	6
BMW	3 Touring (E46)	330 i	06.2000 - 02.2005	2979	KW 170 / PS 231	6
BMW	3 Touring (E46)	330 i	06.2000 - 02.2005	2979	KW 170 / PS 231	6
BMW	3 Touring (E46)	330 xi	06.2000 - 02.2005	2979	KW 170 / PS 231	6
BMW	3 Touring (E46)	330 xi	06.2000 - 02.2005	2979	KW 170 / PS 231	6
BMW	3 Touring (E91)	316 i	09.2007 -	1599	KW 90 / PS 122	4
BMW	3 Touring (E91)	318 i	09.2007 -	1995	KW 100 / PS 136	4
BMW	3 Touring (E91)	318 i	01.2006 -	1995	KW 95 / PS 129	4
BMW	3 Touring (E91)	318 i	09.2007 -	1995	KW 105 / PS 143	4
BMW	3 Touring (E91)	320 i	09.2005 -	1995	KW 110 / PS 150	4
BMW	3 Touring (E91)	320 i	09.2007 -	1995	KW 125 / PS 170	4
BMW	3 Touring (E91)	325 i	01.2012 -	2996	KW 155 / PS 211	6
BMW	3 Touring (E91)	325 i	09.2005 -	2497	KW 160 / PS 218	6
BMW	3 Touring (E91)	325 i	09.2007 -	2996	KW 160 / PS 218	6
BMW	3 Touring (E91)	325 i xDrive	09.2008 -	2996	KW 160 / PS 218	6
BMW	3 Touring (E91)	325 xi	09.2005 -	2497	KW 160 / PS 218	6
BMW	3 Touring (E91)	325 xi	09.2007 -	2996	KW 160 / PS 218	6
BMW	3 Touring (E91)	330 i	09.2005 -	2996	KW 190 / PS 258	6
BMW	3 Touring (E91)	330 i	09.2007 -	2996	KW 200 / PS 272	6
BMW	3 Touring (E91)	330 i xDrive	09.2008 -	2996	KW 200 / PS 272	6
BMW	3 Touring (E91)	330 xi	09.2007 -	2996	KW 200 / PS 272	6
BMW	3 Touring (E91)	335 i	09.2006 -	2979	KW 225 / PS 306	6
BMW	3 Touring (E91)	335 i xDrive	09.2008 -	2979	KW 225 / PS 306	6
BMW	3 Touring (E91)	335 xi	09.2007 -	2979	KW 225 / PS 306	6
BMW	5 (E12)	518	07.1974 - 05.1981	1766	KW 66 / PS 90	4
BMW	5 (E12)	518 i	08.1979 - 08.1981	1776	KW 75 / PS 102	4
BMW	5 (E28)	518	06.1981 - 08.1984	1766	KW 66 / PS 90	4
BMW	5 (E28)	518 i	09.1981 - 08.1984	1776	KW 75 / PS 102	4
BMW	5 (E28)	520 i	06.1981 - 12.1987	1990	KW 92 / PS 125	6
BMW	5 (E28)	520 i	08.1985 - 12.1987	1990	KW 95 / PS 129	6
BMW	5 (E28)	525 i	06.1981 - 12.1987	2495	KW 110 / PS 150	6
BMW	5 (E28)	528 i	06.1981 - 12.1987	2788	KW 135 / PS 184	6
BMW	5 (E34)	520 i	01.1988 - 08.1991	1990	KW 95 / PS 129	6
BMW	5 (E34)	520 i 24V	09.1989 - 09.1995	1991	KW 110 / PS 150	6
BMW	5 (E34)	525 i	01.1988 - 08.1991	2494	KW 125 / PS 170	6
BMW	5 (E34)	525 i 24V	09.1989 - 09.1995	2494	KW 141 / PS 192	6
BMW	5 (E34)	525 iX 24V	10.1991 - 09.1995	2494	KW 141 / PS 192	6
BMW	5 (E34)	530 i	01.1988 - 08.1991	2986	KW 138 / PS 188	6
BMW	5 (E34)	530 i V8	09.1992 - 09.1995	2997	KW 160 / PS 218	8
BMW	5 (E34)	540 i V8	09.1992 - 09.1995	3982	KW 210 / PS 286	8
BMW	5 (E34)	M 3.6	10.1988 - 05.1992	3535	KW 232 / PS 315	6
BMW	5 (E34)	M 3.6 KAT	10.1988 - 05.1992	3535	KW 232 / PS 315	6
BMW	5 (E34)	M 3.8	03.1992 - 09.1995	3795	KW 250 / PS 340	6
BMW	5 (E39)	520 i	01.1996 - 09.2000	1991	KW 110 / PS 150	6
BMW	5 (E39)	520 i	04.1999 - 06.2003	1991	KW 100 / PS 136	6
BMW	5 (E39)	520 i	09.2000 - 06.2003	2171	KW 125 / PS 170	6
BMW	5 (E39)	520 i	09.2000 - 06.2003	2171	KW 125 / PS 170	6
BMW	5 (E39)	523 i	11.1995 - 09.2000	2494	KW 125 / PS 170	6
BMW	5 (E39)	525 i	09.2000 - 06.2003	2494	KW 141 / PS 192	6
BMW	5 (E39)	525 i	09.2000 - 06.2003	2494	KW 141 / PS 192	6
BMW	5 (E39)	528 i	11.1995 - 09.2000	2793	KW 142 / PS 193	6
BMW	5 (E39)	530 i	09.2000 - 06.2003	2979	KW 170 / PS 231	6
BMW	5 (E39)	530 i	09.2000 - 06.2003	2979	KW 170 / PS 231	6
BMW	5 (E39)	535 i	04.1996 - 03.1999	3498	KW 173 / PS 235	8
BMW	5 (E39)	535 i	04.1999 - 06.2003	3498	KW 180 / PS 245	8
BMW	5 (E39)	540 i	04.1996 - 06.2003	4398	KW 210 / PS 286	8
BMW	5 (E39)	M 4.9	10.1998 - 06.2003	4941	KW 294 / PS 400	8
BMW	5 (E60)	520 i	07.2003 - 03.2010	2171	KW 125 / PS 170	6
BMW	5 (E60)	520 i	09.2007 - 03.2010	1995	KW 125 / PS 170	4
BMW	5 (E60)	523 i	07.2005 - 03.2010	2497	KW 130 / PS 177	6
BMW	5 (E60)	523 i	01.2007 - 03.2010	2497	KW 140 / PS 190	6


Engine code



M54 226 S1; M54 B22	133804	
M54 226 S1; M54 B22	133825	
M54 256 S5; M54 B25	133804	
M54 256 S5; M54 B25	133825	
M54 256 S5	133804	
M54 256 S5	133825	
M52 B28	133804	
M54 306 S3; M54 B30	133804	
M54 306 S3; M54 B30	133825	
M54 306 S3	133804	
M54 306 S3	133825	
N43 B16 A	133876	133058
N46 B20 B	133876	
N46 B20; N46 B20 B	133825	
N43 B20 A	133876	133058
N46 B20; N46 B20 A; N46 B20 C	133825	
N43 B20 A	133876	133058
N53 B30 A	133876	
N52 B25; N52 B25 A; N52 B25 C	133875	
N53 B30; N53 B30 A	133876	
N53 B30 A	133876	
N52 B25 C	133875	
N53 B30 A	133876	
N52 B30; N52 B30 A	133875	
N53 B30	133876	
N53 B30 A	133876	
N53 B30 A	133876	
N54 B30 A; N55 B30 A	133875	
N54 B30 A; N55 B30 A	133875	
N54 B30 A; N55 B30 A	133875	
M10 B18		138001
		138001
M10 B18		138001
		138001
M20 B20		138001
M20 B20		138001
M20 B25E		138001
M30 B28		138001
M20 B20	133811	
M50 B(20 6 S1); M50 B(20 6 S2) Vanos; M50 B20	133811	
M20 B25	133811	
M50 B25; M50 B25 TU; M52 B25 (Vanos)	133811	
M52 B25 (Vanos)	133811	
M30 B30	133811	
M60 B30	133811	
M60 B40	133811	
S38 B36	133811	
S38 B36	133811	
S38 B38	133811	
M52 B(20 6 S3) Vanos; M52 B(20 6 S4); M52 B20	133804	
M52 B(20 6 S3) Vanos	133804	
M54 B22	133804	
M54 B22	133825	
M52 B25 (Vanos); M52 B25 TU	133804	
M54 256 S5; M54 B25	133804	
M54 256 S5; M54 B25	133825	
M52 B28; M52 B28 TU	133804	
M54 306 S3; M54 B30	133804	
M54 306 S3; M54 B30	133825	
M62 B(35 8 S1); M62 B35	133804	
M62 B(35 8 S2); M62 B35 TU	133804	
M62 448 S2; M62 B44; M62 B44 TU	133804	
S38 B49; S62 B50	133804	
M54 226 S1; M54 B22	133825	
N43 B20 A	133876	133058
N52 B25; N52 B25 A	133875	
N52 B25 A	133875	

Anwendungsliste

Application List

	Model	Type	Model year	ccm	Output	Cylinder
BMW	5 (E60)	523 i	01.2007 - 03.2010	2497	KW 140 / PS 190	6
BMW	5 (E60)	525 i	09.2003 - 03.2010	2494	KW 141 / PS 192	6
BMW	5 (E60)	525 i	07.2005 - 03.2010	2497	KW 160 / PS 218	6
BMW	5 (E60)	525 i	01.2007 - 03.2010	2996	KW 160 / PS 218	6
BMW	5 (E60)	525 i xDrive	09.2008 - 03.2010	2996	KW 160 / PS 218	6
BMW	5 (E60)	525 xi	01.2007 - 03.2010	2996	KW 160 / PS 218	6
BMW	5 (E60)	530 i	07.2003 - 03.2010	2979	KW 170 / PS 231	6
BMW	5 (E60)	530 i	07.2005 - 03.2010	2996	KW 190 / PS 258	6
BMW	5 (E60)	530 i	01.2007 - 03.2010	2996	KW 200 / PS 272	6
BMW	5 (E60)	530 i xDrive	09.2008 - 03.2010	2996	KW 200 / PS 272	6
BMW	5 (E60)	530 xi	07.2005 - 03.2010	2996	KW 190 / PS 258	6
BMW	5 (E60)	530 xi	01.2007 - 03.2010	2996	KW 200 / PS 272	6
BMW	5 (E60)	540 i	07.2005 - 03.2010	4000	KW 225 / PS 306	8
BMW	5 (E60)	545 i	09.2003 - 03.2010	4398	KW 245 / PS 333	8
BMW	5 (E60)	550 i	07.2005 - 03.2010	4799	KW 270 / PS 367	8
BMW	5 (F10)	523 i	03.2010 -	2996	KW 150 / PS 204	6
BMW	5 (F10)	528 i	03.2010 -	2996	KW 190 / PS 258	6
BMW	5 (F10)	528 i	03.2010 -	2996	KW 190 / PS 258	6
BMW	5 (F10)	530 i	09.2011 -	2996	KW 200 / PS 272	6
BMW	5 (F10)	550 i	03.2010 -	4395	KW 300 / PS 408	8
BMW	5 (F10)	550 i xDrive	09.2010 -	4395	KW 300 / PS 408	8
BMW	5 (F10)	M	06.2011 -	4395	KW 412 / PS 560	8
BMW	5 GRAN TURISMO (F07)	550 i	10.2009 -	4395	KW 300 / PS 408	8
BMW	5 GRAN TURISMO (F07)	550 i xDrive	09.2010 -	4395	KW 300 / PS 408	8
BMW	5 Touring (E34)	520 i	11.1991 - 01.1997	1991	KW 110 / PS 150	6
BMW	5 Touring (E34)	525 i	11.1991 - 01.1997	2494	KW 141 / PS 192	6
BMW	5 Touring (E34)	525 ix	02.1992 - 01.1997	2494	KW 141 / PS 192	6
BMW	5 Touring (E34)	530 i V8	09.1992 - 01.1997	2997	KW 160 / PS 218	8
BMW	5 Touring (E34)	540 i	09.1993 - 01.1997	3982	KW 210 / PS 286	8
BMW	5 Touring (E34)	M 3.8	09.1994 - 01.1997	3795	KW 250 / PS 340	6
BMW	5 Touring (E39)	520 i	01.1997 - 09.2000	1991	KW 110 / PS 150	6
BMW	5 Touring (E39)	520 i	04.1999 - 05.2004	1991	KW 100 / PS 136	6
BMW	5 Touring (E39)	520 i	09.2000 - 05.2004	2171	KW 125 / PS 170	6
BMW	5 Touring (E39)	520 i	09.2000 - 05.2004	2171	KW 125 / PS 170	6
BMW	5 Touring (E39)	523 i	01.1997 - 09.2000	2494	KW 125 / PS 170	6
BMW	5 Touring (E39)	525 i	09.2000 - 05.2004	2494	KW 141 / PS 192	6
BMW	5 Touring (E39)	525 i	09.2000 - 05.2004	2494	KW 141 / PS 192	6
BMW	5 Touring (E39)	528 i	01.1997 - 09.2000	2793	KW 142 / PS 193	6
BMW	5 Touring (E39)	530 i	09.2000 - 05.2004	2979	KW 170 / PS 231	6
BMW	5 Touring (E39)	530 i	09.2000 - 05.2004	2979	KW 170 / PS 231	6
BMW	5 Touring (E39)	540 i	01.1997 - 05.2004	4398	KW 210 / PS 286	8
BMW	5 Touring (E61)	520 i	09.2007 -	1995	KW 125 / PS 170	4
BMW	5 Touring (E61)	523 i	07.2005 -	2497	KW 130 / PS 177	6
BMW	5 Touring (E61)	523 i	01.2007 -	2497	KW 140 / PS 190	6
BMW	5 Touring (E61)	525 i	06.2004 -	2494	KW 141 / PS 192	6
BMW	5 Touring (E61)	525 i	07.2005 -	2497	KW 160 / PS 218	6
BMW	5 Touring (E61)	525 i	01.2007 -	2996	KW 160 / PS 218	6
BMW	5 Touring (E61)	525 i xDrive	09.2008 -	2996	KW 160 / PS 218	6
BMW	5 Touring (E61)	525 xi	01.2007 -	2996	KW 160 / PS 218	6
BMW	5 Touring (E61)	530 i	06.2004 -	2979	KW 170 / PS 231	6
BMW	5 Touring (E61)	530 i	07.2005 -	2996	KW 190 / PS 258	6
BMW	5 Touring (E61)	530 i	01.2007 -	2996	KW 200 / PS 272	6
BMW	5 Touring (E61)	530 i	01.2007 -	2996	KW 200 / PS 272	6
BMW	5 Touring (E61)	530 i xDrive	09.2008 -	2996	KW 200 / PS 272	6
BMW	5 Touring (E61)	530 xi	07.2005 -	2996	KW 190 / PS 258	6
BMW	5 Touring (E61)	530 xi	01.2007 -	2996	KW 200 / PS 272	6
BMW	5 Touring (E61)	545 i	06.2004 -	4398	KW 245 / PS 333	8
BMW	5 Touring (E61)	550 i	07.2005 -	4799	KW 270 / PS 367	8
BMW	5 Touring (F11)	523 i	09.2010 -	2996	KW 150 / PS 204	6
BMW	5 Touring (F11)	528 i	09.2010 -	2996	KW 190 / PS 258	6
BMW	5 Touring (F11)	528 i	09.2010 -	2996	KW 190 / PS 258	6
BMW	5 Touring (F11)	530 i	09.2011 -	2996	KW 200 / PS 272	6
BMW	5 Touring (F11)	550 i	09.2010 -	4395	KW 300 / PS 408	8
BMW	6 (E24)	628 CSi	09.1979 - 08.1987	2788	KW 135 / PS 184	6
BMW	6 (E63)	630 i	09.2004 -	2996	KW 190 / PS 258	6
BMW	6 (E63)	630 i	07.2007 -	2996	KW 200 / PS 272	6
BMW	6 (E63)	645 Ci	01.2004 -	4398	KW 245 / PS 333	8


Engine code



N52 B25 A	133876		
M54 256 S5; M54 B25	133825		
N52 B25; N52 B25 A	133875		
N53 B30; N53 B30 A	133876		
N53 B30 A	133876		
N53 B30 A	133876		
M54 306 S3; M54 B30	133825		
N52 B30; N52 B30 A	133875		
N53 B30; N53 B30 A	133876		
N53 B30 A	133876		
N52 B30 A	133875		
N53 B30 A	133876		
N62 B40 A	133825		
N62 B44	133825		
N62 B48 B	133825		
N53 B30 A	133876		
N53 B30 A	133875		
N53 B30 A	133876		
N53 B30 A	133876		
N63 B44 A	133875	133058	
N63 B44 A	133875	133058	
S63 B44 A	133875		
N63 B44 A	133875	133058	
N63 B44 A	133875	133058	
M50 B(20 6 S1); M50 B(20 6 S2) Vanos; M50 B20;	133811		
M50 B25; M50 B25 TU	133811		
M50 B25; M52 B25 (Vanos)	133811		
M60 B30	133811		
M60 B40	133811		
S38 B38	133811		
M52 B(20 6 S3) Vanos; M52 B(20 6 S4); M52 B20	133804		
M52 B(20 6 S3) Vanos	133804		
M54 B22	133804		
M54 B22	133825		
M52 B25 (Vanos); M52 B25 TU	133804		
M54 256 S5; M54 B25	133804		
M54 256 S5; M54 B25	133825		
M52 B28; M52 B28 TU	133804		
M54 306 S3; M54 B30	133804		
M54 306 S3; M54 B30	133825		
M62 448 S2; M62 B44; M62 B44 TU	133804		
N43 B20 A	133876	133058	
N52 B25; N52 B25 A	133875		
N52 B25 A	133876		
M54 256 S5; M54 B25	133825		
N52 B25; N52 B25 A	133875		
N53 B30; N53 B30 A	133876		
N53 B30 A	133876		
N53 B30 A	133876		
M54 306 S3; M54 B30	133825		
N52 B30; N52 B30 A	133875		
N53 B30; N53 B30 A	133875		
N53 B30; N53 B30 A	133876		
N53 B30 A	133876		
N52 B30 A	133875		
N53 B30 A	133876		
N62 B44	133825		
N62 B48 A; N62 B48 B	133825		
N53 B30 A	133876		
N53 B30 A	133875		
N53 B30 A	133876		
N53 B30 A	133876		
N53 B30 A	133876		
N63 B44 A	133875	133058	
M30 B28		138001	
N52 B30; N52 B30 A	133875		
N53 B30	133876		
N62 B44; N62 B44 A	133825		

Anwendungsliste

Application List

	Model	Type	Model year	ccm	Output	Cylinder
BMW	6 (E63)	650 i	07.2005 -	4799	KW 270 / PS 367	8
BMW	6 Cabriolet (E64)	630 i	09.2004 -	2996	KW 190 / PS 258	6
BMW	6 Cabriolet (E64)	630 i	07.2007 -	2996	KW 200 / PS 272	6
BMW	6 Cabriolet (E64)	645 Ci	04.2004 -	4398	KW 245 / PS 333	8
BMW	6 Cabriolet (E64)	650 i	07.2005 -	4799	KW 270 / PS 367	8
BMW	6 Cabriolet (F12)	650 i	03.2011 -	4395	KW 300 / PS 408	8
BMW	6 Cabriolet (F12)	650 i xDrive	06.2011 -	4395	KW 300 / PS 407	8
BMW	6 Coupe (F13)	650 i	11.2010 -	4395	KW 300 / PS 407	8
BMW	6 Coupe (F13)	650 i xDrive	06.2011 -	4395	KW 300 / PS 408	8
BMW	7 (E23)	728 i	07.1978 - 08.1986	2788	KW 135 / PS 184	6
BMW	7 (E32)	730 i,iL	12.1986 - 09.1994	2986	KW 145 / PS 197	6
BMW	7 (E32)	730 i,iL	12.1986 - 09.1994	2986	KW 138 / PS 188	6
BMW	7 (E32)	730 i,iL V8	04.1992 - 09.1994	2997	KW 160 / PS 218	8
BMW	7 (E32)	740 i,iL V8	04.1992 - 09.1994	3982	KW 210 / PS 286	8
BMW	7 (E32)	750 i,iL V12	09.1987 - 09.1994	4988	KW 220 / PS 300	12
BMW	7 (E38)	728 i,iL	08.1995 - 11.2001	2793	KW 142 / PS 193	6
BMW	7 (E38)	728i X	11.1995 - 09.2001	2793	KW 142 / PS 193	6
BMW	7 (E38)	730 i,iL	10.1994 - 11.2001	2997	KW 155 / PS 211	8
BMW	7 (E38)	730 i,iL	10.1994 - 11.2001	2997	KW 160 / PS 218	8
BMW	7 (E38)	735 i,iL	01.1996 - 11.2001	3498	KW 173 / PS 235	8
BMW	7 (E38)	740 i,iL	10.1994 - 11.2001	3982	KW 210 / PS 286	8
BMW	7 (E38)	740 i,iL	01.1996 - 11.2001	4398	KW 210 / PS 286	8
BMW	7 (E38)	750 i,iL	12.1994 - 11.2001	5379	KW 240 / PS 326	12
BMW	7 (E65, E66)	730 i,Li	03.2003 -	2979	KW 170 / PS 231	6
BMW	7 (E65, E66)	730 i,Li	03.2005 -	2996	KW 190 / PS 258	6
BMW	7 (E65, E66)	735 i	03.2005 -	3999	KW 225 / PS 306	8
BMW	7 (E65, E66)	735 i,Li	11.2001 -	3600	KW 200 / PS 272	8
BMW	7 (E65, E66)	740 i,Li	07.2005 -	4000	KW 225 / PS 306	8
BMW	7 (E65, E66)	745 i,Li	11.2001 -	4398	KW 245 / PS 333	8
BMW	7 (E65, E66)	750 i,Li	07.2005 -	4799	KW 270 / PS 367	8
BMW	7 (E65, E66)	760 i,Li	01.2003 -	5972	KW 327 / PS 445	12
BMW	7 (F01, F02, F03, F04)	730 i	06.2008 -	2996	KW 190 / PS 258	6
BMW	7 (F01, F02, F03, F04)	740 i	10.2008 -	2979	KW 240 / PS 326	6
BMW	7 (F01, F02, F03, F04)	750 i	10.2008 -	4395	KW 300 / PS 408	8
BMW	7 (F01, F02, F03, F04)	750 i xDrive	09.2009 -	4395	KW 300 / PS 408	8
BMW	7 (F01, F02, F03, F04)	760 i	09.2009 -	5972	KW 400 / PS 544	12
BMW	7 (F01, F02, F03, F04)	ActiveHybrid	10.2010 -	4395	KW 342 / PS 465	8
BMW	7 (F01, F02, F03, F04)	ActiveHybrid	10.2010 -	4395	KW 330 / PS 449	8
BMW	8 (E31)	840 Ci	01.1996 - 12.1999	4398	KW 210 / PS 286	8
BMW	8 (E31)	840 i	02.1993 - 02.1996	3982	KW 210 / PS 286	8
BMW	8 (E31)	850 Ci	09.1994 - 12.1999	5379	KW 240 / PS 326	12
BMW	8 (E31)	850 CSi	04.1993 - 12.1996	5576	KW 280 / PS 380	12
BMW	8 (E31)	850 i,Ci	04.1990 - 10.1994	4988	KW 220 / PS 300	12
BMW	X1 (E84)	sDrive 18 i	01.2010 -	1995	KW 110 / PS 150	4
BMW	X1 (E84)	xDrive 25 i	01.2010 -	2996	KW 160 / PS 218	6
BMW	X1 (E84)	xDrive 28 i	10.2009 -	2996	KW 190 / PS 258	6
BMW	X3 (E83)	2.0 i	07.2005 -	1995	KW 110 / PS 150	4
BMW	X3 (E83)	2.5 i	01.2004 -	2494	KW 141 / PS 192	6
BMW	X3 (E83)	2.5 si	09.2006 -	2497	KW 160 / PS 218	6
BMW	X3 (E83)	3.0 i	01.2004 -	2979	KW 170 / PS 231	6
BMW	X3 (E83)	3.0 si	09.2006 -	2996	KW 200 / PS 272	6
BMW	X3 (E83)	xDrive 20 i	09.2008 -	1995	KW 110 / PS 150	4
BMW	X3 (E83)	xDrive 25 i	09.2008 -	2497	KW 160 / PS 218	6
BMW	X3 (E83)	xDrive 30 i	09.2008 -	2996	KW 200 / PS 272	6
BMW	X3 (E83)	xDrive 30 i	09.2008 -	2996	KW 200 / PS 272	6
BMW	X3 (F25)	xDrive 28 i	04.2011 -	2996	KW 190 / PS 258	6
BMW	X5 (E53)	3.0 i	05.2000 -	2979	KW 163 / PS 222	6
BMW	X5 (E53)	3.0 i	05.2000 -	2979	KW 170 / PS 231	6
BMW	X5 (E53)	3.0 i	05.2000 -	2979	KW 170 / PS 231	6
BMW	X5 (E53)	4.4 i	05.2000 -	4398	KW 210 / PS 286	8
BMW	X5 (E53)	4.4 i	12.2003 -	4398	KW 235 / PS 320	8
BMW	X5 (E53)	4.6 is	02.2002 -	4619	KW 255 / PS 347	8
BMW	X5 (E53)	4.8 is	04.2004 -	4799	KW 265 / PS 360	8
BMW	X5 (E70)	3.0 si	02.2007 - 09.2008	2996	KW 200 / PS 272	6
BMW	X5 (E70)	4.8 i	02.2007 - 09.2008	4799	KW 261 / PS 355	8
BMW	X5 (E70)	M	09.2009 -	4395	KW 408 / PS 555	8


Engine code



N62 B48 B	133825		
N52 B30; N52 B30 A	133875		
N53 B30	133876		
N62 B44; N62 B44 A	133825		
N62 B48 B	133825		
N63 B44 A	133875	133058	
N63 B44 A	133875	133058	
N63 B44 A	133875	133058	
N63 B44 A	133875	133058	
M30 B28		138001	
M30 B30	133811		
M30 B30	133811		
M60 B30	133811		
M60 B40	133811		
M70 B50	133811		
M52 B28; M52 B28 TU	133804		
M52 B28 GG; M52 B28 TU	133804		
M60 B30	133811		
M60 B30	133811		
M62 B(35 8 S1); M62 B35	133804		
M60 B40	133811		
M62 448 S2; M62 B44; M62 B44 TU	133804		
M73 B54	133804		
M54 306 S3; M54 B30	133825		
N52 B30; N52 B30 A	133875		
N62 B40 A	133825		
N62 B36	133825		
N62 B40 A	133825		
N62 B44; N62 B44 A	133825		
N62 B48 B	133825		
N73 B60	133825		
N52 B30 A; N52 B30 BF	133875		
N54 B30 A	133875		
N63 B44 A	133875	133058	
N63 B44 A	133875	133058	
N74 B60 A	133875	133058	
N63 B44 A	133875	133058	
N63 B44 A	133875	133058	
M62 B44; M62 B44 TU	133804		
M60 B40	133811		
M73 B54	133804		
M70 B56	133811		
M70 B50	133811		
N46 B20 B	133825		
N52 B30 A	133875		
N52 B30 A	133875		
N46 B20; N46 B20 A	133825		
M54 256 S5; M54 B25	133825		
N52 B25 A	133875		
M54 306 S3; M54 B30	133825		
N52 B30 A	133875		
N46 B20 B	133825		
N52 B25 A	133875		
N52 B30 A	133825		
N52 B30 A	133875		
N52 B30 A	133875		
M54 306 S3	133804		
M54 306 S3	133825		
M54 306 S3; M54 B30	133804		
M54 306 S3; M54 B30	133825		
M62 B44; M62 B44 TU	133804		
N62 B44; N62 B44 A	133825		
M62 B46; M67 468 S1	133804		
N62 B48 A	133825		
N52 B30; N52 B30 A	133875		
N62 B48 B	133825		
S63 B44 A	133875	133058	

Anwendungsliste

Application List

	Model	Type	Model year	ccm	Output	Cylinder
BMW	X5 (E70)	xDrive 30 i	09.2008 - 03.2010	2996	KW 200 / PS 272	6
BMW	X5 (E70)	xDrive 48 i	09.2008 -	4799	KW 261 / PS 355	8
BMW	X5 (E70)	xDrive 50 i	06.2010 -	4395	KW 300 / PS 408	8
BMW	X6 (E71, E72)	35 i	05.2008 -	2979	KW 225 / PS 306	6
BMW	X6 (E71, E72)	50 i	05.2008 -	4395	KW 300 / PS 408	8
BMW	X6 (E71, E72)	ActiveHybrid	10.2010 -	4395	KW 357 / PS 485	8
BMW	X6 (E71, E72)	M	09.2009 -	4395	KW 408 / PS 555	8
BMW	X6 (E71, E72)	xDrive 35 i	09.2008 -	2979	KW 225 / PS 306	6
BMW	X6 (E71, E72)	xDrive 50 i	09.2008 -	4395	KW 300 / PS 408	8
BMW	Z1	2.5	06.1988 - 06.1991	2494	KW 125 / PS 170	6
BMW	Z3 (E36)	2.2	08.2000 - 01.2003	2171	KW 125 / PS 170	6
BMW	Z3 (E36)	2.8	04.1997 - 06.2000	2793	KW 141 / PS 192	6
BMW	Z3 (E36)	2.0	04.1999 - 01.2003	1991	KW 110 / PS 150	6
BMW	Z3 (E36)	3.0	06.2000 - 01.2003	2979	KW 170 / PS 231	6
BMW	Z3 (E36)	M 3.2	03.1997 - 06.2001	3201	KW 236 / PS 321	6
BMW	Z3 (E36)	M 3.2	06.2001 - 01.2003	3246	KW 239 / PS 325	6
BMW	Z3 (E36)	M 3.2	06.2001 - 01.2003	3246	KW 239 / PS 325	6
BMW	Z3 Coupe (E36)	2.8	07.1997 - 06.2000	2793	KW 141 / PS 192	6
BMW	Z3 Coupe (E36)	3.0	06.2000 - 06.2003	2979	KW 170 / PS 231	6
BMW	Z3 Coupe (E36)	M	02.1998 - 06.2001	3201	KW 236 / PS 321	6
BMW	Z3 Coupe (E36)	M	06.2001 - 06.2003	3246	KW 239 / PS 325	6
BMW	Z3 Coupe (E36)	M	06.2001 - 06.2003	3246	KW 239 / PS 325	6
BMW	Z4 (E85)	2.0 i	04.2005 -	1995	KW 110 / PS 150	4
BMW	Z4 (E85)	2.2 i	10.2003 -	2171	KW 125 / PS 170	6
BMW	Z4 (E85)	2.5 i	02.2003 -	2494	KW 141 / PS 192	6
BMW	Z4 (E85)	2.5 i	01.2006 -	2497	KW 130 / PS 177	6
BMW	Z4 (E85)	2.5 si	01.2006 -	2497	KW 160 / PS 218	6
BMW	Z4 (E85)	3.0 i	02.2003 -	2979	KW 170 / PS 231	6
BMW	Z4 (E85)	3.0 si	01.2006 -	2996	KW 195 / PS 265	6
BMW	Z4 (E85)	M	03.2006 -	3246	KW 252 / PS 343	6
BMW	Z4 (E89)	sDrive 23 i	05.2009 -	2497	KW 150 / PS 204	6
BMW	Z4 (E89)	sDrive 30 i	05.2009 -	2996	KW 190 / PS 258	6
BMW	Z4 (E89)	sDrive 35 i	05.2009 -	2979	KW 225 / PS 306	6
BMW	Z4 (E89)	sDrive 35 is	09.2010 -	2979	KW 250 / PS 340	6
BMW	Z4 Coupe (E86)	3.0 si	03.2006 -	2996	KW 195 / PS 265	6
BMW	Z4 Coupe (E86)	M	03.2006 -	3246	KW 252 / PS 343	6
BMW	Z8 (E52)	4.9	06.2000 - 06.2003	4941	KW 294 / PS 400	8
BUICK	LUCERNE Stufenheck	3.9	09.2008 - 12.2010	3880	KW 169 / PS 230	6
BUICK	RENDEZVOUS	3.5	09.2005 - 12.2006	3490	KW 146 / PS 199	6
BUICK	RENDEZVOUS	3.5 AWD	09.2005 - 12.2006	3490	KW 146 / PS 199	6
BUICK	TERRAZA	3.5	09.2004 - 12.2005	3490	KW 149 / PS 203	6
BUICK	TERRAZA	3.5 AWD	09.2004 - 12.2005	3490	KW 149 / PS 203	6
CADILLAC	CTS	3.2	03.2002 - 09.2007	3175	KW 160 / PS 218	6
CADILLAC	CTS	3.2	03.2002 - 09.2007	3175	KW 160 / PS 218	6
CADILLAC	CTS	3.6	03.2005 - 09.2007	3564	KW 189 / PS 257	6
CADILLAC	CTS	2.8	03.2005 - 09.2007	2792	KW 158 / PS 215	6
CADILLAC	SRX	3.6	07.2004 - 12.2008	3564	KW 190 / PS 258	6
CADILLAC	SRX	3.6 Heckantrieb	01.2004 - 12.2008	3564	KW 190 / PS 258	6
CADILLAC	STS	3.6	05.2005 -	3564	KW 189 / PS 257	6
CHEVROLET	ASTRO Bus	4.3	10.1994 - 05.2005	4296	KW 142 / PS 193	6
CHEVROLET	ASTRO Bus	4.3 AWD	10.1994 - 05.2005	4296	KW 142 / PS 193	6
CHEVROLET	ASTRO Kasten	4.3	10.1994 - 09.1995	4296	KW 127 / PS 173	6
CHEVROLET	ASTRO Kasten	4.3	10.1994 - 05.2005	4296	KW 142 / PS 193	6
CHEVROLET	ASTRO Kasten	4.3 AWD	10.1994 - 05.2005	4296	KW 142 / PS 193	6
CHEVROLET	AVEO Schrägheck (T250, T255)	1.2	04.2008 -	1206	KW 62 / PS 84	4
CHEVROLET	AVEO Schrägheck (T250, T255)	1.2	10.2008 -	1150	KW 53 / PS 72	4
CHEVROLET	AVEO Schrägheck (T250, T255)	1.4	04.2008 -	1399	KW 74 / PS 101	4
CHEVROLET	AVEO Stufenheck (T250, T255)	1.2	01.2008 -	1206	KW 62 / PS 84	4
CHEVROLET	AVEO Stufenheck (T250, T255)	1.2	03.2006 -	1150	KW 53 / PS 72	4
CHEVROLET	AVEO Stufenheck (T250, T255)	1.4	03.2006 -	1399	KW 69 / PS 94	4
CHEVROLET	AVEO Stufenheck (T250, T255)	1.4	01.2008 -	1399	KW 74 / PS 101	4
CHEVROLET	AVEO Stufenheck (T250, T255)	1.5	05.2005 -	1498	KW 62 / PS 84	4
CHEVROLET	C2500 Pick-up	5.7 RC	10.1996 - 04.2000	5733	KW 190 / PS 258	8
CHEVROLET	C2500 Pick-up	5.7 RC AWD	10.1996 - 04.2000	5733	KW 186 / PS 253	8
CHEVROLET	CAMARO '98	5.7	07.1998 - 12.2002	5666	KW 212 / PS 288	8
CHEVROLET	CORSA PICK UP	1.6	08.2001 -	1598	KW 62 / PS 84	4
CHEVROLET	EQUINOX	3.4	09.2004 - 12.2007	3350	KW 138 / PS 188	6


Engine code



N52 B30 A	133875	
N62 B48 B	133825	
N63 B44 A	133875	133058
N54 B30 A	133875	
N63 B44 A	133875	
N63 B44 A	133875	133058
S63 B44 A	133875	133058
N54 B30 A; N55 B30 A	133875	
N63 B44 A	133875	133058
M20 B25	133811	
M54 226 S1; M54 B22	133804	
M52 B28; M52 B28 TU	133804	
M52 B(20 6 S4); M52 B20	133804	
M54 306 S3; M54 B30	133804	
S50 B32	133804	
S54 B32; S54 B32 (32 6 S4)	133804	
S54 B32; S54 B32 (32 6 S4)	133825	
M52 B28	133804	
M54 306 S3	133804	
S50 B32	133804	
S54 326 S4; S54 B32	133804	
S54 326 S4; S54 B32	133825	
N46 B20; N46 B20 A	133825	
M54 226 S1; M54 B22	133825	
M54 256 S5; M54 B25	133825	
N52 B25 A	133875	
N52 B25 A	133875	
M54 306 S3; M54 B30	133825	
N52 B30; N52 B30 A	133875	
S54 326 S4; S54 B32	133825	
N52 B25 A	133875	
N52 B30 A	133875	
N54 B30 A	133875	
N54 B30 A	133875	
N52 B30; N52 B30 A	133875	
S54 326 S4; S54 B32	133825	
S38 B49; S62 B50	133804	
	138821	
	138821	
	138821	
	138821	
	138821	
LA3	133855	
LA3	133856	
LY7	133864	
LP1	133864	
LY7	133864	
LY7	133864	
LY7	133864	
LB4	138819	
LB4	138819	
LF6	138819	
LB4	138819	
LB4	138819	
B12D1; LMU	138816	
F12S3	138816	
A 14 XER; F14D4; LDT	138816	
B12D1; LMU	138816	
F12S3; LQ5	138816	
F14D3; L14	138816	
F14D4	138816	
F15S3; LX6	138816	
L31	138819	
L31	138819	
LS1	138819	
Z 16 SE	138804	
	138821	

Anwendungsliste

Application List

	Model	Type	Model year	ccm	Output	Cylinder
CHEVROLET	EQUINOX	3.4 AWD	09.2007 - 12.2009	3350	KW 138 / PS 188	6
CHEVROLET	EQUINOX	3.4 AWD	09.2004 - 12.2007	3350	KW 138 / PS 188	6
CHEVROLET	EVANDA	2.0	03.2005 -	1998	KW 96 / PS 131	4
CHEVROLET	EXPRESS	4.3	09.2009 -	4293	KW 145 / PS 197	6
CHEVROLET	IMPALA	3.5	09.2007 - 12.2009	3490	KW 157 / PS 214	6
CHEVROLET	IMPALA	3.9	09.2005 - 12.2006	3880	KW 174 / PS 237	6
CHEVROLET	IMPALA	3.5 Flexfuel	09.2007 - 12.2009	3490	KW 154 / PS 209	6
CHEVROLET	IMPALA	3.5 Flexfuel	09.2005 - 12.2011	3490	KW 157 / PS 214	6
CHEVROLET	IMPALA	3.5 Flexfuel	09.2009 - 12.2010	3490	KW 154 / PS 209	6
CHEVROLET	IMPALA	3.9 Flexfuel	09.2008 - 12.2009	3880	KW 167 / PS 227	6
CHEVROLET	IMPALA	3.9 Flexfuel	09.2009 - 12.2011	3880	KW 172 / PS 234	6
CHEVROLET	KALOS	1.2	03.2005 -	1150	KW 53 / PS 72	4
CHEVROLET	KALOS	1.4	03.2005 -	1399	KW 61 / PS 83	4
CHEVROLET	KALOS	1.4 16V	03.2005 -	1399	KW 69 / PS 94	4
CHEVROLET	KALOS Stufenheck	1.2	03.2005 -	1150	KW 53 / PS 72	4
CHEVROLET	KALOS Stufenheck	1.4	03.2005 -	1399	KW 61 / PS 83	4
CHEVROLET	KALOS Stufenheck	1.4 16V	03.2005 -	1399	KW 69 / PS 94	4
CHEVROLET	MALIBU	3.5	09.2006 - 12.2007	3490	KW 157 / PS 214	6
CHEVROLET	MALIBU	3.5	09.2009 - 12.2010	3490	KW 154 / PS 209	6
CHEVROLET	MALIBU	3.5	09.2007 - 12.2008	3490	KW 157 / PS 214	6
CHEVROLET	MALIBU	3.5	09.2005 - 12.2006	3490	KW 157 / PS 214	6
CHEVROLET	MALIBU	3.9	09.2005 - 12.2007	3880	KW 179 / PS 243	6
CHEVROLET	MATIZ (M200, M250)	1.0	03.2005 -	995	KW 47 / PS 64	4
CHEVROLET	MATIZ (M200, M250)	1.0	03.2005 -	995	KW 49 / PS 67	4
CHEVROLET	MATIZ (M200, M250)	1.0 LPG	03.2005 -	995	KW 49 / PS 67	4
CHEVROLET	OPTRA	2.0	06.1999 - 07.2003	1998	KW 98 / PS 133	4
CHEVROLET	SILVERADO 1500	4.3	10.1999 - 12.2007	4296	KW 147 / PS 200	6
CHEVROLET	SILVERADO 1500	4.3	09.2010 -	4293	KW 145 / PS 197	6
CHEVROLET	SILVERADO 1500	4.3	09.2007 - 12.2011	4293	KW 145 / PS 197	6
CHEVROLET	SILVERADO 1500	4.3 AWD	10.1999 - 12.2007	4296	KW 147 / PS 200	6
CHEVROLET	SILVERADO 1500	4.3 AWD	09.2010 -	4293	KW 145 / PS 197	6
CHEVROLET	SILVERADO 1500	4.3 AWD	09.2007 - 12.2011	4293	KW 145 / PS 197	6
CHEVROLET	TAHOE (B2W)	5.3 V8	12.1999 - 12.2006	5327	KW 201 / PS 273	8
CHEVROLET	TRAILBLAZER (KC_)	4.2 AWD	08.2005 - 09.2008	4157	KW 217 / PS 295	6
CHEVROLET	TRAILBLAZER (KC_)	4.2 AWD	09.2001 - 09.2008	4157	KW 201 / PS 273	6
CHEVROLET	UPLANDER	3.5	09.2004 - 12.2005	3500	KW 149 / PS 203	6
CHEVROLET	UPLANDER	3.5	09.2005 - 12.2006	3490	KW 179 / PS 243	6
CHEVROLET	UPLANDER	3.9	09.2005 - 12.2008	3880	KW 179 / PS 243	6
CHEVROLET	UPLANDER	3.9	09.2007 - 12.2008	3880	KW 179 / PS 243	6
CHEVROLET	UPLANDER	3.5 AWD	09.2004 - 12.2005	3490	KW 149 / PS 203	6
CHEVROLET	UPLANDER	3.9 AWD	09.2005 - 12.2008	3880	KW 179 / PS 243	6
CHEVROLET	UPLANDER	3.9 Flexfuel	09.2007 - 12.2008	3880	KW 179 / PS 243	6
CHEVROLET	VIVANT	2.0	08.2000 -	1998	KW 89 / PS 121	4
CITROËN	AX (ZA-)	10	07.1986 - 12.1998	954	KW 33 / PS 45	4
CITROËN	AX (ZA-)	10	02.1987 - 12.1998	954	KW 37 / PS 50	4
CITROËN	AX (ZA-)	11	12.1986 - 04.1994	1124	KW 40 / PS 54	4
CITROËN	AX (ZA-)	11	09.1986 - 12.1997	1124	KW 44 / PS 60	4
CITROËN	AX (ZA-)	14	12.1986 - 12.1988	1360	KW 44 / PS 60	4
CITROËN	AX (ZA-)	14	01.1988 - 12.1992	1360	KW 62 / PS 85	4
CITROËN	AX (ZA-)	14	06.1988 - 12.1989	1360	KW 49 / PS 67	4
CITROËN	AX (ZA-)	14	06.1988 - 12.1989	1360	KW 49 / PS 67	4
CITROËN	AX (ZA-)	14	04.1987 - 04.1997	1360	KW 55 / PS 75	4
CITROËN	AX (ZA-)	1.3 Sport	04.1987 - 12.1988	1294	KW 70 / PS 95	4
CITROËN	AX (ZA-)	1.4 GTi	06.1991 - 12.1992	1360	KW 74 / PS 100	4
CITROËN	AX (ZA-)	10 E	12.1986 - 12.1988	954	KW 30 / PS 41	4
CITROËN	AX (ZA-)	11 4x4	06.1991 - 07.1992	1124	KW 40 / PS 54	4
CITROËN	AX (ZA-)	11 KAT	09.1988 - 12.1989	1124	KW 40 / PS 54	4
CITROËN	AX (ZA-)	14 4x4	08.1991 - 12.1996	1360	KW 55 / PS 75	4
CITROËN	AX (ZA-)	14 4x4	08.1991 - 12.1996	1360	KW 55 / PS 75	4
CITROËN	AXEL	11	01.1984 - 03.1991	1299	KW 45 / PS 61	4
CITROËN	BERLINGO	1.4	03.2009 -	1360	KW 55 / PS 75	4
CITROËN	BERLINGO	1.6	04.2008 -	1587	KW 66 / PS 90	4
CITROËN	BERLINGO	1.6	04.2008 -	1587	KW 80 / PS 109	4
CITROËN	BERLINGO (MF)	1.1 i	07.1996 -	1124	KW 44 / PS 60	4
CITROËN	BERLINGO (MF)	1.1 i	07.1996 -	1124	KW 44 / PS 60	4
CITROËN	BERLINGO (MF)	1.1 i	07.1996 -	1124	KW 44 / PS 60	4
CITROËN	BERLINGO (MF)	1.4 bivalent	11.2002 -	1360	KW 48 / PS 65	4


Engine code



	138821	
	138821	
X 20 SED	138805	
	138821	
	138821	
	138821	
	138821	
	138821	
	138821	
	138821	
B12S1	138816	
F14S3	138816	
F14D3	138816	
F12S3	138816	
F14S3	138816	
F14D3	138816	
	138821	
	138821	
	138821	
	138821	
B10S	138816	
B10S1	138816	
B10S1	138816	
X 20 SED	138805	
LB4	138819	
	138821	
	138821	
LB4	138819	
	138821	
	138821	
LM7	138819	
LL8	133882	
LL8	133882	
	138821	
	138821	
	138821	
	138821	
	138821	
	138821	
X 20 SED	138805	
CDY (TU9M)	138752	
CDZ (TU9M)	133817	
H1A; H1B	138754	138005
H1B; HDZ (TU1M)	138752	138005
KAY (TU3CP)	138754	138005
K2A; K2B	138754	138005
K1F	138754	138005
K1F		
KDX (TU3M/Z); KDY (TU3FM); KDY (TU3M); KDZ (TU3M/Z)		138005
M4A	138754	138005
KFZ (TU3FJ2)	138756	
C3A	138754	138005
H1A		138005
HAZ (TU1CP)	138754	138005
KDX (TU3M/Z); KDY (TU3FM); KDY (TU3M); KDZ (TU3M/Z)	138754	
KDX (TU3M/Z); KDY (TU3FM); KDY (TU3M); KDZ (TU3M/Z)		138005
		138001
KFW (TU3JP)	133818	
NFR (TU5JP4B)	133819	
NFU (TU5JP4)	133819	
HDZ (TU1M); HFX (TU1JP)	133817	
HDZ (TU1M); HFX (TU1JP)	133818	
HDZ (TU1M); HFX (TU1JP)	138760	
KFW (TU3JP)	138760	

Anwendungsliste

Application List

	Model	Type	Model year	ccm	Output	Cylinder
CITROËN	BERLINGO (MF)	1.4 Hybrid	05.2005 -	1360	KW 54 / PS 73	4
CITROËN	BERLINGO (MF)	1.4 i	07.1996 -	1360	KW 55 / PS 75	4
CITROËN	BERLINGO (MF)	1.4 i	07.1996 -	1360	KW 55 / PS 75	4
CITROËN	BERLINGO (MF)	1.4 i	07.1996 -	1360	KW 55 / PS 75	4
CITROËN	BERLINGO (MF)	1.4 i bivalent	04.2003 -	1360	KW 55 / PS 75	4
CITROËN	BERLINGO (MF)	1.6 16V	10.2000 -	1587	KW 80 / PS 109	4
CITROËN	BERLINGO (MF)	1.8 i	05.1997 -	1761	KW 66 / PS 90	4
CITROËN	BERLINGO (MF)	1.8 i 4WD	04.1997 -	1761	KW 66 / PS 90	4
CITROËN	BERLINGO Kasten	1.6	04.2008 -	1587	KW 66 / PS 90	4
CITROËN	BERLINGO Kasten	1.6	04.2008 -	1587	KW 80 / PS 109	4
CITROËN	BERLINGO Kasten (M_)	1.1 i	07.1996 -	1124	KW 44 / PS 60	4
CITROËN	BERLINGO Kasten (M_)	1.4 bivalent	11.2002 -	1360	KW 48 / PS 65	4
CITROËN	BERLINGO Kasten (M_)	1.4 i	07.1996 -	1360	KW 55 / PS 75	4
CITROËN	BERLINGO Kasten (M_)	1.4 i	07.1996 -	1360	KW 55 / PS 75	4
CITROËN	BERLINGO Kasten (M_)	1.4 i	07.1996 -	1360	KW 55 / PS 75	4
CITROËN	BERLINGO Kasten (M_)	1.4 i bivalent	04.2003 -	1360	KW 55 / PS 75	4
CITROËN	BERLINGO Kasten (M_)	1.4 i bivalent	04.2003 -	1360	KW 55 / PS 75	4
CITROËN	BERLINGO Kasten (M_)	1.6 16V	10.2000 -	1587	KW 80 / PS 109	4
CITROËN	BERLINGO Kasten (M_)	1.8 i	08.1999 - 10.2002	1761	KW 66 / PS 90	4
CITROËN	BX (XB-)	11	10.1986 - 06.1992	1124	KW 42 / PS 57	4
CITROËN	BX (XB-)	11	10.1986 - 06.1992	1124	KW 42 / PS 57	4
CITROËN	BX (XB-)	11	10.1988 - 06.1992	1124	KW 40 / PS 55	4
CITROËN	BX (XB-)	14	01.1989 - 02.1993	1360	KW 55 / PS 75	4
CITROËN	BX (XB-)	14	01.1989 - 12.1989	1360	KW 47 / PS 64	4
CITROËN	BX (XB-)	15	10.1987 - 05.1992	1580	KW 59 / PS 80	4
CITROËN	BX (XB-)	15	10.1987 - 05.1992	1580	KW 59 / PS 80	4
CITROËN	BX (XB-)	16	01.1987 - 02.1993	1580	KW 53 / PS 72	4
CITROËN	BX (XB-)	16	01.1987 - 02.1993	1580	KW 53 / PS 72	4
CITROËN	BX (XB-)	16	07.1985 - 02.1993	1580	KW 64 / PS 87	4
CITROËN	BX (XB-)	16	07.1985 - 02.1993	1580	KW 64 / PS 87	4
CITROËN	BX (XB-)	16	10.1982 - 06.1988	1580	KW 66 / PS 90	4
CITROËN	BX (XB-)	16	10.1982 - 06.1988	1580	KW 66 / PS 90	4
CITROËN	BX (XB-)	16	10.1982 - 12.1992	1580	KW 68 / PS 92	4
CITROËN	BX (XB-)	16	03.1986 - 02.1993	1580	KW 76 / PS 103	4
CITROËN	BX (XB-)	16	09.1987 - 02.1993	1580	KW 58 / PS 79	4
CITROËN	BX (XB-)	16	09.1987 - 02.1993	1580	KW 58 / PS 79	4
CITROËN	BX (XB-)	16	09.1988 - 02.1993	1580	KW 55 / PS 75	4
CITROËN	BX (XB-)	19	09.1986 - 11.1989	1905	KW 70 / PS 95	4
CITROËN	BX (XB-)	19	09.1986 - 11.1989	1905	KW 70 / PS 95	4
CITROËN	BX (XB-)	19	07.1986 - 05.1989	1905	KW 75 / PS 102	4
CITROËN	BX (XB-)	19	07.1986 - 05.1989	1905	KW 75 / PS 102	4
CITROËN	BX (XB-)	19	07.1986 - 05.1989	1905	KW 77 / PS 105	4
CITROËN	BX (XB-)	19	07.1986 - 05.1989	1905	KW 77 / PS 105	4
CITROËN	BX (XB-)	14 E	10.1982 - 06.1988	1360	KW 45 / PS 61	4
CITROËN	BX (XB-)	14 E	10.1982 - 06.1988	1360	KW 45 / PS 61	4
CITROËN	BX (XB-)	14 E	09.1985 - 02.1993	1360	KW 49 / PS 67	4
CITROËN	BX (XB-)	14 E	09.1985 - 02.1993	1360	KW 49 / PS 67	4
CITROËN	BX (XB-)	14 E	04.1983 - 07.1989	1360	KW 52 / PS 71	4
CITROËN	BX (XB-)	14 E	04.1983 - 07.1989	1360	KW 52 / PS 71	4
CITROËN	BX (XB-)	14 E	04.1983 - 02.1993	1360	KW 53 / PS 72	4
CITROËN	BX (XB-)	14 E	04.1983 - 02.1993	1360	KW 53 / PS 72	4
CITROËN	BX (XB-)	14 E	10.1985 - 05.1989	1360	KW 59 / PS 80	4
CITROËN	BX (XB-)	14 E	10.1985 - 05.1989	1360	KW 59 / PS 80	4
CITROËN	BX (XB-)	16 E	05.1989 - 02.1993	1580	KW 65 / PS 88	4
CITROËN	BX (XB-)	19 E 4x4	04.1989 - 02.1993	1905	KW 80 / PS 109	4
CITROËN	BX (XB-)	19 E 4x4	04.1989 - 02.1993	1905	KW 80 / PS 109	4
CITROËN	BX (XB-)	19 GTi	06.1988 - 02.1993	1905	KW 88 / PS 120	4
CITROËN	BX (XB-)	19 GTi	06.1988 - 02.1993	1905	KW 88 / PS 120	4
CITROËN	BX (XB-)	19 GTi	07.1986 - 02.1993	1905	KW 90 / PS 122	4
CITROËN	BX (XB-)	19 GTi	07.1986 - 02.1993	1905	KW 90 / PS 122	4
CITROËN	BX (XB-)	19 GTi	07.1986 - 02.1993	1905	KW 90 / PS 122	4
CITROËN	BX (XB-)	19 GTi	07.1986 - 02.1993	1905	KW 90 / PS 122	4
CITROËN	BX (XB-)	19 GTi 16V	03.1988 - 02.1993	1905	KW 108 / PS 147	4
CITROËN	BX (XB-)	19 GTi 16V	09.1987 - 12.1988	1905	KW 116 / PS 158	4
CITROËN	BX (XB-)	19 GTi 4x4	06.1988 - 02.1993	1905	KW 88 / PS 120	4
CITROËN	BX (XB-)	19 GTi 4x4	06.1988 - 02.1993	1905	KW 88 / PS 120	4
CITROËN	BX Break (XB-)	14	01.1986 - 02.1993	1360	KW 53 / PS 72	4


Engine code



KFW (TU3JP)	133818	
KFW (TU3JP); KFX (TU3JP)	133817	
KFW (TU3JP); KFX (TU3JP)	133818	
KFW (TU3JP); KFX (TU3JP)	138760	
KFW (TU3JP)	133818	
NFU (TU5JP4)	133819	
LFX (XU7JB)	138760	
LFX (XU7JB)	138760	138401
NFR (TU5JP4B)	133819	
NFU (TU5JP4)	133819	
HDZ (TU1M); HFX (TU1JP)	138760	
KFW (TU3JP)	138760	
KFW (TU3JP); KFX (TU3JP)	133817	
KFW (TU3JP); KFX (TU3JP)	133818	
KFW (TU3JP); KFX (TU3JP)	138760	
KFW (TU3JP)	133817	138005
KFW (TU3JP)	133818	138005
NFU (TU5JP4)	133819	
LFX (XU7JB)	138760	138401
H1A		138001
H1A		138005
HDZ (TU1M)		138005
KDY (TU3M); KDZ (TU3M/Z)	138754	138005
K1H (TU3A)		138005
B1E (XU51C)		138001
B1E (XU51C)		138005
B1E (XU51C)		138001
B1E (XU51C)		138005
171D		138001
171D		138005
171A; 171B; 171C		138001
171A; 171B; 171C		138005
XU52C		138001
180Z	138754	138001
B1A (XU51C/K)		138001
B1A (XU51C/K)		138005
BAY (XU5CP); BAZ (XU5CP)		138001
D2C (XU92C)		138001
D2C (XU92C)		138005
159A		138001
159A		138005
D2A (XU92C)		138001
D2A (XU92C)		138005
150A	138754	138001
150A	138754	138005
150F		138001
150F		138005
150C; K1G	138754	138001
150C; K1G	138754	138005
150C	138754	138001
150C	138754	138005
		138001
		138005
BDY (XU5M); BDZ (XU5M)	138760	
D2F		138001
D2F		138005
DKZ (XU9JA)	138754	138001
DKZ (XU9JA)	138760	138001
D6A (XU9J2)	138754	138001
D6A (XU9J2)	138760	138001
D6A (XU9J2)	138754	138005
D6A (XU9J2)	138760	138005
DFW (XU9J4)		138001
D6C (XU9J4)		138001
DKZ (XU9JA)	138754	138001
DKZ (XU9JA)	138760	138001
150C		138001

Anwendungsliste

Application List

	Model	Type	Model year	ccm	Output	Cylinder
CITROËN	BX Break (XB-)	14	01.1986 - 02.1993	1360	KW 53 / PS 72	4
CITROËN	BX Break (XB-)	14	01.1989 - 02.1993	1360	KW 55 / PS 75	4
CITROËN	BX Break (XB-)	14	01.1989 - 12.1989	1360	KW 47 / PS 64	4
CITROËN	BX Break (XB-)	15	10.1987 - 05.1992	1580	KW 59 / PS 80	4
CITROËN	BX Break (XB-)	15	10.1987 - 05.1992	1580	KW 59 / PS 80	4
CITROËN	BX Break (XB-)	16	09.1988 - 12.1994	1580	KW 53 / PS 72	4
CITROËN	BX Break (XB-)	16	07.1985 - 12.1994	1580	KW 64 / PS 87	4
CITROËN	BX Break (XB-)	16	07.1985 - 12.1994	1580	KW 64 / PS 87	4
CITROËN	BX Break (XB-)	16	03.1986 - 12.1994	1580	KW 76 / PS 103	4
CITROËN	BX Break (XB-)	16	05.1989 - 12.1994	1580	KW 65 / PS 88	4
CITROËN	BX Break (XB-)	16	09.1988 - 12.1994	1580	KW 55 / PS 75	4
CITROËN	BX Break (XB-)	16	06.1985 - 06.1988	1580	KW 66 / PS 90	4
CITROËN	BX Break (XB-)	16	06.1985 - 06.1988	1580	KW 66 / PS 90	4
CITROËN	BX Break (XB-)	19	07.1986 - 12.1994	1905	KW 75 / PS 102	4
CITROËN	BX Break (XB-)	19	07.1986 - 12.1994	1905	KW 75 / PS 102	4
CITROËN	BX Break (XB-)	19	06.1988 - 12.1994	1905	KW 88 / PS 120	4
CITROËN	BX Break (XB-)	19	06.1988 - 12.1994	1905	KW 80 / PS 109	4
CITROËN	BX Break (XB-)	19	12.1987 - 12.1989	1905	KW 70 / PS 95	4
CITROËN	BX Break (XB-)	19	12.1987 - 12.1989	1905	KW 70 / PS 95	4
CITROËN	BX Break (XB-)	19 4x4	10.1990 - 05.1991	1905	KW 80 / PS 109	4
CITROËN	BX Break (XB-)	19 KAT	07.1986 - 12.1994	1905	KW 75 / PS 102	4
CITROËN	BX Break (XB-)	19 KAT	07.1986 - 12.1994	1905	KW 75 / PS 102	4
CITROËN	C1 (PM, PN)	1.0	06.2005 -	998	KW 50 / PS 68	3
CITROËN	C15 (VD-)	1.1	10.1984 - 12.1996	1124	KW 35 / PS 48	4
CITROËN	C15 (VD-)	1.3	07.1987 - 05.1988	1294	KW 47 / PS 64	4
CITROËN	C15 (VD-)	1.4	07.1987 - 12.1996	1360	KW 49 / PS 67	4
CITROËN	C15 (VD-)	1.1 i	07.1988 - 12.1996	1124	KW 44 / PS 60	4
CITROËN	C15 (VD-)	1.4 E	05.1987 - 12.1996	1360	KW 44 / PS 60	4
CITROËN	C15 (VD-)	1.4 E	07.1987 - 12.1996	1360	KW 40 / PS 55	4
CITROËN	C15 (VD-)	1.4 i	05.1991 - 12.1996	1360	KW 55 / PS 75	4
CITROËN	C15 (VD-)	1.4 i	05.1991 - 12.1996	1360	KW 55 / PS 75	4
CITROËN	C2 (JM)	1.1	09.2003 -	1124	KW 44 / PS 60	4
CITROËN	C2 (JM)	1.1	09.2003 -	1124	KW 44 / PS 60	4
CITROËN	C2 (JM)	1.1	09.2003 -	1124	KW 44 / PS 60	4
CITROËN	C2 (JM)	1.4	09.2003 -	1360	KW 54 / PS 73	4
CITROËN	C2 (JM)	1.4	09.2003 -	1360	KW 54 / PS 73	4
CITROËN	C2 (JM)	1.6	09.2003 -	1587	KW 80 / PS 109	4
CITROËN	C2 (JM)	1.4 16V	06.2006 -	1360	KW 65 / PS 90	4
CITROËN	C2 (JM)	1.6 VTS	01.2005 -	1587	KW 90 / PS 122	4
CITROËN	C25 Bus (280, 290)	1.8 E	07.1987 - 02.1994	1796	KW 51 / PS 69	4
CITROËN	C25 Bus (280, 290)	2.0	02.1991 - 02.1994	1971	KW 62 / PS 84	4
CITROËN	C25 Bus (280, 290)	2.0 E	09.1981 - 02.1994	1971	KW 58 / PS 79	4
CITROËN	C25 Kasten (280, 290)	2.0 E	09.1981 - 03.1994	1971	KW 58 / PS 79	4
CITROËN	C3 (FC)	1.1 i	02.2002 -	1124	KW 44 / PS 60	4
CITROËN	C3 (FC)	1.1 i	02.2002 -	1124	KW 44 / PS 60	4
CITROËN	C3 (FC)	1.4 16V	12.2003 -	1360	KW 65 / PS 88	4
CITROËN	C3 (FC)	1.4 i	02.2002 -	1360	KW 54 / PS 73	4
CITROËN	C3 (FC)	1.4 i	02.2002 -	1360	KW 54 / PS 73	4
CITROËN	C3 (FC)	1.4 i Bivalent	02.2002 -	1360	KW 54 / PS 73	4
CITROËN	C3 (FC)	1.4 i Bivalent	02.2002 -	1360	KW 54 / PS 73	4
CITROËN	C3 (FC)	1.4 16V	02.2002 -	1587	KW 80 / PS 109	4
CITROËN	C3 II	1.4 VTi 95	11.2009 -	1397	KW 70 / PS 95	4
CITROËN	C3 II	1.6 VTi 120	11.2009 -	1598	KW 88 / PS 120	4
CITROËN	C3 Picasso	1.4 VTi 95	02.2009 -	1397	KW 70 / PS 95	4
CITROËN	C3 Picasso	1.6 VTi 120	02.2009 -	1598	KW 88 / PS 120	4
CITROËN	C3 Pluriel (HB)	1.4	05.2003 -	1360	KW 54 / PS 73	4
CITROËN	C3 Pluriel (HB)	1.4	05.2003 -	1360	KW 54 / PS 73	4
CITROËN	C3 Pluriel (HB)	1.6	05.2003 -	1587	KW 80 / PS 109	4
CITROËN	C4 (B7)	1.4 VTi 95	11.2009 -	1397	KW 70 / PS 95	4
CITROËN	C4 (B7)	1.6 VTi 120	11.2009 -	1598	KW 88 / PS 120	4
CITROËN	C4 (B7)	1.6 VTi 120 LPG	09.2011 -	1598	KW 88 / PS 120	4
CITROËN	C4 (LC)	1.4 16V	11.2004 -	1360	KW 65 / PS 88	4
CITROËN	C4 (LC)	1.6 16V	11.2004 -	1587	KW 80 / PS 109	4
CITROËN	C4 (LC)	1.6 16V Bio-Flex	09.2007 -	1587	KW 80 / PS 109	4
CITROËN	C4 (LC)	1.6 VTi 120	07.2008 -	1598	KW 88 / PS 120	4
CITROËN	C4 (LC)	2.0 16V	11.2004 -	1997	KW 100 / PS 136	4
CITROËN	C4 (LC)	2.0 16V	11.2004 -	1997	KW 103 / PS 140	4


Engine code



150C		138005
KDY (TU3M)		138005
K1H (TU3A)	138754	138005
B1E (XU51C)		138001
B1E (XU51C)		138005
B1E (XU51C)		138005
171D		138001
171D		138005
180Z	138754	138001
BDY (XU5M); BDZ (XU5M)	138760	
BAY (XU5CP); BAZ (XU5CP)		138001
171A; 171B; 171C		138001
171A; 171B; 171C		138005
D2A (XU92C)		138001
D2A (XU92C)		138005
DKZ (XU9JA)	138760	138001
DDZ (XU9M)	138760	
D2C (XU92C)		138001
D2C (XU92C)		138005
DDZ (XU9M)	138760	
DFZ (XU9J1)	138754	138001
DFZ (XU9J1)	138760	138001
1KR-FE	133846	
109K; E1A		138001
G1A		138001
K1H (TU3A)	138754	138005
HDZ (TU1M)	138754	138005
150D (XY7)		138001
K3A		138005
KDY (TU3FM); KDY (TU3M)	138754	138005
KDY (TU3FM); KDY (TU3M)	138754	138001
HFX (TU1JP)	133817	
HFX (TU1JP)	133818	
HFX (TU1JP)	133819	
KFV (TU3JP)	133817	
KFV (TU3JP)	133818	
NFU (TU5JP4)	133819	
KFU (ET3J4)	133854	
NFS (TU5JP4S)	133819	
169 (XM7T)		138001
170C (XN1T)		138001
170A (XN1T); 170B (XN1T)		138001
170A (XN1T); 170B (XN1T)		138001
HFX (TU1JP)	133818	
HFX (TU1JP)	133819	
KFU (ET3J4)	133854	
KFV (TU3JP)	133817	
KFV (TU3JP)	133818	
KFV (TU3JP)	133817	
KFV (TU3JP)	133818	
NFU (TU5JP4)	133819	
8FP (EP3)	133875	
5FS (EP6C)	133875	
8FP (EP3); 8FS (EP3)	133875	
5FS (EP6C); 5FW (EP6)	133875	
KFV (TU3JP)	133817	
KFV (TU3JP)	133818	
NFU (TU5JP4)	133819	
8FP (EP3)	133875	
5FS (EP6C)	133875	
5FS (EP6C)	133875	
KFU (ET3J4)	133854	
NFU (TU5JP4)	133819	
NFU (TU5JP4)	133819	
5FW (EP6)	133875	
RFN (EW10J4)	133883	
RFJ (EW10A)	133842	

Anwendungsliste

Application List

	Model	Type	Model year	ccm	Output	Cylinder
CITROËN	C4 (LC_)	2.0 16V	11.2004 -	1997	KW 130 / PS 177	4
CITROËN	C4 Coupe (LA_)	1.4 16V	11.2004 -	1360	KW 65 / PS 88	4
CITROËN	C4 Coupe (LA_)	1.6 16V	11.2004 -	1587	KW 80 / PS 109	4
CITROËN	C4 Coupe (LA_)	1.6 VTi 120	07.2008 -	1598	KW 88 / PS 120	4
CITROËN	C4 Coupe (LA_)	2.0 16V	11.2004 -	1997	KW 100 / PS 136	4
CITROËN	C4 Coupe (LA_)	2.0 16V	11.2004 -	1997	KW 130 / PS 177	4
CITROËN	C4 Grand Picasso (UA_)	1.6 VTi 120	07.2008 -	1598	KW 88 / PS 120	4
CITROËN	C4 Grand Picasso (UA_)	2.0 i 16V	10.2006 -	1997	KW 103 / PS 140	4
CITROËN	C4 Picasso (UD_)	1.6 VTi 120	07.2008 -	1598	KW 88 / PS 120	4
CITROËN	C4 Picasso (UD_)	2.0 i 16V	02.2007 -	1997	KW 103 / PS 140	4
CITROËN	C5 (DC_)	1.8 16V	03.2001 - 08.2004	1749	KW 85 / PS 115	4
CITROËN	C5 (DC_)	2.0 16V	03.2001 - 08.2004	1997	KW 100 / PS 136	4
CITROËN	C5 (DC_)	3.0 V6	03.2001 - 08.2004	2946	KW 152 / PS 207	6
CITROËN	C5 (RC_)	1.8 16V	09.2004 -	1749	KW 85 / PS 116	4
CITROËN	C5 (RC_)	2.0 16V	09.2004 -	1997	KW 103 / PS 140	4
CITROËN	C5 (RC_)	3.0 V6	09.2004 -	2946	KW 152 / PS 207	6
CITROËN	C5 (RD_)	2.0 16V	02.2008 -	1997	KW 103 / PS 140	4
CITROËN	C5 Break (DE_)	1.8 16V	06.2001 - 08.2004	1749	KW 85 / PS 115	4
CITROËN	C5 Break (DE_)	2.0 16V	06.2001 - 08.2004	1997	KW 100 / PS 136	4
CITROËN	C5 Break (DE_)	3.0 Carlsson	09.2003 - 08.2004	2946	KW 173 / PS 235	6
CITROËN	C5 Break (DE_)	3.0 V6	06.2001 - 08.2004	2946	KW 152 / PS 207	6
CITROËN	C5 Break (RE_)	1.8 16V	09.2004 -	1749	KW 85 / PS 116	4
CITROËN	C5 Break (RE_)	3.0	09.2004 -	2946	KW 173 / PS 235	6
CITROËN	C5 Break (RE_)	3.0 V6	09.2004 -	2946	KW 152 / PS 207	6
CITROËN	C5 Break (TD_)	2.0 16V	02.2008 -	1997	KW 103 / PS 140	4
CITROËN	C6 (TD_)	3.0 V6	09.2005 -	2946	KW 155 / PS 211	6
CITROËN	C8 (EA_, EB_)	2.2	07.2002 -	2230	KW 116 / PS 158	4
CITROËN	C8 (EA_, EB_)	2.2	07.2002 -	2230	KW 116 / PS 158	4
CITROËN	C8 (EA_, EB_)	2.0	07.2002 -	1997	KW 100 / PS 136	4
CITROËN	C8 (EA_, EB_)	2.0 16V	09.2005 -	1997	KW 103 / PS 140	4
CITROËN	C8 (EA_, EB_)	3.0 V6	07.2002 -	2946	KW 150 / PS 204	6
CITROËN	CX II	20 RE	08.1985 - 12.1992	1995	KW 78 / PS 106	4
CITROËN	CX II	22 TRS	07.1985 - 12.1992	2165	KW 83 / PS 113	4
CITROËN	CX II	22 TRS	07.1985 - 07.1989	2165	KW 85 / PS 115	4
CITROËN	CX II Break	20	08.1985 - 08.1986	1995	KW 78 / PS 106	4
CITROËN	CX II Break	22 TRS	07.1985 - 12.1992	2165	KW 83 / PS 113	4
CITROËN	CX II Break	22TRS	07.1985 - 07.1989	2165	KW 85 / PS 115	4
CITROËN	DS3	1.4 VTi 95	04.2010 -	1397	KW 70 / PS 95	4
CITROËN	DS3	1.6 VTi 120	04.2010 -	1598	KW 88 / PS 120	4
CITROËN	DS4	1.6 VTi 120	04.2011 -	1598	KW 88 / PS 120	4
CITROËN	EVASION (22, U6)	1.8	05.1997 - 07.2002	1761	KW 73 / PS 99	4
CITROËN	EVASION (22, U6)	2.0	06.1994 - 07.2002	1998	KW 89 / PS 121	4
CITROËN	EVASION (22, U6)	2.0 16V	05.1998 - 04.2000	1998	KW 97 / PS 132	4
CITROËN	EVASION (22, U6)	2.0 16V	05.2000 - 07.2002	1997	KW 100 / PS 136	4
CITROËN	EVASION (22, U6)	2.0 Turbo C.T.	06.1994 - 07.2002	1998	KW 108 / PS 147	4
CITROËN	GS	A 1.3	09.1979 - 07.1986	1299	KW 48 / PS 65	4
CITROËN	GS Break	A 1.3	09.1979 - 07.1986	1299	KW 48 / PS 65	4
CITROËN	GS Break	A Spezial	07.1980 - 05.1982	1129	KW 42 / PS 57	4
CITROËN	JUMPER Bus (230P)	2.0	02.1994 - 04.2002	1998	KW 80 / PS 109	4
CITROËN	JUMPER Bus (230P)	2.0 4x4	08.1996 - 04.2002	1998	KW 80 / PS 109	4
CITROËN	JUMPER Bus (244, Z_)	2.0	04.2002 -	1998	KW 81 / PS 110	4
CITROËN	JUMPER Kasten (230L)	2.0	03.1994 - 04.2002	1998	KW 80 / PS 109	4
CITROËN	JUMPER Kasten (244)	2.0	04.2002 -	1998	KW 81 / PS 110	4
CITROËN	JUMPER Kasten (244)	2.0 bivalent	02.2003 -	1998	KW 81 / PS 110	4
CITROËN	JUMPER Pritsche/Fahrgestell (230)	2.0	03.1994 - 04.2002	1998	KW 80 / PS 109	4
CITROËN	JUMPY	2.0 i	01.2007 -	1997	KW 103 / PS 140	4
CITROËN	JUMPY (U6U)	1.6	10.1995 -	1581	KW 58 / PS 79	4
CITROËN	JUMPY (U6U)	1.6	10.1995 - 08.2000	1581	KW 59 / PS 80	4
CITROËN	JUMPY (U6U)	2.0	04.2000 - 12.2006	1997	KW 100 / PS 136	4
CITROËN	JUMPY (U6U)	2.0 i 16V	03.2000 -	1997	KW 102 / PS 138	4
CITROËN	JUMPY Kasten	2.0 i	01.2007 -	1997	KW 103 / PS 140	4
CITROËN	JUMPY Kasten (BS_, BT_, BY_, BZ_)	1.6	10.1995 - 08.2000	1581	KW 59 / PS 80	4
CITROËN	JUMPY Kasten (BS_, BT_, BY_, BZ_)	1.6 i	10.1995 -	1581	KW 58 / PS 79	4
CITROËN	JUMPY Kasten (BS_, BT_, BY_, BZ_)	2.0 i 16V	03.2000 -	1997	KW 102 / PS 138	4
CITROËN	JUMPY Pritsche/Fahrgestell	2.0	12.2003 - 10.2006	1997	KW 100 / PS 136	4
CITROËN	LNA	1.1	07.1982 - 04.1985	1124	KW 37 / PS 50	4
CITROËN	LNA	1.0	07.1984 - 10.1986	954	KW 33 / PS 45	4


Engine code



RFK (EW10J4S)	133843	
KFU (ET3J4)	133854	
NFU (TU5JP4)	133819	
5FW (EP6)	133875	
RFN (EW10J4)	133883	
RFK (EW10J4S)	133843	
5FW (EP6)	133875	
RFJ (EW10A)	133842	138045
5FW (EP6)	133875	
RFJ (EW10A)	133842	
6FZ (EW7J4)	133883	
RFN (EW10J4)	133883	
XFX (ES9J4S)	133803	
6FZ (EW7J4)	133883	
RFJ (EW10A)	133842	
XFV (ES9A); XFX (ES9J4S)	133803	
RFJ (EW10A)	133842	
6FZ (EW7J4)	133883	
RFN (EW10J4)	133883	
	133803	
XFX (ES9J4S)	133803	
6FZ (EW7J4)	133883	
	133803	
XFV (ES9A)	133803	
RFJ (EW10A)	133842	
XFV (ES9A); XFX (ES9J4S)	133803	
3FZ (EW12J4)	133842	
3FZ (EW12J4)	133843	
RFN (EW10J4)	133883	
RFJ (EW10A)	133842	
XFX (ES9J4S)	133803	
829 A5		138001
J6T A500		138001
J6T A500		138001
829 A5		138001
J6T A500		138001
J6T A500		138001
8FP (EP3)	133875	
5FS (EP6C)	133875	
5FS (EP6C)	133875	
LFZ (XU7JP)	138760	
RFU (XU10J2/C)	138760	
RFV (XU10J4R)	133821	
RFN (EW10J4)	133883	
RGX (XU10J2TE)	138760	
G13/625; G13/646		138001
G13/625; G13/646		138001
G11/631		138001
RFW (XU10J2U)	138760	
RFW (XU10J2U)	138760	
XU10J2	138760	
RFW (XU10J2U)	138760	
XU10J2	138760	
XU10J2	138760	
RFW (XU10J2U)	138760	
RFH (EW10A)	133842	
1580 SPI; 220 A2.000	138793	
220 A2.000	138793	
RFN (EW10J4)	133883	
	133883	
RFH (EW10A)	133842	
220 A2.000	138793	
1580 SPI; 220 A2.000	138793	
	133883	
RFN (EW10J4)	133883	
109/5E		138001
108C		138001

Anwendungsliste

Application List

	Model	Type	Model year	ccm	Output	Cylinder
CITROËN	SAXO (S0, S1)	1.6	02.1996 - 06.2003	1587	KW 66 / PS 90	4
CITROËN	SAXO (S0, S1)	1.6	02.2001 - 04.2004	1587	KW 74 / PS 101	4
CITROËN	SAXO (S0, S1)	1.6	02.1996 - 04.2004	1587	KW 88 / PS 120	4
CITROËN	SAXO (S0, S1)	1.6	02.1996 - 04.2004	1587	KW 88 / PS 120	4
CITROËN	SAXO (S0, S1)	1.0 X	05.1996 - 11.1998	954	KW 33 / PS 45	4
CITROËN	SAXO (S0, S1)	1.0 X	05.1996 - 11.1998	954	KW 33 / PS 45	4
CITROËN	SAXO (S0, S1)	1.0 X	05.1998 - 06.2003	954	KW 37 / PS 50	4
CITROËN	SAXO (S0, S1)	1.0 X	05.1998 - 06.2003	954	KW 37 / PS 50	4
CITROËN	SAXO (S0, S1)	1.1 X,SX	05.1996 - 09.2003	1124	KW 40 / PS 54	4
CITROËN	SAXO (S0, S1)	1.1 X,SX	05.1996 - 09.2003	1124	KW 40 / PS 54	4
CITROËN	SAXO (S0, S1)	1.1 X,SX	05.1996 - 09.2003	1124	KW 44 / PS 60	4
CITROËN	SAXO (S0, S1)	1.1 X,SX	05.1996 - 09.2003	1124	KW 44 / PS 60	4
CITROËN	SAXO (S0, S1)	1.1 X,SX	05.1996 - 09.2003	1124	KW 44 / PS 60	4
CITROËN	SAXO (S0, S1)	1.4 VTS	05.1996 - 06.2003	1360	KW 55 / PS 75	4
CITROËN	SAXO (S0, S1)	1.4 VTS	05.1996 - 06.2003	1360	KW 55 / PS 75	4
CITROËN	SAXO (S0, S1)	1.6 VTL,VTR	05.1996 - 06.2003	1587	KW 65 / PS 88	4
CITROËN	SAXO (S0, S1)	1.6 VTL,VTR	05.1996 - 06.2003	1587	KW 65 / PS 88	4
CITROËN	SAXO (S0, S1)	1.6 VTS	06.1996 - 09.2003	1587	KW 87 / PS 118	4
CITROËN	SAXO (S0, S1)	1.6 VTS	06.1996 - 09.2003	1587	KW 87 / PS 118	4
CITROËN	SAXO (S0, S1)	1.6 VTS	09.2000 - 09.2003	1587	KW 72 / PS 98	4
CITROËN	VISA	14	07.1984 - 03.1991	1360	KW 44 / PS 60	4
CITROËN	VISA	11 E	09.1978 - 06.1988	1124	KW 35 / PS 48	4
CITROËN	VISA	11 E	07.1982 - 03.1991	1124	KW 37 / PS 50	4
CITROËN	VISA	14 GT	03.1982 - 03.1991	1360	KW 58 / PS 79	4
CITROËN	VISA	16 GTI	01.1985 - 06.1986	1580	KW 76 / PS 103	4
CITROËN	VISA	16 GTI	06.1986 - 03.1991	1580	KW 83 / PS 113	4
CITROËN	VISA Cabriolet	11 RE	03.1983 - 10.1988	1124	KW 37 / PS 50	4
CITROËN	XANTIA (X1)	1.6 i	03.1993 - 01.1998	1580	KW 65 / PS 88	4
CITROËN	XANTIA (X1)	1.8 i	03.1993 - 01.1998	1761	KW 74 / PS 101	4
CITROËN	XANTIA (X1)	1.8 i	04.1997 - 01.1998	1761	KW 66 / PS 90	4
CITROËN	XANTIA (X1)	1.8 i 16V	06.1995 - 01.1998	1761	KW 81 / PS 110	4
CITROËN	XANTIA (X1)	1.8 i 16V	06.1995 - 01.1998	1761	KW 81 / PS 110	4
CITROËN	XANTIA (X1)	1.8 i 16V	06.1995 - 01.1998	1761	KW 81 / PS 110	4
CITROËN	XANTIA (X1)	2.0 i	03.1993 - 01.1998	1998	KW 89 / PS 121	4
CITROËN	XANTIA (X1)	2.0 i 16V	03.1993 - 01.1998	1998	KW 112 / PS 152	4
CITROËN	XANTIA (X1)	2.0 i 16V	06.1994 - 01.1998	1998	KW 110 / PS 150	4
CITROËN	XANTIA (X1)	2.0 i 16V	06.1995 - 01.1998	1998	KW 97 / PS 132	4
CITROËN	XANTIA (X1)	2.0 i 16V	06.1995 - 01.1998	1998	KW 97 / PS 132	4
CITROËN	XANTIA (X1)	2.0 i 16V	06.1995 - 01.1998	1998	KW 97 / PS 132	4
CITROËN	XANTIA (X1)	2.0 i 16V	06.1995 - 01.1998	1998	KW 97 / PS 132	4
CITROËN	XANTIA (X1)	2.0 Turbo	06.1995 - 01.1998	1998	KW 108 / PS 147	4
CITROËN	XANTIA (X1)	3.0 i 24V	01.1997 - 01.1998	2946	KW 140 / PS 190	6
CITROËN	XANTIA (X2)	1.8 i	01.1998 - 04.2003	1761	KW 66 / PS 90	4
CITROËN	XANTIA (X2)	1.8 i 16V	01.1998 - 04.2003	1761	KW 81 / PS 110	4
CITROËN	XANTIA (X2)	2.0 i	01.1998 - 04.2003	1998	KW 89 / PS 121	4
CITROËN	XANTIA (X2)	2.0 i 16V	01.1998 - 04.2003	1998	KW 97 / PS 132	4
CITROËN	XANTIA (X2)	2.0 Turbo	01.1998 - 04.2003	1998	KW 108 / PS 147	4
CITROËN	XANTIA (X2)	3.0 V6	01.1998 - 04.2003	2946	KW 140 / PS 190	6
CITROËN	XANTIA Break (X1)	1.8 i	06.1995 - 01.1998	1761	KW 74 / PS 101	4
CITROËN	XANTIA Break (X1)	1.8 i	04.1997 - 01.1998	1761	KW 66 / PS 90	4
CITROËN	XANTIA Break (X1)	1.8 i 16V	06.1995 - 01.1998	1761	KW 81 / PS 110	4
CITROËN	XANTIA Break (X1)	1.8 i 16V	06.1995 - 01.1998	1761	KW 81 / PS 110	4
CITROËN	XANTIA Break (X1)	2.0 i	06.1995 - 01.1998	1998	KW 89 / PS 121	4
CITROËN	XANTIA Break (X1)	2.0 i 16V	06.1995 - 01.1998	1998	KW 97 / PS 132	4
CITROËN	XANTIA Break (X1)	2.0 i 16V	06.1995 - 01.1998	1998	KW 97 / PS 132	4
CITROËN	XANTIA Break (X1)	2.0 i 16V	06.1995 - 01.1998	1998	KW 97 / PS 132	4
CITROËN	XANTIA Break (X1)	2.0 Turbo	06.1995 - 01.1998	1998	KW 108 / PS 147	4
CITROËN	XANTIA Break (X2)	1.8 i	01.1998 - 04.2003	1761	KW 66 / PS 90	4
CITROËN	XANTIA Break (X2)	1.8 i 16V	01.1998 - 04.2003	1761	KW 81 / PS 110	4
CITROËN	XANTIA Break (X2)	2.0 i	01.1998 - 04.2003	1998	KW 89 / PS 121	4
CITROËN	XANTIA Break (X2)	2.0 i 16V	01.1998 - 04.2003	1998	KW 97 / PS 132	4
CITROËN	XANTIA Break (X2)	2.0 Turbo	01.1998 - 04.2003	1998	KW 108 / PS 147	4
CITROËN	XANTIA Break (X2)	3.0 V6	01.1998 - 04.2003	2946	KW 140 / PS 190	6
CITROËN	XM (Y3)	2.0	05.1989 - 04.1994	1998	KW 84 / PS 114	4
CITROËN	XM (Y3)	2.0 i	05.1989 - 06.1994	1998	KW 89 / PS 121	4
CITROËN	XM (Y3)	2.0 i	05.1989 - 04.1994	1998	KW 79 / PS 107	4
CITROËN	XM (Y3)	2.0 i Turbo	09.1992 - 06.1994	1998	KW 104 / PS 141	4
CITROËN	XM (Y3)	3.0 V6	05.1989 - 06.1994	2963	KW 123 / PS 167	6


Engine code



NFZ (TU5JP)	133817	
NFT	133818	
NFX (TU5JP4)	133820	
NFX (TU5JP4)	133853	
CDZ (TU9M)	133817	
CDZ (TU9M)	138760	
CDZ (TU9M)	133817	
CDZ (TU9M)	138760	
HDZ (TU1M)	133817	
HDZ (TU1M)	138760	
HDZ (TU1M); HFX (TU1JP)	133817	138401
HDZ (TU1M); HFX (TU1JP)	133818	138401
HDZ (TU1M); HFX (TU1JP)	138760	138401
KFW (TU3JP); KFX (TU3JP)	133817	
KFW (TU3JP); KFX (TU3JP)	133818	
NFZ (TU5JP)	133817	
NFZ (TU5JP)	138760	
NFX (TU5JP4)	133820	
NFX (TU5JP4)	133853	
NFT	133818	
150D (XY7)		138001
109K		138001
109/5F		138001
150B (XY8)		138001
180A (XU5J)		138001
B6D		138001
109/5F		138001
BFZ (XU5JP)	138760	
LFZ (XU7JP)	138760	
LFX (XU7JB)	138760	
LFY (XU7JP4)	133821	
LFY (XU7JP4)	133871	
LFY (XU7JP4)	138760	
RFX (XU10J2C)	138760	
RFY (XU10J4/Z)	138760	
RFT (XU10J4/Z)	138760	
RFV (XU10J4R)	133821	
RFV (XU10J4R)	133871	
RFV (XU10J4R)	138760	
RGX (XU10J2TE)	138760	
XFZ (ES9J4)	133862	
LFX (XU7JB)	138760	
LFY (XU7JP4)	133821	
RFX (XU10J2C)	138760	
RFV (XU10J4R)	133821	
RGX (XU10J2TE)	138760	
XFZ (ES9J4)	133862	
LFZ (XU7JP)	138760	
LFX (XU7JB)	138760	
LFY (XU7JP4)	133821	138401
LFY (XU7JP4)	133871	138401
RFX (XU10J2C)	138760	
RFV (XU10J4R)	133821	
RFV (XU10J4R)	133871	
RFV (XU10J4R)	138760	
RGX (XU10J2TE)	138760	
LFX (XU7JB)	138760	
LFY (XU7JP4)	133821	
RFX (XU10J2C)	138760	
RFV (XU10J4R)	133821	
RGX (XU10J2TE)	138760	
XFZ (ES9J4)	133862	
		138005
RFZ (XU10J2)	138760	
RDZ (XU10MZ)	138760	
RGY (XU10J2TE/Z)	138760	
SFZ (ZPJ/Z); UFZ (ZPJ/Z)		138012

Anwendungsliste

Application List

	Model	Type	Model year	ccm	Output	Cylinder
CITROËN	XM (Y3)	3.0 V6 24V	07.1990 - 06.1994	2963	KW 147 / PS 200	6
CITROËN	XM (Y4)	2.0 i 16V	05.1994 - 10.2000	1998	KW 97 / PS 132	4
CITROËN	XM (Y4)	2.0 i 16V	05.1994 - 10.2000	1998	KW 97 / PS 132	4
CITROËN	XM (Y4)	2.0 i 16V	05.1994 - 10.2000	1998	KW 97 / PS 132	4
CITROËN	XM (Y4)	2.0 Turbo	05.1994 - 10.2000	1998	KW 108 / PS 147	4
CITROËN	XM (Y4)	3.0 V6	04.1997 - 10.2000	2946	KW 140 / PS 190	6
CITROËN	XM (Y4)	3.0 V6	05.1994 - 10.2000	2963	KW 123 / PS 167	6
CITROËN	XM (Y4)	3.0 V6 24V	05.1994 - 10.2000	2963	KW 147 / PS 200	6
CITROËN	XM Break (Y3)	2.0 i	11.1991 - 04.1994	1998	KW 89 / PS 121	4
CITROËN	XM Break (Y3)	2.0 i	11.1991 - 04.1994	1998	KW 79 / PS 107	4
CITROËN	XM Break (Y3)	2.0 Turbo	09.1992 - 04.1994	1998	KW 104 / PS 141	4
CITROËN	XM Break (Y3)	3.0 V6	11.1991 - 04.1994	2963	KW 123 / PS 167	6
CITROËN	XM Break (Y4)	2.0 i 16V	05.1994 - 10.2000	1998	KW 97 / PS 132	4
CITROËN	XM Break (Y4)	2.0 i 16V	05.1994 - 10.2000	1998	KW 97 / PS 132	4
CITROËN	XM Break (Y4)	2.0 i 16V	05.1994 - 10.2000	1998	KW 97 / PS 132	4
CITROËN	XM Break (Y4)	2.0 Turbo	05.1994 - 10.2000	1998	KW 108 / PS 147	4
CITROËN	XM Break (Y4)	3.0 V6	04.1997 - 10.2000	2946	KW 140 / PS 190	6
CITROËN	XM Break (Y4)	3.0 V6	05.1994 - 10.2000	2963	KW 123 / PS 167	6
CITROËN	XSARA (N1)	1.4 i	04.1997 - 03.2005	1360	KW 55 / PS 75	4
CITROËN	XSARA (N1)	1.4 i	04.1997 - 03.2005	1360	KW 55 / PS 75	4
CITROËN	XSARA (N1)	1.4 i	04.1997 - 03.2005	1360	KW 55 / PS 75	4
CITROËN	XSARA (N1)	1.6 16V	09.2000 - 03.2005	1587	KW 80 / PS 109	4
CITROËN	XSARA (N1)	1.6 i	04.1997 - 09.2000	1587	KW 65 / PS 88	4
CITROËN	XSARA (N1)	1.6 i	04.1997 - 09.2000	1587	KW 65 / PS 88	4
CITROËN	XSARA (N1)	1.8 i	04.1997 - 09.2000	1761	KW 66 / PS 90	4
CITROËN	XSARA (N1)	1.8 i	04.1997 - 09.2000	1761	KW 66 / PS 90	4
CITROËN	XSARA (N1)	1.8 i 16V	04.1997 - 09.2000	1761	KW 81 / PS 110	4
CITROËN	XSARA (N1)	1.8 i Aut.	04.1997 - 09.2000	1761	KW 74 / PS 101	4
CITROËN	XSARA (N1)	1.8 i Aut.	04.1997 - 09.2000	1761	KW 74 / PS 101	4
CITROËN	XSARA (N1)	2.0 16V	07.1998 - 09.2000	1998	KW 97 / PS 132	4
CITROËN	XSARA (N1)	2.0 16V	09.2000 - 03.2005	1997	KW 100 / PS 136	4
CITROËN	XSARA Break (N2)	1.4 i	10.1997 - 08.2005	1360	KW 55 / PS 75	4
CITROËN	XSARA Break (N2)	1.4 i	10.1997 - 08.2005	1360	KW 55 / PS 75	4
CITROËN	XSARA Break (N2)	1.4 i	10.1997 - 08.2005	1360	KW 55 / PS 75	4
CITROËN	XSARA Break (N2)	1.6 16V	09.2000 - 08.2005	1587	KW 80 / PS 109	4
CITROËN	XSARA Break (N2)	1.6 i	10.1997 - 09.2000	1587	KW 65 / PS 88	4
CITROËN	XSARA Break (N2)	1.6 i	10.1997 - 09.2000	1587	KW 65 / PS 88	4
CITROËN	XSARA Break (N2)	1.8 i	10.1997 - 09.2000	1761	KW 66 / PS 90	4
CITROËN	XSARA Break (N2)	1.8 i	10.1997 - 09.2000	1761	KW 66 / PS 90	4
CITROËN	XSARA Break (N2)	1.8 i 16V	10.1997 - 09.2000	1761	KW 81 / PS 110	4
CITROËN	XSARA Break (N2)	1.8 i Aut.	10.1997 - 09.2000	1761	KW 74 / PS 101	4
CITROËN	XSARA Break (N2)	1.8 i Aut.	10.1997 - 09.2000	1761	KW 74 / PS 101	4
CITROËN	XSARA Break (N2)	2.0 16V	07.1998 - 09.2000	1998	KW 97 / PS 132	4
CITROËN	XSARA Break (N2)	2.0 16V	09.2000 - 08.2005	1997	KW 100 / PS 136	4
CITROËN	XSARA Coupe (N0)	1.4 i	03.1998 - 03.2005	1360	KW 55 / PS 75	4
CITROËN	XSARA Coupe (N0)	1.4 i	03.1998 - 03.2005	1360	KW 55 / PS 75	4
CITROËN	XSARA Coupe (N0)	1.4 i	03.1998 - 03.2005	1360	KW 55 / PS 75	4
CITROËN	XSARA Coupe (N0)	1.6 16V	09.2000 - 03.2005	1587	KW 80 / PS 109	4
CITROËN	XSARA Coupe (N0)	1.6 i	02.1998 - 09.2000	1587	KW 65 / PS 88	4
CITROËN	XSARA Coupe (N0)	1.6 i	02.1998 - 09.2000	1587	KW 65 / PS 88	4
CITROËN	XSARA Coupe (N0)	1.8 i	02.1998 - 09.2000	1761	KW 66 / PS 90	4
CITROËN	XSARA Coupe (N0)	1.8 i	02.1998 - 09.2000	1761	KW 66 / PS 90	4
CITROËN	XSARA Coupe (N0)	1.8 i	02.1998 - 09.2000	1761	KW 74 / PS 101	4
CITROËN	XSARA Coupe (N0)	1.8 i	02.1998 - 09.2000	1761	KW 74 / PS 101	4
CITROËN	XSARA Coupe (N0)	1.8 i 16V	02.1998 - 09.2000	1761	KW 81 / PS 110	4
CITROËN	XSARA Coupe (N0)	2.0 16V	09.2000 - 03.2005	1997	KW 100 / PS 136	4
CITROËN	XSARA Coupe (N0)	2.0 i 16V	02.1998 - 03.2005	1998	KW 120 / PS 163	4
CITROËN	XSARA PICASSO (N68)	1.6	12.1999 -	1587	KW 65 / PS 88	4
CITROËN	XSARA PICASSO (N68)	1.6	12.1999 -	1587	KW 65 / PS 88	4
CITROËN	XSARA PICASSO (N68)	1.6	12.1999 -	1587	KW 70 / PS 95	4
CITROËN	XSARA PICASSO (N68)	1.6	12.1999 -	1587	KW 70 / PS 95	4
CITROËN	XSARA PICASSO (N68)	1.6	06.2002 -	1587	KW 67 / PS 91	4
CITROËN	XSARA PICASSO (N68)	1.6 16V	09.2005 -	1587	KW 80 / PS 109	4
CITROËN	XSARA PICASSO (N68)	1.6 Chrono	04.2001 - 10.2004	1587	KW 74 / PS 101	4
CITROËN	XSARA PICASSO (N68)	1.8 16V	02.2000 -	1749	KW 85 / PS 115	4
CITROËN	XSARA PICASSO (N68)	1.8 16V	02.2000 -	1749	KW 85 / PS 115	4
CITROËN	XSARA PICASSO (N68)	2.0 16V	01.2003 -	1997	KW 100 / PS 136	4


Engine code



SKZ (ZPJ4/Z); UKZ (ZPJ4/Z)		138012
RFV (XU10J4R)	133821	
RFV (XU10J4R)	133871	
RFV (XU10J4R)	138760	
RGX (XU10J2TE)	138760	
XFZ (ES9J4)	133862	
SFZ (ZPJ/Z); UFZ (ZPJ/Z)		138012
SKZ (ZPJ4/Z); UKZ (ZPJ4/Z)		138012
RFZ (XU10J2)	138760	
RDZ (XU10MZ); XU102C	138760	
RGY (XU10J2TE/Z)	138760	
SFZ (ZPJ/Z); UFZ (ZPJ/Z)		138012
RFV (XU10J4R)	133821	
RFV (XU10J4R)	133871	
RFV (XU10J4R)	138760	
RGX (XU10J2TE); RGY (XU10J2TE/Z)	138760	
XFZ (ES9J4)	133862	
SFZ (ZPJ/Z); UFZ (ZPJ/Z)		138012
KFW (TU3JP); KFX (TU3JP)	133817	
KFW (TU3JP); KFX (TU3JP)	133818	
KFW (TU3JP); KFX (TU3JP)	138760	
NFU (TU5JP4)	133819	
NFZ (TU5JP)	133817	
NFZ (TU5JP)	138760	
LFX (XU7JB)	138760	
LFX (XU7JB)	138793	
LFY (XU7JP4)	133821	
LFZ (XU7JP)	138760	
LFZ (XU7JP)	138793	
RFV (XU10J4R)	133821	
RFN (EW10J4)	133883	
KFW (TU3JP); KFX (TU3JP)	133817	
KFW (TU3JP); KFX (TU3JP)	133818	
KFW (TU3JP); KFX (TU3JP)	138760	
NFU (TU5JP4)	133819	
NFZ (TU5JP)	133817	
NFZ (TU5JP)	138760	
LFX (XU7JB)	138760	
LFX (XU7JB)	138793	
LFY (XU7JP4)	133821	
LFZ (XU7JP)	138760	
LFZ (XU7JP)	138793	
RFV (XU10J4R)	133821	
RFN (EW10J4)	133883	
KFW (TU3JP); KFX (TU3JP)	133817	
KFW (TU3JP); KFX (TU3JP)	133818	
KFW (TU3JP); KFX (TU3JP)	138760	
NFU (TU5JP4)	133819	
NFZ (TU5JP)	133817	
NFZ (TU5JP)	138760	
LFX (XU7JB)	138760	
LFX (XU7JB)	138793	
LFZ (XU7JP)	138760	
LFZ (XU7JP)	138793	
LFY (XU7JP4)	133821	
RFN (EW10J4)	133883	
RFS (XU10J4RS)	133859	
NFZ (TU5JP)	133817	
NFZ (TU5JP)	138760	
NFV (TU5JP)	133817	
NFV (TU5JP)	133818	
	133818	
NFU (TU5JP4)	133819	
	133818	
6FZ (EW7J4)	133821	
6FZ (EW7J4)	133883	138401
RFN (EW10J4)	133883	

Anwendungsliste

Application List

	Model	Type	Model year	ccm	Output	Cylinder
CITROËN	ZX (N2)	1,1	03.1991 - 08.1993	1124	KW 40 / PS 54	4
CITROËN	ZX (N2)	1.1	03.1991 - 06.1997	1124	KW 44 / PS 60	4
CITROËN	ZX (N2)	1.1	03.1991 - 06.1997	1124	KW 44 / PS 60	4
CITROËN	ZX (N2)	1.4	03.1991 - 06.1997	1360	KW 55 / PS 75	4
CITROËN	ZX (N2)	1.8	04.1996 - 10.1997	1761	KW 82 / PS 111	4
CITROËN	ZX (N2)	1.8	04.1996 - 10.1997	1761	KW 82 / PS 111	4
CITROËN	ZX (N2)	1.4 i	03.1991 - 06.1997	1360	KW 55 / PS 75	4
CITROËN	ZX (N2)	1.4 i	03.1991 - 06.1997	1360	KW 55 / PS 75	4
CITROËN	ZX (N2)	1.6 i	03.1991 - 06.1997	1580	KW 65 / PS 88	4
CITROËN	ZX (N2)	1.8 i	07.1992 - 06.1997	1761	KW 74 / PS 101	4
CITROËN	ZX (N2)	1.8 i 16V	01.1996 - 06.1997	1761	KW 81 / PS 110	4
CITROËN	ZX (N2)	1.8 i 16V	01.1996 - 06.1997	1761	KW 81 / PS 110	4
CITROËN	ZX (N2)	1.8 i 16V	01.1996 - 06.1997	1761	KW 81 / PS 110	4
CITROËN	ZX (N2)	1.9 i	03.1991 - 06.1997	1905	KW 88 / PS 120	4
CITROËN	ZX (N2)	2.0 i	07.1992 - 06.1997	1998	KW 89 / PS 121	4
CITROËN	ZX (N2)	2.0 i 16V	07.1992 - 10.1994	1998	KW 112 / PS 152	4
CITROËN	ZX (N2)	2.0 i 16V	06.1994 - 06.1997	1998	KW 110 / PS 150	4
CITROËN	ZX (N2)	2.0 i 16V	05.1996 - 06.1997	1998	KW 120 / PS 163	4
CITROËN	ZX Break (N2)	1.4 i	10.1993 - 10.1997	1360	KW 55 / PS 75	4
CITROËN	ZX Break (N2)	1.4 i	10.1993 - 10.1997	1360	KW 55 / PS 75	4
CITROËN	ZX Break (N2)	1.6 i	10.1993 - 10.1997	1580	KW 65 / PS 88	4
CITROËN	ZX Break (N2)	1.8 i	10.1993 - 10.1997	1761	KW 74 / PS 101	4
CITROËN	ZX Break (N2)	1.8 i 16V	01.1996 - 02.1998	1761	KW 81 / PS 110	4
CITROËN	ZX Break (N2)	1.8 i 16V	01.1996 - 02.1998	1761	KW 81 / PS 110	4
CITROËN	ZX Break (N2)	1.8 i 16V	01.1996 - 02.1998	1761	KW 81 / PS 110	4
DACIA	DUSTER	1.6 16V	04.2010 -	1598	KW 77 / PS 105	4
DACIA	DUSTER	1.6 16V 4x4	06.2010 -	1598	KW 77 / PS 105	4
DACIA	LOGAN (LS_)	1.4	09.2004 -	1390	KW 55 / PS 75	4
DACIA	LOGAN (LS_)	1.6	09.2004 -	1598	KW 64 / PS 87	4
DACIA	LOGAN (LS_)	1.6 16V	02.2006 -	1598	KW 77 / PS 105	4
DACIA	LOGAN MCV (KS_)	1.4	02.2007 -	1390	KW 55 / PS 75	4
DACIA	LOGAN MCV (KS_)	1.6	02.2007 -	1598	KW 64 / PS 87	4
DAEWOO	KALOS (KLAS)	1.2	04.2003 -	1150	KW 53 / PS 72	4
DAEWOO	KALOS (KLAS)	1.4	09.2002 -	1399	KW 61 / PS 83	4
DAEWOO	KALOS (KLAS)	1.4 16V	04.2003 -	1399	KW 69 / PS 94	4
DAEWOO	KALOS Stufenheck (KLAS)	1.4	11.2002 - 12.2004	1399	KW 61 / PS 83	4
DAEWOO	KALOS Stufenheck (KLAS)	1.4	05.2003 - 12.2004	1399	KW 69 / PS 94	4
DAEWOO	KORANDO (KJ)	3.2 4x4	01.1999 -	3199	KW 156 / PS 212	6
DAEWOO	LACETTI Stufenheck	2.0	04.1997 - 05.1999	1998	KW 98 / PS 133	4
DAEWOO	LACETTI Stufenheck	2.0	06.1999 - 07.2003	1998	KW 98 / PS 133	4
DAEWOO	LANOS Stufenheck (KLAT)	1.6 16V	05.1997 -	1598	KW 78 / PS 106	4
DAEWOO	MAGNUS	2.0	07.1999 -	1998	KW 96 / PS 131	4
DAEWOO	MATIZ (KLYA)	1.0	01.2003 -	995	KW 47 / PS 64	4
DAEWOO	MUSSO (FJ)	2.3	01.1999 -	2295	KW 103 / PS 140	4
DAEWOO	MUSSO (FJ)	3.2 4x4	01.1999 -	3199	KW 162 / PS 220	6
DAEWOO	NUBIRA (KLAJ)	1.6 16V	05.1997 -	1598	KW 78 / PS 106	4
DAEWOO	NUBIRA Stufenheck (KLAJ)	1.6 16V	07.2000 -	1598	KW 76 / PS 103	4
DAEWOO	NUBIRA Wagon (KLAJ)	1.6 16V	12.2000 -	1598	KW 76 / PS 103	4
DAEWOO	REZZO (KLAU)	2.0	09.2001 -	1998	KW 89 / PS 121	4
DAIHATSU	APPLAUSE I (A101, A111)	1.6 16V	06.1989 - 07.1997	1590	KW 77 / PS 105	4
DAIHATSU	APPLAUSE I (A101, A111)	1.6 16V 4WD	06.1989 - 07.1997	1590	KW 77 / PS 105	4
DAIMLER	2.8 - 5.3	Double Six 5.3	05.1975 - 07.1981	5344	KW 211 / PS 287	12
DAIMLER	2.8 - 5.3	Sovereign 4.2	06.1976 - 03.1979	4235	KW 124 / PS 169	6
DAIMLER	DAIMLER XJ (X30_)	Six 4.0	10.1994 - 06.2003	3980	KW 177 / PS 241	6
DAIMLER	XJ 40, 81	Sovereign 4.0	09.1989 - 09.1994	3980	KW 163 / PS 222	6
FERRARI	348 tb/GTB	3.4	02.1990 - 10.1993	3405	KW 221 / PS 300	8
FERRARI	348 tb/GTB	3.4	10.1993 - 04.1994	3405	KW 235 / PS 320	8
FERRARI	348 ts/GTS	3.4	08.1990 - 10.1993	3405	KW 221 / PS 300	8
FERRARI	348 ts/GTS	3.4	10.1993 - 12.1995	3405	KW 235 / PS 320	8
FERRARI	456 GT/GTA	5.5	01.1993 - 06.2004	5474	KW 325 / PS 442	12
FERRARI	512 TR	5.0	01.1992 - 10.1994	4943	KW 315 / PS 428	12
FERRARI	F355 BERLINETTA	3.5	05.1994 - 03.1999	3496	KW 280 / PS 380	8
FERRARI	F355 GTS	3.5 Spider	07.1994 - 03.1999	3496	KW 280 / PS 380	8
FERRARI	MONDIAL	3.4 T	03.1989 - 12.1993	3405	KW 221 / PS 300	8
FERRARI	MONDIAL Cabriolet	3.4 T	01.1989 - 12.1993	3405	KW 221 / PS 300	8
FIAT	500	1.4	10.2007 -	1368	KW 74 / PS 100	4
FIAT	500 C	1.4	09.2009 -	1368	KW 74 / PS 100	4


Engine code



H1A; H1B		138005
HDZ (TU1M)	138752	138005
HDZ (TU1M)	138760	138005
KDZ (TU3M/Z)	138752	138005
LFY (XU7JP4)	133821	
LFY (XU7JP4)	133871	
KDX (TU3M/Z); KDZ (TU3M/Z); KFX (TU3JP)	138752	
KDX (TU3M/Z); KDZ (TU3M/Z); KFX (TU3JP)	138760	
BDY (XU5M); BFZ (XU5JP)	138760	
LFZ (XU7JP)	138760	
LFY (XU7JP4)	133821	138401
LFY (XU7JP4)	133871	138401
LFY (XU7JP4)	138760	138401
DKZ (XU9JA)	138760	138001
RFX (XU10J2C)	138760	
RFT (XU10J4/Z); RFY (XU10J4/Z)	138760	
RFT (XU10J4/Z)	138760	
RFS (XU10J4RS)	133859	
KDX (TU3M/Z); KDY (TU3M); KFX (TU3JP)	138752	
KDX (TU3M/Z); KDY (TU3M); KFX (TU3JP)	138760	
BDY (XU5M); BFZ (XU5JP)	138760	
LFZ (XU7JP)	138760	
LFY (XU7JP4)	133821	138401
LFY (XU7JP4)	133871	138401
LFY (XU7JP4)	138760	138401
K4M 690; K4M 696	133800	
K4M 606	133800	
K7J 710	138764	
K7M 710	138764	
K4M 690; K4M 696	133800	
K7J 710	138764	
K7M 710	138764	
B12S1	138816	
F14S3	138816	
F14D3	138816	
F14S3	138816	
F14D3	138816	
M 104.995	133814	
X 20 SED	138805	
X 20 SED	138805	
A16DMS	138805	
X 20 SED	138805	
B10S	138816	
M 111.970	133814	
M 104.992	133814	
A16DMS	138805	
A16DMS	138816	
A16DMS	138816	
X 20 SED	138805	
HD-E		138069
HD-E		138069
V 12 (75-79)	138756	
XK 4.2 (-79)	138790	
9JPF RB		138031
9EPCNA		138031
F 119 F 000	138793	138401
F 119 D 040	138793	138401
F 119 F 000	138793	138401
F 119 D 040	138793	138401
F 116 B 00		138403
F 113 D 00/40		138403
F 129B/40	138793	138401
F 129B/40	138793	138401
F 119 D	138793	138401
F 119 D	138793	138401
169 A3.000	133801	
169 A3.000	133801	

Anwendungsliste

Application List

	Model	Type	Model year	ccm	Output	Cylinder
FIAT	ARGENTA (132A)	2000	06.1978 - 12.1985	1995	KW 83 / PS 113	4
FIAT	ARGENTA (132A)	2000 i.e.	06.1981 - 07.1986	1995	KW 90 / PS 122	4
FIAT	ARGENTA (132A)	2000 i.e.	06.1981 - 07.1986	1995	KW 90 / PS 122	4
FIAT	BARCETTA (183)	1.8 16V	04.1995 - 05.2005	1747	KW 96 / PS 130	4
FIAT	BARCETTA (183)	1.8 16V	04.1995 - 05.2005	1747	KW 96 / PS 130	4
FIAT	BRAVA (182)	1.4	10.1995 - 10.2001	1370	KW 55 / PS 75	4
FIAT	BRAVA (182)	1.2 16V 80	12.1998 - 10.2000	1242	KW 60 / PS 82	4
FIAT	BRAVA (182)	1.2 16V 80	10.2000 - 10.2001	1242	KW 59 / PS 80	4
FIAT	BRAVA (182)	1.4 12 V	10.1995 - 08.1998	1370	KW 59 / PS 80	4
FIAT	BRAVA (182)	1.6 16V	10.1995 - 10.2001	1581	KW 66 / PS 90	4
FIAT	BRAVA (182)	1.6 16V	02.1996 - 10.2001	1581	KW 76 / PS 103	4
FIAT	BRAVA (182)	1.8 GT 16V	10.1995 - 10.2001	1747	KW 83 / PS 113	4
FIAT	BRAVA (182)	1.8 GT 16V	10.1995 - 10.2001	1747	KW 83 / PS 113	4
FIAT	BRAVA (182)	2.0	09.1998 - 08.2000	1998	KW 113 / PS 154	5
FIAT	BRAVO I (182)	1.4	10.1995 - 10.2001	1370	KW 55 / PS 75	4
FIAT	BRAVO I (182)	1.4	10.1995 - 10.2001	1370	KW 59 / PS 80	4
FIAT	BRAVO I (182)	1.2 16V 80	12.1998 - 10.2000	1242	KW 60 / PS 82	4
FIAT	BRAVO I (182)	1.2 16V 80	10.2000 - 10.2001	1242	KW 59 / PS 80	4
FIAT	BRAVO I (182)	1.6 16V	10.1995 - 10.2001	1581	KW 66 / PS 90	4
FIAT	BRAVO I (182)	1.6 16V	03.1996 - 10.2001	1581	KW 76 / PS 103	4
FIAT	BRAVO I (182)	1.8 GT	10.1995 - 10.2001	1747	KW 83 / PS 113	4
FIAT	BRAVO I (182)	1.8 GT	10.1995 - 10.2001	1747	KW 83 / PS 113	4
FIAT	BRAVO I (182)	2.0 HGT 20V	10.1995 - 07.1998	1998	KW 108 / PS 147	5
FIAT	BRAVO I (182)	2.0 HGT 20V	07.1998 - 10.2001	1998	KW 113 / PS 154	5
FIAT	BRAVO II (198)	1.4	04.2007 -	1368	KW 66 / PS 90	4
FIAT	CINQUECENTO (170)	0.7	12.1991 - 01.1996	704	KW 23 / PS 31	2
FIAT	CINQUECENTO (170)	0.7 i	07.1994 - 01.1998	704	KW 22 / PS 30	2
FIAT	CINQUECENTO (170)	0.7 i	07.1994 - 01.1998	704	KW 22 / PS 30	2
FIAT	CINQUECENTO (170)	0.9	07.1991 - 12.1993	903	KW 30 / PS 41	4
FIAT	CINQUECENTO (170)	0.9 i.e.	07.1991 - 12.1993	903	KW 30 / PS 41	4
FIAT	CINQUECENTO (170)	0.9 i.e. S	07.1991 - 07.1999	899	KW 29 / PS 40	4
FIAT	CINQUECENTO (170)	1.1 Sporting	10.1994 - 01.1998	1108	KW 40 / PS 54	4
FIAT	COUPE (FA/175)	1.8 16V	03.1996 - 08.2000	1747	KW 96 / PS 131	4
FIAT	COUPE (FA/175)	1.8 16V	03.1996 - 08.2000	1747	KW 96 / PS 131	4
FIAT	COUPE (FA/175)	2.0 16V Turbo	11.1993 - 08.1996	1995	KW 140 / PS 190	4
FIAT	COUPE (FA/175)	2.0 20V	08.1996 - 04.1998	1998	KW 108 / PS 147	5
FIAT	COUPE (FA/175)	2.0 20V	04.1998 - 08.2000	1998	KW 113 / PS 154	5
FIAT	COUPE (FA/175)	2.0 20V Turbo	08.1996 - 08.2000	1998	KW 162 / PS 220	5
FIAT	CROMA (154)	1600	12.1985 - 12.1990	1585	KW 61 / PS 83	4
FIAT	CROMA (154)	2000 16V	08.1992 - 08.1996	1995	KW 101 / PS 137	4
FIAT	CROMA (154)	2000 CHT	12.1985 - 02.1989	1995	KW 66 / PS 90	4
FIAT	CROMA (154)	2000 CHT	12.1985 - 02.1989	1995	KW 66 / PS 90	4
FIAT	CROMA (154)	2000 i.e.	03.1986 - 09.1990	1995	KW 83 / PS 113	4
FIAT	CROMA (154)	2000 i.e.	03.1986 - 09.1990	1995	KW 83 / PS 113	4
FIAT	CROMA (154)	2000 i.e.	03.1987 - 09.1992	1995	KW 88 / PS 120	4
FIAT	CROMA (154)	2000 i.e.	03.1987 - 09.1992	1995	KW 88 / PS 120	4
FIAT	CROMA (154)	2000 i.e.	10.1987 - 08.1996	1995	KW 85 / PS 116	4
FIAT	CROMA (154)	2000 i.e.	10.1987 - 08.1996	1995	KW 85 / PS 116	4
FIAT	CROMA (154)	2000 i.e. Turbo	12.1985 - 06.1990	1995	KW 114 / PS 155	4
FIAT	CROMA (154)	2000 i.e. Turbo	06.1987 - 08.1996	1995	KW 110 / PS 150	4
FIAT	CROMA (154)	2000 i.e. Turbo	11.1986 - 11.1988	1995	KW 111 / PS 151	4
FIAT	CROMA (194)	1.8 16V	12.2005 -	1796	KW 103 / PS 140	4
FIAT	DOBLO (119)	1.2	03.2001 -	1242	KW 48 / PS 65	4
FIAT	DOBLO (119)	1.6 16V	10.2001 -	1596	KW 76 / PS 103	4
FIAT	DOBLO (119)	1.6 Natural Power	09.2002 -	1596	KW 76 / PS 103	4
FIAT	DOBLO (119)	1.6 Natural Power	09.2002 -	1596	KW 76 / PS 103	4
FIAT	DOBLO Cargo (223)	1.2	03.2001 -	1242	KW 48 / PS 65	4
FIAT	DOBLO Cargo (223)	1.6 16V	10.2001 -	1596	KW 76 / PS 103	4
FIAT	DOBLO Cargo (223)	1.6 Natural Power	09.2002 -	1596	KW 76 / PS 103	4
FIAT	DOBLO Kasten/Kombi (263)	1.4	02.2010 -	1368	KW 70 / PS 95	4
FIAT	DOBLO Kombi (152, 263)	1.4	02.2010 -	1368	KW 70 / PS 95	4
FIAT	DUCATO Bus (230)	2.0 4x4	11.1994 - 11.2001	1998	KW 80 / PS 109	4
FIAT	DUCATO Bus (230)	2.0 Panorama/Combinato	03.1994 - 04.2002	1998	KW 80 / PS 109	4
FIAT	DUCATO Bus (244, Z_)	2.0	04.2002 -	1998	KW 81 / PS 110	4
FIAT	DUCATO Bus (244, Z_)	2.0 Bipower	11.2002 -	1998	KW 81 / PS 110	4
FIAT	DUCATO Kasten (230L)	2.0	03.1994 - 04.2002	1998	KW 80 / PS 109	4
FIAT	DUCATO Kasten (244)	2.0	04.2002 -	1998	KW 81 / PS 110	4

Engine code



132 C2.000; 132 D1.000	138754	138083	
132 C3.000	138732		
132 C3.000	138754		
183 A1.000; 188 A6.000	133849		138554 138688
183 A1.000; 188 A6.000	133926		138554 138688
182 A5.000	138793		
182 B2.000	138793		
188 A5.000	138793		
182 A3.000	138793		
182 A6.000	138739		
182 A4.000	138739		
182 A2.000	133849		138688
182 A2.000	133926		
182 B7.000	133829		
182 A5.000	138793		
182 A3.000	138793		
182 B2.000	138793		
188 A5.000	138793		
182 A6.000	138739		
182 A4.000	138739		
182 A2.000	133849		138688
182 A2.000	133926		
182 A1.000	133865		
182 B7.000	133829		
192 B2.000	133801		
170 A.000	138730		
170 A.046	138730		
170 A.046	138754		
170 A1.000	138730		
170 A1.046	138730		
1170 A1.000; 1170 A1.046	138730		
176 B2.000	138730		
183 A1.000	133849		138688
183 A1.000	133926		138688
175 A1.000	138730		
182 A1.000	133829		
182 B3.000	133829		
175 A3.000	133865		
154 A.048	138732		
154 E1.000	138793		
154 A1.000	138732		
154 A1.000	138754		
834 B.048	138732	138191	
834 B.048	138754	138191	
154 C3.000; 834 B.000	138732	138191	
154 C3.000; 834 B.000	138754	138191	
154 C3.046; 834 B.146	138732		
154 C3.046; 834 B.146	138754		
154 A2.000	138754	138083	
154 C4.046; 834 C.146	138754	138083	
834 C.146	138754	138083	
939 A4.000	133832		
223 A5.000	138730		
182 B6.000	133827		
182 B6.000	133827		
182 B6.000	138739		
223 A5.000	138730		
182 B6.000	133827		
182 B6.000	138739		
843 A1.000	133801		
843 A1.000	133801		
RFW	138760		
RFW	138760		
RFL	138760		
RFL	138760		
RFW	138760		
RFL	138760		

Anwendungsliste

Application List



	Model	Type	Model year	ccm	Output	Cylinder
FIAT	DUCATO Kasten (244)	2.0 Bipower	11.2002 -	1998	KW 81 / PS 110	4
FIAT	DUCATO Kasten (280)	1.8	01.1982 - 10.1988	1783	KW 49 / PS 67	4
FIAT	DUCATO Kasten (280)	2.0	07.1985 - 08.1990	1971	KW 55 / PS 75	4
FIAT	DUCATO Kasten (280)	2.0	01.1982 - 08.1990	1971	KW 58 / PS 79	4
FIAT	DUCATO Kasten (280)	2.0	03.1989 - 08.1990	1971	KW 62 / PS 84	4
FIAT	DUCATO Panorama (280)	1.8	07.1982 - 12.1988	1783	KW 51 / PS 67	4
FIAT	DUCATO Panorama (280)	2.0	01.1986 - 08.1990	1971	KW 55 / PS 75	4
FIAT	DUCATO Panorama (280)	2.0	07.1982 - 05.1985	1971	KW 58 / PS 79	4
FIAT	DUCATO Panorama (280)	2.0	09.1988 - 08.1990	1971	KW 62 / PS 84	4
FIAT	DUCATO Panorama (290)	2.0	07.1990 - 03.1994	1971	KW 62 / PS 84	4
FIAT	DUCATO Pritsche/Fahrgestell	2.0	06.1998 - 04.2002	1998	KW 80 / PS 109	4
FIAT	DUCATO Pritsche/Fahrgestell	2.0	07.1985 - 08.1990	1971	KW 55 / PS 75	4
FIAT	DUCATO Pritsche/Fahrgestell	2.0	07.1990 - 03.1994	1971	KW 62 / PS 84	4
FIAT	FIORINO (147)	1.5	01.1988 - 08.1993	1499	KW 55 / PS 75	4
FIAT	FIORINO Kasten (146 Uno)	70 1.3	01.1988 - 12.1994	1301	KW 49 / PS 67	4
FIAT	FIORINO Kasten (146 Uno)	70 i.e. 1.4	05.1994 - 05.2001	1372	KW 49 / PS 67	4
FIAT	FIORINO Kasten (146 Uno)	70 i.e. 1.4	05.1994 - 05.2001	1372	KW 49 / PS 67	4
FIAT	FIORINO Kasten (146 Uno)	75 i.e. 1.5	05.1988 - 12.1993	1499	KW 55 / PS 75	4
FIAT	FIORINO Kasten (146 Uno)	75 i.e. 1.5	05.1988 - 12.1993	1499	KW 55 / PS 75	4
FIAT	FIORINO Kasten (146 Uno)	75 i.e. 1.6	10.1993 - 05.2001	1581	KW 55 / PS 75	4
FIAT	FIORINO Kasten (146 Uno)	75 i.e. 1.6	10.1993 - 05.2001	1581	KW 55 / PS 75	4
FIAT	FIORINO Pick up (146) (146)	1.4	05.1994 - 05.2001	1372	KW 49 / PS 67	4
FIAT	IDEA	1.2 16V	01.2004 -	1242	KW 59 / PS 80	4
FIAT	IDEA	1.4 16V	01.2004 -	1368	KW 70 / PS 95	4
FIAT	LINEA (323)	1.4	06.2007 -	1368	KW 57 / PS 77	4
FIAT	MAREA (185)	1.2 16V	10.1998 - 05.2002	1242	KW 60 / PS 82	4
FIAT	MAREA (185)	1.4 80 12V	09.1996 - 05.2002	1370	KW 59 / PS 80	4
FIAT	MAREA (185)	1.6 100 16V	09.1996 - 05.2002	1581	KW 76 / PS 103	4
FIAT	MAREA (185)	1.6 100 16V Bipower	04.1999 - 05.2002	1581	KW 76 / PS 103	4
FIAT	MAREA (185)	1.8 115 16V	09.1996 - 05.2002	1747	KW 83 / PS 113	4
FIAT	MAREA (185)	1.8 115 16V	09.1996 - 05.2002	1747	KW 83 / PS 113	4
FIAT	MAREA (185)	2.0 150 20V	09.1996 - 04.1999	1998	KW 108 / PS 147	5
FIAT	MAREA (185)	2.0 150 20V	01.2001 - 05.2002	1998	KW 110 / PS 150	5
FIAT	MAREA (185)	2.0 155 20V	04.1999 - 01.2001	1998	KW 113 / PS 154	5
FIAT	MAREA Weekend (185)	1.2 16V	10.1998 - 05.2002	1242	KW 60 / PS 82	4
FIAT	MAREA Weekend (185)	1.4 80 12V	09.1996 - 05.2002	1370	KW 59 / PS 80	4
FIAT	MAREA Weekend (185)	1.6 100 16V	09.1996 - 05.2002	1581	KW 76 / PS 103	4
FIAT	MAREA Weekend (185)	1.8 115 16V	09.1996 - 05.2002	1747	KW 83 / PS 113	4
FIAT	MAREA Weekend (185)	1.8 115 16V	09.1996 - 05.2002	1747	KW 83 / PS 113	4
FIAT	MAREA Weekend (185)	2.0 150 20V	09.1996 - 04.1999	1998	KW 108 / PS 147	5
FIAT	MAREA Weekend (185)	2.0 150 20V	01.2001 - 05.2002	1998	KW 110 / PS 150	5
FIAT	MAREA Weekend (185)	2.0 155 20V	04.1999 - 01.2001	1998	KW 113 / PS 154	5
FIAT	MULTIPLA (186)	1.6 100 16V	04.1999 - 06.2010	1581	KW 76 / PS 103	4
FIAT	MULTIPLA (186)	1.6 16V	04.2002 - 06.2010	1596	KW 70 / PS 95	4
FIAT	MULTIPLA (186)	1.6 16V Bipower	04.1999 - 06.2010	1581	KW 76 / PS 103	4
FIAT	MULTIPLA (186)	1.6 16V Bipower	10.2001 - 06.2010	1596	KW 76 / PS 103	4
FIAT	MULTIPLA (186)	1.6 16V Blupower	04.1999 - 06.2010	1581	KW 70 / PS 95	4
FIAT	PALIO (178BX)	1.2	06.1998 -	1242	KW 54 / PS 73	4
FIAT	PALIO (178BX)	1.4	04.1996 -	1372	KW 51 / PS 69	4
FIAT	PALIO (178BX)	1.0	04.1996 -	994	KW 45 / PS 61	4
FIAT	PALIO (178BX)	1.0	04.1996 -	994	KW 56 / PS 77	4
FIAT	PALIO (178BX)	1.4 KAT	04.1996 -	1372	KW 51 / PS 69	4
FIAT	PALIO (178BX)	1.6 16V	04.1996 -	1581	KW 74 / PS 100	4
FIAT	PALIO Weekend (178DX)	1.2	04.1996 - 02.2001	1242	KW 54 / PS 73	4
FIAT	PALIO Weekend (178DX)	1.2	02.2001 -	1242	KW 44 / PS 60	4
FIAT	PALIO Weekend (178DX)	1.6 16V	04.1996 - 02.2001	1581	KW 74 / PS 100	4
FIAT	PALIO Weekend (178DX)	1.6 16V	02.2001 -	1596	KW 76 / PS 103	4
FIAT	PALIO Weekend (178DX)	1.6 16V	02.2001 -	1596	KW 76 / PS 103	4
FIAT	PANDA (141A_)	750	01.1995 - 12.1997	770	KW 25 / PS 34	4
FIAT	PANDA (141A_)	750	01.1995 - 12.1997	770	KW 25 / PS 34	4
FIAT	PANDA (141A_)	900	04.1992 - 12.1996	899	KW 29 / PS 40	4
FIAT	PANDA (141A_)	1000	01.1986 - 04.1992	999	KW 32 / PS 44	4
FIAT	PANDA (141A_)	1000	01.1985 - 12.1992	999	KW 37 / PS 50	4
FIAT	PANDA (141A_)	1100	05.1991 - 12.1999	1108	KW 37 / PS 50	4
FIAT	PANDA (141A_)	1100	02.1995 - 09.2003	1108	KW 40 / PS 54	4
FIAT	PANDA (141A_)	1000 4x4	01.1986 - 07.1989	999	KW 32 / PS 44	4
FIAT	PANDA (141A_)	1000 4x4	05.1986 - 12.1994	999	KW 33 / PS 45	4

Engine code










RFL	138760		
169 B		138001	
170 B		138001	
XN 1T		138001	
170 D		138001	
		138001	
170 B		138001	
XN 1T		138001	
170 D		138001	
170 D		138001	
RFW	138760		
170 B		138001	
170 D		138001	
149 C1.000	138732		
146 A5.000		138082	
146 C5.000; 146 D5.000	138732		
146 C5.000; 146 D5.000	138793		
149 C1.000	138732		
149 C1.000	138754		
146 C6.000; 146 D6.000	138732	138191	
146 C6.000; 146 D6.000	138793	138191	
146 D5.000	138793		
188 A5.000	133801		
843 A1.000	133801		
350 A1.000	133801		
182 B2.000	138793		
182 A3.000	138793		
182 A4.000	138739		
185 A3.000; 186 A4.000	138739		
182 A2.000	133849		138688
182 A2.000	133926		138688
182 A1.000	133829		
185 A8.000	133829		
182 B7.000	133829		
182 B2.000	138793		
182 A3.000	138793		
182 A4.000	138739		
182 A2.000	133849		138688
182 A2.000	133926		138688
182 A1.000	133829		
185 A8.000	133829		
182 B7.000	133829		
182 A4.000	138739		
182 B6.000	138739		
186 A4.000	138739		
182 B6.000	138739		
186 A3.000	138739		
176 A8.000; 178 B5.000; 178 E2.000	138730		
178 B2.000	138730		
	138730		
	138878		
178 B2.016	138730		
178 B3.000	138739		
178 B5.000	138730		
178 C4.066; 188 A4.000	138730		
178 B3.000	138739		
182 B6.000	133827		
182 B6.000	138739		
156 A4.048		138082	
156 A4.048		138192	
1170 A1.046	138730		
156 A2.100		138192	
156 A3.000		138192	
156 C.046	138730	138192	
176 B2.000; 187 A1.000	138730		
156 A2.100; 156 A3.100		138192	
141 C2.000; 156 A2.246	138730	138192	

Anwendungsliste

Application List



	Model	Type	Model year	ccm	Output	Cylinder
FIAT	PANDA (141A)	1000 i.e. KAT	10.1987 - 08.1998	999	KW 33 / PS 45	4
FIAT	PANDA (141A)	1100 4x4	02.1995 - 07.2004	1108	KW 40 / PS 54	4
FIAT	PANDA (141A)	1100 Trekking 4x4	10.1991 - 07.2004	1108	KW 37 / PS 50	4
FIAT	PANDA (169)	1.1	09.2003 -	1108	KW 40 / PS 54	4
FIAT	PANDA (169)	1.2	09.2003 -	1242	KW 44 / PS 60	4
FIAT	PANDA (169)	1.4	10.2006 -	1368	KW 74 / PS 100	4
FIAT	PANDA (169)	1.2 4x4	10.2004 -	1242	KW 44 / PS 60	4
FIAT	PANDA Van (141)	1000 i.e	08.1992 - 02.2004	999	KW 33 / PS 45	4
FIAT	PUNTO (176)	1.2 16V	04.1997 - 09.1999	1242	KW 63 / PS 86	4
FIAT	PUNTO (176)	1.4 GT Turbo	01.1994 - 09.1996	1372	KW 98 / PS 133	4
FIAT	PUNTO (176)	1.4 GT Turbo	09.1996 - 09.1999	1372	KW 96 / PS 131	4
FIAT	PUNTO (176)	55 1.1	09.1993 - 09.1999	1108	KW 40 / PS 54	4
FIAT	PUNTO (176)	60 1.2	01.1994 - 09.1999	1242	KW 43 / PS 58	4
FIAT	PUNTO (176)	60 1.2	03.1994 - 09.1999	1242	KW 44 / PS 60	4
FIAT	PUNTO (176)	75 1.2	10.1993 - 09.1999	1242	KW 54 / PS 73	4
FIAT	PUNTO (188)	1.4	09.2003 -	1368	KW 70 / PS 95	4
FIAT	PUNTO (188)	1.2 16V 80	09.1999 -	1242	KW 59 / PS 80	4
FIAT	PUNTO (188)	1.2 60	09.1999 -	1242	KW 44 / PS 60	4
FIAT	PUNTO (188)	1.2 Natural Power	09.2003 -	1242	KW 44 / PS 60	4
FIAT	PUNTO (188)	1.8 130 HGT	09.1999 -	1747	KW 96 / PS 130	4
FIAT	PUNTO / GRANDE PUNTO (199)	1.4 16V	10.2005 -	1368	KW 70 / PS 95	4
FIAT	PUNTO Cabriolet (176C)	60 1.2	04.1994 - 06.2000	1242	KW 43 / PS 58	4
FIAT	PUNTO Cabriolet (176C)	60 1.2	05.1995 - 06.2000	1242	KW 44 / PS 60	4
FIAT	PUNTO Cabriolet (176C)	85 16V 1.2	04.1997 - 06.2000	1242	KW 63 / PS 86	4
FIAT	PUNTO Van (176L)	1.1	04.1996 - 02.2000	1108	KW 40 / PS 54	4
FIAT	PUNTO Van (188AX)	1.2 60	02.2000 - 10.2009	1242	KW 44 / PS 60	4
FIAT	REGATA (138)	100 Super 1.6	10.1983 - 12.1990	1585	KW 74 / PS 101	4
FIAT	REGATA (138)	100 Super 1.6	10.1983 - 12.1990	1585	KW 74 / PS 101	4
FIAT	REGATA (138)	70 1.3	09.1983 - 07.1989	1301	KW 48 / PS 65	4
FIAT	REGATA (138)	75 1.5	12.1983 - 12.1987	1498	KW 55 / PS 75	4
FIAT	REGATA (138)	75 i.e. 1.5	07.1985 - 07.1989	1498	KW 55 / PS 75	4
FIAT	REGATA (138)	75 i.e. 1.5	07.1985 - 07.1989	1498	KW 55 / PS 75	4
FIAT	REGATA (138)	85 1.5	05.1985 - 12.1987	1498	KW 58 / PS 79	4
FIAT	REGATA (138)	85 1.5	05.1985 - 12.1987	1498	KW 58 / PS 79	4
FIAT	REGATA (138)	85 1.6	10.1983 - 06.1990	1585	KW 60 / PS 82	4
FIAT	REGATA (138)	85 Super 1.5	09.1983 - 04.1985	1498	KW 60 / PS 82	4
FIAT	REGATA (138)	90 i.e. 1.6	01.1987 - 07.1989	1595	KW 66 / PS 90	4
FIAT	REGATA Weekend	100 1.6	09.1984 - 12.1986	1585	KW 74 / PS 101	4
FIAT	REGATA Weekend	100 i.e. 1.6	01.1987 - 12.1990	1585	KW 74 / PS 101	4
FIAT	REGATA Weekend	75 1.5	09.1984 - 07.1989	1498	KW 55 / PS 75	4
FIAT	REGATA Weekend	90 i.e. 1.6	01.1987 - 07.1989	1595	KW 66 / PS 90	4
FIAT	RITMO I (138A)	105 Sport 1.6	05.1981 - 12.1982	1585	KW 77 / PS 105	4
FIAT	RITMO I (138A)	125 TC Abarth 2.0	11.1981 - 09.1982	1995	KW 92 / PS 125	4
FIAT	RITMO I (138A)	75 i.e. 1.5	10.1985 - 05.1987	1498	KW 55 / PS 75	4
FIAT	RITMO I (138A)	75 i.e. 1.5	10.1985 - 05.1987	1498	KW 55 / PS 75	4
FIAT	RITMO I (138A)	85 1.5	01.1981 - 09.1982	1498	KW 63 / PS 85	4
FIAT	RITMO II (138A)	100 1.6	01.1983 - 12.1987	1585	KW 74 / PS 100	4
FIAT	RITMO II (138A)	105 1.6	01.1983 - 12.1987	1585	KW 77 / PS 105	4
FIAT	RITMO II (138A)	130 TC Abarth 2.0	04.1983 - 12.1987	1995	KW 96 / PS 130	4
FIAT	RITMO II (138A)	60 1.1	10.1982 - 10.1985	1116	KW 40 / PS 55	4
FIAT	RITMO II (138A)	60 1.1	04.1985 - 12.1987	1116	KW 43 / PS 58	4
FIAT	RITMO II (138A)	75 1.5	09.1985 - 12.1988	1498	KW 55 / PS 75	4
FIAT	RITMO II (138A)	85 1.5	01.1983 - 12.1987	1498	KW 60 / PS 82	4
FIAT	RITMO II (138A)	85 1.5	08.1985 - 05.1987	1498	KW 58 / PS 79	4
FIAT	SCUDO Combinato (220P)	1.6	02.1996 - 12.2006	1581	KW 58 / PS 79	4
FIAT	SCUDO Kasten (220L)	1.6	02.1996 - 12.2006	1581	KW 58 / PS 79	4
FIAT	SEICENTO (187)	1.1	01.1998 - 01.2010	1108	KW 40 / PS 54	4
FIAT	SEICENTO (187)	0.9	01.1998 - 01.2010	899	KW 29 / PS 39	4
FIAT	SEICENTO Van (187)	1.1	01.1998 - 01.2010	1108	KW 40 / PS 54	4
FIAT	SEICENTO Van (187)	0.9	01.1998 - 01.2010	899	KW 29 / PS 39	4
FIAT	SIENA (178)	1.2	09.2001 -	1242	KW 59 / PS 80	4
FIAT	SIENA (178)	1.4	04.1996 -	1372	KW 51 / PS 69	4
FIAT	SIENA (178)	1.4 KAT	04.1996 -	1372	KW 51 / PS 69	4
FIAT	SIENA (178)	1.6 16V	09.1998 -	1581	KW 78 / PS 106	4
FIAT	STILO (192)	1.2 16V	02.2002 - 11.2006	1242	KW 59 / PS 80	4
FIAT	STILO (192)	1.4 16V	01.2004 - 11.2006	1368	KW 70 / PS 95	4
FIAT	STILO (192)	1.4 16V	03.2005 - 11.2006	1368	KW 66 / PS 90	4

Engine code							
141 C2.000; 156 A2.246	138730						
176 B2.000	138730						
156 C.046	138730	138192					
187 A1.000	138730						
188 A4.000	138730						
169 A3.000	133801						
188 A4.000	138730						
156 A2.246	138730	138082					
176 B9.000	138730						
176 A4.000	138793	138401					
176 B6.000	138793	138401					
176 A6.000; 176 B2.000	138730						
176 A7.000	138730						
176 B1.000; 176 B4.000	138730						
176 A8.000	138730						
843 A1.000	133801						
188 A5.000	138793						
188 A4.000	138730						
188 A4.000	138730						
183 A1.000; 188 A6.000	133926					138554	
199 A6.000	133801						
176 A7.000	138730	138191					
176 B1.000; 176 B4.000	138730						
176 B9.000	138730						
176 B2.000	138730						
188 A4.000	138730						
149 A2.000; 149 A4.000	138732						
149 A2.000; 149 A4.000	138754						
149 A3.000; 149 A7.000	138754						
138 B3.048; 138 C3.048	138754						
138 C2.048; 149 C1.000	138732						
138 C2.048; 149 C1.000	138754						
149 A5.000	138732						
149 A5.000	138754						
149 A.000	138754						
138 B3.000	138754						
149 C2.000		138191					
149 A4.000	138754						
149 C3.000		138083					
138 B3.048; 138 C3.048	138754						
149 C2.000		138191					
138 AR.000	138754						
138 AR1.000	138754						
138 C2.048; 149 C1.000	138732						
138 C2.048; 149 C1.000	138754						
138 A4.000	138754						
149 A4.000	138732						
138 AR.000	138754						
138 AR2.000	138754						
138 B.000; 138 B1.000; 138 C1.000	138754						
146 A4.048	138754						
138 A2.000	138732						
138 B3.000	138754						
149 A5.000	138754						
220 A 2.000	138793						
220 A 2.000	138793						
176 B2.000; 187 A1.000	138730						
1170 A1.046	138730						
176 B2.000	138730						
1170 A1.046	138730						
188 A5.000	138793						
178 B2.000	138730						
178 B2.016	138730						
178 B3.000	138739						
188 A5.000	133801						
843 A1.000	133801						
192 B2.000	133801						

Anwendungsliste

Application List



	Model	Type	Model year	ccm	Output	Cylinder
FIAT	STILO (192)	1.6 16V	10.2001 - 11.2006	1596	KW 76 / PS 103	4
FIAT	STILO (192)	1.6 16V	05.2005 - 11.2006	1598	KW 77 / PS 105	4
FIAT	STILO (192)	1.8 16V	10.2001 - 11.2006	1747	KW 98 / PS 133	4
FIAT	STILO Multi Wagon (192)	1.4 16V	01.2004 - 08.2008	1368	KW 70 / PS 95	4
FIAT	STILO Multi Wagon (192)	1.4 16V	03.2005 - 08.2008	1368	KW 66 / PS 90	4
FIAT	STILO Multi Wagon (192)	1.6 16V	01.2003 - 08.2008	1596	KW 76 / PS 103	4
FIAT	STILO Multi Wagon (192)	1.6 16V	03.2005 - 12.2007	1598	KW 77 / PS 105	4
FIAT	STILO Multi Wagon (192)	1.8 16V	01.2003 - 08.2008	1747	KW 98 / PS 133	4
FIAT	STRADA (178E)	1.2	06.1999 -	1242	KW 54 / PS 73	4
FIAT	STRADA (178E)	1.2	06.1999 -	1242	KW 54 / PS 73	4
FIAT	STRADA (178E)	1.2	04.2003 -	1242	KW 44 / PS 60	4
FIAT	TEMPRA (159)	1.6	03.1990 - 04.1993	1581	KW 63 / PS 86	4
FIAT	TEMPRA (159)	1.4 i.e.	03.1992 - 08.1996	1372	KW 51 / PS 69	4
FIAT	TEMPRA (159)	1.4 i.e.	03.1992 - 08.1996	1372	KW 51 / PS 69	4
FIAT	TEMPRA (159)	1.4 i.e.	03.1991 - 08.1996	1372	KW 57 / PS 78	4
FIAT	TEMPRA (159)	1.6 i.e.	06.1992 - 08.1996	1581	KW 55 / PS 75	4
FIAT	TEMPRA (159)	1.6 i.e.	06.1992 - 08.1996	1581	KW 55 / PS 75	4
FIAT	TEMPRA (159)	1.6 i.e.	06.1990 - 07.1992	1581	KW 57 / PS 78	4
FIAT	TEMPRA (159)	1.8 i.e.	03.1992 - 08.1996	1756	KW 77 / PS 105	4
FIAT	TEMPRA (159)	1.8 i.e.	10.1994 - 08.1996	1756	KW 74 / PS 101	4
FIAT	TEMPRA (159)	1.8 i.e.	09.1993 - 08.1996	1756	KW 76 / PS 103	4
FIAT	TEMPRA (159)	1.8 i.e.	09.1993 - 08.1996	1756	KW 66 / PS 90	4
FIAT	TEMPRA (159)	1.8 i.e.	03.1990 - 08.1996	1756	KW 81 / PS 110	4
FIAT	TEMPRA (159)	2.0 i.e.	10.1990 - 08.1996	1995	KW 83 / PS 113	4
FIAT	TEMPRA S.W. (159)	1.6	12.1990 - 04.1993	1581	KW 63 / PS 86	4
FIAT	TEMPRA S.W. (159)	1.4 i.e.	10.1992 - 08.1996	1372	KW 51 / PS 69	4
FIAT	TEMPRA S.W. (159)	1.4 i.e.	10.1992 - 08.1996	1372	KW 51 / PS 69	4
FIAT	TEMPRA S.W. (159)	1.4 i.e.	03.1991 - 08.1996	1372	KW 57 / PS 78	4
FIAT	TEMPRA S.W. (159)	1.6 i.e.	10.1992 - 08.1996	1581	KW 55 / PS 75	4
FIAT	TEMPRA S.W. (159)	1.6 i.e.	10.1992 - 08.1996	1581	KW 55 / PS 75	4
FIAT	TEMPRA S.W. (159)	1.6 i.e.	10.1990 - 08.1996	1581	KW 57 / PS 78	4
FIAT	TEMPRA S.W. (159)	1.8 i.e.	03.1992 - 12.1993	1756	KW 77 / PS 105	4
FIAT	TEMPRA S.W. (159)	1.8 i.e.	10.1994 - 08.1996	1756	KW 74 / PS 101	4
FIAT	TEMPRA S.W. (159)	1.8 i.e.	09.1993 - 08.1996	1756	KW 76 / PS 103	4
FIAT	TEMPRA S.W. (159)	1.8 i.e.	09.1993 - 08.1996	1756	KW 66 / PS 90	4
FIAT	TEMPRA S.W. (159)	1.8 i.e.	03.1990 - 08.1996	1756	KW 81 / PS 110	4
FIAT	TEMPRA S.W. (159)	2.0 i.e.	01.1991 - 03.1995	1995	KW 83 / PS 113	4
FIAT	TEMPRA S.W. (159)	2.0 i.e. 4x4	03.1992 - 03.1995	1995	KW 83 / PS 113	4
FIAT	TIPO (160)	1.1	01.1988 - 10.1991	1108	KW 41 / PS 56	4
FIAT	TIPO (160)	1.4	07.1987 - 12.1989	1372	KW 52 / PS 71	4
FIAT	TIPO (160)	1.6	01.1988 - 10.1991	1581	KW 61 / PS 83	4
FIAT	TIPO (160)	1.4 i.e.	05.1989 - 04.1995	1372	KW 51 / PS 70	4
FIAT	TIPO (160)	1.4 i.e.	05.1989 - 04.1995	1372	KW 51 / PS 70	4
FIAT	TIPO (160)	1.6 i.e.	10.1992 - 04.1995	1581	KW 55 / PS 75	4
FIAT	TIPO (160)	1.6 i.e.	10.1992 - 04.1995	1581	KW 55 / PS 75	4
FIAT	TIPO (160)	1.6 i.e.	07.1990 - 01.1993	1581	KW 57 / PS 78	4
FIAT	TIPO (160)	1.6 i.e.	02.1988 - 05.1991	1595	KW 66 / PS 90	4
FIAT	TIPO (160)	1.8 i.e.	03.1993 - 04.1995	1756	KW 71 / PS 97	4
FIAT	TIPO (160)	1.8 i.e.	04.1993 - 04.1995	1756	KW 76 / PS 103	4
FIAT	TIPO (160)	1.8 i.e.	10.1994 - 04.1995	1756	KW 74 / PS 101	4
FIAT	TIPO (160)	1.8 i.e.	09.1993 - 04.1995	1756	KW 66 / PS 90	4
FIAT	TIPO (160)	1.8 i.e.	10.1990 - 06.1993	1756	KW 77 / PS 105	4
FIAT	TIPO (160)	1.8 i.e.	10.1990 - 06.1993	1756	KW 77 / PS 105	4
FIAT	TIPO (160)	1.8 i.e. 16V Sport	11.1989 - 06.1992	1756	KW 100 / PS 136	4
FIAT	TIPO (160)	1.8 i.e. 16V Sport	11.1989 - 06.1992	1756	KW 100 / PS 136	4
FIAT	TIPO (160)	2.0 16V	07.1991 - 04.1995	1995	KW 107 / PS 146	4
FIAT	TIPO (160)	2.0 i.e.	06.1990 - 03.1992	1995	KW 80 / PS 109	4
FIAT	TIPO (160)	2.0 i.e.	03.1990 - 04.1995	1995	KW 83 / PS 113	4
FIAT	TIPO (160)	2.0 i.e. 16V Sport	03.1993 - 04.1995	1995	KW 102 / PS 139	4
FIAT	ULYSSE (179AX)	3.0	08.2002 - 06.2011	2946	KW 150 / PS 204	6
FIAT	ULYSSE (220)	1.8	05.1997 - 08.2002	1761	KW 73 / PS 99	4
FIAT	ULYSSE (220)	2.0	06.1994 - 08.2002	1998	KW 89 / PS 121	4
FIAT	ULYSSE (220)	2.0 16V	05.1998 - 09.2000	1998	KW 97 / PS 132	4
FIAT	ULYSSE (220)	2.0 Turbo	06.1994 - 08.2002	1998	KW 108 / PS 147	4
FIAT	UNO (146A/E)	1.3 Turbo i.e.	01.1987 - 12.1987	1301	KW 73 / PS 99	4
FIAT	UNO (146A/E)	1.3 Turbo i.e.	04.1985 - 08.1989	1301	KW 77 / PS 105	4
FIAT	UNO (146A/E)	1.3 Turbo i.e.	09.1989 - 03.1991	1301	KW 74 / PS 101	4


Engine code



182 B6.000	133827		
192 B30	133827		
192 A4.000	133926		138554
843 A1.000	133801		
192 B2.000	133801		
182 B6.000	133827		
192 B30	133827		
192 A4.000	133926		138554
178 B5.000	138730		
178 B5.000	138878		
188 A4.000	138730		
159 A3.000	138732		
160 A1.046; 836 A4.000	138732		
160 A1.046; 836 A4.000	138793	138191	
159 A2.000	138732		
159 A3.048; 835 C1.000	138732	138191	
159 A3.048; 835 C1.000	138793	138191	
159 A3.046	138732		
159 A4.046		138191	
836 A5.000	138730		
835 C2.000	138730		
835 C4.000	138730		
159 A4.000	138754		
159 A6.046		138191	
159 A3.000	138732		
160 A1.046; 836 A4.000	138732	138191	
160 A1.046; 836 A4.000	138793	138191	
159 A2.000	138732		
159 A3.048; 835 C1.000	138732	138191	
159 A3.048; 835 C1.000	138793	138191	
159 A3.046; 835 C1.000	138732		
159 A4.046		138191	
836 A5.000	138730		
835 C2.000	138730		
835 C4.000	138730		
159 A4.000	138754		
159 A6.046		138191	
159 A6.046		138191	
160 A3.000		138192	
160 A1.000; 160 A1.048	138732	138033	
160 A2.000	138732		
160 A1.046; 836 A4.000	138732		
160 A1.046; 836 A4.000	138793		
159 A3.048; 835 C1.000	138732	138191	
159 A3.048; 835 C1.000	138793	138191	
159 A3.046	138732		
149 C2.046	138732		
836 A5.000	138730		
835 C2.000	138730	138083	
159 A4.000	138730	138083	
835 C4.000	138730	138083	
159 A4.046		138083	
159 A4.046		138191	
160 A5.000		138083	
160 A5.000		138191	
160 A8.046		138191	
159 A5.046		138191	
159 A6.046		138191	
836 A3.000		138191	
XFW	133803		
LFW	138760		
RFU (XU10J2C)	138760		
RFV	133821		
RGX (XU10J2CTE)	138760		
146 A2.146	138754	138083	
146 A2.000	138754	138083	
146 A2.246	138754	138083	

Anwendungsliste

Application List

	Model	Type	Model year	ccm	Output	Cylinder
FIAT	UNO (146A/E)	1.4 Turbo i.e.	09.1989 - 09.1993	1372	KW 82 / PS 112	4
FIAT	UNO (146A/E)	45 0.9	03.1983 - 09.1992	903	KW 33 / PS 45	4
FIAT	UNO (146A/E)	45 1.0	06.1986 - 12.1993	999	KW 32 / PS 44	4
FIAT	UNO (146A/E)	45 i.e. 1.0	04.1984 - 10.1995	999	KW 33 / PS 45	4
FIAT	UNO (146A/E)	60 1.1	04.1989 - 12.1992	1108	KW 42 / PS 57	4
FIAT	UNO (146A/E)	60 1.1	04.1989 - 12.1992	1108	KW 42 / PS 57	4
FIAT	UNO (146A/E)	70 i.e. 1.4	09.1989 - 12.1993	1372	KW 51 / PS 70	4
FIAT	UNO (146A/E)	70 S 1.4	09.1989 - 10.1992	1372	KW 52 / PS 71	4
FIAT	UNO (146A/E)	75 i.e. 1.5	10.1985 - 12.1993	1499	KW 55 / PS 75	4
FIAT	UNO (146A/E)	75 i.e. 1.5	10.1985 - 12.1993	1499	KW 55 / PS 75	4
FORD	C-MAX	1.6	02.2007 -	1596	KW 74 / PS 100	4
FORD	C-MAX	1.8	02.2007 -	1798	KW 90 / PS 122	4
FORD	C-MAX	1.8	02.2007 -	1798	KW 92 / PS 125	4
FORD	C-MAX	1.8 Flexifuel	02.2007 -	1798	KW 92 / PS 125	4
FORD	C-MAX	2.0	02.2007 -	1999	KW 107 / PS 145	4
FORD	C-MAX	2.0 CNG	04.2009 -	1999	KW 107 / PS 145	4
FORD	C-MAX	2.0 LPG	06.2008 -	1999	KW 107 / PS 145	4
FORD	COUGAR (EC_)	2.0 16V	08.1998 - 12.2001	1988	KW 96 / PS 131	4
FORD	COUGAR (EC_)	2.5 ST 200	01.2000 - 12.2001	2495	KW 151 / PS 205	6
FORD	COUGAR (EC_)	2.5 ST 200	01.2000 - 12.2001	2495	KW 151 / PS 205	6
FORD	COUGAR (EC_)	2.5 V6 24V	08.1998 - 12.2001	2544	KW 125 / PS 170	6
FORD	COUGAR (EC_)	2.5 V6 24V	06.2000 - 12.2001	2495	KW 125 / PS 170	6
FORD	COURIER Kasten (F3L, F5L)	1.3	09.1991 - 02.1996	1299	KW 44 / PS 60	4
FORD	COURIER Kasten (J5_, J3_)	1.3	02.1996 -	1299	KW 44 / PS 60	4
FORD	COURIER Kasten (J5_, J3_)	1.3	02.1996 -	1299	KW 44 / PS 60	4
FORD	COURIER Kasten (J5_, J3_)	1.3	02.1996 -	1299	KW 44 / PS 60	4
FORD	COURIER Kasten (J5_, J3_)	1.3	02.1996 -	1299	KW 44 / PS 60	4
FORD	COURIER Kasten (J5_, J3_)	1.4 i	04.1996 - 10.1999	1388	KW 66 / PS 90	4
FORD	ESCORT ,81 Express (AVA)	1.3	03.1981 - 02.1986	1296	KW 51 / HP 69	4
FORD	ESCORT ,86 Express (AVF)	1.1	05.1986 - 07.1990	1117	KW 37 / PS 50	4
FORD	ESCORT ,86 Express (AVF)	1.3	07.1988 - 07.1990	1297	KW 46 / PS 63	4
FORD	ESCORT ,86 Express (AVF)	1.3	02.1986 - 07.1990	1297	KW 44 / PS 60	4
FORD	ESCORT ,86 Express (AVF)	1.4 i	02.1986 - 07.1990	1392	KW 54 / PS 73	4
FORD	ESCORT ,91 Express (AVL)	1.3	07.1990 - 12.1994	1299	KW 46 / PS 63	4
FORD	ESCORT ,91 Express (AVL)	1.4	07.1990 - 12.1994	1391	KW 52 / PS 71	4
FORD	ESCORT ,95 Express (AVL)	1.4	01.1995 -	1391	KW 54 / PS 73	4
FORD	ESCORT CLASSIC (AAL, ABL)	1.6 16V	10.1998 - 07.2000	1597	KW 66 / PS 90	4
FORD	ESCORT CLASSIC (AAL, ABL)	1.6 16V	10.1998 - 07.2000	1597	KW 66 / PS 90	4
FORD	ESCORT CLASSIC Turnier (ANL)	1.6 16V	02.1999 - 07.2000	1597	KW 66 / PS 90	4
FORD	ESCORT CLASSIC Turnier (ANL)	1.6 16V	02.1999 - 07.2000	1597	KW 66 / PS 90	4
FORD	ESCORT IV (GAF, AWF, ABFT)	1.3	07.1988 - 10.1990	1297	KW 46 / PS 63	4
FORD	ESCORT IV (GAF, AWF, ABFT)	1.4	01.1986 - 07.1990	1392	KW 54 / PS 73	4
FORD	ESCORT IV (GAF, AWF, ABFT)	1.4	01.1986 - 07.1990	1392	KW 54 / PS 73	4
FORD	ESCORT IV (GAF, AWF, ABFT)	1.4	01.1986 - 07.1990	1392	KW 55 / PS 75	4
FORD	ESCORT IV (GAF, AWF, ABFT)	1.4	10.1985 - 10.1990	1392	KW 51 / PS 70	4
FORD	ESCORT IV (GAF, AWF, ABFT)	1.6	04.1989 - 07.1990	1598	KW 65 / PS 88	4
FORD	ESCORT IV (GAF, AWF, ABFT)	1.6	01.1986 - 12.1988	1597	KW 58 / PS 79	4
FORD	ESCORT IV (GAF, AWF, ABFT)	1.6 i	01.1986 - 05.1990	1598	KW 66 / PS 90	4
FORD	ESCORT IV (GAF, AWF, ABFT)	1.6 i	08.1989 - 07.1990	1597	KW 75 / PS 102	4
FORD	ESCORT IV (GAF, AWF, ABFT)	1.6 Turbo RS	01.1986 - 07.1990	1597	KW 97 / PS 132	4
FORD	ESCORT IV (GAF, AWF, ABFT)	1.6 XR3i	01.1986 - 08.1989	1597	KW 77 / PS 105	4
FORD	ESCORT IV Cabriolet (ALF)	1.4	02.1987 - 07.1990	1392	KW 54 / PS 73	4
FORD	ESCORT IV Cabriolet (ALF)	1.4	01.1986 - 07.1990	1392	KW 55 / PS 75	4
FORD	ESCORT IV Cabriolet (ALF)	1.6	01.1986 - 12.1987	1597	KW 58 / PS 79	4
FORD	ESCORT IV Cabriolet (ALF)	1.6 i	01.1986 - 07.1990	1597	KW 66 / PS 90	4
FORD	ESCORT IV Cabriolet (ALF)	1.6 i	08.1989 - 07.1990	1597	KW 75 / PS 102	4
FORD	ESCORT IV Cabriolet (ALF)	1.6 XR3i	01.1986 - 07.1990	1597	KW 77 / PS 105	4
FORD	ESCORT IV Kombi (AWF, AVF)	1.3	01.1986 - 07.1990	1297	KW 44 / PS 60	4
FORD	ESCORT IV Kombi (AWF, AVF)	1.4	01.1986 - 07.1990	1392	KW 54 / PS 73	4
FORD	ESCORT IV Kombi (AWF, AVF)	1.4	01.1986 - 07.1990	1392	KW 55 / PS 75	4
FORD	ESCORT IV Kombi (AWF, AVF)	1.4	10.1985 - 10.1990	1392	KW 51 / PS 70	4
FORD	ESCORT IV Kombi (AWF, AVF)	1.6	01.1986 - 07.1990	1597	KW 58 / PS 79	4
FORD	ESCORT IV Kombi (AWF, AVF)	1.6 i	01.1986 - 07.1990	1597	KW 66 / PS 90	4
FORD	ESCORT Mk III (GAA)	1.3	09.1980 - 12.1985	1296	KW 51 / HP 69	4
FORD	ESCORT Mk III (GAA)	1.6 i	07.1985 - 12.1985	1597	KW 66 / HP 90	4
FORD	ESCORT Mk III (GAA)	1.6 XR3i	10.1982 - 12.1985	1597	KW 77 / HP 105	4
FORD	ESCORT Mk III Convertible (ALD)	1.3	09.1983 - 12.1985	1296	KW 51 / HP 69	4


Engine code



146 A8.046	138754	138083	
146 A.000; 146 A.1000	138754		
156 A2.048; 156 A2.100		138192	
156 A2.246		138192	
160 A3.000		138082	
160 A3.000		138192	
160 A1.046	138732		
160 A1.048	138732		
138 C2.048; 149 C1.000	138732		
138 C2.048; 149 C1.000	138754		
HWDA; HWDB; SHDA; SHDB; SHDC	138808		
QQDC	133852		
QQDA; QQDB	133852		
Q7DA	133852		
AODA; AODB; AODE; SYDA	133852		
SYDA	133852		
SYDA	133852		
EDBA; EDBB; EDBC; EBD	138803		
SGA	138802		138694
SGA	138817		138694
LCBA	138817		
LCBB; LCBC; LCBE	138802		138694
J6B	138800		
J4C	138800		138671
J4C	138800		138672
J4C	138803		138671
J4C	138803		138672
FHA	138800		
JPA		138028	
GSG	138800		
JBA	138800		
JBB; JLA; JLB	138800		
F6B; F6D; FUC	138800		
JBD	138800		
F6F; F6G	138800		
F4B	138800		138684
L1E	138800		138672
L1E	138800		138689
L1E	138800		138672
L1E	138800		138689
JBA	138800		
F6B; F6D; FUC	138800	138043	
F6B; F6D; FUC	138800	138033	
FUA	138800		
FUAA	138800		
LUG	138800		
LP2	138800		
L4B	138800	138012	
LJB	138800		
LNB	138800	138012	138684
LR2; LRB	138800	138012	
F6B; F6D; FUC	138800		
FUA	138800		
LP2; LPA	138800		
L4B	138800	138012	
LJB	138800		
LR2; LRB	138800	138012	
JBB; JLA; JLB	138800		
F6B; F6D; FUC	138800		
FUA	138800		
FUAA	138800		
LP2	138800		
L4B	138800	138012	
JPA		138028	
L4B		138028	
LR1; LRA		138028	
JPA		138028	

Anwendungsliste

Application List

	Model	Type	Model year	ccm	Output	Cylinder
FORD	ESCORT Mk III Convertible (ALD)	1.6 i	09.1983 - 12.1985	1597	KW 77 / HP 105	4
FORD	ESCORT Mk III Estate (AWA)	1.3	03.1981 - 12.1985	1296	KW 51 / HP 69	4
FORD	ESCORT V (GAL)	1.3	07.1990 - 09.1992	1299	KW 44 / PS 60	4
FORD	ESCORT V (GAL)	1.4	07.1990 - 09.1992	1392	KW 52 / PS 71	4
FORD	ESCORT V (GAL)	1.6	07.1990 - 12.1992	1598	KW 77 / PS 105	4
FORD	ESCORT V (GAL)	1.6	07.1990 - 08.1992	1598	KW 66 / PS 90	4
FORD	ESCORT V (GAL)	1.8 16V XR3i	02.1992 - 12.1992	1796	KW 77 / PS 105	4
FORD	ESCORT V (GAL)	1.8 16V XR3i	02.1992 - 12.1992	1796	KW 96 / PS 130	4
FORD	ESCORT V Cabriolet (ALL)	1.4	07.1990 - 12.1992	1392	KW 52 / PS 71	4
FORD	ESCORT V Cabriolet (ALL)	1.6	07.1990 - 12.1992	1598	KW 77 / PS 105	4
FORD	ESCORT V Cabriolet (ALL)	1.8 16V XR3i	02.1992 - 12.1992	1796	KW 77 / PS 105	4
FORD	ESCORT V Cabriolet (ALL)	1.8 16V XR3i	02.1992 - 12.1992	1796	KW 96 / PS 130	4
FORD	ESCORT V Kombi (GAL, AVL)	1.3	09.1991 - 09.1992	1299	KW 44 / PS 60	4
FORD	ESCORT V Kombi (GAL, AVL)	1.4	07.1990 - 09.1992	1392	KW 52 / PS 71	4
FORD	ESCORT V Kombi (GAL, AVL)	1.6	07.1990 - 09.1992	1598	KW 77 / PS 105	4
FORD	ESCORT V Kombi (GAL, AVL)	1.6	07.1990 - 08.1992	1598	KW 66 / PS 90	4
FORD	ESCORT V Kombi (GAL, AVL)	1.8 16V	02.1992 - 12.1992	1796	KW 77 / PS 105	4
FORD	ESCORT VI (GAL)	1.3	09.1992 - 01.1995	1299	KW 44 / PS 60	4
FORD	ESCORT VI (GAL)	1.4	09.1992 - 01.1995	1391	KW 52 / PS 71	4
FORD	ESCORT VI (GAL)	1.4	01.1994 - 01.1995	1391	KW 55 / PS 75	4
FORD	ESCORT VI (GAL)	1.6 i 16V	09.1992 - 01.1995	1597	KW 66 / PS 90	4
FORD	ESCORT VI (GAL)	1.6 i 16V	01.1994 - 01.1995	1597	KW 65 / PS 88	4
FORD	ESCORT VI (GAL)	1.8 16V XR3i	09.1992 - 01.1995	1796	KW 96 / PS 130	4
FORD	ESCORT VI (GAL)	1.8 i 16V	09.1992 - 01.1995	1796	KW 77 / PS 105	4
FORD	ESCORT VI (GAL)	1.8 XR3i 16V 4x4	08.1993 - 01.1995	1796	KW 77 / PS 105	4
FORD	ESCORT VI (GAL)	1.8 XR3i 16V 4x4	08.1993 - 01.1995	1796	KW 96 / PS 130	4
FORD	ESCORT VI (GAL)	RS Cosworth 4x4	09.1992 - 01.1995	1994	KW 162 / PS 220	4
FORD	ESCORT VI Cabriolet (ALL)	1.4	12.1992 - 04.1994	1392	KW 52 / PS 71	4
FORD	ESCORT VI Cabriolet (ALL)	1.4 i	07.1993 - 01.1995	1391	KW 55 / PS 75	4
FORD	ESCORT VI Cabriolet (ALL)	1.6 16V XR3i	12.1992 - 01.1995	1597	KW 66 / PS 90	4
FORD	ESCORT VI Cabriolet (ALL)	1.6 i 16V	02.1994 - 01.1995	1597	KW 65 / PS 88	4
FORD	ESCORT VI Cabriolet (ALL)	1.8 16V XR3i	12.1992 - 01.1995	1796	KW 96 / PS 130	4
FORD	ESCORT VI Cabriolet (ALL)	1.8 16V XR3i	12.1992 - 01.1995	1796	KW 77 / PS 105	4
FORD	ESCORT VI Kombi (GAL)	1.3	09.1992 - 01.1995	1299	KW 44 / PS 60	4
FORD	ESCORT VI Kombi (GAL)	1.4	01.1994 - 01.1995	1391	KW 55 / PS 75	4
FORD	ESCORT VI Kombi (GAL)	1.4	09.1992 - 01.1994	1391	KW 52 / PS 71	4
FORD	ESCORT VI Kombi (GAL)	1.6 i 16V	09.1992 - 01.1995	1597	KW 66 / PS 90	4
FORD	ESCORT VI Kombi (GAL)	1.6 i 16V	01.1994 - 01.1995	1597	KW 65 / PS 88	4
FORD	ESCORT VI Kombi (GAL)	1.8 i 16V	02.1993 - 01.1995	1796	KW 96 / PS 130	4
FORD	ESCORT VI Kombi (GAL)	1.8 i 16V	01.1993 - 01.1995	1796	KW 77 / PS 105	4
FORD	ESCORT VI Stufenheck (GAL)	1.3	08.1993 - 01.1995	1299	KW 44 / PS 60	4
FORD	ESCORT VI Stufenheck (GAL)	1.4	08.1993 - 01.1995	1391	KW 55 / PS 75	4
FORD	ESCORT VI Stufenheck (GAL)	1.4	08.1993 - 04.1994	1392	KW 52 / PS 71	4
FORD	ESCORT VI Stufenheck (GAL)	1.6 i 16V	01.1994 - 01.1995	1597	KW 65 / PS 88	4
FORD	ESCORT VI Stufenheck (GAL)	1.6 i 16V	08.1993 - 01.1995	1597	KW 66 / PS 90	4
FORD	ESCORT VI Stufenheck (GAL)	1.8 i 16V	08.1993 - 01.1995	1796	KW 77 / PS 105	4
FORD	ESCORT VII (GAL, AAL, ABL)	1.3	01.1995 - 10.1998	1299	KW 44 / PS 60	4
FORD	ESCORT VII (GAL, AAL, ABL)	1.3	01.1995 - 10.1998	1299	KW 44 / PS 60	4
FORD	ESCORT VII (GAL, AAL, ABL)	1.3	01.1995 - 10.1998	1299	KW 44 / PS 60	4
FORD	ESCORT VII (GAL, AAL, ABL)	1.3	01.1995 - 10.1998	1299	KW 44 / PS 60	4
FORD	ESCORT VII (GAL, AAL, ABL)	1.4	01.1995 - 10.1998	1391	KW 55 / PS 75	4
FORD	ESCORT VII (GAL, AAL, ABL)	1.6 16V	01.1995 - 10.1998	1597	KW 66 / PS 90	4
FORD	ESCORT VII (GAL, AAL, ABL)	1.6 16V	01.1995 - 10.1998	1597	KW 66 / PS 90	4
FORD	ESCORT VII (GAL, AAL, ABL)	1.6 16V 4x4	01.1995 - 10.1998	1597	KW 66 / PS 90	4
FORD	ESCORT VII (GAL, AAL, ABL)	1.6 16V 4x4	01.1995 - 10.1998	1597	KW 66 / PS 90	4
FORD	ESCORT VII (GAL, AAL, ABL)	1.6 i 16V	01.1995 - 08.1995	1597	KW 65 / PS 88	4
FORD	ESCORT VII (GAL, AAL, ABL)	1.8 16V	01.1995 - 10.1998	1796	KW 85 / PS 115	4
FORD	ESCORT VII (GAL, AAL, ABL)	1.8 16V	01.1995 - 10.1998	1796	KW 85 / PS 115	4
FORD	ESCORT VII (GAL, AAL, ABL)	1.8 16V	01.1995 - 08.1995	1796	KW 77 / PS 105	4
FORD	ESCORT VII (GAL, AAL, ABL)	RS Cosworth 4x4	02.1995 - 10.1998	1994	KW 162 / PS 220	4
FORD	ESCORT VII Cabriolet (ALL)	1.4	02.1995 - 08.1998	1391	KW 55 / PS 75	4
FORD	ESCORT VII Cabriolet (ALL)	1.6 16V XR3i	02.1995 - 12.1996	1597	KW 65 / PS 88	4
FORD	ESCORT VII Cabriolet (ALL)	1.6 16V XR3i	02.1995 - 12.1996	1597	KW 65 / PS 88	4
FORD	ESCORT VII Cabriolet (ALL)	1.6 16V XR3i	02.1995 - 09.1999	1597	KW 66 / PS 90	4
FORD	ESCORT VII Cabriolet (ALL)	1.6 16V XR3i	02.1995 - 09.1999	1597	KW 66 / PS 90	4
FORD	ESCORT VII Cabriolet (ALL)	1.8 16V XR3i	10.1995 - 08.1998	1796	KW 85 / PS 115	4
FORD	ESCORT VII Cabriolet (ALL)	1.8 16V XR3i	10.1995 - 08.1998	1796	KW 85 / PS 115	4


Engine code



LR1; LRA	138028	
JPA	138028	
J4B; J6A	138800	
F6F; F6G	138800	
LJF	138800	138684
LUJ; LUK	138800	
RDA	138800	138689
RQB	138800	138689
F6F; F6G	138800	
LJF	138800	138684
RDA	138800	138689
RQB	138800	138689
J4B; J6A	138800	
F6F; F6G	138800	
LJF	138800	138684
LUJ; LUK	138800	
RDA	138800	138689
J4B; J6A	138800	
F6F; F6G	138800	
F4B; FUH	138800	
L1E	138800	138689
L1H	138800	138689
RQB	138800	138689
RDA	138800	138689
RDA	138800	138689
RQB	138800	138689
N5F		138693
F6F; F6G	138800	
F4B	138800	138684
L1E	138800	138689
L1H	138800	138689
RQB	138800	138689
RDA	138800	138689
J4B; J6A	138800	
F4B; FUH	138800	138684
F6F; F6G	138800	
L1E	138800	138689
L1H	138800	138689
RQB	138800	138689
RDA	138800	138689
J4B; J6A	138800	
F4B; FUH	138800	138684
F6F; F6G	138800	
L1H	138800	138689
L1E; L1K	138800	138689
RDA	138800	138689
J4B; J6A	138800	138671
J4B; J6A	138800	138672
J4B; J6A	138803	138671
J4B; J6A	138803	138672
F4B	138800	138684
L1E	138800	138672
L1E	138800	138689
L1E	138800	138672
L1E	138800	138689
L1H	138800	138689
RKC	138800	138672
RKC	138800	138689
RDA	138800	138689
N5F		138693
F4B	138800	138684
L1H	138800	138672
L1H	138800	138689
L1E	138800	138672
L1E	138800	138689
RKC	138800	138672
RKC	138800	138689

Anwendungsliste

Application List

	Model	Type	Model year	ccm	Output	Cylinder
FORD	ESCORT VII Cabriolet (ALL)	1.8 16V XR3i	02.1995 - 08.2000	1796	KW 96 / PS 130	4
FORD	ESCORT VII Cabriolet (ALL)	1.8 16V XR3i	02.1995 - 08.2000	1796	KW 96 / PS 130	4
FORD	ESCORT VII Cabriolet (ALL)	1.8 16V XR3i	02.1995 - 08.1998	1796	KW 77 / PS 105	4
FORD	ESCORT VII Kombi (GAL, ANL)	1.3	01.1995 - 10.1998	1299	KW 44 / PS 60	4
FORD	ESCORT VII Kombi (GAL, ANL)	1.3	01.1995 - 10.1998	1299	KW 44 / PS 60	4
FORD	ESCORT VII Kombi (GAL, ANL)	1.3	01.1995 - 10.1998	1299	KW 44 / PS 60	4
FORD	ESCORT VII Kombi (GAL, ANL)	1.3	01.1995 - 10.1998	1299	KW 44 / PS 60	4
FORD	ESCORT VII Kombi (GAL, ANL)	1.3	01.1995 - 10.1998	1299	KW 44 / PS 60	4
FORD	ESCORT VII Kombi (GAL, ANL)	1.4	01.1995 - 02.1999	1391	KW 55 / PS 75	4
FORD	ESCORT VII Kombi (GAL, ANL)	1.6 16V	01.1995 - 02.1999	1597	KW 66 / PS 90	4
FORD	ESCORT VII Kombi (GAL, ANL)	1.6 16V	01.1995 - 02.1999	1597	KW 66 / PS 90	4
FORD	ESCORT VII Kombi (GAL, ANL)	1.6 i 16V	01.1995 - 08.1995	1597	KW 65 / PS 88	4
FORD	ESCORT VII Kombi (GAL, ANL)	1.8 16V	01.1995 - 02.1999	1796	KW 85 / PS 115	4
FORD	ESCORT VII Kombi (GAL, ANL)	1.8 16V	01.1995 - 02.1999	1796	KW 85 / PS 115	4
FORD	ESCORT VII Kombi (GAL, ANL)	1.8 16V	01.1995 - 08.1995	1796	KW 77 / PS 105	4
FORD	ESCORT VII Stufenheck (GAL, AFL)	1.3	01.1995 - 02.1999	1299	KW 44 / PS 60	4
FORD	ESCORT VII Stufenheck (GAL, AFL)	1.3	01.1995 - 02.1999	1299	KW 44 / PS 60	4
FORD	ESCORT VII Stufenheck (GAL, AFL)	1.3	01.1995 - 02.1999	1299	KW 44 / PS 60	4
FORD	ESCORT VII Stufenheck (GAL, AFL)	1.3	01.1995 - 02.1999	1299	KW 44 / PS 60	4
FORD	ESCORT VII Stufenheck (GAL, AFL)	1.3	01.1995 - 02.1999	1299	KW 44 / PS 60	4
FORD	ESCORT VII Stufenheck (GAL, AFL)	1.4	01.1995 - 02.1999	1391	KW 55 / PS 75	4
FORD	ESCORT VII Stufenheck (GAL, AFL)	1.6 i 16V	01.1995 - 02.1999	1597	KW 66 / PS 90	4
FORD	ESCORT VII Stufenheck (GAL, AFL)	1.6 i 16V	01.1995 - 02.1999	1597	KW 66 / PS 90	4
FORD	ESCORT VII Stufenheck (GAL, AFL)	1.6 i 16V	01.1995 - 08.1995	1597	KW 65 / PS 88	4
FORD	ESCORT VII Stufenheck (GAL, AFL)	1.8 16V	01.1995 - 02.1999	1796	KW 85 / PS 115	4
FORD	ESCORT VII Stufenheck (GAL, AFL)	1.8 16V	01.1995 - 02.1999	1796	KW 85 / PS 115	4
FORD	ESCORT VII Stufenheck (GAL, AFL)	1.8 16V	01.1995 - 08.1995	1796	KW 77 / PS 105	4
FORD	FIESTA II (FBD)	1.4	10.1986 - 02.1989	1392	KW 52 / PS 71	4
FORD	FIESTA II (FBD)	1.4	10.1986 - 02.1989	1392	KW 52 / PS 71	4
FORD	FIESTA II (FBD)	1.4	02.1987 - 02.1989	1392	KW 54 / PS 73	4
FORD	FIESTA II (FBD)	1.4	02.1987 - 02.1989	1392	KW 54 / PS 73	4
FORD	FIESTA II (FBD)	1.6 D	04.1984 - 02.1989	1608	KW 40 / PS 54	4
FORD	FIESTA II (FBD)	1.6 D	04.1984 - 02.1989	1608	KW 40 / PS 54	4
FORD	FIESTA II (FBD)	1.6 XR2	03.1984 - 02.1989	1597	KW 70 / PS 95	4
FORD	FIESTA II (FBD)	1.6 XR2	03.1984 - 02.1989	1597	KW 70 / PS 95	4
FORD	FIESTA II (FBD)	1.6 XR2	04.1984 - 02.1989	1597	KW 71 / PS 97	4
FORD	FIESTA II (FBD)	1.6 XR2	04.1984 - 02.1989	1597	KW 71 / PS 97	4
FORD	FIESTA III (GFJ)	1.1	03.1989 - 12.1995	1119	KW 40 / PS 55	4
FORD	FIESTA III (GFJ)	1.1	03.1989 - 12.1995	1119	KW 37 / PS 50	4
FORD	FIESTA III (GFJ)	1.3	03.1989 - 12.1992	1299	KW 44 / PS 60	4
FORD	FIESTA III (GFJ)	1.4	03.1989 - 12.1995	1391	KW 54 / PS 73	4
FORD	FIESTA III (GFJ)	1.4	03.1989 - 12.1995	1391	KW 52 / PS 71	4
FORD	FIESTA III (GFJ)	1.4	03.1989 - 12.1995	1391	KW 52 / PS 71	4
FORD	FIESTA III (GFJ)	1.6	01.1989 - 01.1994	1597	KW 65 / PS 88	4
FORD	FIESTA III (GFJ)	1.6	01.1989 - 01.1994	1597	KW 65 / PS 88	4
FORD	FIESTA III (GFJ)	1.6	01.1989 - 01.1994	1597	KW 65 / PS 88	4
FORD	FIESTA III (GFJ)	1.0	03.1989 - 12.1995	1001	KW 33 / PS 45	4
FORD	FIESTA III (GFJ)	1.3 KAT	05.1991 - 01.1997	1299	KW 44 / PS 60	4
FORD	FIESTA III (GFJ)	1.4 KAT	03.1989 - 12.1995	1391	KW 54 / PS 73	4
FORD	FIESTA III (GFJ)	1.6 i 16V	01.1994 - 12.1995	1597	KW 65 / PS 88	4
FORD	FIESTA III (GFJ)	1.6 i 16V	01.1994 - 12.1995	1597	KW 65 / PS 88	4
FORD	FIESTA III (GFJ)	1.6 Turbo	03.1990 - 10.1992	1598	KW 96 / PS 131	4
FORD	FIESTA III (GFJ)	1.6 Turbo	03.1990 - 10.1992	1598	KW 96 / PS 131	4
FORD	FIESTA III (GFJ)	1.6 XR2i	03.1989 - 03.1993	1598	KW 76 / PS 103	4
FORD	FIESTA III (GFJ)	1.6 XR2i	03.1989 - 03.1993	1598	KW 76 / PS 103	4
FORD	FIESTA III (GFJ)	1.6 XR2i	03.1989 - 03.1993	1598	KW 76 / PS 103	4
FORD	FIESTA III (GFJ)	1.6 XR2i	03.1989 - 01.1994	1597	KW 81 / PS 110	4
FORD	FIESTA III (GFJ)	1.6 XR2i	03.1989 - 01.1994	1597	KW 81 / PS 110	4
FORD	FIESTA III (GFJ)	1.6 XR2i	03.1989 - 01.1994	1597	KW 81 / PS 110	4
FORD	FIESTA III (GFJ)	1.6 XR2i	03.1989 - 01.1994	1597	KW 81 / PS 110	4
FORD	FIESTA III (GFJ)	1.8 16V	02.1992 - 12.1995	1796	KW 77 / PS 105	4
FORD	FIESTA III (GFJ)	1.8 16V	02.1992 - 12.1995	1796	KW 77 / PS 105	4
FORD	FIESTA III (GFJ)	1.8 XR2i 16V	02.1992 - 12.1995	1796	KW 96 / PS 130	4
FORD	FIESTA III (GFJ)	1.8 XR2i 16V	02.1992 - 12.1995	1796	KW 96 / PS 130	4
FORD	FIESTA III (GFJ)	1.8 XR2i 16V	02.1992 - 12.1995	1796	KW 96 / PS 130	4
FORD	FIESTA IV (JA_, JB_)	1.0 i	02.1997 - 09.1999	999	KW 38 / PS 52	4
FORD	FIESTA IV (JA_, JB_)	1.0 i	09.1999 - 01.2002	999	KW 48 / PS 65	4


Engine code



RQB	138800		138672
RQB	138800		138689
RDA	138800		138689
J4B; J6A	138800		138671
J4B; J6A	138800		138672
J4B; J6A	138803		138671
J4B; J6A	138803		138672
J4B; J6A	138811		
F4B; FUH	138800		138684
L1E	138798		138672
L1E	138799		138689
L1H	138800		138689
RKC	138800		138672
RKC	138800		138689
RDA	138800		138689
J4B; J6A	138800		138671
J4B; J6A	138800		138672
J4B; J6A	138803		138671
J4B; J6A	138803		138672
J4B; J6A	138811		
F4B; FUH	138800		138684
L1E; L1K	138800		138672
L1E; L1K	138800		138689
L1H	138800		138689
RKC	138800		138672
RKC	138800		138689
RDA	138800		138689
F6A; F6C	138800	138043	
F6A; F6C	138800	138033	
FUD		138043	
FUD		138033	
LTB		138043	
LTB		138033	
LUD		138043	
LUD		138033	
LUB		138043	
LUB		138033	
GUD; GUE	138800		
G6A	138800		
JBC	138800		
FUG; FUJ	138800		
F6E	138800	138043	
F6E	138800	138033	
LUH	138800	138005	
LUH	138800	138043	
LUH	138800	138033	
TLB	138800		
J6B	138800		
F4A	138800		138684
L1G	138800		138672
L1G	138800		138689
LHA	138800	138005	138684
LHA	138800	138055	138684
LJD	138800	138005	138684
LJD	138800	138043	138684
LJD	138800	138033	138684
LJC	138800	138005	138684
LJC	138800	138043	138684
LJC	138800	138033	138684
LJC	138800	138055	138684
RDB	138800		138672
RDB	138800		138689
RQC			138672
RQC			138689
RQC	138800		
ZH10JRB	138803		
	138803		

Anwendungsliste

Application List

	Model	Type	Model year	ccm	Output	Cylinder
FORD	FIESTA IV (JA_, JB_)	1.25 i 16V	08.1995 - 01.2002	1242	KW 55 / PS 75	4
FORD	FIESTA IV (JA_, JB_)	1.25 i 16V	08.1995 - 01.2002	1242	KW 55 / PS 75	4
FORD	FIESTA IV (JA_, JB_)	1.3 i	08.1995 - 01.2002	1299	KW 37 / PS 50	4
FORD	FIESTA IV (JA_, JB_)	1.3 i	08.1995 - 01.2002	1299	KW 37 / PS 50	4
FORD	FIESTA IV (JA_, JB_)	1.3 i	08.1995 - 01.2002	1299	KW 37 / PS 50	4
FORD	FIESTA IV (JA_, JB_)	1.3 i	08.1995 - 01.2002	1299	KW 37 / PS 50	4
FORD	FIESTA IV (JA_, JB_)	1.3 i	08.1995 - 01.2002	1299	KW 44 / PS 60	4
FORD	FIESTA IV (JA_, JB_)	1.3 i	08.1995 - 01.2002	1299	KW 44 / PS 60	4
FORD	FIESTA IV (JA_, JB_)	1.3 i	08.1995 - 01.2002	1299	KW 44 / PS 60	4
FORD	FIESTA IV (JA_, JB_)	1.3 i	08.1995 - 01.2002	1299	KW 44 / PS 60	4
FORD	FIESTA IV (JA_, JB_)	1.4 i 16V	04.1996 - 01.2002	1388	KW 66 / PS 90	4
FORD	FIESTA IV (JA_, JB_)	1.4 i 16V	04.1996 - 01.2002	1388	KW 66 / PS 90	4
FORD	FIESTA IV (JA_, JB_)	1.6 16V Sport	02.2000 - 01.2002	1596	KW 76 / PS 103	4
FORD	FIESTA IV (JA_, JB_)	1.6 16V Sport	02.2000 - 01.2002	1596	KW 76 / PS 103	4
FORD	FIESTA V (JH_, JD_)	1.3	11.2001 -	1299	KW 44 / PS 60	4
FORD	FIESTA V (JH_, JD_)	1.3	11.2001 -	1299	KW 44 / PS 60	4
FORD	FIESTA V (JH_, JD_)	1.3	11.2001 -	1299	KW 44 / PS 60	4
FORD	FIESTA V (JH_, JD_)	1.3	11.2001 -	1299	KW 51 / PS 69	4
FORD	FIESTA V (JH_, JD_)	1.3	11.2001 -	1299	KW 51 / PS 69	4
FORD	FIESTA V (JH_, JD_)	1.3	11.2001 -	1299	KW 51 / PS 69	4
FORD	FIESTA V (JH_, JD_)	1.25 16V	03.2003 -	1242	KW 51 / PS 70	4
FORD	FIESTA V (JH_, JD_)	1.25 16V	03.2003 -	1242	KW 51 / PS 70	4
FORD	FIESTA V (JH_, JD_)	1.25 16V	03.2003 -	1242	KW 51 / PS 70	4
FORD	FIESTA V (JH_, JD_)	1.25 16V	05.2002 -	1242	KW 55 / PS 75	4
FORD	FIESTA V (JH_, JD_)	1.25 16V	05.2002 -	1242	KW 55 / PS 75	4
FORD	FIESTA V (JH_, JD_)	1.25 16V	05.2002 -	1242	KW 55 / PS 75	4
FORD	FIESTA V (JH_, JD_)	1.4 16V	11.2001 -	1388	KW 59 / PS 80	4
FORD	FIESTA V (JH_, JD_)	1.4 16V	11.2001 -	1388	KW 59 / PS 80	4
FORD	FIESTA V (JH_, JD_)	1.4 16V	11.2001 -	1388	KW 59 / PS 80	4
FORD	FIESTA V (JH_, JD_)	1.6 16V	11.2001 -	1596	KW 74 / PS 100	4
FORD	FIESTA V (JH_, JD_)	1.6 16V	11.2001 -	1596	KW 74 / PS 100	4
FORD	FIESTA V (JH_, JD_)	1.6 16V	11.2001 -	1596	KW 74 / PS 100	4
FORD	FIESTA V (JH_, JD_)	ST150	03.2005 -	1999	KW 110 / PS 150	4
FORD	FIESTA Van	1.3	10.2003 -	1299	KW 51 / PS 69	4
FORD	FIESTA Van	1.3	10.2003 -	1299	KW 51 / PS 69	4
FORD	FIESTA Van	1.25	01.2009 -	1242	KW 60 / PS 82	4
FORD	FIESTA VI	1.4	10.2008 -	1388	KW 71 / PS 97	4
FORD	FIESTA VI	1.25	10.2008 -	1242	KW 44 / PS 60	4
FORD	FIESTA VI	1.25	10.2008 -	1242	KW 60 / PS 82	4
FORD	FIESTA VI	1.6 Ti	10.2008 -	1596	KW 88 / PS 120	4
FORD	FOCUS (DAW, DBW)	1.4 16V	10.1998 - 11.2004	1388	KW 55 / PS 75	4
FORD	FOCUS (DAW, DBW)	1.6 16V	10.1998 - 11.2004	1596	KW 74 / PS 100	4
FORD	FOCUS (DAW, DBW)	1.8 16V	10.1998 - 11.2004	1796	KW 85 / PS 115	4
FORD	FOCUS (DAW, DBW)	2.0 16V	10.1998 - 11.2004	1988	KW 96 / PS 131	4
FORD	FOCUS (DAW, DBW)	RS	10.2002 - 11.2004	1988	KW 158 / PS 215	4
FORD	FOCUS (DAW, DBW)	ST170	03.2002 - 11.2004	1988	KW 127 / PS 173	4
FORD	FOCUS C-MAX	1.6	10.2003 - 03.2007	1596	KW 74 / PS 100	4
FORD	FOCUS C-MAX	1.6	10.2003 - 03.2007	1596	KW 74 / PS 100	4
FORD	FOCUS C-MAX	1.8	10.2003 - 03.2007	1798	KW 88 / PS 120	4
FORD	FOCUS C-MAX	1.8	04.2004 - 03.2007	1798	KW 92 / PS 125	4
FORD	FOCUS C-MAX	1.6 Ti	08.2004 - 03.2007	1596	KW 85 / PS 115	4
FORD	FOCUS C-MAX	1.6 Ti	08.2004 - 03.2007	1596	KW 85 / PS 115	4
FORD	FOCUS C-MAX	1.6 Ti	08.2004 - 03.2007	1596	KW 85 / PS 115	4
FORD	FOCUS C-MAX	1.8 Flexifuel	01.2006 - 03.2007	1798	KW 92 / PS 125	4
FORD	FOCUS C-MAX	2.0	03.2004 - 03.2007	1999	KW 107 / PS 145	4
FORD	FOCUS II (DA_)	1.4	11.2004 -	1388	KW 59 / PS 80	4
FORD	FOCUS II (DA_)	1.4	11.2004 -	1388	KW 59 / PS 80	4
FORD	FOCUS II (DA_)	1.6	11.2004 -	1596	KW 74 / PS 100	4
FORD	FOCUS II (DA_)	1.6	11.2004 -	1596	KW 74 / PS 100	4
FORD	FOCUS II (DA_)	1.8	03.2006 -	1798	KW 92 / PS 125	4
FORD	FOCUS II (DA_)	1.6 LPG	10.2009 -	1596	KW 85 / PS 115	4
FORD	FOCUS II (DA_)	1.6 Ti	11.2004 -	1596	KW 85 / PS 115	4
FORD	FOCUS II (DA_)	1.6 Ti	11.2004 -	1596	KW 85 / PS 115	4
FORD	FOCUS II (DA_)	1.6 Ti	11.2004 -	1596	KW 85 / PS 115	4
FORD	FOCUS II (DA_)	1.8 Flexifuel	01.2006 -	1798	KW 92 / PS 125	4
FORD	FOCUS II (DA_)	2.0	11.2004 -	1999	KW 107 / PS 145	4
FORD	FOCUS II (DA_)	2.0 CNG	04.2009 -	1999	KW 107 / PS 145	4


Engine code



DHA; DHB; DHC; DHD; DHE; DHF; DHG	138800	
DHA; DHB; DHC; DHD; DHE; DHF; DHG	138803	
JJA; JJC; JJE; JJJ; JJK; JJM	138800	138671
JJA; JJC; JJE; JJJ; JJK; JJM	138800	138672
JJA; JJC; JJE; JJJ; JJK; JJM	138803	138671
JJA; JJC; JJE; JJJ; JJK; JJM	138803	138672
J4C; J4J; J4L; J4Q; J4R; J4T	138800	138671
J4C; J4J; J4L; J4Q; J4R; J4T	138800	138672
J4C; J4J; J4L; J4Q; J4R; J4T	138803	138671
J4C; J4J; J4L; J4Q; J4R; J4T	138803	138672
FHA; FHE	138800	
FHA; FHE	138803	
L1T; L1V	138803	
L1T; L1V	138811	
BAJA	138803	
BAJA	138808	
BAJA	138811	
A9JA; A9JB	138803	
A9JA; A9JB	138808	
A9JA; A9JB	138811	
M7JA; M7JB	138803	
M7JA; M7JB	138808	
M7JA; M7JB	138811	
FUJA; FUJB	138803	
FUJA; FUJB	138808	
FUJA; FUJB	138811	
FXJA; FXJB	138803	
FXJA; FXJB	138808	
FXJA; FXJB	138811	
FYJA; FYJB	138803	
FYJA; FYJB	138808	
FYJA; FYJB	138811	
N4JB	138809	
A9JA; A9JB	138808	
A9JA; A9JB	138811	
SNJA; SNJB	138808	
SPJA; SPJC	138808	
STJA; STJB	138808	
SNJA; SNJB	138808	
HXJA; HXJB	138808	
FXDA; FXDB; FXDC; FXDD	138803	
FYDA; FYDB; FYDC; FYDD; FYDH	138803	
EYDB; EYDC; EYDD; EYDE; EYDF; EYDG; EYDI; EYDJ; EYDL	138803	138671
EDDB; EDDC; EDDD; EDDF	138803	138671
HMDA	138811	
ALDA	138811	
HWDA; HWDB	138808	
HWDA; HWDB	138811	
CSDA; CSDB	133852	
Q7DA; QQDA; QQDB	133852	
HXDA; SIDA	138803	
HXDA; SIDA	138808	
HXDA; SIDA	138811	
Q7DA	133852	
AODA; AODB; SYDA	133852	
ASDA; ASDB	138808	
ASDA; ASDB	138811	
HWDA; HWDB; SHDA	138808	
HWDA; HWDB; SHDA	138811	
QQDB	133852	
SIDA	138808	
HXDA; HXDB	138803	
HXDA; HXDB	138808	
HXDA; HXDB	138811	
Q7DA	133852	
AODA; AODB	133852	
SYDA	133852	

Anwendungsliste

Application List

	Model	Type	Model year	ccm	Output	Cylinder
FORD	FOCUS II (DA_)	2.0 LPG	06.2008 -	1999	KW 107 / PS 145	4
FORD	FOCUS II (DA_)	2.5 ST	10.2005 -	2522	KW 166 / PS 225	5
FORD	FOCUS II Cabriolet	1.6	10.2006 -	1596	KW 74 / PS 100	4
FORD	FOCUS II Cabriolet	2.0	10.2006 -	1999	KW 107 / PS 145	4
FORD	FOCUS II Kombi (DA_)	1.4	11.2004 -	1388	KW 59 / PS 80	4
FORD	FOCUS II Kombi (DA_)	1.4	11.2004 -	1388	KW 59 / PS 80	4
FORD	FOCUS II Kombi (DA_)	1.6	11.2004 -	1596	KW 74 / PS 100	4
FORD	FOCUS II Kombi (DA_)	1.6	11.2004 -	1596	KW 74 / PS 100	4
FORD	FOCUS II Kombi (DA_)	1.8	03.2006 -	1798	KW 92 / PS 125	4
FORD	FOCUS II Kombi (DA_)	1.6 LPG	10.2009 -	1596	KW 85 / PS 115	4
FORD	FOCUS II Kombi (DA_)	1.6 Ti	11.2004 -	1596	KW 85 / PS 115	4
FORD	FOCUS II Kombi (DA_)	1.6 Ti	11.2004 -	1596	KW 85 / PS 115	4
FORD	FOCUS II Kombi (DA_)	1.6 Ti	11.2004 -	1596	KW 85 / PS 115	4
FORD	FOCUS II Kombi (DA_)	1.8 Flexifuel	01.2006 -	1798	KW 92 / PS 125	4
FORD	FOCUS II Kombi (DA_)	2.0	11.2004 -	1999	KW 107 / PS 145	4
FORD	FOCUS II Kombi (DA_)	2.0 LPG	06.2008 -	1999	KW 107 / PS 145	4
FORD	FOCUS II Stufenheck (DA_)	1.4	04.2005 -	1388	KW 59 / PS 80	4
FORD	FOCUS II Stufenheck (DA_)	1.6	04.2005 -	1596	KW 74 / PS 100	4
FORD	FOCUS II Stufenheck (DA_)	1.8	03.2006 -	1798	KW 92 / PS 125	4
FORD	FOCUS II Stufenheck (DA_)	1.6 Ti	04.2005 -	1596	KW 85 / PS 115	4
FORD	FOCUS II Stufenheck (DA_)	1.8 Flexifuel	06.2006 -	1798	KW 92 / PS 125	4
FORD	FOCUS II Stufenheck (DA_)	2.0	04.2005 -	1999	KW 107 / PS 145	4
FORD	FOCUS Kombi (DNW)	1.4 16V	02.1999 - 11.2004	1388	KW 55 / PS 75	4
FORD	FOCUS Kombi (DNW)	1.6 16V	02.1999 - 11.2004	1596	KW 74 / PS 100	4
FORD	FOCUS Kombi (DNW)	1.8 16V	02.1999 - 11.2004	1796	KW 85 / PS 115	4
FORD	FOCUS Kombi (DNW)	2.0 16V	02.1999 - 11.2004	1988	KW 96 / PS 131	4
FORD	FOCUS Kombi (DNW)	2.0 16V	02.1999 - 11.2004	1988	KW 96 / PS 131	4
FORD	FOCUS Kombi (DNW)	ST170	08.2002 - 11.2004	1988	KW 127 / PS 173	4
FORD	FOCUS Stufenheck (DFW)	1.4 16V	02.1999 - 11.2004	1388	KW 55 / PS 75	4
FORD	FOCUS Stufenheck (DFW)	1.6 16V	02.1999 - 11.2004	1596	KW 74 / PS 100	4
FORD	FOCUS Stufenheck (DFW)	1.8 16V	02.1999 - 11.2004	1796	KW 85 / PS 115	4
FORD	FOCUS Stufenheck (DFW)	2.0 16V	02.1999 - 11.2004	1988	KW 96 / PS 131	4
FORD	FOCUS Stufenheck (DFW)	2.0 16V	02.1999 - 11.2004	1988	KW 96 / PS 131	4
FORD	FUSION (JU_)	1.4	08.2002 -	1388	KW 59 / PS 80	4
FORD	FUSION (JU_)	1.4	08.2002 -	1388	KW 59 / PS 80	4
FORD	FUSION (JU_)	1.4	08.2002 -	1388	KW 59 / PS 80	4
FORD	FUSION (JU_)	1.6	08.2002 -	1596	KW 74 / PS 100	4
FORD	FUSION (JU_)	1.6	08.2002 -	1596	KW 74 / PS 100	4
FORD	FUSION (JU_)	1.6	08.2002 -	1596	KW 74 / PS 100	4
FORD	FUSION (JU_)	1.25	08.2004 -	1242	KW 55 / PS 75	4
FORD	GALAXY	2.3	07.2007 -	2261	KW 118 / PS 160	4
FORD	GALAXY	2.0	05.2006 -	1999	KW 107 / PS 145	4
FORD	GALAXY	2.0 Flexifuel	05.2006 -	1999	KW 107 / PS 145	4
FORD	GALAXY (WGR)	2.0 i	11.1995 - 05.2006	1998	KW 85 / PS 116	4
FORD	GALAXY (WGR)	2.0 i	11.1995 - 05.2006	1998	KW 85 / PS 116	4
FORD	GALAXY (WGR)	2.3 16V	01.1997 - 05.2006	2295	KW 107 / PS 146	4
FORD	GALAXY (WGR)	2.3 16V	09.2001 - 05.2006	2295	KW 103 / PS 140	4
FORD	GALAXY (WGR)	2.8 i V6	11.1995 - 04.2000	2792	KW 128 / PS 174	6
FORD	GALAXY (WGR)	2.8 i V6	11.1995 - 04.2000	2792	KW 128 / PS 174	6
FORD	GALAXY (WGR)	2.8 i V6 4x4	04.1996 - 04.2000	2792	KW 128 / PS 174	6
FORD	GALAXY (WGR)	2.8 i V6 4x4	04.1996 - 04.2000	2792	KW 128 / PS 174	6
FORD	GALAXY (WGR)	2.8 V6	04.2000 - 05.2006	2792	KW 150 / PS 204	6
FORD	GRANADA (GU)	2.8 i	08.1977 - 08.1985	2792	KW 108 / PS 147	6
FORD	GRANADA (GU)	2.8 i	10.1982 - 08.1985	2792	KW 110 / PS 150	6
FORD	GRANADA Kombi (GNU)	2.8 i	08.1977 - 08.1985	2792	KW 108 / PS 147	6
FORD	GRANADA Kombi (GNU)	2.8 i	10.1982 - 08.1985	2792	KW 110 / PS 150	6
FORD	GT	5.4	06.2003 -	5409	KW 368 / PS 500	8
FORD	KA (RB_)	1.3 i	09.1996 - 10.2002	1299	KW 37 / PS 50	4
FORD	KA (RB_)	1.3 i	09.1996 - 10.2002	1299	KW 37 / PS 50	4
FORD	KA (RB_)	1.3 i	09.1996 - 10.2002	1299	KW 37 / PS 50	4
FORD	KA (RB_)	1.3 i	09.1996 - 10.2002	1299	KW 37 / PS 50	4
FORD	KA (RB_)	1.3 i	09.1996 - 11.2008	1299	KW 44 / PS 60	4
FORD	KA (RB_)	1.3 i	09.1996 - 11.2008	1299	KW 44 / PS 60	4
FORD	KA (RB_)	1.3 i	09.1996 - 11.2008	1299	KW 44 / PS 60	4
FORD	KA (RB_)	1.3 i	06.1998 - 11.2008	1299	KW 36 / PS 49	4
FORD	KA (RB_)	1.3 i	06.1998 - 11.2008	1299	KW 36 / PS 49	4


Engine code



SYDA	133852		
HYDA	133889		
HWDA; HWDB	138808		
AODA; AODB	133852		
ASDA; ASDB	138808		
ASDA; ASDB	138811		
HWDA; HWDB; SHDA	138808		
HWDA; HWDB; SHDA	138811		
Q7DA; QQDB	133852		
SIDA	138808		
HXDA; HXDB	138803		
HXDA; HXDB	138808		
HXDA; HXDB	138811		
Q7DA	133852		
AODA; AODB	133852		
SYDA	133852		
ASDA; ASDB	138808		
HWDA; HWDB; SHDA	138808		
QQDB	133852		
HXDA; HXDB	138808		
Q7DA	133852		
AODA; AODB	133852		
FXDA; FXDB; FXDC; FXDD	138803		
FYDA; FYDB; FYDC; FYDD; FYDH	138803		
EYDB; EYDC; EYDD; EYDE; EYDF; EYDG; EYDI; EYDJ; EYDL	138803		138671
EDDB; EDDC; EDDD; EDDF	138803		138671
EDDB; EDDC; EDDD; EDDF	138811		138671
ALDA	138811		
FXDA; FXDB; FXDC; FXDD	138803		
FYDA; FYDB; FYDC; FYDD; FYDH	138803		
EYDB; EYDC; EYDD; EYDE; EYDF; EYDG; EYDI; EYDJ; EYDL	138803		138671
EDDB; EDDC; EDDD; EDDF	138803		138671
EDDB; EDDC; EDDD; EDDF	138811		138671
FXJA; FXJB; FXJC	138803		
FXJA; FXJB; FXJC	138808		
FXJA; FXJB; FXJC	138811		
FYJA; FYJB	138803		
FYJA; FYJB	138808		
FYJA; FYJB	138811		
FUJA; FUJB	138808		
SEWA	133884		
AOWA; AOWB	133852		
TBWA; TBWB	133852		
NSE; ZVSA			138670
NSE; ZVSA			138673
E5SA; Y5B			138674
E5SB			138674
AAA; AMY	138708		
AAA; AMY	138434		
AAA; AMY	138708		
AAA; AMY	138434		
AYL	133848		
PRD		138050	
PRC		138050	
PRD		138050	
PRC		138050	
	134000		
JJB	138800		138671
JJB	138800		138672
JJB	138803		138671
JJB	138803		138672
BAA; J4D; J4K; J4M; J4N; J4P; J4S	138800		138671
BAA; J4D; J4K; J4M; J4N; J4P; J4S	138800		138672
BAA; J4D; J4K; J4M; J4N; J4P; J4S	138803		138671
BAA; J4D; J4K; J4M; J4N; J4P; J4S	138803		138672
JJD; JJF; JJG; JJH; JJJ	138800		138671
JJD; JJF; JJG; JJH; JJJ	138800		138672

Anwendungsliste

Application List

	Model	Type	Model year	ccm	Output	Cylinder
FORD	KA (RB)	1.3 i	06.1998 - 11.2008	1299	KW 36 / PS 49	4
FORD	KA (RB)	1.3 i	06.1998 - 11.2008	1299	KW 36 / PS 49	4
FORD	KA (RB)	1.3 i	06.1998 - 11.2008	1299	KW 36 / PS 49	4
FORD	KA (RB)	1.3 i	06.1998 - 11.2008	1299	KW 36 / PS 49	4
FORD	KA (RB)	1.3 i	08.2002 - 11.2008	1299	KW 51 / PS 70	4
FORD	KA (RB)	1.3 i	08.2002 - 11.2008	1299	KW 51 / PS 70	4
FORD	KA (RB)	1.6 i	07.2003 - 11.2008	1599	KW 70 / PS 95	4
FORD	KA (RB)	1.6 i	07.2003 - 11.2008	1599	KW 70 / PS 95	4
FORD	KUGA I	2.5 4x4	03.2009 -	2522	KW 147 / PS 200	5
FORD	MAVERICK	2.0 16V	02.2001 -	1989	KW 91 / PS 124	4
FORD	MAVERICK	2.3 16V	03.2004 -	2261	KW 110 / PS 150	4
FORD	MAVERICK	3.0 V6 24V	02.2001 -	2967	KW 145 / PS 197	6
FORD	MAVERICK	3.0 V6 24V	03.2004 -	2967	KW 149 / PS 203	6
FORD	MAVERICK (UDS, UNS)	2.4 i	02.1993 - 08.1996	2389	KW 91 / PS 124	4
FORD	MONDEO I (GBP)	1.6 i 16V	02.1993 - 08.1996	1597	KW 66 / PS 90	4
FORD	MONDEO I (GBP)	1.6 i 16V	07.1994 - 08.1996	1597	KW 65 / PS 88	4
FORD	MONDEO I (GBP)	1.8 i 16V	02.1993 - 08.1996	1796	KW 85 / PS 115	4
FORD	MONDEO I (GBP)	1.8 i 16V	07.1994 - 08.1996	1796	KW 82 / PS 112	4
FORD	MONDEO I (GBP)	1.8 i 16V 4x4	02.1993 - 08.1996	1796	KW 85 / PS 115	4
FORD	MONDEO I (GBP)	2.0 i 16V	02.1993 - 08.1996	1988	KW 100 / PS 136	4
FORD	MONDEO I (GBP)	2.0 i 16V	12.1994 - 08.1996	1988	KW 97 / PS 132	4
FORD	MONDEO I (GBP)	2.0 i 16V 4x4	12.1994 - 08.1996	1988	KW 97 / PS 132	4
FORD	MONDEO I (GBP)	2.5 i 24V	07.1994 - 08.1996	2544	KW 125 / PS 170	6
FORD	MONDEO I Kombi (BNP)	1.6 i 16V	04.1993 - 08.1996	1597	KW 66 / PS 90	4
FORD	MONDEO I Kombi (BNP)	1.6 i 16V	07.1994 - 08.1996	1597	KW 65 / PS 88	4
FORD	MONDEO I Kombi (BNP)	1.8 i 16V	04.1993 - 08.1996	1796	KW 85 / PS 115	4
FORD	MONDEO I Kombi (BNP)	1.8 i 16V	07.1994 - 08.1996	1796	KW 82 / PS 112	4
FORD	MONDEO I Kombi (BNP)	1.8 i 16V 4x4	04.1993 - 08.1996	1796	KW 85 / PS 115	4
FORD	MONDEO I Kombi (BNP)	2.0 i 16V	04.1993 - 08.1996	1988	KW 100 / PS 136	4
FORD	MONDEO I Kombi (BNP)	2.0 i 16V	01.1993 - 08.1996	1988	KW 97 / PS 132	4
FORD	MONDEO I Kombi (BNP)	2.0 i 16V 4x4	12.1994 - 08.1996	1988	KW 97 / PS 132	4
FORD	MONDEO I Kombi (BNP)	2.0 i 16V 4x4	04.1993 - 08.1996	1988	KW 100 / PS 136	4
FORD	MONDEO I Kombi (BNP)	2.5 i 24V	07.1994 - 08.1996	2544	KW 125 / PS 170	6
FORD	MONDEO I Stufenheck (GBP)	1.6 i 16V	02.1993 - 08.1996	1597	KW 66 / PS 90	4
FORD	MONDEO I Stufenheck (GBP)	1.6 i 16V	07.1994 - 08.1996	1597	KW 65 / PS 88	4
FORD	MONDEO I Stufenheck (GBP)	1.8 i 16V	02.1993 - 08.1996	1796	KW 85 / PS 115	4
FORD	MONDEO I Stufenheck (GBP)	1.8 i 16V	01.1994 - 08.1996	1796	KW 82 / PS 112	4
FORD	MONDEO I Stufenheck (GBP)	2.0 i 16V	02.1993 - 08.1996	1988	KW 100 / PS 136	4
FORD	MONDEO I Stufenheck (GBP)	2.0 i 16V 4x4	12.1994 - 08.1996	1988	KW 97 / PS 132	4
FORD	MONDEO I Stufenheck (GBP)	2.5 i 24V	07.1994 - 08.1996	2544	KW 125 / PS 170	6
FORD	MONDEO II (BAP)	1.6 i	09.1996 - 11.2000	1597	KW 66 / PS 90	4
FORD	MONDEO II (BAP)	1.6 i	09.1996 - 11.2000	1597	KW 66 / PS 90	4
FORD	MONDEO II (BAP)	1.6 i	09.1996 - 11.2000	1597	KW 66 / PS 90	4
FORD	MONDEO II (BAP)	1.6 i	09.1996 - 11.2000	1597	KW 66 / PS 90	4
FORD	MONDEO II (BAP)	1.6 i 16V	05.1998 - 11.2000	1597	KW 70 / PS 95	4
FORD	MONDEO II (BAP)	1.6 i 16V	05.1998 - 11.2000	1597	KW 70 / PS 95	4
FORD	MONDEO II (BAP)	1.6 i 16V	05.1998 - 11.2000	1597	KW 70 / PS 95	4
FORD	MONDEO II (BAP)	1.8 i	09.1996 - 11.2000	1796	KW 85 / PS 115	4
FORD	MONDEO II (BAP)	1.8 i	09.1996 - 11.2000	1796	KW 85 / PS 115	4
FORD	MONDEO II (BAP)	1.8 i	09.1996 - 11.2000	1796	KW 85 / PS 115	4
FORD	MONDEO II (BAP)	1.8 i	09.1996 - 11.2000	1796	KW 85 / PS 115	4
FORD	MONDEO II (BAP)	2.0 i	09.1996 - 11.2000	1988	KW 96 / PS 131	4
FORD	MONDEO II (BAP)	2.0 i	09.1996 - 11.2000	1988	KW 96 / PS 131	4
FORD	MONDEO II (BAP)	2.5 24V	09.1996 - 11.2000	2544	KW 125 / PS 170	6
FORD	MONDEO II (BAP)	2.5 24V	06.2000 - 11.2000	2495	KW 125 / PS 170	6
FORD	MONDEO II (BAP)	2.5 ST 200	05.1999 - 11.2000	2495	KW 151 / PS 205	6
FORD	MONDEO II Kombi (BNP)	1.6 i	09.1996 - 11.2000	1597	KW 66 / PS 90	4
FORD	MONDEO II Kombi (BNP)	1.6 i	09.1996 - 11.2000	1597	KW 66 / PS 90	4
FORD	MONDEO II Kombi (BNP)	1.6 i	09.1996 - 11.2000	1597	KW 66 / PS 90	4
FORD	MONDEO II Kombi (BNP)	1.6 i	09.1996 - 11.2000	1597	KW 66 / PS 90	4
FORD	MONDEO II Kombi (BNP)	1.6 i 16V	05.1998 - 11.2000	1597	KW 70 / PS 95	4
FORD	MONDEO II Kombi (BNP)	1.6 i 16V	05.1998 - 11.2000	1597	KW 70 / PS 95	4
FORD	MONDEO II Kombi (BNP)	1.6 i 16V	05.1998 - 11.2000	1597	KW 70 / PS 95	4
FORD	MONDEO II Kombi (BNP)	1.8 i	09.1996 - 11.2000	1796	KW 85 / PS 115	4
FORD	MONDEO II Kombi (BNP)	1.8 i	09.1996 - 11.2000	1796	KW 85 / PS 115	4
FORD	MONDEO II Kombi (BNP)	1.8 i	09.1996 - 11.2000	1796	KW 85 / PS 115	4
FORD	MONDEO II Kombi (BNP)	1.8 i	09.1996 - 11.2000	1796	KW 85 / PS 115	4

Engine code



JJD; JJF; JJG; JJH; JJJ	138803	138671
JJD; JJF; JJG; JJH; JJJ	138803	138672
JJD; JJF; JJG; JJH; JJJ	138811	138671
JJD; JJF; JJG; JJH; JJJ	138811	138672
A9A; A9B	138808	
A9A; A9B	138811	
CDB; CDC	138808	
CDB; CDC	138811	
HYDB	133889	
YF	138811	138677
GZ	133852	
AJ	134001	138695
AJ	134002	138695
KA24-E	138822	
L1F	138800	
L1J	138800	138675
RKA	138800	
RKB	138800	138675
RKA	138800	
NGA	138800	
NGA	138800	
NGA	138800	138675
SEA		138675
L1F	138800	
L1J	138800	138675
RKA	138800	
RKB	138800	138675
RKA	138800	
NGA	138800	
NGA	138800	
NGA	138800	138675
NGA	138800	
SEA		138675
L1F	138800	
L1J	138800	138675
RKA	138800	
RKB	138800	138675
NGA	138800	
NGA	138800	138675
SEA		138675
L1J	138800	138672
L1J	138800	138675
L1J	138803	138672
L1J	138803	138675
L1L; L1N; L1Q	138800	138672
L1L; L1N; L1Q	138803	138672
L1L; L1N; L1Q	138811	138672
RKB; RKF; RKH; RKJ; RKK	138800	138672
RKB; RKF; RKH; RKJ; RKK	138800	138675
RKB; RKF; RKH; RKJ; RKK	138803	138672
RKB; RKF; RKH; RKJ; RKK	138803	138675
NGA; NGB; NGC; NGD	138800	138675
NGA; NGB; NGC; NGD	138803	138675
SEA		138675
SEB; SEC	138802	
SGA	138802	
L1J	138800	138672
L1J	138800	138675
L1J	138803	138672
L1J	138803	138675
L1L; L1N; L1Q	138800	138672
L1L; L1N; L1Q	138803	138672
L1L; L1N; L1Q	138811	138672
RKB; RKF; RKH; RKJ; RKK	138800	138672
RKB; RKF; RKH; RKJ; RKK	138800	138675
RKB; RKF; RKH; RKJ; RKK	138803	138672
RKB; RKF; RKH; RKJ; RKK	138803	138675

Anwendungsliste

Application List




	Model	Type	Model year	ccm	Output	Cylinder
FORD	MONDEO II Kombi (BNP)	2.0 i	09.1996 - 11.2000	1988	KW 96 / PS 131	4
FORD	MONDEO II Kombi (BNP)	2.0 i	09.1996 - 11.2000	1988	KW 96 / PS 131	4
FORD	MONDEO II Kombi (BNP)	2.5 24V	09.1996 - 11.2000	2544	KW 125 / PS 170	6
FORD	MONDEO II Kombi (BNP)	2.5 24V	10.1999 - 11.2000	2495	KW 125 / PS 170	6
FORD	MONDEO II Kombi (BNP)	2.5 ST 200	05.1999 - 11.2000	2495	KW 151 / PS 205	6
FORD	MONDEO II Stufenheck (BFP)	1.6 i	09.1996 - 11.2000	1597	KW 66 / PS 90	4
FORD	MONDEO II Stufenheck (BFP)	1.6 i	09.1996 - 11.2000	1597	KW 66 / PS 90	4
FORD	MONDEO II Stufenheck (BFP)	1.6 i	09.1996 - 11.2000	1597	KW 66 / PS 90	4
FORD	MONDEO II Stufenheck (BFP)	1.6 i	09.1996 - 11.2000	1597	KW 66 / PS 90	4
FORD	MONDEO II Stufenheck (BFP)	1.6 i 16V	05.1998 - 11.2000	1597	KW 70 / PS 95	4
FORD	MONDEO II Stufenheck (BFP)	1.6 i 16V	05.1998 - 11.2000	1597	KW 70 / PS 95	4
FORD	MONDEO II Stufenheck (BFP)	1.6 i 16V	05.1998 - 11.2000	1597	KW 70 / PS 95	4
FORD	MONDEO II Stufenheck (BFP)	1.8 i	09.1996 - 11.2000	1796	KW 85 / PS 115	4
FORD	MONDEO II Stufenheck (BFP)	1.8 i	09.1996 - 11.2000	1796	KW 85 / PS 115	4
FORD	MONDEO II Stufenheck (BFP)	1.8 i	09.1996 - 11.2000	1796	KW 85 / PS 115	4
FORD	MONDEO II Stufenheck (BFP)	1.8 i	09.1996 - 11.2000	1796	KW 85 / PS 115	4
FORD	MONDEO II Stufenheck (BFP)	2.0 i	09.1996 - 11.2000	1988	KW 96 / PS 131	4
FORD	MONDEO II Stufenheck (BFP)	2.0 i	09.1996 - 11.2000	1988	KW 96 / PS 131	4
FORD	MONDEO II Stufenheck (BFP)	2.5 24V	09.1996 - 11.2000	2544	KW 125 / PS 170	6
FORD	MONDEO II Stufenheck (BFP)	2.5 24V	06.2000 - 11.2000	2495	KW 125 / PS 170	6
FORD	MONDEO II Stufenheck (BFP)	2.5 ST 200	05.1999 - 11.2000	2495	KW 151 / PS 205	6
FORD	MONDEO III (B5Y)	1.8 16V	11.2000 - 08.2007	1798	KW 81 / PS 110	4
FORD	MONDEO III (B5Y)	1.8 16V	11.2000 - 08.2007	1798	KW 81 / PS 110	4
FORD	MONDEO III (B5Y)	1.8 16V	11.2000 - 08.2007	1798	KW 81 / PS 110	4
FORD	MONDEO III (B5Y)	1.8 16V	11.2000 - 08.2007	1798	KW 92 / PS 125	4
FORD	MONDEO III (B5Y)	1.8 16V	11.2000 - 08.2007	1798	KW 92 / PS 125	4
FORD	MONDEO III (B5Y)	1.8 16V	11.2000 - 08.2007	1798	KW 92 / PS 125	4
FORD	MONDEO III (B5Y)	2.0 16V	11.2000 - 08.2007	1999	KW 107 / PS 146	4
FORD	MONDEO III (B5Y)	2.0 16V	11.2000 - 08.2007	1999	KW 107 / PS 146	4
FORD	MONDEO III (B5Y)	2.0 16V	11.2000 - 08.2007	1999	KW 107 / PS 146	4
FORD	MONDEO III (B5Y)	2.0 16V	11.2000 - 08.2007	1999	KW 107 / PS 146	4
FORD	MONDEO III (B5Y)	2.5 V6 24V	11.2000 - 08.2007	2495	KW 125 / PS 170	6
FORD	MONDEO III (B5Y)	3.0 V6 24V	09.2004 - 08.2007	2967	KW 150 / PS 204	6
FORD	MONDEO III (B5Y)	ST220	04.2002 - 08.2007	2967	KW 166 / PS 226	6
FORD	MONDEO III Kombi (BWY)	1.8 16V	11.2000 - 08.2007	1798	KW 81 / PS 110	4
FORD	MONDEO III Kombi (BWY)	1.8 16V	11.2000 - 08.2007	1798	KW 81 / PS 110	4
FORD	MONDEO III Kombi (BWY)	1.8 16V	11.2000 - 08.2007	1798	KW 81 / PS 110	4
FORD	MONDEO III Kombi (BWY)	1.8 16V	11.2000 - 08.2007	1798	KW 92 / PS 125	4
FORD	MONDEO III Kombi (BWY)	1.8 16V	11.2000 - 08.2007	1798	KW 92 / PS 125	4
FORD	MONDEO III Kombi (BWY)	1.8 16V	11.2000 - 08.2007	1798	KW 92 / PS 125	4
FORD	MONDEO III Kombi (BWY)	2.0 16V	11.2000 - 08.2007	1999	KW 107 / PS 146	4
FORD	MONDEO III Kombi (BWY)	2.0 16V	11.2000 - 08.2007	1999	KW 107 / PS 146	4
FORD	MONDEO III Kombi (BWY)	2.0 16V	11.2000 - 08.2007	1999	KW 107 / PS 146	4
FORD	MONDEO III Kombi (BWY)	2.0 16V	11.2000 - 08.2007	1999	KW 107 / PS 146	4
FORD	MONDEO III Kombi (BWY)	2.5 V6 24V	11.2000 - 08.2007	2495	KW 125 / PS 170	6
FORD	MONDEO III Kombi (BWY)	3.0 V6 24V	09.2004 - 08.2007	2967	KW 150 / PS 204	6
FORD	MONDEO III Kombi (BWY)	ST220	04.2002 - 08.2007	2967	KW 166 / PS 226	6
FORD	MONDEO III Stufenheck (B4Y)	1.8 16V	11.2000 - 08.2007	1798	KW 81 / PS 110	4
FORD	MONDEO III Stufenheck (B4Y)	1.8 16V	11.2000 - 08.2007	1798	KW 81 / PS 110	4
FORD	MONDEO III Stufenheck (B4Y)	1.8 16V	11.2000 - 08.2007	1798	KW 81 / PS 110	4
FORD	MONDEO III Stufenheck (B4Y)	1.8 16V	11.2000 - 08.2007	1798	KW 92 / PS 125	4
FORD	MONDEO III Stufenheck (B4Y)	1.8 16V	11.2000 - 08.2007	1798	KW 92 / PS 125	4
FORD	MONDEO III Stufenheck (B4Y)	1.8 16V	11.2000 - 08.2007	1798	KW 92 / PS 125	4
FORD	MONDEO III Stufenheck (B4Y)	2.0 16V	11.2000 - 08.2007	1999	KW 107 / PS 146	4
FORD	MONDEO III Stufenheck (B4Y)	2.0 16V	11.2000 - 08.2007	1999	KW 107 / PS 146	4
FORD	MONDEO III Stufenheck (B4Y)	2.0 16V	11.2000 - 08.2007	1999	KW 107 / PS 146	4
FORD	MONDEO III Stufenheck (B4Y)	2.0 16V	11.2000 - 08.2007	1999	KW 107 / PS 146	4
FORD	MONDEO III Stufenheck (B4Y)	2.5 V6 24V	11.2000 - 08.2007	2495	KW 125 / PS 170	6
FORD	MONDEO III Stufenheck (B4Y)	3.0 V6 24V	09.2004 - 08.2007	2967	KW 150 / PS 204	6
FORD	MONDEO III Stufenheck (B4Y)	ST220	04.2002 - 08.2007	2967	KW 166 / PS 226	6
FORD	MONDEO IV	2.3	07.2007 -	2261	KW 118 / PS 160	4
FORD	MONDEO IV	2.5	03.2007 -	2521	KW 162 / PS 220	5
FORD	MONDEO IV	1.6 Ti	03.2007 -	1596	KW 81 / PS 110	4
FORD	MONDEO IV	1.6 Ti	03.2007 -	1596	KW 92 / PS 125	4
FORD	MONDEO IV	2.0	03.2007 -	1999	KW 107 / PS 145	4
FORD	MONDEO IV	2.0 Flexifuel	03.2009 -	1999	KW 107 / PS 145	4
FORD	MONDEO IV	2.0 LPG	07.2009 -	1999	KW 107 / PS 145	4
FORD	MONDEO IV Stufenheck	2.3	07.2007 -	2261	KW 118 / PS 160	4
FORD	MONDEO IV Stufenheck	2.5	03.2007 -	2521	KW 162 / PS 220	5

Engine code		
NGA; NGB; NGC; NGD	138800	138675
NGA; NGB; NGC; NGD	138803	138675
SEA		138675
SEB; SEC	138802	
SGA	138802	
L1J	138800	138672
L1J	138800	138675
L1J	138803	138672
L1J	138803	138675
L1L; L1N; L1Q	138800	138672
L1L; L1N; L1Q	138803	138672
L1L; L1N; L1Q	138811	138672
RKB; RKF; RKH; RKJ; RKK	138800	138672
RKB; RKF; RKH; RKJ; RKK	138800	138675
RKB; RKF; RKH; RKJ; RKK	138803	138672
RKB; RKF; RKH; RKJ; RKK	138803	138675
NGA; NGB; NGC; NGD	138800	138675
NGA; NGB; NGC; NGD	138803	138675
SEA		138675
SEB; SEC	138802	
SGA	138802	138675
CGBA; CGBB	138803	138694
CGBA; CGBB	138809	138694
CGBA; CGBB	138811	138694
CHBA; CHBB	138803	138694
CHBA; CHBB	138809	138694
CHBA; CHBB	138811	138694
CJBA; CJBB	138803	138694
CJBA; CJBB	138809	138694
CJBA; CJBB	138811	138694
LCBD	138817	138694
REBA	138817	
MEBA	138817	
CGBA; CGBB	138803	138694
CGBA; CGBB	138809	138694
CGBA; CGBB	138811	138694
CHBA; CHBB	138803	138694
CHBA; CHBB	138809	138694
CHBA; CHBB	138811	138694
CJBA; CJBB	138803	138694
CJBA; CJBB	138809	138694
CJBA; CJBB	138811	138694
LCBD	138817	138694
REBA	138817	
MEBA	138817	
CGBA; CGBB	138803	138694
CGBA; CGBB	138809	138694
CGBA; CGBB	138811	138694
CHBA; CHBB	138803	138694
CHBA; CHBB	138809	138694
CHBA; CHBB	138811	138694
CJBA; CJBB		138694
CJBA; CJBB	138803	
CJBA; CJBB	138809	
CJBA; CJBB	138811	
LCBD	138817	138694
REBA	138817	
MEBA	138817	
SEBA	133884	
HUBA	133889	
RHBA	138808	
PNBA	138808	
AOBA; AOBC; TBBA	133852	
TBBA; TBBB	133852	
TBBA	133852	
SEBA	133884	
HUBA	133889	

Anwendungsliste

Application List

	Model	Type	Model year	ccm	Output	Cylinder
FORD	MONDEO IV Stufenheck	1.6 Ti	03.2007 -	1596	KW 81 / PS 110	4
FORD	MONDEO IV Stufenheck	2.0	03.2007 -	1999	KW 107 / PS 145	4
FORD	MONDEO IV Stufenheck	2.0 Flexifuel	03.2009 -	1999	KW 107 / PS 145	4
FORD	MONDEO IV Stufenheck	2.0 LPG	07.2009 -	1999	KW 107 / PS 145	4
FORD	MONDEO IV Turnier	2.3	07.2007 -	2261	KW 118 / PS 160	4
FORD	MONDEO IV Turnier	2.5	03.2007 -	2521	KW 162 / PS 220	5
FORD	MONDEO IV Turnier	1.6 Ti	03.2007 -	1596	KW 81 / PS 110	4
FORD	MONDEO IV Turnier	1.6 Ti	03.2007 -	1596	KW 92 / PS 125	4
FORD	MONDEO IV Turnier	2.0	03.2007 -	1999	KW 107 / PS 145	4
FORD	MONDEO IV Turnier	2.0 Flexifuel	03.2009 -	1999	KW 107 / PS 145	4
FORD	MONDEO IV Turnier	2.0 LPG	07.2009 -	1999	KW 107 / PS 145	4
FORD	ORION (AFD)	1.3	07.1983 - 03.1986	1296	KW 51 / HP 69	4
FORD	ORION (AFD)	1.6	07.1983 - 03.1986	1597	KW 58 / HP 79	4
FORD	ORION (AFD)	1.6 i	07.1983 - 03.1986	1597	KW 77 / HP 105	4
FORD	ORION II (AFF)	1.4	12.1985 - 07.1990	1392	KW 55 / PS 75	4
FORD	ORION II (AFF)	1.4	12.1985 - 07.1990	1392	KW 55 / PS 75	4
FORD	ORION II (AFF)	1.4	03.1986 - 07.1990	1392	KW 52 / PS 72	4
FORD	ORION II (AFF)	1.4	01.1986 - 07.1990	1392	KW 54 / PS 73	4
FORD	ORION II (AFF)	1.6	12.1985 - 07.1990	1597	KW 66 / PS 90	4
FORD	ORION II (AFF)	1.4 KAT	02.1987 - 07.1990	1392	KW 54 / PS 73	4
FORD	ORION II (AFF)	1.6 i	03.1986 - 07.1990	1597	KW 77 / PS 105	4
FORD	ORION II (AFF)	1.6 i	08.1989 - 07.1990	1597	KW 75 / PS 102	4
FORD	ORION II (AFF)	1.6 i KAT	03.1986 - 07.1990	1597	KW 66 / PS 90	4
FORD	ORION III (GAL)	1.3	07.1990 - 12.1993	1299	KW 44 / PS 60	4
FORD	ORION III (GAL)	1.4	07.1990 - 12.1993	1391	KW 52 / PS 71	4
FORD	ORION III (GAL)	1.4	07.1990 - 12.1993	1392	KW 54 / PS 73	4
FORD	ORION III (GAL)	1.6	07.1990 - 12.1992	1598	KW 66 / PS 90	4
FORD	ORION III (GAL)	1.6 i	07.1990 - 09.1992	1598	KW 77 / PS 105	4
FORD	ORION III (GAL)	1.6 i 16V	07.1992 - 12.1993	1597	KW 66 / PS 90	4
FORD	ORION III (GAL)	1.8 i 16V	02.1992 - 12.1993	1796	KW 77 / PS 105	4
FORD	ORION III (GAL)	1.8 i 16V	01.1992 - 12.1993	1796	KW 96 / PS 130	4
FORD	PUMA (EC_)	1.4 16V	11.1997 - 10.2000	1388	KW 66 / PS 90	4
FORD	PUMA (EC_)	1.4 16V	11.1997 - 10.2000	1388	KW 66 / PS 90	4
FORD	PUMA (EC_)	1.6 16V	08.2000 - 06.2002	1596	KW 76 / PS 103	4
FORD	PUMA (EC_)	1.7 16V	03.1997 - 06.2002	1679	KW 92 / PS 125	4
FORD	PUMA (EC_)	1.7 16V	03.1997 - 06.2002	1679	KW 92 / PS 125	4
FORD	SCORPIO I (GAE, GGE)	2.0 i	04.1985 - 02.1992	1993	KW 85 / PS 115	4
FORD	SCORPIO I (GAE, GGE)	2.0 i	02.1992 - 09.1994	1993	KW 85 / PS 115	4
FORD	SCORPIO I (GAE, GGE)	2.0 i	05.1989 - 09.1994	1998	KW 88 / PS 120	4
FORD	SCORPIO I (GAE, GGE)	2.4 i	10.1988 - 02.1992	2394	KW 92 / PS 125	6
FORD	SCORPIO I (GAE, GGE)	2.4 i	09.1986 - 09.1988	2394	KW 96 / PS 130	6
FORD	SCORPIO I (GAE, GGE)	2.4 i KAT	10.1988 - 09.1994	2394	KW 92 / PS 125	6
FORD	SCORPIO I (GAE, GGE)	2.9 i	09.1986 - 09.1994	2933	KW 107 / PS 145	6
FORD	SCORPIO I (GAE, GGE)	2.9 i	09.1986 - 09.1994	2933	KW 110 / PS 150	6
FORD	SCORPIO I (GAE, GGE)	2.9 i 24V	04.1991 - 09.1994	2933	KW 143 / PS 195	6
FORD	SCORPIO I (GAE, GGE)	2.9 i 4x4	09.1986 - 09.1994	2933	KW 110 / PS 150	6
FORD	SCORPIO I (GAE, GGE)	2.9 i 4x4	05.1988 - 02.1993	2933	KW 107 / PS 145	6
FORD	SCORPIO I (GAE, GGE)	2.9 i KAT	10.1987 - 09.1994	2933	KW 107 / PS 145	6
FORD	SCORPIO I Kombi (GGE)	2.0 i	09.1991 - 09.1994	1998	KW 85 / PS 115	4
FORD	SCORPIO I Kombi (GGE)	2.0 i	09.1991 - 09.1994	1998	KW 88 / PS 120	4
FORD	SCORPIO I Kombi (GGE)	2.4 i	09.1991 - 09.1994	2394	KW 92 / PS 125	6
FORD	SCORPIO I Kombi (GGE)	2.9 24V	08.1993 - 09.1994	2933	KW 143 / PS 195	6
FORD	SCORPIO I Kombi (GGE)	2.9 i	09.1991 - 09.1994	2933	KW 107 / PS 145	6
FORD	SCORPIO I Kombi (GGE)	2.9 i 4x4	05.1988 - 02.1993	2933	KW 107 / PS 145	6
FORD	SCORPIO I Stufenheck (GGE)	2.0 i	02.1992 - 09.1994	1998	KW 85 / PS 115	4
FORD	SCORPIO I Stufenheck (GGE)	2.0 i	05.1989 - 09.1994	1998	KW 88 / PS 120	4
FORD	SCORPIO I Stufenheck (GGE)	2.4 i	10.1988 - 10.1994	2394	KW 92 / PS 125	6
FORD	SCORPIO I Stufenheck (GGE)	2.9 i	09.1986 - 12.1994	2933	KW 107 / PS 145	6
FORD	SCORPIO I Stufenheck (GGE)	2.9 i 24V	04.1991 - 09.1994	2933	KW 143 / PS 195	6
FORD	SCORPIO I Stufenheck (GGE)	2.9 i 4x4	12.1989 - 10.1994	2933	KW 107 / PS 145	6
FORD	SCORPIO II (GFR, GGR)	2.0 i	10.1994 - 08.1998	1998	KW 85 / PS 115	4
FORD	SCORPIO II (GFR, GGR)	2.0 i	10.1994 - 08.1998	1998	KW 85 / PS 115	4
FORD	SCORPIO II (GFR, GGR)	2.0 i 16V	10.1994 - 08.1998	1998	KW 100 / PS 136	4
FORD	SCORPIO II (GFR, GGR)	2.0 i 16V	10.1994 - 08.1998	1998	KW 100 / PS 136	4
FORD	SCORPIO II (GFR, GGR)	2.9 i	02.1995 - 08.1998	2933	KW 110 / PS 150	6
FORD	SCORPIO II (GFR, GGR)	2.9 i 24V	10.1994 - 08.1998	2933	KW 152 / PS 207	6
FORD	SCORPIO II Kombi (GNR, GGR)	2.0 i	10.1994 - 08.1998	1998	KW 85 / PS 115	4


Engine code



RHBA	138808		
AOBA; AOBC; TBBA	133852		
TBBA; TBBB	133852		
TBBA	133852		
SEBA	133884		
HUBA	133889		
RHBA	138808		
PNBA	138808		
AOBA; AOBC; TBBA	133852		
TBBA; TBBB	133852		
TBBA	133852		
JPA		138028	
LP1; LPA		138028	
LR1; LRA		138028	
FUA	138800	138043	
FUA	138800	138033	
FUAA	138800		
FUC	138800		
LUC	138800		
F6B; F6D	138800		
LRB	138800		
LJB	138800		
L4B	138800	138012	
J4B; J6A	138800		
F6F; F6G	138800		
FUH	138800		
LUJ; LUK	138800		
LJF	138800		138684
L1E; L1K	138800		138689
RDA	138800		138689
RQB	138800		138689
FHD; FHF	138800		
FHD; FHF	138803		
L1W	138811		
MHA; MHB	138800		
MHA; MHB	138803		
NRA; NRI			138693
NRA; NRI			138693
N9D			138693
ARD			138693
ARC			138693
ARD			138693
BRD; BRE; BRF			138693
BRC			138693
BOA	138802		138693
BRC			138693
BRD; BRE; BRF			138693
BRE			138693
N9F			138693
N9D			138693
ARD			138693
BOA	138802		138693
BRD; BRE; BRF			138693
BRD; BRE; BRF			138693
N9F			138693
N9D			138693
ARD			138693
BRD; BRE; BRF			138693
BOA	138802		138693
BRD; BRE; BRF			138693
NSD			138670
NSD			138672
N3A			138670
N3A			138672
BRG			138693
BOB	138802		
NSD			138670

Anwendungsliste

Application List

	Model	Type	Model year	ccm	Output	Cylinder
FORD	SCORPIO II Kombi (GNR, GGR)	2.0 i	10.1994 - 08.1998	1998	KW 85 / PS 115	4
FORD	SCORPIO II Kombi (GNR, GGR)	2.0 i 16V	10.1994 - 08.1998	1998	KW 100 / PS 136	4
FORD	SCORPIO II Kombi (GNR, GGR)	2.0 i 16V	10.1994 - 08.1998	1998	KW 100 / PS 136	4
FORD	SCORPIO II Kombi (GNR, GGR)	2.9 i	02.1995 - 08.1998	2933	KW 110 / PS 150	6
FORD	SCORPIO II Kombi (GNR, GGR)	2.9 i 24V	10.1994 - 08.1998	2933	KW 152 / PS 207	6
FORD	SIERRA (GBG, GB4)	1.6	01.1987 - 02.1993	1597	KW 55 / PS 75	4
FORD	SIERRA (GBG, GB4)	1.8	05.1988 - 02.1993	1769	KW 64 / PS 87	4
FORD	SIERRA (GBG, GB4)	1.6 i	10.1989 - 02.1993	1597	KW 59 / PS 80	4
FORD	SIERRA (GBG, GB4)	2.0 4x4	01.1990 - 02.1993	1998	KW 88 / PS 120	4
FORD	SIERRA (GBG, GB4)	2.0 4x4	01.1990 - 02.1993	1998	KW 92 / PS 125	4
FORD	SIERRA (GBG, GB4)	2.0 i	01.1987 - 02.1993	1993	KW 85 / PS 115	4
FORD	SIERRA (GBG, GB4)	2.0 i	01.1990 - 02.1993	1998	KW 88 / PS 120	4
FORD	SIERRA (GBG, GB4)	2.0 i	01.1990 - 02.1993	1998	KW 92 / PS 125	4
FORD	SIERRA (GBG, GB4)	2.0 i DOHC	12.1991 - 02.1993	1998	KW 85 / PS 115	4
FORD	SIERRA (GBG, GB4)	2.0 i KAT	01.1987 - 02.1993	1993	KW 74 / PS 100	4
FORD	SIERRA (GBG, GB4)	2.9 4x4	08.1988 - 02.1993	2935	KW 110 / PS 150	6
FORD	SIERRA (GBG, GB4)	2.9 4x4	08.1988 - 02.1993	2935	KW 107 / PS 145	6
FORD	SIERRA (GBG, GB4)	2.9 i	08.1988 - 02.1993	2935	KW 107 / PS 145	6
FORD	SIERRA (GBG, GB4)	2.9 i	08.1988 - 02.1993	2935	KW 110 / PS 150	6
FORD	SIERRA Kombi (BNC)	2.0	03.1985 - 12.1986	1993	KW 85 / PS 115	4
FORD	SIERRA Kombi (BNG)	1.8	05.1988 - 02.1993	1769	KW 64 / PS 87	4
FORD	SIERRA Kombi (BNG)	2.9	08.1988 - 02.1993	2936	KW 107 / PS 145	6
FORD	SIERRA Kombi (BNG)	1.6 i	10.1989 - 02.1993	1598	KW 59 / PS 80	4
FORD	SIERRA Kombi (BNG)	2.0 4x4	02.1990 - 02.1993	1998	KW 88 / PS 120	4
FORD	SIERRA Kombi (BNG)	2.0 4x4	05.1989 - 02.1993	1998	KW 92 / PS 125	4
FORD	SIERRA Kombi (BNG)	2.0 i	01.1987 - 02.1993	1993	KW 85 / PS 115	4
FORD	SIERRA Kombi (BNG)	2.0 i	05.1989 - 02.1993	1998	KW 88 / PS 120	4
FORD	SIERRA Kombi (BNG)	2.0 i	05.1989 - 02.1993	1998	KW 92 / PS 125	4
FORD	SIERRA Kombi (BNG)	2.0 i DOHC	12.1991 - 02.1993	1998	KW 85 / PS 115	4
FORD	SIERRA Kombi (BNG)	2.0 i KAT	01.1987 - 02.1993	1993	KW 74 / PS 100	4
FORD	SIERRA Kombi (BNG)	2.9 4x4	08.1988 - 02.1993	2936	KW 107 / PS 145	6
FORD	SIERRA Kombi (BNG)	2.9 4x4	08.1988 - 02.1993	2935	KW 110 / PS 150	6
FORD	SIERRA Kombi (BNG)	2.9 i	08.1988 - 02.1993	2935	KW 110 / PS 150	6
FORD	SIERRA Schrägheck (GBC)	1.3	08.1982 - 12.1986	1294	KW 44 / PS 60	4
FORD	SIERRA Schrägheck (GBC)	2.0 i	03.1985 - 12.1986	1993	KW 85 / PS 115	4
FORD	SIERRA Schrägheck (GBC, GBG)	1.6	01.1987 - 02.1993	1597	KW 55 / PS 75	4
FORD	SIERRA Schrägheck (GBC, GBG)	1.8	05.1988 - 02.1993	1769	KW 64 / PS 87	4
FORD	SIERRA Schrägheck (GBC, GBG)	1.6 i	10.1989 - 02.1993	1598	KW 59 / PS 80	4
FORD	SIERRA Schrägheck (GBC, GBG)	2.0 i	01.1987 - 02.1993	1993	KW 85 / PS 115	4
FORD	SIERRA Schrägheck (GBC, GBG)	2.0 i	06.1989 - 02.1993	1998	KW 88 / PS 120	4
FORD	SIERRA Schrägheck (GBC, GBG)	2.0 i DOHC	12.1991 - 02.1993	1998	KW 85 / PS 115	4
FORD	SIERRA Schrägheck (GBC, GBG)	2.0 i KAT	01.1987 - 02.1993	1993	KW 74 / PS 100	4
FORD	SIERRA Schrägheck (GBC, GBG)	2.9 i	08.1988 - 02.1993	2936	KW 107 / PS 145	6
FORD	SIERRA Schrägheck (GBC, GBG)	2.9 i XR 4x4	08.1988 - 02.1993	2936	KW 110 / PS 150	6
FORD	SIERRA Schrägheck (GBC, GBG)	2.9 i XR 4x4	08.1988 - 02.1993	2936	KW 107 / PS 145	6
FORD	S-MAX	2.3	07.2007 -	2261	KW 118 / PS 160	4
FORD	S-MAX	2.0	05.2006 -	1999	KW 107 / PS 145	4
FORD	S-MAX	2.0 Flexifuel	05.2006 -	1999	KW 107 / PS 145	4
FORD	S-MAX	2.5 ST	05.2006 -	2521	KW 162 / PS 220	5
FORD	STREET KA	1.6	05.2003 - 07.2005	1599	KW 70 / PS 95	4
FORD	TOURNEO CONNECT	1.8 16V	06.2002 -	1796	KW 85 / PS 116	4
FORD	TRANSIT Bus (E_)	2.0	09.1995 - 03.2000	1998	KW 84 / PS 114	4
FORD	TRANSIT Bus (E_)	2.0 CNG	06.1994 - 03.2000	1998	KW 84 / PS 114	4
FORD	TRANSIT Bus (E_)	2.0 i	09.1991 - 07.1994	1994	KW 72 / PS 98	4
FORD	TRANSIT Bus (E_)	2.9 i	01.1991 - 09.1994	2935	KW 107 / PS 145	6
FORD	TRANSIT Bus	2.3 16V [RWD]	08.2000 - 05.2006	2295	KW 107 / PS 146	4
FORD	TRANSIT CONNECT	1.8 16V	06.2002 -	1796	KW 85 / PS 116	4
FORD	TRANSIT Kasten	2.3 16V	04.2006 -	2295	KW 107 / PS 145	4
FORD	TRANSIT Kasten (E_)	2.0	06.1994 - 03.2000	1998	KW 84 / PS 114	4
FORD	TRANSIT Kasten (E_)	2.0 i	09.1991 - 06.1994	1994	KW 72 / PS 98	4
FORD	TRANSIT Kasten (FA_)	2.3	03.2001 - 03.2006	2295	KW 105 / PS 143	4
FORD	TRANSIT Kasten (FA_)	2.3 16V [RWD]	04.2001 - 05.2006	2295	KW 107 / PS 146	4
FORD	TRANSIT Pritsche/Fahrgestell	2.3 16V	04.2006 -	2295	KW 107 / PS 145	4
FORD	TRANSIT Pritsche/Fahrgestell (E_)	2.0	08.1994 - 03.2000	1998	KW 84 / PS 114	4
FORD	TRANSIT Pritsche/Fahrgestell (E_)	2.0	09.1991 - 08.1994	1994	KW 72 / PS 98	4
FORD	TRANSIT Pritsche/Fahrgestell	2.3 16V	04.2001 - 05.2006	2295	KW 107 / PS 146	4
FORD AUSTRALIA	EXPLORER (U_)	4.6	11.2001 - 01.2008	4601	KW 178 / PS 242	8


Engine code



NSD		138672
N3A		138670
N3A		138672
BRG		138693
BOB	138802	
LSE	138800	
R2C; R6A	138800	
L6B	138800	
N9C	138754	138693
N9C		138693
N4A; N4I		138693
N9C		138693
N9C		138693
N9E		138693
N4B		138693
B4B; B4C		138693
B4B; B4C		138693
B4B; B4C		138693
B4B; B4C		138693
NR2; NRB		138693
R2C; R6A	138800	
B4B; B4C		138693
L6B	138800	
N9C		138693
N9C		138693
N4A; N4I		138693
N9C		138693
N9C		138693
N9E		138693
N4B		138693
B4B; B4C		138693
B4B; B4C		138693
B4B; B4C		138693
JCT	138045	
NR2; NRB		138693
LSE	138800	
R2C; R6A	138800	
L6B	138800	
N4A; N4I		138693
N9C		138693
N9E		138693
N4B		138693
B4B; B4C		138693
B4A		138693
B4B; B4C		138693
SEWA	133884	
AOWA; AOWB	133852	
TBWA; TBWB	133852	
HUWA	133889	
CDRA; CDRB	138811	
EYPA; EYPC; EYPD	138811	138671
NSF; NSG		138670
NSH		138670
NCA		138693
BRT		138693
E5FA; E5FC		138674
EYPA; EYPC; EYPD	138800	138671
GZFA; GZFC	133852	
NSF; NSG		138670
NCA		138693
E5FC		138674
E5FA; E5FC		138674
GZFA; GZFC	133852	
NSF; NSG		138670
NCA		138693
E5FA; E5FC		138674
	133893	

Anwendungsliste

Application List

	Model	Type	Model year	ccm	Output	Cylinder
FORD AUSTRALIA	F150 Pick-up	4.6 V8	09.1998 - 10.2001	4601	KW 164 / PS 223	8
FORD AUSTRALIA	F150 Pick-up	4.6 V8	10.2003 - 09.2007	4601	KW 170 / PS 231	8
FORD AUSTRALIA	F150 Pick-up	4.6 V8	10.1998 - 11.2003	4601	KW 170 / PS 231	8
FORD AUSTRALIA	F150 Pick-up	4.6 V8 Allrad	10.2003 - 09.2007	4601	KW 170 / PS 231	8
FORD AUSTRALIA	F150 Pick-up	4.6 V8 Allrad	10.1998 - 11.2003	4601	KW 170 / PS 231	8
FORD AUSTRALIA	F150 Pick-up	5.4 V8	10.1996 - 11.2003	5403	KW 185 / PS 252	8
FORD AUSTRALIA	F150 Pick-up	5.4 V8	05.2001 - 11.2003	5403	KW 280 / PS 381	8
FORD AUSTRALIA	F150 Pick-up	5.4 V8 Allrad	02.2004 - 09.2007	5403	KW 194 / PS 264	8
FORD AUSTRALIA	F250 Pick-up	4.6 V8	10.1998 - 11.2003	4601	KW 170 / PS 231	8
FORD AUSTRALIA	F250 Pick-up	4.6 V8 Allrad	10.1998 - 11.2003	4601	KW 170 / PS 231	8
FORD AUSTRALIA	F250 Pick-up	5.4 V8	10.1996 - 11.2003	5403	KW 191 / PS 260	8
FORD AUSTRALIA	F250 Pick-up	5.4 V8	10.2003 - 09.2007	5403	KW 194 / PS 264	8
FORD AUSTRALIA	F250 Pick-up	5.4 V8 Allrad	10.2003 - 09.2007	5403	KW 194 / PS 264	8
FORD AUSTRALIA	F250 Pick-up	5.4 V8 Allrad	10.1996 - 11.2003	5403	KW 191 / PS 260	8
FORD AUSTRALIA	F350 Pick-up	5.4 V8	10.1996 - 11.2003	5403	KW 191 / PS 260	8
FORD AUSTRALIA	F350 Pick-up	5.4 V8 Allrad	10.2003 - 09.2007	5403	KW 194 / PS 264	8
FORD AUSTRALIA	F350 Pick-up	5.4 V8 Allrad	10.1996 - 11.2003	5403	KW 191 / PS 260	8
FORD AUSTRALIA	F350 Pick-up	6.8 V10	10.1996 - 11.2003	6751	KW 230 / PS 313	10
FORD AUSTRALIA	F350 Pick-up	6.8 V10 Allrad	10.1996 - 11.2003	6751	KW 230 / PS 313	10
FORD AUSTRALIA	MUSTANG Coupe	4.6 V8	06.1999 - 09.2003	4601	KW 236 / PS 321	8
FORD USA	CROWN VICTORIA	4.6	09.2001 - 04.2005	4601	KW 130 / PS 177	8
FORD USA	CROWN VICTORIA	4.6	05.1998 - 04.2005	4601	KW 167 / PS 227	8
FORD USA	E SERIES Bus	4.6	10.2001 - 09.2007	4601	KW 167 / PS 227	8
FORD USA	E SERIES Kasten	4.6	10.2001 - 09.2007	4601	KW 167 / PS 227	8
FORD USA	ESCAPE	3.0 4x4	01.2001 - 04.2004	2967	KW 145 / PS 197	6
FORD USA	EXCURSION	6.8	08.1999 - 09.2005	6751	KW 230 / PS 313	10
FORD USA	EXCURSION	6.8 Allrad	08.1999 - 09.2005	6751	KW 230 / PS 313	10
FORD USA	EXPEDITION	4.6	10.2002 - 02.2006	4601	KW 173 / PS 235	8
FORD USA	EXPEDITION	4.6 4x4	08.1996 - 09.2002	4601	KW 158 / PS 215	8
FORD USA	EXPEDITION	4.6 4x4	10.2002 -	4601	KW 173 / PS 235	8
FORD USA	EXPEDITION	4.6 XLT	08.1996 - 09.2002	4598	KW 158 / PS 215	8
FORD USA	EXPEDITION	5.4 4x4	10.2002 - 02.2006	5403	KW 194 / PS 264	8
FORD USA	EXPEDITION	5.4 4x4	08.1996 - 09.2002	5403	KW 191 / PS 260	8
FORD USA	EXPEDITION	5.4 XLT	08.1996 - 09.2002	5403	KW 191 / PS 260	8
FORD USA	EXPLORER	4.6 4x4	05.2003 -	4601	KW 178 / PS 242	8
FORD USA	EXPLORER (U2)	4.0	09.1996 - 08.2002	4011	KW 152 / PS 207	6
FORD USA	EXPLORER (U2)	4.0 V6 All-wheel Drive	01.1993 -	3958	KW 121 / HP 165	6
FORD USA	EXPLORER (U2)	4.0 V6 All-wheel Drive	03.1995 -	3958	KW 115 / HP 156	6
FORD USA	EXPLORER (U2)	4.0 V6 All-wheel Drive	10.1996 -	4011	KW 152 / HP 207	6
FORD USA	EXPLORER (U2)	V6	10.1998 -	4011	KW 150 / HP 204	6
FORD USA	F150	5.4	10.1996 - 11.2003	5403	KW 185 / PS 252	8
FORD USA	F150	5.4	05.2001 - 11.2003	5403	KW 280 / PS 381	8
FORD USA	F150	4.6	09.1998 - 10.2001	4601	KW 164 / PS 223	8
FORD USA	F150	4.6	10.1998 - 11.2003	4601	KW 170 / PS 231	8
FORD USA	F150	4.6 4x4	10.2003 - 09.2007	4601	KW 170 / PS 231	8
FORD USA	F150	4.6 4x4	10.1998 - 11.2003	4601	KW 170 / PS 231	8
FORD USA	F150	4.6 Lariat Supercab 4x4	10.2003 - 09.2007	4601	KW 248 / PS 337	8
FORD USA	F150	4.6 XL Styleside	10.2003 - 09.2007	4601	KW 170 / PS 231	8
FORD USA	F150	5.4 4x4	10.1996 - 11.2003	5403	KW 185 / PS 252	8
FORD USA	F150	5.4 SVT 4x4	02.2004 - 09.2007	5403	KW 194 / PS 264	8
FORD USA	F250	5.4	10.1996 - 11.2003	5403	KW 191 / PS 260	8
FORD USA	F250	4.6	10.1998 - 11.2003	4601	KW 170 / PS 231	8
FORD USA	F250	4.6 4x4	10.1998 - 11.2003	4601	KW 170 / PS 231	8
FORD USA	F250	5.4 4x4	10.1996 - 11.2003	5403	KW 185 / PS 252	8
FORD USA	F250	5.4 4x4	10.1996 - 11.2003	5403	KW 191 / PS 260	8
FORD USA	F350	5.4	10.1996 - 11.2003	5403	KW 191 / PS 260	8
FORD USA	F350	6.8	10.1996 - 11.2003	6751	KW 230 / PS 313	10
FORD USA	F350	5.4 4x4	10.1996 - 11.2003	5403	KW 191 / PS 260	8
FORD USA	F350	6.8 4x4	10.1996 - 11.2003	6751	KW 230 / PS 313	10
FORD USA	FIVE HUNDRED	3.0	08.2004 -	2967	KW 151 / PS 205	6
FORD USA	FREESTAR	4.2 Limited	10.2003 - 09.2007	4192	KW 150 / PS 204	6
FORD USA	MUSTANG	4.0 V6	12.2004 -	4009	KW 157 / HP 214	6
FORD USA	MUSTANG	5.4 V8	01.2006 -	5408	KW 355 / PS 483	8
FORD USA	MUSTANG (C)	4.6	06.1999 - 10.2000	4601	KW 192 / PS 261	8
FORD USA	MUSTANG (C)	4.6	06.1999 - 09.2003	4601	KW 236 / PS 321	8
FORD USA	MUSTANG Cabriolet	5.4 V8	01.2006 -	5408	KW 355 / PS 483	8
FORD USA	MUSTANG Convertible (C)	4.6	06.1999 - 10.2000	4601	KW 192 / PS 261	8

Anwendungsliste

Application List



	Model	Type	Model year	ccm	Output	Cylinder
FORD USA	MUSTANG Convertible (C)	4.6	06.1999 - 09.2003	4601	KW 236 / PS 321	8
FORD USA	TAURUS (P5_)	3.0 V6	03.1999 -	2986	KW 115 / PS 156	6
FORD USA	WINDSTAR (A3)	3.8	09.2000 - 08.2004	3797	KW 127 / PS 173	6
GMC	SAFARI	4.3	10.1993 - 09.2004	4296	KW 142 / PS 193	6
GMC	SIERRA 1500 Crew Cab	4.3	09.2007 -	4293	KW 145 / PS 197	6
GMC	SIERRA 1500 Crew Cab	4.3 AWD	09.2007 -	4293	KW 145 / PS 197	6
GMC	SIERRA 1500 Standard Cab	4.3	09.2007 -	4293	KW 145 / PS 197	6
GMC	SIERRA 1500 Standard Cab	4.3 AWD	09.2007 -	4293	KW 145 / PS 197	6
HOLDEN	ADVENTRA Kombi (VZ)	3.6 i V6 AWD	05.2006 - 07.2009	3565	KW 195 / PS 265	6
HOLDEN	ASTRA (AH)	2.2 i	12.2006 - 03.2008	2198	KW 109 / PS 146	4
HOLDEN	ASTRA Cabriolet (TS)	2.0 i Turbo	06.2002 - 07.2004	1998	KW 147 / PS 192	4
HOLDEN	ASTRA Schrägheck (TR)	1.6 CD	08.1995 - 09.1998	1598	KW 74 / PS 101	4
HOLDEN	ASTRA Schrägheck (TS)	1.8 i	02.1998 - 08.2000	1796	KW 85 / PS 116	4
HOLDEN	ASTRA Schrägheck (TS)	1.8 i	09.2000 - 10.2004	1796	KW 92 / PS 125	4
HOLDEN	ASTRA SPORTSBACK (AH)	2.2	12.2006 - 03.2008	2198	KW 110 / PS 150	4
HOLDEN	ASTRA SPORTSBACK (AH)	2.2 i	12.2006 - 03.2010	2198	KW 110 / PS 150	4
HOLDEN	ASTRA Stufenheck (TS)	1.8 i	09.2000 - 10.2004	1796	KW 92 / PS 125	4
HOLDEN	ASTRA TWINTOP (AH)	2.2 i	03.2008 - 03.2010	2198	KW 110 / PS 150	4
HOLDEN	BARINA Schrägheck (XC)	1.8 SRi	09.2000 - 02.2005	1796	KW 92 / PS 125	4
HOLDEN	CAPRICE Stufenheck (WL)	3.6 i V6	08.2004 - 07.2006	3565	KW 190 / PS 258	6
HOLDEN	COMBO Kasten (XC)	1.4 i	04.2005 -	1364	KW 66 / PS 90	4
HOLDEN	COMBO Kasten (XC)	1.6 i	09.2002 - 04.2005	1598	KW 62 / PS 84	4
HOLDEN	COMMODORE Kombi (VZ)	3.6 i V6	09.2004 - 07.2006	3565	KW 175 / PS 238	6
HOLDEN	COMMODORE Kombi (VZ)	3.6 i V6	09.2004 - 07.2007	3565	KW 180 / PS 245	6
HOLDEN	COMMODORE Pick-up (VZ)	3.6 i V6	09.2004 - 07.2006	3565	KW 175 / PS 238	6
HOLDEN	COMMODORE Stufenheck (VZ)	3.6 i V6	09.2004 - 06.2006	3565	KW 175 / PS 238	6
HOLDEN	COMMODORE Stufenheck (VZ)	3.6 i V6	09.2004 - 06.2006	3565	KW 190 / PS 258	6
HOLDEN	ONE TONNER Pritsche/Fahrgestell	3.6	11.2004 - 12.2005	3565	KW 175 / PS 238	6
HOLDEN	STATESMAN Stufenheck (WL)	3.6 VVT	08.2004 - 07.2006	3565	KW 190 / PS 258	6
HOLDEN	VIVA Kombi (JF)	1.8 i	03.2005 - 12.2009	1796	KW 89 / PS 121	4
HOLDEN	VIVA Schrägheck (JF)	1.8 i	03.2005 - 12.2009	1796	KW 89 / PS 121	4
HOLDEN	VIVA Stufenheck (JF)	1.8 i	03.2005 - 12.2009	1796	KW 89 / PS 121	4
HONDA	ACCORD IV (CB)	2.0 16V	01.1990 - 03.1993	1997	KW 66 / PS 90	4
HONDA	ACCORD IV (CB)	2.0 i 16V	01.1990 - 03.1993	1997	KW 98 / PS 133	4
HONDA	ACCORD IV (CB)	2.2 i 16V	01.1990 - 03.1993	2156	KW 110 / PS 150	4
HONDA	ACCORD IV (CB)	2.2 i 16V	01.1990 - 03.1993	2156	KW 110 / PS 150	4
HONDA	ACCORD IV (CB)	2.2 i 16V Automatik	01.1990 - 03.1993	2156	KW 108 / PS 147	4
HONDA	ACCORD IV Aerodeck (CB)	2.0 i 16V	03.1993 - 12.1993	1997	KW 98 / PS 133	4
HONDA	ACCORD IV Aerodeck (CB)	2.2 i 16V	01.1991 - 12.1993	2156	KW 108 / PS 147	4
HONDA	ACCORD IV Aerodeck (CB)	2.2 i 16V	01.1991 - 12.1993	2156	KW 110 / PS 150	4
HONDA	ACCORD IV Coupe (CC1)	2.0 i 16V	01.1992 - 09.1993	1997	KW 98 / PS 133	4
HONDA	ACCORD V (CC7, CD)	2.0 i	03.1993 - 01.1996	1997	KW 85 / PS 116	4
HONDA	ACCORD V (CC7, CD)	2.0 i S	03.1993 - 01.1996	1997	KW 96 / PS 131	4
HONDA	ACCORD V (CC7, CD)	2.3 i SR	03.1993 - 01.1996	2259	KW 116 / PS 158	4
HONDA	ACCORD V Aerodeck (CE)	2.0 i LS 16V	09.1993 - 02.1998	1997	KW 100 / PS 136	4
HONDA	ACCORD V Aerodeck (CE)	2.2 i ES	09.1993 - 02.1998	2156	KW 110 / PS 150	4
HONDA	ACCORD V Coupe (CD7, CD9)	2.0	09.1993 - 12.1997	1997	KW 100 / PS 136	4
HONDA	ACCORD V Coupe (CD7, CD9)	2.2 i ES	09.1993 - 02.1998	2156	KW 110 / PS 150	4
HONDA	ACCORD VI (CE, CF)	1.9 i	02.1996 - 10.1998	1850	KW 85 / PS 116	4
HONDA	ACCORD VI (CE, CF)	2.0 i LS	02.1996 - 10.1998	1997	KW 96 / PS 131	4
HONDA	ACCORD VI (CE, CF)	2.0 i LS	02.1996 - 10.1998	1997	KW 96 / PS 131	4
HONDA	ACCORD VI (CE, CF)	2.2 i VTEC	02.1996 - 10.1998	2156	KW 110 / PS 150	4
HONDA	ACCORD VII (CG, CK)	2.3	01.2001 - 06.2003	2254	KW 113 / PS 154	4
HONDA	ACCORD VII (CG, CK)	1.8 i	10.1998 - 12.2002	1850	KW 100 / PS 136	4
HONDA	ACCORD VII (CG, CK)	2.0 i	10.1998 - 01.2001	1997	KW 108 / PS 147	4
HONDA	ACCORD VII (CG, CK)	2.2 Type-R	02.1999 - 12.2002	2157	KW 156 / PS 212	4
HONDA	ACCORD VII Coupe (CG)	2.0 i 16V	02.1998 - 06.2003	1997	KW 108 / PS 147	4
HONDA	ACCORD VII Coupe (CG)	3.0 V6 24V	02.1998 - 06.2003	2997	KW 147 / PS 200	6
HONDA	ACCORD VII Hatchback (CH)	2.3	11.2000 - 12.2002	2254	KW 113 / PS 154	4
HONDA	ACCORD VII Hatchback (CH)	1.8 i	12.1999 - 12.2002	1850	KW 100 / PS 136	4
HONDA	ACCORD VII Hatchback (CH)	2.0	12.1999 - 12.2002	1997	KW 108 / PS 147	4
HONDA	CITY Stufenheck (GM)	1.4 i-V TEC	09.2008 -	1339	KW 73 / PS 99	4
HONDA	CITY Stufenheck (GM)	1.4 i-V TEC	09.2008 -	1339	KW 73 / PS 99	4
HONDA	CIVIC II Shuttle (EE)	1.4 i 16V	01.1988 - 12.1992	1396	KW 66 / PS 90	4
HONDA	CIVIC II Shuttle (EE)	1.5 i 16V	01.1988 - 11.1991	1493	KW 69 / PS 94	4
HONDA	CIVIC II Shuttle (EE)	1.6 4x4	01.1988 - 12.1992	1590	KW 85 / PS 116	4
HONDA	CIVIC II Shuttle (EE)	1.6 i 16V 4WD	01.1988 - 12.1989	1590	KW 80 / PS 109	4

Engine code



	134000	
	138817	
	138817	
LB4	138819	
	138821	
	138821	
	138821	
	138821	
H7	133864	
Z 22 YH	133885	
Z 20 LER; Z 20 LET	133879	
Z 16 XE	133809	
X 18 XE1	133810	
Z 18 XE	133810	
Z 22 YH	133885	
Z 22 YH	133885	
Z 18 XE	133810	
Z 22 YH	133885	
Z 18 XE	133810	
H7	133864	
Z 14 XEP	133839	
Z 16 SE	138804	
HB	133864	
HN	133864	
HB	133864	
HB	133864	
HV	133864	
HB	133864	
H7	133864	
F18D3	133810	
F18D3	133810	
F18D3	133810	
F20A6	138815	
F20A4; F20A8		138068
F22A3	138812	138068
F22A3	138876	138068
F22A3		138068
F20Z3	138812	138068
F22A8		138068
F22A7	138812	138068
F20A7	138812	138068
F20Z2	138812	138068
F20Z1	138812	138068
H23A3	138812	
F20B3	138812	138068
F22B5	138812	138068
F20B3		138068
F22B5	138812	138068
F18A3	138810	
F20Z1	138810	
F20Z1	138812	
F22Z2	138810	
F23A1; F23Z5	138810	
F18B2	138810	
F20B6	138810	
H22A7	138812	138068
F20B5; F20B7	138810	
J30A1	133913	
F23Z5	138810	
F18B2	138810	
F20B6	138810	
L13Z1	133910	
L13Z1	133930	
D14A1	138815	
D15B2	138814	138068
D16A; D16A7		138068
D16A6	138814	138068

Anwendungsliste

Application List



Model	Type	Model year	ccm	Output	Cylinder	
HONDA	CIVIC II Shuttle (EE)	1.6 i 16V 4WD	01.1988 - 02.1995	1590	KW 81 / PS 110	4
HONDA	CIVIC IV Hatchback (EC, ED, EE)	1.5	01.1988 - 12.1989	1493	KW 60 / PS 82	4
HONDA	CIVIC IV Hatchback (EC, ED, EE)	1.4 L	10.1987 - 12.1989	1396	KW 66 / PS 90	4
HONDA	CIVIC IV Hatchback (EC, ED, EE)	1.5 i 16V	10.1988 - 09.1991	1493	KW 69 / PS 94	4
HONDA	CIVIC IV Hatchback (EC, ED, EE)	1.5 i 16V	10.1988 - 09.1991	1493	KW 69 / PS 94	4
HONDA	CIVIC IV Hatchback (EC, ED, EE)	1.5 i 16V	10.1988 - 09.1991	1493	KW 66 / PS 90	4
HONDA	CIVIC IV Hatchback (EC, ED, EE)	1.6 i 16V	10.1987 - 09.1991	1590	KW 80 / PS 109	4
HONDA	CIVIC IV Hatchback (EC, ED, EE)	1.6 i 16V	10.1987 - 09.1991	1590	KW 81 / PS 110	4
HONDA	CIVIC IV Hatchback (EC, ED, EE)	1.6 i 16V	10.1987 - 09.1991	1590	KW 81 / PS 110	4
HONDA	CIVIC IV Hatchback (EC, ED, EE)	1.6 i 16V	10.1987 - 09.1991	1590	KW 81 / PS 110	4
HONDA	CIVIC IV Hatchback (EC, ED, EE)	1.6 i 16V	09.1987 - 09.1991	1590	KW 96 / PS 130	4
HONDA	CIVIC IV Hatchback (EC, ED, EE)	1.6 i 16V Vtec	10.1989 - 09.1991	1595	KW 110 / PS 150	4
HONDA	CIVIC IV Stufenheck (ED)	1.5	01.1988 - 12.1989	1493	KW 60 / PS 82	4
HONDA	CIVIC IV Stufenheck (ED)	1.4 L	10.1987 - 12.1989	1396	KW 66 / PS 90	4
HONDA	CIVIC IV Stufenheck (ED)	1.5 i 16V	10.1987 - 09.1991	1493	KW 69 / PS 94	4
HONDA	CIVIC IV Stufenheck (ED)	1.5 i 16V	10.1987 - 09.1991	1493	KW 66 / PS 90	4
HONDA	CIVIC IV Stufenheck (ED)	1.6 i 16V	11.1987 - 09.1991	1590	KW 80 / PS 109	4
HONDA	CIVIC IV Stufenheck (ED)	1.6 i 16V	10.1987 - 09.1991	1590	KW 81 / PS 110	4
HONDA	CIVIC IV Stufenheck (ED)	1.6 i 16V	09.1987 - 09.1991	1590	KW 96 / PS 130	4
HONDA	CIVIC IV Stufenheck (ED)	1.6 i 16V 4x4	10.1989 - 09.1991	1590	KW 80 / PS 109	4
HONDA	CIVIC V Coupe (EJ)	1.6 i Vtec	01.1994 - 03.1996	1590	KW 92 / PS 125	4
HONDA	CIVIC V Coupe (EJ)	1.6 i Vtec	01.1994 - 03.1996	1590	KW 92 / PS 125	4
HONDA	CIVIC V Coupe (EJ)	1.6 i Vtec	01.1994 - 11.1995	1595	KW 118 / PS 160	4
HONDA	CIVIC V Hatchback (EG)	1.3 16V	10.1991 - 11.1995	1343	KW 55 / PS 75	4
HONDA	CIVIC V Hatchback (EG)	1.5 i 16V	10.1991 - 11.1995	1493	KW 69 / PS 94	4
HONDA	CIVIC V Hatchback (EG)	1.5 i 16V	10.1991 - 11.1995	1493	KW 69 / PS 94	4
HONDA	CIVIC V Hatchback (EG)	1.5 i 16V	10.1991 - 11.1995	1493	KW 66 / PS 90	4
HONDA	CIVIC V Hatchback (EG)	1.6 16V Vtec	10.1991 - 11.1995	1590	KW 92 / PS 125	4
HONDA	CIVIC V Hatchback (EG)	1.6 16V Vtec	10.1991 - 11.1995	1590	KW 92 / PS 125	4
HONDA	CIVIC V Hatchback (EG)	1.6 VTi 16V	10.1991 - 11.1995	1595	KW 118 / PS 160	4
HONDA	CIVIC V Hatchback (EG)	1.6 VTi 16V	10.1991 - 11.1995	1595	KW 118 / PS 160	4
HONDA	CIVIC V Stufenheck (EG, EH)	1.5	01.1992 - 12.1992	1493	KW 61 / PS 83	4
HONDA	CIVIC V Stufenheck (EG, EH)	1.5 i 16V	10.1991 - 11.1995	1493	KW 69 / PS 94	4
HONDA	CIVIC V Stufenheck (EG, EH)	1.6 16V Vtec	10.1991 - 11.1995	1590	KW 92 / PS 125	4
HONDA	CIVIC V Stufenheck (EG, EH)	1.6 4x4	01.1992 - 10.1995	1590	KW 92 / PS 125	4
HONDA	CIVIC V Stufenheck (EG, EH)	1.6 EX	08.1993 - 10.1995	1590	KW 88 / PS 120	4
HONDA	CIVIC V Stufenheck (EG, EH)	1.6 VTi	10.1991 - 11.1995	1595	KW 118 / PS 160	4
HONDA	CIVIC VI Aerodeck (MB, MC)	1.5 16V	04.1998 - 02.2001	1493	KW 84 / PS 114	4
HONDA	CIVIC VI Coupe (EJ, EM1)	1.6 i Vtec	03.1996 - 03.2000	1590	KW 92 / PS 125	4
HONDA	CIVIC VI Fastback (MA, MB)	1.6	11.1998 - 10.2000	1590	KW 92 / PS 125	4
HONDA	CIVIC VI Fastback (MA, MB)	1.4 i	09.1994 - 01.1997	1396	KW 66 / PS 90	4
HONDA	CIVIC VI Fastback (MA, MB)	1.4 i	09.1995 - 02.2001	1396	KW 55 / PS 75	4
HONDA	CIVIC VI Fastback (MA, MB)	1.5 16V	01.1997 - 02.2001	1493	KW 84 / PS 114	4
HONDA	CIVIC VI Fastback (MA, MB)	1.5 16V	01.1997 - 02.2001	1493	KW 84 / PS 114	4
HONDA	CIVIC VI Fastback (MA, MB)	1.5 i Vtec-E	09.1994 - 01.1997	1493	KW 66 / PS 90	4
HONDA	CIVIC VI Fastback (MA, MB)	1.6 16V	01.1997 - 02.2001	1590	KW 85 / PS 116	4
HONDA	CIVIC VI Fastback (MA, MB)	1.6 i	09.1994 - 01.1997	1590	KW 83 / PS 113	4
HONDA	CIVIC VI Fastback (MA, MB)	1.6 i	09.1994 - 01.1997	1590	KW 83 / PS 113	4
HONDA	CIVIC VI Fastback (MA, MB)	1.6 i Vtec	09.1994 - 01.1997	1590	KW 93 / PS 126	4
HONDA	CIVIC VI Fastback (MA, MB)	1.6 VTi	01.1997 - 02.2001	1595	KW 118 / PS 160	4
HONDA	CIVIC VI Hatchback (EJ, EK)	1.5 i	11.1995 - 02.2001	1493	KW 84 / PS 114	4
HONDA	CIVIC VI Hatchback (EJ, EK)	1.5 i	11.1995 - 02.2001	1493	KW 84 / PS 114	4
HONDA	CIVIC VI Hatchback (EJ, EK)	1.6 i	11.1995 - 02.2001	1590	KW 84 / PS 114	4
HONDA	CIVIC VI Hatchback (EJ, EK)	1.6 i	11.1995 - 02.2001	1590	KW 84 / PS 114	4
HONDA	CIVIC VI Hatchback (EJ, EK)	1.6 VTi	11.1995 - 02.2001	1595	KW 118 / PS 160	4
HONDA	CIVIC VI Stufenheck (EJ, EK)	1.5 i	11.1995 - 02.2001	1493	KW 84 / PS 114	4
HONDA	CIVIC VI Stufenheck (EJ, EK)	1.6 i Vtec	11.1995 - 02.2001	1590	KW 92 / PS 125	4
HONDA	CIVIC VI Stufenheck (EJ, EK)	1.6 VTi	11.1995 - 02.2001	1595	KW 118 / PS 160	4
HONDA	CIVIC VII Coupe (EM2)	1.6 i	02.2001 - 12.2005	1590	KW 81 / PS 110	4
HONDA	CIVIC VII Coupe (EM2)	1.7 i	05.2001 - 12.2005	1668	KW 88 / PS 120	4
HONDA	CIVIC VII Coupe (EM2)	1.7 i VTEC	05.2001 - 12.2005	1668	KW 92 / PS 125	4
HONDA	CIVIC VII Hatchback (EU, EP, EV)	1.4 i	02.2001 - 09.2005	1396	KW 55 / PS 75	4
HONDA	CIVIC VII Hatchback (EU, EP, EV)	1.4 iS	02.2001 - 09.2005	1396	KW 66 / PS 90	4
HONDA	CIVIC VII Hatchback (EU, EP, EV)	1.6 i	02.2001 - 09.2005	1590	KW 81 / PS 110	4
HONDA	CIVIC VII Stufenheck (ES)	1.4	12.2000 - 09.2005	1396	KW 66 / PS 90	4
HONDA	CIVIC VII Stufenheck (ES)	1.6	02.2001 - 09.2005	1590	KW 81 / PS 110	4
HONDA	CIVIC VII Stufenheck (ES)	1.3 IMA	01.2004 - 09.2005	1339	KW 61 / PS 83	4

Engine code



D16A6	138814	138068
D15B1		138068
D14A1	138815	
D15B2	138813	138068
D15B2	138814	138068
D15B2	138813	138068
D16A6	138814	138068
D16Z2	138813	138068
D16Z2	138814	138068
D16Z2		
D16A7; D16A9		138068
B16A1	138814	138068
D15B1		138068
D14A1	138815	
D15B2	138814	138068
D15B2		138068
D16A6	138814	138068
D16Z2	138814	138068
D16A7		138068
D16A6	138814	138068
D16Y6; D16Z9	138810	
D16Y6; D16Z9	138812	
B16A2	138812	
D13B2		138089
D15B2; D15Z1	138812	138068
D15B2; D15Z1	138812	138089
D15B2; D15Z2		138068
D16Z6	138812	138068
D16Z6	138812	138089
B16A2	138812	138068
B16A2	138812	138089
D15B2		138068
D15B2; D15Z1	138812	138068
D16Z6; D16Z7	138812	138068
D16Z7		138068
D16A7		138068
B16A2	138812	138068
D15Z8	138810	
D16Y8	138812	
D16W4	138810	
D14A2; D14A8	138810	
D14A5; D14A7	138810	
D15Z8	138810	
D15Z8	138812	
D15Z3	138812	
D16B2	138812	
D16Y3	138810	
D16Y3	138812	
D16Y2	138812	
B16A2	138812	
D15Z6	133935	
D15Z6	138812	
D16Y5	138810	
D16Y5	138812	
B16A2	138812	
D15Z6	133935	
D16Y6; D16Y8	138812	
B16A2	138812	
D16V1	133913	
D17A8	133913	
D17A5; D17A9	133913	
D14Z6	133913	
D14Z5; D14Z6	133913	
D16V1	133913	
D14Z5	133913	
D16V1	133913	
LDA1	133910	

Anwendungsliste

Application List



	Model	Type	Model year	ccm	Output	Cylinder
HONDA	CIVIC VII Stufenheck (ES)	1.3 IMA	01.2004 - 09.2005	1339	KW 61 / PS 83	4
HONDA	CIVIC VIII Hatchback (FN, FK)	1.4	01.2006 -	1339	KW 61 / PS 83	4
HONDA	CIVIC VIII Hatchback (FN, FK)	1.4	01.2006 -	1339	KW 61 / PS 83	4
HONDA	CIVIC VIII Hatchback (FN, FK)	1.4	10.2008 -	1339	KW 73 / PS 100	4
HONDA	CIVIC VIII Hatchback (FN, FK)	1.4	10.2008 -	1339	KW 73 / PS 100	4
HONDA	CIVIC VIII Stufenheck (FD, FA)	1.3 Hybrid	01.2010 - 02.2012	1339	KW 85 / PS 116	4
HONDA	CIVIC VIII Stufenheck (FD, FA)	1.3 Hybrid	01.2006 -	1339	KW 70 / PS 95	4
HONDA	CIVIC VIII Stufenheck (FD, FA)	1.3 Hybrid	01.2006 -	1339	KW 70 / PS 95	4
HONDA	CONCERTO (HW)	1.4	08.1989 - 10.1991	1396	KW 66 / PS 90	4
HONDA	CONCERTO (HW)	1.4	10.1989 - 10.1992	1396	KW 61 / PS 83	4
HONDA	CONCERTO (HW)	1.5 i 16V	08.1989 - 03.1995	1493	KW 66 / PS 90	4
HONDA	CONCERTO (HW)	1.6 16V	08.1989 - 03.1995	1590	KW 78 / PS 106	4
HONDA	CONCERTO (HW)	1.6 i 16V	08.1989 - 03.1995	1590	KW 82 / PS 112	4
HONDA	CONCERTO (HW)	1.6 i 16V	08.1989 - 03.1995	1590	KW 90 / PS 122	4
HONDA	CONCERTO Stufenheck (HWW)	1.4	08.1989 - 10.1991	1396	KW 66 / PS 90	4
HONDA	CONCERTO Stufenheck (HWW)	1.4	10.1989 - 10.1992	1396	KW 61 / PS 83	4
HONDA	CONCERTO Stufenheck (HWW)	1.5 i 16V	08.1989 - 05.1995	1493	KW 66 / PS 90	4
HONDA	CONCERTO Stufenheck (HWW)	1.6 16V	08.1989 - 03.1995	1590	KW 78 / PS 106	4
HONDA	CONCERTO Stufenheck (HWW)	1.6 i 16V	08.1989 - 03.1995	1590	KW 82 / PS 112	4
HONDA	CONCERTO Stufenheck (HWW)	1.6 i 16V	08.1989 - 03.1995	1590	KW 90 / PS 122	4
HONDA	CRX II (ED, EE)	1.6 i 16V	10.1987 - 12.1989	1590	KW 96 / PS 131	4
HONDA	CRX II (ED, EE)	1.6 i 16V	10.1987 - 02.1992	1590	KW 91 / PS 124	4
HONDA	CRX II (ED, EE)	1.6 i 16V	10.1987 - 05.1988	1590	KW 79 / PS 107	4
HONDA	CRX II (ED, EE)	1.6 i 16V Vtec	10.1989 - 02.1992	1595	KW 110 / PS 150	4
HONDA	CRX III (EH, EG)	1.6 ESi	03.1992 - 12.1998	1590	KW 92 / PS 125	4
HONDA	CRX III (EH, EG)	1.6 i VTi	03.1992 - 12.1998	1595	KW 118 / PS 160	4
HONDA	DOMANI	1.6	11.1988 - 12.1997	1590	KW 81 / PS 110	4
HONDA	FR-V (BE)	1.7	08.2004 -	1668	KW 92 / PS 125	4
HONDA	INSIGHT (ZE)	1.0 Hybrid	04.2000 - 12.2006	995	KW 56 / PS 76	3
HONDA	INTEGRA (DA)	1.6	03.1986 - 08.1989	1590	KW 88 / PS 120	4
HONDA	JAZZ II (GD)	1.2	03.2002 - 07.2008	1243	KW 57 / PS 78	4
HONDA	JAZZ II (GD)	1.2	03.2002 - 07.2008	1243	KW 57 / PS 78	4
HONDA	JAZZ II (GD)	1.4	03.2002 - 07.2008	1339	KW 61 / PS 83	4
HONDA	JAZZ II (GD)	1.4	03.2002 - 07.2008	1339	KW 61 / PS 83	4
HONDA	JAZZ II (GD)	1.4	03.2002 - 07.2008	1339	KW 61 / PS 83	4
HONDA	JAZZ III (GE)	1.2	07.2008 -	1198	KW 66 / PS 90	4
HONDA	JAZZ III (GE)	1.2	07.2008 -	1198	KW 66 / PS 90	4
HONDA	LEGEND I (HS, KA)	2.7 i 24V	01.1988 - 12.1990	2675	KW 124 / PS 169	6
HONDA	LEGEND I Coupe (KA3)	2.7 i 24V	10.1987 - 12.1990	2675	KW 124 / PS 169	6
HONDA	LEGEND IV (KB_)	3.5 V6 4WD	05.2006 -	3471	KW 217 / PS 295	6
HONDA	PRELUDE III (BA)	2.0	08.1987 - 01.1992	1958	KW 84 / PS 114	4
HONDA	PRELUDE IV (BB)	2.0 i 16V	02.1992 - 09.1996	1997	KW 98 / PS 133	4
HONDA	PRELUDE IV (BB)	2.2 i 16V Vtec	02.1993 - 09.1996	2157	KW 136 / PS 185	4
HONDA	PRELUDE IV (BB)	2.3 i 16V	02.1992 - 09.1996	2259	KW 118 / PS 160	4
HONDA	PRELUDE V (BB)	2.0 16V	10.1996 - 10.2000	1997	KW 98 / PS 133	4
HONDA	PRELUDE V (BB)	2.2 16V	10.1996 - 10.2000	2157	KW 136 / PS 185	4
HONDA	PRELUDE V (BB)	2.2 16V	10.1996 - 10.2000	2157	KW 147 / PS 200	4
HONDA	SHUTTLE (RA)	2.3 16V	10.1997 - 06.2004	2254	KW 110 / PS 150	4
HONDA	STREAM (RN)	1.7 16V	05.2001 -	1668	KW 92 / PS 125	4
HUMMER	HUMMER H3	3.5	04.2005 -	3460	KW 162 / PS 220	5
HYUNDAI	ACCENT I (X-3)	1.3	10.1994 - 01.2000	1341	KW 44 / PS 60	4
HYUNDAI	ACCENT I (X-3)	1.3	10.1994 - 01.2000	1341	KW 55 / PS 75	4
HYUNDAI	ACCENT I (X-3)	1.3 i 12V	10.1994 - 01.2000	1341	KW 62 / PS 84	4
HYUNDAI	ACCENT I (X-3)	1.5 i 12V	10.1994 - 01.2000	1495	KW 65 / PS 88	4
HYUNDAI	ACCENT II (LC)	1.3	01.2000 - 11.2005	1341	KW 55 / PS 75	4
HYUNDAI	ACCENT II (LC)	1.3	01.2000 - 11.2005	1341	KW 63 / PS 86	4
HYUNDAI	ACCENT III (MC)	1.6 GLS	11.2005 - 11.2010	1599	KW 82 / PS 112	4
HYUNDAI	ACCENT Stufenheck (LC)	1.3	01.2000 - 11.2005	1341	KW 55 / PS 75	4
HYUNDAI	ACCENT Stufenheck (LC)	1.3	01.2000 - 11.2005	1341	KW 63 / PS 86	4
HYUNDAI	ACCENT Stufenheck (MC)	1.6 GLS	11.2005 - 11.2010	1599	KW 82 / PS 112	4
HYUNDAI	ACCENT Stufenheck (X-3)	1.3	10.1994 - 01.2000	1341	KW 44 / PS 60	4
HYUNDAI	ACCENT Stufenheck (X-3)	1.3	10.1994 - 01.2000	1341	KW 55 / PS 75	4
HYUNDAI	ACCENT Stufenheck (X-3)	1.3 i 12V	10.1994 - 01.2000	1341	KW 62 / PS 84	4
HYUNDAI	ACCENT Stufenheck (X-3)	1.5 i 12V	10.1994 - 01.2000	1495	KW 65 / PS 88	4
HYUNDAI	ATOS PRIME (MX)	1.0 i	08.1999 -	999	KW 40 / PS 54	4
HYUNDAI	GETZ (TB)	1.3	09.2003 - 09.2005	1341	KW 63 / PS 85	4
HYUNDAI	GETZ (TB)	1.3 i	09.2002 - 03.2004	1341	KW 60 / PS 82	4


Engine code



LDA1	133930	
L13A7	133910	
L13A7	133930	
L13Z1	133910	
L13Z1	133930	
LDA2	133930	
LDA2	133910	
LDA2	133930	
D14A1; D14A8	138815	
D14A1	138815	
D15B2	138813	138068
D16Z2	138814	
D16Z2	138814	138068
D16A8	138814	138068
D14A1; D14A8	138815	
D14A1	138815	
D15B2	138814	138068
D16Z2	138814	
D16Z2	138814	138068
D16A8	138814	138068
D16A8; D16A9	138814	138068
D16Z5	138814	138068
D16A; D16A6	138814	138068
B16A1	138814	138068
D16Y8; D16Z6	138812	138068
B16A2	138812	138068
D16Z2	138813	138068
D17A2	133913	
ECA1	133933	
D16A3		138068
L12A1	133910	
L12A1	133930	
L13A1	133910	
L13A1	133930	
L13A1	133934	
L12B1	133910	
L12B1	133930	
C27A1	138875	
C27A1	138875	
C35A8	133913	
B20A4	138760	
F20A4	138812	138068
H22A2	138812	138068
H23A2	138812	138068
F20A4	138812	
H22A5	138812	
H22A5	138812	138068
F23A7	138810	
D17A2	133913	
L52	133882	
G4EH	138714	
G4EH	138714	
G4EH	138714	
G4EK	138714	
G4EA	138718	
G4EA	138718	
G4ED	133895	
G4EA	138718	
G4EA	138718	
G4ED	133895	
G4EH	138714	
G4EH	138714	
G4EH	138714	
G4EK	138714	
G4HC	133846	
G4EA	138718	
G4EA	138718	

Anwendungsliste

Application List

	Model	Type	Model year	ccm	Output	Cylinder
HYUNDAI	H-1 / STAREX	2.4	06.1997 - 04.2004	2351	KW 82 / PS 112	4
HYUNDAI	H-1 / STAREX	2.4 4WD	02.1998 - 04.2004	2351	KW 82 / PS 112	4
HYUNDAI	H-1 Kasten	2.4	03.2000 - 04.2004	2351	KW 82 / PS 112	4
HYUNDAI	H100 Bus (P)	2.4	01.1997 - 03.2000	2351	KW 84 / PS 114	4
HYUNDAI	H100 Bus (P)	2.4	07.1993 - 03.2000	2351	KW 90 / PS 122	4
HYUNDAI	LANTRA II (J-2)	1.5 12V	12.1996 - 09.2000	1495	KW 65 / PS 88	4
HYUNDAI	LANTRA II Wagon (J-2)	1.5 12V	04.1997 - 10.2000	1495	KW 65 / PS 88	4
HYUNDAI	PONY / EXCEL Stufenheck (X-2)	1.5	01.1990 - 01.1995	1468	KW 53 / PS 72	4
HYUNDAI	S COUPE (SLC)	1.5 i	02.1990 - 05.1996	1468	KW 62 / PS 84	4
HYUNDAI	S COUPE (SLC)	1.5 i	04.1992 - 05.1996	1495	KW 65 / PS 88	4
HYUNDAI	S COUPE (SLC)	1.5 i Turbo	04.1991 - 05.1996	1495	KW 85 / PS 116	4
HYUNDAI	S COUPE (SLC)	1.5 i Turbo	04.1991 - 05.1996	1495	KW 85 / PS 116	4
HYUNDAI	SANTA FÉ I (SM)	2.0	08.2001 - 03.2006	1997	KW 99 / PS 135	4
HYUNDAI	SANTA FÉ I (SM)	2.4 16V	02.2001 - 03.2006	2351	KW 100 / PS 136	4
HYUNDAI	SANTA FÉ I (SM)	2.4 16V	02.2001 - 03.2006	2351	KW 107 / PS 146	4
HYUNDAI	SANTA FÉ I (SM)	2.4 16V 4x4	02.2001 - 03.2006	2351	KW 100 / PS 136	4
HYUNDAI	SANTA FÉ I (SM)	2.4 16V 4x4	02.2001 - 03.2006	2351	KW 107 / PS 146	4
HYUNDAI	SONATA II (Y-2)	2.4 i	09.1988 - 08.1991	2351	KW 83 / PS 113	4
HYUNDAI	SONATA II (Y-2)	3.0 i V6	01.1991 - 10.1993	2972	KW 107 / PS 145	6
HYUNDAI	SONATA III (Y-3)	1.8 i	05.1993 - 06.1998	1796	KW 72 / PS 98	4
HYUNDAI	SONATA III (Y-3)	2.0 i	06.1994 - 08.1996	1997	KW 77 / PS 105	4
HYUNDAI	SONATA IV (EF)	2.0 16V	06.1998 - 10.2001	1997	KW 100 / PS 136	4
HYUNDAI	SONATA IV (EF)	2.0 16V	10.2001 - 11.2004	1997	KW 96 / PS 131	4
HYUNDAI	SONATA IV (EF)	2.4 16V	03.1998 - 10.2001	2351	KW 105 / PS 143	4
HYUNDAI	TERRACAN (HP)	3.5 i V6 4WD	12.2001 - 12.2006	3497	KW 143 / PS 194	6
HYUNDAI	TRAJET (FO)	2.0	03.2000 - 07.2008	1997	KW 100 / PS 136	4
HYUNDAI	TRAJET (FO)	2.0	01.2004 - 07.2008	1975	KW 103 / PS 140	4
HYUNDAI	XG (XG)	350	04.2003 -	3497	KW 145 / PS 197	6
HYUNDAI	XG (XG)	350	04.2003 -	3497	KW 145 / PS 197	6
HYUNDAI	XG (XG)	30/300	12.1998 -	2972	KW 138 / PS 188	6
INFINITI	FX	35	01.2003 - 12.2008	3498	KW 206 / PS 280	6
INFINITI	FX	35	01.2003 - 12.2008	3498	KW 206 / PS 280	6
INFINITI	FX	35	01.2003 - 12.2008	3498	KW 206 / PS 280	6
INFINITI	FX	45	01.2003 - 12.2008	4494	KW 232 / PS 316	8
INFINITI	FX	45	01.2003 - 12.2008	4494	KW 232 / PS 316	8
INFINITI	G Cabriolet	37	09.2010 -	3696	KW 235 / PS 320	6
INFINITI	G Cabriolet	37	09.2010 -	3696	KW 235 / PS 320	6
INFINITI	G Coupe	37	10.2008 -	3694	KW 243 / PS 330	6
INFINITI	G Coupe	37	10.2008 -	3694	KW 243 / PS 330	6
INFINITI	G Coupe	37	09.2010 -	3696	KW 235 / PS 320	6
INFINITI	G Coupe	37	09.2010 -	3696	KW 235 / PS 320	6
INFINITI	G Stufenheck	37	10.2008 -	3694	KW 243 / PS 330	6
INFINITI	G Stufenheck	37	10.2008 -	3694	KW 243 / PS 330	6
INFINITI	G Stufenheck	37	10.2008 -	3696	KW 235 / PS 320	6
INFINITI	G Stufenheck	37	10.2008 -	3696	KW 235 / PS 320	6
INFINITI	G Stufenheck	37x	10.2008 -	3696	KW 235 / PS 320	6
INFINITI	G Stufenheck	37x	10.2008 -	3696	KW 235 / PS 320	6
INFINITI	G20	2.0	01.1990 - 12.1997	1998	KW 85 / PS 115	4
INFINITI	I30	3.0	01.1997 -	2988	KW 142 / PS 193	6
INFINITI	I30	3.0	01.1997 -	2988	KW 142 / PS 193	6
INFINITI	I30	3.0	01.1997 -	2988	KW 142 / PS 193	6
INFINITI	I30	3.0	01.1997 -	2988	KW 142 / PS 193	6
INFINITI	M35	3.5 Luxury	01.2005 -	3498	KW 206 / PS 280	6
INFINITI	M35	3.5 Luxury Allrad	01.2005 -	3498	KW 206 / PS 280	6
INFINITI	QX4	3.3	01.1997 -	3275	KW 125 / PS 170	6
INFINITI	QX4	3.3	01.1997 -	3275	KW 125 / PS 170	6
INNOCENTI	ELBA (146)	1.6 i.e.	09.1994 - 12.1996	1580	KW 55 / PS 75	4
ISUZU	ASCENDER	4.2	03.2003 -	4157	KW 217 / PS 295	6
ISUZU	TROOPER (UB)	3.2	08.1991 - 07.1998	3165	KW 130 / PS 177	6
ISUZU	TROOPER Soft Top (UB)	3.2	08.1991 - 07.1998	3165	KW 130 / PS 177	6
JAGUAR	S-TYPE (CCX)	2.5 V6	04.2002 - 10.2007	2497	KW 147 / PS 200	6
JAGUAR	S-TYPE (CCX)	3.0 V6	01.1999 - 10.2007	2967	KW 175 / PS 238	6
JAGUAR	S-TYPE (CCX)	3.0 V6	01.1999 - 10.2007	2967	KW 175 / PS 238	6
JAGUAR	S-TYPE (CCX)	4.0 V8	01.1999 - 04.2002	3996	KW 203 / PS 276	8
JAGUAR	S-TYPE (CCX)	4.2 V8	04.2002 - 10.2007	4196	KW 219 / PS 298	8
JAGUAR	S-TYPE (CCX)	R 4,2 V8	04.2002 - 10.2007	4196	KW 291 / PS 396	8
JAGUAR	XF (_J05_ CC9)	4.2	03.2008 -	4196	KW 219 / PS 298	8


Engine code



G4CS	138843		
G4CS	138843		
G4CS	138843		
G4CS	138843		
G4CS	138843		
G4EK	138714		
G4EK	138714		
G15B; G4DJ		138069	
G15B; G4DJ		138472	
G4EK		138472	
G4EK-TC		138401	
G4EK-TC		138472	
G4BP	133877		
G4JS-G	133877		
G4JS-G	133877		
G4JS-G	133877		
G4JS-G	133877		
G4CS		138472	
G6AT		138472	
G4CM	138843		
G4CP	138843		
G4JP-G	133877		
G4JP-EG	133877		
G4BS	133877		
G6CU	133888		
G4JP-G	133877		
G4GC-G	133877		
G6CU	133869		
G6CU	133888		
G6CT-G	133869		
VQ35DE	133906		
VQ35DE	133918		
VQ35DE	133928		
VK45DE	133908		138547
VK45DE	133908		138553
VQ37VHR			138544
VQ37VHR			138545
VQ37VHR			138544
VQ37VHR			138545
VQ37VHR			138544
VQ37VHR			138545
VQ37VHR			138544
VQ37VHR			138545
VQ37VHR			138544
VQ37VHR			138545
VQ37VHR			138544
VQ37VHR			138545
SR20DE	138822		
VQ30DE	133914		138487
VQ30DE	133914		138491
VQ30DE	133915		138487
VQ30DE	133915		138491
VQ35DE	133906		
VQ35DE	133906		
VG33E	133923	137108	
VG33E	133924		
146 C6.000; 146 D6.000		138191	
LL8	133882		
6VD1	138818		
6VD1	138818		
	133896		
AJ-V6	133887		
AJ-V6	133896		
AJ-V8	133891		
	133891		
	133891		
	133891		
SV82G	133891		

Anwendungsliste

Application List

	Model	Type	Model year	ccm	Output	Cylinder
JAGUAR	XF (_J05_, CC9)	3.0	03.2008 -	2967	KW 179 / PS 243	6
JAGUAR	XF (_J05_, CC9)	3.0	03.2008 -	2967	KW 175 / PS 238	6
JAGUAR	XF (_J05_, CC9)	4.2 Kompressor	03.2008 -	4196	KW 306 / PS 416	8
JAGUAR	XJ (X300)	6 3.2	11.1994 - 07.1997	3239	KW 155 / PS 211	6
JAGUAR	XJ (X300)	6 Sovereign 4.0	11.1994 - 07.1997	3980	KW 177 / PS 241	6
JAGUAR	XJ (X35_, _J12_, _J24_)	3.0	01.2011 -	2967	KW 175 / PS 238	6
JAGUAR	XJ (X35_, _J12_, _J24_)	3.0 AWD	10.2012 -	2995	KW 250 / PS 340	6
JAGUAR	XJ (X350, X358)	6 3.0	05.2003 - 03.2009	2967	KW 175 / PS 238	6
JAGUAR	XJ (X350, X358)	8 3.5	05.2003 - 03.2009	3555	KW 190 / PS 258	8
JAGUAR	XJ (X350, X358)	8 4.2	05.2003 - 03.2009	4196	KW 219 / PS 298	8
JAGUAR	XJ (X350, X358)	R 4.2	05.2003 - 03.2009	4196	KW 291 / PS 395	8
JAGUAR	XJ (XJ 40, 81)	6 4.0	09.1989 - 11.1994	3980	KW 163 / PS 222	6
JAGUAR	XK 8 Convertible (QDV)	4.2	08.2002 - 07.2005	4196	KW 219 / PS 298	8
JAGUAR	XK 8 Convertible (QDV)	R 4,2	08.2002 - 07.2005	4196	KW 291 / PS 396	8
JAGUAR	XK 8 Coupe (QEV)	4.2	08.2002 - 07.2005	4196	KW 219 / PS 298	8
JAGUAR	XK 8 Coupe (QEV)	R 4,2	08.2002 - 07.2005	4196	KW 291 / PS 396	8
JAGUAR	XK Cabriolet (_J43_)	3.6	10.2007 -	3555	KW 190 / PS 258	8
JAGUAR	XK Cabriolet (_J43_)	4.2 XK8	03.2006 -	4196	KW 219 / PS 298	8
JAGUAR	XK Cabriolet (_J43_)	4.2 XKR	03.2006 -	4196	KW 306 / PS 416	8
JAGUAR	XK Coupe (_J43_)	3.5 XK	07.2007 -	3555	KW 190 / PS 258	8
JAGUAR	XK Coupe (_J43_)	4.2 XK8	03.2006 -	4196	KW 219 / PS 298	8
JAGUAR	XK Coupe (_J43_)	4.2 XKR	03.2006 -	4196	KW 291 / PS 396	8
JAGUAR	XK Coupe (_J43_)	4.2 XKR	03.2006 -	4196	KW 306 / PS 416	8
JAGUAR	X-TYPE (CF1)	2.0 V6	03.2002 - 10.2005	2099	KW 115 / PS 156	6
JAGUAR	X-TYPE (CF1)	2.5 V6	06.2001 - 11.2009	2495	KW 144 / PS 196	6
JAGUAR	X-TYPE (CF1)	3.0 V6	06.2001 - 11.2007	2967	KW 169 / PS 230	6
JAGUAR	X-TYPE Estate	2.5	02.2004 - 12.2009	2495	KW 144 / PS 196	6
JAGUAR	X-TYPE Estate	2.0 V6	11.2003 - 03.2009	2099	KW 115 / PS 156	6
JAGUAR	X-TYPE Estate	3.0	02.2004 - 12.2009	2967	KW 169 / PS 230	6
JEEP	CHEROKEE (XJ)	4.0 i	01.1988 - 09.2001	3964	KW 136 / PS 185	6
JEEP	WRANGLER I (YJ, SJ_)	2.5	01.1988 - 12.1991	2464	KW 76 / PS 103	4
KIA	CARENS II (FJ)	1.6	07.2002 -	1594	KW 77 / PS 105	4
KIA	CARENS II (FJ)	1.8	07.2002 -	1793	KW 93 / PS 126	4
KIA	CARNIVAL / GRAND CARNIVAL III	2.7 V6	06.2006 -	2656	KW 139 / PS 189	6
KIA	CLARUS (K9A)	1.8 i 16V	07.1996 -	1793	KW 85 / PS 116	4
KIA	MAGENTIS (GD)	2.0	05.2001 -	1997	KW 100 / PS 136	4
KIA	OPIRUS (GH)	3.5	09.2003 -	3497	KW 149 / PS 203	6
KIA	RIO II (JB)	1.6 CVVT	03.2005 -	1599	KW 82 / PS 112	4
KIA	RIO II Stufenheck (JB)	1.6 16V	03.2005 -	1599	KW 82 / PS 112	4
KIA	SEPHIA (FA)	1.5 i	02.1996 - 10.1997	1498	KW 59 / PS 80	4
KIA	SEPHIA (FA)	1.6 i	01.1995 - 10.1997	1598	KW 59 / PS 80	4
KIA	SEPHIA (FA)	1.8 i 16V	01.1995 - 10.1997	1793	KW 82 / PS 112	4
KIA	SEPHIA Stufenheck (FA)	1.5 i	02.1996 - 10.1997	1498	KW 59 / PS 80	4
KIA	SHUMA (FB)	1.5 i 16V	10.1997 - 03.2001	1498	KW 65 / PS 88	4
KIA	SHUMA (FB)	1.8 i 16V	10.1997 - 03.2001	1793	KW 81 / PS 110	4
KIA	SHUMA Stufenheck (FB)	1.5	03.1996 - 12.1998	1498	KW 59 / PS 80	4
KIA	SHUMA Stufenheck (FB)	1.5 i 16V	10.1997 - 10.2001	1498	KW 65 / PS 88	4
KIA	SORENTO I (JC)	2.4	08.2002 -	2351	KW 102 / PS 139	4
KIA	SORENTO I (JC)	3.5 V6	08.2002 -	3497	KW 143 / PS 194	6
KIA	SORENTO I (JC)	3.5 V6	08.2002 -	3497	KW 143 / PS 194	6
KIA	SPORTAGE (K00)	2.0 i 16V 4WD	04.1994 - 08.2003	1998	KW 94 / PS 128	4
KIA	SPORTAGE (K00)	2.0 i 4WD	04.1994 - 08.1999	1998	KW 70 / PS 95	4
LADA	110	1.5	01.1995 -	1499	KW 57 / PS 78	4
LADA	110	1.6	01.2000 -	1596	KW 60 / PS 82	4
LADA	110	1.5 16V	10.2000 -	1499	KW 67 / PS 91	4
LADA	111	1.5	01.1996 -	1499	KW 57 / PS 78	4
LADA	111	1.6	01.2005 -	1596	KW 60 / PS 82	4
LADA	111	1.6	03.2006 -	1596	KW 66 / PS 90	4
LADA	111	1.5 16V	10.2000 -	1499	KW 67 / PS 91	4
LADA	112	1.5	01.1995 -	1499	KW 57 / PS 78	4
LADA	112	1.5 16V	10.2000 -	1499	KW 67 / PS 91	4
LADA	KALINA Kombi (1117)	1.6	10.2004 -	1596	KW 60 / PS 82	4
LADA	KALINA Kombi (1117)	1.4 16V	11.2008 -	1390	KW 66 / PS 90	4
LADA	KALINA Kombi (1117)	1.4 16V LPG	11.2008 -	1390	KW 65 / PS 88	4
LADA	KALINA Schrägheck (1119)	1.6	10.2004 -	1596	KW 60 / PS 82	4
LADA	KALINA Schrägheck (1119)	1.4 16V	11.2008 -	1390	KW 66 / PS 90	4
LADA	KALINA Schrägheck (1119)	1.4 16V LPG	11.2008 -	1390	KW 65 / PS 88	4

Anwendungsliste

Application List



	Model	Type	Model year	ccm	Output	Cylinder
LADA	KALINA Schrägheck (1119)	1.6 16V	10.2004 -	1596	KW 66 / PS 90	4
LADA	KALINA Stufenheck (1118)	1.6	10.2004 -	1596	KW 60 / PS 82	4
LADA	KALINA Stufenheck (1118)	1.4 16V	11.2008 -	1390	KW 66 / PS 90	4
LADA	KALINA Stufenheck (1118)	1.4 16V LPG	11.2008 -	1390	KW 65 / PS 88	4
LADA	NIVA (2121)	1700 i	06.1996 -	1690	KW 59 / PS 80	4
LADA	NOVA (2105)	1700 i Classic	06.1996 -	1690	KW 62 / PS 84	4
LADA	PRIORA Kombi (2171)	1.6	10.2009 -	1596	KW 72 / PS 98	4
LADA	PRIORA Kombi (2171)	1.6	10.2009 -	1596	KW 60 / PS 82	4
LADA	PRIORA Schrägheck (2172)	1.6	12.2008 -	1596	KW 72 / PS 98	4
LADA	PRIORA Schrägheck (2172)	1.6 LPG	12.2008 -	1596	KW 71 / PS 96	4
LADA	PRIORA Stufenheck (2170)	1.6	12.2008 -	1596	KW 72 / PS 98	4
LADA	PRIORA Stufenheck (2170)	1.6 LPG	03.2009 -	1596	KW 71 / PS 96	4
LADA	SAMARA (2108, 2109)	1100	02.1988 - 12.1994	1100	KW 39 / PS 53	4
LADA	SAMARA (2108, 2109)	1100	02.1996 -	1099	KW 43 / PS 58	4
LADA	SAMARA (2108, 2109)	1300	01.1988 -	1288	KW 46 / PS 63	4
LADA	SAMARA (2108, 2109)	1300	01.1986 - 12.1994	1288	KW 48 / PS 65	4
LADA	SAMARA (2108, 2109)	1300	09.1991 -	1288	KW 45 / PS 61	4
LADA	SAMARA (2108, 2109)	1500	01.1988 -	1499	KW 53 / PS 72	4
LADA	SAMARA (2108, 2109)	1500	09.1991 -	1500	KW 50 / PS 68	4
LADA	SAMARA (2108, 2109)	1500	02.1995 -	1499	KW 52 / PS 71	4
LADA	SAMARA (2108, 2109)	1.5	04.1996 -	1499	KW 57 / PS 78	4
LADA	SAMARA FORMA (21099)	1100	07.1991 -	1100	KW 39 / PS 53	4
LADA	SAMARA FORMA (21099)	1300	05.1989 - 07.1997	1288	KW 48 / PS 65	4
LADA	SAMARA FORMA (21099)	1300	05.1990 -	1288	KW 46 / PS 63	4
LADA	SAMARA FORMA (21099)	1300	07.1991 -	1288	KW 45 / PS 61	4
LADA	SAMARA FORMA (21099)	1500	09.1991 -	1500	KW 53 / PS 72	4
LADA	SAMARA FORMA (21099)	1500	11.1994 -	1499	KW 52 / PS 71	4
LADA	SAMARA FORMA (21099)	1500	07.1991 -	1500	KW 50 / PS 68	4
LANCIA	BETA (828_B_)	1600	08.1973 - 07.1982	1585	KW 74 / PS 101	4
LANCIA	DEDRA (835)	1.6 16V	01.1996 - 07.1999	1581	KW 76 / PS 103	4
LANCIA	DEDRA (835)	1.6 i.e.	04.1993 - 07.1999	1581	KW 55 / PS 75	4
LANCIA	DEDRA (835)	1.6 i.e.	08.1989 - 03.1993	1581	KW 57 / PS 78	4
LANCIA	DEDRA (835)	1.8 16V LE	03.1996 - 07.1999	1747	KW 83 / PS 113	4
LANCIA	DEDRA (835)	1.8 GT 16V	03.1996 - 07.1999	1747	KW 96 / PS 131	4
LANCIA	DEDRA (835)	1.8 i.e.	09.1989 - 07.1999	1756	KW 77 / PS 105	4
LANCIA	DEDRA (835)	1.8 i.e.	07.1994 - 07.1999	1756	KW 74 / PS 101	4
LANCIA	DEDRA (835)	1.8 i.e.	08.1993 - 07.1999	1756	KW 66 / PS 90	4
LANCIA	DEDRA (835)	1.8 i.e.	09.1989 - 06.1994	1756	KW 80 / PS 109	4
LANCIA	DEDRA (835)	2.0 16V	07.1994 - 07.1999	1995	KW 102 / PS 139	4
LANCIA	DEDRA (835)	2.0 HF Integrale	11.1990 - 07.1994	1995	KW 124 / PS 169	4
LANCIA	DEDRA (835)	2.0 i.e.	09.1989 - 07.1999	1995	KW 83 / PS 113	4
LANCIA	DEDRA (835)	2.0 i.e.	09.1989 - 07.1992	1995	KW 86 / PS 117	4
LANCIA	DEDRA (835)	2.0 i.e. Turbo	04.1991 - 07.1999	1995	KW 119 / PS 162	4
LANCIA	DEDRA (835)	2.0 i.e. Turbo Integrale	05.1990 - 07.1994	1995	KW 121 / PS 165	4
LANCIA	DEDRA (835)	2.0 Turbo	11.1990 - 06.1994	1995	KW 130 / PS 177	4
LANCIA	DEDRA SW (835)	1.6 16V	01.1996 - 07.1999	1581	KW 76 / PS 103	4
LANCIA	DEDRA SW (835)	1.8 16V LE	03.1996 - 07.1999	1747	KW 83 / PS 113	4
LANCIA	DEDRA SW (835)	1.8 GT 16V	03.1996 - 07.1999	1747	KW 96 / PS 131	4
LANCIA	DEDRA SW (835)	1.8 i.e.	07.1994 - 07.1999	1756	KW 74 / PS 101	4
LANCIA	DEDRA SW (835)	2.0 16V	07.1994 - 07.1999	1995	KW 102 / PS 139	4
LANCIA	DEDRA SW (835)	2.0 Integrale	07.1994 - 07.1999	1995	KW 102 / PS 139	4
LANCIA	DELTA I (831AB0)	1.5	09.1979 - 12.1992	1498	KW 63 / PS 86	4
LANCIA	DELTA I (831AB0)	1.5	09.1979 - 12.1992	1498	KW 63 / PS 86	4
LANCIA	DELTA I (831AB0)	1.6 GT	11.1982 - 04.1986	1585	KW 77 / PS 105	4
LANCIA	DELTA I (831AB0)	1.6 GT i.e.	05.1987 - 08.1992	1585	KW 66 / PS 90	4
LANCIA	DELTA I (831AB0)	1.6 GT i.e.	08.1986 - 08.1988	1585	KW 80 / PS 109	4
LANCIA	DELTA I (831AB0)	1.6 HF Turbo	04.1987 - 03.1989	1585	KW 97 / PS 132	4
LANCIA	DELTA I (831AB0)	1.6 HF Turbo	08.1986 - 08.1988	1585	KW 103 / PS 140	4
LANCIA	DELTA I (831AB0)	1.6 HF Turbo	08.1986 - 08.1988	1585	KW 103 / PS 140	4
LANCIA	DELTA I (831AB0)	1.6 HF Turbo	08.1986 - 05.1993	1585	KW 122 / PS 166	4
LANCIA	DELTA I (831AB0)	2.0 16V HF Evo Integrale	06.1993 - 01.1994	1995	KW 155 / PS 211	4
LANCIA	DELTA I (831AB0)	2.0 16V HF Evo Integrale	06.1993 - 01.1994	1995	KW 155 / PS 211	4
LANCIA	DELTA I (831AB0)	2.0 16V HF Integrale	03.1989 - 09.1991	1995	KW 144 / PS 196	4
LANCIA	DELTA I (831AB0)	2.0 HF Integrale	10.1987 - 02.1989	1995	KW 133 / PS 181	4
LANCIA	DELTA I (831AB0)	2.0 HF Integrale	12.1986 - 12.1992	1995	KW 130 / PS 177	4
LANCIA	DELTA I (831AB0)	2.0 HF Integrale	11.1986 - 08.1988	1995	KW 122 / PS 166	4
LANCIA	DELTA II (836)	1.4 i.e.	10.1994 - 08.1999	1372	KW 51 / PS 69	4


Engine code



	138717		
VAZ-21114; VAZ-21124	138717		
VAZ-11194	133826		
VAZ-11194	133826		
BA3 21214	138717		
	138793		
VAZ-21126	133826		
	133826		
VAZ-21126	133826		
	133826		
VAZ-21126	133826		
	133826		
BA3 21081		138002	
BA3 21081 (KAT)		138002	
BA3 2108		138002	
BA3 2108		138002	
BA3 2108 (KAT)		138002	
BA3 21083	133826	138002	
BA3 21083 (KAT)		138002	
BA3 2111	133826	138002	
VAZ-2111	133826		
BA3 21081 (KAT)		138002	
BA3 2108		138002	
BA3 2108		138002	
BA3 2108		138002	
BA3 21083		138002	
BA3 2111	133826	138002	
BA3 21083 (KAT)	133826	138002	
828 B.000	138732		
182 A4.000	138739		
835 C1.000	138793		
835 A1.046	138732		
182 A2.000	133849		138688
183 A1.000	133849		138688
835 A2.046		138191	
836 A5.000	138730		
835 C5.000	138730	138191	
835 A2.000		138191	
836 A3.000		138191	
835 A7.046		138191	
835 A5.046		138191	
835 A5.000		138191	
835 A8.046		138191	
835 A7.000		138191	
835 A8.000		138191	
182 A4.000	138739		
182 A2.000	133849		138688
183 A1.000	133849		138688
836 A5.000	138730		
836 A3.000		138191	
836 A3.000		138191	
831 A1.000; 831 B1.000	138732		
831 A1.000; 831 B1.000	138754		
831 A4.000	138754		
149 C2.000		138191	
831 B7.000	138754	138191	
831 B7.046		138191	
831 B3.000	138754	138083	
831 B3.000	138754	138191	
		138083	
831 E5.000; 831 E5.046	138730		
831 E5.000; 831 E5.046	138754	138191	
831 D5.000	138754	138191	
831 C5.000	138754	138191	
831 C5.046	138754	138191	
831 B5.000	138754	138191	
160 A1.046; 836 A4.000	138732	138191	

Anwendungsliste

Application List

	Model	Type	Model year	ccm	Output	Cylinder
LANCIA	DELTA II (836)	1.4 i.e.	10.1994 - 08.1999	1372	KW 51 / PS 69	4
LANCIA	DELTA II (836)	1.6 i.e.	06.1993 - 08.1999	1581	KW 55 / PS 75	4
LANCIA	DELTA II (836)	1.6 i.e.	03.1996 - 08.1999	1581	KW 66 / PS 90	4
LANCIA	DELTA II (836)	1.6 i.e. 16V	01.1996 - 08.1999	1581	KW 76 / PS 103	4
LANCIA	DELTA II (836)	1.6 i.e. 16V	01.1996 - 08.1999	1581	KW 76 / PS 103	4
LANCIA	DELTA II (836)	1.8 i.e.	06.1993 - 08.1999	1756	KW 76 / PS 103	4
LANCIA	DELTA II (836)	1.8 i.e.	07.1994 - 08.1999	1756	KW 66 / PS 90	4
LANCIA	DELTA II (836)	1.8 i.e. 16V	03.1996 - 08.1999	1747	KW 83 / PS 113	4
LANCIA	DELTA II (836)	1.8 i.e. 16V GT	03.1996 - 08.1999	1747	KW 96 / PS 131	4
LANCIA	DELTA II (836)	1.8 i.e. 16V GT	03.1996 - 08.1999	1747	KW 96 / PS 131	4
LANCIA	DELTA II (836)	2.0 16V	06.1993 - 08.1999	1995	KW 102 / PS 139	4
LANCIA	DELTA II (836)	2.0 16V Turbo	06.1993 - 08.1999	1995	KW 137 / PS 186	4
LANCIA	DELTA II (836)	2.0 16V Turbo	07.1996 - 08.1999	1995	KW 142 / PS 193	4
LANCIA	KAPPA (838A)	2.0 16V Turbo	02.1995 - 10.2001	1995	KW 151 / PS 205	4
LANCIA	KAPPA (838A)	2.0 20V	10.1994 - 10.2001	1998	KW 107 / PS 146	5
LANCIA	KAPPA (838A)	2.0 20V	07.1996 - 10.2001	1998	KW 114 / PS 155	5
LANCIA	KAPPA (838A)	2.0 20V Turbo	06.1998 - 10.2001	1998	KW 162 / PS 220	5
LANCIA	KAPPA (838A)	2.4 20V	08.1994 - 10.2001	2446	KW 129 / PS 175	5
LANCIA	KAPPA Coupe (838)	2.0 16V Turbo	11.1996 - 03.2001	1995	KW 151 / PS 205	4
LANCIA	KAPPA Coupe (838)	2.0 20V	07.1996 - 03.2001	1998	KW 114 / PS 155	5
LANCIA	KAPPA Coupe (838)	2.0 20V Turbo	06.1998 - 03.2001	1998	KW 162 / PS 220	5
LANCIA	KAPPA Coupe (838)	2.4 20V	11.1996 - 03.2001	2446	KW 129 / PS 175	5
LANCIA	KAPPA SW (838B)	2.0 16V Turbo	07.1996 - 10.2001	1995	KW 151 / PS 205	4
LANCIA	KAPPA SW (838B)	2.0 20V	07.1996 - 10.2001	1998	KW 114 / PS 155	5
LANCIA	KAPPA SW (838B)	2.0 20V	07.1996 - 10.2001	1998	KW 114 / PS 155	5
LANCIA	KAPPA SW (838B)	2.0 20V Turbo	06.1998 - 10.2001	1998	KW 162 / PS 220	5
LANCIA	KAPPA SW (838B)	2.4 20V	07.1996 - 10.2001	2446	KW 129 / PS 175	5
LANCIA	KAPPA SW (838B)	2.4 20V	07.1996 - 10.2001	2446	KW 129 / PS 175	5
LANCIA	LYBRA (839AX)	1.6 16V	07.1999 - 10.2005	1581	KW 76 / PS 103	4
LANCIA	LYBRA (839AX)	1.8 16V	07.1999 - 10.2005	1747	KW 96 / PS 131	4
LANCIA	LYBRA (839AX)	2.0 20V	07.1999 - 09.2000	1998	KW 113 / PS 154	5
LANCIA	LYBRA (839AX)	2.0 20V	09.2000 - 10.2005	1998	KW 110 / PS 150	5
LANCIA	LYBRA SW (839BX)	1.6 16V	07.1999 - 10.2005	1581	KW 76 / PS 103	4
LANCIA	LYBRA SW (839BX)	1.8 16V	07.1999 - 10.2005	1747	KW 96 / PS 131	4
LANCIA	LYBRA SW (839BX)	2.0 20V	07.1999 - 09.2000	1998	KW 113 / PS 154	5
LANCIA	LYBRA SW (839BX)	2.0 20V	09.2000 - 10.2005	1998	KW 110 / PS 150	5
LANCIA	MUSA (350)	1.4	10.2004 -	1368	KW 70 / PS 95	4
LANCIA	PHEDRA (179)	3.0 V6	09.2002 - 11.2010	2946	KW 150 / PS 204	6
LANCIA	PRISMA (831AB0)	1.5	01.1983 - 04.1986	1498	KW 63 / PS 86	4
LANCIA	PRISMA (831AB0)	1.5	09.1985 - 02.1992	1498	KW 55 / PS 75	4
LANCIA	PRISMA (831AB0)	1.5	08.1986 - 02.1992	1498	KW 59 / PS 80	4
LANCIA	PRISMA (831AB0)	1.5	08.1986 - 02.1992	1498	KW 59 / PS 80	4
LANCIA	PRISMA (831AB0)	1.6	01.1983 - 04.1986	1585	KW 77 / PS 105	4
LANCIA	PRISMA (831AB0)	1.6	08.1986 - 02.1992	1585	KW 73 / PS 99	4
LANCIA	PRISMA (831AB0)	1.6 i.e.	05.1986 - 12.1989	1585	KW 80 / PS 108	4
LANCIA	PRISMA (831AB0)	2.0 i.e. Allrad	04.1986 - 12.1989	1995	KW 85 / PS 115	4
LANCIA	THEMA (834)	2000 16V	08.1992 - 12.1993	1995	KW 112 / PS 152	4
LANCIA	THEMA (834)	2000 16V Turbo	10.1992 - 07.1994	1995	KW 148 / PS 201	4
LANCIA	THEMA (834)	2000 16V Turbo	10.1992 - 07.1994	1995	KW 148 / PS 201	4
LANCIA	THEMA (834)	2000 16V Turbo	12.1988 - 06.1990	1995	KW 133 / PS 181	4
LANCIA	THEMA (834)	2000 16V Turbo	12.1988 - 06.1990	1995	KW 133 / PS 181	4
LANCIA	THEMA (834)	2000 i.e.	09.1988 - 05.1992	1995	KW 86 / PS 117	4
LANCIA	THEMA (834)	2000 i.e.	03.1986 - 09.1988	1995	KW 83 / PS 113	4
LANCIA	THEMA (834)	2000 i.e.	03.1986 - 09.1988	1995	KW 83 / PS 113	4
LANCIA	THEMA (834)	2000 i.e.	09.1987 - 05.1992	1995	KW 85 / PS 115	4
LANCIA	THEMA (834)	2000 i.e.	09.1987 - 05.1992	1995	KW 85 / PS 115	4
LANCIA	THEMA (834)	2000 i.e.	09.1987 - 05.1992	1995	KW 85 / PS 115	4
LANCIA	THEMA (834)	2000 i.e.	11.1984 - 09.1988	1995	KW 88 / PS 120	4
LANCIA	THEMA (834)	2000 i.e.	11.1984 - 09.1988	1995	KW 88 / PS 120	4
LANCIA	THEMA (834)	2000 i.e. 16V	02.1989 - 05.1992	1995	KW 104 / PS 141	4
LANCIA	THEMA (834)	2000 i.e. 16V	02.1989 - 05.1992	1995	KW 104 / PS 141	4
LANCIA	THEMA (834)	2000 i.e. 16V Turbo	04.1989 - 05.1992	1995	KW 130 / PS 177	4
LANCIA	THEMA (834)	2000 i.e. 16V Turbo	04.1989 - 05.1992	1995	KW 130 / PS 177	4
LANCIA	THEMA (834)	2000 i.e. Turbo	11.1984 - 12.1987	1995	KW 122 / PS 166	4
LANCIA	THEMA (834)	2000 i.e. Turbo	07.1986 - 05.1990	1995	KW 110 / PS 150	4
LANCIA	THEMA (834)	2850 V6 i.e.	06.1988 - 05.1992	2849	KW 108 / PS 147	6
LANCIA	THEMA (834)	2850 V6 i.e.	06.1988 - 05.1992	2849	KW 108 / PS 147	6


Engine code



160 A1.046; 836 A4.000	138793	138191	
835 C1.000	138793		
182 A6.000	138739		
182 A4.000	138739		
182 A4.000	138793		
835 C2.000	138730		
835 C4.000; 836 A6.000; 836 C4.000	138730		
182 A2.000	133849		138688
183 A1.000	133849		138688
183 A1.000	133926		138688
836 A3.000		138191	
836 A2.000	138730		
175 A4.000	138730		
838 A4.000	138793	138401	
838 A1.000	133865		
838 A6.000	133829		
175 A3.000	133865		
838 A2.000; 838 A2.027	133829		
838 A4.000	138793		
838 A6.000	133865		
175 A3.000	133865		
838 A2.000	133865		
838 A4.000	138793	138401	
838 A6.000	133829		
838 A6.000	133865		
175 A3.000	133865		
838 A2.000	133829		
838 A2.000	133865		
182 A4.000	138739		
839 A4.000; 839 A7.000; 839 A9.000	133926		138554
182 B7.000	133829		
185 A8.000	133829		
182 A4.000	138739		
839 A4.000; 839 A7.000	133926		138554
182 B7.000	133829		
185 A8.000	133829		
843 A 1.000	133801		
ES9 J45	133803		
831 A1.000	138732		
138 C2.048; 831 B1.048	138732		
831 B1.000	138732		
831 B1.000	138754		
831 A4.000	138754		
831 B6.000	138732		
831 B7.000	138754	138191	
831 B4.000	138754	138191	
834 F1.000	138793		
834 F2.000	138793	138083	
834 F2.000	138793	138401	
834 C1.000	138730	138083	
834 C1.000	138754	138083	
834 B1.000	138732		
834 B.048	138732		
834 B.048	138754		
834 B.146	138732		
834 B.146	138754		
834 B.146	138793		
834 B.000	138732		
834 B.000	138754		
834 B2.246	138730		
834 B2.246	138754		
834 C1.246	138730	138083	
834 C1.246	138754	138083	
834 C.000	138754	138083	
834 C.146	138732	138083	
834 E.146		138012	
834 E.146		138013	

Anwendungsliste

Application List

	Model	Type	Model year	ccm	Output	Cylinder
LANCIA	THEMA SW (834)	2000 16V	05.1992 - 07.1994	1995	KW 112 / PS 152	4
LANCIA	THEMA SW (834)	2000 i.e. 16V	02.1989 - 05.1992	1995	KW 104 / PS 141	4
LANCIA	THEMA SW (834)	2000 i.e. 16V	02.1989 - 05.1992	1995	KW 104 / PS 141	4
LANCIA	THEMA SW (834)	2000 i.e. 16V Turbo	04.1989 - 03.1993	1995	KW 130 / PS 177	4
LANCIA	THEMA SW (834)	2000 i.e. 16V Turbo	12.1988 - 06.1990	1995	KW 133 / PS 181	4
LANCIA	THEMA SW (834)	2000 Turbo	01.1989 - 03.1992	1995	KW 110 / PS 150	4
LANCIA	THEMA SW (834)	2000 Turbo	01.1989 - 03.1992	1995	KW 110 / PS 150	4
LANCIA	THEMA SW (834)	2000 Turbo 16V	11.1992 - 07.1994	1995	KW 148 / PS 201	4
LANCIA	THEMA SW (834)	2000 Turbo 16V	11.1992 - 07.1994	1995	KW 148 / PS 201	4
LANCIA	THESIS (841AX)	2.4	07.2002 - 07.2009	2446	KW 125 / PS 170	5
LANCIA	THESIS (841AX)	2.0 Turbo	07.2002 - 07.2009	1998	KW 136 / PS 185	5
LANCIA	Y (840A)	1.1	11.1995 - 09.2003	1108	KW 40 / PS 54	4
LANCIA	Y (840A)	1.2	03.1996 - 09.2003	1242	KW 44 / PS 60	4
LANCIA	Y (840A)	1.2 16V	04.1997 - 09.2003	1242	KW 63 / PS 86	4
LANCIA	Y (840A)	1.2 16V	10.2000 - 09.2003	1242	KW 59 / PS 80	4
LANCIA	Y (840A)	1.4 12V	03.1996 - 09.2003	1370	KW 55 / PS 75	4
LANCIA	Y (840A)	1.4 12V	10.1996 - 09.2003	1370	KW 59 / PS 80	4
LANCIA	Y10 (156)	1.0 Fire	06.1985 - 06.1991	999	KW 32 / PS 44	4
LANCIA	Y10 (156)	1.0 Fire	10.1987 - 02.1992	999	KW 33 / PS 45	4
LANCIA	Y10 (156)	1.0 Fire	03.1985 - 02.1990	999	KW 37 / PS 50	4
LANCIA	Y10 (156)	1.0 Fire	03.1985 - 07.1989	1049	KW 41 / PS 56	4
LANCIA	Y10 (156)	1.0 Fire	03.1985 - 07.1989	1049	KW 41 / PS 56	4
LANCIA	Y10 (156)	1.0 Fire	03.1985 - 06.1989	999	KW 33 / PS 45	4
LANCIA	Y10 (156)	1.0 Fire Allrad	12.1987 - 02.1990	999	KW 37 / PS 50	4
LANCIA	Y10 (156)	1.0 Turbo	03.1985 - 02.1989	1049	KW 62 / PS 84	4
LANCIA	Y10 (156)	1.1 Avenue	01.1995 - 12.1995	1108	KW 40 / PS 54	4
LANCIA	Y10 (156)	1.1 Avenue Allrad	01.1995 - 12.1995	1108	KW 40 / PS 54	4
LANCIA	Y10 (156)	1.1 i.e. Fire	07.1989 - 09.1995	1108	KW 37 / PS 50	4
LANCIA	Y10 (156)	1.1 i.e. Fire Allrad	09.1992 - 12.1995	1108	KW 37 / PS 50	4
LANCIA	Y10 (156)	1.3 i.e. Fire	02.1989 - 12.1995	1297	KW 53 / PS 72	4
LANCIA	Y10 (156)	1.3 i.e. Fire	11.1987 - 05.1993	1301	KW 56 / PS 76	4
LANCIA	YPSILON (843)	1.2	10.2003 - 12.2011	1242	KW 44 / PS 60	4
LANCIA	YPSILON (843)	1.2	10.2003 - 12.2011	1242	KW 59 / PS 80	4
LANCIA	YPSILON (843)	1.4 16V	10.2003 - 12.2011	1368	KW 70 / PS 95	4
LANCIA	ZETA (220)	2.0 16V	05.1998 - 07.2000	1998	KW 97 / PS 132	4
LANCIA	ZETA (220)	2.0 Turbo	05.1995 - 09.2002	1998	KW 108 / PS 147	4
LAND ROVER	DISCOVERY II (LJ, LT)	4.0 V8	11.1998 - 06.2004	3950	KW 136 / PS 185	8
LAND ROVER	DISCOVERY III (TAA)	4.4	07.2004 - 09.2009	4394	KW 220 / PS 299	8
LAND ROVER	FREELANDER (LN)	1.8 16V	11.2000 - 10.2006	1796	KW 86 / PS 117	4
LAND ROVER	FREELANDER (LN)	1.8 i 16V	02.1998 - 11.2000	1796	KW 88 / PS 120	4
LAND ROVER	FREELANDER (LN)	1.8 i 16V	02.1998 - 11.2000	1796	KW 88 / PS 120	4
LAND ROVER	FREELANDER (LN)	2.5 V6	11.2000 - 10.2006	2497	KW 130 / PS 177	6
LAND ROVER	FREELANDER 2 (FA _)	3.2	10.2006 -	3192	KW 171 / PS 233	6
LAND ROVER	FREELANDER Soft Top	1.8 i 16V	02.1998 - 10.2006	1796	KW 88 / PS 120	4
LAND ROVER	FREELANDER Soft Top	1.8 i 16V	02.1998 - 10.2006	1796	KW 88 / PS 120	4
LAND ROVER	RANGE ROVER II (LP)	4.6	07.1994 - 03.2002	4553	KW 165 / PS 224	8
LAND ROVER	RANGE ROVER II (LP)	4.6	06.1998 - 03.2002	4554	KW 160 / PS 218	8
LAND ROVER	RANGE ROVER II (LP)	3.9	07.1994 - 03.2002	3947	KW 140 / PS 190	8
LAND ROVER	RANGE ROVER II (LP)	4.0	06.1998 - 03.2002	3950	KW 136 / PS 185	8
LAND ROVER	RANGE ROVER III (LM)	4.2	05.2005 - 08.2012	4197	KW 291 / PS 396	8
LAND ROVER	RANGE ROVER III (LM)	4.4	03.2002 - 08.2012	4398	KW 210 / PS 286	8
LAND ROVER	RANGE ROVER III (LM)	4.4	05.2005 - 08.2012	4394	KW 225 / PS 306	8
LAND ROVER	RANGE ROVER SPORT (LS)	4.2	02.2005 -	4197	KW 287 / PS 390	8
LAND ROVER	RANGE ROVER SPORT (LS)	4.2	11.2009 -	4197	KW 291 / PS 396	8
LAND ROVER	RANGE ROVER SPORT (LS)	4.4	02.2005 -	4394	KW 220 / PS 299	8
LEXUS	ES (F1, F2)	250	12.1989 - 09.1991	2507	KW 118 / PS 160	6
LEXUS	ES (F1, F2)	300	09.1991 - 12.1997	2959	KW 138 / PS 188	6
LEXUS	ES (MCV_, VZV_)	3.0	10.1996 - 07.2001	2995	KW 140 / PS 190	6
LEXUS	ES (MCV_, VZV_)	3.0	08.2001 - 10.2006	2995	KW 157 / PS 213	6
LEXUS	GS (GRS19_, UZS19_, GWS19_)	430	04.2005 - 11.2011	4293	KW 208 / PS 283	8
LEXUS	GS (GRS19_, UZS19_, GWS19_)	4.3 VVTi	04.2005 - 11.2011	4293	KW 221 / PS 300	8
LEXUS	GS (JZS147)	300	03.1993 - 08.1997	2997	KW 156 / PS 212	6
LEXUS	GS (UZS161, JZS160)	430	11.2000 - 03.2005	4293	KW 208 / PS 283	8
LEXUS	GX (_J12_)	470	11.2001 - 11.2009	4664	KW 199 / PS 271	8
LEXUS	GX (_J12_)	470	11.2001 - 11.2009	4664	KW 175 / PS 238	8
LEXUS	IS I (JCE1_, GXE1_)	200	04.1999 - 07.2005	1988	KW 114 / PS 155	6
LEXUS	IS II (GSE2_, ALE2_, USE2_)	IS F	11.2007 -	4969	KW 311 / PS 423	8


Engine code



834 F1.000	138793	
834 B2.246	138730	138083
834 B2.246	138754	138083
834 C1.246	138730	138083
834 C1.000	138730	138083
834 C.146	138730	138083
834 C.146	138793	138083
834 F2.000	138793	138083
834 F2.000	138793	138401
841 D.000	133829	
841 E.000	133829	
176 B2.000	138730	
188 A4.000; 840 A3.000	138730	
176 B9.000	138730	
188 A5.000	138793	
840 A4.000	138793	
840 A2.000	138793	
156 A 2.100		138192
156 A2.246		138192
156 A 2.000		138192
156 A.000		138082
156 A.000		138192
156 A 2.000		138192
156 A 2.000		138192
156 A 1.000	138754	138192
176 B2.000	138793	
176 B2.000	138793	
156 C.046	138793	138192
156 C.046	138793	
146 A 5.046; 156 B.000	138732	
156 B.000	138732	
188 A4.000	138730	
188 A5.000	133801	
843 A 1.000	133801	
RFV (XU10J4R)	133821	
RGX (XU10J2TE)	138760	
56 D	138793	
448PN	133891	
18 K4F	133837	
18 K4F	133837	
18 K4F	138877	
25 K4F	133802	
B 6324 S	133892	
18 K4F	133837	
18 K4F	138877	
46 D	138793	
60 D	138793	
42 D	138793	
	138793	
428PS	133891	
	133804	
448PN	133891	
428PS	133891	
	133891	
448PN	133891	
2VZ-FE	138874	
3VZ-FE	133897	
1MZ-FE	133897	
1MZ-FE	133897	
3UZ-FE	133878	
3UZ-FE	133878	
2JZ-GE	138868	
3UZ-FE	133878	
2UZ-FE	133878	
2UZ-FE	133878	
1G-FE	133878	
2UR-GSE	133874	

Anwendungsliste

Application List

	Model	Type	Model year	ccm	Output	Cylinder
LEXUS	IS SportCross	200	10.2002 - 10.2005	1988	KW 114 / PS 155	6
LEXUS	LS (UCF10)	400	12.1989 - 12.1994	3969	KW 180 / PS 245	8
LEXUS	LS (UCF20)	400	12.1994 - 08.1997	3969	KW 194 / PS 264	8
LEXUS	LS (UCF20)	400	09.1997 - 10.2000	3969	KW 209 / PS 284	8
LEXUS	LS (UCF20)	400	09.1998 - 10.2000	3969	KW 203 / PS 276	8
LEXUS	LS (UCF30)	430	10.2000 - 08.2006	4293	KW 207 / PS 282	8
LEXUS	LX (UZJ100)	470	05.1998 - 03.2008	4664	KW 170 / PS 231	8
LEXUS	LX (UZJ100)	470	09.2001 - 03.2008	4664	KW 173 / PS 235	8
LEXUS	LX (UZJ100)	470	08.2002 - 03.2008	4664	KW 202 / PS 275	8
LEXUS	LX (UZJ100)	470	05.1998 - 10.2002	4664	KW 197 / PS 268	8
LEXUS	SC (UZZ40_)	430	05.2001 - 07.2010	4293	KW 215 / PS 292	8
LEXUS	SC (UZZ40_)	430	05.2001 - 07.2010	4293	KW 244 / PS 332	8
LEXUS	SC (UZZ40_)	430	05.2001 - 07.2010	4293	KW 210 / PS 286	8
LINCOLN	LS	3.0 V6 24V	05.1998 -	2967	KW 140 / PS 190	6
LINCOLN	MARK VIII Coupe	4.6	10.1992 - 12.1998	4601	KW 205 / PS 279	8
LINCOLN	NAVIGATOR	5.4	05.1997 - 12.2002	5403	KW 224 / PS 305	8
LINCOLN	NAVIGATOR	5.4 Allrad	05.1997 - 12.2002	5403	KW 224 / PS 305	8
LINCOLN	TOWN CAR III	4.6	10.1997 - 12.2003	4601	KW 160 / PS 218	8
MASERATI	228	2.8 i	12.1986 - 12.1990	2790	KW 184 / PS 250	6
MASERATI	420/430 (69, 78, AF3)	420 i	01.1987 - 12.1988	1996	KW 138 / PS 187	6
MASERATI	BITURBO (70, 77)	2.24V	03.1989 - 12.1994	1996	KW 180 / PS 245	6
MASERATI	BITURBO (70, 77)	2.24V	03.1989 - 12.1994	1996	KW 180 / PS 245	6
MASERATI	BITURBO (70, 77)	4.24V	04.1990 - 12.1994	1996	KW 180 / PS 245	6
MASERATI	BITURBO (70, 77)	4.24V	04.1990 - 12.1994	1996	KW 180 / PS 245	6
MASERATI	BITURBO Coupe	2.0	07.1985 - 04.1987	1996	KW 136 / PS 184	6
MASERATI	BITURBO Coupe	Si 2.0	09.1987 - 12.1988	1996	KW 151 / PS 205	6
MASERATI	BITURBO Spider	2.0	07.1985 - 04.1987	1996	KW 136 / PS 184	6
MASERATI	GHIBLI II	2.0 24V Biturbo	05.1992 -	1996	KW 225 / PS 306	6
MASERATI	QUATTROPORTE II	2.0 Biturbo	03.1994 -	1996	KW 211 / PS 287	6
MASERATI	QUATTROPORTE II	2.8 Biturbo	03.1994 -	2790	KW 209 / PS 284	6
MASERATI	SHAMAL	3.2	12.1989 - 11.1995	3217	KW 240 / PS 326	8
MAZDA	121 I (DA)	1.3	10.1987 - 11.1990	1324	KW 44 / PS 60	4
MAZDA	121 I (DA)	1.3	04.1989 - 10.1990	1324	KW 40 / PS 55	4
MAZDA	121 II (DB)	1.3 16V	11.1990 - 03.1996	1324	KW 39 / PS 53	4
MAZDA	121 II (DB)	1.3 i 16V	11.1990 - 03.1996	1324	KW 53 / PS 72	4
MAZDA	121 III (JASM, JBSM)	1.3	03.1996 - 04.2003	1299	KW 37 / PS 50	4
MAZDA	121 III (JASM, JBSM)	1.3	03.1996 - 04.2003	1299	KW 44 / PS 60	4
MAZDA	121 III (JASM, JBSM)	1.3	03.1996 - 04.2003	1299	KW 44 / PS 60	4
MAZDA	121 III (JASM, JBSM)	1.25	03.1996 - 04.2003	1242	KW 55 / PS 75	4
MAZDA	121 III (JASM, JBSM)	1.25	03.1996 - 04.2003	1242	KW 55 / PS 75	4
MAZDA	2 (DE)	1.3	10.2007 -	1349	KW 55 / PS 75	4
MAZDA	2 (DE)	1.3	10.2007 -	1349	KW 63 / PS 86	4
MAZDA	2 (DE)	1.5	10.2007 -	1498	KW 76 / PS 103	4
MAZDA	2 (DY)	1.5	04.2003 -	1498	KW 82 / PS 111	4
MAZDA	3 (BK)	1.4	10.2003 - 06.2009	1349	KW 62 / PS 84	4
MAZDA	3 (BK)	1.6	10.2003 - 06.2009	1598	KW 77 / PS 105	4
MAZDA	3 (BK)	2.0	10.2003 - 06.2009	1999	KW 110 / PS 150	4
MAZDA	3 (BK)	2.0	10.2003 - 06.2009	1999	KW 110 / PS 150	4
MAZDA	3 (BK)	2.3 MPS	12.2006 - 06.2009	2261	KW 191 / PS 260	4
MAZDA	3 (BL)	1.6 MZR	06.2009 -	1598	KW 77 / PS 105	4
MAZDA	3 (BL)	2.0 MZR	06.2009 -	1999	KW 110 / PS 150	4
MAZDA	3 (BL)	2.0 MZR DISI	06.2009 -	1999	KW 111 / PS 151	4
MAZDA	3 Stufenheck (BK)	1.6	02.2004 -	1598	KW 77 / PS 105	4
MAZDA	3 Stufenheck (BK)	2.0	02.2004 -	1999	KW 110 / PS 150	4
MAZDA	3 Stufenheck (BL)	1.6 MZR	06.2009 -	1598	KW 77 / PS 105	4
MAZDA	3 Stufenheck (BL)	2.0 MZR	06.2009 -	1999	KW 110 / PS 150	4
MAZDA	323 C IV (BG)	1.6	09.1989 - 06.1991	1598	KW 62 / PS 84	4
MAZDA	323 C IV (BG)	1.3 16V	09.1989 - 07.1994	1324	KW 54 / PS 73	4
MAZDA	323 C IV (BG)	1.8 16V 4WD	11.1991 - 12.1993	1840	KW 76 / PS 103	4
MAZDA	323 C IV (BG)	1.8 16V GT	09.1989 - 03.1993	1840	KW 94 / PS 128	4
MAZDA	323 C IV (BG)	1.8 16V Turbo 4WD	01.1993 - 07.1994	1840	KW 136 / PS 185	4
MAZDA	323 C IV (BG)	1.8 16V Turbo 4WD	09.1990 - 12.1992	1840	KW 120 / PS 163	4
MAZDA	323 F IV (BG)	1.6	09.1989 - 06.1991	1598	KW 62 / PS 84	4
MAZDA	323 F IV (BG)	1.6 16V	03.1991 - 10.1994	1598	KW 65 / PS 88	4
MAZDA	323 F IV (BG)	1.8 16V	08.1989 - 07.1994	1840	KW 76 / PS 103	4
MAZDA	323 F IV (BG)	1.8 16V GT	08.1989 - 07.1994	1840	KW 94 / PS 128	4
MAZDA	323 F IV (BG)	1.8 4WD	01.1991 - 04.1994	1840	KW 76 / PS 103	4


Engine code



1G-FE	133878	
1UZ-FE	138868	
1UZ-FE	138868	
1UZ-FE	138868	
1UZ-FE	138868	
3UZ-FE	133878	
2UZ-FE	133878	
2UZ-FE	133878	
2UZ-FE	133878	
2UZ-FE	133878	
3UZ-FE	133878	
3UZ-FE	133878	
3UZ-FE	133878	
	133887	
	134000	
	134000	
	134000	
	133893	
	138754	
470..	138754	
475	138732	
475	138754	
475	138732	
475	138754	
452..	138754	
471..	138754	
452..	138754	
	138754	
24V DOHC	138754	
	138754	
	138754	
B3		138451
B3		138451
B3 (16V)		138451
B3 (16V)		138451
JK; JJM	138803	
J4R; J4T	138800	
J4R; J4T	138803	
DHF; DHG	138800	
DHF; DHG	138803	
ZJ-VE	133936	
ZJ-VE	133936	
ZY-DE; ZY-VE	133936	
ZY-VE	133936	
ZJ-VE	133939	
B6ZE	133939	
LF17	133852	
LF17	133939	
L3-VDT; L3N9	133939	
Z6	133936	
LF-DE; LF17	133936	
LF5H; LF5W	133936	
Z6	133936	
LF17	133936	
Z6	133936	
LF-DE; LF17	133936	
B6E		138451
B3 (16V)		138470
BP		138470
BP (DOHC)		138470
BP Turbo		138470
BP Turbo		138470
B6E		138451
B6		138470
BP		138470
BP (DOHC)		138470
BPC		138470

Anwendungsliste

Application List

	Model	Type	Model year	ccm	Output	Cylinder
MAZDA	323 F VI (BJ)	1.6	01.2001 - 05.2004	1598	KW 72 / PS 98	4
MAZDA	323 F VI (BJ)	1.6	01.2001 - 05.2004	1598	KW 70 / PS 95	4
MAZDA	323 F VI (BJ)	1.5 16V	09.1998 - 01.2001	1498	KW 65 / PS 88	4
MAZDA	323 F VI (BJ)	1.9 16V	09.1998 - 01.2001	1840	KW 84 / PS 114	4
MAZDA	323 F VI (BJ)	1.9 16V	09.1998 - 01.2001	1840	KW 84 / PS 114	4
MAZDA	323 F VI (BJ)	2.0	01.2001 - 05.2004	1991	KW 96 / PS 131	4
MAZDA	323 III Station Wagon (BW)	1.5	01.1987 - 05.1989	1498	KW 54 / PS 73	4
MAZDA	323 III Station Wagon (BW)	1.6	09.1986 - 10.1995	1598	KW 63 / PS 86	4
MAZDA	323 S IV (BG)	1.6	09.1989 - 06.1991	1598	KW 62 / PS 84	4
MAZDA	323 S IV (BG)	1.3 16V	04.1991 - 07.1994	1324	KW 54 / PS 73	4
MAZDA	323 S IV (BG)	1.6 16V	08.1989 - 10.1994	1598	KW 65 / PS 88	4
MAZDA	323 S IV (BG)	1.8 16V	08.1989 - 07.1994	1840	KW 76 / PS 103	4
MAZDA	323 S IV (BG)	1.8 16V GT	06.1989 - 07.1994	1840	KW 94 / PS 128	4
MAZDA	323 S IV (BG)	1.8 16V Turbo 4WD	01.1991 - 07.1994	1840	KW 120 / PS 163	4
MAZDA	323 S VI (BJ)	1.6	01.2001 - 05.2004	1598	KW 70 / PS 95	4
MAZDA	323 S VI (BJ)	1.6	01.2001 - 05.2004	1598	KW 72 / PS 98	4
MAZDA	323 S VI (BJ)	1.5 16V	09.1998 - 01.2001	1498	KW 65 / PS 88	4
MAZDA	323 S VI (BJ)	1.8 Protege	05.1998 - 05.2004	1840	KW 92 / PS 125	4
MAZDA	323 S VI (BJ)	1.9 16V	09.1998 - 05.2004	1840	KW 84 / PS 114	4
MAZDA	626 V (GF)	1.9	05.1997 - 12.1999	1840	KW 66 / PS 90	4
MAZDA	626 V (GF)	1.9	12.1999 - 10.2002	1840	KW 74 / PS 100	4
MAZDA	626 V (GF)	2.0	05.1997 - 10.2002	1991	KW 85 / PS 115	4
MAZDA	626 V (GF)	2.0	04.1998 - 10.2002	1991	KW 100 / PS 136	4
MAZDA	626 V Hatchback (GF)	1.8	05.1997 - 12.1999	1840	KW 66 / PS 90	4
MAZDA	626 V Hatchback (GF)	2.0	05.1997 - 10.2002	1991	KW 85 / PS 115	4
MAZDA	626 V Station Wagon (GW)	1.9	02.1998 - 01.2000	1840	KW 66 / PS 90	4
MAZDA	626 V Station Wagon (GW)	1.9	01.2000 - 10.2002	1840	KW 74 / PS 100	4
MAZDA	626 V Station Wagon (GW)	2.0	02.1998 - 10.2002	1991	KW 85 / PS 116	4
MAZDA	626 V Station Wagon (GW)	2.0 H.P.	02.1998 - 10.2002	1991	KW 100 / PS 136	4
MAZDA	MPV II (LW)	2.0	08.2000 - 07.2002	1991	KW 88 / PS 120	4
MAZDA	MPV II (LW)	2.5 V6	09.1999 - 03.2002	2495	KW 125 / PS 170	6
MAZDA	MPV II (LW)	3.0 i V6	03.2002 - 02.2006	2967	KW 147 / PS 200	6
MAZDA	MX-5 II (NB)	1.6 16V	05.1998 - 10.2005	1598	KW 81 / PS 110	4
MAZDA	MX-5 II (NB)	1.8 16V	05.1998 - 10.2005	1840	KW 103 / PS 140	4
MAZDA	MX-5 II (NB)	1.8 16V	11.2000 - 10.2005	1840	KW 102 / PS 139	4
MAZDA	PREMACY (CP)	1.8	07.1999 - 03.2005	1840	KW 74 / PS 100	4
MAZDA	PREMACY (CP)	1.9	07.1999 - 03.2005	1840	KW 84 / PS 114	4
MAZDA	PREMACY (CP)	2.0	11.2001 - 03.2005	1991	KW 96 / PS 131	4
MAZDA	RX 8 (SE17)	2.6 Wankel	10.2003 - 06.2012	1308	KW 170 / PS 231	2
MAZDA	RX 8 (SE17)	2.6 Wankel	10.2003 - 06.2012	1308	KW 141 / PS 192	2
MAZDA	RX 8 (SE17)	2.6 Wankel	11.2003 - 06.2012	1308	KW 177 / PS 241	2
MAZDA	TRIBUTE (EP)	2.0	03.2000 - 05.2008	1989	KW 91 / PS 124	4
MAZDA	TRIBUTE (EP)	2.3 AWD	04.2004 - 05.2008	2261	KW 110 / PS 150	4
MAZDA	TRIBUTE (EP)	3.0 V6 24V 4WD	03.2000 - 05.2008	2967	KW 145 / PS 197	6
MAZDA	TRIBUTE (EP)	3.0 V6 AWD	04.2004 - 05.2008	2967	KW 149 / PS 203	6
MERCEDES-BENZ	190 (W201)	2.3	09.1987 - 09.1988	2299	KW 97 / PS 132	4
MERCEDES-BENZ	190 (W201)	2.0	10.1982 - 10.1984	1996	KW 66 / PS 90	4
MERCEDES-BENZ	190 (W201)	2.0	01.1986 - 05.1990	1996	KW 75 / PS 102	4
MERCEDES-BENZ	190 (W201)	2.0	09.1984 - 05.1990	1996	KW 77 / PS 105	4
MERCEDES-BENZ	190 (W201)	2.3 E	10.1982 - 09.1988	2299	KW 100 / PS 136	4
MERCEDES-BENZ	190 (W201)	E 1.8	04.1990 - 08.1993	1797	KW 80 / PS 109	4
MERCEDES-BENZ	190 (W201)	E 2.0	02.1985 - 12.1986	1996	KW 83 / PS 113	4
MERCEDES-BENZ	190 (W201)	E 2.0	02.1985 - 12.1986	1996	KW 85 / PS 116	4
MERCEDES-BENZ	190 (W201)	E 2.0	01.1985 - 08.1993	1996	KW 87 / PS 118	4
MERCEDES-BENZ	190 (W201)	E 2.0	10.1982 - 06.1993	1996	KW 90 / PS 122	4
MERCEDES-BENZ	190 (W201)	E 2.0	10.1982 - 06.1993	1996	KW 93 / PS 126	4
MERCEDES-BENZ	190 (W201)	E 2.3	09.1986 - 08.1991	2298	KW 97 / PS 132	4
MERCEDES-BENZ	190 (W201)	E 2.3	10.1986 - 08.1993	2298	KW 100 / PS 136	4
MERCEDES-BENZ	190 (W201)	E 2.6	09.1986 - 12.1989	2597	KW 122 / PS 166	6
MERCEDES-BENZ	190 (W201)	E 2.6	09.1986 - 08.1993	2597	KW 118 / PS 160	6
MERCEDES-BENZ	A-KLASSE (W168)	A 140	07.1997 - 08.2004	1397	KW 60 / PS 82	4
MERCEDES-BENZ	A-KLASSE (W168)	A 140	01.2001 - 08.2004	1598	KW 60 / PS 82	4
MERCEDES-BENZ	A-KLASSE (W168)	A 160	07.1997 - 08.2004	1598	KW 75 / PS 102	4
MERCEDES-BENZ	A-KLASSE (W168)	A 190	03.1999 - 08.2004	1898	KW 92 / PS 125	4
MERCEDES-BENZ	A-KLASSE (W168)	A 210	03.2002 - 08.2004	2084	KW 103 / PS 140	4
MERCEDES-BENZ	A-KLASSE (W169)	A 150	09.2004 - 06.2012	1498	KW 70 / PS 95	4
MERCEDES-BENZ	A-KLASSE (W169)	A 170	09.2004 - 06.2012	1699	KW 85 / PS 116	4


Engine code



ZM	133931		
ZM	133931		
ZL05; ZL06	133931		
FP55	133932		
FP55	133938		
FS7E; FS7G	133932		
B5; B50; B53		138451	
B6 (SOHC); B65M; B6E		138451	
B6E		138451	
B3 (16V)		138470	
B6		138470	
BP52		138470	
BP (DOHC)		138470	
BP Turbo		138470	
ZM	133931		
ZM	133931		
ZL05; ZL06	133931		
BP (DOHC)	133938		
FP55	133932		
FPY3	138800		
FP9A	138800		
FS	138800		
FS2C	138800		
FPY3	138800		
FS	138800		
FPY3	138800		
FP9A	138800		
FS	138800		
FS2C	138800		
FS	138800		
GY-DE	138817		
AJ	134002		
B6D	133937		
BP-ZE	133937		
BPD	133937		
FP	133932		
FP	133932		
FS7E; FS7G	133932		
13B-MSP	133898		
13B-MSP	133898		
13B-MSP	133898		
YF			138677
L3-VE	133852		
AJ	134001		138695
AJ	134001		138695
M 102.985		138019	
M 102.921		138019	
M 102.924	138716	138019	
M 102.924	138716	138019	
M 102.985		138019	
M 102.910	138716		
M 102.961; M 102.962	138716		
M 102.962	138716		
M 102.962	138716		
M 102.961; M 102.962	138716	138019	
M 102.961		138019	
M 102.985	138716	138019	
M 102.985	138716	138019	
M 103.942	138716		
M 103.942	138716		
M 166.940	133822		
M 166.960	133822		
M 166.960	133822		
M 166.990	133822		
M 166.995	133822		
M 266.920	138709		
M 266.940	138709		

Anwendungsliste

Application List

	Model	Type	Model year	ccm	Output	Cylinder
MERCEDES-BENZ	A-KLASSE (W169)	A 200	09.2004 - 06.2012	2034	KW 100 / PS 136	4
MERCEDES-BENZ	A-KLASSE (W169)	A 200 TURBO	09.2005 - 06.2012	2034	KW 142 / PS 193	4
MERCEDES-BENZ	B-KLASSE (W245)	B 150	03.2005 - 11.2011	1498	KW 70 / PS 95	4
MERCEDES-BENZ	B-KLASSE (W245)	B 170	03.2005 - 11.2011	1699	KW 85 / PS 116	4
MERCEDES-BENZ	B-KLASSE (W245)	B 200	03.2005 - 11.2011	2034	KW 100 / PS 136	4
MERCEDES-BENZ	B-KLASSE (W245)	B 200 TURBO	03.2005 - 11.2011	2034	KW 142 / PS 193	4
MERCEDES-BENZ	C-KLASSE (W202)	C 180	03.1993 - 05.2000	1799	KW 90 / PS 122	4
MERCEDES-BENZ	C-KLASSE (W202)	C 180	03.1993 - 05.2000	1799	KW 90 / PS 122	4
MERCEDES-BENZ	C-KLASSE (W202)	C 180	03.1993 - 05.2000	1799	KW 90 / PS 122	4
MERCEDES-BENZ	C-KLASSE (W202)	C 180	11.1994 - 05.2000	1799	KW 89 / PS 121	4
MERCEDES-BENZ	C-KLASSE (W202)	C 180	11.1994 - 05.2000	1799	KW 89 / PS 121	4
MERCEDES-BENZ	C-KLASSE (W202)	C 200	01.1994 - 05.2000	1998	KW 100 / PS 136	4
MERCEDES-BENZ	C-KLASSE (W202)	C 200	01.1994 - 05.2000	1998	KW 100 / PS 136	4
MERCEDES-BENZ	C-KLASSE (W202)	C 200	01.1994 - 05.2000	1998	KW 100 / PS 136	4
MERCEDES-BENZ	C-KLASSE (W202)	C 200 Kompressor	10.1995 - 05.2000	1998	KW 132 / PS 180	4
MERCEDES-BENZ	C-KLASSE (W202)	C 200 Kompressor	10.1995 - 05.2000	1998	KW 132 / PS 180	4
MERCEDES-BENZ	C-KLASSE (W202)	C 200 Kompressor	11.1996 - 05.2000	1998	KW 141 / PS 192	4
MERCEDES-BENZ	C-KLASSE (W202)	C 200 Kompressor	11.1996 - 05.2000	1998	KW 141 / PS 192	4
MERCEDES-BENZ	C-KLASSE (W202)	C 220	03.1993 - 05.2000	2199	KW 110 / PS 150	4
MERCEDES-BENZ	C-KLASSE (W202)	C 220	03.1993 - 05.2000	2199	KW 110 / PS 150	4
MERCEDES-BENZ	C-KLASSE (W202)	C 230	06.1996 - 06.1997	2295	KW 110 / PS 150	4
MERCEDES-BENZ	C-KLASSE (W202)	C 230	06.1996 - 06.1997	2295	KW 110 / PS 150	4
MERCEDES-BENZ	C-KLASSE (W202)	C 230 Kompressor	10.1995 - 05.2000	2295	KW 142 / PS 193	4
MERCEDES-BENZ	C-KLASSE (W202)	C 230 Kompressor	10.1995 - 05.2000	2295	KW 142 / PS 193	4
MERCEDES-BENZ	C-KLASSE (W202)	C 280	05.1993 - 05.2000	2799	KW 142 / PS 193	6
MERCEDES-BENZ	C-KLASSE (W202)	C 280	05.1993 - 05.2000	2799	KW 142 / PS 193	6
MERCEDES-BENZ	C-KLASSE (W202)	C 36 AMG	05.1994 - 05.2000	3606	KW 206 / PS 280	6
MERCEDES-BENZ	C-KLASSE (W202)	C 36 AMG	05.1994 - 05.2000	3606	KW 206 / PS 280	6
MERCEDES-BENZ	C-KLASSE (W203)	C 180	10.2000 - 05.2002	1998	KW 95 / PS 129	4
MERCEDES-BENZ	C-KLASSE (W203)	C 200 Kompressor	05.2000 - 05.2002	1998	KW 120 / PS 163	4
MERCEDES-BENZ	C-KLASSE (W203)	C 240	05.2000 - 02.2007	2597	KW 125 / PS 170	6
MERCEDES-BENZ	C-KLASSE (W203)	C 240 4-matic	07.2002 - 02.2007	2597	KW 125 / PS 170	6
MERCEDES-BENZ	C-KLASSE (W203)	C 32 AMG Kompressor	02.2001 - 02.2007	3199	KW 260 / PS 354	6
MERCEDES-BENZ	C-KLASSE (W203)	C 320	05.2000 - 02.2007	3199	KW 160 / PS 218	6
MERCEDES-BENZ	C-KLASSE (W203)	C 320 4-matic	07.2002 - 02.2007	3199	KW 160 / PS 218	6
MERCEDES-BENZ	C-KLASSE (W204)	C 350	01.2011 -	3498	KW 225 / PS 306	6
MERCEDES-BENZ	C-KLASSE (W204)	C 350 4-matic	01.2011 -	3498	KW 225 / PS 306	6
MERCEDES-BENZ	C-KLASSE Coupe (C204)	C 350	06.2011 -	3498	KW 225 / PS 306	6
MERCEDES-BENZ	C-KLASSE Kombi (S202)	C 180 T	06.1996 - 09.2000	1799	KW 90 / PS 122	4
MERCEDES-BENZ	C-KLASSE Kombi (S202)	C 180 T	06.1996 - 09.2000	1799	KW 90 / PS 122	4
MERCEDES-BENZ	C-KLASSE Kombi (S202)	C 180 T	06.1996 - 09.2000	1799	KW 90 / PS 122	4
MERCEDES-BENZ	C-KLASSE Kombi (S202)	C 180 T	09.2000 - 03.2001	1998	KW 95 / PS 129	4
MERCEDES-BENZ	C-KLASSE Kombi (S202)	C 200 T	06.1996 - 03.2001	1998	KW 100 / PS 136	4
MERCEDES-BENZ	C-KLASSE Kombi (S202)	C 200 T	06.1996 - 03.2001	1998	KW 100 / PS 136	4
MERCEDES-BENZ	C-KLASSE Kombi (S202)	C 200 T	06.1996 - 03.2001	1998	KW 100 / PS 136	4
MERCEDES-BENZ	C-KLASSE Kombi (S202)	C 200 T Kompressor	11.1996 - 03.2001	1998	KW 141 / PS 192	4
MERCEDES-BENZ	C-KLASSE Kombi (S202)	C 200 T Kompressor	11.1996 - 03.2001	1998	KW 141 / PS 192	4
MERCEDES-BENZ	C-KLASSE Kombi (S202)	C 200 T Kompressor	09.2000 - 03.2001	1998	KW 120 / PS 163	4
MERCEDES-BENZ	C-KLASSE Kombi (S202)	C 230 T	06.1996 - 06.1998	2295	KW 110 / PS 150	4
MERCEDES-BENZ	C-KLASSE Kombi (S202)	C 230 T	06.1996 - 06.1998	2295	KW 110 / PS 150	4
MERCEDES-BENZ	C-KLASSE Kombi (S202)	C 230 T Kompressor	06.1997 - 09.2000	2295	KW 142 / PS 193	4
MERCEDES-BENZ	C-KLASSE Kombi (S202)	C 230 T Kompressor	06.1997 - 09.2000	2295	KW 142 / PS 193	4
MERCEDES-BENZ	C-KLASSE Kombi (S202)	C 240 T	09.2000 - 03.2001	2597	KW 125 / PS 170	6
MERCEDES-BENZ	C-KLASSE Kombi (S202)	C 43 AMG	08.1997 - 03.2001	4266	KW 225 / PS 306	8
MERCEDES-BENZ	C-KLASSE Kombi (S203)	C 180	03.2001 - 05.2002	1998	KW 95 / PS 129	4
MERCEDES-BENZ	C-KLASSE Kombi (S203)	C 200 Kompressor	03.2001 - 05.2002	1998	KW 120 / PS 163	4
MERCEDES-BENZ	C-KLASSE Kombi (S203)	C 240	03.2001 - 08.2007	2597	KW 125 / PS 170	6
MERCEDES-BENZ	C-KLASSE Kombi (S203)	C 240 4-matic	07.2002 - 08.2007	2597	KW 125 / PS 170	6
MERCEDES-BENZ	C-KLASSE Kombi (S203)	C 32 AMG Kompressor	03.2001 - 08.2007	3199	KW 260 / PS 354	6
MERCEDES-BENZ	C-KLASSE Kombi (S203)	C 320	03.2001 - 08.2007	3199	KW 160 / PS 218	6
MERCEDES-BENZ	C-KLASSE Kombi (S203)	C 320 4-matic	07.2002 - 08.2007	3199	KW 160 / PS 218	6
MERCEDES-BENZ	C-KLASSE Kombi (S204)	C 350 CGI	06.2011 -	3498	KW 225 / PS 306	6
MERCEDES-BENZ	C-KLASSE Sportcoupe (CL203)	C 180	03.2001 - 05.2002	1998	KW 95 / PS 129	4
MERCEDES-BENZ	C-KLASSE Sportcoupe (CL203)	C 200 Kompressor	03.2001 - 05.2002	1998	KW 120 / PS 163	4
MERCEDES-BENZ	C-KLASSE Sportcoupe (CL203)	C 230 Kompressor	03.2001 - 05.2002	2295	KW 145 / PS 197	4
MERCEDES-BENZ	C-KLASSE Sportcoupe (CL203)	C 32 AMG Kompressor	05.2002 - 05.2008	3199	KW 260 / PS 354	6
MERCEDES-BENZ	C-KLASSE Sportcoupe (CL203)	C 320	09.2002 - 05.2008	3199	KW 160 / PS 218	6


Engine code



M 266.960	138709		
M 266.980	138709		
M 266.920	138709		
M 266.940	138709		
M 266.960	138709		
M 266.980	138709		
M 111.920; M 111.921	133813		
M 111.920; M 111.921	133814		
M 111.920; M 111.921	138711		
M 111.921	133813		
M 111.921	133814		
M 111.941; M 111.945	133813		
M 111.941; M 111.945	133814		
M 111.941; M 111.945	138711		
M 111.944	133813		
M 111.944	133814		
M 111.944	133813		
M 111.944	133814		
M 111.961	133813		
M 111.961	138711		
M 111.974	133813		
M 111.974	133814		
M 111.975	133813		
M 111.975	133814		
M 104.941	133813		
M 104.941	133814		
M 104.941 (AMG 3.6)	133813		
M 104.941 (AMG 3.6)	133814		
M 111.951	133833		
M 111.955	133833		
M 112.912	138709		
M 112.916	138709		
M 112.961	138709		
M 112.946	138709		
M 112.953	138709		
M 276.957		133058	
M 276.957		133058	
M 276.957		133058	
M 111.920; M 111.921	133813		
M 111.920; M 111.921	133814		
M 111.920; M 111.921	138711		
M 111.952	133833		
M 111.941; M 111.945	133813		
M 111.941; M 111.945	133814		
M 111.941; M 111.945	138711		
M 111.944	133813		
M 111.944	133814		
M 111.956	133833		
M 111.974	133813		
M 111.974	133814		
M 111.975	133813		
M 111.975	133814		
M 112.915	138709		
M 113.944	138709		
M 111.951	133833		
M 111.955	133833		
M 112.912	138709		
M 112.916	138709		
M 112.961	138709		
M 112.946	138709		
M 112.953	138709		
M 276.957		133058	
M 111.951	133833		
M 111.955	133833		
M 111.981	133833		
M 112.961	138709		
M 112.946	138709		

Anwendungsliste

Application List

	Model	Type	Model year	ccm	Output	Cylinder
MERCEDES-BENZ	CLK (C208)	200	06.1997 - 06.2002	1998	KW 100 / PS 136	4
MERCEDES-BENZ	CLK (C208)	200	06.1997 - 06.2002	1998	KW 100 / PS 136	4
MERCEDES-BENZ	CLK (C208)	200	06.1997 - 06.2002	1998	KW 100 / PS 136	4
MERCEDES-BENZ	CLK (C208)	200 Kompressor	06.1997 - 06.2000	1998	KW 141 / PS 192	4
MERCEDES-BENZ	CLK (C208)	200 Kompressor	06.1997 - 06.2000	1998	KW 141 / PS 192	4
MERCEDES-BENZ	CLK (C208)	200 Kompressor	06.2000 - 06.2002	1998	KW 120 / PS 163	4
MERCEDES-BENZ	CLK (C208)	230 Kompressor	06.1997 - 06.2000	2295	KW 142 / PS 193	4
MERCEDES-BENZ	CLK (C208)	230 Kompressor	06.1997 - 06.2000	2295	KW 142 / PS 193	4
MERCEDES-BENZ	CLK (C208)	230 Kompressor	06.2000 - 06.2002	2295	KW 145 / PS 197	4
MERCEDES-BENZ	CLK (C208)	55 AMG	08.1999 - 06.2002	5439	KW 255 / PS 347	8
MERCEDES-BENZ	CLK (C209)	240	06.2002 - 05.2009	2597	KW 125 / PS 170	6
MERCEDES-BENZ	CLK (C209)	320	06.2002 - 05.2009	3199	KW 160 / PS 218	6
MERCEDES-BENZ	CLK (C209)	500	06.2002 - 05.2009	4966	KW 225 / PS 306	8
MERCEDES-BENZ	CLK (C209)	55 AMG	09.2002 - 05.2009	5439	KW 270 / PS 367	8
MERCEDES-BENZ	CLK Cabriolet (A208)	200	03.1998 - 03.2002	1998	KW 100 / PS 136	4
MERCEDES-BENZ	CLK Cabriolet (A208)	200	03.1998 - 03.2002	1998	KW 100 / PS 136	4
MERCEDES-BENZ	CLK Cabriolet (A208)	200	03.1998 - 03.2002	1998	KW 100 / PS 136	4
MERCEDES-BENZ	CLK Cabriolet (A208)	200 Kompressor	03.1998 - 06.2000	1998	KW 141 / PS 192	4
MERCEDES-BENZ	CLK Cabriolet (A208)	200 Kompressor	03.1998 - 06.2000	1998	KW 141 / PS 192	4
MERCEDES-BENZ	CLK Cabriolet (A208)	200 Kompressor	06.2000 - 03.2002	1998	KW 120 / PS 163	4
MERCEDES-BENZ	CLK Cabriolet (A208)	230 Kompressor	03.1998 - 06.2000	2295	KW 142 / PS 193	4
MERCEDES-BENZ	CLK Cabriolet (A208)	230 Kompressor	03.1998 - 06.2000	2295	KW 142 / PS 193	4
MERCEDES-BENZ	CLK Cabriolet (A208)	230 Kompressor	06.2000 - 03.2002	2295	KW 145 / PS 197	4
MERCEDES-BENZ	CLK Cabriolet (A208)	55 AMG	01.2000 - 03.2002	5439	KW 255 / PS 347	8
MERCEDES-BENZ	CLK Cabriolet (A209)	CLK 240	02.2003 - 03.2010	2597	KW 125 / PS 170	6
MERCEDES-BENZ	CLK Cabriolet (A209)	CLK 320	02.2003 - 03.2010	3199	KW 160 / PS 218	6
MERCEDES-BENZ	CLK Cabriolet (A209)	CLK 500	02.2003 - 03.2010	4966	KW 225 / PS 306	8
MERCEDES-BENZ	CLK Cabriolet (A209)	CLK 55 AMG	02.2003 - 03.2010	5439	KW 270 / PS 367	8
MERCEDES-BENZ	CLS (C218)	CLS 350	01.2011 -	3498	KW 225 / PS 306	6
MERCEDES-BENZ	COUPE (C123)	230 CE	04.1980 - 12.1985	2299	KW 100 / PS 136	4
MERCEDES-BENZ	COUPE (C123)	280 CE	09.1977 - 08.1979	2746	KW 130 / PS 177	6
MERCEDES-BENZ	COUPE (C123)	280 CE	03.1977 - 11.1985	2746	KW 136 / PS 185	6
MERCEDES-BENZ	COUPE (C124)	220 CE	10.1992 - 05.1993	2199	KW 110 / PS 150	4
MERCEDES-BENZ	COUPE (C124)	230 CE	03.1987 - 12.1992	2298	KW 100 / PS 136	4
MERCEDES-BENZ	COUPE (C124)	230 CE	06.1989 - 12.1992	2298	KW 97 / PS 132	4
MERCEDES-BENZ	COUPE (C124)	230 CE	03.1987 - 12.1992	2298	KW 97 / PS 132	4
MERCEDES-BENZ	COUPE (C124)	300 CE	03.1987 - 12.1989	2960	KW 138 / PS 188	6
MERCEDES-BENZ	COUPE (C124)	300 CE	03.1987 - 05.1993	2960	KW 132 / PS 180	6
MERCEDES-BENZ	COUPE (C124)	320 CE	10.1992 - 05.1993	3199	KW 162 / PS 220	6
MERCEDES-BENZ	COUPE (C124)	320 CE	10.1992 - 05.1993	3199	KW 162 / PS 220	6
MERCEDES-BENZ	E-KLASSE (W124)	E 200	06.1993 - 06.1995	1998	KW 100 / PS 136	4
MERCEDES-BENZ	E-KLASSE (W124)	E 220	06.1993 - 06.1995	2199	KW 110 / PS 150	4
MERCEDES-BENZ	E-KLASSE (W124)	E 280	06.1993 - 06.1995	2799	KW 142 / PS 193	6
MERCEDES-BENZ	E-KLASSE (W124)	E 280	06.1993 - 06.1995	2799	KW 145 / PS 197	6
MERCEDES-BENZ	E-KLASSE (W124)	E 320	06.1993 - 06.1995	3199	KW 162 / PS 220	6
MERCEDES-BENZ	E-KLASSE (W124)	E 420	06.1993 - 06.1995	4196	KW 205 / PS 279	8
MERCEDES-BENZ	E-KLASSE (W124)	E 500	06.1993 - 06.1995	4973	KW 235 / PS 320	8
MERCEDES-BENZ	E-KLASSE (W124)	E 500	06.1993 - 06.1995	4973	KW 235 / PS 320	8
MERCEDES-BENZ	E-KLASSE (W124)	E 60 AMG	05.1994 - 06.1995	5956	KW 280 / PS 381	8
MERCEDES-BENZ	E-KLASSE (W124)	E 60 AMG	05.1994 - 06.1995	5956	KW 280 / PS 381	8
MERCEDES-BENZ	E-KLASSE (W210)	E 200	06.1995 - 08.2000	1998	KW 100 / PS 136	4
MERCEDES-BENZ	E-KLASSE (W210)	E 200	06.1995 - 08.2000	1998	KW 100 / PS 136	4
MERCEDES-BENZ	E-KLASSE (W210)	E 200 Kompressor	06.1997 - 03.2002	1998	KW 137 / PS 186	4
MERCEDES-BENZ	E-KLASSE (W210)	E 200 Kompressor	06.1997 - 03.2002	1998	KW 137 / PS 186	4
MERCEDES-BENZ	E-KLASSE (W210)	E 200 Kompressor	08.2000 - 03.2002	1998	KW 120 / PS 163	4
MERCEDES-BENZ	E-KLASSE (W210)	E 230	06.1995 - 06.1997	2295	KW 110 / PS 150	4
MERCEDES-BENZ	E-KLASSE (W210)	E 230	06.1995 - 06.1997	2295	KW 110 / PS 150	4
MERCEDES-BENZ	E-KLASSE (W210)	E 240	08.2000 - 03.2002	2597	KW 125 / PS 170	6
MERCEDES-BENZ	E-KLASSE (W210)	E 280	01.1996 - 06.1997	2799	KW 142 / PS 193	6
MERCEDES-BENZ	E-KLASSE (W210)	E 280	01.1996 - 06.1997	2799	KW 142 / PS 193	6
MERCEDES-BENZ	E-KLASSE (W210)	E 320	06.1995 - 06.1997	3199	KW 162 / PS 220	6
MERCEDES-BENZ	E-KLASSE (W210)	E 320	06.1995 - 06.1997	3199	KW 162 / PS 220	6
MERCEDES-BENZ	E-KLASSE (W210)	E 430 4-matic	05.1999 - 03.2002	4266	KW 205 / PS 279	8
MERCEDES-BENZ	E-KLASSE (W210)	E 55 AMG 4-matic	03.2001 - 03.2002	5439	KW 260 / PS 354	8
MERCEDES-BENZ	E-KLASSE (W211)	E 240	03.2002 - 12.2008	2597	KW 130 / PS 177	6
MERCEDES-BENZ	E-KLASSE (W211)	E 240 4-matic	03.2003 - 12.2008	2597	KW 130 / PS 177	6
MERCEDES-BENZ	E-KLASSE (W211)	E 320	03.2002 - 12.2008	3199	KW 165 / PS 224	6

Engine code



M 111.941; M 111.945	133813	
M 111.941; M 111.945	133814	
M 111.941; M 111.945	138711	
M 111.944	133813	
M 111.944	133814	
M 111.956	133833	
M 111.973; M 111.975	133813	
M 111.973; M 111.975	133814	
M 111.982	133833	
M 113.981; M 113.984	138709	
M 112.912	138709	
M 112.955	138709	
M 113.968	138709	
M 113.987	138709	
M 111.941; M 111.945	133813	
M 111.941; M 111.945	133814	
M 111.941; M 111.945	138711	
M 111.944	133813	
M 111.944	133814	
M 111.956	133833	
M 111.973; M 111.975	133813	
M 111.973; M 111.975	133814	
M 111.982	133833	
M 113.981; M 113.984	138709	
M 112.912	138709	
M 112.955	138709	
M 113.968	138709	
M 113.987	138709	
M 276.952		133058
M 102.980		138019
M 110.988		138019
M 110.988		138019
M 111.960	138711	
M 102.982		138019
M 102.982		138019
M 102.982		138019
M 103.983	138716	
M 103.983	138716	
M 104.992	133813	
M 104.992	133814	
M 111.940	138711	
M 111.960	138711	
M 104.942	133814	
M 104.942	133814	
M 104.992	133814	
M 119.975	138715	
M 119.974	138715	
M 119.974	138716	
M 119.974 AMG	138715	
M 119.974 AMG	138716	
M 111.942	133813	
M 111.942	133814	
M 111.947	133813	
M 111.947	133814	
M 111.957	133833	
M 111.970	133813	
M 111.970	133814	
M 112.914	138709	
M 104.945	133813	
M 104.945	133814	
M 104.995	133813	
M 104.995	133814	
M 113.940	138709	
M 113.980	138709	
M 112.913; M 112.917	138709	
M 112.917	138709	
M 112.949	138709	

Anwendungsliste

Application List



	Model	Type	Model year	ccm	Output	Cylinder
MERCEDES-BENZ	E-KLASSE (W211)	E 320 4-matic	03.2003 - 12.2008	3199	KW 165 / PS 224	6
MERCEDES-BENZ	E-KLASSE (W211)	E 500	03.2002 - 12.2008	4966	KW 225 / PS 306	8
MERCEDES-BENZ	E-KLASSE (W211)	E 500 4-matic	10.2003 - 12.2008	4966	KW 225 / PS 306	8
MERCEDES-BENZ	E-KLASSE (W211)	E 55 AMG Kompressor	10.2002 - 12.2008	5439	KW 350 / PS 476	8
MERCEDES-BENZ	E-KLASSE (W212)	E 300	07.2011 -	3498	KW 185 / PS 252	6
MERCEDES-BENZ	E-KLASSE (W212)	E 300 4-matic	07.2011 -	3498	KW 185 / PS 252	6
MERCEDES-BENZ	E-KLASSE (W212)	E 350	09.2011 -	3498	KW 225 / PS 306	6
MERCEDES-BENZ	E-KLASSE (W212)	E 350 4-matic	09.2011 -	3498	KW 225 / PS 306	6
MERCEDES-BENZ	E-KLASSE Cabriolet (A124)	E 200	06.1993 - 03.1998	1998	KW 100 / PS 136	4
MERCEDES-BENZ	E-KLASSE Cabriolet (A124)	E 200	06.1993 - 03.1998	1998	KW 100 / PS 136	4
MERCEDES-BENZ	E-KLASSE Cabriolet (A124)	E 220	06.1993 - 03.1998	2199	KW 110 / PS 150	4
MERCEDES-BENZ	E-KLASSE Cabriolet (A124)	E 220	06.1993 - 03.1998	2199	KW 110 / PS 150	4
MERCEDES-BENZ	E-KLASSE Cabriolet (A124)	E 320	06.1993 - 03.1998	3199	KW 162 / PS 220	6
MERCEDES-BENZ	E-KLASSE Cabriolet (A124)	E 320	06.1993 - 03.1998	3199	KW 162 / PS 220	6
MERCEDES-BENZ	E-KLASSE Cabriolet (A124)	E 36 AMG	05.1994 - 03.1998	3606	KW 200 / PS 272	6
MERCEDES-BENZ	E-KLASSE Cabriolet (A124)	E 36 AMG	05.1994 - 03.1998	3606	KW 200 / PS 272	6
MERCEDES-BENZ	E-KLASSE Cabriolet (A207)	E 350	04.2011 -	3498	KW 225 / PS 306	6
MERCEDES-BENZ	E-KLASSE Coupe (C124)	E 200	06.1993 - 06.1997	1998	KW 100 / PS 136	4
MERCEDES-BENZ	E-KLASSE Coupe (C124)	E 200	06.1993 - 06.1997	1998	KW 100 / PS 136	4
MERCEDES-BENZ	E-KLASSE Coupe (C124)	E 220	06.1993 - 06.1997	2199	KW 110 / PS 150	4
MERCEDES-BENZ	E-KLASSE Coupe (C124)	E 220	06.1993 - 06.1997	2199	KW 110 / PS 150	4
MERCEDES-BENZ	E-KLASSE Coupe (C124)	E 320	06.1993 - 06.1997	3199	KW 162 / PS 220	6
MERCEDES-BENZ	E-KLASSE Coupe (C124)	E 320	06.1993 - 06.1997	3199	KW 162 / PS 220	6
MERCEDES-BENZ	E-KLASSE Coupe (C124)	E 36 AMG	05.1994 - 06.1997	3606	KW 200 / PS 272	6
MERCEDES-BENZ	E-KLASSE Coupe (C124)	E 36 AMG	05.1994 - 06.1997	3606	KW 200 / PS 272	6
MERCEDES-BENZ	E-KLASSE Coupe (C124)	E 36 AMG	06.1993 - 04.1995	3606	KW 195 / PS 265	6
MERCEDES-BENZ	E-KLASSE Coupe (C124)	E 36 AMG	06.1993 - 04.1995	3606	KW 195 / PS 265	6
MERCEDES-BENZ	E-KLASSE Coupe (C207)	E 350	04.2011 -	3498	KW 225 / PS 306	6
MERCEDES-BENZ	E-KLASSE Kombi (S124)	E 200 T	06.1993 - 06.1996	1998	KW 100 / PS 136	4
MERCEDES-BENZ	E-KLASSE Kombi (S124)	E 220 T	06.1993 - 06.1996	2199	KW 110 / PS 150	4
MERCEDES-BENZ	E-KLASSE Kombi (S124)	E 280 T	06.1993 - 06.1996	2799	KW 145 / PS 197	6
MERCEDES-BENZ	E-KLASSE Kombi (S124)	E 280 T	06.1993 - 06.1996	2799	KW 145 / PS 197	6
MERCEDES-BENZ	E-KLASSE Kombi (S124)	E 280 T	06.1993 - 06.1996	2799	KW 142 / PS 193	6
MERCEDES-BENZ	E-KLASSE Kombi (S124)	E 280 T	06.1993 - 06.1996	2799	KW 142 / PS 193	6
MERCEDES-BENZ	E-KLASSE Kombi (S124)	E 300 T 4-matic	06.1993 - 06.1996	2960	KW 132 / PS 180	6
MERCEDES-BENZ	E-KLASSE Kombi (S124)	E 320 T	06.1993 - 06.1996	3199	KW 162 / PS 220	6
MERCEDES-BENZ	E-KLASSE Kombi (S124)	E 320 T	06.1993 - 06.1996	3199	KW 162 / PS 220	6
MERCEDES-BENZ	E-KLASSE Kombi (S124)	E 36 T AMG	05.1994 - 06.1996	3606	KW 200 / PS 272	6
MERCEDES-BENZ	E-KLASSE Kombi (S124)	E 36 T AMG	05.1994 - 06.1996	3606	KW 200 / PS 272	6
MERCEDES-BENZ	E-KLASSE Kombi (S210)	E 200 T	06.1996 - 08.2000	1998	KW 100 / PS 136	4
MERCEDES-BENZ	E-KLASSE Kombi (S210)	E 200 T	06.1996 - 08.2000	1998	KW 100 / PS 136	4
MERCEDES-BENZ	E-KLASSE Kombi (S210)	E 200 T Kompressor	06.1997 - 03.2003	1998	KW 137 / PS 186	4
MERCEDES-BENZ	E-KLASSE Kombi (S210)	E 200 T Kompressor	06.1997 - 03.2003	1998	KW 137 / PS 186	4
MERCEDES-BENZ	E-KLASSE Kombi (S210)	E 200 T Kompressor	08.2000 - 03.2003	1998	KW 120 / PS 163	4
MERCEDES-BENZ	E-KLASSE Kombi (S210)	E 230 T	06.1996 - 06.1997	2295	KW 110 / PS 150	4
MERCEDES-BENZ	E-KLASSE Kombi (S210)	E 230 T	06.1996 - 06.1997	2295	KW 110 / PS 150	4
MERCEDES-BENZ	E-KLASSE Kombi (S210)	E 240 T	08.2000 - 03.2003	2597	KW 125 / PS 170	6
MERCEDES-BENZ	E-KLASSE Kombi (S210)	E 430 T 4-matic	05.1999 - 03.2003	4266	KW 205 / PS 279	8
MERCEDES-BENZ	E-KLASSE Kombi (S210)	E 55 T AMG	08.1997 - 03.2003	5439	KW 260 / PS 354	8
MERCEDES-BENZ	E-KLASSE Kombi (S210)	E 55 T AMG 4-matic	03.2001 - 03.2003	5439	KW 260 / PS 354	8
MERCEDES-BENZ	E-KLASSE Kombi (S211)	E 240 T	03.2003 - 07.2009	2597	KW 130 / PS 177	6
MERCEDES-BENZ	E-KLASSE Kombi (S211)	E 240 T 4-matic	07.2003 - 07.2009	2597	KW 130 / PS 177	6
MERCEDES-BENZ	E-KLASSE Kombi (S211)	E 320 T	03.2003 - 07.2009	3199	KW 165 / PS 224	6
MERCEDES-BENZ	E-KLASSE Kombi (S211)	E 320 T 4-matic	07.2003 - 07.2009	3199	KW 165 / PS 224	6
MERCEDES-BENZ	E-KLASSE Kombi (S211)	E 500 T	10.2003 - 07.2009	4966	KW 225 / PS 306	8
MERCEDES-BENZ	E-KLASSE Kombi (S211)	E 500 T 4-matic	10.2003 - 07.2009	4966	KW 225 / PS 306	8
MERCEDES-BENZ	E-KLASSE Kombi (S211)	E 55 T AMG Kompressor	07.2003 - 07.2009	5439	KW 350 / PS 476	8
MERCEDES-BENZ	E-KLASSE Kombi (S212)	E 300	07.2011 -	3498	KW 185 / PS 252	6
MERCEDES-BENZ	E-KLASSE Kombi (S212)	E 300 4-matic	07.2011 -	3498	KW 185 / PS 252	6
MERCEDES-BENZ	E-KLASSE Kombi (S212)	E 350	09.2011 -	3498	KW 225 / PS 306	6
MERCEDES-BENZ	E-KLASSE Kombi (S212)	E 350 4-matic	09.2011 -	3498	KW 225 / PS 306	6
MERCEDES-BENZ	G-KLASSE (W460)	230 GE	04.1982 - 08.1992	2299	KW 92 / PS 125	4
MERCEDES-BENZ	G-KLASSE (W460)	280 GE	08.1984 - 08.1989	2746	KW 110 / PS 150	6
MERCEDES-BENZ	G-KLASSE (W460)	280 GE	11.1979 - 08.1989	2746	KW 115 / PS 156	6
MERCEDES-BENZ	G-KLASSE (W463)	G 320	09.1994 - 12.1997	3199	KW 155 / PS 211	6
MERCEDES-BENZ	G-KLASSE (W463)	G 320	09.1994 - 12.1997	3199	KW 155 / PS 211	6
MERCEDES-BENZ	G-KLASSE (W463)	G 36 AMG	01.1995 -	3606	KW 200 / PS 272	6

Engine code



M 112.954	138709	
M 113.967	138709	
M 113.969	138709	
M 113.990	138709	
M 276.952		133058
M 276.952		133058
M 276.952		133058
M 276.952		133058
M 111.940	133813	
M 111.940	138711	
M 111.960	133813	
M 111.960	138711	
M 104.992; M 104.995	133813	
M 104.992; M 104.995	133814	
M 104.992 (AMG 3.6)	133813	
M 104.992 (AMG 3.6)	133814	
M 276.957		133058
M 111.940	133813	
M 111.940	138711	
M 111.960	133813	
M 111.960	138711	
M 104.992	133813	
M 104.992	133814	
M 104.992 (AMG 3.6)	133813	
M 104.992 (AMG 3.6)	133814	
M 104.992 (AMG 3.6)	133813	
M 104.992 (AMG 3.6)	133814	
M 276.957		133058
M 111.940	138711	
M 111.960	138711	
M 104.942	133813	
M 104.942	133814	
M 104.942	133813	
M 104.942	133814	
M 103.985	138716	
M 104.992	133813	
M 104.992	133814	
M 104.992 (AMG 3.6)	133813	
M 104.992 (AMG 3.6)	133814	
M 111.942	133813	
M 111.942	133814	
M 111.947	133813	
M 111.947	133814	
M 111.957	133833	
M 111.970	133813	
M 111.970	133814	
M 112.914	138709	
M 113.940	138709	
M 113.980	138781	
M 113.980	138709	
M 112.913	138709	
M 112.917	138709	
M 112.949	138709	
M 112.954	138709	
M 113.967	138709	
M 113.969	138709	
M 113.990	138709	
M 276.952		133058
M 276.952		133058
M 276.952		133058
M 276.952		133058
M 102.981; M 102.987; M 102.989	138019	
M 110.994	138019	
M 110.994	138019	
M 104.996	133813	
M 104.996	133814	
	133813	

Anwendungsliste

Application List



	Model	Type	Model year	ccm	Output	Cylinder
MERCEDES-BENZ	G-KLASSE (W463)	G 500	04.1998 -	4966	KW 218 / PS 296	8
MERCEDES-BENZ	G-KLASSE (W463)	G 55 AMG	04.1999 -	5439	KW 260 / PS 354	8
MERCEDES-BENZ	G-KLASSE (W463)	G 55 AMG	06.2004 -	5439	KW 350 / PS 476	8
MERCEDES-BENZ	G-KLASSE Geländewagen offen	320 GE	09.1994 - 11.1997	3199	KW 155 / PS 211	6
MERCEDES-BENZ	G-KLASSE Geländewagen offen	320 GE	09.1994 - 11.1997	3199	KW 155 / PS 211	6
MERCEDES-BENZ	G-KLASSE Geländewagen offen	G 500	04.1998 -	4966	KW 218 / PS 296	8
MERCEDES-BENZ	GLK-KLASSE (X204)	350 4-matic	06.2008 -	3498	KW 225 / PS 306	6
MERCEDES-BENZ	KOMBI Kombi (S123)	200 T	11.1980 - 11.1985	1997	KW 74 / PS 101	4
MERCEDES-BENZ	KOMBI Kombi (S123)	200 T	11.1980 - 11.1985	1997	KW 80 / PS 109	4
MERCEDES-BENZ	KOMBI Kombi (S123)	230 TE	04.1980 - 11.1985	2299	KW 100 / PS 136	4
MERCEDES-BENZ	KOMBI Kombi (S123)	250 T	05.1978 - 10.1979	2525	KW 95 / PS 129	6
MERCEDES-BENZ	KOMBI Kombi (S123)	250 T	05.1978 - 08.1982	2525	KW 103 / PS 140	6
MERCEDES-BENZ	KOMBI Kombi (S123)	280 TE	09.1977 - 11.1985	2746	KW 136 / PS 185	6
MERCEDES-BENZ	KOMBI Kombi (S124)	200 E	11.1992 - 05.1993	1997	KW 77 / PS 105	4
MERCEDES-BENZ	KOMBI Kombi (S124)	200 T	01.1986 - 05.1990	1996	KW 77 / PS 105	4
MERCEDES-BENZ	KOMBI Kombi (S124)	200 T	09.1985 - 08.1989	1996	KW 80 / PS 109	4
MERCEDES-BENZ	KOMBI Kombi (S124)	200 TE	09.1988 - 08.1992	1996	KW 87 / PS 118	4
MERCEDES-BENZ	KOMBI Kombi (S124)	200 TE	09.1988 - 12.1989	1996	KW 90 / PS 122	4
MERCEDES-BENZ	KOMBI Kombi (S124)	200 TE	10.1992 - 06.1993	1998	KW 100 / PS 136	4
MERCEDES-BENZ	KOMBI Kombi (S124)	220 TE	10.1992 - 05.1993	2199	KW 110 / PS 150	4
MERCEDES-BENZ	KOMBI Kombi (S124)	230 TE	06.1989 - 08.1992	2298	KW 97 / PS 132	4
MERCEDES-BENZ	KOMBI Kombi (S124)	230 TE	09.1985 - 08.1992	2298	KW 100 / PS 136	4
MERCEDES-BENZ	KOMBI Kombi (S124)	230 TE	09.1985 - 08.1992	2298	KW 97 / PS 132	4
MERCEDES-BENZ	KOMBI Kombi (S124)	260 TE FGST.	09.1989 - 08.1992	2597	KW 118 / PS 160	6
MERCEDES-BENZ	KOMBI Kombi (S124)	260 TE FGST.	09.1985 - 12.1989	2597	KW 122 / PS 166	6
MERCEDES-BENZ	KOMBI Kombi (S124)	280 TE	10.1992 - 06.1993	2799	KW 145 / PS 197	6
MERCEDES-BENZ	KOMBI Kombi (S124)	280 TE	10.1992 - 06.1993	2799	KW 145 / PS 197	6
MERCEDES-BENZ	KOMBI Kombi (S124)	300 TE	01.1986 - 08.1992	2960	KW 132 / PS 180	6
MERCEDES-BENZ	KOMBI Kombi (S124)	300 TE	01.1986 - 12.1989	2960	KW 138 / PS 188	6
MERCEDES-BENZ	KOMBI Kombi (S124)	300 TE 4-matic	09.1986 - 06.1993	2960	KW 132 / PS 180	6
MERCEDES-BENZ	KOMBI Kombi (S124)	300 TE 4-matic	09.1986 - 12.1989	2960	KW 138 / PS 188	6
MERCEDES-BENZ	KOMBI Kombi (S124)	320 TE	10.1992 - 06.1993	3199	KW 162 / PS 220	6
MERCEDES-BENZ	KOMBI Kombi (S124)	320 TE	10.1992 - 06.1993	3199	KW 162 / PS 220	6
MERCEDES-BENZ	M-CLASS (166)	ML 350 4-matic	06.2011 -	3498	KW 225 / PS 306	6
MERCEDES-BENZ	M-KLASSE (W163)	ML 230	02.1998 - 06.2005	2295	KW 110 / PS 150	4
MERCEDES-BENZ	M-KLASSE (W163)	ML 230	02.1998 - 06.2005	2295	KW 110 / PS 150	4
MERCEDES-BENZ	M-KLASSE (W163)	ML 350	08.2002 - 06.2005	3724	KW 180 / PS 245	6
MERCEDES-BENZ	M-KLASSE (W163)	ML 350	02.2003 - 06.2005	3724	KW 173 / PS 235	6
MERCEDES-BENZ	M-KLASSE (W163)	ML 430	02.1998 - 06.2005	4266	KW 200 / PS 272	8
MERCEDES-BENZ	M-KLASSE (W163)	ML 500	09.2001 - 06.2005	4966	KW 215 / PS 292	8
MERCEDES-BENZ	M-KLASSE (W163)	ML 55 AMG	02.2000 - 06.2005	5439	KW 255 / PS 347	8
MERCEDES-BENZ	M-KLASSE (W164)	ML 500 4-matic	07.2005 -	4966	KW 225 / PS 306	8
MERCEDES-BENZ	R-KLASSE (W251, V251)	R 350 4-matic	01.2006 -	3498	KW 225 / PS 306	6
MERCEDES-BENZ	R-KLASSE (W251, V251)	R 500 4-matic	01.2006 -	4966	KW 225 / PS 306	8
MERCEDES-BENZ	S-KLASSE (W126)	260 SE	09.1985 - 06.1991	2597	KW 118 / PS 160	6
MERCEDES-BENZ	S-KLASSE (W126)	260 SE	09.1985 - 06.1991	2597	KW 122 / PS 166	6
MERCEDES-BENZ	S-KLASSE (W126)	280 S	12.1979 - 07.1985	2746	KW 115 / PS 156	6
MERCEDES-BENZ	S-KLASSE (W126)	280 SE,SEL	10.1979 - 07.1985	2746	KW 136 / PS 185	6
MERCEDES-BENZ	S-KLASSE (W126)	300 SE,SEL	09.1985 - 12.1989	2960	KW 138 / PS 188	6
MERCEDES-BENZ	S-KLASSE (W126)	380 SE,SEL	12.1979 - 08.1985	3839	KW 150 / PS 204	8
MERCEDES-BENZ	S-KLASSE (W126)	500 SE,SEL	12.1979 - 08.1985	4973	KW 170 / PS 231	8
MERCEDES-BENZ	S-KLASSE (W126)	500 SE,SEL	12.1979 - 08.1985	4973	KW 177 / PS 241	8
MERCEDES-BENZ	S-KLASSE (W140)	300 SE 2.8	01.1993 - 10.1998	2799	KW 145 / PS 197	6
MERCEDES-BENZ	S-KLASSE (W140)	300 SE 2.8	01.1993 - 10.1998	2799	KW 145 / PS 197	6
MERCEDES-BENZ	S-KLASSE (W140)	300 SE,SEL/S320	03.1991 - 10.1998	3199	KW 170 / PS 231	6
MERCEDES-BENZ	S-KLASSE (W140)	300 SE,SEL/S320	03.1991 - 10.1998	3199	KW 170 / PS 231	6
MERCEDES-BENZ	S-KLASSE (W140)	300 SE,SEL/S320	03.1991 - 10.1998	3199	KW 170 / PS 231	6
MERCEDES-BENZ	S-KLASSE (W140)	400 SE,SEL/S420	02.1991 - 10.1998	4196	KW 210 / PS 286	8
MERCEDES-BENZ	S-KLASSE (W140)	400 SE,SEL/S420	02.1991 - 10.1998	4196	KW 210 / PS 286	8
MERCEDES-BENZ	S-KLASSE (W140)	500 SE,SEL	02.1991 - 10.1998	4973	KW 240 / PS 326	8
MERCEDES-BENZ	S-KLASSE (W140)	500 SE,SEL	02.1991 - 10.1998	4973	KW 240 / PS 326	8
MERCEDES-BENZ	S-KLASSE (W140)	600 SE,SEL	04.1991 - 12.1992	5987	KW 300 / PS 408	12
MERCEDES-BENZ	S-KLASSE (W140)	S 280	02.1993 - 10.1998	2799	KW 142 / PS 193	6
MERCEDES-BENZ	S-KLASSE (W140)	S 280	02.1993 - 10.1998	2799	KW 142 / PS 193	6
MERCEDES-BENZ	S-KLASSE (W140)	S 420	01.1993 - 10.1998	4196	KW 205 / PS 279	8
MERCEDES-BENZ	S-KLASSE (W140)	S 500	01.1993 - 10.1998	4973	KW 235 / PS 320	8
MERCEDES-BENZ	S-KLASSE (W140)	S 500	01.1993 - 10.1998	4973	KW 235 / PS 320	8


Engine code



M 113.962	138709	
M 113.982	138709	
M 113.993	138709	
M 104.996	133813	
M 104.996	133814	
M 113.962	138709	
M 276.957		133058
M 102.939		138019
M 102.920		138019
M 102.980		138019
M 123.921		138019
M 123.921		138019
M 110.988		138019
M 102.922		138019
M 102.922		138019
M 102.922		138019
M 102.963		138019
M 102.962		138019
M 111.940	138711	
M 111.960	138711	
M 102.982		138019
M 102.982		138019
M 102.982		138019
M 103.940	138716	
M 103.940	138716	
M 104.942	133813	
M 104.942	133814	
M 103.983	138716	
M 103.983	138716	
M 103.985	138716	
M 103.983	138716	
M 104.992	133813	
M 104.992	133814	
M 276.955		133058
M 111.977	133813	
M 111.977	133814	
M 112.970	138709	
M 112.970	138709	
M 113.942	138709	
M 113.964; M 113.965	138709	
M 113.981	138709	
M 113.964	138709	
M 276.958		133058
M 113.971	138709	
M 103.941	138716	
M 103.941	138716	
M 110.924; M 110.926		138019
M 110.987; M 110.989		138019
M 103.981	138716	
M 116.963		138019
M 117.961; M 117.963		138019
M 117.961; M 117.963		138019
M 104.944	133813	
M 104.944	133814	
M 104.990; M 104.994	133813	
M 104.990; M 104.994	133814	
M 104.990; M 104.994	138715	
M 119.971	138715	
M 119.971	138716	
M 119.970	138715	
M 119.970	138716	
M 120.980; M 120.982	138715	
M 104.944	133813	
M 104.944	133814	
M 119.971	138716	
M 119.970; M 119.980	138715	
M 119.970; M 119.980	138716	

Anwendungsliste

Application List

	Model	Type	Model year	ccm	Output	Cylinder
MERCEDES-BENZ	S-KLASSE (W140)	S 600	01.1993 - 10.1998	5987	KW 290 / PS 394	12
MERCEDES-BENZ	S-KLASSE (W220)	S 280	10.1998 - 08.2005	2799	KW 150 / PS 204	6
MERCEDES-BENZ	S-KLASSE (W220)	S 350	09.2002 - 08.2005	3724	KW 180 / PS 245	6
MERCEDES-BENZ	S-KLASSE (W220)	S 350 4-matic	06.2003 - 08.2005	3724	KW 180 / PS 245	6
MERCEDES-BENZ	S-KLASSE (W220)	S 430 4-matic	09.2002 - 08.2005	4266	KW 205 / PS 279	8
MERCEDES-BENZ	S-KLASSE (W220)	S 500 4-matic	09.2002 - 08.2005	4966	KW 225 / PS 306	8
MERCEDES-BENZ	S-KLASSE (W220)	S 55 AMG	04.1999 - 08.2005	5439	KW 265 / PS 360	8
MERCEDES-BENZ	S-KLASSE (W220)	S 55 AMG Kompressor	06.2002 - 08.2005	5439	KW 368 / PS 500	8
MERCEDES-BENZ	S-KLASSE (W221)	S 350 CGI	04.2011 -	3498	KW 225 / PS 306	6
MERCEDES-BENZ	S-KLASSE (W221)	S 350 CGI 4-matic	04.2011 -	3498	KW 225 / PS 306	6
MERCEDES-BENZ	S-KLASSE Coupe (C126)	380 SEC	10.1981 - 07.1985	3839	KW 150 / PS 204	8
MERCEDES-BENZ	S-KLASSE Coupe (C126)	500 SEC	10.1981 - 08.1985	4973	KW 170 / PS 231	8
MERCEDES-BENZ	S-KLASSE Coupe (C140)	SEC/CL 420	10.1994 - 02.1999	4196	KW 205 / PS 279	8
MERCEDES-BENZ	S-KLASSE Coupe (C140)	SEC/CL 500	10.1992 - 02.1999	4973	KW 235 / PS 320	8
MERCEDES-BENZ	S-KLASSE Coupe (C140)	SEC/CL 600	09.1992 - 02.1999	5987	KW 290 / PS 394	12
MERCEDES-BENZ	S-KLASSE Coupe (C215)	CL 500	03.1999 - 03.2006	4966	KW 225 / PS 306	8
MERCEDES-BENZ	S-KLASSE Coupe (C215)	CL 55 AMG	10.1999 - 03.2006	5439	KW 265 / PS 360	8
MERCEDES-BENZ	S-KLASSE Coupe (C215)	CL 55 AMG Kompressor	06.2002 - 03.2006	5439	KW 368 / PS 500	8
MERCEDES-BENZ	SL (R107)	280 SL	06.1976 - 09.1981	2746	KW 130 / PS 177	6
MERCEDES-BENZ	SL (R107)	420 SL	01.1986 - 08.1989	4196	KW 150 / PS 204	8
MERCEDES-BENZ	SL (R107)	420 SL	01.1986 - 08.1989	4196	KW 160 / PS 218	8
MERCEDES-BENZ	SL (R107)	500 SL	01.1986 - 08.1989	4973	KW 164 / PS 223	8
MERCEDES-BENZ	SL (R107)	500 SL	05.1980 - 12.1985	4973	KW 170 / PS 231	8
MERCEDES-BENZ	SL (R107)	500 SL	05.1980 - 12.1981	4973	KW 177 / PS 241	8
MERCEDES-BENZ	SL (R107)	500 SL	01.1986 - 08.1989	4973	KW 180 / PS 245	8
MERCEDES-BENZ	SL (R129)	280	08.1993 - 10.2001	2799	KW 142 / PS 193	6
MERCEDES-BENZ	SL (R129)	280	08.1993 - 10.2001	2799	KW 142 / PS 193	6
MERCEDES-BENZ	SL (R129)	320	09.1993 - 10.2001	3199	KW 170 / PS 231	6
MERCEDES-BENZ	SL (R129)	320	09.1993 - 10.2001	3199	KW 170 / PS 231	6
MERCEDES-BENZ	SL (R129)	500	09.1992 - 10.2001	4973	KW 235 / PS 320	8
MERCEDES-BENZ	SL (R129)	600	07.1992 - 10.2001	5987	KW 290 / PS 394	12
MERCEDES-BENZ	SL (R129)	300 SL-24	03.1989 - 07.1993	2960	KW 170 / PS 231	6
MERCEDES-BENZ	SL (R129)	500 SL	09.1989 - 08.1992	4973	KW 240 / PS 326	8
MERCEDES-BENZ	SL (R230)	350	03.2003 - 01.2012	3724	KW 180 / PS 245	6
MERCEDES-BENZ	SL (R230)	500	10.2001 - 01.2012	4966	KW 225 / PS 306	8
MERCEDES-BENZ	SL (R230)	55 AMG	10.2001 - 06.2002	5439	KW 350 / PS 476	8
MERCEDES-BENZ	SL (R230)	55 AMG Kompressor	06.2002 - 01.2012	5439	KW 368 / PS 500	8
MERCEDES-BENZ	SL (R231)	350	02.2012 -	3498	KW 225 / PS 306	6
MERCEDES-BENZ	SL Coupe (C107)	280 SLC	06.1976 - 09.1981	2746	KW 130 / PS 177	6
MERCEDES-BENZ	SLK (R170)	200	09.1996 - 03.2000	1998	KW 100 / PS 136	4
MERCEDES-BENZ	SLK (R170)	200	09.1996 - 03.2000	1998	KW 100 / PS 136	4
MERCEDES-BENZ	SLK (R170)	320	03.2000 - 04.2004	3199	KW 160 / PS 218	6
MERCEDES-BENZ	SLK (R170)	200 Kompressor	10.1996 - 03.2000	1998	KW 141 / PS 192	4
MERCEDES-BENZ	SLK (R170)	200 Kompressor	10.1996 - 03.2000	1998	KW 141 / PS 192	4
MERCEDES-BENZ	SLK (R170)	200 Kompressor	03.2000 - 04.2004	1998	KW 120 / PS 163	4
MERCEDES-BENZ	SLK (R170)	230 Kompressor	09.1996 - 03.2000	2295	KW 142 / PS 193	4
MERCEDES-BENZ	SLK (R170)	230 Kompressor	09.1996 - 03.2000	2295	KW 142 / PS 193	4
MERCEDES-BENZ	SLK (R170)	230 Kompressor	03.2000 - 04.2004	2295	KW 145 / PS 197	4
MERCEDES-BENZ	SLK (R170)	32 AMG Kompressor	03.2001 - 04.2004	3199	KW 260 / PS 354	6
MERCEDES-BENZ	SLK (R171)	55 AMG	06.2004 - 02.2011	5439	KW 265 / PS 360	8
MERCEDES-BENZ	SLK (R172)	350	02.2011 -	3498	KW 225 / PS 306	6
MERCEDES-BENZ	SLK (R172)	55 AMG	01.2012 -	5461	KW 310 / PS 422	8
MERCEDES-BENZ	SLR (R199)	5.4	04.2004 -	5439	KW 460 / PS 626	8
MERCEDES-BENZ	SPRINTER 2-t Bus (901, 902)	214	02.1995 - 05.2006	2295	KW 105 / PS 143	4
MERCEDES-BENZ	SPRINTER 2-t Bus (901, 902)	214	02.1995 - 05.2006	2295	KW 105 / PS 143	4
MERCEDES-BENZ	SPRINTER 2-t Kasten (901, 902)	214	02.1995 - 05.2006	2295	KW 105 / PS 143	4
MERCEDES-BENZ	SPRINTER 2-t Kasten (901, 902)	214	02.1995 - 05.2006	2295	KW 105 / PS 143	4
MERCEDES-BENZ	SPRINTER 2-t Pritsche/Fahrgestell	214	02.1995 - 05.2006	2295	KW 105 / PS 143	4
MERCEDES-BENZ	SPRINTER 2-t Pritsche/Fahrgestell	214	02.1995 - 05.2006	2295	KW 105 / PS 143	4
MERCEDES-BENZ	SPRINTER 3-t Bus (903)	314	02.1995 - 05.2006	2295	KW 105 / PS 143	4
MERCEDES-BENZ	SPRINTER 3-t Bus (903)	314	02.1995 - 05.2006	2295	KW 105 / PS 143	4
MERCEDES-BENZ	SPRINTER 3-t Bus (903)	314 4x4	08.2002 - 05.2006	2295	KW 105 / PS 143	4
MERCEDES-BENZ	SPRINTER 3-t Bus (903)	314 4x4	08.2002 - 05.2006	2295	KW 105 / PS 143	4
MERCEDES-BENZ	SPRINTER 3-t Kasten (903)	314	02.1995 - 05.2006	2295	KW 105 / PS 143	4
MERCEDES-BENZ	SPRINTER 3-t Kasten (903)	314	02.1995 - 05.2006	2295	KW 105 / PS 143	4
MERCEDES-BENZ	SPRINTER 3-t Kasten (903)	314 4x4	08.2002 - 05.2006	2295	KW 105 / PS 143	4
MERCEDES-BENZ	SPRINTER 3-t Kasten (903)	314 4x4	08.2002 - 05.2006	2295	KW 105 / PS 143	4

Engine code



M 120.980; M 120.982	138715	
M 112.922	138709	
M 112.972	138709	
M 112.975	138709	
M 113.948	138709	
M 113.966	138709	
M 113.986	138709	
M 113.991	138709	
M 276.950		133058
M 276.950		133058
M 116.963		138019
M 117.963		138019
M 119.971; M 119.981	138715	
M 119.970	138715	
M 120.980; M 120.982	138715	
M 113.960	138709	
M 113.986	138709	
M 113.991	138709	
M 110.982; M 110.986; M 110.990		138019
M 116.964	138715	
M 116.964	138715	
M 117.964	138715	
M 117.960		138019
M 117.960		138019
M 117.960; M 117.964	138715	
M 104.943	133813	
M 104.943	133814	
M 104.991	133813	
M 104.991	133814	
M 119.972; M 119.982	138715	
M 120.981; M 120.983	138715	
M 104.981	138715	
M 119.960; M 119.972	138716	
M 112.973	138709	
M 113.963	138709	
M 113.992	138709	
M 113.992	138709	
M 276.958		133058
M 110.982; M 110.986; M 110.990		138019
M 111.946	133813	
M 111.946	133814	
M 112.947	138709	
M 111.943	133813	
M 111.943	133814	
M 111.958	133833	
M 111.973	133813	
M 111.973	133814	
M 111.983	133833	
M 112.960	138709	
M 113.989	138709	
M 276.956		133058
M 152.980		133058
M 155.980	138709	
M 111.979	133813	
M 111.979	133814	
M 111.979; M 111.984	133813	
M 111.979; M 111.984	133814	
M 111.979	133813	
M 111.979	133814	
M 111.984	133813	
M 111.984	133814	
M 111.984	133813	
M 111.984	133814	
M 111.979; M 111.984	133813	
M 111.979; M 111.984	133814	
M 111.984	133813	
M 111.984	133814	

Anwendungsliste

Application List



	Model	Type	Model year	ccm	Output	Cylinder
MERCEDES-BENZ	SPRINTER 3-t Pritsche/Fahrgestell	314	02.1995 - 05.2006	2295	KW 105 / PS 143	4
MERCEDES-BENZ	SPRINTER 3-t Pritsche/Fahrgestell	314	02.1995 - 05.2006	2295	KW 105 / PS 143	4
MERCEDES-BENZ	SPRINTER 3-t Pritsche/Fahrgestell	314 4x4	08.2002 - 05.2006	2295	KW 105 / PS 143	4
MERCEDES-BENZ	SPRINTER 3-t Pritsche/Fahrgestell	314 4x4	08.2002 - 05.2006	2295	KW 105 / PS 143	4
MERCEDES-BENZ	SPRINTER 4-t Bus (904)	414	02.1996 - 05.2006	2295	KW 105 / PS 143	4
MERCEDES-BENZ	SPRINTER 4-t Bus (904)	414	02.1996 - 05.2006	2295	KW 105 / PS 143	4
MERCEDES-BENZ	SPRINTER 4-t Kasten (904)	414	02.1996 - 05.2006	2295	KW 105 / PS 143	4
MERCEDES-BENZ	SPRINTER 4-t Kasten (904)	414	02.1996 - 05.2006	2295	KW 105 / PS 143	4
MERCEDES-BENZ	SPRINTER 4-t Kasten (904)	414 4x4	05.1997 - 05.2006	2295	KW 105 / PS 143	4
MERCEDES-BENZ	SPRINTER 4-t Kasten (904)	414 4x4	05.1997 - 05.2006	2295	KW 105 / PS 143	4
MERCEDES-BENZ	SPRINTER 4-t Pritsche/Fahrgestell	414	02.1996 - 05.2006	2295	KW 105 / PS 143	4
MERCEDES-BENZ	SPRINTER 4-t Pritsche/Fahrgestell	414	02.1996 - 05.2006	2295	KW 105 / PS 143	4
MERCEDES-BENZ	SPRINTER 4-t Pritsche/Fahrgestell	414 4x4	05.1997 - 05.2006	2295	KW 105 / PS 143	4
MERCEDES-BENZ	SPRINTER 4-t Pritsche/Fahrgestell	414 4x4	05.1997 - 05.2006	2295	KW 105 / PS 143	4
MERCEDES-BENZ	Stufenheck (W123)	200	06.1980 - 11.1985	1996	KW 74 / PS 101	4
MERCEDES-BENZ	Stufenheck (W123)	200	06.1980 - 11.1985	1996	KW 80 / PS 109	4
MERCEDES-BENZ	Stufenheck (W123)	250	10.1979 - 07.1985	2525	KW 103 / PS 140	6
MERCEDES-BENZ	Stufenheck (W123)	250	02.1976 - 10.1979	2525	KW 95 / PS 129	6
MERCEDES-BENZ	Stufenheck (W123)	230 E	04.1980 - 12.1985	2299	KW 100 / PS 136	4
MERCEDES-BENZ	Stufenheck (W123)	280 E	08.1976 - 08.1981	2746	KW 130 / PS 177	6
MERCEDES-BENZ	Stufenheck (W123)	280 E	02.1976 - 11.1985	2746	KW 136 / PS 185	6
MERCEDES-BENZ	Stufenheck (W124)	200	01.1986 - 05.1990	1996	KW 75 / PS 102	4
MERCEDES-BENZ	Stufenheck (W124)	200	12.1985 - 05.1990	1996	KW 80 / PS 109	4
MERCEDES-BENZ	Stufenheck (W124)	200	01.1986 - 05.1990	1996	KW 77 / PS 105	4
MERCEDES-BENZ	Stufenheck (W124)	200 E	09.1988 - 08.1992	1996	KW 87 / PS 118	4
MERCEDES-BENZ	Stufenheck (W124)	200 E	09.1988 - 12.1989	1996	KW 90 / PS 122	4
MERCEDES-BENZ	Stufenheck (W124)	200 E	10.1992 - 06.1993	1998	KW 100 / PS 136	4
MERCEDES-BENZ	Stufenheck (W124)	200 E	11.1992 - 05.1993	1997	KW 77 / PS 105	4
MERCEDES-BENZ	Stufenheck (W124)	220 E	10.1992 - 06.1993	2199	KW 110 / PS 150	4
MERCEDES-BENZ	Stufenheck (W124)	230 E	12.1984 - 03.1992	2298	KW 97 / PS 132	4
MERCEDES-BENZ	Stufenheck (W124)	230 E	01.1985 - 06.1993	2298	KW 100 / PS 136	4
MERCEDES-BENZ	Stufenheck (W124)	230 E	06.1989 - 06.1993	2298	KW 97 / PS 132	4
MERCEDES-BENZ	Stufenheck (W124)	260 E	09.1985 - 08.1992	2597	KW 118 / PS 160	6
MERCEDES-BENZ	Stufenheck (W124)	260 E	09.1985 - 12.1989	2597	KW 122 / PS 166	6
MERCEDES-BENZ	Stufenheck (W124)	260 E 4-matic	09.1986 - 08.1992	2597	KW 118 / PS 160	6
MERCEDES-BENZ	Stufenheck (W124)	260 E 4-matic	12.1986 - 12.1989	2597	KW 122 / PS 166	6
MERCEDES-BENZ	Stufenheck (W124)	280 E	10.1992 - 06.1993	2799	KW 145 / PS 197	6
MERCEDES-BENZ	Stufenheck (W124)	280 E	10.1992 - 06.1993	2799	KW 145 / PS 197	6
MERCEDES-BENZ	Stufenheck (W124)	300 E	01.1985 - 12.1985	2960	KW 138 / PS 188	6
MERCEDES-BENZ	Stufenheck (W124)	300 E	08.1985 - 08.1992	2960	KW 132 / PS 180	6
MERCEDES-BENZ	Stufenheck (W124)	300 E	06.1985 - 08.1992	2960	KW 138 / PS 188	6
MERCEDES-BENZ	Stufenheck (W124)	300 E 4-matic	09.1986 - 06.1993	2960	KW 132 / PS 180	6
MERCEDES-BENZ	Stufenheck (W124)	300 E 4-matic	09.1986 - 02.1992	2960	KW 138 / PS 188	6
MERCEDES-BENZ	Stufenheck (W124)	320 E	10.1992 - 06.1993	3199	KW 162 / PS 220	6
MERCEDES-BENZ	Stufenheck (W124)	320 E	10.1992 - 06.1993	3199	KW 162 / PS 220	6
MERCEDES-BENZ	Stufenheck (W124)	400 E 4.2	10.1992 - 06.1993	4196	KW 205 / PS 279	8
MERCEDES-BENZ	Stufenheck (W124)	500 E	01.1991 - 06.1993	4973	KW 240 / PS 326	8
MERCEDES-BENZ	Stufenheck (W124)	500 E	01.1991 - 06.1993	4973	KW 240 / PS 326	8
MERCEDES-BENZ	Stufenheck (W124)	500 E AMG 6.0	01.1992 - 06.1993	5956	KW 275 / PS 374	8
MERCEDES-BENZ	Stufenheck (W124)	500 E AMG 6.0	01.1992 - 06.1993	5956	KW 275 / PS 374	8
MERCEDES-BENZ	T1 Bus (601)	210 2.3	07.1982 - 01.1990	2298	KW 70 / PS 95	4
MERCEDES-BENZ	T1 Bus (601)	210 2.3	05.1989 - 02.1996	2298	KW 77 / PS 105	4
MERCEDES-BENZ	T1 Kasten (601)	210 2.3	05.1989 - 02.1996	2298	KW 77 / PS 105	4
MERCEDES-BENZ	T1 Kasten (601)	210 2.3	07.1982 - 02.1996	2298	KW 70 / PS 95	4
MERCEDES-BENZ	T1 Pritsche/Fahrgestell (601)	210 2.3	04.1977 - 10.1989	2298	KW 70 / PS 95	4
MERCEDES-BENZ	VANEO (414)	1.6	02.2002 - 07.2005	1598	KW 75 / PS 102	4
MERCEDES-BENZ	VANEO (414)	1.6	02.2002 - 07.2005	1598	KW 60 / PS 82	4
MERCEDES-BENZ	VANEO (414)	1.9	02.2002 - 07.2005	1898	KW 92 / PS 125	4
MERCEDES-BENZ	VIANO (W639)	3,0	09.2003 -	3199	KW 140 / PS 190	6
MERCEDES-BENZ	VIANO (W639)	3.2	09.2003 -	3199	KW 160 / PS 218	6
MERCEDES-BENZ	VITO / MIXTO Kasten (W639)	119	09.2003 -	3199	KW 140 / PS 190	6
MERCEDES-BENZ	VITO / MIXTO Kasten (W639)	122	09.2003 -	3199	KW 160 / PS 218	6
MERCEDES-BENZ	VITO Bus (638)	113 2.0	02.1996 - 07.2003	1998	KW 95 / PS 129	4
MERCEDES-BENZ	VITO Bus (638)	113 2.0	02.1996 - 07.2003	1998	KW 95 / PS 129	4
MERCEDES-BENZ	VITO Bus (638)	114 2.3	12.1996 - 07.2003	2295	KW 105 / PS 143	4
MERCEDES-BENZ	VITO Bus (638)	114 2.3	12.1996 - 07.2003	2295	KW 105 / PS 143	4
MERCEDES-BENZ	VITO Bus (W639)	119	09.2003 -	3199	KW 140 / PS 190	6


Engine code



M 111.984	133813	
M 111.984	133814	
M 111.984	133813	
M 111.984	133814	
M 111.979	133813	
M 111.979	133814	
M 111.979	133813	
M 111.979	133814	
M 111.979	133813	
M 111.979	133814	
M 111.979	133813	
M 111.979	133814	
M 111.979	133813	
M 111.979	133814	
M 111.979	133813	
M 111.979	133814	
M 102.939		138019
M 102.920		138019
M 123.921		138019
M 123.921		138019
M 102.980		138019
M 110.988		138019
M 110.984; M 110.988		138019
M 102.922		138019
M 102.922		138019
M 102.922		138019
M 102.963		138019
M 102.963		138019
M 111.940	138711	
M 102.922		138019
M 111.960	138711	
M 102.982		138019
M 102.982		138019
M 102.982		138019
M 103.940	138716	
M 103.940	138716	
M 103.943	138716	
M 103.940	138716	
M 104.942	133813	
M 104.942	133814	
M 103.980	138716	
M 103.983	138716	
M 103.983	138716	
M 103.985	138716	
M 103.983	138716	
M 104.992	133813	
M 104.992	133814	
M 119.975	138715	
M 119.974	138715	
M 119.974	138716	
	138715	
	138716	
M 102.942		138019
M 102.945		138019
M 102.945		138019
M 102.942; M 102.946		138019
M 102.942		138019
M 166.961	133822	
M 166.961	133822	
M 166.991	133822	
M 112.951	138709	
M 112.951	138709	
M 112.951	138709	
M 112.951	138709	
M 111.948; M 111.950	133813	
M 111.948; M 111.950	133814	
M 111.978	133813	
M 111.978	133814	
M 112.951	138709	

Anwendungsliste

Application List

	Model	Type	Model year	ccm	Output	Cylinder
MERCEDES-BENZ	VITO Bus (W639)	122	09.2003 -	3199	KW 160 / PS 218	6
MERCEDES-BENZ	VITO Kasten (638)	113 2.0	03.1997 - 07.2003	1998	KW 95 / PS 129	4
MERCEDES-BENZ	VITO Kasten (638)	113 2.0	03.1997 - 07.2003	1998	KW 95 / PS 129	4
MERCEDES-BENZ	VITO Kasten (638)	114 2.3	03.1997 - 07.2003	2295	KW 105 / PS 143	4
MERCEDES-BENZ	VITO Kasten (638)	114 2.3	03.1997 - 07.2003	2295	KW 105 / PS 143	4
MERCEDES-BENZ	V-KLASSE (638/2)	V 200	02.1997 - 07.2003	1998	KW 95 / PS 129	4
MERCEDES-BENZ	V-KLASSE (638/2)	V 200	02.1997 - 07.2003	1998	KW 95 / PS 129	4
MERCEDES-BENZ	V-KLASSE (638/2)	V 230	10.1996 - 07.2003	2295	KW 105 / PS 143	4
MERCEDES-BENZ	V-KLASSE (638/2)	V 230	10.1996 - 07.2003	2295	KW 105 / PS 143	4
MERCEDES-BENZ	V-KLASSE (638/2)	V 280	08.1997 - 07.2003	2792	KW 128 / PS 174	6
MERCEDES-BENZ	V-KLASSE (638/2)	V 280	08.1997 - 07.2003	2792	KW 128 / PS 174	6
MERCURY	GRAND MARQUIS	4.6	01.1991 - 09.1999	4601	KW 157 / PS 213	8
MG	MG ZS	180	07.2001 - 04.2005	2497	KW 130 / PS 177	6
MG	MG ZS Hatchback	180	07.2001 - 10.2005	2497	KW 130 / PS 177	6
MG	MG ZT	160	06.2001 - 07.2005	2497	KW 118 / PS 160	6
MG	MG ZT	160	06.2001 - 07.2005	2497	KW 118 / PS 160	6
MG	MG ZT	180	01.2003 - 07.2005	2497	KW 130 / PS 177	6
MG	MG ZT	190	06.2001 - 07.2005	2497	KW 140 / PS 190	6
MG	MG ZT	190	06.2001 - 07.2005	2497	KW 140 / PS 190	6
MG	MG ZT	260	10.2003 - 07.2005	4601	KW 191 / PS 260	8
MG	MG ZT- T	160	10.2001 - 07.2005	2497	KW 118 / PS 160	6
MG	MG ZT- T	160	10.2001 - 07.2005	2497	KW 118 / PS 160	6
MG	MG ZT- T	180	01.2003 - 07.2005	2497	KW 130 / PS 177	6
MG	MG ZT- T	190	10.2001 - 07.2005	2497	KW 140 / PS 190	6
MG	MG ZT- T	190	10.2001 - 07.2005	2497	KW 140 / PS 190	6
MG	MG ZT- T	260	10.2003 - 07.2005	4601	KW 191 / PS 260	8
MG	MGF (RD)	1.8 i 16V	03.1995 - 03.2002	1796	KW 88 / PS 120	4
MG	MGF (RD)	1.8 i VVC	03.1995 - 03.2002	1796	KW 107 / PS 146	4
MINI	MINI (R50, R53)	1.4	04.2003 - 09.2006	1398	KW 55 / PS 75	4
MINI	MINI (R50, R53)	Cooper S	03.2002 - 09.2006	1598	KW 120 / PS 163	4
MINI	MINI (R50, R53)	Cooper S	07.2004 - 09.2006	1598	KW 125 / PS 170	4
MINI	MINI (R50, R53)	One	06.2001 - 09.2006	1598	KW 66 / PS 90	4
MINI	MINI (R50, R53)	S Works	11.2003 - 06.2005	1598	KW 147 / PS 200	4
MINI	MINI (R50, R53)	Works	11.2003 - 09.2006	1598	KW 155 / PS 210	4
MINI	MINI (R56)	Cooper	03.2010 -	1598	KW 85 / PS 115	4
MINI	MINI (R56)	Cooper	10.2006 -	1598	KW 88 / PS 120	4
MINI	MINI (R56)	Cooper	03.2010 -	1598	KW 90 / PS 122	4
MINI	MINI (R56)	One	03.2007 -	1397	KW 70 / PS 95	4
MINI	MINI (R56)	One	03.2009 -	1397	KW 55 / PS 75	4
MINI	MINI (R56)	One	03.2010 -	1598	KW 55 / PS 75	4
MINI	MINI (R56)	One	03.2010 -	1598	KW 72 / PS 98	4
MINI	MINI Cabriolet (R52)	Cooper	07.2004 - 11.2007	1598	KW 85 / PS 116	4
MINI	MINI Cabriolet (R52)	Cooper S	07.2004 - 11.2007	1598	KW 125 / PS 170	4
MINI	MINI Cabriolet (R52)	John Cooper Works	07.2004 - 11.2007	1598	KW 155 / PS 210	4
MINI	MINI Cabriolet (R52)	One	07.2004 - 11.2007	1598	KW 66 / PS 90	4
MINI	MINI Cabriolet (R57)	Cooper	03.2009 -	1598	KW 88 / PS 120	4
MINI	MINI Cabriolet (R57)	Cooper	03.2010 -	1598	KW 90 / PS 122	4
MINI	MINI Cabriolet (R57)	One	03.2010 -	1598	KW 72 / PS 98	4
MINI	MINI CLUBMAN (R55)	Cooper	03.2010 -	1598	KW 85 / PS 115	4
MINI	MINI CLUBMAN (R55)	Cooper	10.2007 -	1598	KW 88 / PS 120	4
MINI	MINI CLUBMAN (R55)	Cooper	03.2010 -	1598	KW 90 / PS 122	4
MINI	MINI CLUBMAN (R55)	One	03.2010 -	1598	KW 72 / PS 98	4
MINI	MINI CLUBMAN (R55)	One	03.2009 - 02.2010	1397	KW 70 / PS 95	4
MINI	MINI COUNTRYMAN (R60)	Cooper	06.2010 -	1598	KW 85 / PS 115	4
MINI	MINI COUNTRYMAN (R60)	Cooper	06.2010 -	1598	KW 90 / PS 122	4
MINI	MINI COUNTRYMAN (R60)	One	06.2010 -	1598	KW 72 / PS 98	4
MINI	MINI Coupe (R58)	Cooper	09.2011 -	1598	KW 90 / PS 122	4
MINI	MINI Coupe (R58)	Cooper	09.2011 -	1598	KW 85 / PS 115	4
MINI	MINI Roadster (R59)	Cooper	02.2012 -	1598	KW 90 / PS 122	4
MINI	MINI Roadster (R59)	Cooper	02.2012 -	1598	KW 85 / PS 115	4
MINI	MINI Roadster (R59)	Cooper	02.2012 -	1598	KW 85 / PS 115	4
MITSUBISHI	CARISMA (DA_)	1.8 16V	07.1995 - 06.2006	1834	KW 103 / PS 140	4
MITSUBISHI	COLT III (C5_A)	1.3	04.1988 - 05.1992	1299	KW 51 / PS 70	4
MITSUBISHI	COLT III (C5_A)	1.5	07.1990 - 05.1992	1468	KW 66 / PS 90	4
MITSUBISHI	COLT III (C5_A)	1.3 12V	04.1988 - 05.1992	1299	KW 55 / PS 75	4
MITSUBISHI	COLT III (C5_A)	1.3 GL	04.1988 - 12.1990	1299	KW 44 / PS 60	4
MITSUBISHI	COLT III (C5_A)	1.5 GLXi	04.1988 - 05.1992	1468	KW 62 / PS 84	4
MITSUBISHI	COLT III (C5_A)	1.6 GTi 16V	04.1988 - 05.1990	1596	KW 91 / PS 124	4

Engine code



M 112.951	138709	
M 111.948; M 111.950	133813	
M 111.948; M 111.950	133814	
M 111.978	133813	
M 111.978	133814	
M 111.948; M 111.950	133813	
M 111.948; M 111.950	133814	
M 111.978	133813	
M 111.978	133814	
M 104.900	138708	
M 104.900	138434	
	133893	
25 K4F	133804	
25 K4F	133804	
25 K4F	133802	
25 K4F	133804	
25 K4F	133802	
25 K4F	133802	
25 K4F	133804	
99W	133893	
25 K4F	133802	
25 K4F	133804	
25 K4F	133802	
25 K4F	133802	
25 K4F	133804	
99W	133893	
18 K4F	138877	
18 K4K	133838	
	138820	
W11B16A	138820	
W11B16A	138820	
W10B16A	138820	
W11B16A	138820	
W11B16A	138820	
N12B16A; N16 B16 A	133875	
N12B16A	133875	
N16 B16 A	133875	
N12B14A	133875	
N12B14A	133875	
N16 B16 A	133875	
N16 B16 A	133875	
W10B16A	138820	
W11B16A	138820	
W11B16A	138820	
W10B16A	138820	
N12B16A	133875	
N16 B16 A	133875	
N16 B16 A	133875	
N16 B16 A	133875	
N12B16A; N16 B16 A	133875	
N16 B16 A	133875	
N16 B16 A	133875	
N12B14A	133875	
N16 B16 A	133875	
N16 B16 A	133875	
N16 B16 A	133875	
N16 B16 A	133875	
N16 B16 A	133875	
N16 B16 A	133875	
N16 B16 A	133875	
N16 B16 A	133875	
4G93	138844	
4G13 (8V)		138472
4G15 (12V)		138472
4G13 (12V)		138472
4G13 (8V)		138472
4G15		138472
4G61		138472

Anwendungsliste

Application List



	Model	Type	Model year	ccm	Output	Cylinder
MITSUBISHI	COLT III (C5_A)	1.8 GTi 16V	06.1990 - 05.1992	1836	KW 100 / PS 136	4
MITSUBISHI	COLT IV (CA_A)	1.6	02.1994 - 04.1996	1597	KW 66 / PS 90	4
MITSUBISHI	COLT IV (CA_A)	1.3 GLi 12V	04.1992 - 04.1996	1299	KW 55 / PS 75	4
MITSUBISHI	COLT IV (CA_A)	1.6 GLXi 16V	04.1992 - 04.1996	1597	KW 83 / PS 113	4
MITSUBISHI	COLT IV (CA_A)	1.8 GTi 16V	04.1992 - 04.1996	1834	KW 103 / PS 140	4
MITSUBISHI	COLT V (CJ_, CP_)	1500	11.1995 - 09.2003	1468	KW 69 / PS 94	4
MITSUBISHI	COLT V (CJ_, CP_)	1300 GL, GLX	05.1996 - 09.2000	1299	KW 55 / PS 75	4
MITSUBISHI	COLT V (CJ_, CP_)	1600 GLX	05.1996 - 09.2000	1597	KW 66 / PS 90	4
MITSUBISHI	CORDIA (A21_A, AB)	1.6 GLS	10.1982 - 12.1986	1597	KW 55 / PS 75	4
MITSUBISHI	CORDIA (A21_A, AB)	1.6 Turbo	10.1982 - 05.1985	1597	KW 84 / PS 114	4
MITSUBISHI	CORDIA (A21_A, AB)	1.6 Turbo	07.1983 - 05.1985	1597	KW 85 / PS 116	4
MITSUBISHI	GALANT III (E1_A)	2.4 GLS	07.1985 - 04.1990	2351	KW 82 / PS 112	4
MITSUBISHI	GALANT IV (E3_A)	1.8	11.1988 - 10.1992	1755	KW 66 / PS 90	4
MITSUBISHI	GALANT IV (E3_A)	2.0	04.1989 - 10.1992	1997	KW 80 / PS 109	4
MITSUBISHI	GALANT IV (E3_A)	2.0 4WD	04.1989 - 10.1992	1997	KW 80 / PS 109	4
MITSUBISHI	GALANT IV (E3_A)	2.0 GTI 16V	11.1988 - 10.1992	1997	KW 106 / PS 144	4
MITSUBISHI	GALANT IV (E3_A)	2.0 GTI 16V	11.1988 - 10.1992	1997	KW 107 / PS 146	4
MITSUBISHI	GALANT IV (E3_A)	2.0 GTI 16V 4x4	07.1989 - 12.1992	1997	KW 106 / PS 144	4
MITSUBISHI	GALANT IV Stufenheck (E3_A)	1.8	11.1987 - 08.1990	1755	KW 63 / PS 86	4
MITSUBISHI	GALANT IV Stufenheck (E3_A)	1.8	11.1987 - 10.1992	1755	KW 66 / PS 90	4
MITSUBISHI	GALANT IV Stufenheck (E3_A)	2.0	11.1987 - 10.1992	1997	KW 80 / PS 109	4
MITSUBISHI	GALANT IV Stufenheck (E3_A)	2.0 4WD	12.1988 - 10.1992	1997	KW 80 / PS 109	4
MITSUBISHI	GALANT IV Stufenheck (E3_A)	2.0 GTi 16V	11.1987 - 10.1992	1997	KW 106 / PS 144	4
MITSUBISHI	GALANT IV Stufenheck (E3_A)	2.0 GTi 16V 4WD	06.1988 - 10.1992	1997	KW 106 / PS 144	4
MITSUBISHI	GALANT IV Stufenheck (E3_A)	2.0 GTI 16V 4WD	09.1991 - 10.1992	1997	KW 110 / PS 150	4
MITSUBISHI	GALANT V (E5_A, E7_A, E8_A)	1.8	02.1994 - 08.1996	1834	KW 85 / PS 116	4
MITSUBISHI	GALANT V (E5_A, E7_A, E8_A)	1.8 GLSI	11.1992 - 08.1996	1834	KW 93 / PS 126	4
MITSUBISHI	GALANT V (E5_A, E7_A, E8_A)	2.0 GLSI	11.1992 - 08.1996	1997	KW 101 / PS 137	4
MITSUBISHI	GALANT V (E5_A, E7_A, E8_A)	2.0 GLSI 4WD	11.1992 - 08.1996	1997	KW 101 / PS 137	4
MITSUBISHI	GALANT V (E5_A, E7_A, E8_A)	2.0 V6-24	11.1992 - 08.1996	1999	KW 110 / PS 150	6
MITSUBISHI	GALANT V (E5_A, E7_A, E8_A)	2.5 V6-24 4WD	11.1992 - 08.1996	2497	KW 125 / PS 170	6
MITSUBISHI	GALANT V Stufenheck	1.8	02.1994 - 08.1996	1834	KW 85 / PS 116	4
MITSUBISHI	GALANT V Stufenheck	1.8 GLSI	11.1992 - 08.1996	1834	KW 93 / PS 126	4
MITSUBISHI	GALANT V Stufenheck	2.0 GLSI	11.1992 - 08.1996	1997	KW 101 / PS 137	4
MITSUBISHI	GALANT V Stufenheck	2.0 GLSI 4WD	11.1992 - 08.1996	1997	KW 101 / PS 137	4
MITSUBISHI	GALANT V Stufenheck	2.0 V6-24	11.1992 - 08.1996	1999	KW 110 / PS 150	6
MITSUBISHI	GALANT V Stufenheck	2.5 V6-24 4WD	11.1992 - 08.1996	2497	KW 125 / PS 170	6
MITSUBISHI	GALANT VI (EA_)	2.0	09.1996 - 09.2000	1997	KW 100 / PS 136	4
MITSUBISHI	GALANT VI (EA_)	2.0 TDI	09.1996 - 10.2004	1998	KW 66 / PS 90	4
MITSUBISHI	GALANT VI (EA_)	2.4 GDI	02.1999 - 09.2000	2351	KW 110 / PS 150	4
MITSUBISHI	GALANT VI (EA_)	2.5 V6 24V	09.1996 - 09.2000	2498	KW 120 / PS 163	6
MITSUBISHI	GALANT VI Station Wagon (EA_)	2.0	09.1996 - 09.2000	1997	KW 100 / PS 136	4
MITSUBISHI	GALANT VI Station Wagon (EA_)	2.4 GDI	02.1999 - 09.2000	2351	KW 110 / PS 150	4
MITSUBISHI	GALANT VI Station Wagon (EA_)	2.5 V6 24V	09.1996 - 09.2000	2498	KW 120 / PS 163	6
MITSUBISHI	LANCER III Station Wagon	1.5	09.1985 - 08.1989	1468	KW 51 / PS 70	4
MITSUBISHI	LANCER III Station Wagon	1.5	09.1988 - 12.1990	1468	KW 61 / PS 83	4
MITSUBISHI	LANCER III Station Wagon	1.5 12V	09.1990 - 12.1991	1468	KW 66 / PS 90	4
MITSUBISHI	LANCER III Station Wagon	1.8 4WD	01.1987 - 08.1989	1755	KW 61 / PS 83	4
MITSUBISHI	LANCER III Station Wagon	1.8 4WD	03.1989 - 12.1990	1755	KW 63 / PS 86	4
MITSUBISHI	LANCER III Station Wagon	1.8 4WD	08.1990 - 06.1992	1755	KW 69 / PS 94	4
MITSUBISHI	LANCER IV (C6_A, C7_A)	1.3 12V	06.1992 - 05.1994	1299	KW 55 / PS 75	4
MITSUBISHI	LANCER IV (C6_A, C7_A)	1.5 12V	05.1989 - 05.1992	1468	KW 66 / PS 90	4
MITSUBISHI	LANCER IV (C6_A, C7_A)	1.6 16V	06.1992 - 05.1994	1597	KW 83 / PS 113	4
MITSUBISHI	LANCER IV (C6_A, C7_A)	1.8 4WD	09.1989 - 06.1992	1755	KW 71 / PS 97	4
MITSUBISHI	LANCER IV (C6_A, C7_A)	1.8 GTi 16V	06.1992 - 12.1993	1834	KW 100 / PS 140	4
MITSUBISHI	LANCER IV (C6_A, C7_A)	1.8 GTi 16V	11.1989 - 05.1992	1836	KW 103 / PS 136	4
MITSUBISHI	LANCER IV Stufenheck (C6_A)	1.3	08.1988 - 05.1992	1299	KW 51 / PS 70	4
MITSUBISHI	LANCER IV Stufenheck (C6_A)	1.3	04.1988 - 05.1992	1299	KW 44 / PS 60	4
MITSUBISHI	LANCER IV Stufenheck (C6_A)	1.5	04.1988 - 05.1992	1468	KW 62 / PS 84	4
MITSUBISHI	LANCER IV Stufenheck (C6_A)	1.3 12V	07.1990 - 06.1992	1299	KW 55 / PS 75	4
MITSUBISHI	LANCER V (CB/D_A)	1.3	06.1992 - 12.1996	1299	KW 55 / PS 75	4
MITSUBISHI	LANCER V (CB/D_A)	1.6	02.1994 - 12.1996	1597	KW 66 / PS 90	4
MITSUBISHI	LANCER V (CB/D_A)	1.6 16V	06.1992 - 12.1996	1597	KW 83 / PS 113	4
MITSUBISHI	LANCER V (CB/D_A)	1.6 16V 4WD	06.1992 - 12.1996	1597	KW 83 / PS 113	4
MITSUBISHI	LANCER V Station Wagon	1.6 16V	12.1992 - 10.2003	1597	KW 83 / PS 113	4
MITSUBISHI	LANCER V Station Wagon	1.6 16V 4WD	12.1992 - 10.2003	1597	KW 83 / PS 113	4
MITSUBISHI	LANCER VI (CJ-CP_)	1.3 12V	12.1995 - 08.2003	1299	KW 55 / PS 75	4


Engine code



4G67		138472
4G92		138472
4G13 (12V)		138472
4G92		138472
4G93	138844	138472
4G15 (16V)		138472
4G13 (12V)		138472
4G92		138472
4G32		138069
4G32 T		138069
4G32 T		138069
G64B	138843	
4G37		138472
4G63 (SOHC 8V)	138843	138472
4G63 (SOHC 8V)	138843	138472
4G63 (DOHC 16V)		138472
4G63 (DOHC 16V)		138472
4G63 (DOHC 16V)		138472
4G37		138472
4G37		138472
4G63 (SOHC 8V)	138843	138472
4G63 (SOHC 8V)		138472
4G63 (DOHC 16V)		138472
4G63 (DOHC 16V)		138472
4G63 (DOHC 16V)		138472
4G93		138472
4G93 (GDI)		138472
4G63 (SOHC 8V)		138472
4G63 (SOHC 8V)		138472
6A12		138472
6G73		138472
4G93		138472
4G93 (GDI)		138472
4G63 (SOHC 8V)		138472
4G63 (SOHC 8V)		138472
6A12		138472
6G73		138472
4G63 (SOHC 16V)		138472
4D68 (SOHC); 4D68 T	138865	
4G64 (GDI)		138472
6A13		138472
4G63 (SOHC 16V)		138472
4G64 (GDI)		138472
6A13		138472
G15B		138472
4G15		138472
4G15 (12V)		138472
G37B		138472
4G37		138472
4G37		138472
4G13 (12V)		138472
4G15 (12V)		138472
4G92		138472
4G37		138472
4G93	138844	138472
4G67		138472
G13B		138472
4G13 (8V)		138472
4G15		138472
4G13 (12V)		138472
4G13 (12V)		138472
4G92		138472
4G92		138472
4G92		138472
4G92		138472
4G92		138472
4G13 (12V)		138472

Anwendungsliste

Application List

	Model	Type	Model year	ccm	Output	Cylinder
MITSUBISHI	LANCER VI (CJ-CP_)	1.5 16V	12.1995 - 08.2003	1468	KW 69 / PS 94	4
MITSUBISHI	LANCER VI (CJ-CP_)	1.6 16V	12.1995 - 08.2003	1597	KW 66 / PS 90	4
MITSUBISHI	LANCER VI (CJ-CP_)	2.0 16V EVO	08.1996 - 08.2003	1997	KW 206 / PS 280	4
MITSUBISHI	PAJERO I (L04_G, L14_G)	3.0 V6	11.1988 - 11.1990	2972	KW 104 / PS 141	6
MITSUBISHI	PAJERO II Canvas Top	3.0 V6	12.1990 - 12.1995	2972	KW 110 / PS 150	6
MITSUBISHI	SPACE WAGON (D0_V/W)	1.8 GLX	09.1988 - 04.1991	1755	KW 62 / PS 84	4
MORGAN	PLUS FOUR	2.0 i	01.1985 - 08.1988	1995	KW 90 / PS 122	4
NISSAN	100 NX (B13)	1.6	03.1990 - 10.1994	1597	KW 66 / PS 90	4
NISSAN	100 NX (B13)	1.6 SR	09.1993 - 10.1994	1597	KW 75 / PS 102	4
NISSAN	100 NX (B13)	1.6 SR	09.1993 - 10.1994	1597	KW 75 / PS 102	4
NISSAN	100 NX (B13)	1.6 SR	09.1993 - 10.1994	1597	KW 75 / PS 102	4
NISSAN	100 NX (B13)	2.0 GTI	03.1991 - 10.1994	1998	KW 105 / PS 143	4
NISSAN	300 ZX (Z32)	3.0 Twin Turbo	05.1990 - 09.1995	2960	KW 208 / PS 283	6
NISSAN	300 ZX (Z32)	3.0 Twin Turbo	05.1990 - 09.1995	2960	KW 197 / PS 268	6
NISSAN	350 Z (Z33)	3.5	10.2003 -	3498	KW 206 / PS 280	6
NISSAN	350 Z (Z33)	3.5	04.2006 -	3498	KW 221 / PS 301	6
NISSAN	350 Z Roadster (Z33)	3.5	03.2005 -	3498	KW 206 / PS 280	6
NISSAN	350 Z Roadster (Z33)	3.5	04.2006 -	3498	KW 221 / PS 301	6
NISSAN	370 Z (Z34)	3.7	06.2009 -	3696	KW 241 / PS 328	6
NISSAN	370 Z (Z34)	3.7	06.2009 -	3696	KW 241 / PS 328	6
NISSAN	370 Z Roadster (Z34)	3.7	01.2010 -	3696	KW 243 / PS 330	6
NISSAN	370 Z Roadster (Z34)	3.7	01.2010 -	3696	KW 243 / PS 330	6
NISSAN	370 Z Roadster (Z34)	3.7	01.2010 -	3696	KW 241 / PS 328	6
NISSAN	370 Z Roadster (Z34)	3.7	01.2010 -	3696	KW 241 / PS 328	6
NISSAN	ALMERA I (N15)	1.4	09.1995 - 07.2000	1392	KW 64 / PS 87	4
NISSAN	ALMERA I (N15)	1.6	09.1995 - 07.2000	1597	KW 73 / PS 99	4
NISSAN	ALMERA I (N15)	1.6	09.1995 - 07.2000	1597	KW 73 / PS 99	4
NISSAN	ALMERA I (N15)	1.6	09.1995 - 07.2000	1597	KW 73 / PS 99	4
NISSAN	ALMERA I (N15)	1.4 GX,LX	09.1995 - 07.2000	1392	KW 55 / PS 75	4
NISSAN	ALMERA I (N15)	1.6 SLX	09.1995 - 07.2000	1597	KW 66 / PS 90	4
NISSAN	ALMERA I (N15)	1.6 SLX	09.1995 - 07.2000	1597	KW 66 / PS 90	4
NISSAN	ALMERA I (N15)	1.6 SLX	09.1995 - 07.2000	1597	KW 66 / PS 90	4
NISSAN	ALMERA I Hatchback (N15)	1.4	09.1995 - 03.2000	1392	KW 64 / PS 87	4
NISSAN	ALMERA I Hatchback (N15)	1.6	09.1995 - 03.2000	1597	KW 73 / PS 99	4
NISSAN	ALMERA I Hatchback (N15)	1.6	09.1995 - 03.2000	1597	KW 73 / PS 99	4
NISSAN	ALMERA I Hatchback (N15)	1.6	09.1995 - 03.2000	1597	KW 73 / PS 99	4
NISSAN	ALMERA I Hatchback (N15)	1.4 S,GX,LX	09.1995 - 03.2000	1392	KW 55 / PS 75	4
NISSAN	ALMERA I Hatchback (N15)	1.6 SR,SLX	09.1995 - 03.2000	1597	KW 66 / PS 90	4
NISSAN	ALMERA I Hatchback (N15)	1.6 SR,SLX	09.1995 - 03.2000	1597	KW 66 / PS 90	4
NISSAN	ALMERA I Hatchback (N15)	1.6 SR,SLX	09.1995 - 03.2000	1597	KW 66 / PS 90	4
NISSAN	ALMERA I Hatchback (N15)	2.0 GTi	07.1996 - 03.2000	1998	KW 105 / PS 143	4
NISSAN	ALMERA II (N16)	1.5	07.2000 -	1498	KW 66 / PS 90	4
NISSAN	ALMERA II (N16)	1.5	07.2000 -	1498	KW 66 / PS 90	4
NISSAN	ALMERA II (N16)	1.5	07.2000 -	1498	KW 66 / PS 90	4
NISSAN	ALMERA II (N16)	1.5	10.2002 -	1497	KW 72 / PS 98	4
NISSAN	ALMERA II (N16)	1.5	10.2002 -	1497	KW 72 / PS 98	4
NISSAN	ALMERA II (N16)	1.8	07.2000 -	1769	KW 84 / PS 114	4
NISSAN	ALMERA II (N16)	1.8	07.2000 -	1769	KW 84 / PS 114	4
NISSAN	ALMERA II (N16)	1.8	07.2000 -	1769	KW 84 / PS 114	4
NISSAN	ALMERA II (N16)	1.8	07.2000 -	1769	KW 84 / PS 114	4
NISSAN	ALMERA II (N16)	1.8	07.2000 -	1769	KW 84 / PS 114	4
NISSAN	ALMERA II (N16)	1.8	07.2000 -	1769	KW 84 / PS 114	4
NISSAN	ALMERA II (N16)	1.8	07.2000 -	1769	KW 84 / PS 114	4
NISSAN	ALMERA II (N16)	1.8	10.2002 -	1769	KW 85 / PS 116	4
NISSAN	ALMERA II (N16)	1.8	10.2002 -	1769	KW 85 / PS 116	4
NISSAN	ALMERA II (N16)	1.8	01.2002 -	1769	KW 94 / PS 128	4
NISSAN	ALMERA II Hatchback (N16)	1.5	03.2000 -	1498	KW 66 / PS 90	4
NISSAN	ALMERA II Hatchback (N16)	1.5	03.2000 -	1498	KW 66 / PS 90	4
NISSAN	ALMERA II Hatchback (N16)	1.5	03.2000 -	1498	KW 66 / PS 90	4
NISSAN	ALMERA II Hatchback (N16)	1.5	10.2002 -	1497	KW 72 / PS 98	4
NISSAN	ALMERA II Hatchback (N16)	1.5	10.2002 -	1497	KW 72 / PS 98	4
NISSAN	ALMERA II Hatchback (N16)	1.8	01.2000 -	1769	KW 84 / PS 114	4
NISSAN	ALMERA II Hatchback (N16)	1.8	01.2000 -	1769	KW 84 / PS 114	4
NISSAN	ALMERA II Hatchback (N16)	1.8	01.2000 -	1769	KW 84 / PS 114	4
NISSAN	ALMERA II Hatchback (N16)	1.8	01.2000 -	1769	KW 84 / PS 114	4
NISSAN	ALMERA II Hatchback (N16)	1.8	01.2000 -	1769	KW 84 / PS 114	4
NISSAN	ALMERA II Hatchback (N16)	1.8	01.2000 -	1769	KW 84 / PS 114	4
NISSAN	ALMERA II Hatchback (N16)	1.8	01.2000 -	1769	KW 84 / PS 114	4
NISSAN	ALMERA II Hatchback (N16)	1.8	10.2002 -	1769	KW 85 / PS 116	4

Engine code



4G15 (16V)		138472				
4G92		138472				
4G63 Turbo		138472				
6G72 (SOHC 12V)		138472				
6G72 (SOHC 12V)		138472				
G37B		138472				
132 C 3.000	133800					
GA16DS	138822					
GA16DE	138822		137120	138488		
GA16DE	138822		137121	138488		
GA16DE	138822		137122	138488		
SR20DE	138822					
VG30DETT			137118			
VG30DETT			137118			
VQ35DE	133906		137101		138546	
VQ35DE					138546	
VQ35DE					138546	
VQ35DE					138546	
VQ37VHR					138544	
VQ37VHR					138545	
VQ37VHR					138544	
VQ37VHR					138545	
VQ37VHR					138544	
VQ37VHR					138545	
GA14DE				138488		
GA16DE			137120	138488		
GA16DE			137121	138488		
GA16DE			137122	138488		
GA14DE				138488		
GA16DE	138822		137120	138488		
GA16DE	138822		137121	138488		
GA16DE	138822		137122	138488		
GA14DE				138488		
GA16DE			137120	138488		
GA16DE			137121	138488		
GA16DE			137122	138488		
GA14DE				138488		
GA16DE	138822		137120	138488		
GA16DE	138822		137121	138488		
GA16DE	138822		137122	138488		
SR20DE			137111			
QG15DE	133858			138483	138535	
QG15DE	133860			138483	138535	
QG15DE	133911			138483	138535	
QG15DE	133860				138535	
QG15DE	133911				138535	
QG18DE	133858			138483	138536	138686
QG18DE	133860			138483	138536	138686
QG18DE	133911			138483	138536	138686
QG18DE	133858			138483	138536	138691
QG18DE	133860			138483	138536	138691
QG18DE	133911			138483	138536	138691
QG18DE	133860				138536	138691
QG18DE	133911				138536	138691
QG18DE						138686
QG15DE	133858			138483	138535	
QG15DE	133860			138483	138535	
QG15DE	133911			138483	138535	
QG15DE	133860				138535	
QG15DE	133911				138535	
QG18DE	133858			138483	138536	138686
QG18DE	133860			138483	138536	138686
QG18DE	133911			138483	138536	138686
QG18DE	133858			138483	138536	138691
QG18DE	133860			138483	138536	138691
QG18DE	133911			138483	138536	138691
QG18DE	133860				138536	138691
QG18DE	133911				138536	138691

Anwendungsliste

Application List



	Model	Type	Model year	ccm	Output	Cylinder
NISSAN	ALMERA II Hatchback (N16)	1.8	10.2002 -	1769	KW 85 / PS 116	4
NISSAN	ALMERA II Hatchback (N16)	1.8	08.2002 -	1769	KW 94 / PS 128	4
NISSAN	ALMERA TINO (V10)	1.8	08.2000 -	1769	KW 84 / PS 114	4
NISSAN	ALMERA TINO (V10)	1.8	08.2000 -	1769	KW 84 / PS 114	4
NISSAN	ALMERA TINO (V10)	1.8	08.2000 -	1769	KW 84 / PS 114	4
NISSAN	ALMERA TINO (V10)	1.8	12.2002 -	1769	KW 85 / PS 116	4
NISSAN	ALMERA TINO (V10)	1.8	12.2002 -	1769	KW 85 / PS 116	4
NISSAN	ALMERA TINO (V10)	2.0	08.2000 -	1998	KW 100 / PS 136	4
NISSAN	ALTIMA	3.5	08.2001 - 09.2006	3498	KW 180 / PS 245	6
NISSAN	BLUEBIRD SYLPHY	1.5	09.2005 -	1498	KW 80 / PS 109	4
NISSAN	BLUEBIRD SYLPHY	1.5 4x4	09.2005 -	1498	KW 80 / PS 109	4
NISSAN	JUKE	1.6 DIG-T	06.2010 -	1618	KW 140 / PS 190	4
NISSAN	JUKE	1.6 DIG-T 4x4	06.2010 -	1618	KW 140 / PS 190	4
NISSAN	KUBISTAR (X76)	1.2	08.2003 -	1149	KW 44 / PS 60	4
NISSAN	KUBISTAR (X76)	1.2 16V	04.2006 -	1149	KW 55 / PS 75	4
NISSAN	KUBISTAR Kasten	1.6 16V	08.2003 -	1598	KW 70 / PS 95	4
NISSAN	LATIO Stufenheck	1.5	11.2004 -	1498	KW 80 / PS 109	4
NISSAN	LATIO Stufenheck	1.5 4x4	11.2004 -	1498	KW 80 / PS 109	4
NISSAN	MAXIMA II (J30)	3.0 i	10.1988 - 06.1994	2960	KW 125 / PS 170	6
NISSAN	MAXIMA QX II (A33)	3.5	08.2001 - 02.2003	3498	KW 188 / PS 256	6
NISSAN	MAXIMA QX II (A33)	2.0 V6 24V	03.2000 - 11.2003	1995	KW 103 / PS 140	6
NISSAN	MAXIMA QX II (A33)	2.0 V6 24V	03.2000 - 11.2003	1995	KW 103 / PS 140	6
NISSAN	MAXIMA QX II (A33)	2.0 V6 24V	03.2000 - 11.2003	1995	KW 103 / PS 140	6
NISSAN	MAXIMA QX II (A33)	2.0 V6 24V	03.2000 - 11.2003	1995	KW 103 / PS 140	6
NISSAN	MAXIMA QX II (A33)	2.0 V6 24V	03.2000 - 11.2003	1995	KW 103 / PS 140	6
NISSAN	MAXIMA QX II (A33)	2.0 V6 24V	03.2000 - 11.2003	1995	KW 103 / PS 140	6
NISSAN	MAXIMA QX II (A33)	2.0 V6 24V	03.2000 - 11.2003	1995	KW 103 / PS 140	6
NISSAN	MAXIMA QX II (A33)	3.0 V6 24V	03.2000 - 11.2003	2988	KW 147 / PS 200	6
NISSAN	MAXIMA QX II (A33)	3.0 V6 24V	03.2000 - 11.2003	2988	KW 147 / PS 200	6
NISSAN	MAXIMA QX II (A33)	3.0 V6 24V	03.2000 - 11.2003	2988	KW 147 / PS 200	6
NISSAN	MAXIMA QX II (A33)	3.0 V6 24V	03.2000 - 11.2003	2988	KW 147 / PS 200	6
NISSAN	MAXIMA QX II (A33)	3.0 V6 24V	03.2000 - 11.2003	2988	KW 147 / PS 200	6
NISSAN	MAXIMA QX II (A33)	3.0 V6 24V	03.2000 - 11.2003	2988	KW 147 / PS 200	6
NISSAN	MAXIMA QX II (A33)	3.0 V6 24V	03.2000 - 11.2003	2988	KW 147 / PS 200	6
NISSAN	MAXIMA QX III (A32)	2.0	02.1995 - 08.2000	1995	KW 103 / PS 140	6
NISSAN	MAXIMA QX III (A32)	2.0	02.1995 - 08.2000	1995	KW 103 / PS 140	6
NISSAN	MAXIMA QX III (A32)	2.0	02.1995 - 08.2000	1995	KW 103 / PS 140	6
NISSAN	MAXIMA QX III (A32)	3.0	01.1995 - 08.2000	2988	KW 142 / PS 193	6
NISSAN	MAXIMA QX III (A32)	3.0	01.1995 - 08.2000	2988	KW 142 / PS 193	6
NISSAN	MAXIMA QX III (A32)	3.0	01.1995 - 08.2000	2988	KW 142 / PS 193	6
NISSAN	MAXIMA Station Wagon	2.0 QX	10.1997 -	1995	KW 103 / PS 140	6
NISSAN	MAXIMA Station Wagon	2.0 QX	10.1997 -	1995	KW 103 / PS 140	6
NISSAN	MAXIMA Station Wagon	3.0 QX	10.1997 -	2988	KW 142 / PS 193	6
NISSAN	MAXIMA Station Wagon	3.0 QX	10.1997 -	2988	KW 142 / PS 193	6
NISSAN	MICRA C+C (K12)	1.4 16V	08.2005 -	1386	KW 65 / PS 88	4
NISSAN	MICRA C+C (K12)	1.6 160 SR	08.2005 -	1598	KW 81 / PS 110	4
NISSAN	MICRA I (K10)	1.2	07.1986 - 07.1992	1235	KW 44 / PS 60	4
NISSAN	MICRA I (K10)	1.2	07.1986 - 07.1992	1235	KW 40 / PS 54	4
NISSAN	MICRA III (K12)	1.0 16V	01.2003 - 06.2010	998	KW 48 / PS 65	4
NISSAN	MICRA III (K12)	1.2 16V	01.2003 - 06.2010	1240	KW 59 / PS 80	4
NISSAN	MICRA III (K12)	1.2 16V	01.2003 - 06.2010	1240	KW 48 / PS 65	4
NISSAN	MICRA III (K12)	1.4 16V	01.2003 - 06.2010	1386	KW 65 / PS 88	4
NISSAN	MICRA III (K12)	160 SR	05.2005 - 06.2010	1598	KW 81 / PS 110	4
NISSAN	MURANO (Z50)	3.5 4x4	08.2003 -	3498	KW 172 / PS 234	6
NISSAN	MURANO (Z51)	3.5 4x4	10.2008 -	3498	KW 188 / PS 256	6
NISSAN	NOTE (E11)	1.4	03.2006 -	1386	KW 65 / PS 88	4
NISSAN	NOTE (E11)	1.6	03.2006 -	1598	KW 81 / PS 110	4
NISSAN	NV200 Kasten	1.6 16V	02.2010 -	1598	KW 81 / PS 110	4
NISSAN	PATHFINDER (R50)	3.3 V6 4WD	09.1997 - 12.2004	3275	KW 125 / PS 170	6
NISSAN	PATHFINDER (R50)	3.3 V6 4WD	09.1997 - 12.2004	3275	KW 125 / PS 170	6
NISSAN	PATHFINDER (R50)	3.3 V6 4WD	03.1998 - 10.2000	3275	KW 110 / PS 150	6
NISSAN	PATHFINDER (R50)	3.3 V6 4WD	03.1998 - 10.2000	3275	KW 110 / PS 150	6
NISSAN	PATHFINDER (R50)	3.5 V6 4WD	11.2000 - 12.2004	3498	KW 162 / PS 220	6
NISSAN	PATHFINDER (R50)	3.5 V6 4WD	11.2000 - 12.2004	3498	KW 162 / PS 220	6
NISSAN	PATHFINDER (R50)	3.5 V6 4WD	11.2000 - 12.2004	3498	KW 162 / PS 220	6
NISSAN	PATHFINDER (R50)	3.5 V6 4WD	11.2000 - 12.2004	3498	KW 162 / PS 220	6
NISSAN	PATROL GR II Wagon (Y61)	3.0 DTi	05.2000 -	2953	KW 116 / PS 158	4


Engine code



QG18DE	133911			138536	138691
QG18DE					138686
QG18DE	133858		138483	138536	
QG18DE	133860		138483	138536	
QG18DE	133911		138483	138536	
QG18DE	133860		138483	138536	
QG18DE	133911		138483	138536	
SR20DE			138493		
VQ35DE		137117			
HR15DE	133902				
HR15DE	133902				
MR16DDT	133929				
MR16DDT	133929				
D7F 764	138764				
D4F 712	138764				
K4M 752	133800				
HR15DE	133902				
HR15DE	133902				
VG30E		137105			
VQ35DE		137117			
VQ20DE	133914	137114	138491		138683
VQ20DE	133916	137114	138491		138683
VQ20DE	133917	137114	138491		138683
VQ20DE	133919	137114	138491		138683
VQ20DE	133921	137114	138491		138683
VQ20DE	133922	137114	138491		138683
VQ20DE	133927	137114	138491		138683
VQ30DE	133914	137101	138491		
VQ30DE	133916	137101	138491		
VQ30DE	133917	137101	138491		
VQ30DE	133919	137101	138491		
VQ30DE	133921	137101	138491		
VQ30DE	133922	137101	138491		
VQ30DE	133925	137101	138491		
VQ20DE	133914	137100	138487		138683
VQ20DE	133915	137100	138487		138683
VQ20DE	133927	137100	138487		138683
VQ30DE	133914	137100	138487		
VQ30DE	133915	137100	138487		
VQ30DE	133925	137100	138487		
VQ20DE	133914	137100	138491		138683
VQ20DE	133927	137100	138491		138683
VQ30DE	133914	137100	138491		
VQ30DE	133925	137100	138491		
CR14DE	133909			138537	
HR16DE	133863			138538	
MA12S	138822				
MA12S	138822				
CG10DE	133909			138537	
CG12DE; CR12DE	133909			138537	
CG12DE; CR12DE	133909			138537	
CR14DE	133909			138537	
HR16DE	133863	137104		138538	
VQ35DE				138546	
VQ35DE				138546	
CR14DE	133909				
HR16DE	133863			138538	
HR16DE	133863				
VG33E	133923				
VG33E	133924				
VG33E	133923				
VG33E	133924				
VQ35	133918				
VQ35	133923				
VQ35	133924				
VQ35	133928				
ZD30DDTi				138548	

Anwendungsliste

Application List

	Model	Type	Model year	ccm	Output	Cylinder
NISSAN	PATROL GR II Wagon (Y61)	3.0 DTi	05.2000 -	2953	KW 118 / PS 160	4
NISSAN	PATROL GR Mk II Closed Off-Road Vehicle	4.8	03.2000 -	4759	KW 180 / HP 245	6
NISSAN	PICK UP (D21)	2.4 i 12V	04.1992 - 02.1998	2389	KW 91 / PS 124	4
NISSAN	PICK UP (D21)	2.4 i 12V 4WD	04.1992 - 02.1998	2389	KW 93 / PS 124	4
NISSAN	PICK UP (D22)	2.4 i	02.1998 -	2389	KW 88 / PS 120	4
NISSAN	PICK UP (D22)	2.4 i 4WD	02.1998 -	2389	KW 88 / PS 120	4
NISSAN	PRAIRIE PRO (M11)	2.0 i	10.1988 - 04.1992	1974	KW 72 / PS 98	4
NISSAN	PRAIRIE PRO (M11)	2.0 i 4x4	10.1988 - 12.1992	1974	KW 72 / PS 98	4
NISSAN	PRAIRIE PRO (M11)	2.4 i	04.1992 - 07.1994	2389	KW 98 / PS 133	4
NISSAN	PRAIRIE PRO (M11)	2.4 i 4x4	04.1992 - 07.1994	2389	KW 98 / PS 133	4
NISSAN	PRIMASTAR Bus (X83)	2.0	03.2001 -	1998	KW 88 / PS 120	4
NISSAN	PRIMASTAR Kasten (X83)	2.0	02.2003 -	1998	KW 88 / PS 120	4
NISSAN	PRIMERA (P10)	1.6	06.1990 - 01.1996	1597	KW 66 / PS 90	4
NISSAN	PRIMERA (P10)	1.6	06.1993 - 01.1996	1597	KW 75 / PS 102	4
NISSAN	PRIMERA (P10)	2.0 16V	06.1990 - 01.1996	1998	KW 85 / PS 115	4
NISSAN	PRIMERA (P10)	2.0 16V 4x4	04.1991 - 06.1996	1998	KW 85 / PS 115	4
NISSAN	PRIMERA (P10)	2.0 4x4	03.1991 - 04.1993	1998	KW 110 / PS 150	4
NISSAN	PRIMERA (P10)	2.0 GT	06.1990 - 01.1996	1998	KW 110 / PS 150	4
NISSAN	PRIMERA (P11)	1.8	06.1996 - 05.1999	1769	KW 96 / PS 131	4
NISSAN	PRIMERA (P11)	1.6 16V	09.1996 - 10.2000	1597	KW 73 / PS 99	4
NISSAN	PRIMERA (P11)	1.6 16V	09.1996 - 10.2000	1597	KW 73 / PS 99	4
NISSAN	PRIMERA (P11)	1.6 16V	09.1996 - 10.2000	1597	KW 73 / PS 99	4
NISSAN	PRIMERA (P11)	1.6 16V	09.1996 - 12.2001	1597	KW 66 / PS 90	4
NISSAN	PRIMERA (P11)	1.6 16V	09.1996 - 12.2001	1597	KW 66 / PS 90	4
NISSAN	PRIMERA (P11)	1.6 16V	09.1996 - 12.2001	1597	KW 66 / PS 90	4
NISSAN	PRIMERA (P11)	1.6 16V	09.1996 - 12.2001	1597	KW 66 / PS 90	4
NISSAN	PRIMERA (P11)	1.6 16V	06.1996 - 12.2001	1597	KW 78 / PS 106	4
NISSAN	PRIMERA (P11)	1.8 16V	08.1999 - 12.2001	1769	KW 84 / PS 114	4
NISSAN	PRIMERA (P11)	1.8 16V	08.1999 - 12.2001	1769	KW 84 / PS 114	4
NISSAN	PRIMERA (P11)	1.8 16V	08.1999 - 12.2001	1769	KW 84 / PS 114	4
NISSAN	PRIMERA (P11)	1.8 16V	08.1999 - 12.2001	1769	KW 84 / PS 114	4
NISSAN	PRIMERA (P11)	1.8 16V	08.1999 - 12.2001	1769	KW 84 / PS 114	4
NISSAN	PRIMERA (P11)	1.8 16V	08.1999 - 12.2001	1769	KW 84 / PS 114	4
NISSAN	PRIMERA (P11)	1.8 16V	08.1999 - 12.2001	1769	KW 84 / PS 114	4
NISSAN	PRIMERA (P11)	1.8 16V	08.1999 - 12.2001	1769	KW 84 / PS 114	4
NISSAN	PRIMERA (P11)	2.0 16V	09.1996 - 12.2001	1998	KW 96 / PS 131	4
NISSAN	PRIMERA (P11)	2.0 16V	08.1999 - 12.2001	1998	KW 103 / PS 140	4
NISSAN	PRIMERA (P12)	1.6	03.2002 -	1597	KW 78 / PS 106	4
NISSAN	PRIMERA (P12)	1.6	01.2002 -	1597	KW 80 / PS 109	4
NISSAN	PRIMERA (P12)	1.8	03.2002 -	1769	KW 85 / PS 115	4
NISSAN	PRIMERA (P12)	1.8	03.2002 -	1769	KW 85 / PS 115	4
NISSAN	PRIMERA (P12)	2.0	03.2002 -	1998	KW 103 / PS 140	4
NISSAN	PRIMERA (P12)	2.0	03.2002 -	1998	KW 103 / PS 140	4
NISSAN	PRIMERA Hatchback (P10)	1.6	06.1990 - 01.1996	1597	KW 66 / PS 90	4
NISSAN	PRIMERA Hatchback (P10)	2.0	06.1990 - 01.1996	1998	KW 110 / PS 150	4
NISSAN	PRIMERA Hatchback (P10)	2.0 16V	06.1990 - 01.1996	1998	KW 85 / PS 116	4
NISSAN	PRIMERA Hatchback (P10)	2.0 16V 4x4	04.1991 - 06.1996	1998	KW 85 / PS 115	4
NISSAN	PRIMERA Hatchback (P11)	1.6 16V	09.1996 - 07.2002	1597	KW 73 / PS 99	4
NISSAN	PRIMERA Hatchback (P11)	1.6 16V	09.1996 - 07.2002	1597	KW 66 / PS 90	4
NISSAN	PRIMERA Hatchback (P11)	1.6 16V	09.1996 - 07.2002	1597	KW 66 / PS 90	4
NISSAN	PRIMERA Hatchback (P11)	1.6 16V	09.1996 - 07.2002	1597	KW 66 / PS 90	4
NISSAN	PRIMERA Hatchback (P11)	1.6 16V	09.2000 - 07.2002	1597	KW 78 / PS 106	4
NISSAN	PRIMERA Hatchback (P11)	1.8 16V	08.1999 - 07.2002	1769	KW 84 / PS 114	4
NISSAN	PRIMERA Hatchback (P11)	1.8 16V	08.1999 - 07.2002	1769	KW 84 / PS 114	4
NISSAN	PRIMERA Hatchback (P11)	1.8 16V	08.1999 - 07.2002	1769	KW 84 / PS 114	4
NISSAN	PRIMERA Hatchback (P11)	1.8 16V	08.1999 - 07.2002	1769	KW 84 / PS 114	4
NISSAN	PRIMERA Hatchback (P11)	1.8 16V	08.1999 - 07.2002	1769	KW 84 / PS 114	4
NISSAN	PRIMERA Hatchback (P11)	1.8 16V	08.1999 - 07.2002	1769	KW 84 / PS 114	4
NISSAN	PRIMERA Hatchback (P11)	2.0 16V	09.1996 - 07.2002	1998	KW 96 / PS 131	4
NISSAN	PRIMERA Hatchback (P11)	2.0 16V	09.1996 - 07.2002	1998	KW 110 / PS 150	4
NISSAN	PRIMERA Hatchback (P11)	2.0 16V	08.1999 - 07.2002	1998	KW 103 / PS 140	4
NISSAN	PRIMERA Hatchback (P12)	1.6	07.2002 -	1597	KW 78 / PS 106	4
NISSAN	PRIMERA Hatchback (P12)	1.6	07.2002 -	1597	KW 80 / PS 109	4
NISSAN	PRIMERA Hatchback (P12)	1.8	07.2002 -	1769	KW 85 / PS 115	4
NISSAN	PRIMERA Hatchback (P12)	1.8	07.2002 -	1769	KW 85 / PS 115	4
NISSAN	PRIMERA Hatchback (P12)	2.0	07.2002 -	1998	KW 103 / PS 140	4
NISSAN	PRIMERA Hatchback (P12)	2.0	07.2002 -	1998	KW 103 / PS 140	4
NISSAN	PRIMERA Traveller (W10)	1.6 i	07.1990 - 03.1998	1597	KW 66 / PS 90	4
NISSAN	PRIMERA Traveller (W10)	1.6 i	03.1994 - 03.1998	1597	KW 75 / PS 102	4
NISSAN	PRIMERA Traveller (W10)	2.0 i	07.1990 - 03.1998	1998	KW 85 / PS 116	4


Engine code



ZD30DDTi					138548	
TB48DE					138549	
KA24E						138690
KA24E						138690
KA24E						138690
KA24E						138690
CA20E	138822					
CA20E	138822					
KA24E	138822					
KA24E	138822					
F4R 720; F4R 722	133800					
F4R 720	133800					
GA16DS	138822					
GA16DE					138488	
SR20DI	138822					
SR20DI	138822					
SR20DE	138822					
SR20DE	138822					
QG18DD	133912					
GA16DE	138822		137120	138488		138680
GA16DE	138822		137121	138488		138680
GA16DE	138822		137122	138488		138680
GA16DE	138822		137120	138488		138680
GA16DE	138822		137121	138488		138680
GA16DE	138822		137122	138488		138680
QG16DE	133860			138483		138679
QG18DE	133858					138679
QG18DE	133858					138686
QG18DE	133860					138679
QG18DE	133860					138686
QG18DE	133911					138679
QG18DE	133911					138686
SR20DE					138493	138685
SR20DE					138493	
QG16DE	133860					
QG16DE	133860					
QG18DE	133860					
QG18DE	133911					
QR20DE	133907					138539
QR20DE	133907					138542
GA16DS	138822					
SR20DE	138822					
SR20DI	138822					
SR20DI	138822					
GA16DE					138488	138680
GA16DE	138822		137120	138488		138680
GA16DE	138822		137121	138488		138680
GA16DE	138822		137122	138488		138680
QG16DE	133860					138679
QG18DE	133858					138679
QG18DE	133858					138686
QG18DE	133860					138679
QG18DE	133860					138686
QG18DE	133911					138679
QG18DE	133911					138686
SR20DE					138493	138685
SR20DE					138493	
SR20DE					138493	138685
QG16DE	133860					
QG16DE	133860					
QG18DE	133860					
QG18DE	133911					
QR20DE	133907					138539
QR20DE	133907					138542
GA16DS	138822					
GA16DE	138822				138488	
SR20DI	138822					

Anwendungsliste

Application List

	Model	Type	Model year	ccm	Output	Cylinder
NISSAN	PRIMERA Traveller (WP11)	1.6 16V	04.1998 - 12.2001	1597	KW 66 / PS 90	4
NISSAN	PRIMERA Traveller (WP11)	1.6 16V	04.1998 - 12.2001	1597	KW 66 / PS 90	4
NISSAN	PRIMERA Traveller (WP11)	1.6 16V	04.1998 - 12.2001	1597	KW 66 / PS 90	4
NISSAN	PRIMERA Traveller (WP11)	1.6 16V	04.1998 - 12.2001	1597	KW 73 / PS 99	4
NISSAN	PRIMERA Traveller (WP11)	1.6 16V	04.1998 - 12.2001	1597	KW 73 / PS 99	4
NISSAN	PRIMERA Traveller (WP11)	1.6 16V	04.1998 - 12.2001	1597	KW 73 / PS 99	4
NISSAN	PRIMERA Traveller (WP11)	1.8 16V	08.1999 - 12.2001	1769	KW 84 / PS 114	4
NISSAN	PRIMERA Traveller (WP11)	1.8 16V	08.1999 - 12.2001	1769	KW 84 / PS 114	4
NISSAN	PRIMERA Traveller (WP11)	1.8 16V	08.1999 - 12.2001	1769	KW 84 / PS 114	4
NISSAN	PRIMERA Traveller (WP11)	1.8 16V	06.1996 - 05.1999	1769	KW 96 / PS 131	4
NISSAN	PRIMERA Traveller (WP11)	2.0 16V	04.1998 - 12.2001	1998	KW 96 / PS 131	4
NISSAN	PRIMERA Traveller (WP11)	2.0 16V	08.1999 - 12.2001	1998	KW 103 / PS 140	4
NISSAN	PRIMERA Traveller (WP12)	1.8	03.2002 -	1769	KW 85 / PS 115	4
NISSAN	PRIMERA Traveller (WP12)	1.8	03.2002 -	1769	KW 85 / PS 115	4
NISSAN	PRIMERA Traveller (WP12)	1.6 Visia	01.2002 -	1597	KW 80 / PS 109	4
NISSAN	PRIMERA Traveller (WP12)	2.0	03.2002 -	1998	KW 103 / PS 140	4
NISSAN	QASHQAI / QASHQAI +2 (J10, JJ10)	1.6	02.2007 -	1598	KW 84 / PS 114	4
NISSAN	QASHQAI / QASHQAI +2 (J10, JJ10)	2.0	11.2010 -	1997	KW 104 / PS 141	4
NISSAN	QASHQAI / QASHQAI +2 (J10, JJ10)	2.0	02.2007 -	1997	KW 103 / PS 140	4
NISSAN	QASHQAI / QASHQAI +2 (J10, JJ10)	2.0	02.2007 -	1997	KW 103 / PS 140	4
NISSAN	QASHQAI / QASHQAI +2 (J10, JJ10)	2.0	02.2007 -	1997	KW 103 / PS 140	4
NISSAN	QASHQAI / QASHQAI +2 (J10, JJ10)	2.0	02.2007 -	1997	KW 103 / PS 140	4
NISSAN	QASHQAI / QASHQAI +2 (J10, JJ10)	2.0	02.2007 -	1997	KW 103 / PS 140	4
NISSAN	QASHQAI / QASHQAI +2 (J10, JJ10)	2.0 Allrad	11.2010 -	1997	KW 104 / PS 141	4
NISSAN	QASHQAI / QASHQAI +2 (J10, JJ10)	2.0 Allrad	02.2007 -	1997	KW 103 / PS 140	4
NISSAN	QASHQAI / QASHQAI +2 (J10, JJ10)	2.0 Allrad	02.2007 -	1997	KW 103 / PS 140	4
NISSAN	QASHQAI / QASHQAI +2 (J10, JJ10)	2.0 Allrad	02.2007 -	1997	KW 103 / PS 140	4
NISSAN	QASHQAI / QASHQAI +2 (J10, JJ10)	2.0 Allrad	02.2007 -	1997	KW 103 / PS 140	4
NISSAN	SERENA (C23M)	2.0 16V	11.1992 - 09.2001	1998	KW 93 / PS 126	4
NISSAN	SUNNY II (N13)	1.7 D	06.1986 - 05.1989	1681	KW 40 / PS 54	4
NISSAN	SUNNY II Coupe (B12)	1.6 GTI 16V	05.1987 - 05.1989	1598	KW 81 / PS 110	4
NISSAN	SUNNY II Hatchback (N13)	1.7 D	06.1986 - 01.1991	1681	KW 40 / PS 54	4
NISSAN	SUNNY II Traveller (B12)	1.7 D	01.1986 - 06.1991	1681	KW 40 / PS 54	4
NISSAN	SUNNY III (N14)	1.4 i	10.1990 - 05.1995	1392	KW 55 / PS 75	4
NISSAN	SUNNY III (N14)	1.6 i	10.1990 - 05.1995	1597	KW 66 / PS 90	4
NISSAN	SUNNY III (N14)	1.6 i	10.1990 - 05.1995	1597	KW 66 / PS 90	4
NISSAN	SUNNY III (N14)	1.6 i	10.1990 - 05.1995	1597	KW 66 / PS 90	4
NISSAN	SUNNY III (N14)	1.6 i 16V	10.1992 - 05.1995	1597	KW 75 / PS 102	4
NISSAN	SUNNY III (N14)	1.6 i 16V	10.1992 - 05.1995	1597	KW 75 / PS 102	4
NISSAN	SUNNY III (N14)	1.6 i 16V	10.1992 - 05.1995	1597	KW 75 / PS 102	4
NISSAN	SUNNY III (N14)	1.6 i 16V 4WD	10.1990 - 05.1995	1597	KW 66 / PS 90	4
NISSAN	SUNNY III Hatchback (N14)	1.4 i	10.1990 - 05.1995	1392	KW 55 / PS 75	4
NISSAN	SUNNY III Hatchback (N14)	1.6 i	10.1990 - 05.1995	1597	KW 66 / PS 90	4
NISSAN	SUNNY III Hatchback (N14)	1.6 i	10.1990 - 05.1995	1597	KW 66 / PS 90	4
NISSAN	SUNNY III Hatchback (N14)	1.6 i	10.1990 - 05.1995	1597	KW 66 / PS 90	4
NISSAN	SUNNY III Hatchback (N14)	2.0 GTI 16V	10.1990 - 05.1995	1998	KW 105 / PS 143	4
NISSAN	SUNNY III Hatchback (N14)	2.0 GTI-R 4x4	10.1990 - 05.1995	1998	KW 162 / PS 220	4
NISSAN	SUNNY III Liftback (N14)	1.4 i	10.1990 - 05.1995	1392	KW 55 / PS 75	4
NISSAN	SUNNY III Liftback (N14)	1.6 i	10.1990 - 05.1995	1597	KW 66 / PS 90	4
NISSAN	SUNNY III Liftback (N14)	1.6 i	10.1990 - 05.1995	1597	KW 66 / PS 90	4
NISSAN	SUNNY III Liftback (N14)	1.6 i	10.1990 - 05.1995	1597	KW 66 / PS 90	4
NISSAN	SUNNY III Liftback (N14)	2.0 i 16V	10.1990 - 05.1995	1998	KW 105 / PS 143	4
NISSAN	SUNNY III Traveller (Y10)	1.6 16V 4x4	11.1990 - 05.1995	1597	KW 66 / PS 90	4
NISSAN	SUNNY III Traveller (Y10)	1.6 i	06.1991 - 03.2000	1597	KW 66 / PS 90	4
NISSAN	SUNNY III Traveller (Y10)	1.6 i	06.1991 - 03.2000	1597	KW 66 / PS 90	4
NISSAN	SUNNY III Traveller (Y10)	1.6 i	06.1991 - 03.2000	1597	KW 66 / PS 90	4
NISSAN	SUNNY III Traveller (Y10)	1.6 i 16V 4x4	10.1992 - 03.2000	1597	KW 75 / PS 102	4
NISSAN	SUNNY III Traveller (Y10)	1.6 i 16V 4x4	10.1992 - 03.2000	1597	KW 75 / PS 102	4
NISSAN	SUNNY III Traveller (Y10)	1.6 i 16V 4x4	10.1992 - 03.2000	1597	KW 75 / PS 102	4
NISSAN	SUNNY Kasten (Y10)	1.6 i 16V	10.1992 - 03.2000	1597	KW 66 / PS 90	4
NISSAN	SUNNY Kasten (Y10)	1.6 i 16V	10.1992 - 03.2000	1597	KW 66 / PS 90	4
NISSAN	SUNNY Kasten (Y10)	1.6 i 16V	10.1992 - 03.2000	1597	KW 66 / PS 90	4
NISSAN	TERRANO I (WD21)	3.0 i 4WD	01.1990 - 12.1995	2960	KW 109 / PS 148	6
NISSAN	TERRANO II (R20)	2.4 4WD	05.1996 - 01.2002	2389	KW 85 / PS 116	4
NISSAN	TERRANO II (R20)	2.4 4WD	05.1996 -	2389	KW 87 / PS 118	4
NISSAN	TERRANO II (R20)	2.4 i 12V 4WD	02.1993 - 06.1996	2389	KW 91 / PS 124	4
NISSAN	TIIDA Schrägheck	1.5	05.2004 - 02.2007	1498	KW 80 / PS 109	4
NISSAN	TIIDA Schrägheck	1.5 4x4	05.2004 - 02.2007	1498	KW 80 / PS 109	4


Engine code



GA16DE	138822	137120	138488	138680
GA16DE	138822	137121	138488	138680
GA16DE	138822	137122	138488	138680
GA16DE		137120	138488	138680
GA16DE		137121	138488	138680
GA16DE		137122	138488	138680
QG18DE	133858			138686
QG18DE	133860			138686
QG18DE	133911			138686
QG18DD	133912			
SR20DE			138493	138685
SR20DE			138493	
QG18DE	133860			
QG18DE	133911			
QG16DE	133860			
QR20DE	133907			138542
HR16DE	133863			138538
MR20DE				138551
MR20DE	133863			138540
MR20DE	133863			138551
MR20DE	133901			138540
MR20DE	133901			138551
MR20DE				138551
MR20DE	133863			138540
MR20DE	133863			138551
MR20DE	133901			138540
MR20DE	133901			138551
SR20DE	138822		138485	
CD17			138486	
CA16D	138814			
CD17			138486	
CD17			138486	
GA14DE; GA14DS	138822		138488	138687
GA16DE; GA16DEL; GA16DS	138822	137120	138488	
GA16DE; GA16DEL; GA16DS	138822	137121	138488	
GA16DE; GA16DEL; GA16DS	138822	137122	138488	
GA16DE		137120	138488	
GA16DE		137121	138488	
GA16DE		137122	138488	
GA16DS	138822			
GA14DE; GA14DS	138822		138488	138687
GA16DE; GA16DEL; GA16DS	138822	137120	138488	
GA16DE; GA16DEL; GA16DS	138822	137121	138488	
GA16DE; GA16DEL; GA16DS	138822	137122	138488	
SR20DE	138822			
SR20DET	138822	137102		
GA14DE; GA14DS	138822		138488	138687
GA16DE; GA16DEL; GA16DS	138822	137120	138488	
GA16DE; GA16DEL; GA16DS	138822	137121	138488	
GA16DE; GA16DEL; GA16DS	138822	137122	138488	
SR20DE	138822			
GA16DS	138822			
GA16DE; GA16DS	138822	137120	138488	
GA16DE; GA16DS	138822	137121	138488	
GA16DE; GA16DS	138822	137122	138488	
GA16DE		137120	138488	
GA16DE		137121	138488	
GA16DE		137122	138488	
GA16DE		137120	138488	
GA16DE		137121	138488	
GA16DE		137122	138488	
GA16DE		137121	138488	
GA16DE		137122	138488	
VG30E	138822		138489	
KA24E				138690
KA24E				138690
KA24E	138822			138690
HR15DE	133902			
HR15DE	133902			

Anwendungsliste

Application List

	Model	Type	Model year	ccm	Output	Cylinder
NISSAN	TIIDA Schrägheck (C11X)	1.6	09.2007 -	1598	KW 81 / PS 110	4
NISSAN	TIIDA Schrägheck (C11X)	1.8	09.2007 -	1798	KW 93 / PS 126	4
NISSAN	TIIDA Stufenheck (SC11X)	1.6	09.2007 -	1598	KW 81 / PS 110	4
NISSAN	TIIDA Stufenheck (SC11X)	1.8	09.2007 -	1798	KW 93 / PS 126	4
NISSAN	TITAN	5.6	10.2003 -	5550	KW 227 / PS 309	8
NISSAN	TITAN	5.6 4x4	10.2003 -	5550	KW 227 / PS 309	8
NISSAN	TITAN	5.6 Flex-Fuel 4WD	01.2004 - 12.2007	5552	KW 224 / PS 305	8
NISSAN	X-TRAIL (T30)	2.0	07.2001 -	1998	KW 103 / PS 140	4
NISSAN	X-TRAIL (T30)	2.0	07.2001 -	1998	KW 103 / PS 140	4
NISSAN	X-TRAIL (T30)	2.0 4x4	07.2001 -	1998	KW 103 / PS 140	4
NISSAN	X-TRAIL (T30)	2.0 4x4	07.2001 -	1998	KW 103 / PS 140	4
NISSAN	X-TRAIL (T30)	2.5 4x4	01.2003 -	2488	KW 121 / PS 165	4
NISSAN	X-TRAIL (T30)	2.5 4x4	01.2003 -	2488	KW 121 / PS 165	4
NISSAN	X-TRAIL (T31)	2.5	06.2007 -	2488	KW 124 / PS 161	4
NISSAN	X-TRAIL (T31)	2.5	06.2007 -	2488	KW 124 / PS 161	4
NISSAN	X-TRAIL (T31)	2.5	06.2007 -	2488	KW 124 / PS 161	4
NISSAN	X-TRAIL (T31)	2.5	06.2007 -	2488	KW 124 / PS 161	4
NISSAN	X-TRAIL (T31)	2.0	06.2007 -	1997	KW 104 / PS 141	4
NISSAN	X-TRAIL (T31)	2.0	06.2007 -	1997	KW 104 / PS 141	4
NISSAN	X-TRAIL (T31)	2.0	06.2008 -	1998	KW 103 / PS 140	4
NISSAN	X-TRAIL (T31)	2.0 FWD	03.2007 -	1997	KW 104 / PS 141	4
NISSAN	X-TRAIL (T31)	2.0 FWD	06.2008 -	1998	KW 103 / PS 140	4
OPEL	AGILA (A) (H00)	1.0	08.2003 - 12.2007	998	KW 44 / PS 60	3
OPEL	AGILA (A) (H00)	1.0 12V	09.2000 - 12.2007	973	KW 43 / PS 58	3
OPEL	AGILA (A) (H00)	1.2 16V	09.2000 - 12.2007	1199	KW 55 / PS 75	4
OPEL	AGILA (A) (H00)	1.2 16V Twinport	07.2004 - 12.2007	1229	KW 59 / PS 80	4
OPEL	ANTARA	2.4	05.2006 -	2405	KW 104 / PS 141	4
OPEL	ANTARA	2.4	09.2008 -	2405	KW 103 / PS 140	4
OPEL	ANTARA	2.4 LPG	10.2008 -	2405	KW 103 / PS 140	4
OPEL	ANTARA	2.4 LPG 4x4	10.2008 -	2405	KW 103 / PS 140	4
OPEL	ANTARA	3.0	11.2010 -	2997	KW 190 / PS 258	6
OPEL	ASCONA C (81_, 86_, 87_, 88_)	1.6	09.1981 - 09.1987	1598	KW 55 / PS 75	4
OPEL	ASCONA C (81_, 86_, 87_, 88_)	1.6	09.1981 - 09.1987	1598	KW 55 / PS 75	4
OPEL	ASCONA C (81_, 86_, 87_, 88_)	1.3 N	09.1981 - 08.1986	1297	KW 44 / PS 60	4
OPEL	ASCONA C (81_, 86_, 87_, 88_)	1.3 S	09.1981 - 08.1988	1297	KW 55 / PS 75	4
OPEL	ASCONA C (81_, 86_, 87_, 88_)	1.6 i	09.1987 - 08.1988	1598	KW 55 / PS 75	4
OPEL	ASCONA C (81_, 86_, 87_, 88_)	1.6 i KAT	09.1986 - 08.1988	1598	KW 55 / PS 75	4
OPEL	ASCONA C (81_, 86_, 87_, 88_)	1.6 S	09.1981 - 08.1986	1598	KW 66 / PS 90	4
OPEL	ASCONA C (81_, 86_, 87_, 88_)	1.8 i	09.1982 - 08.1986	1796	KW 85 / PS 115	4
OPEL	ASCONA C CC (84_, 89_)	1.6	09.1981 - 08.1988	1598	KW 55 / PS 75	4
OPEL	ASCONA C CC (84_, 89_)	1.6	09.1981 - 08.1988	1598	KW 55 / PS 75	4
OPEL	ASCONA C CC (84_, 89_)	1.3 N	09.1981 - 08.1986	1297	KW 44 / PS 60	4
OPEL	ASCONA C CC (84_, 89_)	1.3 S	09.1981 - 08.1988	1297	KW 55 / PS 75	4
OPEL	ASCONA C CC (84_, 89_)	1.6 i	09.1987 - 08.1988	1598	KW 55 / PS 75	4
OPEL	ASCONA C CC (84_, 89_)	1.6 i KAT	09.1986 - 08.1988	1598	KW 55 / PS 75	4
OPEL	ASCONA C CC (84_, 89_)	1.6 S	09.1981 - 08.1986	1598	KW 66 / PS 90	4
OPEL	ASCONA C CC (84_, 89_)	1.8 i	09.1982 - 08.1986	1796	KW 85 / PS 115	4
OPEL	ASTRA F (56_, 57_)	1.4	09.1991 - 09.1993	1389	KW 55 / PS 75	4
OPEL	ASTRA F (56_, 57_)	1.4	09.1992 - 09.1998	1389	KW 60 / PS 82	4
OPEL	ASTRA F (56_, 57_)	1.6	09.1995 - 09.1998	1598	KW 55 / PS 75	4
OPEL	ASTRA F (56_, 57_)	1.4 i	09.1991 - 09.1998	1389	KW 44 / PS 60	4
OPEL	ASTRA F (56_, 57_)	1.4 i	09.1991 - 09.1998	1389	KW 44 / PS 60	4
OPEL	ASTRA F (56_, 57_)	1.4 i 16V	02.1996 - 09.1998	1389	KW 66 / PS 90	4
OPEL	ASTRA F (56_, 57_)	1.4 Si	03.1992 - 09.1998	1389	KW 60 / PS 82	4
OPEL	ASTRA F (56_, 57_)	1.4 Si	03.1992 - 09.1998	1389	KW 60 / PS 82	4
OPEL	ASTRA F (56_, 57_)	1.6 i	05.1993 - 07.1996	1598	KW 52 / PS 71	4
OPEL	ASTRA F (56_, 57_)	1.6 i	03.1992 - 09.1998	1598	KW 55 / PS 75	4
OPEL	ASTRA F (56_, 57_)	1.6 i	03.1992 - 09.1998	1598	KW 55 / PS 75	4
OPEL	ASTRA F (56_, 57_)	1.6 i 16V	08.1994 - 09.1998	1598	KW 74 / PS 100	4
OPEL	ASTRA F (56_, 57_)	1.6 Si	05.1992 - 12.1994	1598	KW 74 / PS 100	4
OPEL	ASTRA F (56_, 57_)	1.6 Si	05.1992 - 12.1994	1598	KW 74 / PS 100	4
OPEL	ASTRA F (56_, 57_)	1.8 i	03.1992 - 09.1998	1796	KW 66 / PS 90	4
OPEL	ASTRA F (56_, 57_)	1.8 i 16V	06.1993 - 10.1994	1799	KW 92 / PS 125	4
OPEL	ASTRA F (56_, 57_)	1.8 i 16V	11.1994 - 09.1998	1799	KW 85 / PS 116	4
OPEL	ASTRA F (56_, 57_)	2.0 i 16V	02.1995 - 09.1998	1998	KW 100 / PS 136	4
OPEL	ASTRA F Cabriolet (53_B)	1.4 i 16V	01.1996 - 03.2001	1389	KW 66 / PS 90	4
OPEL	ASTRA F Cabriolet (53_B)	1.4 Si	05.1993 - 03.2001	1389	KW 60 / PS 82	4

Engine code



HR16DE	133863		138538
MR18DE	133863		138550
HR16DE	133863		138538
MR18DE	133863		138550
VK56DE	133903		
VK56DE	133903		
VK56DE	133903		
QR20DE	133907		138539
QR20DE	133907		138542
QR20DE			138539
QR20DE			138542
QR25DE	133907		138543
QR25DE	133907		138552
QR25DE	133901		138543
QR25DE	133907		138543
QR25DE	133901		138552
QR25DE	133907		138552
MR20DE	133863		138540
MR20DE	133863		138551
MR20DE	133863		138551
MR20DE	133863		138551
MR20DE	133863		138551
Z 10 XEP	133866		
Z 10 XE	133815		
Z 12 XE	133816		
Z 12 XEP	133839		
Z 24 XED	138816		
Z 24 XE	138816		
Z 24 XE	138816		
Z 24 XE	138816		
A 30 XH		133058	
16 N	138781	138012	
16 N		138002	
13 N	138781	138025	
13 S	138781	138025	
E 16 LZ; E 16 NZ	138781		
C 16 LZ; C 16 NZ	138781		
16 SH		138012	
18 E		138002	
16 N	138781	138012	
16 N	138781	138002	
13 N	138781	138025	
13 S	138781	138025	
E 16 NZ	138781		
C 16 LZ; C 16 NZ	138781		
16 SH		138012	
18 E		138002	
14 NV	138780	138001	
14 SE	138780		
16 LZ2; 16 NZR	138780		
C 14 NZ; X 14 NZ	138430		
C 14 NZ; X 14 NZ	138780		
X 14 XE	138430		
C 14 SE	138430		
C 14 SE	138780		
X 16 SZ	138430		
C 16 NZ; X 16 SZR	138430		
C 16 NZ; X 16 SZR	138781		
X 16 XEL	138430		
C 16 SE	138430		
C 16 SE	138780		
C 18 NZ	138780		
C 18 XE	138762		138678
C 18 XEL; X 18 XE	138762		138678
X 20 XEV	138762		138678
X 14 XE	138430		
C 14 SE	138430		

Anwendungsliste

Application List



	Model	Type	Model year	ccm	Output	Cylinder
OPEL	ASTRA F Cabriolet (53_B)	1.4 Si	05.1993 - 03.2001	1389	KW 60 / PS 82	4
OPEL	ASTRA F Cabriolet (53_B)	1.6 i	03.1993 - 08.1996	1598	KW 52 / PS 71	4
OPEL	ASTRA F Cabriolet (53_B)	1.6 i	01.1996 - 03.2001	1598	KW 55 / PS 75	4
OPEL	ASTRA F Cabriolet (53_B)	1.8 i 16V	11.1994 - 03.2001	1799	KW 85 / PS 116	4
OPEL	ASTRA F Caravan (51_ 52_)	1.4	09.1991 - 09.1993	1389	KW 55 / PS 75	4
OPEL	ASTRA F Caravan (51_ 52_)	1.4	09.1992 - 01.1998	1389	KW 60 / PS 82	4
OPEL	ASTRA F Caravan (51_ 52_)	1.6	09.1995 - 01.1998	1598	KW 55 / PS 75	4
OPEL	ASTRA F Caravan (51_ 52_)	1.4 i	09.1991 - 01.1998	1389	KW 44 / PS 60	4
OPEL	ASTRA F Caravan (51_ 52_)	1.4 i	09.1991 - 01.1998	1389	KW 44 / PS 60	4
OPEL	ASTRA F Caravan (51_ 52_)	1.4 i 16V	02.1996 - 01.1998	1389	KW 66 / PS 90	4
OPEL	ASTRA F Caravan (51_ 52_)	1.4 Si	03.1992 - 01.1998	1389	KW 60 / PS 82	4
OPEL	ASTRA F Caravan (51_ 52_)	1.4 Si	03.1992 - 01.1998	1389	KW 60 / PS 82	4
OPEL	ASTRA F Caravan (51_ 52_)	1.6 i	05.1993 - 07.1996	1598	KW 52 / PS 71	4
OPEL	ASTRA F Caravan (51_ 52_)	1.6 i	09.1991 - 01.1998	1598	KW 55 / PS 75	4
OPEL	ASTRA F Caravan (51_ 52_)	1.6 i	09.1991 - 01.1998	1598	KW 55 / PS 75	4
OPEL	ASTRA F Caravan (51_ 52_)	1.6 i 16V	08.1994 - 01.1998	1598	KW 74 / PS 100	4
OPEL	ASTRA F Caravan (51_ 52_)	1.6 Si	03.1992 - 12.1994	1598	KW 74 / PS 100	4
OPEL	ASTRA F Caravan (51_ 52_)	1.6 Si	03.1992 - 12.1994	1598	KW 74 / PS 100	4
OPEL	ASTRA F Caravan (51_ 52_)	1.8 i	09.1991 - 01.1998	1796	KW 66 / PS 90	4
OPEL	ASTRA F Caravan (51_ 52_)	1.8 i 16V	06.1993 - 01.1998	1799	KW 92 / PS 125	4
OPEL	ASTRA F Caravan (51_ 52_)	1.8 i 16V	07.1994 - 01.1998	1799	KW 85 / PS 116	4
OPEL	ASTRA F Caravan (51_ 52_)	2.0 i 16V	03.1993 - 01.1998	1998	KW 110 / PS 150	4
OPEL	ASTRA F Caravan (51_ 52_)	2.0 i 16V	02.1995 - 01.1998	1998	KW 100 / PS 136	4
OPEL	ASTRA F CC (53_ 54_ 58_ 59_)	1.4	09.1991 - 09.1993	1389	KW 55 / PS 75	4
OPEL	ASTRA F CC (53_ 54_ 58_ 59_)	1.4	09.1992 - 01.1998	1389	KW 60 / PS 82	4
OPEL	ASTRA F CC (53_ 54_ 58_ 59_)	1.6	09.1995 - 01.1998	1598	KW 55 / PS 75	4
OPEL	ASTRA F CC (53_ 54_ 58_ 59_)	1.4 i	03.1992 - 01.1998	1389	KW 44 / PS 60	4
OPEL	ASTRA F CC (53_ 54_ 58_ 59_)	1.4 i	03.1992 - 01.1998	1389	KW 44 / PS 60	4
OPEL	ASTRA F CC (53_ 54_ 58_ 59_)	1.4 i 16V	01.1996 - 01.1998	1389	KW 66 / PS 90	4
OPEL	ASTRA F CC (53_ 54_ 58_ 59_)	1.4 Si	03.1992 - 01.1998	1389	KW 60 / PS 82	4
OPEL	ASTRA F CC (53_ 54_ 58_ 59_)	1.4 Si	03.1992 - 01.1998	1389	KW 60 / PS 82	4
OPEL	ASTRA F CC (53_ 54_ 58_ 59_)	1.6 i	05.1993 - 07.1996	1598	KW 52 / PS 71	4
OPEL	ASTRA F CC (53_ 54_ 58_ 59_)	1.6 i	09.1991 - 01.1998	1598	KW 55 / PS 75	4
OPEL	ASTRA F CC (53_ 54_ 58_ 59_)	1.6 i	09.1991 - 01.1998	1598	KW 55 / PS 75	4
OPEL	ASTRA F CC (53_ 54_ 58_ 59_)	1.6 i 16V	08.1994 - 01.1998	1598	KW 74 / PS 100	4
OPEL	ASTRA F CC (53_ 54_ 58_ 59_)	1.6 Si	03.1992 - 12.1994	1598	KW 74 / PS 100	4
OPEL	ASTRA F CC (53_ 54_ 58_ 59_)	1.6 Si	03.1992 - 12.1994	1598	KW 74 / PS 100	4
OPEL	ASTRA F CC (53_ 54_ 58_ 59_)	1.8 i	09.1991 - 01.1998	1796	KW 66 / PS 90	4
OPEL	ASTRA F CC (53_ 54_ 58_ 59_)	1.8 i 16V	09.1994 - 01.1998	1799	KW 85 / PS 116	4
OPEL	ASTRA F CC (53_ 54_ 58_ 59_)	1.8 i 16V	06.1993 - 08.1994	1799	KW 92 / PS 125	4
OPEL	ASTRA F CC (53_ 54_ 58_ 59_)	2.0 GSI 16V	09.1991 - 01.1998	1998	KW 110 / PS 150	4
OPEL	ASTRA F CC (53_ 54_ 58_ 59_)	2.0 i 16V	02.1995 - 01.1998	1998	KW 100 / PS 136	4
OPEL	ASTRA F CLASSIC Caravan	1.8	02.2003 - 07.2004	1796	KW 81 / PS 110	4
OPEL	ASTRA F CLASSIC Caravan	1.4 i	01.1998 - 01.2005	1389	KW 44 / PS 60	4
OPEL	ASTRA F CLASSIC CC	1.4 i	01.1998 - 08.2002	1389	KW 44 / PS 60	4
OPEL	ASTRA F CLASSIC CC	1.4 i	03.1998 - 08.2000	1389	KW 66 / PS 90	4
OPEL	ASTRA F CLASSIC CC	1.8 i	03.1998 - 08.2000	1796	KW 85 / PS 116	4
OPEL	ASTRA F CLASSIC Stufenheck	1.4 i	01.1998 - 08.2002	1389	KW 44 / PS 60	4
OPEL	ASTRA F Van (55_)	1.4 i	10.1991 - 01.1999	1389	KW 44 / PS 60	4
OPEL	ASTRA F Van (55_)	1.4 i	10.1991 - 01.1999	1389	KW 44 / PS 60	4
OPEL	ASTRA F Van (55_)	1.6 i	10.1991 - 04.1993	1598	KW 55 / PS 75	4
OPEL	ASTRA F Van (55_)	1.6 i	10.1991 - 04.1993	1598	KW 55 / PS 75	4
OPEL	ASTRA F Van (55_)	1.6 i	02.1993 - 07.1996	1598	KW 52 / PS 71	4
OPEL	ASTRA G Cabriolet	1.6	01.2003 - 10.2005	1598	KW 76 / PS 103	4
OPEL	ASTRA G Cabriolet	1.6 16V	03.2001 - 10.2005	1598	KW 74 / PS 101	4
OPEL	ASTRA G Cabriolet	1.8 16V	03.2001 - 10.2005	1796	KW 92 / PS 125	4
OPEL	ASTRA G Cabriolet	1.8 16V	03.2001 - 10.2005	1796	KW 92 / PS 125	4
OPEL	ASTRA G Cabriolet	2.0 16V Turbo	11.2002 - 10.2005	1998	KW 147 / PS 200	4
OPEL	ASTRA G Cabriolet	2.0 OPC	03.2002 - 10.2005	1998	KW 141 / PS 192	4
OPEL	ASTRA G Caravan (F35_)	1.6	02.1998 - 09.2000	1598	KW 55 / PS 75	4
OPEL	ASTRA G Caravan (F35_)	1.6	09.2000 - 07.2004	1598	KW 62 / PS 84	4
OPEL	ASTRA G Caravan (F35_)	1.6	12.2002 - 07.2009	1598	KW 76 / PS 103	4
OPEL	ASTRA G Caravan (F35_)	1.2 16V	02.1998 - 09.2000	1199	KW 48 / PS 65	4
OPEL	ASTRA G Caravan (F35_)	1.2 16V	09.2000 - 07.2004	1199	KW 55 / PS 75	4
OPEL	ASTRA G Caravan (F35_)	1.4 16V	06.1998 - 07.2004	1389	KW 66 / PS 90	4
OPEL	ASTRA G Caravan (F35_)	1.4 16V	06.1998 - 07.2004	1389	KW 66 / PS 90	4
OPEL	ASTRA G Caravan (F35_)	1.6 16V	02.1998 - 07.2004	1598	KW 74 / PS 101	4

Engine code



C 14 SE	138780		
X 16 SZ	138430		
X 16 SZR	138430		
C 18 XEL; X 18 XE	138762		138678
14 NV	138780	138001	
14 SE	138780		
16 LZ2; 16 NZR	138780		
C 14 NZ	138430		
C 14 NZ	138780		
X 14 XE	138430		
C 14 SE	138430		
C 14 SE	138780		
X 16 SZ	138430		
C 16 NZ; X 16 SZR	138430		
C 16 NZ; X 16 SZR	138781		
X 16 XEL	138430		
C 16 SE	138430		
C 16 SE	138780		
C 18 NZ	138780		
C 18 XE	138762		138678
C 18 XEL; X 18 XE	138762		138678
C 20 XE	138790		
X 20 XEV	138762		138678
14 NV	138780	138001	
14 SE	138780		
16 LZ2; 16 NZR	138780		
C 14 NZ	138430		
C 14 NZ	138780		
X 14 XE	138430		
C 14 SE	138430		
C 14 SE	138780		
X 16 SZ	138430		
C 16 NZ; X 16 SZR	138430		
C 16 NZ; X 16 SZR	138781		
X 16 XEL	138430		
C 16 SE	138430		
C 16 SE	138780		
C 18 NZ	138780		
C 18 XEL; X 18 XE	138762		138678
C 18 XE	138762		138678
C 20 XE	138790		
X 20 XEV	138762		138678
Z 18 XEL	133810		
X 14 NZ	138780		
X 14 NZ	138780		
X 14 XE	133809		
X 18 XE1	133810		
X 14 NZ	138780		
C 14 NZ	138430		
C 14 NZ	138780		
C 16 NZ	138430	138026	
C 16 NZ	138781	138026	
X 16 SZ	138430		
Z 16 XEP	133832		
Z 16 XE	133809		
Z 18 XE	133809		
Z 18 XE	133810		
Z 20 LET	133879		
Z 20 LET	133879		
X 16 SZR	138430		
Z 16 SE	138804		
Z 16 XEP	133832		
X 12 XE	133816		
Z 12 XE	133816		
X 14 XE; Z 14 XE	133809		
X 14 XE; Z 14 XE	138430		
X 16 XEL; Z 16 XE	133809		

Anwendungsliste

Application List



	Model	Type	Model year	ccm	Output	Cylinder
OPEL	ASTRA G Caravan (F35_)	1.6 CNG	03.2003 - 07.2004	1598	KW 71 / PS 97	4
OPEL	ASTRA G Caravan (F35_)	1.8 16V	02.1998 - 09.2000	1796	KW 85 / PS 116	4
OPEL	ASTRA G Caravan (F35_)	1.8 16V	02.1998 - 09.2000	1796	KW 85 / PS 116	4
OPEL	ASTRA G Caravan (F35_)	1.8 16V	09.2000 - 07.2004	1796	KW 92 / PS 125	4
OPEL	ASTRA G Caravan (F35_)	1.8 16V	09.2000 - 07.2004	1796	KW 92 / PS 125	4
OPEL	ASTRA G Caravan (F35_)	2.0 16V	02.1998 - 07.2004	1998	KW 100 / PS 136	4
OPEL	ASTRA G Caravan (F35_)	2.0 OPC	09.2002 - 07.2004	1998	KW 141 / PS 192	4
OPEL	ASTRA G Caravan (F35_)	2.0 OPC	11.2002 - 07.2004	1998	KW 147 / PS 200	4
OPEL	ASTRA G CC (F48_, F08_)	1.6	02.1998 - 09.2000	1598	KW 55 / PS 75	4
OPEL	ASTRA G CC (F48_, F08_)	1.6	09.2000 - 01.2005	1598	KW 62 / PS 84	4
OPEL	ASTRA G CC (F48_, F08_)	1.6	12.2002 - 12.2009	1598	KW 76 / PS 103	4
OPEL	ASTRA G CC (F48_, F08_)	1.2 16V	02.1998 - 09.2000	1199	KW 48 / PS 65	4
OPEL	ASTRA G CC (F48_, F08_)	1.2 16V	09.2000 - 01.2005	1199	KW 55 / PS 75	4
OPEL	ASTRA G CC (F48_, F08_)	1.4 16V	02.1998 - 01.2005	1389	KW 66 / PS 90	4
OPEL	ASTRA G CC (F48_, F08_)	1.6 16V	02.1998 - 01.2005	1598	KW 74 / PS 101	4
OPEL	ASTRA G CC (F48_, F08_)	1.8 16V	02.1998 - 09.2000	1796	KW 85 / PS 116	4
OPEL	ASTRA G CC (F48_, F08_)	1.8 16V	02.1998 - 09.2000	1796	KW 85 / PS 116	4
OPEL	ASTRA G CC (F48_, F08_)	1.8 16V	09.2000 - 01.2005	1796	KW 92 / PS 125	4
OPEL	ASTRA G CC (F48_, F08_)	1.8 16V	09.2000 - 01.2005	1796	KW 92 / PS 125	4
OPEL	ASTRA G CC (F48_, F08_)	2.0 16V	02.1998 - 01.2005	1998	KW 100 / PS 136	4
OPEL	ASTRA G CC (F48_, F08_)	2.0 16V OPC	11.1999 - 09.2002	1998	KW 118 / PS 160	4
OPEL	ASTRA G CC (F48_, F08_)	2.0 OPC	09.2002 - 01.2005	1998	KW 141 / PS 192	4
OPEL	ASTRA G CC (F48_, F08_)	2.0 OPC	11.2002 - 01.2005	1998	KW 147 / PS 200	4
OPEL	ASTRA G Coupe (F07_)	1.6 16V	03.2000 - 05.2005	1598	KW 76 / PS 103	4
OPEL	ASTRA G Coupe (F07_)	1.8 16V	03.2000 - 10.2000	1796	KW 85 / PS 116	4
OPEL	ASTRA G Coupe (F07_)	1.8 16V	03.2000 - 10.2000	1796	KW 85 / PS 116	4
OPEL	ASTRA G Coupe (F07_)	1.8 16V	09.2000 - 05.2005	1796	KW 92 / PS 125	4
OPEL	ASTRA G Coupe (F07_)	1.8 16V	09.2000 - 05.2005	1796	KW 92 / PS 125	4
OPEL	ASTRA G Coupe (F07_)	2.0 16V Turbo	09.2000 - 08.2001	1998	KW 140 / PS 190	4
OPEL	ASTRA G Coupe (F07_)	2.0 16V Turbo	08.2001 - 05.2005	1998	KW 141 / PS 192	4
OPEL	ASTRA G Coupe (F07_)	2.0 16V Turbo	11.2002 - 05.2005	1998	KW 147 / PS 200	4
OPEL	ASTRA G Kasten (F70)	1.6	01.1999 - 09.2000	1598	KW 55 / PS 75	4
OPEL	ASTRA G Kasten (F70)	1.6	09.2000 - 04.2005	1598	KW 62 / PS 84	4
OPEL	ASTRA G Stufenheck (F69_)	1.6	09.1998 - 09.2000	1598	KW 55 / PS 75	4
OPEL	ASTRA G Stufenheck (F69_)	1.6	09.2000 - 01.2005	1598	KW 62 / PS 84	4
OPEL	ASTRA G Stufenheck (F69_)	1.6	12.2002 - 01.2005	1598	KW 76 / PS 103	4
OPEL	ASTRA G Stufenheck (F69_)	1.2 16V	09.1998 - 09.2000	1199	KW 48 / PS 65	4
OPEL	ASTRA G Stufenheck (F69_)	1.2 16V	09.2000 - 01.2005	1199	KW 55 / PS 75	4
OPEL	ASTRA G Stufenheck (F69_)	1.4 16V	09.1998 - 01.2005	1389	KW 66 / PS 90	4
OPEL	ASTRA G Stufenheck (F69_)	1.6 16V	09.1998 - 01.2005	1598	KW 74 / PS 101	4
OPEL	ASTRA G Stufenheck (F69_)	1.8 16V	09.1998 - 09.2000	1796	KW 85 / PS 116	4
OPEL	ASTRA G Stufenheck (F69_)	1.8 16V	09.1998 - 09.2000	1796	KW 85 / PS 116	4
OPEL	ASTRA G Stufenheck (F69_)	1.8 16V	09.2000 - 01.2005	1796	KW 92 / PS 125	4
OPEL	ASTRA G Stufenheck (F69_)	1.8 16V	09.2000 - 01.2005	1796	KW 92 / PS 125	4
OPEL	ASTRA G Stufenheck (F69_)	2.0 16V	09.1998 - 01.2005	1998	KW 100 / PS 136	4
OPEL	ASTRA H	1.4	03.2004 -	1364	KW 66 / PS 90	4
OPEL	ASTRA H	1.6	03.2004 -	1598	KW 77 / PS 105	4
OPEL	ASTRA H	1.6	12.2006 -	1598	KW 85 / PS 116	4
OPEL	ASTRA H	1.8	03.2004 -	1796	KW 92 / PS 125	4
OPEL	ASTRA H	1.8	03.2004 -	1796	KW 92 / PS 125	4
OPEL	ASTRA H	1.8	01.2006 -	1796	KW 103 / PS 140	4
OPEL	ASTRA H	2.0 Turbo	03.2004 -	1998	KW 125 / PS 170	4
OPEL	ASTRA H	2.0 Turbo	09.2004 -	1998	KW 147 / PS 200	4
OPEL	ASTRA H	2.0 Turbo	03.2005 -	1998	KW 177 / PS 240	4
OPEL	ASTRA H Caravan	1.4	08.2004 -	1364	KW 66 / PS 90	4
OPEL	ASTRA H Caravan	1.6	08.2004 -	1598	KW 77 / PS 105	4
OPEL	ASTRA H Caravan	1.6	12.2006 -	1598	KW 85 / PS 116	4
OPEL	ASTRA H Caravan	1.8	08.2004 -	1796	KW 92 / PS 125	4
OPEL	ASTRA H Caravan	1.8	08.2004 -	1796	KW 92 / PS 125	4
OPEL	ASTRA H Caravan	1.8	08.2005 -	1796	KW 103 / PS 140	4
OPEL	ASTRA H Caravan	2.0 Turbo	08.2004 -	1998	KW 125 / PS 170	4
OPEL	ASTRA H Caravan	2.0 Turbo	09.2004 -	1998	KW 147 / PS 200	4
OPEL	ASTRA H GTC	1.4	03.2005 -	1364	KW 66 / PS 90	4
OPEL	ASTRA H GTC	1.6	03.2005 -	1598	KW 77 / PS 105	4
OPEL	ASTRA H GTC	1.6	12.2006 -	1598	KW 85 / PS 116	4
OPEL	ASTRA H GTC	1.8	03.2005 -	1796	KW 92 / PS 125	4
OPEL	ASTRA H GTC	1.8	03.2005 -	1796	KW 92 / PS 125	4


Engine code



Z 16 YNG	133809	
X 18 XE1	133809	
X 18 XE1	133810	
Z 18 XE	133809	
Z 18 XE	133810	
X 20 XEV	138762	138678
Z 20 LET	133879	
Z 20 LET	133879	
X 16 SZR	138430	
Z 16 SE	138804	
Z 16 XEP	133832	
X 12 XE	133816	
Z 12 XE	133816	
X 14 XE; Z 14 XE	133809	
C 16 SEL; X 16 XEL; Z 16 XE	133809	
X 18 XE1	133809	
X 18 XE1	133810	
Z 18 XE	133809	
Z 18 XE	133810	
C 20 SEL; X 20 XEV	138762	138678
X 20 XER	138762	138678
Z 20 LET	133879	
Z 20 LET	133879	
Z 16 XEP	133832	
X 18 XE1	133809	
X 18 XE1	133810	
Z 18 XE	133809	
Z 18 XE	133810	
Z 20 LET	133879	
Z 20 LET	133879	
Z 20 LET	133879	
X 16 SZR	138430	
Z 16 SE	138804	
X 16 SZR	138430	
Z 16 SE	138804	
Z 16 XEP	133832	
X 12 XE	133816	
Z 12 XE	133816	
X 14 XE; Z 14 XE	133809	
X 16 XEL; Z 16 XE	133809	
X 18 XE1	133809	
X 18 XE1	133810	
Z 18 XE	133809	
Z 18 XE	133810	
X 20 XEV	138762	138678
Z 14 XEP	133839	
Z 16 XEP	133832	
A 16 XER; Z 16 XER	133832	
Z 18 XE	133809	
Z 18 XE	133810	
A 18 XER; Z 18 XER	133832	
Z 20 LEL	133879	
Z 20 LER	133879	
Z 20 LEH	133879	
Z 14 XEP	133839	
Z 16 XEP	133832	
A 16 XER; Z 16 XER	133832	
Z 18 XE	133809	
Z 18 XE	133810	
A 18 XER; Z 18 XER	133832	
Z 20 LEL	133879	
Z 20 LER	133879	
Z 14 XEP	133839	
Z 16 XEP	133832	
Z 16 XER	133832	
Z 18 XE	133809	
Z 18 XE	133810	

Anwendungsliste

Application List

	Model	Type	Model year	ccm	Output	Cylinder
OPEL	ASTRA H GTC	1.8	01.2006 -	1796	KW 103 / PS 140	4
OPEL	ASTRA H GTC	2.0 Turbo	03.2005 -	1998	KW 147 / PS 200	4
OPEL	ASTRA H GTC	2.0 Turbo	03.2005 -	1998	KW 125 / PS 170	4
OPEL	ASTRA H GTC	2.0 Turbo	08.2005 -	1998	KW 177 / PS 240	4
OPEL	ASTRA H TwinTop	1.6	09.2005 -	1598	KW 77 / PS 105	4
OPEL	ASTRA H TwinTop	1.6	12.2006 -	1598	KW 85 / PS 116	4
OPEL	ASTRA H TwinTop	1.8	09.2005 -	1796	KW 92 / PS 125	4
OPEL	ASTRA H TwinTop	1.8	09.2005 -	1796	KW 92 / PS 125	4
OPEL	ASTRA H TwinTop	1.8	09.2005 -	1796	KW 103 / PS 140	4
OPEL	ASTRA H TwinTop	2.0 Turbo	09.2005 -	1998	KW 125 / PS 170	4
OPEL	ASTRA H TwinTop	2.0 Turbo	09.2005 -	1998	KW 147 / PS 200	4
OPEL	CALIBRA A (85_)	2.0 i 16V	06.1990 - 02.1994	1998	KW 110 / PS 150	4
OPEL	CALIBRA A (85_)	2.0 i 16V	02.1994 - 07.1997	1998	KW 100 / PS 136	4
OPEL	CALIBRA A (85_)	2.0 i 16V 4x4	06.1990 - 02.1994	1998	KW 110 / PS 150	4
OPEL	CALIBRA A (85_)	2.0 i 16V 4x4	02.1994 - 07.1997	1998	KW 100 / PS 136	4
OPEL	CALIBRA A (85_)	2.0 i Turbo 4x4	03.1992 - 07.1997	1998	KW 150 / PS 204	4
OPEL	CALIBRA A (85_)	2.5 i V6	04.1993 - 07.1997	2498	KW 125 / PS 170	6
OPEL	CAMPO (TF_)	2.3	08.1994 - 09.1996	2254	KW 72 / PS 98	4
OPEL	COMBO (71_)	1.2	07.1994 - 10.2001	1195	KW 33 / PS 45	4
OPEL	COMBO (71_)	1.2	07.1994 - 10.2001	1195	KW 33 / PS 45	4
OPEL	COMBO (71_)	1.4	07.1994 - 10.2001	1389	KW 44 / PS 60	4
OPEL	COMBO (71_)	1.4	07.1994 - 10.2001	1389	KW 44 / PS 60	4
OPEL	COMBO (71_)	1.4	07.1994 - 10.2001	1389	KW 60 / PS 82	4
OPEL	COMBO (71_)	1.4 16V	08.1999 - 10.2001	1389	KW 66 / PS 90	4
OPEL	COMBO Kasten/Kombi	1.6	10.2001 -	1598	KW 64 / PS 87	4
OPEL	COMBO Kasten/Kombi	1.4 16V	08.2005 -	1364	KW 66 / PS 90	4
OPEL	COMBO Kasten/Kombi	1.6 CNG 16V	06.2006 -	1598	KW 69 / PS 94	4
OPEL	COMBO Kasten/Kombi	1.6 CNG 16V	04.2005 -	1598	KW 71 / PS 97	4
OPEL	COMBO Tour	1.4	10.2004 -	1364	KW 66 / PS 90	4
OPEL	COMBO Tour	1.6	10.2001 -	1598	KW 64 / PS 87	4
OPEL	COMBO Tour	1.6 CNG	06.2006 -	1598	KW 69 / PS 94	4
OPEL	COMBO Tour	1.6 CNG	04.2005 -	1598	KW 71 / PS 97	4
OPEL	COMMODORE C (14_, 19_)	2.5 E	05.1981 - 12.1982	2490	KW 96 / PS 130	6
OPEL	COMMODORE C (14_, 19_)	2.5 S	08.1978 - 12.1982	2490	KW 85 / PS 115	6
OPEL	COMMODORE C Caravan (61)	2.5 E	12.1980 - 12.1982	2490	KW 96 / PS 130	6
OPEL	COMMODORE C Caravan (61)	2.5 S	12.1980 - 12.1982	2490	KW 85 / PS 115	6
OPEL	CORSA A CC (93_, 94_, 98_, 99_)	1.2	09.1982 - 08.1990	1196	KW 33 / PS 45	4
OPEL	CORSA A CC (93_, 94_, 98_, 99_)	1.2	09.1982 - 08.1990	1196	KW 33 / PS 45	4
OPEL	CORSA A CC (93_, 94_, 98_, 99_)	1.2	09.1982 - 08.1990	1196	KW 44 / PS 60	4
OPEL	CORSA A CC (93_, 94_, 98_, 99_)	1.3	09.1985 - 10.1989	1297	KW 44 / PS 60	4
OPEL	CORSA A CC (93_, 94_, 98_, 99_)	1.2 i	09.1989 - 03.1993	1195	KW 33 / PS 45	4
OPEL	CORSA A CC (93_, 94_, 98_, 99_)	1.2 N	01.1990 - 03.1993	1196	KW 38 / PS 52	4
OPEL	CORSA A CC (93_, 94_, 98_, 99_)	1.2 S	09.1982 - 02.1990	1196	KW 40 / PS 55	4
OPEL	CORSA A CC (93_, 94_, 98_, 99_)	1.3 GL	09.1982 - 03.1993	1297	KW 55 / PS 75	4
OPEL	CORSA A CC (93_, 94_, 98_, 99_)	1.3 i	09.1986 - 09.1990	1297	KW 44 / PS 60	4
OPEL	CORSA A CC (93_, 94_, 98_, 99_)	1.3 S	09.1982 - 10.1989	1297	KW 51 / PS 70	4
OPEL	CORSA A CC (93_, 94_, 98_, 99_)	1.4 i	01.1990 - 03.1993	1389	KW 44 / PS 60	4
OPEL	CORSA A CC (93_, 94_, 98_, 99_)	1.4 S	01.1990 - 03.1993	1389	KW 53 / PS 72	4
OPEL	CORSA A CC (93_, 94_, 98_, 99_)	1.4 Si	09.1991 - 03.1993	1389	KW 60 / PS 82	4
OPEL	CORSA A CC (93_, 94_, 98_, 99_)	1.4 Si	09.1991 - 03.1993	1389	KW 60 / PS 82	4
OPEL	CORSA A CC (93_, 94_, 98_, 99_)	1.6 GSI	09.1989 - 03.1993	1598	KW 72 / PS 98	4
OPEL	CORSA A CC (93_, 94_, 98_, 99_)	1.6 GSI	05.1988 - 03.1992	1598	KW 74 / PS 100	4
OPEL	CORSA A CC (93_, 94_, 98_, 99_)	1.6 GSI	05.1988 - 03.1992	1598	KW 74 / PS 100	4
OPEL	CORSA A CC (93_, 94_, 98_, 99_)	1.6 GSI	05.1988 - 03.1992	1598	KW 74 / PS 100	4
OPEL	CORSA A CC (93_, 94_, 98_, 99_)	1.6 GSI	08.1988 - 09.1992	1598	KW 55 / PS 75	4
OPEL	CORSA A CC (93_, 94_, 98_, 99_)	1.6 GSI KAT	02.1992 - 03.1993	1598	KW 74 / PS 101	4
OPEL	CORSA A CC (93_, 94_, 98_, 99_)	1.6 GSI KAT	02.1992 - 03.1993	1598	KW 74 / PS 101	4
OPEL	CORSA A Kasten	1.2	02.1986 - 04.1989	1196	KW 33 / PS 45	4
OPEL	CORSA A Kasten	1.2	02.1986 - 04.1989	1196	KW 33 / PS 45	4
OPEL	CORSA A Kasten	1.2	02.1986 - 04.1989	1196	KW 40 / PS 54	4
OPEL	CORSA A Kasten	1.2	02.1986 - 07.1990	1196	KW 44 / PS 60	4
OPEL	CORSA A Kasten	1.3	02.1986 - 04.1989	1297	KW 44 / PS 60	4
OPEL	CORSA A Kasten	1.3	02.1986 - 04.1989	1297	KW 51 / PS 69	4
OPEL	CORSA A TR (91_, 92_, 96_, 97_)	1.3	09.1985 - 10.1987	1297	KW 44 / PS 60	4
OPEL	CORSA A TR (91_, 92_, 96_, 97_)	1.2 i	09.1989 - 03.1993	1195	KW 33 / PS 45	4
OPEL	CORSA A TR (91_, 92_, 96_, 97_)	1.2 N	01.1985 - 10.1987	1196	KW 33 / PS 45	4
OPEL	CORSA A TR (91_, 92_, 96_, 97_)	1.2 S	09.1982 - 03.1993	1196	KW 40 / PS 55	4


Engine code



Z 18 XER	133832		
Z 20 LER	133879		
Z 20 LEL	133879		
Z 20 LEH	133879		
Z 16 XE1; Z 16 XEP	133832		
Z 16 XER	133832		
Z 18 XE	133809		
Z 18 XE	133810		
A 18 XER; Z 18 XER	133832		
Z 20 LEL	133879		
Z 20 LER	133879		
C 20 XE	138790	138015	
X 20 XEV	138762		138678
C 20 XE	138790	138015	
X 20 XEV	138762		138678
C 20 LET		138015	
C 25 XE; X 25 XE		138403	
23 P; 4 ZD1	138850		
C 12 NZ; X 12 SZ	138430		
C 12 NZ; X 12 SZ	138780		
C 14 NZ; X 14 SZ	138430		
C 14 NZ; X 14 SZ	138780		
C 14 SE	138430		
X 14 XE	138430		
Z 16 SE	138804		
Z 14 XEP	133839		
Z 16 YNG	133809		
Z 16 YNG	133809		
Z 14 XEP	133839		
Z 16 SE	138804		
Z 16 YNG	133809		
Z 16 YNG	133809		
25 E		138002	
25 S		138002	
25 E		138002	
25 S		138002	
12 NC; E 12 GV	138780	138001	
12 NC; E 12 GV		138025	
12 S	138781		
13 NB	138781		
C 12 NZ	138780		
12 NV	138781		
12 ST	138781	138025	
13 S	138781		
C 13 N	138781		
13 SB	138781	138025	
C 14 NZ	138780		
14 NV	138780	138001	
C 14 SE	138430		
C 14 SE	138780		
C 16 SEI	138780		
E 16 SE	138430		
E 16 SE	138780		
E 16 SE		138015	
C 16 NZ	138781		
C 16 SE	138430		
C 16 SE	138780		
12 NC; E 12 GV		138001	
12 NC; E 12 GV		138025	
12 ST	138781	138025	
12 S	138781		
13 NB	138781		
13 SB	138781		
13 NB; C 13 N	138781		
C 12 NZ	138780		
12 NC; E 12 GV		138001	
12 ST	138781	138025	

Anwendungsliste

Application List

	Model	Type	Model year	ccm	Output	Cylinder
OPEL	CORSA A TR (91_, 92_, 96_, 97_)	1.2 S	09.1982 - 10.1987	1196	KW 43 / PS 58	4
OPEL	CORSA A TR (91_, 92_, 96_, 97_)	1.3 GL	09.1982 - 03.1993	1297	KW 55 / PS 75	4
OPEL	CORSA A TR (91_, 92_, 96_, 97_)	1.3 S	09.1982 - 10.1987	1297	KW 51 / PS 70	4
OPEL	CORSA A TR (91_, 92_, 96_, 97_)	1.4 i	10.1989 - 03.1993	1389	KW 44 / PS 60	4
OPEL	CORSA A TR (91_, 92_, 96_, 97_)	1.4 S	09.1989 - 03.1993	1389	KW 53 / PS 72	4
OPEL	CORSA B (73_, 78_, 79_)	1.0 i 12V	11.1996 - 09.2000	973	KW 40 / PS 54	3
OPEL	CORSA B (73_, 78_, 79_)	1.2 i	03.1993 - 09.2000	1195	KW 33 / PS 45	4
OPEL	CORSA B (73_, 78_, 79_)	1.2 i	03.1993 - 09.2000	1195	KW 33 / PS 45	4
OPEL	CORSA B (73_, 78_, 79_)	1.2 i	03.1993 - 09.2000	1195	KW 33 / PS 45	4
OPEL	CORSA B (73_, 78_, 79_)	1.2 i 16V	03.1998 - 09.2000	1199	KW 48 / PS 65	4
OPEL	CORSA B (73_, 78_, 79_)	1.4 i	03.1993 - 09.2000	1389	KW 44 / PS 60	4
OPEL	CORSA B (73_, 78_, 79_)	1.4 i	03.1993 - 09.2000	1389	KW 44 / PS 60	4
OPEL	CORSA B (73_, 78_, 79_)	1.4 i 16V	09.1994 - 09.2000	1389	KW 66 / PS 90	4
OPEL	CORSA B (73_, 78_, 79_)	1.4 i 16V	08.1997 - 09.2000	1389	KW 63 / PS 86	4
OPEL	CORSA B (73_, 78_, 79_)	1.4 Si	03.1993 - 09.2000	1389	KW 60 / PS 82	4
OPEL	CORSA B (73_, 78_, 79_)	1.6 GSI 16V	03.1993 - 09.2000	1598	KW 80 / PS 109	4
OPEL	CORSA B (73_, 78_, 79_)	1.6 i 16V	09.1994 - 09.2000	1598	KW 78 / PS 106	4
OPEL	CORSA B (73_, 78_, 79_)	1.6 i 16V	08.1997 - 09.2000	1598	KW 74 / PS 100	4
OPEL	CORSA B Kasten (73_)	1.4 i	08.1999 - 09.2000	1389	KW 44 / PS 60	4
OPEL	CORSA C (F08, F68)	1.2	09.2000 -	1199	KW 55 / PS 75	4
OPEL	CORSA C (F08, F68)	1.2	09.2000 -	1199	KW 55 / PS 75	4
OPEL	CORSA C (F08, F68)	1.4	09.2000 -	1389	KW 66 / PS 90	4
OPEL	CORSA C (F08, F68)	1.8	09.2000 -	1796	KW 92 / PS 125	4
OPEL	CORSA C (F08, F68)	1.8	09.2000 -	1796	KW 92 / PS 125	4
OPEL	CORSA C (F08, F68)	1.0	09.2000 -	973	KW 43 / PS 58	3
OPEL	CORSA C (F08, F68)	1.0	06.2003 -	998	KW 44 / PS 60	3
OPEL	CORSA C (F08, F68)	1.2 Twinport	07.2004 -	1229	KW 59 / PS 80	4
OPEL	CORSA C (F08, F68)	1.4 Twinport	06.2003 -	1364	KW 66 / PS 90	4
OPEL	CORSA C Kasten (F08, W5L)	1.2	07.2005 -	1229	KW 59 / PS 80	4
OPEL	CORSA C Kasten (F08, W5L)	1.2 16V	09.2000 -	1199	KW 55 / PS 75	4
OPEL	CORSA C Kasten (F08, W5L)	1.2 16V	09.2000 -	1199	KW 55 / PS 75	4
OPEL	CORSA D	1.2	07.2006 -	1229	KW 59 / PS 80	4
OPEL	CORSA D	1.0	07.2006 -	998	KW 44 / PS 60	3
OPEL	CORSA D	1.4 LPG	07.2006 -	1364	KW 66 / PS 90	4
OPEL	CORSA D	1.6 Turbo	02.2007 -	1598	KW 141 / PS 192	4
OPEL	CORSA D	1.6 Turbo	02.2007 -	1598	KW 110 / PS 150	4
OPEL	FRONTERA A (5_MWL4)	2.2 i	03.1995 - 10.1998	2198	KW 100 / PS 136	4
OPEL	FRONTERA A Sport (5_SUD2)	2.0 i	03.1992 - 10.1998	1998	KW 85 / PS 115	4
OPEL	GT Cabriolet	2.0	06.2007 -	1998	KW 194 / PS 264	4
OPEL	INSIGNIA	2.0 E85 Turbo	09.2010 -	1998	KW 162 / PS 220	4
OPEL	INSIGNIA	2.0 Turbo	07.2008 -	1998	KW 162 / PS 220	4
OPEL	INSIGNIA	2.0 Turbo 4x4	07.2008 -	1998	KW 162 / PS 220	4
OPEL	INSIGNIA Sports Tourer	2.0 E85 Turbo	09.2010 -	1998	KW 162 / PS 220	4
OPEL	INSIGNIA Sports Tourer	2.0 Turbo	07.2008 -	1998	KW 162 / PS 220	4
OPEL	INSIGNIA Sports Tourer	2.0 Turbo 4x4	07.2008 -	1998	KW 162 / PS 220	4
OPEL	INSIGNIA Stufenheck	2.0 Turbo	07.2008 -	1998	KW 162 / PS 220	4
OPEL	INSIGNIA Stufenheck	2.0 Turbo 4x4	07.2008 -	1998	KW 162 / PS 220	4
OPEL	INSIGNIA Stufenheck	2.0 Turbo E85	07.2008 -	1998	KW 162 / PS 220	4
OPEL	KADETT D (31_-34_, 41_-44_)	1.2	08.1982 - 08.1984	1196	KW 40 / PS 55	4
OPEL	KADETT D (31_-34_, 41_-44_)	1.2 S	08.1979 - 08.1984	1196	KW 44 / PS 60	4
OPEL	KADETT D (31_-34_, 41_-44_)	1.3 N	08.1979 - 08.1984	1297	KW 44 / PS 60	4
OPEL	KADETT D (31_-34_, 41_-44_)	1.3 S	08.1979 - 08.1984	1297	KW 55 / PS 75	4
OPEL	KADETT D (31_-34_, 41_-44_)	1.6 S	09.1981 - 08.1984	1598	KW 66 / PS 90	4
OPEL	KADETT D (31_-34_, 41_-44_)	1.8 GT/E	02.1983 - 08.1984	1796	KW 85 / PS 115	4
OPEL	KADETT D (32_, 37_, 39_, 42_)	1.2 S	08.1979 - 08.1984	1196	KW 44 / PS 60	4
OPEL	KADETT D Caravan (35_, 36_, 45_, 46_)	1.2 S	08.1979 - 08.1984	1196	KW 44 / PS 60	4
OPEL	KADETT D Caravan (35_, 36_, 45_, 46_)	1.3 N	08.1979 - 08.1984	1297	KW 44 / PS 60	4
OPEL	KADETT D Caravan (35_, 36_, 45_, 46_)	1.3 S	08.1979 - 08.1984	1297	KW 55 / PS 75	4
OPEL	KADETT D Caravan (35_, 36_, 45_, 46_)	1.3 S	08.1979 - 08.1984	1297	KW 55 / PS 75	4
OPEL	KADETT D Caravan (35_, 36_, 45_, 46_)	1.6 S	09.1981 - 08.1984	1598	KW 66 / PS 90	4
OPEL	KADETT E (39_, 49_)	1.8	09.1987 - 08.1990	1796	KW 84 / PS 114	4
OPEL	KADETT E (39_, 49_)	1.8	09.1987 - 08.1990	1796	KW 84 / PS 114	4
OPEL	KADETT E (39_, 49_)	1.3 i KAT	09.1985 - 08.1991	1297	KW 44 / PS 60	4
OPEL	KADETT E (39_, 49_)	1.3 N	09.1984 - 08.1989	1297	KW 44 / PS 60	4
OPEL	KADETT E (39_, 49_)	1.3 S	09.1984 - 08.1987	1297	KW 55 / PS 75	4
OPEL	KADETT E (39_, 49_)	1.4 i	01.1990 - 08.1991	1389	KW 44 / PS 60	4
OPEL	KADETT E (39_, 49_)	1.4 S	01.1990 - 08.1991	1389	KW 55 / PS 75	4


Engine code



12 S	138781	138025
13 S	138781	
13 SB	138781	138025
C 14 NZ	138780	
14 NV		138001
X 10 XE	133815	
C 12 NZ; X 12 SZ	138430	
C 12 NZ; X 12 SZ	138780	
12 NZ	138780	
X 12 XE	133816	
C 14 NZ; X 14 SZ	138430	
C 14 NZ; X 14 SZ	138780	
X 14 XE	138430	
C 14 SEL	138780	
C 14 SE	138430	
C 16 XE	138430	
X 16 XE	138430	
C 16 SEL	138430	
X 14 SZ	138430	
Z 12 XE	133816	
Z 12 XE	133839	
Z 14 XE	133809	
Z 18 XE	133809	
Z 18 XE	133810	
Z 10 XE	133815	
Z 10 XEP	133866	
Z 12 XEP	133839	
Z 14 XEP	133839	
Z 12 XEP	133839	
Z 12 XE	133816	
Z 12 XE	133839	
Z 12 XEP	133839	
Z 10 XEP	133866	
Z 14 XEP	133839	
A 16 LER; Z 16 LER	133832	
A 16 LEL; Z 16 LEL	133832	
X 22 XE	138790	
C 20 NE; X 20 SE	138790	
LNF; Z 20 NHH		133058
A 20 NHT		133058
A 20 NHT		133058
A 20 NHT		133058
A 20 NHT		133058
A 20 NHT		133058
A 20 NHT		133058
A 20 NHT		133058
A 20 NHT		133058
A 20 NHT		133058
12 ST	138781	
12 S	138781	138025
13 N	138781	138025
13 S	138781	138025
16 SH		138002
18 E		138002
12 S	138781	
12 S	138781	138025
13 N	138781	138025
13 S	138781	138025
13 S		
16 SH		138002
18 E	138780	138015
18 E	138780	138002
C 13 N	138781	
13 N; 13 NB	138781	
13 S	138781	
C 14 NZ	138780	
14 NV	138780	138001

Anwendungsliste

Application List

	Model	Type	Model year	ccm	Output	Cylinder
OPEL	KADETT E (39_, 49_)	1.6 i	09.1986 - 08.1991	1598	KW 55 / PS 75	4
OPEL	KADETT E (39_, 49_)	1.6 i	09.1986 - 08.1991	1598	KW 55 / PS 75	4
OPEL	KADETT E (39_, 49_)	1.6 i KAT	09.1986 - 08.1991	1598	KW 55 / PS 75	4
OPEL	KADETT E (39_, 49_)	1.6 S	09.1986 - 08.1991	1598	KW 60 / PS 82	4
OPEL	KADETT E (39_, 49_)	1.6 S	09.1986 - 08.1991	1598	KW 60 / PS 82	4
OPEL	KADETT E (39_, 49_)	1.6 S	09.1984 - 08.1986	1598	KW 66 / PS 90	4
OPEL	KADETT E (39_, 49_)	1.8 i	09.1990 - 08.1991	1796	KW 66 / PS 90	4
OPEL	KADETT E (39_, 49_)	1.8 i	09.1984 - 08.1986	1796	KW 85 / PS 115	4
OPEL	KADETT E Cabriolet (43B_)	1.3 S	03.1987 - 02.1993	1297	KW 55 / PS 75	4
OPEL	KADETT E Cabriolet (43B_)	1.4 i	01.1990 - 08.1991	1389	KW 44 / PS 60	4
OPEL	KADETT E Cabriolet (43B_)	1.4 S	08.1990 - 02.1993	1389	KW 55 / PS 75	4
OPEL	KADETT E Cabriolet (43B_)	1.6 i	10.1986 - 02.1993	1598	KW 55 / PS 75	4
OPEL	KADETT E Cabriolet (43B_)	1.6 i	07.1989 - 02.1993	1598	KW 60 / PS 82	4
OPEL	KADETT E Cabriolet (43B_)	1.6 i	07.1989 - 02.1993	1598	KW 60 / PS 82	4
OPEL	KADETT E Cabriolet (43B_)	1.6 i KAT	10.1987 - 02.1993	1598	KW 55 / PS 75	4
OPEL	KADETT E Caravan (35_, 36_, 45_, 46_)	1.6	09.1986 - 08.1991	1598	KW 60 / PS 82	4
OPEL	KADETT E Caravan (35_, 36_, 45_, 46_)	1.6	09.1986 - 08.1991	1598	KW 60 / PS 82	4
OPEL	KADETT E Caravan (35_, 36_, 45_, 46_)	1.3 i KAT	09.1985 - 08.1991	1297	KW 44 / PS 60	4
OPEL	KADETT E Caravan (35_, 36_, 45_, 46_)	1.3 N	09.1984 - 08.1991	1297	KW 44 / PS 60	4
OPEL	KADETT E Caravan (35_, 36_, 45_, 46_)	1.3 S	09.1984 - 08.1987	1297	KW 55 / PS 75	4
OPEL	KADETT E Caravan (35_, 36_, 45_, 46_)	1.4 i	01.1990 - 08.1991	1389	KW 44 / PS 60	4
OPEL	KADETT E Caravan (35_, 36_, 45_, 46_)	1.4 S	01.1990 - 08.1991	1389	KW 55 / PS 75	4
OPEL	KADETT E Caravan (35_, 36_, 45_, 46_)	1.4 S	01.1990 - 08.1991	1389	KW 55 / PS 75	4
OPEL	KADETT E Caravan (35_, 36_, 45_, 46_)	1.6 i	09.1986 - 08.1991	1598	KW 55 / PS 75	4
OPEL	KADETT E Caravan (35_, 36_, 45_, 46_)	1.6 i KAT	09.1986 - 08.1991	1598	KW 55 / PS 75	4
OPEL	KADETT E Caravan (35_, 36_, 45_, 46_)	1.6 S	09.1984 - 08.1986	1598	KW 66 / PS 90	4
OPEL	KADETT E Caravan (35_, 36_, 45_, 46_)	1.8 i	06.1985 - 08.1991	1796	KW 66 / PS 90	4
OPEL	KADETT E Caravan (35_, 36_, 45_, 46_)	1.8 i	09.1984 - 08.1986	1796	KW 85 / PS 115	4
OPEL	KADETT E Caravan (35_, 36_, 45_, 46_)	1.8 S	09.1987 - 08.1991	1796	KW 62 / PS 84	4
OPEL	KADETT E Caravan (35_, 36_, 45_, 46_)	2.0 i	09.1987 - 08.1991	1998	KW 85 / PS 115	4
OPEL	KADETT E Caravan (35_, 36_, 45_, 46_)	2.0 i KAT	09.1987 - 08.1991	1998	KW 85 / PS 115	4
OPEL	KADETT E CC (33_, 34_, 43_, 44_)	1.3 i KAT	09.1985 - 08.1991	1297	KW 44 / PS 60	4
OPEL	KADETT E CC (33_, 34_, 43_, 44_)	1.3 N	09.1984 - 08.1991	1297	KW 44 / PS 60	4
OPEL	KADETT E CC (33_, 34_, 43_, 44_)	1.3 S	09.1984 - 08.1987	1297	KW 55 / PS 75	4
OPEL	KADETT E CC (33_, 34_, 43_, 44_)	1.4 i	01.1990 - 08.1991	1389	KW 44 / PS 60	4
OPEL	KADETT E CC (33_, 34_, 43_, 44_)	1.4 S	01.1990 - 08.1991	1389	KW 55 / PS 75	4
OPEL	KADETT E CC (33_, 34_, 43_, 44_)	1.4 S	09.1989 - 08.1991	1389	KW 60 / PS 82	4
OPEL	KADETT E CC (33_, 34_, 43_, 44_)	1.6 i	09.1986 - 08.1991	1598	KW 55 / PS 75	4
OPEL	KADETT E CC (33_, 34_, 43_, 44_)	1.6 i KAT	09.1986 - 08.1991	1598	KW 55 / PS 75	4
OPEL	KADETT E CC (33_, 34_, 43_, 44_)	1.6 S	09.1986 - 08.1991	1598	KW 60 / PS 82	4
OPEL	KADETT E CC (33_, 34_, 43_, 44_)	1.6 S	09.1986 - 08.1991	1598	KW 60 / PS 82	4
OPEL	KADETT E CC (33_, 34_, 43_, 44_)	1.6 S	09.1984 - 08.1986	1598	KW 66 / PS 90	4
OPEL	KADETT E CC (33_, 34_, 43_, 44_)	1.8 GSI	09.1984 - 08.1986	1796	KW 85 / PS 115	4
OPEL	KADETT E CC (33_, 34_, 43_, 44_)	1.8 i	06.1985 - 08.1991	1796	KW 66 / PS 90	4
OPEL	KADETT E CC (33_, 34_, 43_, 44_)	2.0 GSI 16V	03.1988 - 08.1991	1998	KW 110 / PS 150	4
OPEL	KADETT E CC (33_, 34_, 43_, 44_)	2.0 GSI 16V	12.1987 - 08.1991	1998	KW 115 / PS 156	4
OPEL	KADETT E CC (33_, 34_, 43_, 44_)	2.0 GSI 16V KAT	03.1988 - 08.1991	1998	KW 110 / PS 150	4
OPEL	KADETT E Combo (38_, 48_)	1.6	09.1986 - 12.1991	1598	KW 60 / PS 82	4
OPEL	KADETT E Combo (38_, 48_)	1.6	09.1986 - 12.1991	1598	KW 60 / PS 82	4
OPEL	KADETT E Combo (38_, 48_)	1.3 N	01.1986 - 12.1989	1297	KW 44 / PS 60	4
OPEL	KADETT E Combo (38_, 48_)	1.3 S	01.1986 - 12.1989	1297	KW 55 / PS 75	4
OPEL	KADETT E Combo (38_, 48_)	1.4 i	08.1991 - 07.1994	1389	KW 44 / PS 60	4
OPEL	KADETT E Combo (38_, 48_)	1.4 S	07.1989 - 08.1991	1389	KW 55 / PS 75	4
OPEL	KADETT E Combo (38_, 48_)	1.4 S	07.1989 - 08.1991	1389	KW 55 / PS 75	4
OPEL	KADETT E Combo (38_, 48_)	1.6 i	08.1991 - 07.1994	1598	KW 55 / PS 75	4
OPEL	KADETT E Combo (38_, 48_)	1.6 i	08.1991 - 07.1994	1598	KW 55 / PS 75	4
OPEL	KADETT E Combo (38_, 48_)	1.6 i	08.1991 - 07.1994	1598	KW 55 / PS 75	4
OPEL	KADETT E Kasten (37_, 47_)	1.3 N	09.1984 - 07.1989	1297	KW 44 / PS 60	4
OPEL	KADETT E Kasten (37_, 47_)	1.4 i	01.1990 - 08.1991	1389	KW 44 / PS 60	4
OPEL	KADETT E Kasten (37_, 47_)	1.6 i	08.1989 - 09.1993	1598	KW 55 / PS 75	4
OPEL	KADETT E Kasten (37_, 47_)	1.6 i	08.1989 - 09.1993	1598	KW 55 / PS 75	4
OPEL	KADETT E Kasten (37_, 47_)	1.6 i	08.1989 - 09.1993	1598	KW 55 / PS 75	4
OPEL	KADETT E Kasten (37_, 47_)	1.8 i	08.1984 - 09.1992	1796	KW 66 / PS 90	4
OPEL	MANTA B (58_, 59_)	1.3 S	08.1981 - 08.1986	1297	KW 55 / PS 75	4
OPEL	MANTA B (58_, 59_)	1.8 S	07.1982 - 08.1987	1796	KW 66 / PS 90	4
OPEL	MANTA B (58_, 59_)	2.0 E	08.1977 - 08.1988	1979	KW 81 / PS 110	4
OPEL	MANTA B (58_, 59_)	2.0 S	08.1977 - 08.1984	1979	KW 74 / PS 100	4


Engine code



E 16 NZ	138781	138033
E 16 NZ		
C 16 LZ; C 16 NZ	138781	
16 SV	138780	138033
16 SV	138781	138033
16 SH		138002
18 SV; C 18 NT; C 18 NZ	138780	
18 E; 18 SE		138002
13 S	138781	
C 14 NZ	138780	
14 NV		138001
E 16 NZ	138781	138033
16 SV	138780	138033
16 SV	138781	138033
C 16 LZ; C 16 NZ	138781	
16 SV	138780	138033
16 SV	138781	138033
C 13 N	138781	138033
13 N	138781	138033
13 S	138781	
C 14 NZ	138780	138033
14 NV	138780	138001
14 NV	138780	138033
E 16 NZ	138781	138033
C 16 LZ; C 16 NZ	138781	138033
16 SH		138002
C 18 NT; C 18 NZ	138780	138033
18 E		138002
E 18 NV		138033
20 NE		138033
C 20 NE		138033
C 13 N	138781	
13 N; 13 NB	138781	
13 S	138781	
C 14 NZ	138780	
14 NV	138780	138001
C 14 SE		138001
E 16 NZ	138781	138033
C 16 LZ; C 16 NZ	138781	
16 SV	138780	138033
16 SV	138781	138033
16 SH		138002
18 E		138002
C 18 NT; C 18 NZ; S 18 NV	138780	
20 XEJ		138015
20 XE		138015
C 20 XE		138015
16 SV	138780	138033
16 SV	138781	138033
13 N	138781	
13 S	138781	
C 14 NZ	138780	138034
14 NV	138780	138001
14 NV	138780	138034
C 16 NZ		138026
C 16 NZ		138033
C 16 NZ		138034
13 N; 13 NB	138781	
C 14 NZ	138780	138034
C 16 NZ	138781	138026
C 16 NZ	138781	138033
C 16 NZ	138781	138034
C 18 NT	138780	
13 S	138781	138002
18 S		138002
20 E		138002
20 S		138002

Anwendungsliste

Application List

	Model	Type	Model year	ccm	Output	Cylinder
OPEL	MANTA B CC (53_, 55_)	1.3 S	08.1979 - 08.1986	1297	KW 55 / PS 75	4
OPEL	MANTA B CC (53_, 55_)	1.8 S	07.1982 - 08.1987	1796	KW 66 / PS 90	4
OPEL	MANTA B CC (53_, 55_)	2.0 E	08.1977 - 08.1988	1979	KW 81 / PS 110	4
OPEL	MANTA B CC (53_, 55_)	2.0 S	08.1977 - 08.1984	1979	KW 74 / PS 100	4
OPEL	MERIVA	1.6	05.2003 - 05.2010	1598	KW 64 / PS 87	4
OPEL	MERIVA	1.6	01.2006 - 05.2010	1598	KW 77 / PS 105	4
OPEL	MERIVA	1.8	05.2003 - 05.2010	1796	KW 92 / PS 125	4
OPEL	MERIVA	1.8	05.2003 - 05.2010	1796	KW 92 / PS 125	4
OPEL	MERIVA	1.4 16V Twinport	07.2004 - 05.2010	1364	KW 66 / PS 90	4
OPEL	MERIVA	1.6 16V	05.2003 - 05.2010	1598	KW 74 / PS 100	4
OPEL	MERIVA	1.6 Turbo	09.2005 - 05.2010	1598	KW 132 / PS 180	4
OPEL	MONTEREY A (UBS_)	3.2	06.1992 - 07.1998	3165	KW 130 / PS 177	6
OPEL	MONZA A (22_)	2.0 E	03.1983 - 10.1984	1979	KW 85 / PS 115	4
OPEL	MONZA A (22_)	2.2 E	11.1984 - 08.1986	2197	KW 85 / PS 115	4
OPEL	MONZA A (22_)	2.5 E	05.1981 - 08.1986	2490	KW 100 / PS 136	6
OPEL	MONZA A (22_)	2.5 E	06.1984 - 08.1986	2490	KW 103 / PS 140	6
OPEL	MONZA A (22_)	3.0	04.1978 - 07.1982	2969	KW 110 / PS 150	6
OPEL	MONZA A (22_)	3.0 GSE	02.1978 - 08.1986	2968	KW 132 / PS 180	6
OPEL	OMEGA A (16_, 17_, 19_)	1.8	09.1986 - 03.1994	1796	KW 85 / PS 115	4
OPEL	OMEGA A (16_, 17_, 19_)	1.8 S	09.1986 - 03.1994	1796	KW 66 / PS 90	4
OPEL	OMEGA A (16_, 17_, 19_)	3.0	03.1987 - 09.1990	2969	KW 130 / PS 177	6
OPEL	OMEGA A (16_, 17_, 19_)	3.6 24V Lotus	08.1990 - 09.1992	3638	KW 277 / PS 377	6
OPEL	OMEGA A Caravan (66_, 67_)	1.8	09.1986 - 03.1994	1796	KW 85 / PS 115	4
OPEL	OMEGA A Caravan (66_, 67_)	1.8 N	09.1986 - 08.1987	1796	KW 60 / PS 82	4
OPEL	OMEGA A Caravan (66_, 67_)	1.8 S	09.1986 - 03.1994	1796	KW 66 / PS 90	4
OPEL	OMEGA A Caravan (66_, 67_)	3.0	03.1987 - 09.1990	2969	KW 130 / PS 177	6
OPEL	OMEGA B (25_, 26_, 27_)	2.0	03.1994 - 09.1999	1998	KW 85 / PS 116	4
OPEL	OMEGA B (25_, 26_, 27_)	2.0	03.1994 - 12.2000	1998	KW 85 / PS 115	4
OPEL	OMEGA B (25_, 26_, 27_)	2.0 16V	03.1994 - 09.1999	1998	KW 100 / PS 136	4
OPEL	OMEGA B (25_, 26_, 27_)	2.2 16V	09.1999 - 07.2003	2198	KW 106 / PS 144	4
OPEL	OMEGA B (25_, 26_, 27_)	2.5 V6	03.1994 - 09.2000	2498	KW 125 / PS 170	6
OPEL	OMEGA B (25_, 26_, 27_)	2.6 V6	09.2000 - 07.2003	2597	KW 132 / PS 180	6
OPEL	OMEGA B (25_, 26_, 27_)	2.6 V6	09.2000 - 07.2003	2597	KW 132 / PS 180	6
OPEL	OMEGA B (25_, 26_, 27_)	3.0 V6	04.1994 - 02.2001	2962	KW 155 / PS 211	6
OPEL	OMEGA B (25_, 26_, 27_)	3.2 V6	02.2001 - 07.2003	3175	KW 160 / PS 218	6
OPEL	OMEGA B (25_, 26_, 27_)	3.2 V6	02.2001 - 07.2003	3175	KW 160 / PS 218	6
OPEL	OMEGA B Caravan (21_, 22_, 23_)	2.0	03.1994 - 09.1999	1998	KW 85 / PS 116	4
OPEL	OMEGA B Caravan (21_, 22_, 23_)	2.0 16V	03.1994 - 09.1999	1998	KW 100 / PS 136	4
OPEL	OMEGA B Caravan (21_, 22_, 23_)	2.2 16V	09.1999 - 07.2003	2198	KW 106 / PS 144	4
OPEL	OMEGA B Caravan (21_, 22_, 23_)	2.5 V6	03.1994 - 09.2000	2498	KW 125 / PS 170	6
OPEL	OMEGA B Caravan (21_, 22_, 23_)	2.6 V6	09.2000 - 07.2003	2597	KW 132 / PS 180	6
OPEL	OMEGA B Caravan (21_, 22_, 23_)	2.6 V6	09.2000 - 07.2003	2597	KW 132 / PS 180	6
OPEL	OMEGA B Caravan (21_, 22_, 23_)	3.0 V6	04.1994 - 02.2001	2962	KW 155 / PS 211	6
OPEL	OMEGA B Caravan (21_, 22_, 23_)	3.2 V6	02.2001 - 07.2003	3175	KW 160 / PS 218	6
OPEL	OMEGA B Caravan (21_, 22_, 23_)	3.2 V6	02.2001 - 07.2003	3175	KW 160 / PS 218	6
OPEL	REKORD E (17_, -19_, 11_, 14_, 16_)	1.7	09.1977 - 10.1982	1698	KW 44 / PS 60	4
OPEL	REKORD E (17_, -19_, 11_, 14_, 16_)	1.8	11.1982 - 08.1986	1796	KW 55 / PS 75	4
OPEL	REKORD E (17_, -19_, 11_, 14_, 16_)	1.9	09.1977 - 10.1982	1897	KW 55 / PS 75	4
OPEL	REKORD E (17_, -19_, 11_, 14_, 16_)	1.8 S	11.1982 - 08.1986	1796	KW 66 / PS 90	4
OPEL	REKORD E (17_, -19_, 11_, 14_, 16_)	2.0	09.1977 - 10.1982	1979	KW 66 / PS 90	4
OPEL	REKORD E (17_, -19_, 11_, 14_, 16_)	2.0 E	09.1977 - 10.1984	1979	KW 81 / PS 110	4
OPEL	REKORD E (17_, -19_, 11_, 14_, 16_)	2.0 S	08.1977 - 08.1986	1979	KW 74 / PS 100	4
OPEL	REKORD E Caravan (61_, 66_, 67_)	1.7	09.1977 - 10.1982	1698	KW 44 / PS 60	4
OPEL	REKORD E Caravan (61_, 66_, 67_)	1.8	11.1982 - 08.1986	1796	KW 55 / PS 75	4
OPEL	REKORD E Caravan (61_, 66_, 67_)	1.9	09.1977 - 10.1982	1897	KW 55 / PS 75	4
OPEL	REKORD E Caravan (61_, 66_, 67_)	1.8 S	11.1982 - 08.1986	1796	KW 66 / PS 90	4
OPEL	REKORD E Caravan (61_, 66_, 67_)	2.0	09.1977 - 10.1982	1979	KW 66 / PS 90	4
OPEL	REKORD E Caravan (61_, 66_, 67_)	2.0 E	09.1977 - 10.1984	1979	KW 81 / PS 110	4
OPEL	REKORD E Caravan (61_, 66_, 67_)	2.0 S	08.1977 - 08.1986	1979	KW 74 / PS 100	4
OPEL	SENATOR A (29_)	2.0 E	03.1983 - 10.1984	1979	KW 85 / PS 115	4
OPEL	SENATOR A (29_)	2.5 E	01.1983 - 08.1984	2490	KW 100 / PS 136	6
OPEL	SENATOR A (29_)	3.0	04.1978 - 07.1982	2969	KW 110 / PS 150	6
OPEL	SENATOR A (29_)	3.0 E	02.1978 - 12.1986	2969	KW 132 / PS 180	6
OPEL	SIGNUM	1.8	05.2003 -	1796	KW 90 / PS 122	4
OPEL	SIGNUM	1.8	05.2003 -	1796	KW 90 / PS 122	4
OPEL	SIGNUM	1.8	09.2005 -	1796	KW 103 / PS 140	4
OPEL	SIGNUM	2.2 direct	05.2003 -	2198	KW 114 / PS 155	4


Engine code



13 S	138781	138002	
18 S		138002	
20 E		138002	
20 S		138002	
Z 16 SE	138804		
Z 16 XEP	133832		
Z 18 XE	133809		
Z 18 XE	133810		
Z 14 XEP	133839		
Z 16 XE	133809		
Z 16 LET	133832		
6 VD1	138818		
H 20 E		138002	
22 E	138781		
H 25 E		138002	
25 E	138781		
30 H		138002	
30 E	138781	138002	
18 SEH	138780	138015	
18 SV	138780	138015	
30 NE		138012	
C 36 GET	138818		
18 SEH	138780	138015	
18 NV	138780		
18 SV	138780	138015	
30 NE		138012	
X 20 SE	138790		
20 SE	138790		
X 20 XEV	138762		138678
Y 22 XE; Z 22 XE	133880		
X 25 XE	138768		
Y 26 SE	133855		
Y 26 SE	133856		
X 30 XE	138768		
Y 32 SE	133855		
Y 32 SE	133856		
X 20 SE	138790		
X 20 XEV	138762		138678
Y 22 XE; Z 22 XE	133880		
X 25 XE	138768		
Y 26 SE	133855		
Y 26 SE	133856		
X 30 XE	138768		
Y 32 SE	133855		
Y 32 SE	133856		
17 N		138002	
18 N		138002	
19 N		138002	
18 S		138002	
20 N		138002	
20 E		138002	
20 S		138002	
17 N		138002	
18 N		138002	
19 N		138002	
18 S		138002	
20 N		138002	
20 E		138002	
20 S		138002	
H 20 E		138002	
H 25 E		138002	
30 H		138002	
30 E		138002	
Z 18 XE	133809		
Z 18 XE	133810		
Z 18 XER	133832		
Z 22 YH	133885		

Anwendungsliste

Application List

	Model	Type	Model year	ccm	Output	Cylinder
OPEL	SIGNUM	2.8 V6 Turbo	09.2005 -	2792	KW 169 / PS 230	6
OPEL	SIGNUM	2.8 V6 Turbo	01.2006 -	2792	KW 184 / PS 250	6
OPEL	SIGNUM	3.2 V6	05.2003 -	3175	KW 155 / PS 211	6
OPEL	SPEEDSTER	2.0 Turbo	04.2003 -	1998	KW 147 / PS 200	4
OPEL	TIGRA (95_)	1.4 16V	07.1994 - 12.2000	1389	KW 66 / PS 90	4
OPEL	TIGRA (95_)	1.4 16V	08.1997 - 12.2000	1389	KW 63 / PS 86	4
OPEL	TIGRA (95_)	1.6 16V	07.1994 - 08.1998	1598	KW 78 / PS 106	4
OPEL	TIGRA (95_)	1.6 16V	08.1997 - 08.1998	1598	KW 74 / PS 100	4
OPEL	TIGRA TwinTop	1.4	06.2004 -	1364	KW 66 / PS 90	4
OPEL	TIGRA TwinTop	1.8	06.2004 -	1796	KW 92 / PS 125	4
OPEL	TIGRA TwinTop	1.8	06.2004 -	1796	KW 92 / PS 125	4
OPEL	VECTRA A (86_, 87_)	1.6	09.1988 - 05.1993	1598	KW 60 / PS 82	4
OPEL	VECTRA A (86_, 87_)	1.6	09.1988 - 05.1993	1598	KW 60 / PS 82	4
OPEL	VECTRA A (86_, 87_)	1.4 S	09.1988 - 06.1992	1389	KW 55 / PS 75	4
OPEL	VECTRA A (86_, 87_)	1.6 i	09.1988 - 11.1995	1598	KW 55 / PS 75	4
OPEL	VECTRA A (86_, 87_)	1.6 i	09.1993 - 11.1995	1598	KW 52 / PS 71	4
OPEL	VECTRA A (86_, 87_)	1.6 i	09.1993 - 11.1995	1598	KW 55 / PS 75	4
OPEL	VECTRA A (86_, 87_)	1.8 i KAT	03.1990 - 11.1995	1796	KW 66 / PS 90	4
OPEL	VECTRA A (86_, 87_)	1.8 S	09.1989 - 10.1990	1796	KW 66 / PS 90	4
OPEL	VECTRA A (86_, 87_)	1.8 S 4x4	01.1989 - 07.1989	1796	KW 65 / PS 88	4
OPEL	VECTRA A (86_, 87_)	2.0 i 16V	06.1994 - 11.1995	1998	KW 100 / PS 136	4
OPEL	VECTRA A (86_, 87_)	2.0 i 16V 4x4	06.1994 - 11.1995	1998	KW 100 / PS 136	4
OPEL	VECTRA A (86_, 87_)	2.0 i Turbo 4x4	06.1994 - 11.1995	1998	KW 150 / PS 204	4
OPEL	VECTRA A (86_, 87_)	2.5 CD 4x4	08.1992 - 08.1995	2498	KW 125 / PS 170	6
OPEL	VECTRA A (86_, 87_)	2.5 V6	02.1993 - 11.1995	2498	KW 125 / PS 170	6
OPEL	VECTRA A (86_, 87_)	2000 16V 4x4	01.1989 - 10.1990	1998	KW 110 / PS 150	4
OPEL	VECTRA A (86_, 87_)	2000/GT 16V	01.1989 - 06.1994	1998	KW 110 / PS 150	4
OPEL	VECTRA A (86_, 87_)	2000/GT 16V 4x4 KAT	02.1990 - 11.1995	1998	KW 110 / PS 150	4
OPEL	VECTRA A (86_, 87_)	2000/GT 16V KAT	02.1990 - 11.1995	1998	KW 110 / PS 150	4
OPEL	VECTRA A CC (88_, 89_)	1.4 S	04.1988 - 06.1992	1389	KW 55 / PS 75	4
OPEL	VECTRA A CC (88_, 89_)	1.4 S	04.1988 - 06.1992	1389	KW 55 / PS 75	4
OPEL	VECTRA A CC (88_, 89_)	1.6 i	09.1993 - 11.1995	1598	KW 52 / PS 71	4
OPEL	VECTRA A CC (88_, 89_)	1.6 i	09.1993 - 11.1995	1598	KW 52 / PS 71	4
OPEL	VECTRA A CC (88_, 89_)	1.6 i	09.1993 - 11.1995	1598	KW 55 / PS 75	4
OPEL	VECTRA A CC (88_, 89_)	1.6 i KAT	09.1988 - 11.1995	1598	KW 55 / PS 75	4
OPEL	VECTRA A CC (88_, 89_)	1.6 i KAT	09.1988 - 11.1995	1598	KW 55 / PS 75	4
OPEL	VECTRA A CC (88_, 89_)	1.6 S	09.1988 - 05.1993	1598	KW 60 / PS 82	4
OPEL	VECTRA A CC (88_, 89_)	1.6 S	09.1988 - 05.1993	1598	KW 60 / PS 82	4
OPEL	VECTRA A CC (88_, 89_)	1.8 i	09.1988 - 10.1990	1796	KW 66 / PS 90	4
OPEL	VECTRA A CC (88_, 89_)	1.8 i KAT	03.1990 - 11.1995	1796	KW 66 / PS 90	4
OPEL	VECTRA A CC (88_, 89_)	1.8 S	09.1988 - 07.1989	1796	KW 65 / PS 88	4
OPEL	VECTRA A CC (88_, 89_)	2.0 i 16V	02.1989 - 10.1990	1998	KW 110 / PS 150	4
OPEL	VECTRA A CC (88_, 89_)	2.0 i 16V	06.1994 - 11.1995	1998	KW 100 / PS 136	4
OPEL	VECTRA A CC (88_, 89_)	2.0 i 16V KAT	02.1990 - 11.1995	1998	KW 110 / PS 150	4
OPEL	VECTRA A CC (88_, 89_)	2.5 V6	02.1993 - 11.1995	2498	KW 125 / PS 170	6
OPEL	VECTRA B (36_)	1.6 i	10.1995 - 04.2002	1598	KW 55 / PS 75	4
OPEL	VECTRA B (36_)	1.6 i	10.1995 - 04.2002	1598	KW 55 / PS 75	4
OPEL	VECTRA B (36_)	1.6 i 16V	10.1995 - 04.2002	1598	KW 74 / PS 100	4
OPEL	VECTRA B (36_)	1.6 i 16V	10.1995 - 04.2002	1598	KW 74 / PS 100	4
OPEL	VECTRA B (36_)	1.8 i 16V	10.1995 - 09.2000	1796	KW 85 / PS 115	4
OPEL	VECTRA B (36_)	1.8 i 16V	10.1995 - 09.2000	1796	KW 85 / PS 115	4
OPEL	VECTRA B (36_)	1.8 i 16V	10.1995 - 09.2000	1799	KW 85 / PS 115	4
OPEL	VECTRA B (36_)	1.8 i 16V	09.2000 - 04.2002	1796	KW 92 / PS 125	4
OPEL	VECTRA B (36_)	1.8 i 16V	09.2000 - 04.2002	1796	KW 92 / PS 125	4
OPEL	VECTRA B (36_)	2.0 i	10.1995 - 04.2002	1998	KW 82 / PS 112	4
OPEL	VECTRA B (36_)	2.0 i 16V	10.1995 - 09.2000	1998	KW 100 / PS 136	4
OPEL	VECTRA B (36_)	2.6 i V6	09.2000 - 04.2002	2597	KW 125 / PS 170	6
OPEL	VECTRA B (36_)	2.6 i V6	09.2000 - 04.2002	2597	KW 125 / PS 170	6
OPEL	VECTRA B (36_)	i 500 2.5	05.1998 - 09.2000	2498	KW 143 / PS 194	6
OPEL	VECTRA B Caravan (31_)	1.6 i	11.1996 - 06.2000	1598	KW 55 / PS 75	4
OPEL	VECTRA B Caravan (31_)	1.6 i	11.1996 - 06.2000	1598	KW 55 / PS 75	4
OPEL	VECTRA B Caravan (31_)	1.6 i 16V	11.1996 - 07.2002	1598	KW 74 / PS 100	4
OPEL	VECTRA B Caravan (31_)	1.6 i 16V	11.1996 - 07.2002	1598	KW 74 / PS 100	4
OPEL	VECTRA B Caravan (31_)	1.8 i 16V	11.1996 - 09.2000	1796	KW 85 / PS 115	4
OPEL	VECTRA B Caravan (31_)	1.8 i 16V	11.1996 - 09.2000	1796	KW 85 / PS 115	4
OPEL	VECTRA B Caravan (31_)	1.8 i 16V	11.1996 - 09.2000	1799	KW 85 / PS 115	4
OPEL	VECTRA B Caravan (31_)	1.8 i 16V	09.2000 - 07.2003	1796	KW 92 / PS 125	4


Engine code



Z 28 NEL	133864		
Z 28 NET	133864		
Z 32 SE	133855		
Z 20 LET	133879		
X 14 XE	138430		
X 14 XE	138430		
X 16 XE	138430		
C 16 SEL	138430		
Z 14 XEP	133839		
Z 18 XE	133809		
Z 18 XE	133810		
16 SV	138780	138033	
16 SV	138781	138033	
14 NV		138001	
C 16 NZ; C 16 NZ2; E 16 NZ	138781	138033	
X 16 SZ	138430		
16 LZ2	138780		
C 18 NZ	138780		
18 SV	138780		
E 18 NVR	138780		
X 20 XEV	138762		138678
X 20 XEV			138678
C 20 LET		138015	
C 25 XE		138403	
C 25 XE		138403	
20 XEJ		138015	
20 XEJ		138015	
C 20 XE	138790	138015	
C 20 XE	138790	138015	
14 NV		138001	
14 NV		138033	
X 16 SZ	138430		
X 16 SZ	138780		
16 LZ2	138780		
C 16 NZ; C 16 NZ2	138780	138033	
C 16 NZ; C 16 NZ2	138781	138033	
16 SV	138780	138033	
16 SV	138781	138033	
18 SV	138780		
C 18 NZ	138780		
E 18 NVR	138780		
20 XEJ		138015	
X 20 XEV	138762		138678
C 20 XE	138790	138015	
C 25 XE		138403	
X 16 SZR	138430		
16 LZ2	138780		
X 16 XEL; Y 16 XE; Z 16 XE	133809		
X 16 XEL; Y 16 XE; Z 16 XE	138430		
X 18 XE1	133809		
X 18 XE1	133810		
X 18 XE	138762		
Z 18 XE	133809		
Z 18 XE	133810		
20 NEJ	138790		
C 20 SEL; X 20 XEV	138762		138678
Y 26 SE	133855		
Y 26 SE	133856		
X 25 XE	138761		
X 16 SZR	138430		
16 LZ2	138780		
X 16 XEL; Y 16 XE; Z 16 XE	133809		
X 16 XEL; Y 16 XE; Z 16 XE	138430		
X 18 XE1	133809		
X 18 XE1	133810		
X 18 XE	138762		
Z 18 XE	133809		

Anwendungsliste

Application List

	Model	Type	Model year	ccm	Output	Cylinder
OPEL	VECTRA B Caravan (31_)	1.8 i 16V	09.2000 - 07.2003	1796	KW 92 / PS 125	4
OPEL	VECTRA B Caravan (31_)	2.0 i	11.1996 - 02.2002	1998	KW 82 / PS 112	4
OPEL	VECTRA B Caravan (31_)	2.0 i 16V	11.1996 - 09.2000	1998	KW 100 / PS 136	4
OPEL	VECTRA B Caravan (31_)	2.6 i V6	09.2000 - 07.2003	2597	KW 125 / PS 170	6
OPEL	VECTRA B Caravan (31_)	2.6 i V6	09.2000 - 07.2003	2597	KW 125 / PS 170	6
OPEL	VECTRA B Caravan (31_)	i 500 2.5	05.1998 - 09.2000	2498	KW 143 / PS 194	6
OPEL	VECTRA B CC (38_)	1.6 i	10.1995 - 07.2003	1598	KW 55 / PS 75	4
OPEL	VECTRA B CC (38_)	1.6 i	10.1995 - 07.2003	1598	KW 55 / PS 75	4
OPEL	VECTRA B CC (38_)	1.6 i 16V	10.1995 - 07.2002	1598	KW 74 / PS 101	4
OPEL	VECTRA B CC (38_)	1.6 i 16V	10.1995 - 07.2002	1598	KW 74 / PS 101	4
OPEL	VECTRA B CC (38_)	1.8 i 16V	10.1995 - 09.2000	1796	KW 85 / PS 116	4
OPEL	VECTRA B CC (38_)	1.8 i 16V	10.1995 - 09.2000	1796	KW 85 / PS 116	4
OPEL	VECTRA B CC (38_)	1.8 i 16V	10.1995 - 09.2000	1799	KW 85 / PS 116	4
OPEL	VECTRA B CC (38_)	1.8 i 16V	09.2000 - 07.2003	1796	KW 92 / PS 125	4
OPEL	VECTRA B CC (38_)	1.8 i 16V	09.2000 - 07.2003	1796	KW 92 / PS 125	4
OPEL	VECTRA B CC (38_)	2.0 i	10.1995 - 02.2002	1998	KW 82 / PS 112	4
OPEL	VECTRA B CC (38_)	2.0 i 16V	10.1995 - 09.2000	1998	KW 100 / PS 136	4
OPEL	VECTRA B CC (38_)	2.6 i V6	09.2000 - 07.2003	2597	KW 125 / PS 170	6
OPEL	VECTRA B CC (38_)	2.6 i V6	09.2000 - 07.2003	2597	KW 125 / PS 170	6
OPEL	VECTRA C	1.6	01.2006 -	1598	KW 77 / PS 105	4
OPEL	VECTRA C	1.8	04.2002 -	1796	KW 81 / PS 110	4
OPEL	VECTRA C	1.8	04.2002 -	1796	KW 81 / PS 110	4
OPEL	VECTRA C	1.8	01.2006 -	1796	KW 103 / PS 140	4
OPEL	VECTRA C	1.6 16V	06.2004 -	1598	KW 74 / PS 100	4
OPEL	VECTRA C	1.8 16V	04.2002 -	1796	KW 90 / PS 122	4
OPEL	VECTRA C	1.8 16V	04.2002 -	1796	KW 90 / PS 122	4
OPEL	VECTRA C	2.0 16V Turbo	03.2003 -	1998	KW 129 / PS 175	4
OPEL	VECTRA C	2.2 direct	10.2003 -	2198	KW 114 / PS 155	4
OPEL	VECTRA C	2.8 V6 Turbo	08.2005 -	2792	KW 169 / PS 230	6
OPEL	VECTRA C	2.8 V6 Turbo	08.2005 -	2792	KW 188 / PS 255	6
OPEL	VECTRA C	2.8 V6 Turbo	08.2006 -	2792	KW 184 / PS 250	6
OPEL	VECTRA C	3.2 V6	08.2002 -	3175	KW 155 / PS 211	6
OPEL	VECTRA C Caravan	1.6	01.2006 -	1598	KW 77 / PS 105	4
OPEL	VECTRA C Caravan	1.8	10.2003 -	1796	KW 90 / PS 122	4
OPEL	VECTRA C Caravan	1.8	10.2003 -	1796	KW 90 / PS 122	4
OPEL	VECTRA C Caravan	1.8	01.2006 -	1796	KW 103 / PS 140	4
OPEL	VECTRA C Caravan	1.6 16V	06.2004 -	1598	KW 74 / PS 100	4
OPEL	VECTRA C Caravan	2.0 Turbo	10.2003 -	1998	KW 129 / PS 175	4
OPEL	VECTRA C Caravan	2.2 direct	10.2003 -	2198	KW 114 / PS 155	4
OPEL	VECTRA C Caravan	2.8 V6 Turbo	08.2005 -	2792	KW 169 / PS 230	6
OPEL	VECTRA C Caravan	2.8 V6 Turbo	08.2005 -	2792	KW 188 / PS 255	6
OPEL	VECTRA C Caravan	2.8 V6 Turbo	01.2007 -	2792	KW 206 / PS 280	6
OPEL	VECTRA C Caravan	2.8 V6 Turbo	01.2007 -	2792	KW 184 / PS 250	6
OPEL	VECTRA C Caravan	3.2 V6	10.2003 -	3175	KW 155 / PS 211	6
OPEL	VECTRA C GTS	1.6	08.2005 -	1598	KW 74 / PS 100	4
OPEL	VECTRA C GTS	1.6	01.2006 -	1598	KW 77 / PS 105	4
OPEL	VECTRA C GTS	1.8	01.2006 -	1796	KW 103 / PS 140	4
OPEL	VECTRA C GTS	1.8 16V	08.2002 -	1796	KW 90 / PS 122	4
OPEL	VECTRA C GTS	1.8 16V	08.2002 -	1796	KW 90 / PS 122	4
OPEL	VECTRA C GTS	2.0 16V Turbo	03.2003 -	1998	KW 129 / PS 175	4
OPEL	VECTRA C GTS	2.2 direct	10.2003 -	2198	KW 114 / PS 155	4
OPEL	VECTRA C GTS	2.8 V6 Turbo	08.2005 -	2792	KW 169 / PS 230	6
OPEL	VECTRA C GTS	2.8 V6 Turbo	08.2005 -	2792	KW 188 / PS 255	6
OPEL	VECTRA C GTS	2.8 V6 Turbo	08.2006 -	2792	KW 184 / PS 250	6
OPEL	VECTRA C GTS	2.8 V6 Turbo	08.2006 -	2792	KW 206 / PS 280	6
OPEL	VECTRA C GTS	3.2 V6	08.2002 -	3175	KW 155 / PS 211	6
OPEL	VIVARO Combi (J7)	2.0 16V	08.2001 -	1998	KW 88 / PS 120	4
OPEL	VIVARO Combi (J7)	2.0 ECOTEC	08.2006 -	1998	KW 86 / PS 117	4
OPEL	VIVARO Kasten (F7)	2.0 16V	08.2001 -	1998	KW 88 / PS 120	4
OPEL	VIVARO Kasten (F7)	2.0 ECOTEC	08.2006 -	1998	KW 86 / PS 117	4
OPEL	VIVARO Pritsche/Fahrgestell (E7)	2.0 16V	08.2006 -	1998	KW 88 / PS 120	4
OPEL	ZAFIRA A (F75_)	1.6 16V	04.1999 - 06.2005	1598	KW 74 / PS 101	4
OPEL	ZAFIRA A (F75_)	1.6 CNG	09.2001 - 06.2005	1598	KW 71 / PS 97	4
OPEL	ZAFIRA A (F75_)	1.8 16V	04.1999 - 09.2000	1796	KW 85 / PS 116	4
OPEL	ZAFIRA A (F75_)	1.8 16V	04.1999 - 09.2000	1796	KW 85 / PS 116	4
OPEL	ZAFIRA A (F75_)	1.8 16V	09.2000 - 06.2005	1796	KW 92 / PS 125	4
OPEL	ZAFIRA A (F75_)	1.8 16V	09.2000 - 06.2005	1796	KW 92 / PS 125	4


Engine code



Z 18 XE	133810	
20 NEJ	138790	
C 20 SEL; X 20 XEV	138762	138678
Y 26 SE	133855	
Y 26 SE	133856	
X 25 XE	138761	
X 16 SZR	138430	
16 LZ2	138780	
X 16 XEL; Y 16 XE; Z 16 XE	133809	
X 16 XEL; Y 16 XE; Z 16 XE	138430	
X 18 XE1	133809	
X 18 XE1	133810	
X 18 XE	138762	
Z 18 XE	133809	
Z 18 XE	133810	
20 NEJ	138790	
C 20 SEL; X 20 XEV	138762	138678
Y 26 SE	133855	
Y 26 SE	133856	
Z 16 XEP	133832	
Z 18 XEL	133809	
Z 18 XEL	133810	
Z 18 XER	133832	
Z 16 XE	133809	
Z 18 XE	133809	
Z 18 XE	133810	
Z 20 NET		138541
Z 22 YH	133885	
Z 28 NEL	133864	
Z 28 NET	133864	
Z 28 NET	133864	
Z 32 SE	133855	
Z 16 XEP	133832	
Z 18 XE	133809	
Z 18 XE	133810	
Z 18 XER	133832	
Z 16 XE	133809	
Z 20 NET		138541
Z 22 YH	133885	
Z 28 NEL	133864	
Z 28 NET	133864	
Z 28 NET	133864	
Z 28 NET	133864	
Z 32 SE	133855	
Z 16 XE	133809	
Z 16 XEP	133832	
Z 18 XER	133832	
Z 18 XE	133809	
Z 18 XE	133810	
Z 20 NET		138541
Z 22 YH	133885	
Z 28 NEL	133864	
Z 28 NET	133864	
Z 28 NET	133864	
Z 28 NET	133864	
Z 32 SE	133855	
F4R 720	133800	
F4R 820	133800	
F4R 720	133800	
F4R 820	133800	
F4R 720	133800	
X 16 XEL; Z 16 XE	133809	
Z 16 YNG	133809	
X 18 XE1	133809	
X 18 XE1	133810	
Z 18 XE	133809	
Z 18 XE	133810	

Anwendungsliste

Application List

	Model	Type	Model year	ccm	Output	Cylinder
OPEL	ZAFIRA A (F75)	2.0 OPC	09.2001 - 06.2005	1998	KW 141 / PS 192	4
OPEL	ZAFIRA A (F75)	2.0 OPC	11.2002 - 06.2005	1998	KW 147 / PS 200	4
OPEL	ZAFIRA B (A05)	2.2	07.2005 -	2198	KW 110 / PS 150	4
OPEL	ZAFIRA B (A05)	1.6	07.2005 -	1598	KW 77 / PS 105	4
OPEL	ZAFIRA B (A05)	1.6	01.2008 -	1598	KW 85 / PS 115	4
OPEL	ZAFIRA B (A05)	1.8	07.2005 -	1796	KW 103 / PS 140	4
OPEL	ZAFIRA B (A05)	1.6 CNG	01.2006 -	1598	KW 69 / PS 94	4
OPEL	ZAFIRA B (A05)	2.0	07.2005 -	1998	KW 147 / PS 200	4
OPEL	ZAFIRA B (A05)	2.0	01.2006 -	1998	KW 177 / PS 241	4
PEUGEOT	104	1.1	08.1980 - 06.1988	1124	KW 37 / PS 50	4
PEUGEOT	104	1.1	07.1976 - 08.1982	1124	KW 42 / PS 57	4
PEUGEOT	104	1.1	09.1978 - 09.1979	1124	KW 48 / PS 66	4
PEUGEOT	104	1.2	08.1979 - 06.1983	1219	KW 42 / PS 57	4
PEUGEOT	104	1.4	08.1979 - 06.1983	1360	KW 53 / PS 72	4
PEUGEOT	104	0.9	10.1979 - 10.1983	954	KW 33 / PS 45	4
PEUGEOT	104	0.9	10.1972 - 10.1979	954	KW 34 / PS 46	4
PEUGEOT	104	1.0	09.1983 - 06.1988	954	KW 32 / PS 44	4
PEUGEOT	107	1.0	06.2005 -	998	KW 50 / PS 68	3
PEUGEOT	208	1.4	03.2012 -	1397	KW 70 / PS 95	4
PEUGEOT	208	1.6	03.2012 -	1598	KW 88 / PS 120	4
PEUGEOT	508	1.6 VTi	11.2010 -	1598	KW 88 / PS 120	4
PEUGEOT	508	1.6 VTi	11.2010 -	1598	KW 85 / PS 116	4
PEUGEOT	3008	1.6 VTi	06.2009 -	1598	KW 88 / PS 120	4
PEUGEOT	5008	1.6 16V	09.2009 -	1598	KW 88 / PS 120	4
PEUGEOT	1007 (KM_)	1.4	04.2005 -	1360	KW 54 / PS 75	4
PEUGEOT	1007 (KM_)	1.4	04.2005 -	1360	KW 54 / PS 75	4
PEUGEOT	1007 (KM_)	1.4 16V	10.2005 -	1360	KW 65 / PS 88	4
PEUGEOT	1007 (KM_)	1.6 16V	04.2005 -	1587	KW 80 / PS 109	4
PEUGEOT	104 Coupe	1.1	08.1979 - 06.1988	1124	KW 37 / PS 50	4
PEUGEOT	104 Coupe	1.1	08.1979 - 06.1983	1124	KW 42 / PS 57	4
PEUGEOT	104 Coupe	1.1	08.1975 - 06.1980	1124	KW 49 / PS 67	4
PEUGEOT	104 Coupe	1.1	09.1973 - 09.1979	1124	KW 48 / PS 66	4
PEUGEOT	104 Coupe	1.4	08.1979 - 06.1984	1360	KW 53 / PS 72	4
PEUGEOT	104 Coupe	0.9	09.1973 - 10.1983	954	KW 33 / PS 45	4
PEUGEOT	106 I (1A, 1C)	1.1	09.1991 - 04.1996	1124	KW 44 / PS 60	4
PEUGEOT	106 I (1A, 1C)	1.4	09.1991 - 04.1996	1361	KW 55 / PS 75	4
PEUGEOT	106 I (1A, 1C)	1.0	09.1991 - 04.1996	954	KW 33 / PS 45	4
PEUGEOT	106 II (1)	1.0 i	05.1996 -	954	KW 33 / PS 45	4
PEUGEOT	106 II (1)	1.0 i	01.1997 -	954	KW 37 / PS 50	4
PEUGEOT	106 II (1)	1.0 i	01.1997 -	954	KW 37 / PS 50	4
PEUGEOT	106 II (1)	1.1 i	05.1996 -	1124	KW 44 / PS 60	4
PEUGEOT	106 II (1)	1.1 i	05.1996 -	1124	KW 44 / PS 60	4
PEUGEOT	106 II (1)	1.1 i	05.1996 -	1124	KW 44 / PS 60	4
PEUGEOT	106 II (1)	1.1 i	01.1997 -	1124	KW 40 / PS 54	4
PEUGEOT	106 II (1)	1.1 i	01.1997 -	1124	KW 40 / PS 54	4
PEUGEOT	106 II (1)	1.4 i	05.1996 -	1360	KW 55 / PS 75	4
PEUGEOT	106 II (1)	1.4 i	05.1996 -	1360	KW 55 / PS 75	4
PEUGEOT	106 II (1)	1.6 i	05.1996 -	1587	KW 65 / PS 89	4
PEUGEOT	106 II (1)	1.6 i	05.1996 -	1587	KW 65 / PS 89	4
PEUGEOT	106 II (1)	1.6 i	05.1996 -	1587	KW 74 / PS 101	4
PEUGEOT	106 II (1)	1.6 S16	05.1996 -	1587	KW 87 / PS 118	4
PEUGEOT	106 II (1)	1.6 S16	05.1996 -	1587	KW 87 / PS 118	4
PEUGEOT	205 I (741A/C)	1.1	02.1983 - 10.1987	1124	KW 36 / PS 49	4
PEUGEOT	205 I (741A/C)	1.1	02.1983 - 10.1987	1124	KW 37 / PS 50	4
PEUGEOT	205 I (741A/C)	1.4	02.1983 - 10.1987	1360	KW 44 / PS 60	4
PEUGEOT	205 I (741A/C)	1.4	10.1985 - 10.1987	1360	KW 58 / PS 79	4
PEUGEOT	205 I (741A/C)	1.4	02.1983 - 10.1987	1360	KW 59 / PS 80	4
PEUGEOT	205 I (741A/C)	1.4	02.1983 - 10.1987	1360	KW 53 / PS 72	4
PEUGEOT	205 I (741A/C)	1.6	08.1986 - 10.1987	1580	KW 55 / PS 75	4
PEUGEOT	205 I (741A/C)	1.6	08.1986 - 10.1987	1580	KW 55 / PS 75	4
PEUGEOT	205 I (741A/C)	1.0	02.1983 - 10.1987	954	KW 33 / PS 45	4
PEUGEOT	205 I (741A/C)	1.6 GTI	12.1984 - 10.1987	1580	KW 76 / PS 103	4
PEUGEOT	205 I (741A/C)	1.9 GTI	10.1986 - 10.1987	1905	KW 94 / PS 128	4
PEUGEOT	205 I (741A/C)	1.9 GTI	03.1987 - 10.1987	1905	KW 75 / PS 102	4
PEUGEOT	205 I Cabriolet (741B, 20D)	1.1 CJ	10.1989 - 12.1994	1124	KW 44 / PS 60	4
PEUGEOT	205 I Cabriolet (741B, 20D)	1.1 CJ	10.1989 - 12.1994	1124	KW 44 / PS 60	4
PEUGEOT	205 I Cabriolet (741B, 20D)	1.4 CJ	03.1988 - 05.1989	1360	KW 44 / PS 60	4


Engine code



Z 20 LET	133879	
Z 20 LER; Z 20 LET	133879	
Z 22 YH	133885	
Z 16 XE1; Z 16 XEP	133832	
A 16 XER; Z 16 XER	133832	
A 18 XER; Z 18 XER	133832	
Z 16 YNG	133809	
Z 20 LER	133879	
Z 20 LEH	133879	
109F (XW7)		138001
109 (XW3)		138001
XW3S		138001
129 (XZ5)		138001
150 (XY6B)		138001
108 (XV5)		138001
108 (XV3)		138001
108C (XV8)		138001
1KR (384 F)	133846	
EP3C	133875	
	133875	
5FS (EP6C)	133875	
	133875	
5FS (EP6C); EP6	133875	
5FS (EP6C); EP6	133875	
KFV (TU3JP)	133817	
KFV (TU3JP)	133818	
KFU (ET3J4)	133854	
NFU (TU5JP4)	133819	
109F (XW7)		138001
109 (XW3)		138001
121 (XW3S)		138001
XW3S		138001
150 (XY6B)		138001
108 (XV3); 108 (XV5)		138001
HDZ (TU1M)	138752	138005
KDX (TU3MC); KDY (TU3M)	138752	138005
CDY (TU9M); TU9	138752	
CDY (TU9M)	138760	
CDZ (TU9M)	133817	
CDZ (TU9M)	138760	
HDZ (TU1M); HFX (TU1JP)	133817	
HDZ (TU1M); HFX (TU1JP)	133818	
HDZ (TU1M); HFX (TU1JP)	138760	
HDY (TU1M)	133817	
HDY (TU1M)	138760	
KFW (TU3JP); KFX (TU3JP)	133817	
KFW (TU3JP); KFX (TU3JP)	138760	
NFZ (TU5JP)	133817	
NFZ (TU5JP)	138760	
NFW (TU5J2); NFY (TU5J2)	133817	
NFX (TU5J4)	133820	
NFX (TU5J4)	133853	
109N (XW7)	138752	138001
109F (XW7)	138752	138001
150D (XY7); 150G (XY7)		138001
150H (XY8)		138001
150B (XY8)		138001
150 (XY6B)		138001
B1A (XU51C)		138001
BAZ (XU5CP)		138001
108C (XV8)	138752	138001
180A (XU5J)		138001
D6B (XU9JA (ohne KAT))	138754	138001
DFZ (XU9J1)		138001
HDZ (TU1M)	138754	138005
HDZ (TU1M)	138760	138005
150D (XY7); 150G (XY7)		138001

Anwendungsliste

Application List

	Model	Type	Model year	ccm	Output	Cylinder
PEUGEOT	205 I Cabriolet (741B, 20D)	1.4 CJ	03.1989 - 12.1994	1360	KW 49 / PS 67	4
PEUGEOT	205 I Cabriolet (741B, 20D)	1.4 CJ	05.1991 - 12.1994	1361	KW 55 / PS 75	4
PEUGEOT	205 I Cabriolet (741B, 20D)	1.4 CJ	05.1991 - 12.1994	1361	KW 55 / PS 75	4
PEUGEOT	205 I Cabriolet (741B, 20D)	1.4 CJ KAT	01.1989 - 09.1993	1361	KW 44 / PS 60	4
PEUGEOT	205 I Cabriolet (741B, 20D)	1.4 CT	04.1986 - 12.1988	1360	KW 58 / PS 79	4
PEUGEOT	205 I Cabriolet (741B, 20D)	1.6 CJ	08.1992 - 12.1994	1580	KW 65 / PS 88	4
PEUGEOT	205 I Cabriolet (741B, 20D)	1.6 CTI	04.1986 - 10.1990	1580	KW 76 / PS 103	4
PEUGEOT	205 I Cabriolet (741B, 20D)	1.9 CTI	10.1987 - 12.1994	1905	KW 75 / PS 102	4
PEUGEOT	205 II (20A/C)	1.1	10.1987 - 10.1990	1124	KW 36 / PS 49	4
PEUGEOT	205 II (20A/C)	1.1	10.1987 - 10.1990	1124	KW 40 / PS 54	4
PEUGEOT	205 II (20A/C)	1.1	07.1989 - 09.1998	1124	KW 44 / PS 60	4
PEUGEOT	205 II (20A/C)	1.1	07.1989 - 09.1998	1124	KW 44 / PS 60	4
PEUGEOT	205 II (20A/C)	1.4	10.1987 - 05.1989	1360	KW 44 / PS 60	4
PEUGEOT	205 II (20A/C)	1.4	10.1987 - 10.1990	1360	KW 49 / PS 67	4
PEUGEOT	205 II (20A/C)	1.4	07.1988 - 05.1989	1360	KW 58 / PS 79	4
PEUGEOT	205 II (20A/C)	1.4	06.1987 - 12.1989	1360	KW 62 / PS 84	4
PEUGEOT	205 II (20A/C)	1.4	07.1988 - 09.1998	1361	KW 55 / PS 75	4
PEUGEOT	205 II (20A/C)	1.4	07.1988 - 09.1998	1361	KW 55 / PS 75	4
PEUGEOT	205 II (20A/C)	1.4	06.1987 - 12.1989	1442	KW 63 / PS 86	4
PEUGEOT	205 II (20A/C)	1.4	01.1987 - 07.1988	1360	KW 53 / PS 72	4
PEUGEOT	205 II (20A/C)	1.6	10.1987 - 09.1998	1580	KW 53 / PS 72	4
PEUGEOT	205 II (20A/C)	1.6	10.1987 - 09.1998	1580	KW 55 / PS 75	4
PEUGEOT	205 II (20A/C)	1.0	10.1987 - 09.1998	954	KW 33 / PS 45	4
PEUGEOT	205 II (20A/C)	1.3 Rallye	10.1987 - 10.1990	1294	KW 74 / PS 101	4
PEUGEOT	205 II (20A/C)	1.4 KAT	08.1987 - 09.1993	1360	KW 44 / PS 60	4
PEUGEOT	205 II (20A/C)	1.6 Aut.	05.1990 - 09.1998	1580	KW 65 / PS 88	4
PEUGEOT	205 II (20A/C)	1.6 Aut.	10.1987 - 09.1998	1580	KW 58 / PS 79	4
PEUGEOT	205 II (20A/C)	1.6 GTI	10.1987 - 12.1989	1580	KW 76 / PS 103	4
PEUGEOT	205 II (20A/C)	1.6 GTI	10.1987 - 12.1989	1580	KW 85 / PS 116	4
PEUGEOT	205 II (20A/C)	1.9 GTI	10.1987 - 09.1998	1905	KW 94 / PS 128	4
PEUGEOT	205 II (20A/C)	1.9 GTI	10.1987 - 10.1994	1905	KW 88 / PS 120	4
PEUGEOT	205 II (20A/C)	1.9 GTI KAT	10.1987 - 07.1994	1905	KW 75 / PS 102	4
PEUGEOT	206 CC (2D)	1.6 16V	09.2000 -	1587	KW 80 / PS 109	4
PEUGEOT	206 CC (2D)	2.0 S16	09.2000 -	1997	KW 100 / PS 136	4
PEUGEOT	206 Schrägheck (2A/C)	1.1 i	09.1998 -	1124	KW 44 / PS 60	4
PEUGEOT	206 Schrägheck (2A/C)	1.1 i	09.1998 -	1124	KW 44 / PS 60	4
PEUGEOT	206 Schrägheck (2A/C)	1.4 16V	10.2003 -	1360	KW 65 / PS 88	4
PEUGEOT	206 Schrägheck (2A/C)	1.4 i	09.1998 -	1360	KW 55 / PS 75	4
PEUGEOT	206 Schrägheck (2A/C)	1.4 i	09.1998 -	1360	KW 55 / PS 75	4
PEUGEOT	206 Schrägheck (2A/C)	1.4 LPG	05.2006 - 09.2007	1360	KW 55 / PS 75	4
PEUGEOT	206 Schrägheck (2A/C)	1.6 16V	12.2000 -	1587	KW 80 / PS 109	4
PEUGEOT	206 Schrägheck (2A/C)	1.6 i	09.1998 - 12.2000	1587	KW 65 / PS 89	4
PEUGEOT	206 Schrägheck (2A/C)	2.0 RC	07.2003 -	1997	KW 130 / PS 177	4
PEUGEOT	206 Schrägheck (2A/C)	2.0 S16	04.1999 - 10.2000	1997	KW 99 / PS 135	4
PEUGEOT	206 Schrägheck (2A/C)	2.0 S16	10.2000 -	1997	KW 100 / PS 136	4
PEUGEOT	206 Stufenheck	1.6 16V	03.2007 -	1587	KW 80 / PS 109	4
PEUGEOT	206 SW (2E/K)	1.1	07.2002 -	1124	KW 44 / PS 60	4
PEUGEOT	206 SW (2E/K)	1.1	07.2002 -	1124	KW 44 / PS 60	4
PEUGEOT	206 SW (2E/K)	1.4	07.2002 -	1360	KW 55 / PS 75	4
PEUGEOT	206 SW (2E/K)	1.4	07.2002 -	1360	KW 55 / PS 75	4
PEUGEOT	206 SW (2E/K)	1.4 16V	10.2003 -	1360	KW 65 / PS 88	4
PEUGEOT	206 SW (2E/K)	1.6 16V	07.2002 -	1587	KW 80 / PS 109	4
PEUGEOT	206 SW (2E/K)	2.0 16V	07.2002 -	1997	KW 100 / PS 136	4
PEUGEOT	207 (WA_, WC_)	1.4 16V	02.2006 -	1360	KW 65 / PS 88	4
PEUGEOT	207 (WA_, WC_)	1.4 16V	06.2007 -	1397	KW 70 / PS 95	4
PEUGEOT	207 (WA_, WC_)	1.6 16V	02.2006 -	1587	KW 80 / PS 109	4
PEUGEOT	207 (WA_, WC_)	1.6 16V VTi	02.2007 -	1598	KW 88 / PS 120	4
PEUGEOT	207 CC (WD_)	1.6 16V	02.2007 -	1598	KW 88 / PS 120	4
PEUGEOT	207 SW (WK_)	1.4 16V	06.2007 -	1397	KW 70 / PS 95	4
PEUGEOT	207 SW (WK_)	1.6 16V	06.2007 -	1598	KW 88 / PS 120	4
PEUGEOT	305 I (581A)	1.3	11.1977 - 09.1982	1290	KW 44 / PS 60	4
PEUGEOT	305 I (581A)	1.3	11.1977 - 09.1982	1290	KW 48 / PS 65	4
PEUGEOT	305 I (581A)	1.5	11.1979 - 09.1982	1472	KW 54 / PS 73	4
PEUGEOT	305 I (581A)	1.5	05.1980 - 09.1982	1472	KW 65 / PS 88	4
PEUGEOT	305 I Break (581D)	1.3	08.1980 - 09.1982	1290	KW 44 / PS 60	4
PEUGEOT	305 I Break (581D)	1.5	08.1980 - 09.1982	1472	KW 54 / PS 73	4
PEUGEOT	305 II (581M)	1.3	10.1982 - 08.1985	1290	KW 44 / PS 60	4


Engine code



K1D (TU3A)	138754	138005
KDY (TU3M); KDZ (TU3M)	138754	138005
KDY (TU3M); KDZ (TU3M)	138760	138005
KAY (TU3CP)	138754	138005
150B (XY8); 150H (XY8)		138001
BDY (XU5M3Z)	138760	138001
180A (XU5J); 180Z (XU5J)		138001
DFZ (XU9J1)	138754	138001
109N (XW7)		138001
H1B (TU1)	138754	138005
HDZ (TU1M)	138754	138005
HDZ (TU1M)	138760	138005
150D (XY7); 150G (XY7)		138001
K1D (TU3A)	138754	138005
150B (XY8); 150H (XY8)		138001
K2B (TU3S)	138754	138005
KDY (TU3M); KDZ (TU3M); KFX (TU3JP)	138754	138005
KDY (TU3M); KDZ (TU3M); KFX (TU3JP)	138760	138005
Y2/K		138001
150 (XY6B)		138001
B1E (XU51C)		138001
B1A (XU51C); BAZ (XU5CP)		138001
TU9		138005
TU24		138005
KAY (TU3CP)	138754	138005
BDY (XU5M2Z); BDY (XU5M3Z)	138760	138001
		138001
180A (XU5J); 180Z (XU5J)		138001
		138001
D6B (XU9JA)	138754	138001
DKZ (XU9JAZ)	138754	138001
DFZ (XU9J1)	138754	138001
NFU (TU5JP4)	133819	
RFN (EW10J4)	133883	
HFX (TU1JP); HFZ (TU1JP)	133817	
HFX (TU1JP); HFZ (TU1JP)	133818	
KFU (ET3J4)	133854	
KFW (TU3JP); KFX (TU3JP)	133817	
KFW (TU3JP); KFX (TU3JP)	133818	
KFV (TU3JP)	133818	
NFU (TU5JP4)	133819	
NFZ (TU5JP)	133817	
RFK (EW10J4S)	133842	
RFR (DEW10J4)	133883	
RFN (EW10J4)	133883	
NFU (TU5JP4)	133819	
HFX (TU1JP)	133817	
HFX (TU1JP)	133818	
KFV (TU3A); KFW (TU3JP)	133817	
KFV (TU3A); KFW (TU3JP)	133818	
KFU (ET3J4)	133854	
NFU (TU5JP4)	133819	
RFN (EW10J4)	133883	
KFU (ET3J4)	133854	
EP3; EP3C	133875	
NFU (TU5JP4)	133819	
5FS (EP6C); EP6	133875	
EP6	133875	
EP3; EP3C	133875	
EP6	133875	
118 (XL5)		138001
XL5		138001
142 (XR5)		138001
117 (XR5S)		138001
118 (XL5)		138001
142 (XR5)		138001
118 (XL5)		138001

Anwendungsliste

Application List

	Model	Type	Model year	ccm	Output	Cylinder
PEUGEOT	305 II (581M)	1.5	09.1985 - 07.1990	1472	KW 50 / PS 68	4
PEUGEOT	305 II (581M)	1.5	10.1982 - 08.1985	1472	KW 54 / PS 73	4
PEUGEOT	305 II (581M)	1.6	07.1984 - 08.1987	1580	KW 66 / PS 90	4
PEUGEOT	305 II (581M)	1.6	10.1982 - 06.1984	1580	KW 71 / PS 97	4
PEUGEOT	305 II (581M)	1.6	10.1982 - 07.1988	1580	KW 55 / PS 75	4
PEUGEOT	305 II (581M)	1.6	11.1986 - 12.1988	1580	KW 54 / PS 73	4
PEUGEOT	305 II (581M)	1.6	10.1982 - 06.1988	1580	KW 69 / PS 94	4
PEUGEOT	305 II (581M)	1.9	10.1982 - 08.1985	1905	KW 75 / PS 102	4
PEUGEOT	305 II (581M)	1.9	11.1986 - 12.1988	1905	KW 72 / PS 98	4
PEUGEOT	305 II Break (581E)	1.3	10.1982 - 08.1986	1290	KW 44 / PS 60	4
PEUGEOT	305 II Break (581E)	1.5	10.1982 - 08.1986	1472	KW 54 / PS 73	4
PEUGEOT	305 II Break (581E)	1.5	09.1985 - 10.1986	1472	KW 50 / PS 68	4
PEUGEOT	305 II Break (581E)	1.6	09.1983 - 06.1984	1580	KW 71 / PS 97	4
PEUGEOT	305 II Break (581E)	1.6	11.1986 - 12.1988	1580	KW 54 / PS 73	4
PEUGEOT	305 II Break (581E)	1.6	02.1986 - 12.1988	1580	KW 55 / PS 75	4
PEUGEOT	305 II Break (581E)	1.6	07.1984 - 12.1987	1580	KW 66 / PS 90	4
PEUGEOT	305 II Break (581E)	1.9	09.1984 - 10.1987	1905	KW 75 / PS 102	4
PEUGEOT	305 II Break (581E)	1.9	11.1986 - 12.1988	1905	KW 72 / PS 98	4
PEUGEOT	306 (7B, N3, N5)	1.1	06.1994 - 05.2001	1124	KW 44 / PS 60	4
PEUGEOT	306 (7B, N3, N5)	1.6	10.2000 - 05.2001	1587	KW 72 / PS 98	4
PEUGEOT	306 (7B, N3, N5)	1.4 SL	06.1994 - 05.2001	1360	KW 55 / PS 75	4
PEUGEOT	306 (7B, N3, N5)	1.4 SL	06.1994 - 05.2001	1360	KW 55 / PS 75	4
PEUGEOT	306 (7B, N3, N5)	1.6 SR	06.1994 - 10.2000	1587	KW 65 / PS 89	4
PEUGEOT	306 (7B, N3, N5)	1.6 SR	06.1994 - 10.2000	1587	KW 65 / PS 89	4
PEUGEOT	306 (7B, N3, N5)	1.8 16V	03.1997 - 05.2001	1761	KW 81 / PS 110	4
PEUGEOT	306 (7B, N3, N5)	1.8 16V	03.1997 - 05.2001	1761	KW 81 / PS 110	4
PEUGEOT	306 (7B, N3, N5)	1.8 ST	06.1994 - 05.2001	1762	KW 74 / PS 101	4
PEUGEOT	306 (7B, N3, N5)	2.0	03.1997 - 05.2001	1998	KW 97 / PS 132	4
PEUGEOT	306 (7B, N3, N5)	2.0	03.1997 - 05.2001	1998	KW 97 / PS 132	4
PEUGEOT	306 (7B, N3, N5)	2.0 ST	07.1994 - 05.2001	1998	KW 89 / PS 121	4
PEUGEOT	306 Break (7E, N3, N5)	1.4	03.1997 - 04.2002	1360	KW 55 / PS 75	4
PEUGEOT	306 Break (7E, N3, N5)	1.4	03.1997 - 04.2002	1360	KW 55 / PS 75	4
PEUGEOT	306 Break (7E, N3, N5)	1.4	03.1997 - 04.2002	1360	KW 55 / PS 75	4
PEUGEOT	306 Break (7E, N3, N5)	1.6	03.1997 - 10.2000	1587	KW 65 / PS 89	4
PEUGEOT	306 Break (7E, N3, N5)	1.6	03.1997 - 10.2000	1587	KW 65 / PS 89	4
PEUGEOT	306 Break (7E, N3, N5)	1.6	10.2000 - 04.2002	1587	KW 72 / PS 98	4
PEUGEOT	306 Break (7E, N3, N5)	1.8	03.1997 - 04.2002	1762	KW 74 / PS 101	4
PEUGEOT	306 Break (7E, N3, N5)	1.8 16V	03.1997 - 04.2002	1761	KW 81 / PS 110	4
PEUGEOT	306 Break (7E, N3, N5)	1.8 16V	03.1997 - 04.2002	1761	KW 81 / PS 110	4
PEUGEOT	306 Break (7E, N3, N5)	2.0	03.1997 - 04.2002	1998	KW 97 / PS 132	4
PEUGEOT	306 Break (7E, N3, N5)	2.0	03.1997 - 04.2002	1998	KW 97 / PS 132	4
PEUGEOT	306 Cabriolet (7D, N3, N5)	1.6	04.1996 - 10.2000	1587	KW 65 / PS 89	4
PEUGEOT	306 Cabriolet (7D, N3, N5)	1.6	04.1996 - 10.2000	1587	KW 65 / PS 89	4
PEUGEOT	306 Cabriolet (7D, N3, N5)	1.6	10.2000 - 04.2002	1587	KW 72 / PS 98	4
PEUGEOT	306 Cabriolet (7D, N3, N5)	1.8	03.1994 - 04.2002	1762	KW 74 / PS 101	4
PEUGEOT	306 Cabriolet (7D, N3, N5)	1.8 16V	07.2000 - 04.2002	1761	KW 81 / PS 110	4
PEUGEOT	306 Cabriolet (7D, N3, N5)	1.8 16V	07.2000 - 04.2002	1761	KW 81 / PS 110	4
PEUGEOT	306 Cabriolet (7D, N3, N5)	2.0	03.1994 - 04.2002	1998	KW 89 / PS 121	4
PEUGEOT	306 Cabriolet (7D, N3, N5)	2.0 16V	03.1997 - 04.2002	1998	KW 97 / PS 132	4
PEUGEOT	306 Cabriolet (7D, N3, N5)	2.0 16V	03.1997 - 04.2002	1998	KW 97 / PS 132	4
PEUGEOT	306 Schrägheck (7A, 7C, N3, N5)	1.1	05.1993 - 05.2001	1124	KW 44 / PS 60	4
PEUGEOT	306 Schrägheck (7A, 7C, N3, N5)	1.4	05.1993 - 05.2001	1360	KW 55 / PS 75	4
PEUGEOT	306 Schrägheck (7A, 7C, N3, N5)	1.4	05.1993 - 05.2001	1360	KW 55 / PS 75	4
PEUGEOT	306 Schrägheck (7A, 7C, N3, N5)	1.6	05.1993 - 10.2000	1587	KW 65 / PS 89	4
PEUGEOT	306 Schrägheck (7A, 7C, N3, N5)	1.6	05.1993 - 10.2000	1587	KW 65 / PS 89	4
PEUGEOT	306 Schrägheck (7A, 7C, N3, N5)	1.6	10.2000 - 05.2001	1587	KW 72 / PS 98	4
PEUGEOT	306 Schrägheck (7A, 7C, N3, N5)	1.8	05.1993 - 05.2001	1762	KW 74 / PS 101	4
PEUGEOT	306 Schrägheck (7A, 7C, N3, N5)	1.8 16V	03.1997 - 05.2001	1761	KW 81 / PS 110	4
PEUGEOT	306 Schrägheck (7A, 7C, N3, N5)	1.8 16V	03.1997 - 05.2001	1761	KW 81 / PS 110	4
PEUGEOT	306 Schrägheck (7A, 7C, N3, N5)	2.0 16V	03.1997 - 05.2001	1998	KW 97 / PS 132	4
PEUGEOT	306 Schrägheck (7A, 7C, N3, N5)	2.0 16V	03.1997 - 05.2001	1998	KW 97 / PS 132	4
PEUGEOT	306 Schrägheck (7A, 7C, N3, N5)	2.0 S16	03.1996 - 05.2001	1998	KW 120 / PS 163	4
PEUGEOT	306 Schrägheck (7A, 7C, N3, N5)	2.0 XSi	05.1993 - 05.2001	1998	KW 89 / PS 121	4
PEUGEOT	307 (3A/C)	1.4	08.2000 -	1360	KW 55 / PS 75	4
PEUGEOT	307 (3A/C)	1.4	08.2000 -	1360	KW 55 / PS 75	4
PEUGEOT	307 (3A/C)	1.4 16V	11.2003 -	1360	KW 65 / PS 88	4
PEUGEOT	307 (3A/C)	1.6 16V	08.2000 -	1587	KW 80 / PS 109	4


Engine code



142 (XR5A)	138001
142 (XR5)	138001
171 (XU5S)	138001
171 (XU5S)	138001
B1A (XU51C)	138001
BAZ (XU5CP)	138001
171 (XU5S)	138001
159 (XU9S)	138001
DFZ (XU9J1)	138001
118 (XL5)	138001
142 (XR5)	138001
142 (XR5A)	138001
171 (XU5S)	138001
BAZ (XU5CP)	138001
B1A (XU51C)	138001
171 (XU5S)	138001
159 (XU9S)	138001
DFZ (XU9J1)	138001
HDZ (TU1M)	138760
NFT	133818
KDX (TU3MC); KFW (TU3JP); KFX (TU3JP)	133817
KDX (TU3MC); KFW (TU3JP); KFX (TU3JP)	138760
NFZ (TU5JP)	133817
NFZ (TU5JP)	138760
LFY (XU7JP4)	133821
LFY (XU7JP4)	133871
LFZ (XU7JP)	138760
RFV (XU10J4R)	133821
RFV (XU10J4R)	138760
RFX (XU10J2)	138760
KFW (TU3JP); KFX (TU3JP)	133817
KFW (TU3JP); KFX (TU3JP)	133818
KFW (TU3JP); KFX (TU3JP)	138760
NFZ (TU5JP)	133817
NFZ (TU5JP)	138760
NFT	133818
LFZ (XU7JP)	138760
LFY (XU7JP4)	133821
LFY (XU7JP4)	133871
RFV (XU10J4R)	133821
RFV (XU10J4R)	138760
NFZ (TU5JP)	133817
NFZ (TU5JP)	138760
NFT	133818
LFZ (XU7JP)	138760
LFY (XU7JP4)	133821
LFY (XU7JP4)	133871
RFX (XU10J2)	138760
RFV (XU10J4R)	133821
RFV (XU10J4R)	138760
HDZ (TU1M)	138760
KDX (TU3MC); KFW (TU3JP); KFX (TU3JP)	133817
KDX (TU3MC); KFW (TU3JP); KFX (TU3JP)	138760
NFZ (TU5JP)	133817
NFZ (TU5JP)	138760
NFT	133818
LFZ (XU7JP)	138760
LFY (XU7JP4)	133821
LFY (XU7JP4)	133871
RFV (XU10J4R)	133821
RFV (XU10J4R)	138760
RFS (XU10J4RS)	133859
RFX (XU10J2)	138760
KFW (TU3JP)	133817
KFW (TU3JP)	133818
KFU (ET3J4)	133854
NFU (TU5JP4)	133819

Anwendungsliste

Application List

	Model	Type	Model year	ccm	Output	Cylinder
PEUGEOT	307 (3A/C)	2.0 16V	08.2000 -	1997	KW 100 / PS 136	4
PEUGEOT	307 (3A/C)	2.0 16V	03.2005 -	1997	KW 103 / PS 140	4
PEUGEOT	307 (3A/C)	2.0 16V	06.2005 -	1997	KW 130 / PS 177	4
PEUGEOT	307 Break (3E)	1.4	04.2002 - 09.2003	1360	KW 55 / PS 75	4
PEUGEOT	307 Break (3E)	1.4 16V	11.2003 -	1360	KW 65 / PS 88	4
PEUGEOT	307 Break (3E)	1.6 16V	03.2002 -	1587	KW 80 / PS 109	4
PEUGEOT	307 Break (3E)	2.0	03.2002 -	1997	KW 100 / PS 136	4
PEUGEOT	307 Break (3E)	2.0 16V	03.2005 -	1997	KW 103 / PS 140	4
PEUGEOT	307 Break (3E)	2.0 16V	06.2005 -	1997	KW 130 / PS 177	4
PEUGEOT	307 CC (3B)	1.6 16V	03.2005 -	1587	KW 80 / PS 109	4
PEUGEOT	307 CC (3B)	2.0 16V	10.2003 -	1997	KW 100 / PS 136	4
PEUGEOT	307 CC (3B)	2.0 16V	10.2003 -	1997	KW 130 / PS 177	4
PEUGEOT	307 CC (3B)	2.0 16V	03.2005 -	1997	KW 103 / PS 140	4
PEUGEOT	307 SW (3H)	1.4 16V	11.2003 -	1360	KW 65 / PS 88	4
PEUGEOT	307 SW (3H)	1.6 16V	03.2002 -	1587	KW 80 / PS 109	4
PEUGEOT	307 SW (3H)	2.0 16V	03.2002 -	1997	KW 100 / PS 136	4
PEUGEOT	307 SW (3H)	2.0 16V	03.2005 -	1997	KW 103 / PS 140	4
PEUGEOT	308 (4A_, 4C_)	1.4 16V	09.2007 -	1397	KW 70 / PS 95	4
PEUGEOT	308 (4A_, 4C_)	1.4 16V	12.2009 -	1397	KW 72 / PS 98	4
PEUGEOT	308 (4A_, 4C_)	1.6 16V	09.2007 -	1598	KW 88 / PS 120	4
PEUGEOT	308 CC	1.6 16V	06.2009 -	1598	KW 88 / PS 120	4
PEUGEOT	308 SW	1.4 16V	09.2007 -	1397	KW 70 / PS 95	4
PEUGEOT	308 SW	1.4 16V	12.2009 -	1397	KW 72 / PS 98	4
PEUGEOT	308 SW	1.6 16V	09.2007 -	1598	KW 88 / PS 120	4
PEUGEOT	309 I (10C, 10A)	1.1	10.1985 - 07.1989	1118	KW 40 / PS 54	4
PEUGEOT	309 I (10C, 10A)	1.3	10.1985 - 07.1989	1294	KW 47 / PS 64	4
PEUGEOT	309 I (10C, 10A)	1.4	03.1989 - 07.1989	1360	KW 49 / PS 67	4
PEUGEOT	309 I (10C, 10A)	1.4	03.1989 - 07.1989	1360	KW 55 / PS 75	4
PEUGEOT	309 I (10C, 10A)	1.4	03.1989 - 07.1989	1360	KW 62 / PS 84	4
PEUGEOT	309 I (10C, 10A)	1.5	06.1987 - 12.1989	1442	KW 63 / PS 86	4
PEUGEOT	309 I (10C, 10A)	1.6	08.1987 - 07.1989	1580	KW 53 / PS 72	4
PEUGEOT	309 I (10C, 10A)	1.6	10.1985 - 07.1989	1580	KW 55 / PS 75	4
PEUGEOT	309 I (10C, 10A)	1.6	11.1985 - 09.1988	1580	KW 76 / PS 103	4
PEUGEOT	309 I (10C, 10A)	1.6	10.1985 - 07.1989	1580	KW 59 / PS 80	4
PEUGEOT	309 I (10C, 10A)	1.6	01.1986 - 07.1989	1592	KW 69 / PS 94	4
PEUGEOT	309 I (10C, 10A)	1.9	03.1986 - 07.1989	1905	KW 72 / PS 98	4
PEUGEOT	309 I (10C, 10A)	1.9	10.1985 - 07.1989	1905	KW 75 / PS 102	4
PEUGEOT	309 I (10C, 10A)	1.6 KAT	09.1986 - 12.1989	1580	KW 55 / PS 75	4
PEUGEOT	309 I (10C, 10A)	1.9 GTI	07.1988 - 07.1989	1905	KW 88 / PS 120	4
PEUGEOT	309 I (10C, 10A)	1.9 GTI	10.1986 - 07.1989	1905	KW 94 / PS 128	4
PEUGEOT	309 II (3C, 3A)	1.1	08.1990 - 12.1993	1124	KW 44 / PS 60	4
PEUGEOT	309 II (3C, 3A)	1.4	07.1989 - 12.1993	1361	KW 55 / PS 75	4
PEUGEOT	309 II (3C, 3A)	1.4	07.1990 - 12.1993	1361	KW 49 / PS 67	4
PEUGEOT	309 II (3C, 3A)	1.6	07.1989 - 12.1993	1580	KW 65 / PS 88	4
PEUGEOT	309 II (3C, 3A)	1.6	07.1989 - 12.1993	1580	KW 69 / PS 94	4
PEUGEOT	309 II (3C, 3A)	1.6	07.1989 - 12.1993	1580	KW 68 / PS 92	4
PEUGEOT	309 II (3C, 3A)	1.9	08.1989 - 12.1993	1905	KW 72 / PS 98	4
PEUGEOT	309 II (3C, 3A)	1.9 GTI	07.1989 - 12.1993	1905	KW 88 / PS 120	4
PEUGEOT	309 II (3C, 3A)	1.9 GTI 16V	10.1990 - 12.1993	1905	KW 108 / PS 147	4
PEUGEOT	309 II (3C, 3A)	1.9 GTI 16V	08.1989 - 07.1990	1905	KW 116 / PS 158	4
PEUGEOT	405 I (15B)	1.4	01.1987 - 07.1992	1360	KW 47 / PS 64	4
PEUGEOT	405 I (15B)	1.6	10.1989 - 12.1992	1580	KW 66 / PS 90	4
PEUGEOT	405 I (15B)	1.6	07.1987 - 12.1992	1580	KW 65 / PS 88	4
PEUGEOT	405 I (15B)	1.6	07.1987 - 12.1992	1580	KW 65 / PS 88	4
PEUGEOT	405 I (15B)	1.6	01.1987 - 12.1992	1580	KW 69 / PS 94	4
PEUGEOT	405 I (15B)	1.9	07.1987 - 12.1992	1905	KW 70 / PS 95	4
PEUGEOT	405 I (15B)	1.9	07.1988 - 12.1992	1905	KW 88 / PS 120	4
PEUGEOT	405 I (15B)	1.9	07.1987 - 12.1993	1905	KW 93 / PS 126	4
PEUGEOT	405 I (15B)	1.9 Injection	07.1987 - 12.1992	1905	KW 77 / PS 105	4
PEUGEOT	405 I (15B)	1.9 Sport MI-16	07.1987 - 11.1991	1905	KW 116 / PS 158	4
PEUGEOT	405 I (15B)	1.9 Sport MI-16	04.1988 - 12.1992	1905	KW 108 / PS 147	4
PEUGEOT	405 I (15B)	1.9 SPort MI-16 4x4	04.1988 - 12.1992	1905	KW 108 / PS 147	4
PEUGEOT	405 I Break (15E)	1.6	10.1988 - 08.1992	1580	KW 66 / PS 90	4
PEUGEOT	405 I Break (15E)	1.6	10.1988 - 08.1992	1580	KW 65 / PS 88	4
PEUGEOT	405 I Break (15E)	1.6	10.1988 - 08.1992	1580	KW 69 / PS 94	4
PEUGEOT	405 I Break (15E)	1.9	10.1988 - 08.1992	1905	KW 70 / PS 95	4
PEUGEOT	405 I Break (15E)	1.9	10.1988 - 08.1992	1905	KW 88 / PS 120	4


Engine code



RFN (EW10J4)	133883	
RFJ (EW10A)	133842	
RFK (EW10J4S)	133842	
KFW (TU3JP)	133818	
KFU (ET3J4)	133854	
NFU (TU5JP4)	133819	
RFN (EW10J4)	133883	
RFJ (EW10A)	133842	
RFK (EW10J4S)	133843	
NFU (TU5JP4)	133819	
RFN (EW10J4)	133883	
RFK (EW10J4S)	133842	
RFJ (EW10A)	133842	
KFU (ET3J4)	133854	
NFU (TU5JP4)	133819	
RFN (EW10J4)	133883	
RFJ (EW10A)	133842	
EP3	133875	
	133875	
EP6	133875	
EP6	133875	
8FS (EP3)	133875	
	133875	
EP6	133875	
E1		138001
G1A		138001
K1D (TU3A)	138754	138005
KDY (TU3M); KDZ (TU3M)	138754	138005
K2B (TU3S)	138754	138005
Y2/K		138001
B1E (XU51C)		138001
B1A (XU51C)		138001
180Z (XU5J); B6B (XU5J)		138001
		138001
		138001
DFZ (XU9J1)		138001
D2B (XU9S)		138001
BAZ (XU5CP)		138001
DKZ (XU9JAZ)		138001
D6B (XU9JA)		138001
HDZ (TU1M)	138754	138005
KDY (TU3M); KDZ (TU3M)	138754	138005
K1D (TU3A)		138005
BDY (XU5M2Z); BDY (XU5M3Z); BDZ (XU5M)	138760	138001
B2A (XU52C/K)		138005
B2A (XU52C/K)		138005
DFZ (XU9J1)		
DKZ (XU9JAZ)	138754	138001
DFW (XU9J4Z)		138001
D6C (XU9J4)		138001
K5A (TU3)	138752	138005
BDZ (XU5M)	138760	
BDY (XU5M2Z); BDZ (XU5M)	138760	
BDY (XU5M2Z); BDZ (XU5M)		138005
B2A (XU52C/K)		138005
D2C (XU92C)		138005
DKZ (XU9JAZ)	138754	138001
	138760	138005
DFZ (XU9J1)		138001
D6C (XU9J4)		138001
DFW (XU9J4Z)		138001
DFW (XU9J4Z)		138001
BDZ (XU5M)		138005
BDY (XU5M2Z); BDY (XU5M3Z); BDZ (XU5M)	138760	138005
		138005
D2C (XU92C)		138005
DKZ (XU9JAZ)	138754	138001

Anwendungsliste

Application List

	Model	Type	Model year	ccm	Output	Cylinder
PEUGEOT	405 I Break (15E)	1.9	10.1988 - 08.1992	1905	KW 77 / PS 105	4
PEUGEOT	405 II (4B)	1.6	08.1992 - 10.1995	1580	KW 65 / PS 88	4
PEUGEOT	405 II (4B)	1.8	08.1992 - 10.1995	1762	KW 74 / PS 101	4
PEUGEOT	405 II (4B)	2.0	08.1992 - 10.1995	1998	KW 89 / PS 121	4
PEUGEOT	405 II (4B)	2.0 T 16 X4	08.1992 - 10.1995	1998	KW 144 / PS 196	4
PEUGEOT	405 II (4B)	2.0 X4	08.1992 - 10.1995	1998	KW 89 / PS 121	4
PEUGEOT	405 II Break (4E)	1.6	08.1992 - 10.1996	1580	KW 65 / PS 88	4
PEUGEOT	405 II Break (4E)	1.8	08.1992 - 10.1996	1762	KW 74 / PS 101	4
PEUGEOT	405 II Break (4E)	2.0	08.1992 - 10.1996	1998	KW 89 / PS 121	4
PEUGEOT	405 II Break (4E)	2.0 4x4	08.1992 - 10.1996	1998	KW 89 / PS 121	4
PEUGEOT	406 (8B)	2.2	07.2000 - 05.2004	2230	KW 116 / PS 158	4
PEUGEOT	406 (8B)	1.6	11.1995 - 05.2004	1580	KW 65 / PS 88	4
PEUGEOT	406 (8B)	1.8	05.1997 - 05.2004	1761	KW 66 / PS 90	4
PEUGEOT	406 (8B)	1.8 16V	11.1995 - 10.2000	1761	KW 81 / PS 110	4
PEUGEOT	406 (8B)	1.8 16V	11.1995 - 10.2000	1761	KW 81 / PS 110	4
PEUGEOT	406 (8B)	1.8 16V	10.2000 - 05.2004	1749	KW 85 / PS 116	4
PEUGEOT	406 (8B)	2.0 16V	11.1995 - 05.2004	1998	KW 97 / PS 132	4
PEUGEOT	406 (8B)	2.0 16V	11.1995 - 05.2004	1998	KW 97 / PS 132	4
PEUGEOT	406 (8B)	2.0 16V	01.1999 - 08.2000	1997	KW 99 / PS 135	4
PEUGEOT	406 (8B)	2.0 16V	08.2000 - 05.2004	1997	KW 100 / PS 136	4
PEUGEOT	406 (8B)	2.0 Turbo	04.1996 - 05.2004	1998	KW 108 / PS 147	4
PEUGEOT	406 (8B)	2.1 TD 12V	01.1996 - 05.2004	2088	KW 80 / PS 109	4
PEUGEOT	406 (8B)	2.1 TD 12V	01.1996 - 05.2004	2088	KW 80 / PS 109	4
PEUGEOT	406 (8B)	3.0 24V	10.1996 - 05.2004	2946	KW 140 / PS 190	6
PEUGEOT	406 (8B)	3.0 V6	03.2000 - 05.2004	2946	KW 152 / PS 207	6
PEUGEOT	406 Break (8E/F)	2.2	07.2000 - 10.2004	2230	KW 116 / PS 158	4
PEUGEOT	406 Break (8E/F)	1.8	05.1997 - 10.2004	1761	KW 66 / PS 90	4
PEUGEOT	406 Break (8E/F)	1.8 16V	10.1996 - 10.2000	1761	KW 81 / PS 110	4
PEUGEOT	406 Break (8E/F)	1.8 16V	10.1996 - 10.2000	1761	KW 81 / PS 110	4
PEUGEOT	406 Break (8E/F)	1.8 16V	10.1996 - 10.2000	1761	KW 81 / PS 110	4
PEUGEOT	406 Break (8E/F)	1.8 16V	10.2000 - 10.2004	1749	KW 85 / PS 116	4
PEUGEOT	406 Break (8E/F)	2.0 16V	10.1996 - 10.2004	1998	KW 97 / PS 132	4
PEUGEOT	406 Break (8E/F)	2.0 16V	10.1996 - 10.2004	1998	KW 97 / PS 132	4
PEUGEOT	406 Break (8E/F)	2.0 16V	01.1999 - 10.2000	1997	KW 99 / PS 135	4
PEUGEOT	406 Break (8E/F)	2.0 16V	10.2000 - 10.2004	1997	KW 100 / PS 136	4
PEUGEOT	406 Break (8E/F)	2.0 Turbo	10.1996 - 10.2004	1998	KW 108 / PS 147	4
PEUGEOT	406 Break (8E/F)	3.0 24V	10.1996 - 10.2004	2946	KW 140 / PS 190	6
PEUGEOT	406 Break (8E/F)	3.0 V6	03.2000 - 10.2004	2946	KW 152 / PS 207	6
PEUGEOT	406 Coupe (8C)	2.2	03.2002 - 12.2004	2230	KW 116 / PS 158	4
PEUGEOT	406 Coupe (8C)	2.0 16V	03.1997 - 12.2004	1998	KW 97 / PS 132	4
PEUGEOT	406 Coupe (8C)	2.0 16V	03.1997 - 12.2004	1998	KW 97 / PS 132	4
PEUGEOT	406 Coupe (8C)	2.0 16V	01.1999 - 10.2000	1997	KW 99 / PS 135	4
PEUGEOT	406 Coupe (8C)	2.0 16V	10.2000 - 12.2004	1997	KW 100 / PS 136	4
PEUGEOT	406 Coupe (8C)	3.0 V6	03.2000 - 12.2004	2946	KW 152 / PS 207	6
PEUGEOT	406 Coupe (8C)	3.0 V6 24V	03.1997 - 12.2004	2946	KW 140 / PS 190	6
PEUGEOT	406 Coupe (8C)	3.0 V6 24V	03.1997 - 12.2004	2946	KW 140 / PS 190	6
PEUGEOT	407 (6D_)	2.2	05.2004 -	2230	KW 116 / PS 158	4
PEUGEOT	407 (6D_)	2.2	05.2004 -	2230	KW 116 / PS 158	4
PEUGEOT	407 (6D_)	1.8	05.2004 -	1749	KW 85 / PS 116	4
PEUGEOT	407 (6D_)	1.8	05.2004 -	1749	KW 85 / PS 116	4
PEUGEOT	407 (6D_)	1.8 16V	09.2005 -	1749	KW 92 / PS 125	4
PEUGEOT	407 (6D_)	2.0	05.2004 -	1997	KW 100 / PS 136	4
PEUGEOT	407 (6D_)	2.0 16V	09.2005 -	1997	KW 103 / PS 140	4
PEUGEOT	407 (6D_)	2.2 16V	09.2005 -	2230	KW 120 / PS 163	4
PEUGEOT	407 (6D_)	2.2 16V	09.2005 -	2230	KW 120 / PS 163	4
PEUGEOT	407 (6D_)	3.0	05.2004 -	2946	KW 155 / PS 211	6
PEUGEOT	407 Coupe (6C_)	2.2 16V	10.2005 -	2230	KW 120 / PS 163	4
PEUGEOT	407 Coupe (6C_)	3.0 V6	10.2005 -	2946	KW 155 / PS 211	6
PEUGEOT	407 SW (6E_)	2.2	05.2004 -	2230	KW 116 / PS 158	4
PEUGEOT	407 SW (6E_)	1.8	05.2004 -	1749	KW 85 / PS 116	4
PEUGEOT	407 SW (6E_)	1.8	05.2004 -	1749	KW 85 / PS 116	4
PEUGEOT	407 SW (6E_)	1.8 16V	09.2005 -	1749	KW 92 / PS 125	4
PEUGEOT	407 SW (6E_)	2.0	05.2004 -	1997	KW 100 / PS 136	4
PEUGEOT	407 SW (6E_)	2.0 16V	09.2005 -	1997	KW 103 / PS 140	4
PEUGEOT	407 SW (6E_)	2.2 16V	09.2005 -	2230	KW 120 / PS 163	4
PEUGEOT	407 SW (6E_)	3.0	05.2004 -	2946	KW 155 / PS 211	6
PEUGEOT	504 (A_, M_)	2.0	03.1971 - 06.1986	1971	KW 71 / PS 97	4


Engine code



Engine code	
DFZ (XU9J1)	138001
BDY (XU5M2Z); BDY (XU5M3Z); BDZ (XU5M); BFZ (XU5JP)	138760
LFZ (XU7JP)	138760
RFX (XU10J2)	138760
RGZ (XU10J4TE/Z)	138732
RFX (XU10J2)	138760
BDY (XU5M2Z); BDY (XU5M3Z); BDZ (XU5M); BFZ (XU5JP)	138760
LFZ (XU7JP)	138760
RFX (XU10J2)	138760
RFX (XU10J2)	138760
3FZ (EW12J4)	133842
BFZ (XU5JP)	138760
LFX (XU7JB)	138760
LFY (XU7JP4)	133821
LFY (XU7JP4)	133871
6FZ (EW7J4)	133883
RFV (XU10J4R)	133821
RFV (XU10J4R)	133871
RFR (DEW10J4)	133883
RFN (EW10J4)	133883
RGX (XU10J2TE)	138760
P8C (XUD11BTE)	138757
P8C (XUD11BTE)	138758
XFZ (ES9J4)	133862
AFX (ES9J4S)	133803
3FZ (EW12J4)	133842
LFX (XU7JB)	138760
LFY (XU7JP4)	133821
LFY (XU7JP4)	133871
LFY (XU7JP4)	138760
6FZ (EW7J4)	133883
RFV (XU10J4R)	133821
RFV (XU10J4R)	133871
RFR (DEW10J4)	133883
RFN (EW10J4)	133883
RGX (XU10J2TE)	138760
XFZ (ES9J4)	133862
AFX (ES9J4S)	133803
3FZ (EW12J4)	133842
RFV (XU10J4R)	133821
RFV (XU10J4R)	133871
RFR (DEW10J4)	133883
RFN (EW10J4)	133883
AFX (ES9J4S)	133803
XFZ (ES9J4)	133803
XFZ (ES9J4)	133862
3FZ (EW12J4)	133842
3FZ (EW12J4)	133843
6FZ (EW7J4)	133842
6FZ (EW7J4)	133883
6FY (EW7A)	133842
RFN (EW10J4)	133883
RFJ (EW10A)	133842
3FY (EW12J4)	133842
3FY (EW12J4)	133843
XFV (ES9A)	133803
3FY (EW12J4)	133842
XFV (ES9A)	133803
3FZ (EW12J4)	133843
6FZ (EW7J4)	133842
6FZ (EW7J4)	133883
6FY (EW7A)	133843
RFN (EW10J4)	133883
RFJ (EW10A)	133842
3FY (EW12J4)	133842
XFV (ES9A)	133803
106 (XN1)	138001

Anwendungsliste

Application List

	Model	Type	Model year	ccm	Output	Cylinder
PEUGEOT	504 Break (D_, F_)	2.0	04.1971 - 07.1986	1971	KW 68 / PS 92	4
PEUGEOT	504 Pick-up (E_)	1.6	01.1980 - 06.1987	1618	KW 46 / PS 63	4
PEUGEOT	505 (551A)	2.2	03.1986 - 12.1993	2165	KW 84 / PS 114	4
PEUGEOT	505 (551A)	2.2	05.1981 - 10.1984	2165	KW 85 / PS 116	4
PEUGEOT	505 (551A)	1.8	06.1981 - 10.1985	1796	KW 55 / PS 75	4
PEUGEOT	505 (551A)	1.8	01.1982 - 10.1985	1796	KW 60 / PS 82	4
PEUGEOT	505 (551A)	1.8	09.1985 - 10.1986	1796	KW 62 / PS 84	4
PEUGEOT	505 (551A)	2.0	11.1980 - 12.1985	1971	KW 71 / PS 97	4
PEUGEOT	505 (551A)	2.0	09.1985 - 09.1991	1971	KW 72 / PS 98	4
PEUGEOT	505 (551A)	2.0 TI,STI	08.1979 - 10.1986	1995	KW 81 / PS 110	4
PEUGEOT	505 (551A)	2.2 GTI	08.1983 - 12.1993	2165	KW 90 / PS 122	4
PEUGEOT	505 (551A)	2.2 GTI	08.1983 - 12.1993	2165	KW 96 / PS 130	4
PEUGEOT	505 (551A)	2.2 Turbo Injection	03.1984 - 10.1988	2155	KW 114 / PS 155	4
PEUGEOT	505 (551A)	2.2 Turbo Injection	01.1986 - 12.1987	2155	KW 110 / PS 150	4
PEUGEOT	505 (551A)	2.2 Turbo Injection	06.1987 - 12.1988	2155	KW 128 / PS 174	4
PEUGEOT	505 (551A)	2.8 GTI V6	06.1986 - 12.1993	2849	KW 105 / PS 143	6
PEUGEOT	505 Break (551D)	2.2	01.1986 - 12.1993	2165	KW 84 / PS 114	4
PEUGEOT	505 Break (551D)	2.0	08.1983 - 12.1985	1971	KW 69 / PS 94	4
PEUGEOT	505 Break (551D)	2.0	09.1985 - 11.1987	1971	KW 72 / PS 98	4
PEUGEOT	505 Break (551D)	2.0	04.1982 - 11.1987	1971	KW 60 / PS 82	4
PEUGEOT	505 Break (551D)	2.2 GTI	09.1985 - 12.1986	2165	KW 90 / PS 122	4
PEUGEOT	508 SW	1.6 VTi	11.2010 -	1598	KW 88 / PS 120	4
PEUGEOT	508 SW	1.6 VTi	11.2010 -	1598	KW 85 / PS 116	4
PEUGEOT	605 (6B)	2.0	06.1989 - 09.1999	1998	KW 89 / PS 121	4
PEUGEOT	605 (6B)	2.0	06.1989 - 09.1999	1998	KW 89 / PS 121	4
PEUGEOT	605 (6B)	2.0	06.1989 - 09.1999	1998	KW 84 / PS 114	4
PEUGEOT	605 (6B)	2.0	02.1990 - 09.1999	1998	KW 79 / PS 107	4
PEUGEOT	605 (6B)	2.0 16V	07.1994 - 09.1999	1998	KW 97 / PS 132	4
PEUGEOT	605 (6B)	2.0 16V	07.1994 - 09.1999	1998	KW 97 / PS 132	4
PEUGEOT	605 (6B)	2.0 Turbo	07.1992 - 09.1999	1998	KW 104 / PS 141	4
PEUGEOT	605 (6B)	2.0 Turbo	07.1991 - 09.1999	1998	KW 108 / PS 147	4
PEUGEOT	605 (6B)	3.0	10.1989 - 09.1999	2963	KW 123 / PS 167	6
PEUGEOT	605 (6B)	3.0 SV 24	08.1989 - 09.1999	2963	KW 147 / PS 200	6
PEUGEOT	605 (6B)	3.0 V6	04.1997 - 09.1999	2946	KW 140 / PS 190	6
PEUGEOT	607 (9D, 9U)	2.0	02.2000 -	1997	KW 100 / PS 136	4
PEUGEOT	607 (9D, 9U)	2.2 16V	02.2000 -	2230	KW 116 / PS 158	4
PEUGEOT	607 (9D, 9U)	2.2 16V	09.2005 -	2230	KW 120 / PS 163	4
PEUGEOT	607 (9D, 9U)	3.0 V6 24V	02.2000 -	2946	KW 152 / PS 207	6
PEUGEOT	607 (9D, 9U)	3.0 V6 24V	03.2004 -	2946	KW 155 / PS 211	6
PEUGEOT	806 (221)	1.8	07.1995 - 08.2002	1761	KW 73 / PS 99	4
PEUGEOT	806 (221)	2.0	06.1994 - 08.2002	1998	KW 89 / PS 121	4
PEUGEOT	806 (221)	2.0 16V	05.1998 - 09.2000	1998	KW 97 / PS 132	4
PEUGEOT	806 (221)	2.0 16V	09.2000 - 08.2002	1997	KW 100 / PS 136	4
PEUGEOT	806 (221)	2.0 Turbo	06.1994 - 08.2002	1998	KW 108 / PS 147	4
PEUGEOT	807 (E)	2.2	06.2002 -	2230	KW 116 / PS 158	4
PEUGEOT	807 (E)	2.2	06.2002 -	2230	KW 116 / PS 158	4
PEUGEOT	807 (E)	2.0	06.2002 -	1997	KW 100 / PS 136	4
PEUGEOT	807 (E)	2.0 16V	09.2005 -	1997	KW 103 / PS 140	4
PEUGEOT	807 (E)	3.0 V6	06.2002 -	2946	KW 150 / PS 204	6
PEUGEOT	BOXER Bus (230P)	2.0 i	03.1994 - 04.2002	1998	KW 80 / PS 109	4
PEUGEOT	BOXER Bus (230P)	2.0 i 4x4	08.1996 - 04.2002	1998	KW 80 / PS 109	4
PEUGEOT	BOXER Bus (244, Z_)	2.0	04.2002 -	1998	KW 81 / PS 110	4
PEUGEOT	BOXER Kasten (244)	2.0	04.2002 -	1998	KW 81 / PS 110	4
PEUGEOT	BOXER Pritsche/Fahrgestell (ZCT_)	2.0 i	06.1994 - 04.2002	1998	KW 80 / PS 109	4
PEUGEOT	EXPERT (224)	1.6	02.1996 -	1581	KW 58 / PS 79	4
PEUGEOT	EXPERT (224)	1.8	10.1996 - 09.2000	1761	KW 74 / PS 101	4
PEUGEOT	EXPERT (224)	2.0	07.2000 -	1997	KW 100 / PS 136	4
PEUGEOT	EXPERT Kasten (222)	1.6	02.1996 -	1581	KW 58 / PS 79	4
PEUGEOT	EXPERT Kasten (222)	1.8	10.1996 - 09.2000	1761	KW 74 / PS 101	4
PEUGEOT	EXPERT Kasten (222)	2.0	09.2002 -	1997	KW 100 / PS 136	4
PEUGEOT	EXPERT Kasten (VF3A_, VF3U_, VF3X_)	2.0 16V	01.2007 -	1997	KW 103 / PS 140	4
PEUGEOT	EXPERT Pritsche/Fahrgestell (223)	1.6	02.1996 -	1581	KW 58 / PS 79	4
PEUGEOT	J5 Bus (280P)	2.0	09.1981 - 09.1990	1971	KW 55 / PS 75	4
PEUGEOT	J5 Bus (280P)	2.0	01.1983 - 09.1990	1971	KW 58 / PS 79	4
PEUGEOT	J5 Bus (290P)	2.0	10.1990 - 02.1994	1971	KW 62 / PS 84	4
PEUGEOT	J5 Kasten (280L)	1.8	01.1983 - 11.1988	1796	KW 51 / PS 69	4
PEUGEOT	J5 Pritsche/Fahrgestell (280L)	2.0	01.1983 - 11.1988	1971	KW 58 / PS 79	4


Engine code



XN1		138001	
XC7P		138001	
851X (ZDJL)		138001	
851 (ZDJ)		138001	
105 (XM7)		138001	
105 (XM7)		138001	
105C (XM7A)		138001	
106 (XN1)		138001	
106E (XN1A)		138001	
829 (ZEJ)		138001	
851B (ZDJL)		138001	
		138001	
176B (N9TE)		138001	
176X (N9TE)		138001	
176W (N9TEA)		138001	
154X (ZN3J)		138012	
851X (ZDJL)		138001	
106 (XN1)		138001	
106E (XN1A)		138001	
		138001	
851B (ZDJL)		138001	
5FS (EP6C)	133875		
	133875		
RFZ (XU10J2Z)	138752	138001	
RFZ (XU10J2Z)	138760	138001	
R5A (XU102C)		138005	
		138005	
RFV (XU10J4R)	133821		
RFV (XU10J4R)	133871		
RGY (XU10J2TE)	138760		
RGX (XU10J2TE)	138760		
UFZ (ZPJ)		138012	
UKZ (ZPJ4/Z)		138012	
XFZ (ES9J4)	133862		
RFN (EW10J4)	133883		
3FZ (EW12J4)	133843		
3FY (EW12J4)	133843		
XFX (ES9J4S)	133803		
XFV (ES9A)	133803		
LFW (XU7JP)	138760		
RFU (XU10J2)	138760		
RFV (XU10J4R)	133821		
RFN (EW10J4)	133883		
RGX (XU10J2TE)	138760		
3FZ (EW12J4)	133842		
3FZ (EW12J4)	133843		
RFN (EW10J4)	133883		
RFJ (EW10A)	133842		
XFX (ES9J4S)	133803		
RFW (XU10J2)	138760		
RFW (XU10J2)	138760		
RFL (XU10J2U)	138760		
RFL (XU10J2U)	138760		
RFW (XU10J2)	138760		
222A2 (1580 SPI)	138793		
LFZ (XU7JP)	138760		
RFN (EW10J4)	133883		
222A2 (1580 SPI)	138793		
LFZ (XU7JP)	138760		
RFN (EW10J4)	133883		
RFH (EW10A); RFJ (EW10A)	133842		
222A2 (1580 SPI)	138793		
170B (XN1T)		138001	
170 (XN1T)		138001	
170D (XN1TACP)		138001	
169B (XM7T)		138001	
170 (XN1T)		138001	


Anwendungsliste

Application List

	Model	Type	Model year	ccm	Output	Cylinder
PEUGEOT	J5 Pritsche/Fahrgestell (280L)	2.0	01.1986 - 11.1988	1971	KW 55 / PS 75	4
PEUGEOT	J5 Pritsche/Fahrgestell (290L)	2.0	10.1990 - 02.1994	1971	KW 62 / PS 84	4
PEUGEOT	J7 Bus	1.6	07.1970 - 03.1980	1618	KW 44 / PS 60	4
PEUGEOT	J7 Kasten	1.6	08.1968 - 03.1980	1618	KW 44 / PS 60	4
PEUGEOT	J7 Pritsche/Fahrgestell	1.6	07.1970 - 03.1980	1618	KW 44 / PS 60	4
PEUGEOT	J9 Bus	2.0	03.1980 - 06.1987	1971	KW 57 / PS 78	4
PEUGEOT	J9 Kasten	1.6	03.1980 - 06.1987	1618	KW 44 / PS 60	4
PEUGEOT	J9 Kasten	2.0	03.1980 - 06.1987	1971	KW 57 / PS 78	4
PEUGEOT	J9 Pritsche/Fahrgestell	2.0	03.1980 - 06.1987	1971	KW 57 / PS 78	4
PEUGEOT	PARTNER Combispace (5F)	1.1	06.1996 -	1124	KW 44 / PS 60	4
PEUGEOT	PARTNER Combispace (5F)	1.1	06.1996 -	1124	KW 44 / PS 60	4
PEUGEOT	PARTNER Combispace (5F)	1.1	06.1996 -	1124	KW 44 / PS 60	4
PEUGEOT	PARTNER Combispace (5F)	1.4	06.1996 -	1360	KW 55 / PS 75	4
PEUGEOT	PARTNER Combispace (5F)	1.4	06.1996 -	1360	KW 55 / PS 75	4
PEUGEOT	PARTNER Combispace (5F)	1.4	06.1996 -	1360	KW 55 / PS 75	4
PEUGEOT	PARTNER Combispace (5F)	1.4	11.2002 - 10.2006	1360	KW 54 / PS 73	4
PEUGEOT	PARTNER Combispace (5F)	1.8	05.1997 -	1761	KW 66 / PS 90	4
PEUGEOT	PARTNER Combispace (5F)	1.6 16V	07.2001 -	1587	KW 80 / PS 109	4
PEUGEOT	PARTNER Kasten	1.6	04.2008 -	1587	KW 66 / PS 90	4
PEUGEOT	PARTNER Kasten	1.6	04.2008 -	1587	KW 80 / PS 109	4
PEUGEOT	PARTNER Kasten (5)	1.1	06.1996 -	1124	KW 44 / PS 60	4
PEUGEOT	PARTNER Kasten (5)	1.1	06.1996 -	1124	KW 44 / PS 60	4
PEUGEOT	PARTNER Kasten (5)	1.4	06.1996 -	1360	KW 55 / PS 75	4
PEUGEOT	PARTNER Kasten (5)	1.4	06.1996 -	1360	KW 55 / PS 75	4
PEUGEOT	PARTNER Kasten (5)	1.4	11.2002 - 10.2006	1360	KW 54 / PS 73	4
PEUGEOT	PARTNER Kasten (5)	1.4 BiFuel	04.2003 -	1360	KW 55 / PS 75	4
PEUGEOT	PARTNER Kasten (5)	1.4 BiFuel	04.2003 -	1360	KW 55 / PS 75	4
PEUGEOT	PARTNER Tepee	1.6	04.2008 -	1587	KW 66 / PS 90	4
PEUGEOT	PARTNER Tepee	1.6	04.2008 -	1587	KW 80 / PS 109	4
PONTIAC	G6 Cabriolet	3.5	09.2006 - 12.2007	3490	KW 162 / PS 220	6
PONTIAC	G6 Cabriolet	3.5	09.2007 - 12.2009	3490	KW 166 / PS 226	6
PONTIAC	G6 Cabriolet	3.9	09.2005 - 12.2006	3880	KW 179 / PS 243	6
PONTIAC	G6 Cabriolet	3.9	09.2007 - 12.2009	3880	KW 188 / PS 256	6
PONTIAC	G6 Cabriolet	3.5 Flexfuel	09.2008 - 12.2009	3490	KW 166 / PS 226	6
PONTIAC	G6 Coupe	3.5	09.2006 - 12.2007	3490	KW 162 / PS 220	6
PONTIAC	G6 Coupe	3.5	09.2007 - 12.2009	3490	KW 166 / PS 226	6
PONTIAC	G6 Coupe	3.9	09.2005 - 12.2007	3880	KW 169 / PS 230	6
PONTIAC	G6 Coupe	3.9	09.2007 - 12.2009	3880	KW 188 / PS 256	6
PONTIAC	G6 Coupe	3.5 Flexfuel	09.2008 - 12.2009	3490	KW 166 / PS 226	6
PONTIAC	G6 Stufenheck	3.5	09.2004 - 12.2005	3500	KW 149 / PS 203	6
PONTIAC	G6 Stufenheck	3.9	09.2005 - 12.2007	3880	KW 169 / PS 230	6
PONTIAC	G6 Stufenheck	3.9	09.2007 - 12.2009	3880	KW 188 / PS 256	6
PONTIAC	G6 Stufenheck	3.5 Flexfuel	09.2008 - 12.2010	3490	KW 166 / PS 226	6
PORSCHE	924	2.0 Carrera GT	06.1980 - 10.1986	1984	KW 154 / PS 209	4
PORSCHE	924	2.0 Turbo	06.1980 - 10.1986	1984	KW 130 / PS 177	4
PORSCHE	928	4.7 S	08.1983 - 07.1986	4664	KW 228 / PS 310	8
PORSCHE	928	5.0 S	09.1985 - 12.1986	4957	KW 212 / PS 288	8
PORSCHE	928	5.4 GTS	08.1991 - 11.1995	5397	KW 257 / PS 350	8
PORSCHE	944	2.7	11.1988 - 08.1989	2681	KW 121 / PS 165	4
PORSCHE	944	2.5 S	08.1986 - 07.1988	2479	KW 140 / PS 190	4
PORSCHE	944	3.0 S2	12.1988 - 07.1991	2990	KW 155 / PS 211	4
PORSCHE	911 (964)	3.6 Carrera	07.1989 - 09.1993	3600	KW 184 / PS 250	6
PORSCHE	911 (964)	3.6 Carrera 4	12.1988 - 09.1993	3600	KW 184 / PS 250	6
PORSCHE	911 (964)	3.6 Carrera RS	06.1991 - 09.1993	3600	KW 191 / PS 260	6
PORSCHE	911 (993)	3.6 Carrera	10.1993 - 08.1995	3600	KW 200 / PS 272	6
PORSCHE	911 (993)	3.6 Carrera	08.1995 - 09.1997	3600	KW 210 / PS 286	6
PORSCHE	911 (993)	3.6 Carrera 4	07.1994 - 08.1995	3600	KW 200 / PS 272	6
PORSCHE	911 (993)	3.6 Carrera 4	08.1995 - 09.1997	3600	KW 210 / PS 286	6
PORSCHE	911 (993)	3.8 Carrera RS	06.1995 - 09.1997	3800	KW 221 / PS 300	6
PORSCHE	911 (993)	3.8 Carrera RS 4	08.1995 - 09.1997	3800	KW 221 / PS 300	6
PORSCHE	911 Cabriolet (964)	3.6 Carrera	07.1989 - 05.1994	3600	KW 184 / PS 250	6
PORSCHE	911 Cabriolet (964)	3.6 Carrera 4	05.1989 - 05.1994	3600	KW 184 / PS 250	6
PORSCHE	911 Cabriolet (993)	3.6 Carrera	07.1994 - 08.1995	3600	KW 200 / PS 272	6
PORSCHE	911 Cabriolet (993)	3.6 Carrera	08.1995 - 09.1997	3600	KW 210 / PS 286	6
PORSCHE	911 Cabriolet (993)	3.6 Carrera 4	07.1994 - 08.1995	3600	KW 200 / PS 272	6
PORSCHE	911 Cabriolet (993)	3.6 Carrera 4	08.1995 - 09.1997	3600	KW 210 / PS 286	6
PORSCHE	911 Cabriolet (993)	3.8 Carrera	06.1995 - 09.1997	3746	KW 210 / PS 286	6

Anwendungsliste

Application List

	Model	Type	Model year	ccm	Output	Cylinder
PORSCHE	911 Cabriolet (993)	3.8 Carrera RS	08.1995 - 09.1997	3800	KW 221 / PS 301	6
PORSCHE	911 Cabriolet (993)	3.8 Carrera RS 4	08.1995 - 09.1997	3800	KW 221 / PS 301	6
PORSCHE	911 Targa	2.3 E	08.1971 - 12.1973	2341	KW 121 / PS 165	6
PORSCHE	911 Targa (993)	3.6 Carrera	08.1995 - 09.1997	3600	KW 210 / PS 286	6
PORSCHE	911 Targa (993)	3.7 Carrera	05.1996 - 09.1997	3800	KW 221 / PS 301	6
PORSCHE	944 Cabriolet	3.0 S2	12.1988 - 07.1991	2990	KW 155 / PS 211	4
PORSCHE	CAYENNE	3.0 S Hybrid	06.2010 -	2995	KW 245 / PS 333	6
PORSCHE	CAYENNE (955)	S 4.5	09.2002 -	4511	KW 250 / PS 340	8
PORSCHE	CAYENNE (955)	Turbo 4.5	09.2002 -	4511	KW 331 / PS 450	8
PORSCHE	PANAMERA	3.0 S Hybrid	03.2011 -	2995	KW 245 / PS 333	6
PROTON	GEN 2 (CM_)	1.3	06.2004 -	1332	KW 70 / PS 95	4
PROTON	GEN 2 (CM_)	1.6	06.2004 -	1597	KW 82 / PS 110	4
PROTON	SATRIA NEO	1.3	02.2007 - 09.2008	1332	KW 70 / PS 95	4
PROTON	SATRIA NEO	1.6	02.2007 -	1597	KW 81 / PS 110	4
PROTON	SAVVY	1.2	10.2005 -	1149	KW 55 / PS 75	4
PROTON	WIRA	1.3	08.2000 -	1298	KW 55 / PS 74	4
PROTON	WIRA	1.5	08.2000 -	1468	KW 64 / PS 86	4
PROTON	WIRA Hatchback	1.3	08.2000 -	1298	KW 55 / PS 74	4
PROTON	WIRA Hatchback	1.5	08.2000 -	1468	KW 64 / PS 86	4
PUCH	G-MODELL (W 463)	G 320	09.1994 - 12.1997	3199	KW 155 / PS 211	6
PUCH	G-MODELL (W 463)	G 500	04.1998 -	4966	KW 218 / PS 296	8
RENAULT	11 (B/C37_)	1.7	10.1983 - 12.1987	1721	KW 59 / PS 80	4
RENAULT	11 Kasten (S37_)	1.2	10.1984 - 12.1988	1237	KW 40 / PS 55	4
RENAULT	11 Kasten (S37_)	1.2	10.1984 - 12.1988	1237	KW 40 / PS 55	4
RENAULT	18 (134_)	1.4	04.1978 - 07.1986	1397	KW 47 / PS 64	4
RENAULT	18 (134_)	1.6 TS	05.1982 - 07.1986	1647	KW 71 / PS 97	4
RENAULT	18 (134_)	2.0	05.1982 - 07.1986	1995	KW 77 / PS 105	4
RENAULT	18 (134_)	2.2 i	06.1984 - 07.1986	2165	KW 76 / PS 103	4
RENAULT	18 Kasten	1.4	05.1979 - 07.1986	1397	KW 47 / PS 64	4
RENAULT	18 Kasten	1.4	05.1979 - 07.1986	1397	KW 47 / PS 64	4
RENAULT	19 I (B/C53_)	1.2	01.1988 - 12.1992	1237	KW 40 / PS 54	4
RENAULT	19 I (B/C53_)	1.2	01.1988 - 12.1992	1237	KW 40 / PS 54	4
RENAULT	19 I (B/C53_)	1.4	01.1989 - 04.1992	1397	KW 43 / PS 58	4
RENAULT	19 I (B/C53_)	1.4	01.1989 - 12.1989	1397	KW 43 / PS 58	4
RENAULT	19 I (B/C53_)	1.4	01.1988 - 12.1992	1390	KW 59 / PS 80	4
RENAULT	19 I (B/C53_)	1.4	09.1990 - 04.1992	1390	KW 55 / PS 75	4
RENAULT	19 I (B/C53_)	1.4	09.1990 - 04.1992	1390	KW 55 / PS 75	4
RENAULT	19 I (B/C53_)	1.7	09.1988 - 04.1992	1721	KW 54 / PS 73	4
RENAULT	19 I (B/C53_)	1.7	09.1988 - 04.1992	1721	KW 66 / PS 90	4
RENAULT	19 I (B/C53_)	1.8 16V	06.1989 - 04.1992	1764	KW 99 / PS 135	4
RENAULT	19 I Cabriolet (D53_)	1.7	07.1991 - 04.1992	1721	KW 70 / PS 95	4
RENAULT	19 I Cabriolet (D53_)	1.7	07.1991 - 04.1992	1721	KW 70 / PS 95	4
RENAULT	19 I Chamade (L53_)	1.2	01.1988 - 12.1992	1237	KW 40 / PS 54	4
RENAULT	19 I Chamade (L53_)	1.2	01.1988 - 12.1992	1237	KW 40 / PS 54	4
RENAULT	19 I Chamade (L53_)	1.2	01.1988 - 12.1992	1237	KW 40 / PS 54	4
RENAULT	19 I Chamade (L53_)	1.4	07.1988 - 04.1992	1397	KW 43 / PS 58	4
RENAULT	19 I Chamade (L53_)	1.4	09.1990 - 04.1992	1390	KW 55 / PS 75	4
RENAULT	19 I Chamade (L53_)	1.4	09.1990 - 04.1992	1390	KW 55 / PS 75	4
RENAULT	19 I Chamade (L53_)	1.4	07.1988 - 08.1990	1390	KW 57 / PS 78	4
RENAULT	19 I Chamade (L53_)	1.4	07.1988 - 08.1990	1390	KW 57 / PS 78	4
RENAULT	19 I Chamade (L53_)	1.7	10.1989 - 04.1992	1721	KW 54 / PS 73	4
RENAULT	19 I Chamade (L53_)	1.7	07.1988 - 04.1992	1721	KW 66 / PS 90	4
RENAULT	19 I Chamade (L53_)	1.7	08.1988 - 12.1992	1721	KW 79 / PS 107	4
RENAULT	19 I Chamade (L53_)	1.7	08.1988 - 12.1992	1721	KW 79 / PS 107	4
RENAULT	19 I Chamade (L53_)	1.8 16V	10.1989 - 04.1992	1764	KW 99 / PS 135	4
RENAULT	19 I Kasten (S53_)	1.2	01.1988 - 12.1992	1237	KW 40 / PS 54	4
RENAULT	19 I Kasten (S53_)	1.2	01.1988 - 12.1992	1237	KW 40 / PS 54	4
RENAULT	19 II (B/C53_)	1.2	04.1992 - 12.1995	1237	KW 40 / PS 54	4
RENAULT	19 II (B/C53_)	1.2	04.1992 - 12.1995	1237	KW 40 / PS 54	4
RENAULT	19 II (B/C53_)	1.2	05.1992 - 09.1994	1171	KW 44 / PS 60	4
RENAULT	19 II (B/C53_)	1.2	05.1992 - 09.1994	1171	KW 44 / PS 60	4
RENAULT	19 II (B/C53_)	1.4	04.1992 - 12.1995	1397	KW 43 / PS 58	4
RENAULT	19 II (B/C53_)	1.4	01.1992 - 12.1995	1390	KW 55 / PS 75	4
RENAULT	19 II (B/C53_)	1.7	04.1992 - 12.1995	1721	KW 54 / PS 73	4
RENAULT	19 II (B/C53_)	1.7	04.1992 - 12.1995	1721	KW 66 / PS 90	4
RENAULT	19 II (B/C53_)	1.7	04.1992 - 12.1995	1721	KW 66 / PS 90	4
RENAULT	19 II (B/C53_)	1.8	04.1992 - 12.1995	1794	KW 65 / PS 88	4


Engine code



M 64.21S		138401	
M 64.21S		138401	
911.52; 911.62	138814		
M 64.21; M 64.22; M 64.23; M 64.24		138401	
M 64.20; M 64.21S		138401	
M 44.41		138012	
M 06.EC; MCG.EA; MCG.FA	133835		
M 48.00	133881		
M 48.50	133881		
MCG.EA; MCG.FA	133835		
S4PE	138793		
S4PH	138793		
S4PE	138793		
S4PH	138793		
	138712		
4 G 13	138793		
4 G 15	138793		
4 G 13	138793		
4 G 15 M	138793		
M 104.996	133814		
M 113.962	138709		
F2N 700; F2N 704	138750		
C1G 700; C1G 710	138750	138077	
C1G 700; C1G 710	138751	138077	
847 720; 847 722	138750		
A6M 725; A6M 726	138750		
J6R 716	138750		
J7T 718	138750		
847 720; 847 722	138750	138077	
847 720; 847 722	138751	138077	
C1G 730	138750	138077	
C1G 730	138751	138077	
C3J 710	138750		
C2J 772	138750		
E6J 700; E6J 701	138750		
E7J 700	138750	138077	
E7J 700	138751	138077	
F3N 740; F3N 741	138750		
F3N 742; F3N 743	138750		
F7P 704	138750		
F3N 742; F3N 743	138750	138077	
F3N 742; F3N 743	138751	138077	
C1G 730	138750		
C1G 730	138751		
C1G 730		138077	
C2J 772; C3J 710	138750		
E7J 700	138750	138077	
E7J 700	138751	138077	
E6J 700; E6J 701	138750	138077	
E6J 700; E6J 701	138751	138077	
F3N 740; F3N 741	138750		
F3N 742; F3N 743	138750		
F3N 746	138750		
F3N 746	138751		
F7P 704	138750		
C1G 730	138750	138077	
C1G 730	138751	138077	
C1G 730	138750	138077	
C1G 730	138751	138077	
E7F 730	138750	138077	
E7F 730	138751	138077	
C3J 710	138750		
E7J 742	138750		
F3N 740; F3N 741	138750		
F3N 743	138750	138077	
F3N 743	138751	138077	
F3P 706; F3P 707; F3P 708; F3P 760	138750	138077	

Anwendungsliste

Application List

	Model	Type	Model year	ccm	Output	Cylinder
RENAULT	19 II (B/C53_)	1.8	04.1992 - 05.1994	1794	KW 81 / PS 110	4
RENAULT	19 II (B/C53_)	1.8	05.1994 - 12.1995	1794	KW 79 / PS 107	4
RENAULT	19 II (B/C53_)	1.8	04.1992 - 12.1995	1794	KW 66 / PS 90	4
RENAULT	19 II (B/C53_)	1.8 16V	04.1992 - 12.1995	1764	KW 99 / PS 135	4
RENAULT	19 II Cabriolet (D53_ 853_)	1.7	04.1992 - 09.1993	1721	KW 66 / PS 90	4
RENAULT	19 II Cabriolet (D53_ 853_)	1.8	04.1992 - 06.1996	1794	KW 65 / PS 88	4
RENAULT	19 II Cabriolet (D53_ 853_)	1.8	07.1994 - 06.1996	1794	KW 79 / PS 107	4
RENAULT	19 II Cabriolet (D53_ 853_)	1.8	09.1993 - 06.1996	1794	KW 66 / PS 90	4
RENAULT	19 II Cabriolet (D53_ 853_)	1.8 16V	04.1992 - 06.1996	1764	KW 99 / PS 135	4
RENAULT	19 II Chamade (L53_)	1.4	04.1992 - 12.1995	1397	KW 43 / PS 58	4
RENAULT	19 II Chamade (L53_)	1.4	11.1993 - 12.1995	1390	KW 55 / PS 75	4
RENAULT	19 II Chamade (L53_)	1.4	10.1994 - 11.1995	1390	KW 59 / PS 80	4
RENAULT	19 II Chamade (L53_)	1.4	10.1994 - 11.1995	1390	KW 59 / PS 80	4
RENAULT	19 II Chamade (L53_)	1.7	04.1992 - 12.1995	1721	KW 54 / PS 73	4
RENAULT	19 II Chamade (L53_)	1.7	04.1992 - 12.1995	1721	KW 66 / PS 90	4
RENAULT	19 II Chamade (L53_)	1.7	04.1992 - 12.1995	1721	KW 66 / PS 90	4
RENAULT	19 II Chamade (L53_)	1.8	04.1992 - 12.1995	1794	KW 65 / PS 88	4
RENAULT	19 II Chamade (L53_)	1.8	05.1994 - 12.1995	1783	KW 79 / PS 107	4
RENAULT	19 II Chamade (L53_)	1.8	04.1992 - 12.1995	1794	KW 66 / PS 90	4
RENAULT	19 II Chamade (L53_)	1.8	04.1992 - 05.1994	1794	KW 81 / PS 110	4
RENAULT	19 II Chamade (L53_)	1.8 16V	04.1992 - 12.1995	1764	KW 99 / PS 135	4
RENAULT	19 II Kasten (S53_)	1.2	03.1992 - 12.1995	1237	KW 40 / PS 54	4
RENAULT	19 II Kasten (S53_)	1.2	03.1992 - 12.1995	1237	KW 40 / PS 54	4
RENAULT	21 (B48_)	2.2	09.1989 - 06.1994	2165	KW 79 / PS 107	4
RENAULT	21 (B48_)	1.4	09.1989 - 05.1993	1397	KW 51 / PS 69	4
RENAULT	21 (B48_)	1.4	09.1989 - 05.1993	1397	KW 51 / PS 69	4
RENAULT	21 (B48_)	1.7	09.1989 - 10.1992	1721	KW 54 / PS 73	4
RENAULT	21 (B48_)	1.7	09.1989 - 06.1994	1721	KW 66 / PS 90	4
RENAULT	21 (B48_)	2.0	02.1990 - 10.1992	1995	KW 99 / PS 135	4
RENAULT	21 (B48_)	2.0	09.1989 - 12.1993	1995	KW 88 / PS 120	4
RENAULT	21 (B48_)	2.0 4x4	09.1990 - 10.1992	1995	KW 99 / PS 135	4
RENAULT	21 (B48_)	2.2 4x4	07.1990 - 06.1994	2165	KW 79 / PS 107	4
RENAULT	21 Kasten (S48_)	1.7	06.1986 - 04.1995	1721	KW 65 / PS 88	4
RENAULT	21 Kasten (S48_)	1.7	06.1986 - 04.1995	1721	KW 65 / PS 88	4
RENAULT	21 Kombi (K48_)	2.2	06.1986 - 11.1993	2165	KW 79 / PS 108	4
RENAULT	21 Kombi (K48_)	1.7	05.1988 - 06.1993	1721	KW 54 / PS 73	4
RENAULT	21 Kombi (K48_)	1.7	10.1986 - 12.1988	1721	KW 65 / PS 88	4
RENAULT	21 Kombi (K48_)	1.7	06.1986 - 12.1989	1721	KW 69 / PS 94	4
RENAULT	21 Kombi (K48_)	1.7	10.1989 - 12.1993	1721	KW 66 / PS 90	4
RENAULT	21 Kombi (K48_)	1.7	06.1986 - 03.1993	1721	KW 55 / PS 75	4
RENAULT	21 Kombi (K48_)	1.7	06.1986 - 12.1989	1721	KW 54 / PS 73	4
RENAULT	21 Kombi (K48_)	1.7	06.1987 - 04.1989	1721	KW 64 / PS 87	4
RENAULT	21 Kombi (K48_)	2.0	06.1986 - 12.1988	1995	KW 85 / PS 116	4
RENAULT	21 Kombi (K48_)	2.0	06.1990 - 02.1994	1995	KW 99 / PS 135	4
RENAULT	21 Kombi (K48_)	2.0	03.1986 - 12.1993	1995	KW 88 / PS 120	4
RENAULT	21 Kombi (K48_)	2.0 4x4	03.1989 - 12.1993	1995	KW 88 / PS 120	4
RENAULT	21 Kombi (K48_)	2.0 4x4	03.1989 - 12.1993	1995	KW 88 / PS 120	4
RENAULT	21 Kombi (K48_)	2.0 4x4	03.1989 - 12.1993	1995	KW 88 / PS 120	4
RENAULT	21 Kombi (K48_)	2.0 4x4	03.1989 - 12.1993	1995	KW 88 / PS 120	4
RENAULT	21 Kombi (K48_)	2.2 4x4	06.1986 - 12.1993	2165	KW 79 / PS 107	4
RENAULT	21 Stufenheck (L48_)	2.2	07.1986 - 02.1994	2165	KW 79 / PS 107	4
RENAULT	21 Stufenheck (L48_)	1.4	06.1988 - 10.1993	1397	KW 51 / PS 69	4
RENAULT	21 Stufenheck (L48_)	1.4	06.1988 - 10.1993	1397	KW 51 / PS 69	4
RENAULT	21 Stufenheck (L48_)	1.7	03.1986 - 12.1987	1721	KW 55 / PS 75	4
RENAULT	21 Stufenheck (L48_)	1.7	03.1986 - 02.1994	1721	KW 69 / PS 94	4
RENAULT	21 Stufenheck (L48_)	1.7	03.1986 - 03.1993	1721	KW 65 / PS 88	4
RENAULT	21 Stufenheck (L48_)	1.7	07.1986 - 02.1994	1721	KW 54 / PS 73	4
RENAULT	21 Stufenheck (L48_)	1.7	09.1989 - 02.1994	1721	KW 66 / PS 90	4
RENAULT	21 Stufenheck (L48_)	1.7	06.1987 - 04.1989	1721	KW 64 / PS 87	4
RENAULT	21 Stufenheck (L48_)	2.0	03.1986 - 12.1988	1995	KW 85 / PS 116	4
RENAULT	21 Stufenheck (L48_)	2.0	02.1990 - 06.1994	1995	KW 99 / PS 135	4
RENAULT	21 Stufenheck (L48_)	2.0	03.1986 - 12.1993	1995	KW 88 / PS 120	4
RENAULT	21 Stufenheck (L48_)	2.0	03.1986 - 10.1993	1995	KW 75 / PS 102	4
RENAULT	21 Stufenheck (L48_)	2.0	03.1986 - 10.1993	1995	KW 75 / PS 102	4
RENAULT	21 Stufenheck (L48_)	2.0 4x4	12.1989 - 02.1994	1995	KW 99 / PS 135	4
RENAULT	21 Stufenheck (L48_)	2.0 Turbo	04.1987 - 03.1990	1995	KW 129 / PS 175	4
RENAULT	21 Stufenheck (L48_)	2.0 Turbo	02.1990 - 10.1992	1995	KW 119 / PS 162	4


Engine code



F3P 700	138750	138077	138681
F3P 682; F3P 765	138750		138681
F3P 706; F3P 760	138750	138077	
F7P 704	138750		
F3N 742; F3N 743	138750		
F3P 704; F3P 705; F3P 706; F3P 707; F3P 708; F3P 760	138750	138077	
F3P 682; F3P 764; F3P 765	138750		138681
F3P 706; F3P 760	138750	138077	
F7P 704	138750		
C3J 710	138750		
E7J 742	138750		
E7J 706	138750	138077	
E7J 706	138751	138077	
F3N 740; F3N 741	138750		
F3N 742; F3N 743	138750	138077	
F3N 742; F3N 743	138751	138077	
F3P 704; F3P 705; F3P 706; F3P 707; F3P 708; F3P 760	138750	138077	
F3P 682	138750		138681
F3P 706; F3P 760	138750	138077	
F3P 700	138750	138077	138681
F7P 704	138750		
C1G 730	138750	138077	
C1G 730	138751	138077	
J7T 754; J7T 755	138750		
C2J 770	138750	138077	
C2J 770	138751	138077	
F3N 726	138750		
F3N 722; F3N 723	138750	138077	
J7R 740	138750	138077	138681
J7R 746; J7R 747	138750	138077	
J7R 740	138750	138077	
J7T 754; J7T 755	138750		
F2N 710	138750	138077	
F2N 710	138751	138077	
J7T 754; J7T 755	138750		
F3N 726	138750		
F2N 710	138750		
F3N 722; F3N 723	138750		
F3N 722; F3N 723	138750	138077	
F2N 712	138750		
F2N 750	138750		
F2N 752	138750		
J7R 750; J7R 751	138750	138077	
J7R 740	138750	138077	138681
J7R 746; J7R 747	138750	138077	
J7R 746; J7R 747	138750	138076	
J7R 746; J7R 747	138751	138076	
J7R 746; J7R 747	138750	138077	
J7R 746; J7R 747	138751	138077	
J7T 754; J7T 755	138750		
J7T 754; J7T 755	138750		
C2J 770	138750	138077	
C2J 770	138751	138077	
F2N 712	138750		
F3N 722; F3N 723	138750		
F2N 710	138750		
F2N 750; F3N 726	138750		
F3N 722; F3N 723	138750	138077	
F2N 752	138750		
J7R 750; J7R 751	138750	138077	
J7R 740	138750	138077	138681
J7R 746; J7R 747	138750	138077	
J6R 758; J6R 759; J6R 792; J6R 793	138750	138077	
J6R 758; J6R 759; J6R 792; J6R 793	138751	138077	
J7R 740	138750	138077	
J7R 752	138750		
J7R 756	138750	138077	

Anwendungsliste

Application List

	Model	Type	Model year	ccm	Output	Cylinder
RENAULT	21 Stufenheck (L48_)	2.0 Turbo 4x4	02.1990 - 10.1992	1995	KW 119 / PS 162	4
RENAULT	21 Stufenheck (L48_)	2.0 Turbo 4x4	08.1989 - 10.1993	1995	KW 129 / PS 175	4
RENAULT	21 Stufenheck (L48_)	2.0 Turbo 4x4	08.1989 - 10.1993	1995	KW 129 / PS 175	4
RENAULT	21 Stufenheck (L48_)	2.2 4x4	07.1990 - 02.1994	2165	KW 79 / PS 107	4
RENAULT	25 (B29_)	2.2	04.1984 - 12.1989	2165	KW 89 / PS 121	4
RENAULT	25 (B29_)	2.2	09.1986 - 12.1992	2165	KW 79 / PS 108	4
RENAULT	25 (B29_)	2.2	04.1984 - 12.1989	2165	KW 91 / PS 124	4
RENAULT	25 (B29_)	2.0	04.1984 - 12.1992	1995	KW 74 / PS 101	4
RENAULT	25 (B29_)	2.0 12V	06.1989 - 12.1992	1995	KW 99 / PS 135	4
RENAULT	25 (B29_)	2.0 12V	06.1988 - 12.1993	1995	KW 103 / PS 140	4
RENAULT	25 (B29_)	2.4 V6 Turbo	10.1984 - 05.1990	2458	KW 133 / PS 181	6
RENAULT	25 (B29_)	2.5 V6 Turbo	01.1990 - 12.1992	2458	KW 151 / PS 205	6
RENAULT	25 (B29_)	2.8 V6	06.1987 - 02.1990	2849	KW 115 / PS 156	6
RENAULT	25 (B29_)	2.8 V6 Injection	06.1987 - 12.1992	2849	KW 110 / PS 150	6
RENAULT	25 (B29_)	2.8 V6 Injection	06.1986 - 02.1988	2849	KW 100 / PS 136	6
RENAULT	4 (112_)	1.0	12.1985 - 06.1993	956	KW 31 / PS 42	4
RENAULT	9 (L42_)	1.7	10.1986 - 12.1988	1721	KW 54 / PS 73	4
RENAULT	9 (L42_)	1.7	10.1986 - 12.1988	1721	KW 55 / PS 75	4
RENAULT	9 (L42_)	1.7	06.1987 - 12.1988	1721	KW 69 / PS 94	4
RENAULT	9 (L42_)	1.7	10.1986 - 12.1988	1721	KW 65 / PS 88	4
RENAULT	9 (L42_)	1.4 Turbo	12.1986 - 12.1989	1397	KW 85 / PS 116	4
RENAULT	9 (L42_)	1.4 Turbo	12.1986 - 12.1989	1397	KW 85 / PS 116	4
RENAULT	AVANTIME (DE0_)	2.0 16V Turbo	11.2001 - 05.2003	1998	KW 120 / PS 163	4
RENAULT	AVANTIME (DE0_)	3.0 V6	09.2001 - 05.2003	2946	KW 152 / PS 207	6
RENAULT	CLIO Grandtour (KR0/1_)	1.2 16V	02.2008 -	1149	KW 55 / PS 75	4
RENAULT	CLIO Grandtour (KR0/1_)	1.2 16V	02.2008 -	1149	KW 58 / PS 78	4
RENAULT	CLIO Grandtour (KR0/1_)	1.2 16V	02.2008 -	1149	KW 74 / PS 101	4
RENAULT	CLIO Grandtour (KR0/1_)	1.2 16V Hi-Flex	07.2008 -	1149	KW 55 / PS 75	4
RENAULT	CLIO Grandtour (KR0/1_)	1.4 16V	02.2010 -	1390	KW 72 / PS 98	4
RENAULT	CLIO Grandtour (KR0/1_)	1.6 16V	11.2008 -	1598	KW 94 / PS 128	4
RENAULT	CLIO I (B/C57_, 5/357_)	1.2	05.1990 - 09.1998	1171	KW 43 / PS 58	4
RENAULT	CLIO I (B/C57_, 5/357_)	1.2	01.1996 - 09.1998	1149	KW 43 / PS 58	4
RENAULT	CLIO I (B/C57_, 5/357_)	1.2	01.1991 - 01.1996	1171	KW 40 / PS 54	4
RENAULT	CLIO I (B/C57_, 5/357_)	1.2	01.1991 - 01.1996	1171	KW 40 / PS 54	4
RENAULT	CLIO I (B/C57_, 5/357_)	1.2	01.1991 - 01.1996	1171	KW 40 / PS 54	4
RENAULT	CLIO I (B/C57_, 5/357_)	1.2	01.1991 - 01.1996	1171	KW 40 / PS 54	4
RENAULT	CLIO I (B/C57_, 5/357_)	1.2	01.1996 - 09.1998	1149	KW 40 / PS 54	4
RENAULT	CLIO I (B/C57_, 5/357_)	1.2	01.1996 - 12.1996	1239	KW 40 / PS 54	4
RENAULT	CLIO I (B/C57_, 5/357_)	1.4	01.1991 - 09.1998	1390	KW 58 / PS 79	4
RENAULT	CLIO I (B/C57_, 5/357_)	1.4	01.1991 - 09.1998	1390	KW 55 / PS 75	4
RENAULT	CLIO I (B/C57_, 5/357_)	1.4	01.1991 - 09.1998	1390	KW 55 / PS 75	4
RENAULT	CLIO I (B/C57_, 5/357_)	1.7	01.1991 - 12.1993	1721	KW 68 / PS 92	4
RENAULT	CLIO I (B/C57_, 5/357_)	1.8	01.1991 - 09.1998	1794	KW 65 / PS 88	4
RENAULT	CLIO I (B/C57_, 5/357_)	1.8	08.1994 - 09.1998	1794	KW 66 / PS 90	4
RENAULT	CLIO I (B/C57_, 5/357_)	1.8	01.1991 - 09.1998	1794	KW 70 / PS 95	4
RENAULT	CLIO I (B/C57_, 5/357_)	1.8 16V	01.1991 - 03.1996	1764	KW 99 / PS 135	4
RENAULT	CLIO I (B/C57_, 5/357_)	1.8 Rsi	08.1995 - 09.1998	1783	KW 79 / PS 107	4
RENAULT	CLIO I (B/C57_, 5/357_)	1.8 Rsi	01.1993 - 08.1995	1794	KW 80 / PS 109	4
RENAULT	CLIO I (B/C57_, 5/357_)	Williams	01.1994 - 09.1998	1998	KW 108 / PS 147	4
RENAULT	CLIO I Kasten (S57_)	1.2	01.1991 - 09.1998	1171	KW 44 / PS 60	4
RENAULT	CLIO I Kasten (S57_)	1.2	01.1991 - 09.1998	1171	KW 44 / PS 60	4
RENAULT	CLIO I Kasten (S57_)	1.2	01.1991 - 09.1998	1171	KW 44 / PS 60	4
RENAULT	CLIO I Kasten (S57_)	1.2	01.1991 - 09.1998	1171	KW 44 / PS 60	4
RENAULT	CLIO I Kasten (S57_)	1.2	01.1991 - 09.1998	1171	KW 40 / PS 54	4
RENAULT	CLIO I Kasten (S57_)	1.2	01.1991 - 09.1998	1171	KW 40 / PS 54	4
RENAULT	CLIO I Kasten (S57_)	1.2	01.1991 - 09.1998	1171	KW 40 / PS 54	4
RENAULT	CLIO I Kasten (S57_)	1.2	01.1991 - 09.1998	1171	KW 40 / PS 54	4
RENAULT	CLIO I Kasten (S57_)	1.2	01.1991 - 09.1998	1171	KW 40 / PS 54	4
RENAULT	CLIO II (BB0/1/2_, CB0/1/2_)	1.2	09.1998 -	1149	KW 43 / PS 58	4
RENAULT	CLIO II (BB0/1/2_, CB0/1/2_)	1.2	06.2001 - 10.2003	1149	KW 55 / PS 75	4
RENAULT	CLIO II (BB0/1/2_, CB0/1/2_)	1.4	09.1998 - 05.2005	1390	KW 55 / PS 75	4
RENAULT	CLIO II (BB0/1/2_, CB0/1/2_)	1.4	09.1998 - 05.2005	1390	KW 55 / PS 75	4
RENAULT	CLIO II (BB0/1/2_, CB0/1/2_)	1.6	09.1998 - 05.2005	1598	KW 66 / PS 90	4
RENAULT	CLIO II (BB0/1/2_, CB0/1/2_)	1.6	09.1998 - 05.2005	1598	KW 66 / PS 90	4
RENAULT	CLIO II (BB0/1/2_, CB0/1/2_)	1.6	09.1998 - 05.2005	1598	KW 66 / PS 90	4
RENAULT	CLIO II (BB0/1/2_, CB0/1/2_)	1.2 16V	06.2001 -	1149	KW 55 / PS 75	4
RENAULT	CLIO II (BB0/1/2_, CB0/1/2_)	1.2 16V	06.2001 -	1149	KW 55 / PS 75	4
RENAULT	CLIO II (BB0/1/2_, CB0/1/2_)	1.4 16V	10.1999 - 08.2000	1390	KW 70 / PS 95	4


Engine code



J7R 756	138750	138077	
J7R 752	138750	138077	
J7R 752	138751	138077	
J7T 754; J7T 755	138750		
J7T 706; J7T 707; J7T 714; J7T 715	138750		
J7T 708; J7T 732; J7T 733	138750		
J7T 730; J7T 731	138750		
J6R 706; J6R 707; J6R 760; J6R 762; J6R 763	138750		
J7R 726	138750		
J7R 720; J7R 721			138681
Z7U 702	138750	138077	
Z7U 700	138750		
Z7W 700	138750		
Z7W 706; Z7W 707; Z7W 709	138750		
Z7W 702		138077	
689 710		138019	
F3N 718	138750		
F2N 730	138750		
F3N 708	138750		
F2N 708; F2N 710; F2N 798	138750		
C1J 760; C1J 764	138750	138077	
C1J 760; C1J 764	138751	138077	
F4R 760; F4R 761	133800		
L7X 720; L7X 721	133803		
D4F 740	138713		
D4F 764	138713		
D4F 784	138713		
D4F 740	138713		
K4J 780	133800		
K4M 862	133800		
E7F 700; E7F 708; E7F 750	138750	138077	
D7F 730	138765		
E7F 706	138750	138076	
E7F 706	138750	138077	
E7F 706	138751	138076	
E7F 706	138751	138077	
D7F 730	138765		
C3G 720	138735		
E7J 601; E7J 718; E7J 719; E7J 754	138750	138077	
E7J 756; E7J 757	138750	138077	
E7J 756; E7J 757	138751	138077	
F2N 770	138750		
F3P 710; F3P 714	138750	138077	
F3P 754; F3P 755	138750	138077	138681
F3P 710	138750		
F7P 722	138750	138077	
F3P 758	138750	138077	138681
F3P 712	138750	138077	138681
F7R 700	138750	138077	
E7F 750	138750	138076	
E7F 750	138751	138076	
E7F 750	138750	138077	
E7F 750	138751	138077	
E7F 706	138750	138076	
E7F 706	138751	138076	
E7F 706	138750	138077	
E7F 706	138751	138077	
D7F 720; D7F 726; D7F 746; D7F 764; D7F 766	138765		
	138712		
E7J 780	138759		
E7J 780	138766		
K7M 744; K7M 745	133800		
K7M 744; K7M 745	138759		
K7M 744; K7M 745	138766		
D4F 706; D4F 712; D4F 714; D4F 722; D4F 728	138712		
D4F 706; D4F 712; D4F 714; D4F 722; D4F 728	138713		
K4J 712; K4J 713	133800		

Anwendungsliste

Application List

	Model	Type	Model year	ccm	Output	Cylinder
RENAULT	CLIO II (BB0/1/2_, CB0/1/2_)	1.4 16V	08.2000 -	1390	KW 72 / PS 98	4
RENAULT	CLIO II (BB0/1/2_, CB0/1/2_)	1.6 16V	09.1998 -	1598	KW 79 / PS 107	4
RENAULT	CLIO II (BB0/1/2_, CB0/1/2_)	2.0 16V Sport	02.2000 -	1998	KW 124 / PS 169	4
RENAULT	CLIO II (BB0/1/2_, CB0/1/2_)	2.0 16V Sport	02.2000 -	1998	KW 124 / PS 169	4
RENAULT	CLIO II (BB0/1/2_, CB0/1/2_)	2.0 16V Sport	02.2000 -	1998	KW 124 / PS 169	4
RENAULT	CLIO II (BB0/1/2_, CB0/1/2_)	2.0 16V Sport	01.2004 -	1998	KW 132 / PS 179	4
RENAULT	CLIO II (BB0/1/2_, CB0/1/2_)	3.0 V6 Sport	11.2000 - 12.2002	2946	KW 166 / PS 226	6
RENAULT	CLIO II (BB0/1/2_, CB0/1/2_)	3.0 V6 Sport	12.2002 -	2946	KW 187 / PS 254	6
RENAULT	CLIO II Kasten (SB0/1/2_)	1.1	09.1998 -	1149	KW 43 / PS 58	4
RENAULT	CLIO II Kasten (SB0/1/2_)	1.1	09.1998 -	1149	KW 43 / PS 58	4
RENAULT	CLIO III (BR0/1, CR0/1)	1.2	10.2005 -	1149	KW 57 / PS 78	4
RENAULT	CLIO III (BR0/1, CR0/1)	1.2 16V	06.2005 -	1149	KW 55 / PS 75	4
RENAULT	CLIO III (BR0/1, CR0/1)	1.2 16V	06.2005 -	1149	KW 58 / PS 78	4
RENAULT	CLIO III (BR0/1, CR0/1)	1.2 16V	06.2005 -	1149	KW 48 / PS 65	4
RENAULT	CLIO III (BR0/1, CR0/1)	1.2 16V	05.2007 -	1149	KW 74 / PS 101	4
RENAULT	CLIO III (BR0/1, CR0/1)	1.2 16V Hi-Flex	07.2008 -	1149	KW 55 / PS 75	4
RENAULT	CLIO III (BR0/1, CR0/1)	1.4 16V	06.2005 -	1390	KW 72 / PS 98	4
RENAULT	CLIO III (BR0/1, CR0/1)	1.6 16V	06.2005 -	1598	KW 65 / PS 88	4
RENAULT	CLIO III (BR0/1, CR0/1)	1.6 16V	06.2005 -	1598	KW 82 / PS 112	4
RENAULT	CLIO III (BR0/1, CR0/1)	1.6 16V GT	06.2009 -	1598	KW 94 / PS 128	4
RENAULT	CLIO III (BR0/1, CR0/1)	2.0 16V Sport	02.2006 -	1998	KW 145 / PS 197	4
RENAULT	CLIO III (BR0/1, CR0/1)	2.0 16V Sport	09.2008 -	1998	KW 148 / PS 200	4
RENAULT	ESPACE I (J11_)	2.2	07.1986 - 12.1990	2165	KW 79 / PS 108	4
RENAULT	ESPACE I (J11_)	2.0	07.1984 - 12.1990	1995	KW 80 / PS 109	4
RENAULT	ESPACE I (J11_)	2.0	01.1988 - 12.1990	1995	KW 74 / PS 101	4
RENAULT	ESPACE I (J11_)	2.0 i	01.1989 - 12.1990	1995	KW 87 / PS 118	4
RENAULT	ESPACE I (J11_)	2.0 i Quadra	03.1988 - 12.1992	1995	KW 87 / PS 118	4
RENAULT	ESPACE I (J11_)	2.2 Quadra	01.1988 - 12.1990	2165	KW 79 / PS 108	4
RENAULT	ESPACE II (J/S63_)	2.2	01.1991 - 10.1996	2165	KW 79 / PS 108	4
RENAULT	ESPACE II (J/S63_)	2.0	01.1991 - 10.1996	1995	KW 76 / PS 103	4
RENAULT	ESPACE II (J/S63_)	2.2 4x4	03.1991 - 12.1996	2165	KW 79 / PS 108	4
RENAULT	ESPACE II (J/S63_)	2.8 V6	01.1991 - 10.1996	2849	KW 110 / PS 150	6
RENAULT	ESPACE III (JE0_)	2.0	11.1996 - 10.2000	1998	KW 84 / PS 114	4
RENAULT	ESPACE III (JE0_)	2.0	11.1996 - 10.2000	1998	KW 84 / PS 114	4
RENAULT	ESPACE III (JE0_)	2.0	09.2001 - 10.2002	1998	KW 102 / PS 139	4
RENAULT	ESPACE III (JE0_)	2.0 16V	10.1998 - 10.2002	1998	KW 103 / PS 140	4
RENAULT	ESPACE III (JE0_)	3.0	11.1996 - 10.1998	2963	KW 123 / PS 167	6
RENAULT	ESPACE III (JE0_)	3.0	11.1996 - 10.1998	2963	KW 123 / PS 167	6
RENAULT	ESPACE III (JE0_)	3.0	11.1996 - 10.1998	2963	KW 123 / PS 167	6
RENAULT	ESPACE III (JE0_)	3.0	11.1996 - 10.1998	2963	KW 123 / PS 167	6
RENAULT	ESPACE III (JE0_)	3.0 V6 24V	10.1998 - 10.2002	2946	KW 140 / PS 190	6
RENAULT	ESPACE IV (JK0/1_)	2.0	11.2002 -	1998	KW 100 / PS 136	4
RENAULT	ESPACE IV (JK0/1_)	2.0	04.2005 -	1998	KW 125 / PS 170	4
RENAULT	ESPACE IV (JK0/1_)	2.0 Turbo	11.2002 -	1998	KW 120 / PS 163	4
RENAULT	FLUENCE (L30_)	2.0 16V	02.2010 -	1998	KW 103 / PS 140	4
RENAULT	GRAND SCÉNIC II (JM0/1_)	1.6	04.2004 -	1598	KW 83 / PS 113	4
RENAULT	GRAND SCÉNIC II (JM0/1_)	2.0	04.2004 -	1998	KW 99 / PS 135	4
RENAULT	GRAND SCÉNIC II (JM0/1_)	2.0	04.2004 -	1998	KW 120 / PS 163	4
RENAULT	GRAND SCÉNIC III (JZ0/1_)	2.0 16V	02.2009 -	1997	KW 103 / PS 140	4
RENAULT	KANGOO (KC0/1_)	1.2	08.1997 -	1149	KW 43 / PS 58	4
RENAULT	KANGOO (KC0/1_)	1.4	08.1997 -	1390	KW 55 / PS 75	4
RENAULT	KANGOO (KC0/1_)	1.4	08.1997 -	1390	KW 55 / PS 75	4
RENAULT	KANGOO (KC0/1_)	1.2 16V	06.2001 -	1149	KW 55 / PS 75	4
RENAULT	KANGOO (KC0/1_)	1.2 16V	06.2001 -	1149	KW 55 / PS 75	4
RENAULT	KANGOO (KC0/1_)	1.2 16V	06.2001 -	1149	KW 55 / PS 75	4
RENAULT	KANGOO (KC0/1_)	1.6 16V	06.2001 -	1598	KW 70 / PS 95	4
RENAULT	KANGOO (KC0/1_)	1.6 16V 4x4	10.2001 -	1598	KW 70 / PS 95	4
RENAULT	KANGOO Rapid (FC0/1_)	1.2	08.1997 -	1149	KW 43 / PS 58	4
RENAULT	KANGOO Rapid (FC0/1_)	1.4	08.1997 -	1390	KW 55 / PS 75	4
RENAULT	KANGOO Rapid (FC0/1_)	1.4	08.1997 -	1390	KW 55 / PS 75	4
RENAULT	KANGOO Rapid (FC0/1_)	1.2 16V	10.2001 -	1149	KW 55 / PS 75	4
RENAULT	KANGOO Rapid (FC0/1_)	1.2 16V	10.2001 -	1149	KW 55 / PS 75	4
RENAULT	KANGOO Rapid (FC0/1_)	1.2 16V	10.2001 -	1149	KW 55 / PS 75	4
RENAULT	KANGOO Rapid (FC0/1_)	1.6 16V	10.2001 -	1598	KW 70 / PS 95	4
RENAULT	KANGOO Rapid (FC0/1_)	1.6 16V 4x4	10.2001 -	1598	KW 70 / PS 95	4
RENAULT	KOLEOS (HY_)	2.5	09.2008 -	2488	KW 126 / PS 171	4
RENAULT	KOLEOS (HY_)	2.5 4x4	09.2008 -	2488	KW 126 / PS 171	4

Engine code



K4J 710; K4J 711; K4J 712; K4J 713	133800		
K4M 708; 740; 742; 743; 744; 745; 748	133800		
F4R 730	133800		
F4R 730	138764		
F4R 730	138765		
F4R 738	138765		
L7X 760	133803		
L7X 762	133803		
D7F 720; D7F 726; D7F 746	138764		
D7F 720; D7F 726; D7F 746	138765		
D4F 764	138713		
D4F 740	138713		
D4F 764	138713		
D4F 740	138713		
D4F 784	138713		
D4F 740; D4F 742	138713		
K4J 780	133800		
K4M 804	133800		
K4M 800; K4M 801	133800		
K4M 862	133800		
F4R 830	133800		
F4R 830	133800		
J7T 770	138750	138077	
J6R 234; J6R 236	138750		
J6R 734	138750		
J7R 760	138750	138077	
J7R 760	138750	138077	
J7T 770	138750	138077	
J7T 772; J7T 773; J7T 776	138750		
J7R 768	138750	138077	
J7T 772; J7T 773	138750	138077	
Z7W 712; Z7W 713; Z7W 717	138750	138077	
F3R 728; F3R 729; F3R 742; F3R 768; F3R 769	138736		138676
F3R 728; F3R 729; F3R 742; F3R 768; F3R 769	138738		138676
F4R 700; F4R 701	133800		
F4R 700; F4R 701	133800		
Z7X 775	133800		138681
Z7X 775	138728		138681
Z7X 775	138729		138681
Z7X 775	138736		138681
L7X 727	133803		
F4R 792	133800		
F4R 796; F4R 797; F4R 896; F4R 897	133800		
F4R 794; F4R 795; F4R 796; F4R 797	133800		
M4R 714; M4R 751	133867		
K4M 761; K4M 782	133800		
F4R 770; F4R 771	133800		
F4R 776	133800		
M4R 711	133867		
D7F 710; D7F 720; D7F 722; D7F 726; D7F 744; D7F 746	138765		
E7J 634; E7J 635; E7J 780; K7J 700; K7J 701	138759		
E7J 634; E7J 635; E7J 780; K7J 700; K7J 701	138766		
D4F 712; D4F 714; D4F 716	138712		
D4F 712; D4F 714; D4F 716	138713		
D4F 712; D4F 714; D4F 716	138765		
K4M 750; K4M 752; K4M 753	133800		
K4M 750; K4M 752; K4M 753	133800		
D7F 710; D7F 720; D7F 722; D7F 726; D7F 744; D7F 746	138765		
E7J 634; E7J 635; E7J 780; K7J 701	138759		
E7J 634; E7J 635; E7J 780; K7J 701	138766		
D4F 712; D4F 714; D4F 730	138712		
D4F 712; D4F 714; D4F 730	138713		
D4F 712; D4F 714; D4F 730	138765		
K4M 752	133800		
K4M 750; K4M 752; K4M 753	133800		
2TR 700; 2TR 702; 2TR 703	133901		
2TR 700; 2TR 702; 2TR 703	133901		

Anwendungsliste

Application List



	Model	Type	Model year	ccm	Output	Cylinder
RENAULT	LAGUNA Coupe (DT0/1)	2.0 GT	09.2008 -	1998	KW 150 / PS 204	4
RENAULT	LAGUNA Grandtour (K56_)	1.8	09.1995 - 03.2001	1783	KW 66 / PS 90	4
RENAULT	LAGUNA Grandtour (K56_)	1.8	09.1995 - 03.2001	1783	KW 66 / PS 90	4
RENAULT	LAGUNA Grandtour (K56_)	1.8	09.1995 - 03.2001	1783	KW 66 / PS 90	4
RENAULT	LAGUNA Grandtour (K56_)	1.8	09.1995 - 03.2001	1794	KW 69 / PS 94	4
RENAULT	LAGUNA Grandtour (K56_)	1.8	09.1995 - 03.2001	1794	KW 69 / PS 94	4
RENAULT	LAGUNA Grandtour (K56_)	1.6 16V	11.1997 - 03.2001	1598	KW 79 / PS 107	4
RENAULT	LAGUNA Grandtour (K56_)	1.8 16V	04.1998 - 03.2001	1783	KW 88 / PS 120	4
RENAULT	LAGUNA Grandtour (K56_)	2.0	09.1995 - 03.2001	1998	KW 83 / PS 113	4
RENAULT	LAGUNA Grandtour (K56_)	2.0	09.1995 - 03.2001	1998	KW 83 / PS 113	4
RENAULT	LAGUNA Grandtour (K56_)	2.0	10.1998 - 01.2001	1998	KW 84 / PS 114	4
RENAULT	LAGUNA Grandtour (K56_)	2.0 16V	09.1995 - 03.2001	1948	KW 102 / PS 139	4
RENAULT	LAGUNA Grandtour (K56_)	2.0 16V	09.1995 - 03.2001	1948	KW 102 / PS 139	4
RENAULT	LAGUNA Grandtour (K56_)	2.0 16V	09.1999 - 03.2001	1998	KW 103 / PS 140	4
RENAULT	LAGUNA Grandtour (K56_)	3.0	02.1996 - 03.2001	2963	KW 123 / PS 167	6
RENAULT	LAGUNA Grandtour (K56_)	3.0	02.1996 - 03.2001	2963	KW 123 / PS 167	6
RENAULT	LAGUNA Grandtour (K56_)	3.0	02.1996 - 03.2001	2963	KW 123 / PS 167	6
RENAULT	LAGUNA I (B56_, 556_)	1.8	11.1993 - 03.2001	1794	KW 66 / PS 90	4
RENAULT	LAGUNA I (B56_, 556_)	1.8	11.1993 - 03.2001	1794	KW 66 / PS 90	4
RENAULT	LAGUNA I (B56_, 556_)	1.8	08.1995 - 03.2001	1783	KW 66 / PS 90	4
RENAULT	LAGUNA I (B56_, 556_)	1.8	08.1995 - 03.2001	1783	KW 66 / PS 90	4
RENAULT	LAGUNA I (B56_, 556_)	1.8	08.1995 - 03.2001	1783	KW 66 / PS 90	4
RENAULT	LAGUNA I (B56_, 556_)	1.8	08.1995 - 03.2001	1783	KW 66 / PS 90	4
RENAULT	LAGUNA I (B56_, 556_)	1.8	08.1995 - 03.2001	1794	KW 69 / PS 94	4
RENAULT	LAGUNA I (B56_, 556_)	1.8	06.1995 - 02.2001	1783	KW 69 / PS 94	4
RENAULT	LAGUNA I (B56_, 556_)	1.8	06.1995 - 02.2001	1783	KW 69 / PS 94	4
RENAULT	LAGUNA I (B56_, 556_)	1.6 16V	11.1997 - 03.2001	1598	KW 79 / PS 107	4
RENAULT	LAGUNA I (B56_, 556_)	1.8 16V	04.1998 - 03.2001	1783	KW 88 / PS 120	4
RENAULT	LAGUNA I (B56_, 556_)	2.0	11.1993 - 03.2001	1998	KW 83 / PS 113	4
RENAULT	LAGUNA I (B56_, 556_)	2.0	03.1999 - 03.2001	1998	KW 80 / PS 109	4
RENAULT	LAGUNA I (B56_, 556_)	2.0	03.1999 - 03.2001	1998	KW 80 / PS 109	4
RENAULT	LAGUNA I (B56_, 556_)	2.0	06.1995 - 02.2001	1998	KW 84 / PS 114	4
RENAULT	LAGUNA I (B56_, 556_)	2.0 16V	06.1995 - 03.2001	1948	KW 102 / PS 139	4
RENAULT	LAGUNA I (B56_, 556_)	2.0 16V	06.1995 - 03.2001	1948	KW 102 / PS 139	4
RENAULT	LAGUNA I (B56_, 556_)	2.0 16V	09.1999 - 03.2001	1998	KW 103 / PS 140	4
RENAULT	LAGUNA I (B56_, 556_)	3.0	11.1993 - 03.2001	2963	KW 123 / PS 167	6
RENAULT	LAGUNA I (B56_, 556_)	3.0	11.1993 - 03.2001	2963	KW 123 / PS 167	6
RENAULT	LAGUNA I (B56_, 556_)	3.0	11.1993 - 03.2001	2963	KW 123 / PS 167	6
RENAULT	LAGUNA II (BG0/1_)	1.6 16V	03.2001 -	1598	KW 79 / PS 107	4
RENAULT	LAGUNA II (BG0/1_)	1.6 16V	02.2005 -	1598	KW 82 / PS 112	4
RENAULT	LAGUNA II (BG0/1_)	1.8 16V	03.2001 -	1783	KW 89 / PS 121	4
RENAULT	LAGUNA II (BG0/1_)	1.8 16V	03.2001 -	1783	KW 88 / PS 120	4
RENAULT	LAGUNA II (BG0/1_)	1.8 16V	03.2001 -	1783	KW 85 / PS 116	4
RENAULT	LAGUNA II (BG0/1_)	2.0 16V	08.2002 -	1998	KW 99 / PS 135	4
RENAULT	LAGUNA II (BG0/1_)	2.0 16V	01.2005 -	1998	KW 125 / PS 170	4
RENAULT	LAGUNA II (BG0/1_)	2.0 16V	01.2005 -	1998	KW 150 / PS 204	4
RENAULT	LAGUNA II (BG0/1_)	2.0 16V IDE	04.2001 -	1998	KW 103 / PS 140	4
RENAULT	LAGUNA II (BG0/1_)	2.0 16V Turbo	01.2003 -	1998	KW 120 / PS 163	4
RENAULT	LAGUNA II (BG0/1_)	3.0 V6 24V	03.2001 -	2946	KW 152 / PS 207	6
RENAULT	LAGUNA II Grandtour (KG0/1_)	1.6 16V	03.2001 -	1598	KW 79 / PS 107	4
RENAULT	LAGUNA II Grandtour (KG0/1_)	1.6 16V	02.2005 -	1598	KW 82 / PS 112	4
RENAULT	LAGUNA II Grandtour (KG0/1_)	1.8 16V	03.2001 -	1783	KW 89 / PS 121	4
RENAULT	LAGUNA II Grandtour (KG0/1_)	1.8 16V	03.2001 -	1783	KW 85 / PS 116	4
RENAULT	LAGUNA II Grandtour (KG0/1_)	1.8 16V	03.2001 -	1783	KW 88 / PS 120	4
RENAULT	LAGUNA II Grandtour (KG0/1_)	2.0 16V	08.2002 -	1998	KW 99 / PS 135	4
RENAULT	LAGUNA II Grandtour (KG0/1_)	2.0 16V	01.2005 -	1998	KW 125 / PS 170	4
RENAULT	LAGUNA II Grandtour (KG0/1_)	2.0 16V	01.2005 -	1998	KW 150 / PS 204	4
RENAULT	LAGUNA II Grandtour (KG0/1_)	2.0 16V IDE	04.2001 -	1998	KW 103 / PS 140	4
RENAULT	LAGUNA II Grandtour (KG0/1_)	2.0 16V Turbo	01.2003 -	1998	KW 120 / PS 163	4
RENAULT	LAGUNA II Grandtour (KG0/1_)	3.0 V6 24V	03.2001 -	2946	KW 152 / PS 207	6
RENAULT	LAGUNA III (BT0/1)	2.0 16V Turbo	10.2007 -	1998	KW 125 / PS 170	4
RENAULT	LAGUNA III (BT0/1)	2.0 GT	03.2008 -	1998	KW 150 / PS 204	4
RENAULT	LAGUNA III Grandtour (KT0/1)	1.6 16V	10.2007 -	1598	KW 81 / PS 110	4
RENAULT	LAGUNA III Grandtour (KT0/1)	2.0 16V Turbo	10.2007 -	1998	KW 125 / PS 170	4
RENAULT	LAGUNA III Grandtour (KT0/1)	2.0 GT	03.2008 -	1998	KW 150 / PS 204	4
RENAULT	LATITUDE (L70_)	2.0 16V	02.2011 -	1997	KW 103 / PS 140	4
RENAULT	LOGAN (LS_)	1.4	09.2004 -	1390	KW 55 / PS 75	4
RENAULT	MASTER I Bus (T_)	28-35 2.0	10.1986 - 07.1998	1995	KW 58 / PS 79	4


Engine code



F4Rt 800	133800		
F3P 670; F3P 678	138736		138676
F3P 670; F3P 678	138738		138676
F3P 670; F3P 678	138750		138676
F3P 720; F3P 724	138750	138077	
F3P 720; F3P 724			
K4M 720	133800		
F4P 760	133800		
F3R 722; F3R 723	138736	138077	138681
F3R 722; F3R 723	138750	138077	138681
F3R 768	138736		
N7Q 700; N7Q 704	138757		138682
N7Q 700; N7Q 704	138758		138682
F4R 780	133800		
Z7X 765	138728		138681
Z7X 765	138729		138681
Z7X 765	138736		138681
F3P 720; F3P 724	138738		
F3P 720; F3P 724	138750	138077	
F3P 670; F3P 678	138736		138676
F3P 670; F3P 678	138738		138676
F3P 670; F3P 678	138750		138676
F3P 720; F3P 724	138750	138077	
F3P 674	138736		
F3P 674	138738		
K4M 720	133800		
F4P 760	133800		
F3R 722; F3R 723	138750	138077	138681
F3R 611		138076	
F3R 611		138077	
F3R 768	138736		
N7Q 700; N7Q 704	138757		138682
N7Q 700; N7Q 704	138758		138682
F4R 780	133800		
Z7X 760; Z7X 765	138728		138681
Z7X 760; Z7X 765	138729		138681
Z7X 760; Z7X 765	138736		138681
K4M 710; K4M 714	133800		
K4M 716	133800		
F4P 770; F4P 772	133800		
F4P 770; F4P 773	133800		
F4P 770; F4P 771; F4P 773; F4P 774; F4P 775	133800		
F4R 712; F4R 713; F4R 714; F4R 715	133800		
F4R 784; F4R 786; F4R 787	133800		
F4R 886; F4R 887	133800		
F5R 700; F5R 701	138765		
F4R 764; F4R 765; F4R 786; F4R 787	133800		
L7X 731	133803		
K4M 710; K4M 714	133800		
K4M 716	133800		
F4P 770; F4P 774	133800		
F4P 770; F4P 771; F4P 774; F4P 775	133800		
F4P 770; F4P 773	133800		
F4R 712; F4R 713; F4R 714; F4R 715	133800		
F4R 784; F4R 786; F4R 787	133800		
F4R 886; F4R 887	133800		
F5R 700; F5R 701	138765		
F4R 764; F4R 765; F4R 786; F4R 787	133800		
L7X 731	133803		
F4R 811	133800		
F4R 800	133800		
K4M 824	133800		
F4R 811	133800		
F4R 800	133800		
M4R 746	133867		
K7J 710	138764		
J5R 718	138750	138077	

Anwendungsliste

Application List

	Model	Type	Model year	ccm	Output	Cylinder
RENAULT	MASTER I Bus (T__)	28-35 2.0	10.1986 - 07.1998	1995	KW 58 / PS 79	4
RENAULT	MASTER I Bus (T__)	30 2,2	08.1980 - 07.1998	2165	KW 67 / PS 91	4
RENAULT	MASTER I Bus (T__)	30 2,2	08.1980 - 07.1998	2165	KW 67 / PS 91	4
RENAULT	MASTER I Kasten (T__)	28-35 2.0	10.1986 - 07.1998	1995	KW 58 / PS 79	4
RENAULT	MASTER I Kasten (T__)	28-35 2.0	10.1986 - 07.1998	1995	KW 58 / PS 79	4
RENAULT	MASTER I Kasten (T__)	30 2,2	08.1980 - 07.1998	2165	KW 67 / PS 91	4
RENAULT	MASTER I Kasten (T__)	30 2,2	08.1980 - 07.1998	2165	KW 67 / PS 91	4
RENAULT	MASTER I Pritsche/Fahrgestell (P__)	28-35 2.0	10.1986 - 07.1998	1995	KW 58 / PS 79	4
RENAULT	MASTER I Pritsche/Fahrgestell (P__)	28-35 2.0	10.1986 - 07.1998	1995	KW 58 / PS 79	4
RENAULT	MEGANE CC (EZO/1_)	2.0 CVT	06.2010 -	1997	KW 103 / PS 140	4
RENAULT	MEGANE I (BA0/1_)	1.4 16V	03.1999 - 08.2003	1390	KW 70 / PS 95	4
RENAULT	MEGANE I (BA0/1_)	1.4 e	01.1996 - 08.2003	1390	KW 55 / PS 75	4
RENAULT	MEGANE I (BA0/1_)	1.4 Eco	01.1996 - 03.1999	1390	KW 52 / PS 71	4
RENAULT	MEGANE I (BA0/1_)	1.6 16V	03.1999 - 08.2003	1598	KW 79 / PS 107	4
RENAULT	MEGANE I (BA0/1_)	1.6 e	01.1996 - 03.1999	1598	KW 66 / PS 90	4
RENAULT	MEGANE I (BA0/1_)	1.6 e	01.1996 - 03.1999	1598	KW 66 / PS 90	4
RENAULT	MEGANE I (BA0/1_)	1.6 e	01.1996 - 03.1999	1598	KW 66 / PS 90	4
RENAULT	MEGANE I (BA0/1_)	1.6 e	01.1996 - 03.1999	1598	KW 66 / PS 90	4
RENAULT	MEGANE I (BA0/1_)	1.8 16V	01.2001 - 08.2003	1783	KW 85 / PS 115	4
RENAULT	MEGANE I (BA0/1_)	2.0 16V	07.1996 - 08.2003	1998	KW 108 / PS 147	4
RENAULT	MEGANE I (BA0/1_)	2.0 i	01.1996 - 08.2003	1998	KW 84 / PS 114	4
RENAULT	MEGANE I (BA0/1_)	2.0 i	01.1996 - 08.2003	1998	KW 84 / PS 114	4
RENAULT	MEGANE I (BA0/1_)	2.0 i	03.1999 - 08.2003	1998	KW 80 / PS 109	4
RENAULT	MEGANE I Cabriolet (EA0/1_)	1.4 16V	03.1999 - 08.2003	1390	KW 70 / PS 95	4
RENAULT	MEGANE I Cabriolet (EA0/1_)	1.6 16V	03.1999 - 08.2003	1598	KW 79 / PS 107	4
RENAULT	MEGANE I Cabriolet (EA0/1_)	1.6 e	10.1996 - 03.1999	1598	KW 66 / PS 90	4
RENAULT	MEGANE I Cabriolet (EA0/1_)	1.6 e	10.1996 - 03.1999	1598	KW 66 / PS 90	4
RENAULT	MEGANE I Cabriolet (EA0/1_)	1.6 e	10.1996 - 03.1999	1598	KW 66 / PS 90	4
RENAULT	MEGANE I Cabriolet (EA0/1_)	1.6 e	10.1996 - 03.1999	1598	KW 66 / PS 90	4
RENAULT	MEGANE I Cabriolet (EA0/1_)	2.0	04.1997 - 08.2003	1998	KW 84 / PS 114	4
RENAULT	MEGANE I Cabriolet (EA0/1_)	2.0 16V	10.1996 - 11.1999	1998	KW 108 / PS 147	4
RENAULT	MEGANE I Cabriolet (EA0/1_)	2.0 16V	01.2002 - 08.2003	1998	KW 102 / PS 139	4
RENAULT	MEGANE I Cabriolet (EA0/1_)	2.0 16V IDE	11.1999 - 08.2003	1998	KW 103 / PS 140	4
RENAULT	MEGANE I Cabriolet (EA0/1_)	2.0 16V IDE	11.1999 - 08.2003	1998	KW 103 / PS 140	4
RENAULT	MEGANE I Cabriolet (EA0/1_)	2.0 i	03.1999 - 08.2003	1998	KW 80 / PS 109	4
RENAULT	MEGANE I Cabriolet (EA0/1_)	2.0 i	03.1999 - 08.2003	1998	KW 80 / PS 109	4
RENAULT	MEGANE I Classic (LA0/1_)	1.4	09.1996 - 08.2003	1390	KW 55 / PS 75	4
RENAULT	MEGANE I Classic (LA0/1_)	1.4 16V	03.1999 - 08.2003	1390	KW 70 / PS 95	4
RENAULT	MEGANE I Classic (LA0/1_)	1.6 16V	03.1999 - 08.2003	1598	KW 79 / PS 107	4
RENAULT	MEGANE I Classic (LA0/1_)	1.6 e	09.1996 - 03.1999	1598	KW 66 / PS 90	4
RENAULT	MEGANE I Classic (LA0/1_)	1.6 e	09.1996 - 03.1999	1598	KW 66 / PS 90	4
RENAULT	MEGANE I Classic (LA0/1_)	1.6 e	09.1996 - 03.1999	1598	KW 66 / PS 90	4
RENAULT	MEGANE I Classic (LA0/1_)	1.6 e	09.1996 - 03.1999	1598	KW 66 / PS 90	4
RENAULT	MEGANE I Classic (LA0/1_)	1.6 e	09.1996 - 03.1999	1598	KW 66 / PS 90	4
RENAULT	MEGANE I Classic (LA0/1_)	1.6 i	09.1996 - 03.1999	1598	KW 55 / PS 75	4
RENAULT	MEGANE I Classic (LA0/1_)	1.6 i	09.1996 - 03.1999	1598	KW 55 / PS 75	4
RENAULT	MEGANE I Classic (LA0/1_)	1.6 i	09.1996 - 03.1999	1598	KW 55 / PS 75	4
RENAULT	MEGANE I Classic (LA0/1_)	1.6 i	09.1996 - 03.1999	1598	KW 55 / PS 75	4
RENAULT	MEGANE I Classic (LA0/1_)	1.8 16V	01.2001 - 08.2003	1783	KW 85 / PS 115	4
RENAULT	MEGANE I Classic (LA0/1_)	2.0 i	09.1996 - 08.2003	1998	KW 84 / PS 114	4
RENAULT	MEGANE I Classic (LA0/1_)	2.0 i	09.1996 - 08.2003	1998	KW 84 / PS 114	4
RENAULT	MEGANE I Coach (DA0/1_)	1.4 16V	03.1999 - 08.2003	1390	KW 70 / PS 95	4
RENAULT	MEGANE I Coach (DA0/1_)	1.6 16V	03.1999 - 08.2003	1598	KW 79 / PS 107	4
RENAULT	MEGANE I Coach (DA0/1_)	1.6 e	03.1996 - 03.1999	1598	KW 66 / PS 90	4
RENAULT	MEGANE I Coach (DA0/1_)	1.6 e	03.1996 - 03.1999	1598	KW 66 / PS 90	4
RENAULT	MEGANE I Coach (DA0/1_)	1.6 e	03.1996 - 03.1999	1598	KW 66 / PS 90	4
RENAULT	MEGANE I Coach (DA0/1_)	1.6 e	03.1996 - 03.1999	1598	KW 66 / PS 90	4
RENAULT	MEGANE I Coach (DA0/1_)	2.0 16V	03.1996 - 11.1999	1998	KW 108 / PS 147	4
RENAULT	MEGANE I Coach (DA0/1_)	2.0 16V	01.2002 - 08.2003	1998	KW 102 / PS 139	4
RENAULT	MEGANE I Coach (DA0/1_)	2.0 16V IDE	11.1999 - 08.2003	1998	KW 103 / PS 140	4
RENAULT	MEGANE I Coach (DA0/1_)	2.0 16V IDE	11.1999 - 08.2003	1998	KW 103 / PS 140	4
RENAULT	MEGANE I Coach (DA0/1_)	2.0 i	03.1996 - 08.2003	1998	KW 84 / PS 114	4
RENAULT	MEGANE I Coach (DA0/1_)	2.0 i	03.1996 - 08.2003	1998	KW 84 / PS 114	4
RENAULT	MEGANE I Coach (DA0/1_)	2.0 i	03.1999 - 08.2003	1998	KW 80 / PS 109	4
RENAULT	MEGANE I Grandtour (KA0/1_)	1.4 16V	03.1999 - 08.2003	1390	KW 70 / PS 95	4
RENAULT	MEGANE I Grandtour (KA0/1_)	1.4 e	03.1999 - 08.2003	1390	KW 55 / PS 75	4
RENAULT	MEGANE I Grandtour (KA0/1_)	1.6 16V	03.1999 - 08.2003	1598	KW 79 / PS 107	4
RENAULT	MEGANE I Grandtour (KA0/1_)	1.6 e	03.1999 - 08.2003	1598	KW 66 / PS 90	4


Engine code



J5R 718	138751	138077	
J7T 782; J7T 788	138750	138077	
J7T 782; J7T 788	138751	138077	
J5R 718	138750	138077	
J5R 718	138751	138077	
J7T 782; J7T 788	138750		
J7T 782; J7T 788	138751	138077	
J5R 728	138750	138077	
J5R 728	138751	138077	
M4R 711; M4R 713	133867		
K4J 714; K4J 750	133800		
E7J 626; E7J 764	138750		
E7J 624	138750		
K4M 700; K4M 701; K4M 704; K4M 708	133800		
K7M 702; K7M 703; K7M 790	138757		
K7M 702; K7M 703; K7M 790	138758		
K7M 702; K7M 703; K7M 790	138759		
K7M 702; K7M 703; K7M 790	138766		
F4P 720; F4P 722	133800		
F7R 710; F7R 714			138681
F3R 750; F3R 751	138736		138676
F3R 750; F3R 751	138738		138676
F3R 750; F3R 751	138738		
K4J 714; K4J 750	133800		
K4M 700; K4M 701; K4M 708	133800		
K7M 702; K7M 703	138757		
K7M 702; K7M 703	138758		
K7M 702; K7M 703	138759		
K7M 702; K7M 703	138766		
F3R 750	138738		
F7R 710; F7R 714			138681
F4R 746; F4R 770	133800		
F5R 740	138764		
F5R 740	138765		
F3R 791; F3R 796	138736		138676
F3R 791; F3R 796	138738		138676
E7J 626; E7J 764	138750		
K4J 714; K4J 750	133800		
K4M 700; K4M 701; K4M 708	133800		
K7M 702; K7M 703; K7M 790	138757		
K7M 702; K7M 703; K7M 790	138758		
K7M 702; K7M 703; K7M 790	138759		
K7M 702; K7M 703; K7M 790	138766		
K7M 720	138757		
K7M 720	138758		
K7M 720	138759		
K7M 720	138766		
F4P 720; F4P 722	133800		
F3R 750; 751; 752; 791; 796; 797; 798	138736		138676
F3R 750; 751; 752; 791; 796; 797; 798	138738		138676
K4J 714; K4J 750	133800		
K4M 700; K4M 701; K4M 708	133800		
K7M 702; K7M 703	138757		
K7M 702; K7M 703	138758		
K7M 702; K7M 703	138759		
K7M 702; K7M 703	138766		
F7R 710; F7R 714			138681
F4R 746	133800		
F5R 740	138764		
F5R 740	138765		
F3R 750; F3R 751	138736		138676
F3R 750; F3R 751	138738		138676
F3R 791; F3R 796	138738		
K4J 714; K4J 750	133800		
E7J 626	138764		
K4M 700; K4M 701; K4M 704; K4M 708	133800		
K7M 702; K7M 703	138764		

Anwendungsliste

Application List

	Model	Type	Model year	ccm	Output	Cylinder
RENAULT	MEGANE I Grandtour (KA0/1_)	1.8 16V	01.2001 - 08.2003	1783	KW 85 / PS 115	4
RENAULT	MEGANE II (BM0/1_ , CM0/1_)	1.4 16V	11.2002 -	1390	KW 72 / PS 98	4
RENAULT	MEGANE II (BM0/1_ , CM0/1_)	1.4 16V	10.2003 -	1390	KW 60 / PS 82	4
RENAULT	MEGANE II (BM0/1_ , CM0/1_)	1.6 16V	11.2002 -	1598	KW 83 / PS 113	4
RENAULT	MEGANE II (BM0/1_ , CM0/1_)	1.6 16V	01.2006 -	1598	KW 82 / PS 112	4
RENAULT	MEGANE II (BM0/1_ , CM0/1_)	2.0 16V	11.2002 -	1998	KW 99 / PS 135	4
RENAULT	MEGANE II (BM0/1_ , CM0/1_)	2.0 16V Turbo	05.2004 -	1998	KW 120 / PS 163	4
RENAULT	MEGANE II (BM0/1_ , CM0/1_)	2.0 Renault Sport	05.2004 -	1998	KW 165 / PS 224	4
RENAULT	MEGANE II Coupé-Cabriolet (EM0/1_)	1.6	09.2003 -	1598	KW 83 / PS 113	4
RENAULT	MEGANE II Coupé-Cabriolet (EM0/1_)	1.6 16V	01.2006 -	1598	KW 82 / PS 112	4
RENAULT	MEGANE II Coupé-Cabriolet (EM0/1_)	2.0	09.2003 -	1998	KW 99 / PS 135	4
RENAULT	MEGANE II Coupé-Cabriolet (EM0/1_)	2.0 16V Turbo	05.2004 -	1998	KW 120 / PS 163	4
RENAULT	MEGANE II Grandtour (KM0/1_)	1.4	08.2003 -	1390	KW 72 / PS 98	4
RENAULT	MEGANE II Grandtour (KM0/1_)	1.6	08.2003 -	1598	KW 83 / PS 113	4
RENAULT	MEGANE II Grandtour (KM0/1_)	1.6 16V	01.2006 -	1598	KW 82 / PS 112	4
RENAULT	MEGANE II Grandtour (KM0/1_)	2.0	08.2003 -	1998	KW 99 / PS 135	4
RENAULT	MEGANE II Stufenheck (LM0/1_)	1.4	09.2003 -	1390	KW 60 / PS 82	4
RENAULT	MEGANE II Stufenheck (LM0/1_)	1.4	09.2003 -	1390	KW 72 / PS 98	4
RENAULT	MEGANE II Stufenheck (LM0/1_)	1.6	09.2003 -	1598	KW 83 / PS 113	4
RENAULT	MEGANE II Stufenheck (LM0/1_)	1.6 16V	01.2006 -	1598	KW 82 / PS 112	4
RENAULT	MEGANE II Stufenheck (LM0/1_)	2.0	09.2003 -	1998	KW 99 / PS 135	4
RENAULT	MEGANE III Coupe (DZ0/1_)	1.6 16V	11.2008 -	1598	KW 74 / PS 101	4
RENAULT	MEGANE III Coupe (DZ0/1_)	1.6 16V	11.2008 -	1598	KW 81 / PS 110	4
RENAULT	MEGANE III Coupe (DZ0/1_)	2.0 CVT	05.2009 -	1997	KW 103 / PS 140	4
RENAULT	MEGANE III Coupe (DZ0/1_)	2.0 TCe	11.2008 -	1998	KW 132 / PS 180	4
RENAULT	MEGANE III Grandtour (KZ0/1)	1.6 16V	05.2009 -	1598	KW 81 / PS 110	4
RENAULT	MEGANE III Grandtour (KZ0/1)	2.0 CVT	05.2009 -	1997	KW 103 / PS 140	4
RENAULT	MEGANE III Grandtour (KZ0/1)	2.0 TCe	11.2008 -	1998	KW 132 / PS 180	4
RENAULT	MEGANE III Schrägheck (BZ0_)	1.6 16V	11.2008 -	1598	KW 81 / PS 110	4
RENAULT	MEGANE III Schrägheck (BZ0_)	2.0 CVT	02.2009 -	1997	KW 103 / PS 140	4
RENAULT	MEGANE III Schrägheck (BZ0_)	2.0 TCe	11.2008 -	1998	KW 132 / PS 180	4
RENAULT	MEGANE Scenic (JA0/1_)	1.6 16V	04.1998 - 10.1999	1598	KW 79 / PS 107	4
RENAULT	MEGANE Scenic (JA0/1_)	1.6 e	01.1997 - 09.1999	1598	KW 66 / PS 90	4
RENAULT	MEGANE Scenic (JA0/1_)	1.6 e	01.1997 - 09.1999	1598	KW 66 / PS 90	4
RENAULT	MEGANE Scenic (JA0/1_)	1.6 e	01.1997 - 09.1999	1598	KW 66 / PS 90	4
RENAULT	MEGANE Scenic (JA0/1_)	1.6 e	01.1997 - 09.1999	1598	KW 66 / PS 90	4
RENAULT	MEGANE Scenic (JA0/1_)	1.6 i	01.1997 - 09.1999	1598	KW 55 / PS 75	4
RENAULT	MEGANE Scenic (JA0/1_)	1.6 i	01.1997 - 09.1999	1598	KW 55 / PS 75	4
RENAULT	MEGANE Scenic (JA0/1_)	2.0 i	01.1997 - 09.1999	1998	KW 84 / PS 114	4
RENAULT	MEGANE Scenic (JA0/1_)	2.0 i	01.1997 - 09.1999	1998	KW 84 / PS 114	4
RENAULT	MEGANE Scenic (JA0/1_)	2.0 i	01.1999 - 09.1999	1998	KW 80 / PS 109	4
RENAULT	MEGANE Scenic (JA0/1_)	2.0 i	01.1999 - 09.1999	1998	KW 80 / PS 109	4
RENAULT	MODUS / GRAND MODUS (F/JP0_)	1.2	12.2004 -	1149	KW 55 / PS 75	4
RENAULT	MODUS / GRAND MODUS (F/JP0_)	1.2	05.2005 -	1149	KW 48 / PS 65	4
RENAULT	MODUS / GRAND MODUS (F/JP0_)	1.2	12.2004 -	1149	KW 58 / PS 78	4
RENAULT	MODUS / GRAND MODUS (F/JP0_)	1.4	12.2004 -	1390	KW 72 / PS 98	4
RENAULT	MODUS / GRAND MODUS (F/JP0_)	1.6	12.2004 -	1598	KW 65 / PS 88	4
RENAULT	MODUS / GRAND MODUS (F/JP0_)	1.6	12.2004 -	1598	KW 82 / PS 112	4
RENAULT	MODUS / GRAND MODUS (F/JP0_)	1.2 16V Hi-Flex	10.2008 -	1149	KW 55 / PS 75	4
RENAULT	RAPID Kasten (F40_ , G40_)	1.4	03.1986 - 08.1991	1397	KW 44 / PS 60	4
RENAULT	RAPID Kasten (F40_ , G40_)	1.4	08.1988 - 03.1998	1397	KW 43 / PS 58	4
RENAULT	RAPID Kasten (F40_ , G40_)	1.4	09.1991 - 03.1998	1390	KW 55 / PS 75	4
RENAULT	RAPID Kasten (F40_ , G40_)	1.4	01.1994 - 03.1998	1390	KW 58 / PS 79	4
RENAULT	RAPID Kasten (F40_ , G40_)	1.4	07.1985 - 08.1991	1397	KW 43 / PS 58	4
RENAULT	SAFRANE I (B54_)	2.2	04.1992 - 07.1996	2165	KW 79 / PS 107	4
RENAULT	SAFRANE I (B54_)	2.2	04.1992 - 07.1996	2165	KW 101 / PS 137	4
RENAULT	SAFRANE I (B54_)	2.2	04.1992 - 07.1996	2165	KW 101 / PS 137	4
RENAULT	SAFRANE I (B54_)	2.0	11.1992 - 07.1996	1995	KW 77 / PS 105	4
RENAULT	SAFRANE I (B54_)	2.0 12V	04.1992 - 07.1996	1995	KW 97 / PS 132	4
RENAULT	SAFRANE I (B54_)	2.0 12V	04.1992 - 07.1996	1995	KW 97 / PS 132	4
RENAULT	SAFRANE I (B54_)	3.0 Biturbo 4x4	02.1993 - 07.1996	2963	KW 193 / PS 262	6
RENAULT	SAFRANE I (B54_)	3.0 V6	12.1992 - 07.1996	2963	KW 123 / PS 167	6
RENAULT	SAFRANE I (B54_)	3.0 V6 4x4	12.1992 - 07.1996	2963	KW 123 / PS 167	6
RENAULT	SAFRANE II (B54_)	2.0 16V	07.1996 - 12.2000	1948	KW 100 / PS 136	4
RENAULT	SAFRANE II (B54_)	2.0 16V	07.1996 - 12.2000	1948	KW 100 / PS 136	4
RENAULT	SAFRANE II (B54_)	2.9 24V	03.1999 - 12.2000	2946	KW 140 / PS 190	6
RENAULT	SAFRANE II (B54_)	2.9 24V	03.1999 - 12.2000	2946	KW 140 / PS 190	6


Engine code



F4P 720; F4P 722	133800		
K4J 730; K4J 740	133800		
K4J 732	133800		
K4M 760	133800		
K4M 760; K4M 812; K4M 813	133800		
F4R 770	133800		
F4R 776	133800		
F4R 774; F4Rt 774	133800		
K4M 760; K4M 761	133800		
K4M 760; 761; 812; 813; C 813; D 812	133800		
F4R 770; F4R 771	133800		
F4R 776	133800		
K4J 730; K4J 740	133800		
K4M 760; K4M 761	133800		
K4M 760; K4M 761; K4M 812; K4M 813; K4M D 812	133800		
F4R 770; F4R 771	133800		
K4J 732	133800		
K4J 730; K4J 740	133800		
K4M 760; K4M 761	133800		
K4M 812; K4M 813; K4M D 812	133800		
F4R 770; F4R 771	133800		
K4M P 848	133800		
K4M 858	133800		
M4R 711	133867		
F4R 870	133800		
K4M 858	133800		
M4R 711; M4R F 713	133867		
F4R 870; F4R 872	133800		
K4M 858	133800		
M4R 711; M4R 713	133867		
F4R 870	133800		
K4M 700; K4M 701; K4M 704; K4M 708	133800		
K7M 702; K7M 703	138757		
K7M 702; K7M 703	138758		
K7M 702; K7M 703	138759		
K7M 702; K7M 703	138766		
K7M 720	138757		
K7M 720	138758		
F3R 750; F3R 751	138736		138676
F3R 750; F3R 751	138738		138676
F3R 796	138736		
F3R 796	138738		
D4F 740	138713		
D4F 740	138713		
D4F 764	138713		
K4J 770	133800		
K4M 794	133800		
K4M 790; K4M 791; K4M 800; K4M 801	133800		
D4F 740	138713		
C2J 784	138750		
C3J 700; C3J 702; C3J 760; C3J 762	138750		
E7J 720; E7J 724; E7J 726; E7J 773	138750		
E7J 728	138750		
C1J 768; C1J 780	138750		
J7T 762	138750	138077	138681
J7T 760; J7T 761	138750	138077	138681
J7T 760; J7T 761	138750	138077	138682
J7R 732; J7R 733	138750	138077	138681
J7R 734; J7R 735	138750	138076	138682
J7R 734; J7R 735	138751	138077	138682
Z7X 726	138750		138681
Z7X 721; Z7X 722; Z7X 723; Z7X 753	138750	138077	138681
Z7X 721; Z7X 722; Z7X 723	138750		138681
N7Q 710; N7Q 711	138757		138682
N7Q 710; N7Q 711	138758		138682
L7X 713	138750	138077	
L7X 713	138751	138077	

Anwendungsliste

Application List

	Model	Type	Model year	ccm	Output	Cylinder
RENAULT	SAFRANE II (B54)	3.0 V6	07.1996 - 12.2000	2963	KW 123 / PS 167	6
RENAULT	SAFRANE II (B54)	3.0 V6	07.1996 - 12.2000	2963	KW 123 / PS 167	6
RENAULT	SAFRANE II (B54)	3.0 V6	07.1996 - 12.2000	2963	KW 123 / PS 167	6
RENAULT	SAFRANE II (B54)	3.0 V6	07.1996 - 12.2000	2963	KW 123 / PS 167	6
RENAULT	SCÉNIC I (JA0/1)	1.4 16V	09.1999 - 08.2003	1390	KW 70 / PS 95	4
RENAULT	SCÉNIC I (JA0/1)	1.8 16V	01.2001 - 08.2003	1783	KW 85 / PS 115	4
RENAULT	SCÉNIC I (JA0/1)	1.8 4x4	07.2000 - 04.2001	1783	KW 85 / PS 116	4
RENAULT	SCÉNIC I (JA0/1)	2.0 16V	09.1999 - 08.2003	1998	KW 103 / PS 140	4
RENAULT	SCÉNIC I (JA0/1)	2.0 16V	07.2000 - 08.2003	1998	KW 102 / PS 139	4
RENAULT	SCÉNIC I (JA0/1)	2.0 16V RX4	06.2000 - 08.2003	1998	KW 102 / PS 139	4
RENAULT	SCÉNIC II (JM0/1)	1.4	06.2003 -	1390	KW 72 / PS 98	4
RENAULT	SCÉNIC II (JM0/1)	1.6	06.2003 -	1598	KW 83 / PS 113	4
RENAULT	SCÉNIC II (JM0/1)	1.6	06.2006 -	1598	KW 77 / PS 105	4
RENAULT	SCÉNIC II (JM0/1)	1.6 16V	01.2007 -	1598	KW 82 / PS 112	4
RENAULT	SCÉNIC II (JM0/1)	2.0	06.2003 -	1998	KW 99 / PS 135	4
RENAULT	SCÉNIC II (JM0/1)	2.0 16V Turbo	05.2004 -	1998	KW 120 / PS 163	4
RENAULT	SCÉNIC III (JZ0/1)	2.0 16V	02.2009 -	1997	KW 103 / PS 140	4
RENAULT	SPORT SPIDER (EF0)	2.0 16V	03.1995 - 10.1999	1998	KW 110 / PS 150	4
RENAULT	SUPER 5 (B/C40)	1.2	01.1987 - 08.1990	1237	KW 40 / PS 55	4
RENAULT	SUPER 5 (B/C40)	1.4	10.1984 - 06.1988	1397	KW 43 / PS 59	4
RENAULT	SUPER 5 (B/C40)	1.4	10.1984 - 07.1989	1397	KW 52 / PS 71	4
RENAULT	SUPER 5 (B/C40)	1.4	06.1987 - 08.1990	1397	KW 44 / PS 60	4
RENAULT	SUPER 5 (B/C40)	1.4	06.1987 - 07.1989	1397	KW 49 / PS 67	4
RENAULT	SUPER 5 (B/C40)	1.4	10.1985 - 12.1996	1397	KW 43 / PS 58	4
RENAULT	SUPER 5 (B/C40)	1.7	06.1987 - 03.1995	1721	KW 64 / PS 87	4
RENAULT	SUPER 5 (B/C40)	1.7	10.1986 - 03.1995	1721	KW 54 / PS 73	4
RENAULT	SUPER 5 (B/C40)	1.4 Turbo	04.1985 - 08.1990	1397	KW 88 / PS 120	4
RENAULT	SUPER 5 (B/C40)	1.4 Turbo	08.1985 - 06.1989	1397	KW 85 / PS 116	4
RENAULT	SUPER 5 (B/C40)	1.4 Turbo	08.1985 - 06.1989	1397	KW 85 / PS 116	4
RENAULT	SUPER 5 (B/C40)	1.7 i	10.1986 - 08.1991	1721	KW 69 / PS 94	4
RENAULT	THALIA (LB0/1/2)	1.2	02.1998 - 10.2003	1149	KW 43 / PS 58	4
RENAULT	THALIA (LB0/1/2)	1.4	08.2000 -	1390	KW 55 / PS 75	4
RENAULT	THALIA (LB0/1/2)	1.2 16V	04.2002 -	1149	KW 55 / PS 75	4
RENAULT	THALIA (LB0/1/2)	1.4 16V	08.2000 -	1390	KW 72 / PS 98	4
RENAULT	THALIA (LB0/1/2)	1.6 16V	04.2002 -	1598	KW 79 / PS 107	4
RENAULT	THALIA (LB0/1/2)	2.0	09.2001 -	1998	KW 124 / PS 169	4
RENAULT	THALIA (LB0/1/2)	3.0 V6 Turbo Sport	06.2002 -	2946	KW 187 / PS 254	6
RENAULT	TRAFIC Bus (T5, T6, T7)	1.7	06.1986 - 04.1989	1721	KW 50 / PS 68	4
RENAULT	TRAFIC Bus (T5, T6, T7)	2.0	06.1986 - 04.1989	1995	KW 59 / PS 80	4
RENAULT	TRAFIC Bus (T5, T6, T7)	2.0 4x4	06.1986 - 04.1989	1995	KW 59 / PS 80	4
RENAULT	TRAFIC Bus (TXW)	2.2	05.1989 - 06.1994	2165	KW 70 / PS 95	4
RENAULT	TRAFIC Bus (TXW)	2.2	06.1994 - 10.1997	2165	KW 74 / PS 101	4
RENAULT	TRAFIC Bus (TXW)	1.7	08.1992 - 08.1994	1721	KW 50 / PS 68	4
RENAULT	TRAFIC Bus (TXW)	2.0	05.1989 - 08.1990	1995	KW 59 / PS 80	4
RENAULT	TRAFIC Bus (TXW)	2.2 4x4	05.1989 - 06.1994	2165	KW 70 / PS 95	4
RENAULT	TRAFIC Bus (TXW)	2.2 4x4	06.1994 - 10.1997	2165	KW 74 / PS 101	4
RENAULT	TRAFIC II Bus (JL)	2.0	03.2001 -	1998	KW 88 / PS 120	4
RENAULT	TRAFIC II Kasten (FL)	2.0	03.2001 -	1998	KW 88 / PS 120	4
RENAULT	TRAFIC II Pritsche/Fahrgestell (EL)	2.0	03.2001 -	1998	KW 88 / PS 120	4
RENAULT	TRAFIC Kasten (T1, T3, T4)	1.7	06.1986 - 04.1989	1721	KW 50 / PS 68	4
RENAULT	TRAFIC Kasten (T1, T3, T4)	2.0	06.1986 - 04.1989	1995	KW 59 / PS 80	4
RENAULT	TRAFIC Kasten (T1, T3, T4)	2.0	06.1986 - 04.1989	1995	KW 59 / PS 80	4
RENAULT	TRAFIC Kasten (T1, T3, T4)	2.0 4x4	06.1986 - 04.1989	1995	KW 59 / PS 80	4
RENAULT	TRAFIC Kasten (TXX)	2.2	05.1989 - 06.1994	2165	KW 70 / PS 95	4
RENAULT	TRAFIC Kasten (TXX)	2.2	06.1994 - 10.1997	2165	KW 74 / PS 101	4
RENAULT	TRAFIC Kasten (TXX)	1.4	05.1989 - 06.1991	1397	KW 35 / PS 48	4
RENAULT	TRAFIC Kasten (TXX)	1.4	05.1989 - 06.1991	1397	KW 35 / PS 48	4
RENAULT	TRAFIC Kasten (TXX)	1.7	08.1992 - 08.1994	1721	KW 50 / PS 68	4
RENAULT	TRAFIC Kasten (TXX)	2.0	05.1989 - 08.1990	1995	KW 59 / PS 80	4
RENAULT	TRAFIC Kasten (TXX)	2.1 D	06.1994 - 10.1997	2068	KW 47 / PS 64	4
RENAULT	TRAFIC Kasten (TXX)	2.2 4x4	05.1989 - 06.1994	2165	KW 70 / PS 95	4
RENAULT	TRAFIC Kasten (TXX)	2.2 4x4	06.1994 - 10.1997	2165	KW 74 / PS 101	4
RENAULT	TRAFIC Kasten (TXX)	2.2 4x4	06.1994 - 10.1997	2165	KW 74 / PS 101	4
RENAULT	TRAFIC Kasten (TXX)	2.2 4x4	06.1994 - 10.1997	2165	KW 74 / PS 101	4
RENAULT	TRAFIC Kasten (TXX)	2.2 4x4	06.1994 - 10.1997	2165	KW 74 / PS 101	4
RENAULT	TRAFIC Pritsche/Fahrgestell (P6)	1.4	03.1980 - 04.1989	1397	KW 35 / PS 48	4
RENAULT	TRAFIC Pritsche/Fahrgestell (P6)	1.4	03.1980 - 04.1989	1397	KW 35 / PS 48	4


Engine code



Z7X 755	138750	138076
Z7X 755	138751	138076
Z7X 755	138750	138077
Z7X 755	138751	138077
K4J 714; K4J 750	133800	
F4P 720; F4P 722	133800	
F4P 722	133800	
F4R 740; F4R 741; F4R 744	133800	
F4R 740; F4R 741; F4R 746	133800	
F4R 744; F4R 746	133800	
K4J 730; K4J 740; K4J 770	133800	
K4M 761; K4M 782	133800	
K4M 788	133800	
K4M 812; K4M 9 766; K4M C 813	133800	
F4R 770; F4R 771	133800	
F4R 776	133800	
M4R 710; M4R 711	133867	
F7R 710		138681
C1G 702; C1G 720; C1G 722	138750	
C1J 768; C1J 780	138750	
C2J 700; C2J 780; C2J 781; C2J 788; C2J 789; C2J 798	138750	
C2J 784	138750	
C2J 782	138750	
C3J 700; C3J 702; C3J 760	138750	
F2N 740; F2N 742	138750	138077
F3N 716; F3N 717	138750	138077
C1J 782; C1J 784; C1J 788	138750	
C1J 788	138750	138077
C1J 788	138751	138077
F3N 702; F3N 722	138750	138077
D7F 744; D7F 746	138765	
K7J 700	138764	
D4F 712	138712	
K4J 712	133800	
K4M 740	133800	
F4R 738	138765	
L7X 762	133803	
F1N 724	138750	
J5R 716; J5R 722; J5R 726	138750	
J5R 716; J5R 722; J5R 726	138750	
J7T 780	138750	138077
J7T 600	138750	138077
F1N 724	138750	
J5R 726	138750	
J7T 780	138750	138077
J7T 600	138750	138077
F4R 720; F4R 722	133800	
F4R 720; F4R 722	133800	
F4R 720	133800	
F1N 724	138750	
J5R 716; J5R 722; J5R 726	138750	138077
J5R 716; J5R 722; J5R 726	138751	138077
J5R 716; J5R 722; J5R 726	138750	
J7T 780	138750	138077
J7T 600	138750	138077
C1J 700	138750	138077
C1J 700	138751	138077
F1N 720	138750	
J5R 716	138750	
J8S 620; J8S 758	133800	
J7T 780	138750	138077
J7T 600	138750	138076
J7T 600	138751	138076
J7T 600	138750	138077
J7T 600	138751	138077
847 700; C1J 700	138750	138077
847 700; C1J 700	138751	138077

Anwendungsliste

Application List

	Model	Type	Model year	ccm	Output	Cylinder
RENAULT	TRAFIC Pritsche/Fahrgestell (P6)	1.7	06.1986 - 04.1989	1721	KW 50 / PS 68	4
RENAULT	TRAFIC Pritsche/Fahrgestell (P6)	1.7	06.1986 - 04.1989	1721	KW 50 / PS 68	4
RENAULT	TRAFIC Pritsche/Fahrgestell (P6)	2.0	03.1980 - 04.1989	1995	KW 59 / PS 80	4
RENAULT	TRAFIC Pritsche/Fahrgestell (P6)	2.0	03.1980 - 04.1989	1995	KW 59 / PS 80	4
RENAULT	TRAFIC Pritsche/Fahrgestell (PXX)	1.7	05.1989 - 08.1994	1721	KW 50 / PS 68	4
RENAULT	TRAFIC Pritsche/Fahrgestell (PXX)	1.7	05.1989 - 08.1994	1721	KW 50 / PS 68	4
RENAULT	TRAFIC Pritsche/Fahrgestell (PXX)	2.0 [RWD]	05.1989 - 10.1997	1995	KW 59 / PS 80	4
RENAULT	TRAFIC Pritsche/Fahrgestell (PXX)	2.0 [RWD]	05.1989 - 10.1997	1995	KW 59 / PS 80	4
RENAULT	TWINGO (C06_)	1.2	03.1993 - 10.1996	1239	KW 40 / PS 55	4
RENAULT	TWINGO (C06_)	1.2	05.1996 -	1149	KW 40 / PS 54	4
RENAULT	TWINGO (C06_)	1.2	05.1996 -	1149	KW 43 / PS 58	4
RENAULT	TWINGO (C06_)	1.2	09.1998 - 08.2000	1149	KW 44 / PS 60	4
RENAULT	TWINGO (C06_)	1.2 16V	01.2001 -	1149	KW 55 / PS 75	4
RENAULT	TWINGO (C06_)	1.2 16V	01.2001 -	1149	KW 55 / PS 75	4
RENAULT	TWINGO (C06_)	1.2 16V	08.2004 -	1149	KW 44 / PS 60	4
RENAULT	TWINGO (C06_)	1.2 16V	08.2004 -	1149	KW 44 / PS 60	4
RENAULT	TWINGO (CN0_)	1.2 16V	03.2007 -	1149	KW 56 / PS 76	4
RENAULT	TWINGO (CN0_)	1.2 Turbo	03.2007 -	1149	KW 74 / PS 100	4
RENAULT	TWINGO Kasten (S06_)	1.2	05.1996 -	1149	KW 43 / PS 58	4
RENAULT	TWINGO Kasten (S06_)	1.2	05.1996 -	1149	KW 43 / PS 58	4
RENAULT	VEL SATIS (BJ0_)	2.0 16 V Turbo	04.2004 -	1998	KW 125 / PS 170	4
RENAULT	VEL SATIS (BJ0_)	2.0 16V Turbo	06.2002 -	1998	KW 120 / PS 163	4
RENAULT	WIND (E4M_)	1.6	07.2010 -	1598	KW 98 / PS 133	4
ROLLS-ROYCE	GHOST	6.6 V12	08.2008 -	6592	KW 420 / PS 571	12
ROLLS-ROYCE	SILVER SERAPH	5.4	03.1998 - 09.2002	5379	KW 240 / PS 326	12
ROVER	100 (METRO) (XP)	111 C/L/S	03.1990 - 12.1998	1119	KW 44 / PS 60	4
ROVER	100 (METRO) (XP)	114 S/L/GTA	03.1990 - 12.1998	1396	KW 55 / PS 75	4
ROVER	200 (RF)	214 i	11.1995 - 03.2000	1396	KW 55 / PS 75	4
ROVER	200 (RF)	214 Si	11.1995 - 03.2000	1396	KW 76 / PS 103	4
ROVER	200 (RF)	216 Si	11.1995 - 03.2000	1588	KW 82 / PS 112	4
ROVER	200 Coupe (XW)	216	10.1992 - 06.1999	1590	KW 90 / PS 122	4
ROVER	200 Hatchback (XW)	214 GSi/Si	12.1992 - 10.1995	1396	KW 76 / PS 103	4
ROVER	200 Hatchback (XW)	214 Si/Gsi	10.1989 - 10.1995	1396	KW 66 / PS 90	4
ROVER	200 Hatchback (XW)	216 GSi	10.1989 - 10.1995	1590	KW 82 / PS 112	4
ROVER	200 Hatchback (XW)	216 GSi	10.1989 - 10.1995	1590	KW 85 / PS 116	4
ROVER	200 Hatchback (XW)	216 GTi	09.1990 - 10.1995	1590	KW 90 / PS 122	4
ROVER	200 Hatchback (XW)	216 GTi	09.1990 - 10.1995	1590	KW 96 / PS 130	4
ROVER	25 (RF)	1.6 16V	10.1999 - 05.2005	1588	KW 80 / PS 109	4
ROVER	25 (RF)	1.8 16V	10.1999 - 05.2005	1796	KW 85 / PS 116	4
ROVER	25 (RF)	1.8 16V	02.2000 - 05.2005	1796	KW 107 / PS 146	4
ROVER	400 (RT)	414 Si	05.1995 - 03.2000	1396	KW 76 / PS 103	4
ROVER	400 (RT)	416 Si	05.1995 - 03.2000	1588	KW 82 / PS 112	4
ROVER	400 (RT)	416 Si	05.1995 - 03.2000	1590	KW 83 / PS 113	4
ROVER	400 (RT)	416 Si	05.1995 - 03.2000	1590	KW 83 / PS 113	4
ROVER	400 (XW)	416 GSi	04.1990 - 04.1995	1590	KW 82 / PS 112	4
ROVER	400 (XW)	416 GSi/GSE	04.1990 - 04.1995	1590	KW 85 / PS 116	4
ROVER	400 (XW)	416 GTi	04.1990 - 04.1995	1590	KW 90 / PS 122	4
ROVER	400 (XW)	416 GTi/GTE	04.1990 - 04.1995	1590	KW 96 / PS 131	4
ROVER	400 Hatchback (RT)	414 Si	05.1995 - 03.2000	1396	KW 76 / PS 103	4
ROVER	400 Hatchback (RT)	416 Si	05.1995 - 03.2000	1588	KW 82 / PS 112	4
ROVER	400 Hatchback (RT)	416 Si	06.1995 - 03.2000	1590	KW 83 / PS 113	4
ROVER	400 Hatchback (RT)	416 Si	06.1995 - 03.2000	1590	KW 83 / PS 113	4
ROVER	400 Tourer (XW)	1.6 i	05.1994 - 11.1998	1590	KW 82 / PS 112	4
ROVER	400 Tourer (XW)	1.6 i	05.1994 - 11.1998	1590	KW 90 / PS 122	4
ROVER	45 (RT)	1.4	02.2000 - 05.2005	1396	KW 76 / PS 103	4
ROVER	45 (RT)	1.6	02.2000 - 05.2005	1588	KW 80 / PS 109	4
ROVER	45 (RT)	1.8	02.2000 - 05.2005	1796	KW 86 / PS 117	4
ROVER	45 (RT)	2.0 V6	02.2000 - 05.2005	1997	KW 110 / PS 150	6
ROVER	45 Stufenheck (RT)	1.4	02.2000 - 05.2005	1396	KW 76 / PS 103	4
ROVER	45 Stufenheck (RT)	1.6	02.2000 - 05.2005	1588	KW 80 / PS 109	4
ROVER	45 Stufenheck (RT)	1.8	02.2000 - 05.2005	1796	KW 86 / PS 117	4
ROVER	45 Stufenheck (RT)	2.0 V6	02.2000 - 05.2005	1997	KW 110 / PS 150	6
ROVER	600 (RH)	618 i/Si	03.1996 - 02.1999	1850	KW 85 / PS 115	4
ROVER	600 (RH)	620 i	08.1993 - 06.1996	1997	KW 85 / PS 115	4
ROVER	600 (RH)	620 i	08.1993 - 06.1996	1997	KW 85 / PS 115	4
ROVER	600 (RH)	620 Si	08.1993 - 02.1999	1997	KW 96 / PS 131	4
ROVER	600 (RH)	620 Si	08.1993 - 02.1999	1997	KW 96 / PS 131	4

Engine code



F1N 722	138750	138077
F1N 722	138751	138077
J5R 726	138750	138077
J5R 726	138751	138077
F1N 722	138750	138077
F1N 722	138751	138077
J5R 726	138750	138077
J5R 726	138751	138077
C3G 700; C3G 702	138735	
D7F 700; D7F 701	138765	
D7F 700; D7F 701; D7F 702; D7F 703; D7F 704	138765	
D7F 702; D7F 703; D7F 704	138765	
D4F 702	138712	
D4F 702	138764	
D4F 708	138713	
D4F 708	138764	
D4F 772	138713	
D4F 780; D4F 782	138764	
D7F 700; D7F 701; D7F 702; D7F 703; D7F 704; D7F 706	138764	
D7F 700; D7F 701; D7F 702; D7F 703; D7F 704; D7F 706	138765	
F4R 766; F4R 767	133800	
F4R 762; F4R 763	133800	
K4M 854	133800	
N74 B66 A	133875	
	133804	
11 K2A; 11 K2D	138877	
14 K2A; 14 K2D	138877	
14 K2F	138877	
14 K4F	138877	
16 K4F	138877	
D 16 A8	138814	138068
14 K4F	138877	
14 K4C; 14 K4D	138877	
D 16 Z2	138814	138068
D 16 A7	138814	
D 16 A8	138814	138068
D 16 A9	138814	
16 K4F	138877	
18 K4F	133838	
18 K4K	133838	
14 K4F	138877	
16 K4F	138877	
D 16 Y2	138810	
D 16 Y2	138877	
D 16 Z2	138814	138068
D 16 A7	138814	138068
D 16 A8	138814	138068
D 16 A9	138814	
14 K4F	138877	
16 K4F	138877	
D 16 Y2	138810	
D 16 Y2	138877	
D 16 Z2	138877	
D 16 A8	138877	
14 K4F	133837	
16 K4F	133837	
18 K4F	133838	
20 K4F	133804	
14 K4F	133837	
16 K4F	133837	
18 K4F	133838	
20 K4F	133804	
F 18 A3	138810	138068
F 20 Z2	138810	
F 20 Z2	138812	
F 20 Z1	138810	
F 20 Z1	138812	

Anwendungsliste

Application List



	Model	Type	Model year	ccm	Output	Cylinder
ROVER	600 (RH)	620 Ti Vitesse	07.1994 - 02.1999	1994	KW 147 / PS 200	4
ROVER	600 (RH)	623 Si	08.1993 - 02.1999	2259	KW 116 / PS 158	4
ROVER	75 (RJ)	1.8	02.1999 - 05.2005	1796	KW 88 / PS 120	4
ROVER	75 (RJ)	2.0 V6	02.1999 - 05.2005	1997	KW 110 / PS 150	6
ROVER	75 (RJ)	2.0 V6	02.1999 - 05.2005	1997	KW 110 / PS 150	6
ROVER	75 (RJ)	2.5 V6	02.1999 - 10.2001	2497	KW 129 / PS 175	6
ROVER	75 (RJ)	2.5 V6	02.1999 - 10.2001	2497	KW 129 / PS 175	6
ROVER	75 (RJ)	2.5 V6	10.2001 - 05.2005	2497	KW 130 / PS 177	6
ROVER	75 (RJ)	2.5 V6	10.2001 - 05.2005	2497	KW 130 / PS 177	6
ROVER	75 (RJ)	4.6 V8	10.2004 - 05.2005	4601	KW 191 / PS 260	8
ROVER	75 Tourer (RJ)	1.8	08.2001 - 05.2005	1796	KW 88 / PS 120	4
ROVER	75 Tourer (RJ)	2.0 V6	08.2001 - 05.2005	1997	KW 110 / PS 150	6
ROVER	75 Tourer (RJ)	2.0 V6	08.2001 - 05.2005	1997	KW 110 / PS 150	6
ROVER	75 Tourer (RJ)	2.5 V6	08.2001 - 05.2005	2497	KW 130 / PS 177	6
ROVER	75 Tourer (RJ)	2.5 V6	08.2001 - 05.2005	2497	KW 130 / PS 177	6
ROVER	75 Tourer (RJ)	4.6 V8	10.2003 - 05.2005	4601	KW 191 / PS 260	8
ROVER	CABRIOLET (XW)	1.6	04.1990 - 02.1996	1590	KW 82 / PS 111	4
ROVER	CABRIOLET (XW)	216 1.6i	01.1992 - 11.1999	1590	KW 90 / PS 122	4
ROVER	CABRIOLET (XW)	216 1.6i 16V	01.1996 - 11.1999	1588	KW 82 / PS 111	4
ROVER	COUPE	1.6 16 V	03.1996 - 11.1999	1588	KW 82 / PS 111	4
SAAB	9000	2.0 -16 Turbo CD	09.1992 - 12.1998	1985	KW 108 / PS 147	4
SAAB	900 I (AC4, AM4)	2.1 -16	08.1990 - 12.1993	2119	KW 100 / PS 136	4
SAAB	900 I (AC4, AM4)	2.0 -16	01.1989 - 12.1993	1985	KW 93 / PS 126	4
SAAB	900 I (AC4, AM4)	2.0 -16	01.1986 - 12.1988	1985	KW 92 / PS 125	4
SAAB	900 I (AC4, AM4)	2.0 c	07.1982 - 12.1988	1985	KW 74 / PS 101	4
SAAB	900 I (AC4, AM4)	2.0 i	09.1985 - 08.1990	1985	KW 81 / PS 110	4
SAAB	900 I (AC4, AM4)	2.0 i	11.1980 - 08.1990	1985	KW 85 / PS 115	4
SAAB	900 I (AC4, AM4)	2.0 Turbo	10.1986 - 12.1991	1985	KW 103 / PS 140	4
SAAB	900 I (AC4, AM4)	2.0 Turbo-16	11.1985 - 12.1993	1985	KW 118 / PS 160	4
SAAB	900 I (AC4, AM4)	2.0 Turbo-16 S	01.1984 - 12.1988	1985	KW 129 / PS 175	4
SAAB	900 I (AC4, AM4)	2.0 Turbo-16 S KAT	01.1989 - 12.1993	1985	KW 129 / PS 175	4
SAAB	900 I Cabriolet	2.1 -16	08.1990 - 06.1994	2119	KW 100 / PS 136	4
SAAB	900 I Cabriolet	2.0 -16	01.1990 - 06.1994	1985	KW 93 / PS 126	4
SAAB	900 I Cabriolet	2.0 Turbo-16	11.1986 - 06.1994	1985	KW 118 / PS 160	4
SAAB	900 I Cabriolet	2.0 Turbo-16 S	11.1986 - 06.1994	1985	KW 129 / PS 175	4
SAAB	900 I Combi Coupe	2.1 -16	09.1990 - 07.1993	2119	KW 100 / PS 136	4
SAAB	900 I Combi Coupe	2.0 -16	01.1989 - 08.1992	1985	KW 93 / PS 126	4
SAAB	900 I Combi Coupe	2.0 -16	01.1986 - 12.1988	1985	KW 92 / PS 125	4
SAAB	900 I Combi Coupe	2.0 c	09.1979 - 12.1988	1985	KW 74 / PS 100	4
SAAB	900 I Combi Coupe	2.0 i	09.1985 - 08.1990	1985	KW 81 / PS 110	4
SAAB	900 I Combi Coupe	2.0 i	11.1980 - 12.1988	1985	KW 85 / PS 115	4
SAAB	900 I Combi Coupe	2.0 Turbo-16	11.1985 - 06.1994	1985	KW 118 / PS 160	4
SAAB	900 I Combi Coupe	2.0 Turbo-16	01.1993 - 06.1994	1985	KW 132 / PS 180	4
SAAB	900 I Combi Coupe	2.0 Turbo-16 S	02.1984 - 12.1988	1985	KW 129 / PS 175	4
SAAB	900 I Combi Coupe	2.0 Turbo-16 S KAT	01.1989 - 12.1993	1985	KW 125 / PS 170	4
SAAB	9000 Schrägheck	2.0 -16	12.1985 - 12.1988	1985	KW 92 / PS 125	4
SAAB	9000 Schrägheck	2.0 -16	12.1985 - 08.1988	1985	KW 94 / PS 128	4
SAAB	9-3 (YS3F)	1,8t	09.2002 -	1998	KW 110 / PS 150	4
SAAB	9-3 (YS3F)	1,8t BioPower	05.2009 -	1998	KW 129 / PS 175	4
SAAB	9-3 (YS3F)	1.8 i	01.2004 -	1796	KW 90 / PS 122	4
SAAB	9-3 (YS3F)	1.9 TiD	09.2004 -	1910	KW 88 / PS 120	4
SAAB	9-3 (YS3F)	1.9 TiD	09.2004 -	1910	KW 110 / PS 150	4
SAAB	9-3 (YS3F)	1.9 TTiD	12.2007 -	1910	KW 118 / PS 160	4
SAAB	9-3 (YS3F)	1.9 TTiD	12.2007 -	1910	KW 96 / PS 130	4
SAAB	9-3 (YS3F)	1.9 TTiD	12.2007 -	1910	KW 132 / PS 180	4
SAAB	9-3 (YS3F)	2.0 t	01.2007 -	1998	KW 120 / PS 163	4
SAAB	9-3 (YS3F)	2.0 t	09.2002 -	1998	KW 154 / PS 210	4
SAAB	9-3 (YS3F)	2.0 t	09.2002 -	1998	KW 129 / PS 175	4
SAAB	9-3 (YS3F)	2.0 t	05.2009 -	1998	KW 177 / PS 241	4
SAAB	9-3 (YS3F)	2.0 t Bio Power	01.2007 -	1998	KW 120 / PS 163	4
SAAB	9-3 (YS3F)	2.0 t BioPower	01.2007 -	1998	KW 129 / PS 175	4
SAAB	9-3 (YS3F)	2.0 t BioPower	05.2009 -	1998	KW 147 / PS 200	4
SAAB	9-3 (YS3F)	2.0 t BioPower	09.2002 -	1998	KW 154 / PS 210	4
SAAB	9-3 (YS3F)	2.0 t BioPower XWD	09.2002 -	1998	KW 154 / PS 210	4
SAAB	9-3 (YS3F)	2.0 t XWD	01.2007 -	1998	KW 120 / PS 163	4
SAAB	9-3 (YS3F)	2.0 Turbo XWD	09.2002 -	1998	KW 154 / PS 210	4
SAAB	9-3 (YS3F)	2.2 TiD	09.2002 -	2171	KW 92 / PS 125	4


Engine code



20 T4G	138812	
H 23 A3	138812	138068
K 1.8	133837	
20 K4F	133802	
20 K4F	133804	
KV 6	133802	
KV 6	133804	
25 K4F	133802	
25 K4F	133804	
46F2F	133893	
K 1.8	133837	
20 K4F	133802	
20 K4F	133804	
KV 6	133802	
KV 6	133804	
46F2F	133893	
D 16 Z2		138068
D 16 A8	138814	138068
16 K4F	138877	
16 K4F	138877	
B202S; B204E		138012
B212I		138012
B202I		138012
B202XI		138012
B 20; B201XC		138004
B201		138004
B201XI; BI 20		138004
B201XL		138004
B202XL		138004
B202XL		138004
B202XL		138004
B212I		138012
B202I		138012
B202XL		138004
B202XL		138004
B212I		138012
B202I		138012
B202XI		138012
B 20; B201XC		138004
B201		138004
B201XI; BI 20		138004
B202XL		138004
B202L		138004
B202XL		138004
B202XL		138004
B202XI		138012
B202XI		138012
B207E		138541
B207L		138541
Z 18 XE	133810	138541
Z 19 DT		138541
Z 19 DTH		138541
A 19 DTR		138541
A 19 DTR		138541
A 19 DTR; Z 19 DTR		138541
B207G		138541
B207R		138541
B207L		138541
		138541
B207H		138541
B207L		138541
		138541
B207R		138541
B207R		138541
B207G		138541
B207R		138541
D223L		138541

Anwendungsliste

Application List

	Model	Type	Model year	ccm	Output	Cylinder
SAAB	9-3 (YS3F)	2.8 Turbo V6	03.2005 -	2792	KW 169 / PS 230	6
SAAB	9-3 (YS3F)	2.8 Turbo V6	03.2005 -	2792	KW 184 / PS 250	6
SAAB	9-3 (YS3F)	2.8 Turbo V6	12.2007 -	2792	KW 188 / PS 256	6
SAAB	9-3 (YS3F)	2.8 Turbo V6	04.2008 -	2792	KW 203 / PS 276	6
SAAB	9-3 (YS3F)	2.8 Turbo V6 XWD	05.2008 -	2792	KW 206 / PS 280	6
SAAB	9-3 Cabriolet (YS3F)	1,8t	08.2003 -	1998	KW 110 / PS 150	4
SAAB	9-3 Cabriolet (YS3F)	1,8t BioPower	01.2007 -	1998	KW 129 / PS 175	4
SAAB	9-3 Cabriolet (YS3F)	1.9 TiD	01.2006 -	1910	KW 110 / PS 150	4
SAAB	9-3 Cabriolet (YS3F)	1.9 TTiD	12.2007 -	1910	KW 118 / PS 160	4
SAAB	9-3 Cabriolet (YS3F)	1.9 TTiD	12.2007 -	1910	KW 96 / PS 130	4
SAAB	9-3 Cabriolet (YS3F)	1.9 TTiD	12.2007 -	1910	KW 132 / PS 180	4
SAAB	9-3 Cabriolet (YS3F)	2.0 t	08.2003 -	1998	KW 129 / PS 175	4
SAAB	9-3 Cabriolet (YS3F)	2.0 T	08.2003 -	1998	KW 154 / PS 210	4
SAAB	9-3 Cabriolet (YS3F)	2.0 t BioPower	01.2007 -	1998	KW 129 / PS 175	4
SAAB	9-3 Cabriolet (YS3F)	2.0 t BioPower	06.2007 -	1998	KW 147 / PS 200	4
SAAB	9-3 Cabriolet (YS3F)	2.8 Turbo V6	02.2006 -	2792	KW 169 / PS 230	6
SAAB	9-3 Cabriolet (YS3F)	2.8 Turbo V6	02.2006 -	2792	KW 184 / PS 250	6
SAAB	9-3 Cabriolet (YS3F)	2.8 Turbo V6	12.2007 -	2792	KW 188 / PS 256	6
SAAB	9-3 Cabriolet (YS3F)	2.8 Turbo V6	02.2009 -	2792	KW 203 / PS 276	6
SAAB	9-3 Cabriolet (YS3F)	2.8 Turbo V6	02.2009 -	2792	KW 206 / PS 280	6
SAAB	9-3 Kombi	1.8 i	03.2005 -	1796	KW 90 / PS 122	4
SAAB	9-3 Kombi	2.8 Turbo V6	03.2005 -	2792	KW 184 / PS 250	6
SAAB	9-3 Kombi	2.8 Turbo V6	12.2007 -	2792	KW 188 / PS 256	6
SAAB	9-3 Kombi	2.8 Turbo V6	05.2008 -	2792	KW 203 / PS 276	6
SAAB	9-3 Kombi	2.8 Turbo V6 XWD	05.2008 -	2792	KW 206 / PS 280	6
SAAB	9-7X	4.2	12.2005 -	4195	KW 213 / PS 290	6
SATURN	AURA Stufenheck	3.5	09.2006 - 12.2008	3490	KW 163 / PS 220	6
SATURN	RELAY	3.5	09.2004 - 12.2006	3499	KW 146 / PS 199	6
SATURN	RELAY	3.5	09.2004 - 12.2005	3499	KW 149 / PS 203	6
SATURN	RELAY	3.9	09.2005 - 12.2007	3880	KW 175 / PS 238	6
SATURN	RELAY	3.9	09.2006 - 12.2007	3880	KW 179 / PS 243	6
SATURN	RELAY	3.5 AWD	09.2004 - 12.2005	3490	KW 149 / PS 203	6
SATURN	RELAY	3.9 AWD	09.2005 - 12.2006	3880	KW 175 / PS 238	6
SATURN	VUE	3.5	09.2007 - 12.2008	3490	KW 160 / PS 218	6
SATURN	VUE	3.5	09.2008 - 12.2009	3490	KW 166 / PS 226	6
SATURN	VUE	3.5 AWD	09.2007 - 12.2008	3490	KW 160 / PS 218	6
SATURN	VUE	3.5 AWD	09.2008 - 12.2009	3490	KW 166 / PS 226	6
SEAT	ALHAMBRA (710)	1.4 TSI	06.2010 -	1390	KW 110 / PS 150	4
SEAT	ALHAMBRA (710)	1.4 TSI	06.2010 -	1390	KW 110 / PS 150	4
SEAT	ALHAMBRA (710)	2.0 TSI	11.2010 -	1984	KW 147 / PS 200	4
SEAT	ALHAMBRA (7V8, 7V9)	1.8 T 20V	10.1997 - 03.2010	1781	KW 110 / PS 150	4
SEAT	ALHAMBRA (7V8, 7V9)	1.8 T 20V	10.1997 - 03.2010	1781	KW 110 / PS 150	4
SEAT	ALHAMBRA (7V8, 7V9)	2.0 i	04.1996 - 03.2010	1984	KW 85 / PS 115	4
SEAT	ALHAMBRA (7V8, 7V9)	2.0 i	04.1996 - 03.2010	1984	KW 85 / PS 115	4
SEAT	ALHAMBRA (7V8, 7V9)	2.0 i	04.1996 - 03.2010	1984	KW 85 / PS 115	4
SEAT	ALHAMBRA (7V8, 7V9)	2.0 i	04.1996 - 03.2010	1984	KW 85 / PS 115	4
SEAT	ALHAMBRA (7V8, 7V9)	2.0 i	04.1996 - 03.2010	1984	KW 85 / PS 115	4
SEAT	ALHAMBRA (7V8, 7V9)	2.8 V6	06.2000 - 03.2010	2792	KW 150 / PS 204	6
SEAT	ALHAMBRA (7V8, 7V9)	2.8 V6 4motion	06.2000 - 03.2010	2792	KW 150 / PS 204	6
SEAT	ALTEA (5P1)	1.6	03.2004 -	1595	KW 75 / PS 102	4
SEAT	ALTEA (5P1)	1.6	03.2004 -	1595	KW 75 / PS 102	4
SEAT	ALTEA (5P1)	1.2 TSI	04.2010 -	1197	KW 77 / PS 105	4
SEAT	ALTEA (5P1)	1.4 16V	05.2006 -	1390	KW 63 / PS 86	4
SEAT	ALTEA (5P1)	1.4 TSI	11.2007 -	1390	KW 92 / PS 125	4
SEAT	ALTEA (5P1)	1.8 TFSI	01.2007 -	1798	KW 118 / PS 160	4
SEAT	ALTEA (5P1)	2.0 FSI	05.2004 - 03.2009	1984	KW 110 / PS 150	4
SEAT	ALTEA (5P1)	2.0 TFSI	04.2006 - 05.2009	1984	KW 147 / PS 200	4
SEAT	ALTEA (5P1)	2.0 TFSI	04.2006 - 05.2009	1984	KW 147 / PS 200	4
SEAT	ALTEA XL (5P5, 5P8)	1.6	10.2006 -	1595	KW 75 / PS 102	4
SEAT	ALTEA XL (5P5, 5P8)	1.6	10.2006 -	1595	KW 75 / PS 102	4
SEAT	ALTEA XL (5P5, 5P8)	1.2 TSI	04.2010 -	1197	KW 77 / PS 105	4
SEAT	ALTEA XL (5P5, 5P8)	1.4 16V	10.2006 -	1390	KW 63 / PS 86	4
SEAT	ALTEA XL (5P5, 5P8)	1.4 TSI	11.2007 -	1390	KW 92 / PS 125	4
SEAT	ALTEA XL (5P5, 5P8)	1.8 TFSI	01.2007 -	1798	KW 118 / PS 160	4
SEAT	ALTEA XL (5P5, 5P8)	2.0 FSI	10.2006 - 03.2009	1984	KW 110 / PS 150	4
SEAT	ALTEA XL (5P5, 5P8)	2.0 FSI	10.2006 - 03.2009	1984	KW 110 / PS 150	4
SEAT	ALTEA XL (5P5, 5P8)	2.0 TFSI 4x4	06.2007 - 05.2009	1984	KW 147 / PS 200	4

Engine code



LP9				138541
LP9	133864			138541
B284L	133864			138541
B284L	133864			
B284R	133864			138541
B207E				138541
B207L				138541
Z 19 DTH				138541
A 19 DTR				138541
A 19 DTR				138541
A 19 DTR; Z 19 DTR				138541
B207L				138541
B207R				138541
B207L				138541
				138541
LP9				138541
LP9	133864			138541
B284L	133864			138541
B284R	133864			138541
B284R	133864			138541
Z 18 XE	133810			
LP9	133864			
B284L	133864			
B284R	133864			
B284R	133864			
	133882			
	138821			
	138821			
	138821			
	138821			
	138821			
	138821			
	138821			
	138821			
	138821			
	138821			
	138821			
	138821			
	138821			
CAVA; CNWB; CTHA			133071	
CAVA; CNWB; CTHA			133058	
CCZA			133058	
AJH; AWC	133805			
AJH; AWC	133828			
ADY; ATM	138701	138420		
ADY; ATM	138702	138420		
ADY; ATM	138704	138420		
ADY; ATM	138419	138420		
ADY; ATM	138425	138420		
AUE; AYL	133848			
AUE; AYL	133848			
BGU; BSE; BSF; CCSA; CMXA	138704	138420		
BGU; BSE; BSF; CCSA; CMXA	138425	138420		
CBZB			133058	
BXW; CGGB	133807			
CAXC	133807		133058	
BYT; BZB; CDAA			133058	
BLR; BLY; BVY; BVZ	133836		133061	
BWA	133836		133064	
BWA	133836		133059	
BSE; BSF; CCSA; CMXA	138704	138420		
BSE; BSF; CCSA; CMXA	138425	138420		
CBZB			133058	
BXW; CGGB	133807			
CAXC	133807		133058	
BYT; BZB; CDAA			133058	
BVY; BVZ	133836		133061	
BVY; BVZ				
BWA	133836		133064	

Anwendungsliste

Application List



	Model	Type	Model year	ccm	Output	Cylinder
SEAT	ALTEA XL (5P5, 5P8)	2.0 TFSI 4x4	06.2007 - 05.2009	1984	KW 147 / PS 200	4
SEAT	ALTEA XL (5P5, 5P8)	2.0 TFSI 4x4	05.2009 -	1984	KW 155 / PS 211	4
SEAT	AROSA (6H)	1.4	05.1997 - 06.2004	1390	KW 44 / PS 60	4
SEAT	AROSA (6H)	1.4	05.1997 - 06.2004	1390	KW 44 / PS 60	4
SEAT	AROSA (6H)	1.4	05.1997 - 06.2004	1390	KW 44 / PS 60	4
SEAT	AROSA (6H)	1.4	05.1997 - 06.2004	1390	KW 44 / PS 60	4
SEAT	AROSA (6H)	1.4	05.1997 - 06.2004	1390	KW 44 / PS 60	4
SEAT	AROSA (6H)	1.0	05.1997 - 06.2004	999	KW 37 / PS 50	4
SEAT	AROSA (6H)	1.0	05.1997 - 06.2004	999	KW 37 / PS 50	4
SEAT	AROSA (6H)	1.0	05.1997 - 06.2004	999	KW 37 / PS 50	4
SEAT	AROSA (6H)	1.0	05.1997 - 06.2004	999	KW 37 / PS 50	4
SEAT	AROSA (6H)	1.0	05.1997 - 06.2004	999	KW 37 / PS 50	4
SEAT	AROSA (6H)	1.4 16V	01.2000 - 06.2004	1390	KW 74 / PS 100	4
SEAT	AROSA (6H)	1.4 16V	01.2000 - 06.2004	1390	KW 74 / PS 100	4
SEAT	CORDOBA (6K1, 6K2)	1.3	02.1993 - 08.1994	1272	KW 40 / PS 54	4
SEAT	CORDOBA (6K1, 6K2)	1.3	02.1993 - 08.1994	1272	KW 40 / PS 54	4
SEAT	CORDOBA (6K1, 6K2)	1.0 i	09.1996 - 06.1999	999	KW 37 / PS 50	4
SEAT	CORDOBA (6K1, 6K2)	1.0 i	09.1996 - 06.1999	999	KW 37 / PS 50	4
SEAT	CORDOBA (6K1, 6K2)	1.0 i	09.1996 - 06.1999	999	KW 37 / PS 50	4
SEAT	CORDOBA (6K1, 6K2)	1.4 i	06.1994 - 06.1999	1390	KW 44 / PS 60	4
SEAT	CORDOBA (6K1, 6K2)	1.4 i	06.1994 - 06.1999	1390	KW 44 / PS 60	4
SEAT	CORDOBA (6K1, 6K2)	1.4 i	06.1994 - 06.1999	1390	KW 44 / PS 60	4
SEAT	CORDOBA (6K1, 6K2)	1.4 i 16V	09.1996 - 06.1999	1390	KW 74 / PS 101	4
SEAT	CORDOBA (6K1, 6K2)	1.4 i 16V	09.1996 - 06.1999	1390	KW 74 / PS 101	4
SEAT	CORDOBA (6K1, 6K2)	1.4 i 16V	09.1996 - 06.1999	1390	KW 74 / PS 101	4
SEAT	CORDOBA (6K1, 6K2)	1.6 i	02.1993 - 06.1999	1598	KW 55 / PS 75	4
SEAT	CORDOBA (6K1, 6K2)	1.6 i	02.1993 - 06.1999	1598	KW 55 / PS 75	4
SEAT	CORDOBA (6K1, 6K2)	1.6 i	02.1993 - 06.1999	1598	KW 55 / PS 75	4
SEAT	CORDOBA (6K1, 6K2)	1.6 i	07.1996 - 10.1999	1595	KW 74 / PS 101	4
SEAT	CORDOBA (6K1, 6K2)	1.6 i	07.1996 - 10.1999	1595	KW 74 / PS 101	4
SEAT	CORDOBA (6K1, 6K2)	1.6 i	07.1996 - 10.1999	1595	KW 74 / PS 101	4
SEAT	CORDOBA (6K1, 6K2)	1.6 i	05.1994 - 06.1999	1595	KW 55 / PS 75	4
SEAT	CORDOBA (6K1, 6K2)	1.6 i	05.1994 - 06.1999	1595	KW 55 / PS 75	4
SEAT	CORDOBA (6K1, 6K2)	1.6 i	05.1994 - 06.1999	1595	KW 55 / PS 75	4
SEAT	CORDOBA (6K1, 6K2)	1.8 i	02.1993 - 06.1999	1781	KW 66 / PS 90	4
SEAT	CORDOBA (6K1, 6K2)	1.8 i	02.1993 - 06.1999	1781	KW 66 / PS 90	4
SEAT	CORDOBA (6K1, 6K2)	1.8 i	02.1993 - 06.1999	1781	KW 66 / PS 90	4
SEAT	CORDOBA (6K1, 6K2)	1.8 i 16V	10.1993 - 08.1996	1781	KW 95 / PS 129	4
SEAT	CORDOBA (6K1, 6K2)	1.8 i 16V	10.1993 - 08.1996	1781	KW 95 / PS 129	4
SEAT	CORDOBA (6K1, 6K2)	2.0 i	02.1993 - 06.1999	1984	KW 85 / PS 115	4
SEAT	CORDOBA (6K1, 6K2)	2.0 i	02.1993 - 06.1999	1984	KW 85 / PS 115	4
SEAT	CORDOBA (6K1, 6K2)	2.0 i	02.1993 - 06.1999	1984	KW 85 / PS 115	4
SEAT	CORDOBA (6K1, 6K2)	2.0 i 16V	08.1996 - 06.1999	1984	KW 110 / PS 150	4
SEAT	CORDOBA (6K1, 6K2)	2.0 i 16V	08.1996 - 06.1999	1984	KW 110 / PS 150	4
SEAT	CORDOBA (6K1, 6K2)	2.0 i 16V	08.1996 - 06.1999	1984	KW 110 / PS 150	4
SEAT	CORDOBA (6K2)	1.4	06.1999 - 10.2002	1390	KW 44 / PS 60	4
SEAT	CORDOBA (6K2)	1.4	06.1999 - 10.2002	1390	KW 44 / PS 60	4
SEAT	CORDOBA (6K2)	1.4	06.1999 - 10.2002	1390	KW 44 / PS 60	4
SEAT	CORDOBA (6K2)	1.6	06.1999 - 10.2002	1598	KW 55 / PS 75	4
SEAT	CORDOBA (6K2)	1.6	06.1999 - 10.2002	1598	KW 55 / PS 75	4
SEAT	CORDOBA (6K2)	1.6	06.1999 - 10.2002	1598	KW 55 / PS 75	4
SEAT	CORDOBA (6K2)	1.6	06.1999 - 10.2002	1598	KW 55 / PS 75	4
SEAT	CORDOBA (6K2)	1.6	06.1999 - 10.2002	1595	KW 74 / PS 101	4
SEAT	CORDOBA (6K2)	1.6	06.1999 - 10.2002	1595	KW 74 / PS 101	4
SEAT	CORDOBA (6K2)	1.0	06.1999 - 10.2002	999	KW 37 / PS 50	4
SEAT	CORDOBA (6K2)	1.0	06.1999 - 10.2002	999	KW 37 / PS 50	4
SEAT	CORDOBA (6K2)	1.4 16V	05.2000 - 10.2002	1390	KW 55 / PS 75	4
SEAT	CORDOBA (6K2)	1.4 16V	05.2000 - 10.2002	1390	KW 55 / PS 75	4
SEAT	CORDOBA (6K2)	1.4 16V	02.2000 - 10.2002	1390	KW 74 / PS 100	4
SEAT	CORDOBA (6K2)	1.4 16V	02.2000 - 10.2002	1390	KW 74 / PS 100	4
SEAT	CORDOBA (6K2)	1.4 16V	02.2000 - 10.2002	1390	KW 74 / PS 100	4
SEAT	CORDOBA (6K2)	1.8 T 20V Cupra	07.2000 - 10.2002	1781	KW 115 / PS 156	4
SEAT	CORDOBA (6K2)	1.8 T 20V Cupra	07.2000 - 10.2002	1781	KW 115 / PS 156	4
SEAT	CORDOBA (6L2)	1.2	10.2002 - 06.2006	1198	KW 47 / PS 64	3
SEAT	CORDOBA (6L2)	1.2 12V	05.2006 - 11.2009	1198	KW 51 / PS 70	3
SEAT	CORDOBA (6L2)	1.4 16V	09.2002 - 12.2007	1390	KW 55 / PS 75	4

Engine code



BWA	133836	133059
CCZB		133058
AEX; AKK; AKV; ANW; APQ; AUD	138701	138420
AEX; AKK; AKV; ANW; APQ; AUD	138702	138420
AEX; AKK; AKV; ANW; APQ; AUD	138704	138420
AEX; AKK; AKV; ANW; APQ; AUD	138419	138420
AEX; AKK; AKV; ANW; APQ; AUD	138425	138420
AER; ALD; ALL; ANV; AUC	138701	138420
AER; ALD; ALL; ANV; AUC	138702	138420
AER; ALD; ALL; ANV; AUC	138704	138420
AER; ALD; ALL; ANV; AUC	138419	138420
AER; ALD; ALL; ANV; AUC	138425	138420
AFK; AQQ; AUB	138704	138420
AFK; AQQ; AUB	138425	138420
2G; AAV	138702	
2G; AAV	138419	
AER	138701	
AER	138702	
AER	138419	
ABD; AEX; AKV; APQ	138701	
ABD; AEX; AKV; APQ	138702	
ABD; AEX; AKV; APQ	138419	
AFH	138701	
AFH	138702	
AFH	138419	
ABU; AEE; ALM	138701	
ABU; AEE; ALM	138702	
ABU; AEE; ALM	138419	
AFT; AKL	138701	
AFT; AKL	138702	
AFT; AKL	138419	
1F	138702	138007
1F	138415	138007
1F	138419	138007
ABS; ACC; ADZ	138701	
ABS; ACC; ADZ	138702	
ABS; ACC; ADZ	138419	
ADL	138701	
ADL	138702	
2E; AGG	138701	
2E; AGG	138702	
2E; AGG	138419	
ABF	138701	
ABF	138702	
ABF	138419	
AKK; ANW; AUD	138702	138420
AKK; ANW; AUD	138704	138420
AKK; ANW; AUD	138419	138420
AKK; ANW; AUD	138425	138420
ALM	138701	138007
ALM	138702	138007
ALM	138415	138007
ALM	138419	138007
AEH; AKL; APF; AUR	138704	138420
AEH; AKL; APF; AUR	138425	138420
ALD; ANV; AUC	138704	138420
ALD; ANV; AUC	138425	138420
APE; AUA	138704	
APE; AUA	138425	138420
AQQ; AUB	133807	138420
AQQ; AUB	138704	138420
AQQ; AUB	138425	138420
AQX; AYP	133806	
AQX; AYP	133828	
AZQ; BME	133807	
BXV	133807	
BBY; BKY	133807	

Anwendungsliste

Application List



	Model	Type	Model year	ccm	Output	Cylinder
SEAT	CORDOBA (6L2)	1.4 16V	10.2002 - 11.2009	1390	KW 74 / PS 100	4
SEAT	CORDOBA (6L2)	1.4 16V	05.2006 - 11.2009	1390	KW 63 / PS 86	4
SEAT	CORDOBA (6L2)	1.6 16V	11.2006 - 11.2009	1598	KW 77 / PS 105	4
SEAT	CORDOBA (6L2)	2.0	09.2002 - 11.2009	1984	KW 85 / PS 115	4
SEAT	CORDOBA (6L2)	2.0	09.2002 - 11.2009	1984	KW 85 / PS 115	4
SEAT	CORDOBA Vario (6K5)	1.4	06.1999 - 12.2002	1390	KW 44 / PS 60	4
SEAT	CORDOBA Vario (6K5)	1.4	06.1999 - 12.2002	1390	KW 44 / PS 60	4
SEAT	CORDOBA Vario (6K5)	1.4	06.1999 - 12.2002	1390	KW 44 / PS 60	4
SEAT	CORDOBA Vario (6K5)	1.6	06.1999 - 12.2002	1598	KW 55 / PS 75	4
SEAT	CORDOBA Vario (6K5)	1.6	06.1999 - 12.2002	1598	KW 55 / PS 75	4
SEAT	CORDOBA Vario (6K5)	1.6	06.1999 - 12.2002	1598	KW 55 / PS 75	4
SEAT	CORDOBA Vario (6K5)	1.6	06.1999 - 12.2002	1598	KW 55 / PS 75	4
SEAT	CORDOBA Vario (6K5)	1.6	06.1999 - 12.2002	1595	KW 74 / PS 101	4
SEAT	CORDOBA Vario (6K5)	1.6	06.1999 - 12.2002	1595	KW 74 / PS 101	4
SEAT	CORDOBA Vario (6K5)	1.4 16V	06.1999 - 12.2002	1390	KW 55 / PS 75	4
SEAT	CORDOBA Vario (6K5)	1.4 16V	06.1999 - 12.2002	1390	KW 55 / PS 75	4
SEAT	CORDOBA Vario (6K5)	1.4 i	09.1996 - 06.1999	1390	KW 44 / PS 60	4
SEAT	CORDOBA Vario (6K5)	1.4 i	09.1996 - 06.1999	1390	KW 44 / PS 60	4
SEAT	CORDOBA Vario (6K5)	1.4 i	09.1996 - 06.1999	1390	KW 44 / PS 60	4
SEAT	CORDOBA Vario (6K5)	1.6 i	09.1996 - 06.1999	1595	KW 74 / PS 101	4
SEAT	CORDOBA Vario (6K5)	1.6 i	09.1996 - 06.1999	1595	KW 74 / PS 101	4
SEAT	CORDOBA Vario (6K5)	1.6 i	09.1996 - 06.1999	1595	KW 74 / PS 101	4
SEAT	CORDOBA Vario (6K5)	1.6 i	09.1996 - 06.1999	1598	KW 55 / PS 75	4
SEAT	CORDOBA Vario (6K5)	1.6 i	09.1996 - 06.1999	1598	KW 55 / PS 75	4
SEAT	CORDOBA Vario (6K5)	1.6 i	09.1996 - 06.1999	1598	KW 55 / PS 75	4
SEAT	CORDOBA Vario (6K5)	1.6 i	05.1997 - 06.1999	1595	KW 55 / PS 75	4
SEAT	CORDOBA Vario (6K5)	1.6 i	05.1997 - 06.1999	1595	KW 55 / PS 75	4
SEAT	CORDOBA Vario (6K5)	1.6 i	05.1997 - 06.1999	1595	KW 55 / PS 75	4
SEAT	EXEO (3R2)	1.6	03.2009 - 09.2010	1595	KW 75 / PS 102	4
SEAT	EXEO (3R2)	1.6	03.2009 - 09.2010	1595	KW 75 / PS 102	4
SEAT	EXEO (3R2)	1.8 TSI	09.2010 -	1798	KW 88 / PS 120	4
SEAT	EXEO (3R2)	1.8 TSI	05.2010 -	1798	KW 118 / PS 160	4
SEAT	EXEO (3R2)	2.0 TFSI	03.2009 -	1984	KW 147 / PS 200	4
SEAT	EXEO (3R2)	2.0 TFSI	03.2009 -	1984	KW 147 / PS 200	4
SEAT	EXEO (3R2)	2.0 TFSI	05.2010 -	1984	KW 155 / PS 211	4
SEAT	EXEO ST (3R5)	1.6	06.2009 - 09.2010	1595	KW 75 / PS 102	4
SEAT	EXEO ST (3R5)	1.6	06.2009 - 09.2010	1595	KW 75 / PS 102	4
SEAT	EXEO ST (3R5)	1.8 TSI	09.2010 -	1798	KW 88 / PS 120	4
SEAT	EXEO ST (3R5)	1.8 TSI	05.2010 -	1798	KW 118 / PS 160	4
SEAT	EXEO ST (3R5)	2.0 TFSI	06.2009 -	1984	KW 147 / PS 200	4
SEAT	EXEO ST (3R5)	2.0 TFSI	06.2009 -	1984	KW 147 / PS 200	4
SEAT	EXEO ST (3R5)	2.0 TFSI	05.2010 -	1984	KW 155 / PS 211	4
SEAT	IBIZA I (021A)	1.2	11.1984 - 12.1993	1193	KW 44 / PS 60	4
SEAT	IBIZA I (021A)	1.2	11.1984 - 12.1993	1193	KW 47 / PS 64	4
SEAT	IBIZA I (021A)	1.5	11.1984 - 05.1993	1461	KW 63 / PS 85	4
SEAT	IBIZA I (021A)	0.9	08.1986 - 05.1993	903	KW 32 / PS 44	4
SEAT	IBIZA I (021A)	0.9	08.1990 - 05.1993	903	KW 29 / PS 40	4
SEAT	IBIZA II (6K1)	1.0	03.1993 - 09.1996	1043	KW 33 / PS 45	4
SEAT	IBIZA II (6K1)	1.0	03.1993 - 09.1996	1043	KW 33 / PS 45	4
SEAT	IBIZA II (6K1)	1.0	03.1993 - 09.1996	1043	KW 33 / PS 45	4
SEAT	IBIZA II (6K1)	1.0 i	09.1996 - 08.1999	999	KW 37 / PS 50	4
SEAT	IBIZA II (6K1)	1.0 i	09.1996 - 08.1999	999	KW 37 / PS 50	4
SEAT	IBIZA II (6K1)	1.0 i	09.1996 - 08.1999	999	KW 37 / PS 50	4
SEAT	IBIZA II (6K1)	1.3 i	03.1993 - 08.1999	1272	KW 40 / PS 54	4
SEAT	IBIZA II (6K1)	1.3 i	03.1993 - 08.1999	1272	KW 40 / PS 54	4
SEAT	IBIZA II (6K1)	1.3 i	03.1993 - 08.1999	1272	KW 40 / PS 54	4
SEAT	IBIZA II (6K1)	1.4 i	09.1993 - 08.1999	1390	KW 44 / PS 60	4
SEAT	IBIZA II (6K1)	1.4 i	09.1993 - 08.1999	1390	KW 44 / PS 60	4
SEAT	IBIZA II (6K1)	1.4 i	09.1993 - 08.1999	1390	KW 44 / PS 60	4
SEAT	IBIZA II (6K1)	1.4 i 16V	06.1997 - 08.1999	1390	KW 74 / PS 101	4
SEAT	IBIZA II (6K1)	1.4 i 16V	06.1997 - 08.1999	1390	KW 74 / PS 101	4
SEAT	IBIZA II (6K1)	1.4 i 16V	06.1997 - 08.1999	1390	KW 74 / PS 101	4
SEAT	IBIZA II (6K1)	1.6 i	03.1993 - 08.1999	1598	KW 55 / PS 75	4
SEAT	IBIZA II (6K1)	1.6 i	03.1993 - 08.1999	1598	KW 55 / PS 75	4
SEAT	IBIZA II (6K1)	1.6 i	03.1993 - 08.1999	1598	KW 55 / PS 75	4
SEAT	IBIZA II (6K1)	1.6 i	04.1996 - 08.1999	1595	KW 74 / PS 101	4
SEAT	IBIZA II (6K1)	1.6 i	04.1996 - 08.1999	1595	KW 74 / PS 101	4

Engine code



AUB; BBZ	133807	
BXW	133807	
BTS	133807	
AZL; BBX	138704	138420
AZL; BBX	138425	138420
AKK; ANW; AUD	138702	138420
AKK; ANW; AUD	138704	138420
AKK; ANW; AUD	138425	138420
ALM	138701	138007
ALM	138702	138007
ALM	138415	138007
ALM	138419	138007
AEH; AKL; APF; AUR	138704	138420
AEH; AKL; APF; AUR	138425	138420
APE; AUA	138704	138420
APE; AUA	138425	138420
AEX; AKV; APQ	138701	
AEX; AKV; APQ	138702	
AEX; AKV; APQ	138419	
AFT	138701	
AFT	138702	
AFT	138419	
AEE; ALM	138701	
AEE; ALM	138702	
AEE; ALM	138419	
1F	138702	138007
1F	138415	138007
1F	138419	138007
ALZ	138704	138420
ALZ	138425	138420
CDHA		133058
CDHB		133058
BWE		133064
BWE		133059
CDND		133058
ALZ	138704	138420
ALZ	138425	138420
CDHA		133058
CDHB		133058
BWE		133064
BWE		133059
CDND		133058
021 A 1000		138002
021 A 1000		138002
021 A 2000		138002
146 A 000		138002
09 NCA; 146 A 000		138002
AAU	138701	
AAU	138702	
AAU	138419	
AER	138701	
AER	138702	
AER	138419	
2G; AAV	138701	
2G; AAV	138702	
2G; AAV	138419	
ABD; AEX; AKV; APQ	138701	
ABD; AEX; AKV; APQ	138702	
ABD; AEX; AKV; APQ	138419	
AFH	138701	
AFH	138702	
AFH	138419	
ABU; AEE; ALM	138701	
ABU; AEE; ALM	138702	
ABU; AEE; ALM	138419	
AFT	138701	
AFT	138702	

Anwendungsliste

Application List



	Model	Type	Model year	ccm	Output	Cylinder
SEAT	IBIZA II (6K1)	1.6 i	04.1996 - 08.1999	1595	KW 74 / PS 101	4
SEAT	IBIZA II (6K1)	1.6 i	09.1994 - 06.1999	1595	KW 55 / PS 75	4
SEAT	IBIZA II (6K1)	1.6 i	09.1994 - 06.1999	1595	KW 55 / PS 75	4
SEAT	IBIZA II (6K1)	1.6 i	09.1994 - 06.1999	1595	KW 55 / PS 75	4
SEAT	IBIZA II (6K1)	1.8 i	03.1993 - 08.1999	1781	KW 66 / PS 90	4
SEAT	IBIZA II (6K1)	1.8 i	03.1993 - 08.1999	1781	KW 66 / PS 90	4
SEAT	IBIZA II (6K1)	1.8 i	03.1993 - 08.1999	1781	KW 66 / PS 90	4
SEAT	IBIZA II (6K1)	1.8 i 16V	11.1993 - 08.1996	1781	KW 95 / PS 129	4
SEAT	IBIZA II (6K1)	1.8 i 16V	11.1993 - 08.1996	1781	KW 95 / PS 129	4
SEAT	IBIZA II (6K1)	2.0 i	03.1993 - 08.1999	1984	KW 85 / PS 115	4
SEAT	IBIZA II (6K1)	2.0 i	03.1993 - 08.1999	1984	KW 85 / PS 115	4
SEAT	IBIZA II (6K1)	2.0 i	03.1993 - 08.1999	1984	KW 85 / PS 115	4
SEAT	IBIZA II (6K1)	2.0 i 16V	08.1996 - 08.1999	1984	KW 110 / PS 150	4
SEAT	IBIZA II (6K1)	2.0 i 16V	08.1996 - 08.1999	1984	KW 110 / PS 150	4
SEAT	IBIZA II (6K1)	2.0 i 16V	08.1996 - 08.1999	1984	KW 110 / PS 150	4
SEAT	IBIZA III (6K1)	1.4	08.1999 - 02.2002	1390	KW 44 / PS 60	4
SEAT	IBIZA III (6K1)	1.4	08.1999 - 02.2002	1390	KW 44 / PS 60	4
SEAT	IBIZA III (6K1)	1.4	08.1999 - 02.2002	1390	KW 44 / PS 60	4
SEAT	IBIZA III (6K1)	1.4	08.1999 - 02.2002	1390	KW 44 / PS 60	4
SEAT	IBIZA III (6K1)	1.6	08.1999 - 02.2002	1595	KW 74 / PS 101	4
SEAT	IBIZA III (6K1)	1.6	08.1999 - 02.2002	1595	KW 74 / PS 101	4
SEAT	IBIZA III (6K1)	1.6	08.1999 - 02.2002	1598	KW 55 / PS 75	4
SEAT	IBIZA III (6K1)	1.6	08.1999 - 02.2002	1598	KW 55 / PS 75	4
SEAT	IBIZA III (6K1)	1.6	08.1999 - 02.2002	1598	KW 55 / PS 75	4
SEAT	IBIZA III (6K1)	1.0	08.1999 - 02.2002	999	KW 37 / PS 50	4
SEAT	IBIZA III (6K1)	1.0	08.1999 - 02.2002	999	KW 37 / PS 50	4
SEAT	IBIZA III (6K1)	1.0 16V	10.1999 - 02.2002	999	KW 51 / PS 69	4
SEAT	IBIZA III (6K1)	1.0 16V	10.1999 - 02.2002	999	KW 51 / PS 69	4
SEAT	IBIZA III (6K1)	1.0 16V	10.1999 - 02.2002	999	KW 51 / PS 69	4
SEAT	IBIZA III (6K1)	1.4 16V	05.2000 - 02.2002	1390	KW 55 / PS 75	4
SEAT	IBIZA III (6K1)	1.4 16V	05.2000 - 02.2002	1390	KW 55 / PS 75	4
SEAT	IBIZA III (6K1)	1.4 16V	08.1999 - 02.2002	1390	KW 74 / PS 100	4
SEAT	IBIZA III (6K1)	1.4 16V	08.1999 - 02.2002	1390	KW 74 / PS 100	4
SEAT	IBIZA III (6K1)	1.4 16V	08.1999 - 02.2002	1390	KW 74 / PS 100	4
SEAT	IBIZA III (6K1)	1.4 16V	08.1999 - 02.2002	1390	KW 74 / PS 100	4
SEAT	IBIZA III (6K1)	1.4 16V	08.1999 - 02.2002	1390	KW 74 / PS 100	4
SEAT	IBIZA III (6K1)	1.4 16V	08.1999 - 02.2002	1390	KW 74 / PS 100	4
SEAT	IBIZA III (6K1)	1.4 16V	08.1999 - 02.2002	1390	KW 74 / PS 100	4
SEAT	IBIZA III (6K1)	1.4 16V	08.1999 - 02.2002	1390	KW 74 / PS 100	4
SEAT	IBIZA III (6K1)	1.8 T 20V Cupra	07.2000 - 02.2002	1781	KW 115 / PS 156	4
SEAT	IBIZA IV (6L1)	1.2	02.2002 - 06.2006	1198	KW 47 / PS 64	3
SEAT	IBIZA IV (6L1)	1.2 12V	05.2006 - 11.2009	1198	KW 51 / PS 70	3
SEAT	IBIZA IV (6L1)	1.4 16V	02.2002 - 11.2009	1390	KW 74 / PS 100	4
SEAT	IBIZA IV (6L1)	1.4 16V	02.2002 - 11.2009	1390	KW 74 / PS 100	4
SEAT	IBIZA IV (6L1)	1.4 16V	02.2002 - 11.2009	1390	KW 74 / PS 100	4
SEAT	IBIZA IV (6L1)	1.4 16V	02.2002 - 12.2007	1390	KW 55 / PS 75	4
SEAT	IBIZA IV (6L1)	1.4 16V	05.2006 - 11.2009	1390	KW 63 / PS 86	4
SEAT	IBIZA IV (6L1)	1.6 16V	11.2006 - 11.2009	1598	KW 77 / PS 105	4
SEAT	IBIZA IV (6L1)	1.8 T Cupra R	01.2004 - 02.2008	1781	KW 132 / PS 180	4
SEAT	IBIZA IV (6L1)	1.8 T FR	12.2003 - 05.2008	1781	KW 110 / PS 150	4
SEAT	IBIZA IV (6L1)	2.0	04.2002 - 11.2009	1984	KW 85 / PS 116	4
SEAT	IBIZA IV (6L1)	2.0	04.2002 - 11.2009	1984	KW 85 / PS 116	4
SEAT	IBIZA V (6J5)	1.2	07.2009 -	1198	KW 44 / PS 60	3
SEAT	IBIZA V (6J5)	1.2	03.2008 -	1198	KW 51 / PS 70	3
SEAT	IBIZA V (6J5)	1.4	03.2008 -	1390	KW 63 / PS 85	4
SEAT	IBIZA V (6J5)	1.6	05.2008 -	1598	KW 77 / PS 105	4
SEAT	IBIZA V (6J5)	1.2 TSI	09.2010 -	1197	KW 77 / PS 105	4
SEAT	IBIZA V (6J5)	1.2 TSI	08.2012 -	1197	KW 63 / PS 86	4
SEAT	IBIZA V (6J5)	1.4 TSI	06.2009 -	1390	KW 110 / PS 150	4
SEAT	IBIZA V SPORTCOUPE (6J1)	1.2	07.2008 -	1198	KW 51 / PS 70	3
SEAT	IBIZA V SPORTCOUPE (6J1)	1.2	07.2009 -	1198	KW 44 / PS 60	3
SEAT	IBIZA V SPORTCOUPE (6J1)	1.4	07.2008 -	1390	KW 63 / PS 85	4
SEAT	IBIZA V SPORTCOUPE (6J1)	1.2 TSI	09.2010 -	1197	KW 77 / PS 105	4
SEAT	IBIZA V SPORTCOUPE (6J1)	1.4 TSI	06.2009 -	1390	KW 110 / PS 150	4
SEAT	IBIZA V SPORTCOUPE (6J1)	1.4 TSI Cupra	06.2009 -	1390	KW 132 / PS 180	4
SEAT	IBIZA V ST (6J8)	1.2	05.2010 -	1198	KW 44 / PS 60	3
SEAT	IBIZA V ST (6J8)	1.2	05.2010 -	1198	KW 51 / PS 70	3
SEAT	IBIZA V ST (6J8)	1.4	03.2010 -	1390	KW 63 / PS 85	4


Engine code



AFT	138419		
1F	138702	138007	
1F	138415	138007	
1F	138419	138007	
ABS; ACC; ADZ	138701		
ABS; ACC; ADZ	138702		
ABS; ACC; ADZ	138419		
ADL	138701		
ADL	138702		
2E; AGG	138701		
2E; AGG	138702		
2E; AGG	138419		
ABF	138701		
ABF	138702		
ABF	138419		
AKK; ANW; AUD	138701	138420	
AKK; ANW; AUD	138702	138420	
AKK; ANW; AUD	138704	138420	
AKK; ANW; AUD	138425	138420	
AEH; AKL; APF; AUR	138704	138420	
AEH; AKL; APF; AUR	138425	138420	
ALM	138702	138007	
ALM	138415	138007	
ALM	138419	138007	
ALD; ANV; AUC	138704	138420	
ALD; ANV; AUC	138425	138420	
AST; AVZ	138702	138007	
AST; AVZ	138415	138007	
AST; AVZ	138419	138007	
APE; AUA	138704	138420	
APE; AUA	138425	138420	
AQQ; AUB	138702	138007	
AQQ; AUB	138704	138007	
AQQ; AUB	138415	138007	
AQQ; AUB	138419	138007	
AQQ; AUB	138425	138007	
AQQ; AUB	138702	138420	
AQQ; AUB	138704	138420	
AQX; AYP	133806		
AZQ; BME	133807		
BXV	133807		
AUB; BBZ	133807	138420	
AUB; BBZ	138704	138420	
AUB; BBZ	138425	138420	
BBY; BKY	133807		
BXW	133807		
BTS	133807		
BBU; BLZ	133806		
BJX; BKV	133806		
AZL; BBX	138704	138420	
AZL; BBX	138425	138420	
CGPB	133807		
BZG; CGPA	133807		
BXW; CGGB	133807		
BTS	133807		
CBZB			133058
CBZA			133071
CAVF; CNUB; CTHF; CTJB	133807		133058
BZG; CGPA	133807		
CGPB	133807		
BXW; CGGB	133807		
CBZB			133058
CAVF; CNUB; CTHF; CTJB	133807		133058
CAVE; CTHE; CTJC	133807		133058
CGPB	133807		
CGPA	133807		
CGGB	133807		

Anwendungsliste

Application List

	Model	Type	Model year	ccm	Output	Cylinder
SEAT	IBIZA V ST (6J8)	1.2 TSI	09.2010 -	1197	KW 77 / PS 105	4
SEAT	IBIZA V ST (6J8)	1.2 TSI	09.2012 -	1197	KW 63 / PS 86	4
SEAT	INCA (6K9)	1.4 16V	04.2000 - 06.2003	1390	KW 55 / PS 75	4
SEAT	INCA (6K9)	1.4 16V	04.2000 - 06.2003	1390	KW 55 / PS 75	4
SEAT	INCA (6K9)	1.4 i	11.1995 - 06.2003	1390	KW 44 / PS 60	4
SEAT	INCA (6K9)	1.4 i	11.1995 - 06.2003	1390	KW 44 / PS 60	4
SEAT	INCA (6K9)	1.4 i	11.1995 - 06.2003	1390	KW 44 / PS 60	4
SEAT	INCA (6K9)	1.4 i	11.1995 - 06.2003	1390	KW 44 / PS 60	4
SEAT	INCA (6K9)	1.4 i	11.1995 - 06.2003	1390	KW 44 / PS 60	4
SEAT	INCA (6K9)	1.6 i	11.1995 - 05.1998	1595	KW 55 / PS 75	4
SEAT	INCA (6K9)	1.6 i	11.1995 - 05.1998	1595	KW 55 / PS 75	4
SEAT	INCA (6K9)	1.6 i	11.1995 - 05.1998	1595	KW 55 / PS 75	4
SEAT	INCA (6K9)	1.6 i	06.1997 - 09.2000	1598	KW 55 / PS 75	4
SEAT	INCA (6K9)	1.6 i	06.1997 - 09.2000	1598	KW 55 / PS 75	4
SEAT	INCA (6K9)	1.6 i	06.1997 - 09.2000	1598	KW 55 / PS 75	4
SEAT	LEON (1M1)	1.6	11.1999 - 06.2006	1595	KW 74 / PS 100	4
SEAT	LEON (1M1)	1.6	11.1999 - 06.2006	1595	KW 74 / PS 100	4
SEAT	LEON (1M1)	1.6	10.2005 - 06.2006	1595	KW 75 / PS 102	4
SEAT	LEON (1M1)	1.6	10.2005 - 06.2006	1595	KW 75 / PS 102	4
SEAT	LEON (1M1)	1.4 16V	11.1999 - 06.2006	1390	KW 55 / PS 75	4
SEAT	LEON (1M1)	1.4 16V	11.1999 - 06.2006	1390	KW 55 / PS 75	4
SEAT	LEON (1M1)	1.4 16V	11.1999 - 06.2006	1390	KW 55 / PS 75	4
SEAT	LEON (1M1)	1.6 16 V	09.2000 - 06.2006	1598	KW 77 / PS 105	4
SEAT	LEON (1M1)	1.6 16 V	09.2000 - 06.2006	1598	KW 77 / PS 105	4
SEAT	LEON (1M1)	1.6 16 V	09.2000 - 06.2006	1598	KW 77 / PS 105	4
SEAT	LEON (1M1)	1.8 20V	11.1999 - 06.2006	1781	KW 92 / PS 125	4
SEAT	LEON (1M1)	1.8 20V	11.1999 - 06.2006	1781	KW 92 / PS 125	4
SEAT	LEON (1M1)	1.8 20V T	11.1999 - 06.2006	1781	KW 132 / PS 180	4
SEAT	LEON (1M1)	1.8 20V T 4	11.1999 - 06.2006	1781	KW 132 / PS 180	4
SEAT	LEON (1M1)	1.8 20V T 4	11.1999 - 06.2006	1781	KW 132 / PS 180	4
SEAT	LEON (1M1)	1.8 T Cupra R	02.2002 - 06.2006	1781	KW 154 / PS 209	4
SEAT	LEON (1M1)	1.8 T Cupra R	07.2003 - 06.2006	1781	KW 165 / PS 225	4
SEAT	LEON (1M1)	2.8 Cupra 4	02.2001 - 06.2006	2792	KW 150 / PS 204	6
SEAT	LEON (1M1)	2.8 Cupra 4	02.2001 - 06.2006	2792	KW 150 / PS 204	6
SEAT	LEON (1P1)	1.6	07.2005 -	1595	KW 75 / PS 102	4
SEAT	LEON (1P1)	1.6	07.2005 -	1595	KW 75 / PS 102	4
SEAT	LEON (1P1)	1.2 TSI	02.2010 -	1197	KW 77 / PS 105	4
SEAT	LEON (1P1)	1.4 16V	06.2006 -	1390	KW 63 / PS 86	4
SEAT	LEON (1P1)	1.4 TSI	11.2007 -	1390	KW 92 / PS 125	4
SEAT	LEON (1P1)	1.8 TSI	06.2007 -	1798	KW 118 / PS 160	4
SEAT	LEON (1P1)	2.0 Cupra R	09.2009 -	1984	KW 195 / PS 265	4
SEAT	LEON (1P1)	2.0 Cupra R	09.2009 -	1984	KW 195 / PS 265	4
SEAT	LEON (1P1)	2.0 FSI	07.2005 - 05.2010	1984	KW 110 / PS 150	4
SEAT	LEON (1P1)	2.0 TFSI	09.2005 - 05.2006	1984	KW 136 / PS 185	4
SEAT	LEON (1P1)	2.0 TFSI	05.2005 - 03.2009	1984	KW 147 / PS 200	4
SEAT	LEON (1P1)	2.0 TFSI	05.2005 - 03.2009	1984	KW 147 / PS 200	4
SEAT	LEON (1P1)	2.0 TFSI	11.2006 -	1984	KW 177 / PS 240	4
SEAT	LEON (1P1)	2.0 TFSI	11.2006 -	1984	KW 177 / PS 240	4
SEAT	LEON (1P1)	2.0 TFSI	06.2009 -	1984	KW 155 / PS 211	4
SEAT	MALAGA (023A)	1.2	05.1985 - 12.1993	1193	KW 44 / PS 60	4
SEAT	MALAGA (023A)	1.2	11.1984 - 12.1993	1193	KW 47 / PS 64	4
SEAT	MALAGA (023A)	1.5	05.1985 - 12.1993	1461	KW 63 / PS 85	4
SEAT	Mii (KF1_)	1.0	10.2011 -	999	KW 44 / PS 60	3
SEAT	Mii (KF1_)	1.0	10.2011 -	999	KW 55 / PS 75	3
SEAT	Mii (KF1_)	1.0 EcoFuel	11.2012 -	999	KW 50 / PS 68	3
SEAT	RONDA (022A)	1.2	10.1984 - 12.1986	1193	KW 44 / PS 60	4
SEAT	RONDA (022A)	1.5	09.1984 - 12.1986	1461	KW 63 / PS 85	4
SEAT	TOLEDO I (1L)	1.6 i	05.1991 - 03.1999	1595	KW 54 / PS 73	4
SEAT	TOLEDO I (1L)	1.6 i	05.1991 - 03.1999	1595	KW 54 / PS 73	4
SEAT	TOLEDO I (1L)	1.6 i	05.1991 - 03.1999	1595	KW 54 / PS 73	4
SEAT	TOLEDO I (1L)	1.6 i	05.1991 - 03.1999	1595	KW 54 / PS 73	4
SEAT	TOLEDO I (1L)	1.6 i	05.1991 - 12.1993	1595	KW 52 / PS 71	4
SEAT	TOLEDO I (1L)	1.6 i	05.1991 - 12.1993	1595	KW 52 / PS 71	4
SEAT	TOLEDO I (1L)	1.6 i	05.1991 - 12.1993	1595	KW 52 / PS 71	4
SEAT	TOLEDO I (1L)	1.6 i	01.1993 - 03.1999	1595	KW 55 / PS 75	4
SEAT	TOLEDO I (1L)	1.6 i	01.1993 - 03.1999	1595	KW 55 / PS 75	4


Engine code



CBZB		133058
CBZA		133071
AUA	138704	138420
AUA	138425	138420
AEX; AKV; APQ; AUD	138701	138420
AEX; AKV; APQ; AUD	138702	138420
AEX; AKV; APQ; AUD	138704	138420
AEX; AKV; APQ; AUD	138419	138420
AEX; AKV; APQ; AUD	138425	138420
1F	138701	
1F	138702	
1F	138419	
AEE; ALM	138702	138007
AEE; ALM	138415	138007
AEE; ALM	138419	138007
AEH; AKL; APF	138704	138420
AEH; AKL; APF	138425	138420
BFQ; BGU	138704	138420
BFQ; BGU	138425	138420
AHW; APE; AUA; AXP; BCA	133807	138420
AHW; APE; AUA; AXP; BCA	138704	138420
AHW; APE; AUA; AXP; BCA	138425	138420
ATN; AUS; AZD; BCB	133807	138420
ATN; AUS; AZD; BCB	138704	138420
ATN; AUS; AZD; BCB	138425	138420
AGN; APG	138704	138420
AGN; APG	138425	138420
APP; AUQ	133806	
AJQ; ARY	133805	
AJQ; ARY	133806	
AMK	133806	
BAM	133806	
AUE	138708	
AUE	138437	
BSE; BSF; CCSA; CMXA	138704	138420
BSE; BSF; CCSA; CMXA	138425	138420
CBZB		133058
BXW; CGGB	133807	
CAXC	133807	133058
BZB; CDAA	133836	133058
CDLA		133064
CDLA		133059
BLR; BLY; BVY; BVZ	133836	133061
BWA1	133836	133064
BWA	133836	133064
BWA	133836	133059
BWJ; CDLD	133836	133064
BWJ; CDLD	133836	133059
CCZB		133058
021 A 1000		138002
021 A 1000		138002
021 A 2000		138002
CHYA	133894	
CHYB	133894	
CPGA	133894	
021 A 1000		138002
021 A 2000		138002
1F; ABN; EZ	138701	138004
1F; ABN; EZ	138702	138004
1F; ABN; EZ	138416	138004
1F; ABN; EZ	138419	138004
1F	138701	138004
1F	138702	138004
1F	138416	138004
1F	138419	138004
1F	138701	
1F	138702	

Anwendungsliste

Application List

	Model	Type	Model year	ccm	Output	Cylinder
SEAT	TOLEDO I (1L)	1.6 i	01.1993 - 03.1999	1595	KW 55 / PS 75	4
SEAT	TOLEDO I (1L)	1.6 i	11.1996 - 03.1999	1595	KW 74 / PS 101	4
SEAT	TOLEDO I (1L)	1.6 i	11.1996 - 03.1999	1595	KW 74 / PS 101	4
SEAT	TOLEDO I (1L)	1.6 i	11.1996 - 03.1999	1595	KW 74 / PS 101	4
SEAT	TOLEDO I (1L)	1.8 16V	05.1991 - 03.1999	1781	KW 98 / PS 133	4
SEAT	TOLEDO I (1L)	1.8 16V	05.1991 - 03.1999	1781	KW 92 / PS 125	4
SEAT	TOLEDO I (1L)	1.8 i	05.1991 - 12.1996	1781	KW 65 / PS 88	4
SEAT	TOLEDO I (1L)	1.8 i	11.1993 - 12.1996	1781	KW 66 / PS 90	4
SEAT	TOLEDO I (1L)	1.8 i	11.1993 - 12.1996	1781	KW 66 / PS 90	4
SEAT	TOLEDO I (1L)	1.8 i	11.1993 - 12.1996	1781	KW 66 / PS 90	4
SEAT	TOLEDO I (1L)	2.0 i	05.1991 - 03.1999	1984	KW 85 / PS 115	4
SEAT	TOLEDO I (1L)	2.0 i	05.1991 - 03.1999	1984	KW 85 / PS 115	4
SEAT	TOLEDO I (1L)	2.0 i	05.1991 - 03.1999	1984	KW 85 / PS 115	4
SEAT	TOLEDO I (1L)	2.0 i	05.1991 - 03.1999	1984	KW 85 / PS 115	4
SEAT	TOLEDO I (1L)	2.0 i 16V	11.1993 - 03.1999	1984	KW 110 / PS 150	4
SEAT	TOLEDO I (1L)	2.0 i 16V	11.1993 - 03.1999	1984	KW 110 / PS 150	4
SEAT	TOLEDO I (1L)	2.0 i 16V	11.1993 - 03.1999	1984	KW 110 / PS 150	4
SEAT	TOLEDO I (1L)	2.0 i 16V	11.1993 - 03.1999	1984	KW 110 / PS 150	4
SEAT	TOLEDO II (1M2)	1.6	04.1999 - 09.2000	1595	KW 74 / PS 100	4
SEAT	TOLEDO II (1M2)	1.6	04.1999 - 09.2000	1595	KW 74 / PS 100	4
SEAT	TOLEDO II (1M2)	1.6	08.2005 - 05.2006	1595	KW 75 / PS 102	4
SEAT	TOLEDO II (1M2)	1.6	08.2005 - 05.2006	1595	KW 75 / PS 102	4
SEAT	TOLEDO II (1M2)	1.4 16V	07.1999 - 05.2006	1390	KW 55 / PS 75	4
SEAT	TOLEDO II (1M2)	1.4 16V	07.1999 - 05.2006	1390	KW 55 / PS 75	4
SEAT	TOLEDO II (1M2)	1.6 16V	09.2000 - 05.2006	1598	KW 77 / PS 105	4
SEAT	TOLEDO II (1M2)	1.6 16V	09.2000 - 05.2006	1598	KW 77 / PS 105	4
SEAT	TOLEDO II (1M2)	1.6 16V	09.2000 - 05.2006	1598	KW 77 / PS 105	4
SEAT	TOLEDO II (1M2)	1.8 20V	04.1999 - 05.2006	1781	KW 92 / PS 125	4
SEAT	TOLEDO II (1M2)	1.8 20V	04.1999 - 05.2006	1781	KW 92 / PS 125	4
SEAT	TOLEDO II (1M2)	1.8 20VT	05.2001 - 05.2006	1781	KW 132 / PS 180	4
SEAT	TOLEDO III (5P2)	1.6	10.2004 - 05.2009	1595	KW 75 / PS 102	4
SEAT	TOLEDO III (5P2)	1.6	10.2004 - 05.2009	1595	KW 75 / PS 102	4
SEAT	TOLEDO III (5P2)	1.8 TFSI	01.2007 - 05.2009	1798	KW 118 / PS 160	4
SEAT	TOLEDO III (5P2)	2.0 FSI	10.2004 - 05.2009	1984	KW 110 / PS 150	4
SEAT	TOLEDO III (5P2)	2.0 TFSI	11.2005 - 05.2009	1984	KW 147 / PS 200	4
SEAT	TOLEDO III (5P2)	2.0 TFSI	11.2005 - 05.2009	1984	KW 147 / PS 200	4
SEAT	TOLEDO IV (KG3)	1.2 TSI	07.2012 -	1197	KW 63 / PS 86	4
SEAT	TOLEDO IV (KG3)	1.4 TSI	07.2012 -	1390	KW 90 / PS 122	4
SKODA	CITIGO	1.0	10.2011 -	999	KW 44 / PS 60	3
SKODA	CITIGO	1.0	10.2011 -	999	KW 55 / PS 75	3
SKODA	CITIGO	1.0 CNG	11.2012 -	999	KW 50 / PS 68	3
SKODA	FABIA	1.2	12.2006 -	1198	KW 44 / PS 60	3
SKODA	FABIA	1.2	01.2007 -	1198	KW 51 / PS 70	3
SKODA	FABIA	1.4	01.2007 -	1390	KW 63 / PS 86	4
SKODA	FABIA	1.6	04.2007 -	1598	KW 77 / PS 105	4
SKODA	FABIA	1.2 TSI	03.2010 -	1197	KW 77 / PS 105	4
SKODA	FABIA	1.2 TSI	03.2010 -	1197	KW 63 / PS 86	4
SKODA	FABIA	1.2 TSI	03.2010 -	1197	KW 63 / PS 86	4
SKODA	FABIA	1.4 TSI	05.2010 -	1390	KW 132 / PS 180	4
SKODA	FABIA (6Y2)	1.2	08.2002 - 03.2008	1198	KW 40 / PS 54	3
SKODA	FABIA (6Y2)	1.2	08.2002 - 03.2008	1198	KW 40 / PS 54	3
SKODA	FABIA (6Y2)	1.2	01.2003 - 03.2008	1198	KW 47 / PS 64	3
SKODA	FABIA (6Y2)	1.4 16V	12.1999 - 03.2008	1390	KW 74 / PS 100	4
SKODA	FABIA (6Y2)	1.4 16V	12.1999 - 03.2008	1390	KW 74 / PS 100	4
SKODA	FABIA (6Y2)	1.4 16V	12.1999 - 03.2008	1390	KW 74 / PS 100	4
SKODA	FABIA (6Y2)	1.4 16V	12.1999 - 03.2008	1390	KW 55 / PS 75	4
SKODA	FABIA (6Y2)	1.4 16V	12.1999 - 03.2008	1390	KW 55 / PS 75	4
SKODA	FABIA (6Y2)	1.4 16V	12.1999 - 03.2008	1390	KW 55 / PS 75	4
SKODA	FABIA (6Y2)	2.0	12.1999 - 03.2008	1984	KW 85 / PS 116	4
SKODA	FABIA (6Y2)	2.0	12.1999 - 03.2008	1984	KW 85 / PS 116	4
SKODA	FABIA Combi	1.2	10.2007 -	1198	KW 51 / PS 70	3
SKODA	FABIA Combi	1.2	10.2007 -	1198	KW 44 / PS 60	3
SKODA	FABIA Combi	1.4	10.2007 -	1390	KW 63 / PS 86	4
SKODA	FABIA Combi	1.6	10.2007 -	1598	KW 77 / PS 105	4
SKODA	FABIA Combi	1.2 TSI	03.2010 -	1197	KW 77 / PS 105	4
SKODA	FABIA Combi	1.2 TSI	03.2010 -	1197	KW 63 / PS 86	4

Engine code



1F	138419	138004	
AFT	138701		
AFT	138702		
AFT	138419		
KR	138416		
PL	138416	138004	
RP	138416	138004	
ABS; ACC; ADZ	138701		
ABS; ACC; ADZ	138702		
ABS; ACC; ADZ	138416		
ABS; ACC; ADZ	138419		
2E; AGG	138701		
2E; AGG	138702		
2E; AGG	138416		
2E; AGG	138419		
ABF	138701		
ABF	138702		
ABF	138416		
ABF	138419		
AEH; AKL; APF	138704	138420	
AEH; AKL; APF	138425	138420	
BFQ	138704	138420	
BFQ	138425	138420	
AHW; APE; AUA; AXP; BCA	138704	138420	
AHW; APE; AUA; AXP; BCA	138425	138420	
AUS; AZD; BCB	133807	138420	
AUS; AZD; BCB	138704	138420	
AUS; AZD; BCB	138425	138420	
AGN; APG	138704	138420	
AGN; APG	138425	138420	
APP; AUQ	133806		
BGU; BSE; BSF; CCSA	138704	138420	
BGU; BSE; BSF; CCSA	138425	138420	
BYT; BZB; CDAA			133058
BLR; BLY; BVY; BVZ	133836		133061
BWA	133836		133064
BWA	133836		133059
CBZA			133071
CAXA			133071
CHYA	133894		
CHYB	133894		
CPGA	133894		
BBM; CHFA	133812		
BZG; CEVA; CGPA; CHTA	133807		
BXW; CGGB	133807		
BTS; CFNA	133807		
CBZB			133058
CBZA			133071
CBZA			133058
CAVE; CTHE	133807		133058
AWY; BMD	133807		
AWY; BMD	133812		
AZQ; BME	133807		
AUB; BBZ	133807	138420	
AUB; BBZ	138704	138420	
AUB; BBZ	138425	138420	
AUA; BBY; BKY	133807	138420	
AUA; BBY; BKY	138704	138420	
AUA; BBY; BKY	138425	138420	
AQY; AZL	138704	138420	
AQY; AZL	138425	138420	
BZG; CEVA; CGPA; CHTA	133807		
BBM; CHFA	133812		
BXW; CGGB	133807		
BTS; CFNA	133807		
CBZB			133058
CBZA			133071

Anwendungsliste

Application List



	Model	Type	Model year	ccm	Output	Cylinder
SKODA	FABIA Combi	1.2 TSI	03.2010 -	1197	KW 63 / PS 86	4
SKODA	FABIA Combi	1.4 TSI	05.2010 -	1390	KW 132 / PS 180	4
SKODA	FABIA Combi (6Y5)	1.2	01.2003 - 12.2007	1198	KW 47 / PS 64	3
SKODA	FABIA Combi (6Y5)	1.2	07.2001 - 12.2007	1198	KW 40 / PS 54	3
SKODA	FABIA Combi (6Y5)	1.4	04.2000 - 03.2003	1397	KW 44 / PS 60	4
SKODA	FABIA Combi (6Y5)	1.4	04.2000 - 03.2003	1397	KW 44 / PS 60	4
SKODA	FABIA Combi (6Y5)	1.4 16V	05.2000 - 12.2007	1390	KW 55 / PS 75	4
SKODA	FABIA Combi (6Y5)	1.4 16V	05.2000 - 12.2007	1390	KW 55 / PS 75	4
SKODA	FABIA Combi (6Y5)	1.4 16V	05.2000 - 12.2007	1390	KW 55 / PS 75	4
SKODA	FABIA Combi (6Y5)	1.4 16V	04.2000 - 12.2007	1390	KW 74 / PS 100	4
SKODA	FABIA Combi (6Y5)	1.4 16V	04.2000 - 12.2007	1390	KW 74 / PS 100	4
SKODA	FABIA Combi (6Y5)	1.4 16V	04.2000 - 12.2007	1390	KW 74 / PS 100	4
SKODA	FABIA Combi (6Y5)	1.4 16V	04.2006 - 12.2007	1390	KW 59 / PS 80	4
SKODA	FABIA Combi (6Y5)	2.0	04.2000 - 12.2007	1984	KW 85 / PS 116	4
SKODA	FABIA Combi (6Y5)	2.0	04.2000 - 12.2007	1984	KW 85 / PS 116	4
SKODA	FABIA Praktik	1.2	01.2003 - 12.2007	1198	KW 47 / PS 64	3
SKODA	FABIA Praktik	1.2	07.2001 - 12.2007	1198	KW 40 / PS 54	3
SKODA	FABIA Stufenheck (6Y3)	1.2	01.2003 - 12.2007	1198	KW 47 / PS 64	3
SKODA	FABIA Stufenheck (6Y3)	1.2	07.2001 - 12.2007	1198	KW 40 / PS 54	3
SKODA	FABIA Stufenheck (6Y3)	1.4 16V	10.1999 - 12.2007	1390	KW 55 / PS 75	4
SKODA	FABIA Stufenheck (6Y3)	1.4 16V	10.1999 - 12.2007	1390	KW 55 / PS 75	4
SKODA	FABIA Stufenheck (6Y3)	1.4 16V	10.1999 - 12.2007	1390	KW 55 / PS 75	4
SKODA	FABIA Stufenheck (6Y3)	1.4 16V	12.1999 - 12.2007	1390	KW 74 / PS 100	4
SKODA	FABIA Stufenheck (6Y3)	1.4 16V	12.1999 - 12.2007	1390	KW 74 / PS 100	4
SKODA	FABIA Stufenheck (6Y3)	1.4 16V	12.1999 - 12.2007	1390	KW 74 / PS 100	4
SKODA	FABIA Stufenheck (6Y3)	1.4 16V	12.1999 - 12.2007	1390	KW 74 / PS 100	4
SKODA	FABIA Stufenheck (6Y3)	1.4 16V	04.2006 - 12.2007	1390	KW 59 / PS 80	4
SKODA	FABIA Stufenheck (6Y3)	2.0	12.1999 - 12.2007	1984	KW 85 / PS 116	4
SKODA	FABIA Stufenheck (6Y3)	2.0	12.1999 - 12.2007	1984	KW 85 / PS 116	4
SKODA	FAVORIT (781)	1.3	01.1994 - 09.1994	1289	KW 50 / PS 68	4
SKODA	FAVORIT (781)	1.3	01.1994 - 09.1994	1289	KW 50 / PS 68	4
SKODA	FAVORIT (781)	1.3	01.1994 - 09.1994	1289	KW 50 / PS 68	4
SKODA	FAVORIT (781)	1.3 135	10.1990 - 09.1994	1289	KW 44 / PS 60	4
SKODA	FAVORIT (781)	1.3 135	10.1990 - 09.1994	1289	KW 44 / PS 60	4
SKODA	FAVORIT (781)	1.3 135	10.1990 - 09.1994	1289	KW 44 / PS 60	4
SKODA	FAVORIT (781)	1.3 135	12.1991 - 09.1994	1289	KW 42 / PS 57	4
SKODA	FAVORIT (781)	1.3 135	12.1991 - 09.1994	1289	KW 42 / PS 57	4
SKODA	FAVORIT (781)	1.3 135	12.1991 - 09.1994	1289	KW 42 / PS 57	4
SKODA	FAVORIT (781)	1.3 135	12.1991 - 09.1994	1289	KW 42 / PS 57	4
SKODA	FAVORIT (781)	1.3 135	12.1991 - 09.1994	1289	KW 43 / PS 58	4
SKODA	FAVORIT (781)	1.3 135	12.1991 - 09.1994	1289	KW 43 / PS 58	4
SKODA	FAVORIT (781)	1.3 135	12.1991 - 09.1994	1289	KW 43 / PS 58	4
SKODA	FAVORIT (781)	1.3 135	12.1991 - 09.1994	1289	KW 43 / PS 58	4
SKODA	FAVORIT (781)	1.3 135 X,LX,GLX	01.1990 - 09.1994	1289	KW 40 / PS 54	4
SKODA	FAVORIT (781)	1.3 135 X,LX,GLX	01.1990 - 09.1994	1289	KW 40 / PS 54	4
SKODA	FAVORIT (781)	1.3 135 X,LX,GLX	01.1990 - 09.1994	1289	KW 40 / PS 54	4
SKODA	FAVORIT (781)	1.3 135L	05.1989 - 09.1994	1289	KW 43 / PS 58	4
SKODA	FAVORIT (781)	1.3 135L	05.1989 - 09.1994	1289	KW 43 / PS 58	4
SKODA	FAVORIT (781)	1.3 135L	05.1989 - 09.1994	1289	KW 43 / PS 58	4
SKODA	FAVORIT Forman (785)	1.3	12.1991 - 06.1995	1289	KW 44 / PS 60	4
SKODA	FAVORIT Forman (785)	1.3	12.1991 - 06.1995	1289	KW 44 / PS 60	4
SKODA	FAVORIT Forman (785)	1.3	09.1991 - 06.1995	1289	KW 40 / PS 54	4
SKODA	FAVORIT Forman (785)	1.3	09.1991 - 06.1995	1289	KW 40 / PS 54	4
SKODA	FAVORIT Forman (785)	1.3	09.1991 - 06.1995	1289	KW 40 / PS 54	4
SKODA	FAVORIT Forman (785)	1.3	01.1994 - 06.1995	1289	KW 50 / PS 68	4
SKODA	FAVORIT Forman (785)	1.3	01.1994 - 06.1995	1289	KW 50 / PS 68	4
SKODA	FAVORIT Forman (785)	1.3	01.1994 - 06.1995	1289	KW 50 / PS 68	4
SKODA	FAVORIT Pick-up (787)	1.3	12.1992 - 06.1997	1289	KW 50 / PS 68	4
SKODA	FAVORIT Pick-up (787)	1.3	12.1992 - 06.1997	1289	KW 50 / PS 68	4
SKODA	FAVORIT Pick-up (787)	1.3	12.1992 - 06.1997	1289	KW 50 / PS 68	4
SKODA	FAVORIT Pick-up (787)	1.3	12.1992 - 06.1997	1289	KW 40 / PS 54	4
SKODA	FAVORIT Pick-up (787)	1.3	12.1992 - 06.1997	1289	KW 40 / PS 54	4
SKODA	FAVORIT Pick-up (787)	1.3	12.1992 - 06.1997	1289	KW 40 / PS 54	4
SKODA	FAVORIT Pick-up (787)	1.3	12.1992 - 06.1997	1289	KW 40 / PS 54	4
SKODA	FAVORIT Pick-up (787)	1.3	12.1992 - 06.1997	1289	KW 40 / PS 54	4
SKODA	FAVORIT Pick-up (787)	1.3	12.1992 - 06.1997	1289	KW 42 / PS 57	4
SKODA	FAVORIT Pick-up (787)	1.3	12.1992 - 06.1997	1289	KW 42 / PS 57	4
SKODA	FAVORIT Pick-up (787)	1.3	12.1992 - 06.1997	1289	KW 42 / PS 57	4
SKODA	FELICIA I (6U1)	1.3	10.1994 - 03.1998	1289	KW 40 / PS 54	4
SKODA	FELICIA I (6U1)	1.3	10.1994 - 03.1998	1289	KW 40 / PS 54	4

Engine code



CBZA		133058
CAVE; CTHE	133807	133058
AZQ; BME	133807	
AWY; BMD	133812	
AZE; AZF	138704	138420
AZE; AZF	138425	138420
AUA; BBY; BKY	133807	138420
AUA; BBY; BKY	138704	138420
AUA; BBY; BKY	138425	138420
AUB; BBZ	133807	138420
AUB; BBZ	138704	138420
AUB; BBZ	138425	138420
BUD	133807	
AZL	138704	138420
AZL	138425	138420
AZQ; BME	133807	
AWY; BMD	133812	
AZQ; BME	133807	
AWY; BMD	133812	
AUA; BBY; BKY	133807	138420
AUA; BBY; BKY	138704	138420
AUA; BBY; BKY	138425	138420
AUB; BBZ	133807	
AUB; BBZ	138704	
AUB; BBZ	138425	138420
BUD	133807	
AZL	138704	138420
AZL	138425	138420
136B	138701	
136B	138702	
136B	138419	
781.135	138701	
781.135	138702	
781.135	138419	
781.135	138701	
781.135	138702	
781.135	138419	
781.135	138701	
781.135	138702	
781.135	138419	
781.135E	138701	
781.135E	138702	
781.135E	138419	
781.135	138701	
781.135	138702	
781.135	138419	
781.135	138702	
781.135	138419	
781.135E	138701	
781.135E	138702	
781.135E	138419	
136B	138701	
136B	138702	
136B	138419	
136B	138701	
136B	138702	
136B	138419	
135B	138701	
135B	138702	
135B	138415	
135B	138419	138007
781.135	138701	
781.135	138702	
781.135	138415	
781.135	138419	138007
135B; AMG	138701	
135B; AMG	138702	


Engine code



135B; AMG	138419	
136B; AMH	138701	
136B; AMH	138702	
136B; AMH	138419	
135 L; AMJ	138701	138007
135 L; AMJ	138702	138007
135 L; AMJ	138415	138007
135 L; AMJ	138419	138007
AEE; EA111	138701	
AEE; EA111	138702	
AEE; EA111	138419	
136B; 136M	138701	
136B; 136M	138702	
136B; 136M	138419	
135B; 135M	138701	
135B; 135M	138702	
135B; 135M	138419	
AEE	138701	
AEE	138702	
AEE	138419	
135 L; AMJ	138701	138007
135 L; AMJ	138702	138007
135 L; AMJ	138415	138007
135 L; AMJ	138419	138007
135B; AMG	138701	
135B; AMG	138702	
135B; AMG	138419	
136B; AMH	138701	
136B; AMH	138702	
136B; AMH	138419	
AEE	138701	
AEE	138702	
AEE	138419	
AMG	133824	
AMG	138701	
AMG	138702	
AMG	138419	
AMH	133824	
AMH	138701	
AMH	138702	
AMH	138419	
AMJ	133824	
AMJ	138701	
AEE	133824	
AEE	138701	
AEE	138702	
AEE	138415	
AEE	138419	138007
AMH	133824	
AMH	138701	
AMH	138702	
AMH	138419	
AEE	133824	138007
AEE	138701	138007
AEE	138702	138007
AEE	138415	138007
AEE	138419	138007
AEE	138701	
AEE	138702	
AEE	138419	
AEH; AKL	138704	138420
AEH; AKL	138425	138420
AVU; BFQ	138704	
AVU; BFQ	138425	138420
AGN	138704	138420
AGN	138425	138420
AXP; BCA	133807	

Anwendungsliste

Application List

	Model	Type	Model year	ccm	Output	Cylinder
SKODA	OCTAVIA (1U2)	1.4 16V	09.2000 - 12.2010	1390	KW 55 / PS 75	4
SKODA	OCTAVIA (1U2)	1.4 16V	09.2000 - 12.2010	1390	KW 55 / PS 75	4
SKODA	OCTAVIA (1U2)	1.8 T	08.1997 - 12.2010	1781	KW 110 / PS 150	4
SKODA	OCTAVIA (1U2)	1.8 T	08.1997 - 12.2010	1781	KW 110 / PS 150	4
SKODA	OCTAVIA (1U2)	1.8 T	08.1997 - 12.2010	1781	KW 110 / PS 150	4
SKODA	OCTAVIA (1U2)	1.8 T 4x4	05.2001 - 05.2006	1781	KW 110 / PS 150	4
SKODA	OCTAVIA (1U2)	1.8 T 4x4	05.2001 - 05.2006	1781	KW 110 / PS 150	4
SKODA	OCTAVIA (1U2)	2.0	04.1999 - 05.2007	1984	KW 85 / PS 116	4
SKODA	OCTAVIA (1U2)	2.0	04.1999 - 05.2007	1984	KW 85 / PS 116	4
SKODA	OCTAVIA (1U2)	RS 1.8 T	05.2001 - 01.2006	1781	KW 132 / PS 180	4
SKODA	OCTAVIA (1Z3)	1.4	05.2004 - 05.2006	1390	KW 55 / PS 75	4
SKODA	OCTAVIA (1Z3)	1.4	05.2004 - 05.2006	1390	KW 55 / PS 75	4
SKODA	OCTAVIA (1Z3)	1.4	05.2004 - 05.2006	1390	KW 55 / PS 75	4
SKODA	OCTAVIA (1Z3)	1.4	06.2004 -	1390	KW 59 / PS 80	4
SKODA	OCTAVIA (1Z3)	1.6	06.2004 -	1595	KW 75 / PS 102	4
SKODA	OCTAVIA (1Z3)	1.6	06.2004 -	1595	KW 75 / PS 102	4
SKODA	OCTAVIA (1Z3)	1.2 TSI	02.2010 -	1197	KW 77 / PS 105	4
SKODA	OCTAVIA (1Z3)	1.4 TSI	11.2008 -	1390	KW 90 / PS 122	4
SKODA	OCTAVIA (1Z3)	1.4 TSI	11.2008 -	1390	KW 90 / PS 122	4
SKODA	OCTAVIA (1Z3)	1.6 FSI	02.2004 - 10.2008	1598	KW 85 / PS 115	4
SKODA	OCTAVIA (1Z3)	1.8 TSI	03.2009 -	1798	KW 112 / PS 152	4
SKODA	OCTAVIA (1Z3)	1.8 TSI	06.2007 -	1798	KW 118 / PS 160	4
SKODA	OCTAVIA (1Z3)	2.0 FSI	11.2004 -	1984	KW 110 / PS 150	4
SKODA	OCTAVIA (1Z3)	2.0 RS	10.2005 -	1984	KW 147 / PS 200	4
SKODA	OCTAVIA (1Z3)	2.0 RS	10.2005 -	1984	KW 147 / PS 200	4
SKODA	OCTAVIA Combi (1U5)	1.6	07.1998 - 12.2007	1595	KW 74 / PS 101	4
SKODA	OCTAVIA Combi (1U5)	1.6	07.1998 - 12.2007	1595	KW 74 / PS 101	4
SKODA	OCTAVIA Combi (1U5)	1.6	07.1998 - 09.2004	1598	KW 55 / PS 75	4
SKODA	OCTAVIA Combi (1U5)	1.6	07.1998 - 09.2004	1598	KW 55 / PS 75	4
SKODA	OCTAVIA Combi (1U5)	1.6	07.1998 - 09.2004	1598	KW 55 / PS 75	4
SKODA	OCTAVIA Combi (1U5)	1.6	07.1998 - 09.2004	1598	KW 55 / PS 75	4
SKODA	OCTAVIA Combi (1U5)	1.6	09.2000 - 12.2010	1595	KW 75 / PS 102	4
SKODA	OCTAVIA Combi (1U5)	1.6	09.2000 - 12.2010	1595	KW 75 / PS 102	4
SKODA	OCTAVIA Combi (1U5)	1.4 16V	08.2000 - 12.2010	1390	KW 55 / PS 75	4
SKODA	OCTAVIA Combi (1U5)	1.4 16V	08.2000 - 12.2010	1390	KW 55 / PS 75	4
SKODA	OCTAVIA Combi (1U5)	1.4 16V	08.2000 - 12.2010	1390	KW 55 / PS 75	4
SKODA	OCTAVIA Combi (1U5)	1.8 20V	07.1998 - 07.2000	1781	KW 92 / PS 125	4
SKODA	OCTAVIA Combi (1U5)	1.8 20V	07.1998 - 07.2000	1781	KW 92 / PS 125	4
SKODA	OCTAVIA Combi (1U5)	1.8 T	07.1998 - 12.2010	1781	KW 110 / PS 150	4
SKODA	OCTAVIA Combi (1U5)	1.8 T	07.1998 - 12.2010	1781	KW 110 / PS 150	4
SKODA	OCTAVIA Combi (1U5)	1.8 T	07.1998 - 12.2010	1781	KW 110 / PS 150	4
SKODA	OCTAVIA Combi (1U5)	1.8 T 4x4	05.2001 - 05.2006	1781	KW 110 / PS 150	4
SKODA	OCTAVIA Combi (1U5)	1.8 T 4x4	05.2001 - 05.2006	1781	KW 110 / PS 150	4
SKODA	OCTAVIA Combi (1U5)	2.0	04.1999 - 05.2007	1984	KW 85 / PS 116	4
SKODA	OCTAVIA Combi (1U5)	2.0	04.1999 - 05.2007	1984	KW 85 / PS 116	4
SKODA	OCTAVIA Combi (1U5)	2.0 4x4	08.2000 - 09.2004	1984	KW 85 / PS 116	4
SKODA	OCTAVIA Combi (1U5)	2.0 4x4	08.2000 - 09.2004	1984	KW 85 / PS 116	4
SKODA	OCTAVIA Combi (1U5)	2.0 4x4	08.2000 - 09.2004	1984	KW 85 / PS 116	4
SKODA	OCTAVIA Combi (1U5)	2.0 4x4	08.2000 - 09.2004	1984	KW 85 / PS 116	4
SKODA	OCTAVIA Combi (1U5)	RS 1.8 T	08.2002 - 01.2006	1781	KW 132 / PS 180	4
SKODA	OCTAVIA Combi (1Z5)	1.4	05.2006 -	1390	KW 59 / PS 80	4
SKODA	OCTAVIA Combi (1Z5)	1.6	09.2004 -	1595	KW 75 / PS 102	4
SKODA	OCTAVIA Combi (1Z5)	1.6	09.2004 -	1595	KW 75 / PS 102	4
SKODA	OCTAVIA Combi (1Z5)	1.2 TSI	02.2010 -	1197	KW 77 / PS 105	4
SKODA	OCTAVIA Combi (1Z5)	1.4 TSI	11.2008 -	1390	KW 90 / PS 122	4
SKODA	OCTAVIA Combi (1Z5)	1.4 TSI	11.2008 -	1390	KW 90 / PS 122	4
SKODA	OCTAVIA Combi (1Z5)	1.6 FSI	02.2004 - 10.2008	1598	KW 85 / PS 115	4
SKODA	OCTAVIA Combi (1Z5)	1.8 TSI	03.2009 -	1798	KW 112 / PS 152	4
SKODA	OCTAVIA Combi (1Z5)	1.8 TSI	06.2007 -	1798	KW 118 / PS 160	4
SKODA	OCTAVIA Combi (1Z5)	1.8 TSI 4x4	11.2008 -	1798	KW 118 / PS 160	4
SKODA	OCTAVIA Combi (1Z5)	2.0 FSI	11.2004 -	1984	KW 110 / PS 150	4
SKODA	OCTAVIA Combi (1Z5)	2.0 FSI 4x4	11.2004 -	1984	KW 110 / PS 150	4
SKODA	OCTAVIA Combi (1Z5)	2.0 RS	10.2005 -	1984	KW 147 / PS 200	4
SKODA	OCTAVIA Combi (1Z5)	2.0 RS	10.2005 -	1984	KW 147 / PS 200	4
SKODA	RAPID	1.2	07.2012 -	1198	KW 55 / PS 75	3
SKODA	RAPID	1.2 TSI	07.2012 -	1197	KW 63 / PS 86	4
SKODA	RAPID	1.4 TSI	07.2012 -	1390	KW 90 / PS 122	4
SKODA	ROOMSTER (5J)	1.2	05.2006 - 01.2007	1198	KW 47 / PS 64	3


Engine code



AXP; BCA	138704	138420	
AXP; BCA	138425	138420	
AGU; ARX; ARZ; AUM	133805		
AGU; ARX; ARZ; AUM	133806		
AGU; ARX; ARZ; AUM	133828		
ARX	133805		
ARX	133806		
AEG; APK; AQY; AZH; AZJ	138704	138420	
AEG; APK; AQY; AZH; AZJ	138425	138420	
AUQ	133806		
BCA	133807	138420	
BCA	138704	138420	
BCA	138425	138420	
BUD; CCGA	133807		
BGU; BSE; BSF; CCSA; CMXA	138704	138420	
BGU; BSE; BSF; CCSA; CMXA	138425	138420	
CBZB			133058
CAXA	133807		133071
CAXA	133807		133058
BLF	133807		133060
CDAB			133058
BZB; CDAA			133058
BLR; BLY; BVY; BVZ	133836		133061
BWA; CCZA	133836		133058
BWA; CCZA	133836		133059
AEH; AKL	138704		
AEH; AKL	138425	138420	
AEE	138701	138007	
AEE	138702	138007	
AEE	138415	138007	
AEE	138419	138007	
AVU; BFQ	138704	138420	
AVU; BFQ	138425	138420	
AXP; BCA	133807	138420	
AXP; BCA	138704	138420	
AXP; BCA	138425	138420	
AGN	138704	138420	
AGN	138425	138420	
AGU; ARX; ARZ; AUM	133805		
AGU; ARX; ARZ; AUM	133806		
AGU; ARX; ARZ; AUM	133828		
ARX	133805		
ARX	133806		
AEG; APK; AQY; AZH; AZJ	138704	138420	
AEG; APK; AQY; AZH; AZJ	138425	138420	
AZH; AZJ	138704		
AZH; AZJ	138425		
AZH; AZJ	138438	138420	
AUQ	133806		
BUD; CCGA	133807		
BGU; BSE; BSF; CCSA; CMXA	138704	138420	
BGU; BSE; BSF; CCSA; CMXA	138425	138420	
CBZB			133058
CAXA	133807		133071
CAXA	133807		133058
BLF	133807		133060
CDAB			133058
BZB; CDAA			133058
CDAA			133058
BLR; BLY; BVY; BVZ	133836		133061
BLX; BVX	133836		133061
BWA; CCZA	133836		133058
BWA; CCZA	133836		133059
CGPC	133894		
CBZA			133071
CAXA			133071
BME	133807		

Anwendungsliste

Application List

	Model	Type	Model year	ccm	Output	Cylinder
SKODA	ROOMSTER (5J)	1.2	01.2007 -	1198	KW 51 / PS 70	3
SKODA	ROOMSTER (5J)	1.4	09.2006 -	1390	KW 63 / PS 86	4
SKODA	ROOMSTER (5J)	1.6	09.2006 -	1598	KW 77 / PS 105	4
SKODA	ROOMSTER (5J)	1.2 TSI	03.2010 -	1197	KW 77 / PS 105	4
SKODA	ROOMSTER (5J)	1.2 TSI	03.2010 -	1197	KW 63 / PS 86	4
SKODA	ROOMSTER (5J)	1.2 TSI	03.2010 -	1197	KW 63 / PS 86	4
SKODA	ROOMSTER Praktik (5J)	1.2	03.2007 -	1198	KW 51 / PS 70	3
SKODA	ROOMSTER Praktik (5J)	1.4	03.2007 -	1390	KW 63 / PS 86	4
SKODA	ROOMSTER Praktik (5J)	1.2 TSI	03.2010 -	1197	KW 63 / PS 86	4
SKODA	ROOMSTER Praktik (5J)	1.2 TSI	03.2010 -	1197	KW 63 / PS 86	4
SKODA	SUPERB (3T4)	1.4 TSI	07.2008 -	1390	KW 92 / PS 125	4
SKODA	SUPERB (3T4)	1.8 TSI	03.2009 -	1798	KW 112 / PS 152	4
SKODA	SUPERB (3T4)	1.8 TSI	03.2008 -	1798	KW 118 / PS 160	4
SKODA	SUPERB (3T4)	1.8 TSI 4x4	03.2009 -	1798	KW 112 / PS 152	4
SKODA	SUPERB (3T4)	1.8 TSI 4x4	11.2008 -	1798	KW 118 / PS 160	4
SKODA	SUPERB (3T4)	2.0 TSI	05.2010 -	1984	KW 147 / PS 200	4
SKODA	SUPERB (3U4)	1.8 T	12.2001 - 03.2008	1781	KW 110 / PS 150	4
SKODA	SUPERB (3U4)	2.0	12.2001 - 03.2008	1984	KW 85 / PS 115	4
SKODA	SUPERB (3U4)	2.0	12.2001 - 03.2008	1984	KW 85 / PS 115	4
SKODA	SUPERB (3U4)	2.8 V6	12.2001 - 03.2008	2771	KW 142 / PS 193	6
SKODA	SUPERB Kombi (3T5)	1.4 TSI	10.2009 -	1390	KW 92 / PS 125	4
SKODA	SUPERB Kombi (3T5)	1.8 TSI	10.2009 -	1798	KW 112 / PS 152	4
SKODA	SUPERB Kombi (3T5)	1.8 TSI	10.2009 -	1798	KW 118 / PS 160	4
SKODA	SUPERB Kombi (3T5)	1.8 TSI 4x4	10.2009 -	1798	KW 112 / PS 152	4
SKODA	SUPERB Kombi (3T5)	1.8 TSI 4x4	10.2009 -	1798	KW 118 / PS 160	4
SKODA	SUPERB Kombi (3T5)	2.0 TSI	05.2010 -	1984	KW 147 / PS 200	4
SKODA	YETI (5L)	1.2 TSI	09.2009 -	1197	KW 77 / PS 105	4
SKODA	YETI (5L)	1.4 TSI	06.2010 -	1390	KW 90 / PS 122	4
SKODA	YETI (5L)	1.4 TSI	06.2010 -	1390	KW 90 / PS 122	4
SKODA	YETI (5L)	1.8 TSI 4x4	11.2009 -	1798	KW 112 / PS 152	4
SKODA	YETI (5L)	1.8 TSI 4x4	05.2009 -	1798	KW 118 / PS 160	4
SMART	CABRIO (450)	0.6	03.2000 - 01.2004	599	KW 40 / PS 55	3
SMART	CABRIO (450)	0.6	01.2001 - 01.2004	599	KW 45 / PS 61	3
SMART	CITY-COUCPE (450)	0.6	01.2001 - 01.2004	599	KW 45 / PS 61	3
SSANGYONG	KORANDO (KJ)	3.2	01.1999 -	3199	KW 156 / PS 212	6
SSANGYONG	KORANDO Cabrio (KJ)	3.2	01.1999 -	3199	KW 156 / PS 212	6
SUBARU	FORESTER (SF)	2.0	08.1997 - 09.2002	1994	KW 90 / PS 122	4
SUBARU	FORESTER (SF)	2.0	06.1998 - 09.2002	1994	KW 92 / PS 125	4
SUBARU	FORESTER (SG)	2.5	12.2003 -	2457	KW 155 / PS 211	4
SUBARU	FORESTER (SG)	2.0	09.2002 -	1994	KW 92 / PS 125	4
SUBARU	FORESTER (SG)	2.0 S Turbo	09.2002 -	1994	KW 130 / PS 177	4
SUBARU	FORESTER (SG)	2.0 X	09.2005 -	1994	KW 116 / PS 158	4
SUBARU	FORESTER (SG)	2.5 RX Nato AWD	11.2002 - 08.2005	2457	KW 115 / PS 156	4
SUBARU	IMPREZA Station Wagon (GD, GG)	2.0	12.2000 -	1994	KW 92 / PS 125	4
SUBARU	IMPREZA Station Wagon (GD, GG)	2.0 AWD	10.2005 -	1994	KW 184 / PS 250	4
SUBARU	IMPREZA Station Wagon (GD, GG)	2.0 R	09.2005 -	1994	KW 118 / PS 160	4
SUBARU	IMPREZA Station Wagon (GD, GG)	2.5 WRX	09.2005 -	2457	KW 169 / PS 230	4
SUBARU	IMPREZA Station Wagon (GF)	2.0 16V AWD	06.1998 - 12.2000	1994	KW 92 / PS 125	4
SUBARU	IMPREZA Station Wagon (GF)	2.2 GX AWD	09.1998 - 09.2000	2212	KW 96 / PS 131	4
SUBARU	IMPREZA Station Wagon (GF)	2.2 GX AWD	11.1995 - 08.1998	2212	KW 97 / PS 132	4
SUBARU	IMPREZA Stufenheck (GC)	2.0	09.1998 - 09.2000	1994	KW 92 / PS 125	4
SUBARU	IMPREZA Stufenheck (GC)	2.2 GX AWD	09.1998 - 09.2000	2212	KW 96 / PS 131	4
SUBARU	IMPREZA Stufenheck (GD, GG)	2.5 Allrad	12.2002 - 09.2005	2457	KW 112 / PS 152	4
SUBARU	IMPREZA Stufenheck (GD, GG)	2.5 AWD	03.2001 - 09.2005	2457	KW 130 / PS 177	4
SUBARU	IMPREZA Stufenheck (GD, GG)	2.5 WRX	09.2005 -	2457	KW 169 / PS 230	4
SUBARU	IMPREZA Stufenheck (GD, GG)	2.5 WRX STi	09.2005 -	2457	KW 206 / PS 280	4
SUBARU	LEGACY III (BE, BH)	2.5	10.1998 - 08.2003	2457	KW 115 / PS 156	4
SUBARU	LEGACY III (BE, BH)	2.0	04.1999 - 08.2003	1994	KW 92 / PS 125	4
SUBARU	LEGACY III Station Wagon (BE, BH)	2.5	12.1998 - 08.2003	2457	KW 115 / PS 156	4
SUBARU	LEGACY IV	2.5	09.2003 -	2457	KW 121 / PS 165	4
SUBARU	LEGACY IV	2.0	06.2005 -	1994	KW 121 / PS 165	4
SUBARU	LEGACY IV	3.0 R	09.2003 -	3000	KW 180 / PS 245	6
SUBARU	LEGACY IV Station Wagon (B13_)	2.5	09.2003 -	2457	KW 121 / PS 165	4
SUBARU	LEGACY IV Station Wagon (B13_)	2.0	06.2005 -	1994	KW 121 / PS 165	4
SUBARU	LEGACY IV Station Wagon (B13_)	3.0 R	09.2003 -	3000	KW 180 / PS 245	6
SUBARU	OUTBACK (BE, BH)	2.5	10.2000 - 08.2003	2457	KW 115 / PS 156	4
SUBARU	OUTBACK (BE, BH)	3.0 H6	10.2000 - 08.2003	3000	KW 154 / PS 209	6


Engine code



BZG; CGPA	133807		
BXW; CGGB	133807		
BTS; CFNA	133807		
CBZB			133058
CBZA			133071
CBZA			133058
BZG; CGPA	133807		
BXW; CGGB	133807		
CBZA			133071
CBZA			133058
CAXC	133807		133058
CDAB			133058
BZB; CDAA			133058
CDAB			133058
CDAA			133058
CCZA			133058
AWT	133806		
AZM	138704	138420	
AZM	138425	138420	
AMX	138440		
CAXC	133807		133058
CDAB			133058
CDAA			133058
CDAB			133058
CDAA			133058
CCZA			133058
CBZB			133058
CAXA	133807		133071
CAXA	133807		133058
CDAB			133058
CDAA			133058
M 160 E6AL B03; M 160.920	138710		
M 160 E6AL B05; M 160.920	138710		
M 160 E6AL B05; M 160.920	138710		
M 104.995	133814		
M 104.995	133814		
EJ20	138823		
EJ20	138823		
EJ25	138823		
EJ20	138823		
EJ20	138823		
EJ204	138823		
EJ25	138823		
EJ20	138823		
EJ20; EJ204	138823		
EJ255			137107
EJ20	138823		
EJ22E	138823		
EJ22	138823		
EJ201	138823		
EJ22E	138823		
EJ251	138823		
EJ251	138823		
EJ255			137107
EJ257			137107
EJ25	138823		
EJ20	138823		
EJ25	138823		
EJ25	138823		
EJ20	138823		
EZ30	138823		
EJ25	138823		
EJ20	138823		
EZ30	138823		
EJ25	138823		
EZ30	138823		

Anwendungsliste

Application List

	Model	Type	Model year	ccm	Output	Cylinder
SUBARU	OUTBACK (BL, BP)	2.5	09.2008 - 09.2009	2457	KW 127 / PS 173	4
SUBARU	OUTBACK (BL, BP)	3.0	11.2003 - 09.2009	3000	KW 180 / PS 245	6
SUBARU	TRIBECA (B9)	3.6	09.2007 -	3630	KW 190 / PS 258	6
SUBARU	TRIBECA (B9)	3.0	01.2005 -	2999	KW 184 / PS 250	6
SUBARU	TRIBECA (B9)	3.0	10.2006 -	3000	KW 180 / PS 245	6
SUZUKI	BALENO (EG)	1.8 GTX	03.1996 - 05.2002	1839	KW 89 / PS 121	4
SUZUKI	BALENO Kombi (EG)	1.8 i 16V	08.1996 - 05.2002	1839	KW 89 / PS 121	4
SUZUKI	BALENO Schrägheck (EG)	1.8 GTX	03.1996 - 05.2002	1839	KW 89 / PS 121	4
SUZUKI	GRAND VITARA II (JT)	2.0 Allrad	10.2005 -	1995	KW 103 / PS 140	4
SUZUKI	VITARA (ET, TA)	2.0 V6 24V	12.1994 - 03.1998	1998	KW 100 / PS 136	6
SUZUKI	WAGON R	1.2	06.2004 - 08.2005	1229	KW 59 / PS 80	4
TALBOT	EXPRESS 1000 -1500 Bus	1.8	07.1983 - 10.1990	1796	KW 51 / PS 69	4
TALBOT	EXPRESS 1000 -1500 Pritsche/Fahrgestell	2.0	07.1982 - 10.1994	1971	KW 57 / PS 78	4
TALBOT	SAMBA (51A)	1.1	01.1981 - 06.1986	1124	KW 37 / PS 50	4
TALBOT	SAMBA (51A)	1.4	01.1981 - 06.1986	1351	KW 53 / PS 72	4
TALBOT	SAMBA (51A)	0.9	01.1981 - 12.1985	947	KW 31 / PS 42	4
TALBOT	SAMBA (51A)	1.2 Rallye	01.1983 - 10.1986	1210	KW 65 / PS 88	4
TALBOT	SAMBA (51A)	1.4 Rallye	01.1983 - 10.1986	1351	KW 58 / PS 79	4
TALBOT	SAMBA Cabriolet (51E)	1.4	01.1981 - 06.1986	1351	KW 58 / PS 79	4
TOYOTA	4 RUNNER	2.7 i	11.1995 - 03.1996	2694	KW 112 / PS 152	4
TOYOTA	4 RUNNER	3.0	01.1990 - 08.1992	2959	KW 112 / PS 152	6
TOYOTA	4 RUNNER	3.0 V6	07.1990 - 11.1995	2959	KW 105 / PS 143	6
TOYOTA	4 RUNNER	3.0 V6	07.1990 - 11.1995	2959	KW 105 / PS 143	6
TOYOTA	4 RUNNER	3.4 i	11.1995 - 03.1996	3378	KW 136 / PS 185	6
TOYOTA	AURIS	1.4 VVTi	03.2007 -	1398	KW 71 / PS 97	4
TOYOTA	AVENSIS (T22)	1.6	09.1997 - 10.2000	1587	KW 74 / PS 101	4
TOYOTA	AVENSIS (T22)	1.6	09.1997 - 10.2000	1587	KW 81 / PS 110	4
TOYOTA	AVENSIS (T22)	1.6 VVT-i	10.2000 - 02.2003	1598	KW 81 / PS 110	4
TOYOTA	AVENSIS (T22)	1.8 VVT-i	10.2000 - 02.2003	1794	KW 95 / PS 129	4
TOYOTA	AVENSIS (T22)	2.0 VVT-i	10.2000 - 02.2003	1998	KW 110 / PS 150	4
TOYOTA	AVENSIS (T25)	2.4	09.2003 - 11.2008	2362	KW 125 / PS 170	4
TOYOTA	AVENSIS (T25)	2.4	10.2003 - 11.2008	2362	KW 120 / PS 163	4
TOYOTA	AVENSIS (T25)	1.8	04.2003 - 11.2008	1794	KW 95 / PS 129	4
TOYOTA	AVENSIS (T25)	1.6 VVT-i	04.2003 - 11.2008	1598	KW 81 / PS 110	4
TOYOTA	AVENSIS (T25)	2.0	04.2003 - 11.2008	1998	KW 108 / PS 147	4
TOYOTA	AVENSIS Combi (T25)	2.4	09.2003 - 11.2008	2362	KW 125 / PS 170	4
TOYOTA	AVENSIS Combi (T25)	2.4	10.2003 - 11.2008	2362	KW 120 / PS 163	4
TOYOTA	AVENSIS Combi (T25)	1.8	04.2003 - 11.2008	1794	KW 95 / PS 129	4
TOYOTA	AVENSIS Combi (T25)	1.6 VVT-i	04.2003 - 11.2008	1598	KW 81 / PS 110	4
TOYOTA	AVENSIS Combi (T25)	2.0	04.2003 - 11.2008	1998	KW 108 / PS 147	4
TOYOTA	AVENSIS Liftback (T22)	1.6	09.1997 - 10.2000	1587	KW 74 / PS 101	4
TOYOTA	AVENSIS Liftback (T22)	1.6	09.1997 - 10.2000	1587	KW 81 / PS 110	4
TOYOTA	AVENSIS Liftback (T22)	1.6 VVT-i	10.2000 - 02.2003	1598	KW 81 / PS 110	4
TOYOTA	AVENSIS Liftback (T22)	1.8 VVT-i	10.2000 - 02.2003	1794	KW 95 / PS 129	4
TOYOTA	AVENSIS Liftback (T22)	2.0 VVT-i	10.2000 - 02.2003	1998	KW 110 / PS 150	4
TOYOTA	AVENSIS Station Wagon (T22)	1.6	09.1997 - 10.2000	1587	KW 74 / PS 101	4
TOYOTA	AVENSIS Station Wagon (T22)	1.6	09.1997 - 10.2000	1587	KW 81 / PS 110	4
TOYOTA	AVENSIS Station Wagon (T22)	1.6 VVT-i	10.2000 - 02.2003	1598	KW 81 / PS 110	4
TOYOTA	AVENSIS Station Wagon (T22)	1.8 VVT-i	10.2000 - 02.2003	1794	KW 95 / PS 129	4
TOYOTA	AVENSIS Station Wagon (T22)	2.0 VVT-i	10.2000 - 02.2003	1998	KW 110 / PS 150	4
TOYOTA	AVENSIS Stufenheck (T25)	2.4	09.2003 - 11.2008	2362	KW 125 / PS 170	4
TOYOTA	AVENSIS Stufenheck (T25)	2.4	10.2003 - 11.2008	2362	KW 120 / PS 163	4
TOYOTA	AVENSIS Stufenheck (T25)	1.8	04.2003 - 11.2008	1794	KW 95 / PS 129	4
TOYOTA	AVENSIS Stufenheck (T25)	1.6 VVT-i	04.2003 - 11.2008	1598	KW 81 / PS 110	4
TOYOTA	AVENSIS Stufenheck (T25)	2.0	04.2003 - 11.2008	1998	KW 108 / PS 147	4
TOYOTA	AYGO (WNB1_ , KGB1_)	1.0	07.2005 -	998	KW 50 / PS 68	3
TOYOTA	CAMRY (CV1_ , XV1_ , V1)	2.2	06.1991 - 08.1996	2164	KW 100 / PS 136	4
TOYOTA	CAMRY (CV1_ , XV1_ , V1)	2.2	06.1991 - 08.1996	2164	KW 100 / PS 136	4
TOYOTA	CAMRY (CV1_ , XV1_ , V1)	2.2	02.1993 - 04.1995	2164	KW 93 / PS 126	4
TOYOTA	CAMRY (CV1_ , XV1_ , V1)	3.0	06.1991 - 08.1996	2959	KW 138 / PS 188	6
TOYOTA	CAMRY (CV1_ , XV1_ , V1)	3.0	09.1993 - 07.1996	2995	KW 135 / PS 183	6
TOYOTA	CAMRY (CV2_ , XV2_)	3.0 24V	08.1996 - 11.2001	2995	KW 140 / PS 190	6
TOYOTA	CAMRY (CV2_ , XV2_)	3.0 V6	08.1996 - 11.2001	2995	KW 135 / PS 184	6
TOYOTA	CAMRY (V2_)	1.8 i	10.1986 - 08.1988	1832	KW 66 / PS 90	4
TOYOTA	CAMRY (V2_)	2.0	11.1986 - 05.1991	1998	KW 94 / PS 128	4
TOYOTA	CAMRY (V2_)	2.0 Gli 16V	11.1986 - 05.1991	1998	KW 89 / PS 121	4
TOYOTA	CAMRY (V2_)	2.0 Gli 4WD	10.1987 - 07.1988	1998	KW 88 / PS 120	4


Engine code



EJ251	138823	
EZ30	138823	
EZ36D	138823	
EZ30	138823	
EZ30	138823	
J18A	133868	
J18A	133868	
J18A	133868	
J20A	133868	
H 20 A	133868	
Z 12 XEP	133839	
XM7T		138001
XN1TA		138001
XW7		138001
XY7; XY8		138001
5C1(XV5); 5C1(XV8)		138001
129 D		138001
XY8		138001
XY8		138001
3RZ-FE	138866	
3VZ-E	138868	
3VZ-E	138868	
3VZ-E	138874	
5VZ-FE	133872	
4ZZ-FE	133846	
4A-FE	138865	
4A-FE	138865	
3ZZ-FE	133846	
1ZZ-FE	133846	
1AZ-FSE	133874	
2AZ-FSE	133874	
2AZ-FSE	133874	
1ZZ-FE	133846	
3ZZ-FE	133846	
1AZ-FSE	133874	
2AZ-FSE	133874	
2AZ-FSE	133874	
1ZZ-FE	133846	
3ZZ-FE	133846	
1AZ-FSE	133874	
4A-FE	138865	
4A-FE	138865	
3ZZ-FE	133846	
1ZZ-FE	133846	
1AZ-FSE	133874	
4A-FE	138865	
4A-FE	138865	
3ZZ-FE	133846	
1ZZ-FE	133846	
1AZ-FSE	133874	
2AZ-FSE	133874	
2AZ-FSE	133874	
1ZZ-FE	133846	
3ZZ-FE	133846	
1AZ-FSE	133874	
1KR-FE	133846	
5S-FE	138866	
5S-FE	138868	
5S-FE	138868	
3VZ-FE	133897	
1MZ-FE	133897	
1MZ-FE	133897	
1MZ-FE	133897	
1S-L	138865	
3S-FE	138865	
3S-FE	138865	
3S-FE	138865	

Anwendungsliste

Application List

	Model	Type	Model year	ccm	Output	Cylinder
TOYOTA	CAMRY (_V2_)	2.5 V6 GXI	02.1988 - 05.1991	2508	KW 118 / PS 160	6
TOYOTA	CAMRY Liftback (_V1_)	2.0	04.1986 - 01.1988	1995	KW 73 / PS 99	4
TOYOTA	CAMRY Station Wagon (_V2_)	2.5	01.1990 - 05.1991	2508	KW 118 / PS 160	6
TOYOTA	CAMRY Station Wagon (_V2_)	1.8	11.1986 - 08.1988	1832	KW 66 / PS 90	4
TOYOTA	CAMRY Station Wagon (_V2_)	2.0	11.1986 - 05.1991	1998	KW 94 / PS 128	4
TOYOTA	CAMRY Station Wagon (_V2_)	2.0 GLi 16V	11.1986 - 05.1991	1998	KW 89 / PS 121	4
TOYOTA	CAMRY Station Wagon (_XV1_,_CV1_,_V10)	2.2	03.1992 - 07.1996	2164	KW 100 / PS 136	4
TOYOTA	CAMRY Station Wagon (_XV1_,_CV1_,_V10)	2.2	03.1992 - 07.1996	2164	KW 100 / PS 136	4
TOYOTA	CAMRY Station Wagon (_XV1_,_CV1_,_V10)	2.2	02.1993 - 04.1995	2164	KW 93 / PS 126	4
TOYOTA	CAMRY Station Wagon (_XV1_,_CV1_,_V10)	3.0	03.1992 - 07.1996	2959	KW 138 / PS 188	6
TOYOTA	CAMRY Stufenheck (_V1_)	2.0	04.1986 - 01.1988	1995	KW 73 / PS 99	4
TOYOTA	CAMRY Stufenheck (_V1_)	2.0 GLI	03.1983 - 10.1986	1995	KW 79 / PS 107	4
TOYOTA	CARINA E (_T19_)	1.6	12.1993 - 09.1997	1587	KW 73 / PS 99	4
TOYOTA	CARINA E (_T19_)	1.6	12.1993 - 09.1997	1587	KW 85 / PS 116	4
TOYOTA	CARINA E (_T19_)	1.6 16V	10.1995 - 09.1997	1587	KW 78 / PS 106	4
TOYOTA	CARINA E (_T19_)	1.6 GLI	04.1992 - 09.1997	1587	KW 79 / PS 107	4
TOYOTA	CARINA E (_T19_)	2.0 GLI	04.1992 - 09.1997	1998	KW 98 / PS 133	4
TOYOTA	CARINA E (_T19_)	2.0 GTi	04.1992 - 02.1994	1998	KW 116 / PS 158	4
TOYOTA	CARINA E (_T19_)	2.0 GTi 16V	03.1994 - 09.1997	1998	KW 129 / PS 175	4
TOYOTA	CARINA E (_T19_)	2.0 i	12.1993 - 09.1997	1998	KW 93 / PS 126	4
TOYOTA	CARINA E Sportswagon (_T19_)	1.6 GLI	01.1993 - 09.1997	1587	KW 79 / PS 107	4
TOYOTA	CARINA E Sportswagon (_T19_)	1.6 i	02.1995 - 09.1997	1587	KW 73 / PS 99	4
TOYOTA	CARINA E Sportswagon (_T19_)	2.0 GLI	01.1993 - 09.1997	1998	KW 98 / PS 133	4
TOYOTA	CARINA E Sportswagon (_T19_)	2.0 i	05.1995 - 09.1997	1998	KW 93 / PS 126	4
TOYOTA	CARINA E Stufenheck (_T19_)	1.6	01.1993 - 09.1997	1587	KW 79 / PS 107	4
TOYOTA	CARINA E Stufenheck (_T19_)	1.6	01.1995 - 09.1997	1587	KW 73 / PS 99	4
TOYOTA	CARINA E Stufenheck (_T19_)	1.6	10.1995 - 09.1997	1587	KW 78 / PS 106	4
TOYOTA	CARINA E Stufenheck (_T19_)	1.6 16V	12.1994 - 09.1997	1587	KW 85 / PS 116	4
TOYOTA	CARINA E Stufenheck (_T19_)	2.0	01.1993 - 09.1997	1998	KW 98 / PS 133	4
TOYOTA	CARINA E Stufenheck (_T19_)	2.0 GTi	04.1992 - 02.1994	1998	KW 116 / PS 158	4
TOYOTA	CARINA E Stufenheck (_T19_)	2.0 GTi 16V	03.1994 - 09.1997	1998	KW 129 / PS 175	4
TOYOTA	CARINA E Stufenheck (_T19_)	2.0 i	12.1992 - 09.1997	1998	KW 93 / PS 126	4
TOYOTA	CARINA II (_T17_)	1.6	12.1987 - 11.1989	1587	KW 66 / PS 90	4
TOYOTA	CARINA II (_T17_)	1.6	12.1987 - 03.1992	1587	KW 75 / PS 102	4
TOYOTA	CARINA II (_T17_)	1.6	12.1987 - 03.1992	1587	KW 75 / PS 102	4
TOYOTA	CARINA II (_T17_)	1.6	12.1987 - 03.1992	1587	KW 72 / PS 98	4
TOYOTA	CARINA II (_T17_)	2.0 GLI	12.1987 - 03.1992	1998	KW 89 / PS 121	4
TOYOTA	CARINA II Station Wagon (_T17_)	1.6	12.1987 - 12.1989	1587	KW 66 / PS 90	4
TOYOTA	CARINA II Station Wagon (_T17_)	1.6	12.1987 - 03.1992	1587	KW 75 / PS 102	4
TOYOTA	CARINA II Station Wagon (_T17_)	1.6	12.1987 - 03.1992	1587	KW 72 / PS 98	4
TOYOTA	CARINA II Station Wagon (_T17_)	2.0	12.1987 - 04.1992	1998	KW 89 / PS 121	4
TOYOTA	CARINA II Stufenheck (_T15_)	1.8 GLI	10.1983 - 11.1987	1832	KW 74 / PS 101	4
TOYOTA	CARINA II Stufenheck (_T17_)	1.6	12.1987 - 08.1990	1587	KW 66 / PS 90	4
TOYOTA	CARINA II Stufenheck (_T17_)	1.6	12.1987 - 03.1992	1587	KW 75 / PS 102	4
TOYOTA	CARINA II Stufenheck (_T17_)	1.6	12.1987 - 03.1992	1587	KW 72 / PS 98	4
TOYOTA	CARINA II Stufenheck (_T17_)	2.0 GLI	12.1987 - 03.1992	1998	KW 89 / PS 121	4
TOYOTA	CELICA (AT16_,_ST16_)	1.6	04.1986 - 08.1989	1588	KW 63 / PS 86	4
TOYOTA	CELICA (AT16_,_ST16_)	1.6 GT 16V	04.1986 - 08.1989	1587	KW 91 / PS 124	4
TOYOTA	CELICA (ST20_,_AT20_)	1.8 i 16V	11.1993 - 11.1999	1762	KW 85 / PS 116	4
TOYOTA	CELICA (ZZT23_)	1.8 16V VT-i	08.1999 - 07.2005	1794	KW 105 / PS 143	4
TOYOTA	CELICA Cabriolet (AT18_,_ST18_)	2.0 GTi	10.1989 - 11.1993	1998	KW 115 / PS 156	4
TOYOTA	CELICA Coupe (AT18_,_ST18_)	1.6 STI	10.1989 - 11.1993	1587	KW 77 / PS 105	4
TOYOTA	CELICA Coupe (AT18_,_ST18_)	2.0 GTi	10.1989 - 11.1993	1998	KW 115 / PS 156	4
TOYOTA	CELICA Coupe (AT18_,_ST18_)	2.0 Turbo 4WD	10.1989 - 11.1993	1998	KW 150 / PS 204	4
TOYOTA	CELICA Coupe (AT18_,_ST18_)	2.0 Turbo 4WD	10.1989 - 11.1993	1998	KW 153 / PS 208	4
TOYOTA	CELICA Liftback (ST16_,_AT16_)	1.6	04.1986 - 08.1989	1588	KW 63 / PS 86	4
TOYOTA	CELICA Liftback (ST16_,_AT16_)	1.6 GT 16V	09.1985 - 08.1989	1587	KW 91 / PS 124	4
TOYOTA	CELSIOR (UCF3_)	4.3 VVTi	09.2000 - 08.2006	4293	KW 208 / PS 283	8
TOYOTA	CENTURY (GZG5_)	5.0	04.1997 -	4996	KW 206 / PS 280	12
TOYOTA	COROLLA (_E10_)	1.3 12V	07.1992 - 04.1997	1296	KW 53 / PS 72	4
TOYOTA	COROLLA (_E10_)	1.3 XLI	09.1995 - 04.1997	1332	KW 55 / PS 75	4
TOYOTA	COROLLA (_E10_)	1.3 XLI 16V	07.1992 - 09.1995	1332	KW 65 / PS 88	4
TOYOTA	COROLLA (_E10_)	1.6 Si	09.1995 - 04.1997	1587	KW 84 / PS 114	4
TOYOTA	COROLLA (_E11_)	1.4	04.1997 - 02.2000	1332	KW 63 / PS 86	4
TOYOTA	COROLLA (_E11_)	1.6	04.1997 - 02.2000	1587	KW 81 / PS 110	4
TOYOTA	COROLLA (_E11_)	1.6 16V	02.2000 - 11.2001	1598	KW 81 / PS 110	4
TOYOTA	COROLLA (_E11_)	1.6 Aut.	04.1997 - 02.2000	1587	KW 79 / PS 107	4


Engine code










2VZ-FE	138874	
2S-ELC	138865	
2VZ-FE	138874	
1S	138865	
3S-FE	138865	
3S-FE	138865	
5S-FE	138866	
5S-FE	138868	
5S-FE	138868	
3VZ-FE	133897	
2S-E; 2S-ELC	138865	
2S-EL	138865	
4A-FE	138865	
4A-FE	138865	
4A-FE	138865	
4A-FE	138865	
3S-FE	138866	
3S-GE	138866	
3S-GE	138866	
3S-FE	138866	
4A-FE	138865	
4A-FE	138865	
3S-FE	138866	
3S-FE	138866	
4A-FE	138865	
4A-FE	138865	
4A-FE	138865	
4A-FE	138865	
3S-FE	138866	
3S-GE	138866	
3S-GE	138866	
3S-FE	138866	
4A-F	138865	
4A-FE	138865	
4A-FE	138064	
4A-FE	138865	
3S-FE	138865	
4A-F	138865	
4A-FE	138064	
4A-FE	138064	
3S-FE	138865	
1S-EL	138865	
4A-F	138865	
4A-FE	138865	138064
4A-FE	138865	
3S-FE	138865	
4A-L	138865	
4A-GEL	138064	
7A-FE	138865	
1ZZ-FE	133846	
3S-GE	138868	
4A-FE	138865	
3S-GE	138868	
3S-GTE	138868	
3S-GTE	138868	
4A-L	138865	
4A-GEL	138064	
3UZ-FE	133878	
1GZ-FE	133873	
2E	138865	
4E-FE	138865	
4E-FE	138865	
4A-FE	138865	
4E-FE	138865	
4A-FE	138865	
3ZZ-FE	133846	
4A-FE	138865	


Anwendungsliste

Application List

	Model	Type	Model year	ccm	Output	Cylinder
TOYOTA	COROLLA (E8)	1.3	10.1984 - 08.1987	1295	KW 55 / PS 75	4
TOYOTA	COROLLA (E8)	1.6	06.1983 - 08.1987	1588	KW 62 / PS 84	4
TOYOTA	COROLLA (E8)	1.6	12.1985 - 05.1988	1587	KW 54 / PS 73	4
TOYOTA	COROLLA (E8)	1.6	08.1985 - 08.1987	1587	KW 53 / PS 72	4
TOYOTA	COROLLA (E8)	1.8 D	06.1983 - 05.1988	1840	KW 43 / PS 58	4
TOYOTA	COROLLA (E8)	1.8 D	07.1985 - 05.1988	1839	KW 47 / PS 64	4
TOYOTA	COROLLA (E9)	1.6	08.1987 - 12.1989	1587	KW 66 / PS 90	4
TOYOTA	COROLLA (E9)	1.3 i	08.1987 - 12.1992	1296	KW 55 / PS 75	4
TOYOTA	COROLLA (ZZE12_, NDE12_, ZDE12_)	1.4 VVT-i	01.2002 - 12.2006	1398	KW 71 / PS 97	4
TOYOTA	COROLLA (ZZE12_, NDE12_, ZDE12_)	1.6 VVT-i	01.2002 - 12.2006	1598	KW 81 / PS 110	4
TOYOTA	COROLLA (ZZE12_, NDE12_, ZDE12_)	1.8 4WD	12.2001 - 02.2007	1794	KW 100 / PS 136	4
TOYOTA	COROLLA (ZZE12_, NDE12_, ZDE12_)	1.8 VVTi	06.2004 - 02.2007	1794	KW 100 / PS 136	4
TOYOTA	COROLLA Combi (E12J_, E12T_)	1.8	06.2004 - 02.2007	1794	KW 100 / PS 136	4
TOYOTA	COROLLA Combi (E12J_, E12T_)	1.4 VVT-i	01.2002 - 02.2007	1398	KW 71 / PS 97	4
TOYOTA	COROLLA Combi (E12J_, E12T_)	1.6 VVT-i	01.2002 - 02.2007	1598	KW 81 / PS 110	4
TOYOTA	COROLLA Combi (E12J_, E12T_)	1.8 4WD	12.2001 - 02.2007	1794	KW 100 / PS 136	4
TOYOTA	COROLLA Compact (E10_)	1.3 12V	07.1992 - 05.1995	1296	KW 53 / PS 72	4
TOYOTA	COROLLA Compact (E10_)	1.3 XLI	09.1995 - 04.1997	1332	KW 55 / PS 75	4
TOYOTA	COROLLA Compact (E10_)	1.3 XLI 16V	07.1992 - 09.1995	1332	KW 65 / PS 88	4
TOYOTA	COROLLA Compact (E10_)	1.6 Si	07.1992 - 04.1997	1587	KW 84 / PS 114	4
TOYOTA	COROLLA Compact (E10_)	1.8 GT	11.1992 - 05.1995	1762	KW 86 / PS 117	4
TOYOTA	COROLLA Compact (E11_)	1.4	04.1997 - 02.2000	1332	KW 63 / PS 86	4
TOYOTA	COROLLA Compact (E11_)	1.6	04.1997 - 02.2000	1587	KW 81 / PS 110	4
TOYOTA	COROLLA Compact (E11_)	1.6	02.2000 - 01.2002	1598	KW 81 / PS 110	4
TOYOTA	COROLLA Compact (E11_)	1.6 Aut.	04.1997 - 02.2000	1587	KW 79 / PS 107	4
TOYOTA	COROLLA Compact (E11_)	1.6 Aut.	04.1997 - 02.2000	1587	KW 79 / PS 107	4
TOYOTA	COROLLA Compact (E9_)	1.3	08.1987 - 12.1989	1296	KW 55 / PS 75	4
TOYOTA	COROLLA Compact (E9_)	1.6	08.1987 - 04.1992	1587	KW 66 / PS 90	4
TOYOTA	COROLLA Compact (E9_)	1.6 i	08.1989 - 04.1992	1587	KW 77 / PS 105	4
TOYOTA	COROLLA FX Compact (E8B)	1.6	01.1987 - 09.1987	1587	KW 54 / PS 73	4
TOYOTA	COROLLA Liftback (E10_)	1.3 12V	07.1992 - 05.1995	1296	KW 53 / PS 72	4
TOYOTA	COROLLA Liftback (E10_)	1.3 XLI	07.1992 - 04.1997	1332	KW 65 / PS 88	4
TOYOTA	COROLLA Liftback (E10_)	1.6 GLI	07.1992 - 04.1997	1587	KW 84 / PS 114	4
TOYOTA	COROLLA Liftback (E10_)	1.8 GT	11.1992 - 05.1995	1762	KW 86 / PS 117	4
TOYOTA	COROLLA Liftback (E11_)	1.4	04.1997 - 02.2000	1332	KW 63 / PS 86	4
TOYOTA	COROLLA Liftback (E11_)	1.6	04.1997 - 02.2000	1587	KW 81 / PS 110	4
TOYOTA	COROLLA Liftback (E11_)	1.6	02.2000 - 01.2002	1598	KW 81 / PS 110	4
TOYOTA	COROLLA Liftback (E11_)	1.6 Aut.	04.1997 - 02.2000	1587	KW 79 / PS 107	4
TOYOTA	COROLLA Liftback (E11_)	1.6 Aut.	04.1997 - 02.2000	1587	KW 79 / PS 107	4
TOYOTA	COROLLA Liftback (E8_)	1.3	01.1985 - 08.1987	1296	KW 55 / PS 75	4
TOYOTA	COROLLA Liftback (E8_)	1.6	08.1985 - 08.1987	1587	KW 54 / PS 73	4
TOYOTA	COROLLA Liftback (E8_)	1.6	06.1983 - 08.1987	1588	KW 62 / PS 84	4
TOYOTA	COROLLA Liftback (E8_)	1.6	07.1985 - 05.1988	1587	KW 63 / PS 86	4
TOYOTA	COROLLA Liftback (E9_)	1.6	08.1987 - 04.1992	1587	KW 66 / PS 90	4
TOYOTA	COROLLA Liftback (E9_)	1.6	08.1989 - 04.1992	1587	KW 77 / PS 105	4
TOYOTA	COROLLA Liftback (E9_)	1.6	08.1987 - 04.1992	1587	KW 70 / PS 95	4
TOYOTA	COROLLA Liftback (E9_)	1.3 i	08.1987 - 04.1992	1296	KW 55 / PS 75	4
TOYOTA	COROLLA Station Wagon (E9_)	1.3	12.1987 - 12.1989	1296	KW 55 / PS 75	4
TOYOTA	COROLLA Station Wagon (E9_)	1.6	02.1988 - 05.1992	1587	KW 66 / PS 90	4
TOYOTA	COROLLA Station Wagon (E9_)	1.6	12.1987 - 04.1992	1587	KW 70 / PS 95	4
TOYOTA	COROLLA Station Wagon (E9_)	1.3 i	06.1989 - 06.1992	1296	KW 55 / PS 75	4
TOYOTA	COROLLA Station Wagon (E9_)	1.6 XLI	11.1989 - 06.1992	1587	KW 77 / PS 105	4
TOYOTA	COROLLA Station Wagon (E9_)	1.6 XLI 4WD	08.1988 - 06.1992	1587	KW 77 / PS 105	4
TOYOTA	COROLLA Stufenheck (E12J_, E12T_)	1.8	11.2001 - 07.2007	1794	KW 100 / PS 136	4
TOYOTA	COROLLA Stufenheck (E12J_, E12T_)	1.8	11.2001 - 07.2007	1794	KW 96 / PS 131	4
TOYOTA	COROLLA Stufenheck (E12J_, E12T_)	1.8	05.2002 - 05.2004	1794	KW 92 / PS 125	4
TOYOTA	COROLLA Stufenheck (E12J_, E12T_)	1.4 VVT-i	08.2002 - 07.2007	1398	KW 71 / PS 97	4
TOYOTA	COROLLA Stufenheck (E12J_, E12T_)	1.6 VVT-i	08.2002 - 07.2007	1598	KW 81 / PS 110	4
TOYOTA	COROLLA Verso (ZDE12_, CDE12_)	1.6 VVT-i	01.2002 - 05.2004	1598	KW 81 / PS 110	4
TOYOTA	COROLLA Verso (ZDE12_, CDE12_)	1.8 VVT-i	01.2002 - 05.2004	1794	KW 99 / PS 135	4
TOYOTA	COROLLA Verso (ZER_, ZZE_, R1_)	1.6	04.2004 - 03.2009	1598	KW 81 / PS 110	4
TOYOTA	COROLLA Verso (ZER_, ZZE_, R1_)	1.8	04.2004 - 03.2009	1794	KW 95 / PS 129	4
TOYOTA	COROLLA Wagon (E11_)	1.4	04.1997 - 02.2000	1332	KW 63 / PS 86	4
TOYOTA	COROLLA Wagon (E11_)	1.6	04.1997 - 02.2000	1587	KW 81 / PS 110	4
TOYOTA	COROLLA Wagon (E11_)	1.6 16V	02.2000 - 10.2001	1598	KW 81 / PS 110	4
TOYOTA	COROLLA Wagon (E11_)	1.6 Aut.	04.1997 - 02.2000	1587	KW 79 / PS 107	4
TOYOTA	COROLLA Wagon (E11_)	1.8 4WD	04.1997 - 10.2001	1762	KW 81 / PS 110	4

Engine code							
2E-L; 2E-LC	138865	138064					
4A-L	138865						
4A-LC	138865						
4A-LC	138865						
1C		138019					
1C-L		138019					
4A-F	138865						
2E; 2E-E	138865	138064					
4ZZ-FE	133846						
3ZZ-FE	133846						
1ZZ-FE	133846						
1ZZ-FE	133846						
1ZZ-FE	133846						
4ZZ-FE	133846						
3ZZ-FE	133846						
1ZZ-FE	133846						
2E	138865						
4E-FE	138865						
4E-FE	138865						
4A-FE	138865						
7A-FE	138865						
4E-FE	138865						
4A-FE	138865						
3ZZ-FE	133846						
4A-FE	138865						
4A-FE	138866						
2E	138865	138064					
4A-F	138865						
4A-FE	138865						
4A-LC	138865						
2E	138865						
4E-FE	138865						
4A-FE	138865						
7A-FE	138865						
4E-FE	138865						
4A-FE	138865						
3ZZ-FE	133846						
4A-FE	138865						
4A-FE	138866						
2E-L; 2E-LC		138064					
4A-LC	138865						
4A-L	138865						
4A-L	138865						
4A-F	138865						
4A-FE	138865						
4A-F	138865						
2E; 2E-E	138865	138064					
2E	138865	138064					
4A-F	138865						
4A-F	138865						
2E-E	138865						
4A-FE	138865						
4A-FE	138865						
1ZZ-FE	133846						
1ZZ-FE	133846						
1ZZ-FE	133846						
4ZZ-FE	133846						
3ZZ-FE	133846						
3ZZ-FE	133846						
1ZZ-FE	133846						
3ZZ-FE	133846						
1ZZ-FE	133846						
4E-FE	138865						
4A-FE	138865						
3ZZ-FE	133846						
4A-FE	138865						
7A-FE	138865						

Anwendungsliste Application List

	Model	Type	Model year	ccm	Output	Cylinder
TOYOTA	COROLLA Wagon (E10)	1.3 12V	07.1992 - 05.1995	1296	KW 53 / PS 72	4
TOYOTA	COROLLA Wagon (E10)	1.3 XLI	09.1995 - 04.1997	1332	KW 55 / PS 75	4
TOYOTA	COROLLA Wagon (E10)	1.3 XLI 16V	07.1992 - 09.1995	1332	KW 65 / PS 88	4
TOYOTA	COROLLA Wagon (E10)	1.6 Si	07.1992 - 04.1997	1587	KW 84 / PS 114	4
TOYOTA	COROLLA Wagon (E10)	1.8 16V 4WD	09.1995 - 04.1997	1762	KW 81 / PS 110	4
TOYOTA	CRESTA Stufenheck	2.0 VVTi 24V	10.1996 - 09.2001	1988	KW 118 / PS 160	6
TOYOTA	CROWN Stufenheck	4.3 Royal Saloon	09.2003 - 02.2008	4293	KW 206 / PS 280	8
TOYOTA	CROWN Stufenheck	4.3 Royal Saloon 4WD	09.2003 - 02.2008	4293	KW 206 / PS 280	8
TOYOTA	CROWN Stufenheck (GRS20)	4.3 V8 4WD	04.2009 - 11.2012	4292	KW 206 / PS 280	8
TOYOTA	HIACE III Kasten (H50)	2.4	08.1989 - 08.1995	2438	KW 88 / PS 120	4
TOYOTA	HIACE III Kasten (H50)	2.4	08.1989 - 08.1995	2438	KW 88 / PS 120	4
TOYOTA	HIACE III Kasten (H50)	2.0	02.1990 - 08.1995	1998	KW 74 / PS 101	4
TOYOTA	HIACE III Kasten (H50)	2.4 4WD	08.1989 - 08.1995	2438	KW 88 / PS 120	4
TOYOTA	HIACE III Kasten (H50)	2.4 4WD	08.1989 - 08.1995	2438	KW 88 / PS 120	4
TOYOTA	HIACE III Wagon (LH1, RZH1)	2.4	08.1989 - 08.1995	2438	KW 88 / PS 120	4
TOYOTA	HIACE III Wagon (LH1, RZH1)	2.0	08.1989 - 08.1995	1998	KW 74 / PS 101	4
TOYOTA	HIACE III Wagon (LH1, RZH1)	2.4 4WD	08.1989 - 08.1995	2438	KW 88 / PS 120	4
TOYOTA	HIACE III Wagon (LH1, RZH1)	2.4 4WD	08.1989 - 08.1995	2438	KW 88 / PS 120	4
TOYOTA	HIACE IV Bus	2.4	08.1995 - 04.1998	2438	KW 85 / PS 115	4
TOYOTA	HIACE IV Bus	2.4 4WD	08.1995 - 04.1998	2438	KW 85 / PS 116	4
TOYOTA	HIACE IV Kasten	2.4	08.1995 - 02.2005	2438	KW 85 / PS 116	4
TOYOTA	HIACE IV Kasten	2.4 4WD	08.1995 - 04.1998	2438	KW 85 / PS 116	4
TOYOTA	HILUX II Pick-up	1.8	08.1988 - 07.1994	1812	KW 61 / PS 83	4
TOYOTA	LAND CRUISER (KDJ12, GRJ12)	2.7	09.2002 - 08.2004	2694	KW 112 / PS 152	4
TOYOTA	LAND CRUISER (KDJ12, GRJ12)	4.0	01.2003 -	3956	KW 183 / PS 249	6
TOYOTA	LAND CRUISER	4.7 V8	01.2008 -	4664	KW 212 / PS 288	8
TOYOTA	LAND CRUISER	4.7 V8	11.2007 -	4664	KW 202 / PS 275	8
TOYOTA	LAND CRUISER 100 (J10)	4.7	01.1998 -	4664	KW 173 / PS 235	8
TOYOTA	LAND CRUISER 100 (J10)	4.7	02.2002 -	4664	KW 175 / PS 238	8
TOYOTA	LAND CRUISER 80 (J8)	4.0	01.1990 - 08.1992	3956	KW 115 / PS 156	6
TOYOTA	LAND CRUISER 90 (J9)	4.7	08.2002 -	4664	KW 175 / PS 238	8
TOYOTA	LAND CRUISER 90 (J9)	3.4 i 24V	04.1996 -	3378	KW 131 / PS 178	6
TOYOTA	LITEACE Bus (R2_LG)	1.5	01.1992 - 01.1995	1486	KW 52 / PS 71	4
TOYOTA	LITEACE Kasten (R2_V)	1.5	01.1992 - 01.1995	1486	KW 52 / PS 71	4
TOYOTA	MARK II Stufenheck	2.0 VVTi	10.1996 - 09.2001	1988	KW 118 / PS 160	6
TOYOTA	MODELL F Bus (R2, 31)	2.2	08.1987 - 01.1990	2237	KW 72 / PS 98	4
TOYOTA	MODELL F Bus (R2, 31)	1.8 De Luxe	11.1982 - 08.1984	1812	KW 58 / PS 79	4
TOYOTA	MODELL F Bus (R2, 31)	2.0	08.1988 - 01.1990	1998	KW 66 / PS 90	4
TOYOTA	MODELL F Bus (R2, 31)	2.0 Super	08.1984 - 08.1988	1998	KW 65 / PS 88	4
TOYOTA	MR 2 II (SW2)	2.0	12.1989 - 08.1992	1998	KW 88 / PS 120	4
TOYOTA	MR 2 II (SW2)	2.0 16V	12.1989 - 05.2000	1998	KW 115 / PS 156	4
TOYOTA	MR 2 II (SW2)	2.0 16V	12.1989 - 05.2000	1998	KW 115 / PS 156	4
TOYOTA	MR 2 II (SW2)	2.0 16V	12.1989 - 05.2000	1998	KW 129 / PS 175	4
TOYOTA	MR 2 II (SW2)	2.0 16V	12.1989 - 05.2000	1998	KW 129 / PS 175	4
TOYOTA	MR 2 II (SW2)	2.0 16V	12.1989 - 05.2000	1998	KW 125 / PS 170	4
TOYOTA	MR 2 II (SW2)	2.0 16V	12.1989 - 05.2000	1998	KW 125 / PS 170	4
TOYOTA	MR 2 II (SW2)	2.0 Turbo	12.1989 - 09.1999	1998	KW 167 / PS 227	4
TOYOTA	MR 2 III (ZZW3)	1.8 16V VT-i	10.1999 - 06.2007	1794	KW 103 / PS 140	4
TOYOTA	PASEO Cabriolet (EL54)	1.5	10.1996 - 03.1999	1497	KW 66 / PS 90	4
TOYOTA	PASEO Cabriolet (EL54)	1.5	10.1996 - 03.1999	1497	KW 66 / PS 90	4
TOYOTA	PASEO Coupe (EL54)	1.5 16V	08.1995 - 07.1999	1497	KW 66 / PS 90	4
TOYOTA	PASEO Coupe (EL54)	1.5 16V	08.1995 - 07.1999	1497	KW 66 / PS 90	4
TOYOTA	PRIUS Liftback (NHW20)	1.5	08.2003 - 03.2009	1497	KW 57 / PS 78	4
TOYOTA	PRIUS Stufenheck (NHW11)	1.5	05.2000 - 01.2004	1497	KW 53 / PS 72	4
TOYOTA	RAV 4 I (SXA1)	2.0 4WD	06.1994 - 06.2000	1998	KW 95 / PS 129	4
TOYOTA	RAV 4 I Cabrio (SXA1)	2.0 16V 4WD	12.1997 - 06.2000	1998	KW 94 / PS 129	4
TOYOTA	RAV 4 II (CLA2, XA2, ZCA2, ACA2)	1.8 VVTi	02.2001 - 11.2005	1794	KW 92 / PS 125	4
TOYOTA	SERA Coupe (EXY1)	1.5	03.1990 - 11.1995	1496	KW 81 / PS 110	4
TOYOTA	SIENNA (MCL10)	3.0	05.1997 - 04.2003	2995	KW 143 / PS 194	6
TOYOTA	SIENNA (MCL10)	3.0	05.1997 - 04.2003	2995	KW 154 / PS 209	6
TOYOTA	SOARER Coupe (Z3)	3.0	09.1990 - 09.2000	2997	KW 166 / PS 226	6
TOYOTA	SOARER Coupe (Z3)	4.0	05.1992 - 09.2000	3969	KW 191 / PS 260	8
TOYOTA	STARLET (P7)	1.3	10.1984 - 12.1989	1295	KW 55 / PS 75	4
TOYOTA	STARLET (P8)	1.0	12.1989 - 12.1992	999	KW 40 / PS 54	4
TOYOTA	STARLET (P8)	1.3 12V	12.1989 - 03.1996	1296	KW 55 / PS 75	4
TOYOTA	STARLET (P8)	1.3 12V	12.1989 - 12.1992	1296	KW 55 / PS 75	4
TOYOTA	STARLET (EP91)	1.3	04.1996 - 03.1999	1332	KW 55 / PS 75	4


Engine code










2E	138865	
4E-FE	138865	
4E-FE	138865	
4A-FE	138865	
7A-FE	138865	
1G-FE	133878	
3UZ-FE	133878	
3UZ-FE	133878	
3UZ-FE	133878	
2RZ-E	138865	
2RZ-E	138866	
1RZ	138865	
2RZ-E	138865	
2RZ-E	138866	
2RZ-E	138865	
1RZ	138865	138064
2RZ-E	138865	
2RZ-E	138866	
2RZ-E	138865	
2RZ-E	138866	
2RZ-E	138865	
2RZ-E	138866	
2Y	138865	
3RZ-FE	138866	
1GR-FE	133874	
2UZ-FE	133878	
2UZ-FE	133878	
2UZ-FE	133878	
3F-E	138874	
2UZ-FE	133878	
5VZ-FE	133872	
5K	138868	
5K	138868	
1G-FE	133878	
4Y-EC	138865	
2Y; 2Y-C	138865	
3Y	138865	
3Y; 3Y-C	138865	
3S-FE	138868	
3S-GE	138868	
3S-GE	138874	
3S-GE	138868	
3S-GE	138874	
3S-GE	138868	
3S-GE	138874	
3S-GTE	138868	
1ZZ-FE	133846	
5E-FE	133873	
5E-FE	138865	
5E-FE	133873	
5E-FE	138865	
1NZ-FXE	133844	
1NZ-FXE	133844	
3S-FE	138865	
3S-FE	138866	
1ZZ-FE	133846	
5E-FHE	138868	
1MZ-FE	133897	
1MZ-FE	133897	
2JZ-GE	138868	
1UZ-FE	138868	
2E-LC	138865	138064
1E	138865	
2E-E	138865	138064
2E; 2E-E	138865	138064
4E-FE	138865	138064

Anwendungsliste


Application List

	Model	Type	Model year	ccm	Output	Cylinder
TOYOTA	SUPRA (JZA80)	3.0 i	05.1993 - 08.2002	2997	KW 168 / PS 228	6
TOYOTA	TERCEL (AL2_)	1.5 4WD	05.1986 - 01.1988	1452	KW 50 / PS 68	4
TOYOTA	TERCEL Liftback	1.5	11.1994 - 09.1999	1496	KW 70 / PS 95	4
TOYOTA	TERCEL Stufenheck	1.5	11.1994 - 09.1999	1496	KW 70 / PS 95	4
TOYOTA	TERCEL Stufenheck	1.5 4WD	11.1994 - 09.1999	1496	KW 70 / PS 95	4
TOYOTA	VEROSSA (JZX11_, GX11_)	2.0 VVTi	10.2000 - 11.2003	1988	KW 118 / PS 160	6
TOYOTA	VEROSSA (JZX11_, GX11_)	2.0 VVTi 4WD	10.2000 - 11.2003	1988	KW 118 / PS 160	6
TOYOTA	WISH Großraumlimousine (ZNE1_, ANE1_)	1.8 Hi	04.2003 - 03.2009	1794	KW 97 / PS 132	4
TOYOTA	WISH Großraumlimousine (ZNE1_, ANE1_)	1.8 Hi 4WD	04.2003 - 03.2009	1794	KW 92 / PS 125	4
TOYOTA	YARIS (SCP1_, NLP1_, NCP1_)	1.0 16V	04.1999 - 09.2005	998	KW 50 / PS 68	4
TOYOTA	YARIS (SCP1_, NLP1_, NCP1_)	1.3 16V	11.1999 - 09.2005	1299	KW 63 / PS 86	4
TOYOTA	YARIS (SCP9_, NSP9_, KSP9_, NCP9_, ZSP9_)	1.0 VVT-i	01.2006 -	998	KW 51 / PS 69	3
TOYOTA	YARIS (SCP9_, NSP9_, KSP9_, NCP9_, ZSP9_)	1.3 VVT-i	01.2006 -	1298	KW 64 / PS 87	4
TOYOTA	YARIS VERSO (_NLP2_, _NCP2_)	1.3	11.1999 - 09.2005	1299	KW 63 / PS 86	4
TOYOTA	YARIS VERSO (_NLP2_, _NCP2_)	1.5	03.2000 - 09.2005	1497	KW 78 / PS 106	4
TOYOTA	YARIS VERSO (_NLP2_, _NCP2_)	1.5	05.2003 - 09.2005	1497	KW 77 / PS 105	4
VAUXHALL	AGILA Mk I (A)	1.0 12V	09.2000 - 08.2005	973	KW 43 / PS 58	3
VAUXHALL	AGILA Mk I (A)	1.0 12V	02.2000 - 11.2006	998	KW 44 / PS 60	3
VAUXHALL	AGILA Mk I (A)	1.2 16V	09.2000 - 03.2008	1199	KW 55 / PS 75	4
VAUXHALL	AGILA Mk I (A)	1.2 16V Twinport	07.2004 - 11.2006	1229	KW 59 / PS 80	4
VAUXHALL	ANTARA (J26, H26)	2.4	08.2006 -	2405	KW 103 / PS 140	4
VAUXHALL	ANTARA (J26, H26)	3.0	11.2010 -	2997	KW 188 / PS 256	6
VAUXHALL	ASTRA CC	1.6 S	09.1981 - 08.1986	1598	KW 66 / PS 90	4
VAUXHALL	ASTRA CC	1.8 GTE	03.1983 - 08.1986	1796	KW 85 / PS 115	4
VAUXHALL	ASTRA Estate	1.6 S	09.1981 - 08.1986	1598	KW 66 / PS 90	4
VAUXHALL	ASTRA Mk II Belmont	1.3	09.1985 - 08.1991	1297	KW 55 / PS 75	4
VAUXHALL	ASTRA Mk II Belmont	1.6	09.1985 - 08.1991	1598	KW 66 / PS 90	4
VAUXHALL	ASTRA Mk II Belmont	1.6	09.1985 - 08.1991	1598	KW 66 / PS 90	4
VAUXHALL	ASTRA Mk II Belmont	1.8	01.1986 - 12.1990	1796	KW 82 / PS 111	4
VAUXHALL	ASTRA Mk II Belmont	1.8	01.1986 - 12.1990	1796	KW 82 / PS 111	4
VAUXHALL	ASTRA Mk II Belmont	1.6 S	01.1989 - 12.1991	1598	KW 60 / PS 82	4
VAUXHALL	ASTRA Mk II Belmont	1.8 i	09.1985 - 08.1991	1796	KW 85 / PS 115	4
VAUXHALL	ASTRA Mk II Belmont	1.8 i	09.1985 - 08.1991	1796	KW 85 / PS 115	4
VAUXHALL	ASTRA Mk II CC	1.2	09.1984 - 08.1991	1196	KW 44 / PS 60	4
VAUXHALL	ASTRA Mk II CC	1.3	09.1984 - 08.1991	1297	KW 55 / PS 75	4
VAUXHALL	ASTRA Mk II CC	1.6	09.1984 - 08.1991	1598	KW 60 / PS 82	4
VAUXHALL	ASTRA Mk II CC	1.4 S	01.1990 - 08.1991	1389	KW 55 / PS 75	4
VAUXHALL	ASTRA Mk II CC	1.4 S	01.1990 - 08.1991	1389	KW 55 / PS 75	4
VAUXHALL	ASTRA Mk II CC	1.6 S	09.1984 - 08.1986	1598	KW 66 / PS 90	4
VAUXHALL	ASTRA Mk II CC	1.8 GTE	09.1984 - 08.1991	1796	KW 82 / PS 112	4
VAUXHALL	ASTRA Mk II CC	1.8 GTE	09.1984 - 08.1991	1796	KW 82 / PS 112	4
VAUXHALL	ASTRA Mk II CC	2.0 GTE 16V	05.1988 - 08.1991	1998	KW 115 / PS 156	4
VAUXHALL	ASTRA Mk II Convertible	1.6 i	01.1987 - 12.1991	1598	KW 60 / PS 82	4
VAUXHALL	ASTRA Mk II Convertible	1.6 i	01.1991 - 08.1993	1598	KW 55 / PS 75	4
VAUXHALL	ASTRA Mk II Convertible	1.6 i KAT	10.1987 - 02.1993	1598	KW 55 / PS 75	4
VAUXHALL	ASTRA Mk II Estate	1.3	09.1984 - 08.1991	1297	KW 55 / PS 75	4
VAUXHALL	ASTRA Mk II Estate	1.6	09.1984 - 08.1991	1598	KW 60 / PS 82	4
VAUXHALL	ASTRA Mk II Estate	1.4 S	01.1989 - 08.1991	1389	KW 55 / PS 75	4
VAUXHALL	ASTRA Mk II Estate	1.4 S	01.1989 - 08.1991	1389	KW 55 / PS 75	4
VAUXHALL	ASTRA Mk II Estate	1.8 i	01.1990 - 08.1991	1796	KW 83 / PS 112	4
VAUXHALL	ASTRA Mk III (F)	1.4 i	04.1992 - 09.1998	1389	KW 60 / PS 82	4
VAUXHALL	ASTRA Mk III (F)	1.4 i 16V	02.1996 - 09.1998	1389	KW 66 / PS 90	4
VAUXHALL	ASTRA Mk III (F)	1.6 i	08.1994 - 07.1996	1598	KW 52 / PS 71	4
VAUXHALL	ASTRA Mk III (F)	1.6 i	03.1992 - 09.1998	1598	KW 55 / PS 75	4
VAUXHALL	ASTRA Mk III (F)	1.6 i	05.1992 - 12.1994	1598	KW 74 / PS 100	4
VAUXHALL	ASTRA Mk III (F)	1.6 i 16V	08.1994 - 09.1998	1598	KW 74 / PS 100	4
VAUXHALL	ASTRA Mk III (F)	1.8 i	03.1992 - 09.1998	1796	KW 66 / PS 90	4
VAUXHALL	ASTRA Mk III (F)	1.8 i 16V	06.1993 - 10.1994	1799	KW 92 / PS 125	4
VAUXHALL	ASTRA Mk III (F)	1.8 i 16V	01.1994 - 12.1996	1796	KW 85 / PS 115	4
VAUXHALL	ASTRA Mk III (F)	2.0 i 16V	02.1995 - 09.1998	1998	KW 100 / PS 136	4
VAUXHALL	ASTRA Mk III (F) CC	1.4 i	09.1991 - 02.1998	1389	KW 44 / PS 60	4
VAUXHALL	ASTRA Mk III (F) CC	1.4 i	03.1992 - 02.1998	1389	KW 60 / PS 82	4
VAUXHALL	ASTRA Mk III (F) CC	1.4 i	03.1992 - 02.1998	1389	KW 60 / PS 82	4
VAUXHALL	ASTRA Mk III (F) CC	1.4 i 16V	02.1996 - 02.1998	1389	KW 66 / PS 90	4
VAUXHALL	ASTRA Mk III (F) CC	1.4 S	09.1991 - 02.1998	1389	KW 55 / PS 75	4
VAUXHALL	ASTRA Mk III (F) CC	1.6 i	09.1991 - 02.1998	1598	KW 55 / PS 75	4
VAUXHALL	ASTRA Mk III (F) CC	1.6 i	03.1992 - 02.1998	1598	KW 74 / PS 100	4

Engine code							
2JZ-GE	138868						
3A-C	138865						
5E-FE	133873						
	133873						
	133873						
1G-FE	133878						
1G-FE	133878						
1ZZ-FE	133846						
1ZZ-FE	133846						
1SZ-FE	133844						
2NZ-FE	133844						
1KR-FE	133846						
2SZ-FE	133844						
2NZ-FE	133844						
1NZ-FE	133844						
1NZ-FE	133844						
Z 10 XE	133815						
Z 10 XEP	133866						
Z 12 XE	133816						
Z 12 XEP	133839						
Z 24 XED	138816						
A 30 XH				133058			
16 S		138002					
18 E		138002					
16 SH		138002					
13 S	138781						
16 SH		138033					
16 SH		138002					
18 SE	138780	138015					
18 SE	138780	138002					
16 SV		138033					
18 E; 18 SE	138780	138015					
18 E; 18 SE	138780	138002					
12 S	138781						
13 S	138781						
16 SV	138780	138033					
14 NV		138001					
14 NV		138033					
16 SH		138002					
18 E; 18 SE	138780	138015					
18 E; 18 SE	138780	138002					
20 XE		138015					
16 SV	138780	138033					
E 16 NZ		138034					
C 16 LZ; C 16 NZ		138034					
13 S	138781						
16 SV	138780	138033					
14 NV		138001					
14 NV		138033					
18 E		138002					
C 14 SE	138780					138678	
X 14 XE	138430					138678	
X 16 SZ	138430						
C 16 NZ; X 16 SZR	138430						
C 16 SE	138430						
X 16 XEL	138430						
C 18 NZ		138034					
C 18 XE	138762					138678	
C 18 XEL	138762					138678	
X 20 XEV	138762					138678	
C 14 NZ	138780						
C 14 SE	138430						
C 14 SE	138780						
X 14 XE	138430						
14 NV	138430	138001					
C 16 NZ; E 16 NZ	138430						
C 16 SE	138430						

Anwendungsliste

Application List

	Model	Type	Model year	ccm	Output	Cylinder
VAUXHALL	ASTRA Mk III (F) CC	1.6 i	07.1994 - 02.1998	1598	KW 52 / PS 71	4
VAUXHALL	ASTRA Mk III (F) CC	1.6 i 16V	01.1994 - 02.1998	1598	KW 74 / PS 101	4
VAUXHALL	ASTRA Mk III (F) CC	1.8 i	09.1991 - 02.1998	1796	KW 66 / PS 90	4
VAUXHALL	ASTRA Mk III (F) CC	1.8 i 16V	09.1994 - 02.1998	1796	KW 92 / PS 125	4
VAUXHALL	ASTRA Mk III (F) CC	1.8 i 16V	09.1994 - 02.1998	1796	KW 85 / PS 115	4
VAUXHALL	ASTRA Mk III (F) CC	2.0 i 16V	09.1991 - 02.1998	1998	KW 110 / PS 150	4
VAUXHALL	ASTRA Mk III (F) CC	2.0 i 16V	01.1994 - 02.1998	1998	KW 100 / PS 136	4
VAUXHALL	ASTRA Mk III (F) Convertible	1.4 i	05.1993 - 03.2001	1389	KW 60 / PS 82	4
VAUXHALL	ASTRA Mk III (F) Convertible	1.4 i 16V	01.1996 - 03.2001	1389	KW 66 / PS 90	4
VAUXHALL	ASTRA Mk III (F) Convertible	1.6 i	03.1993 - 08.1996	1598	KW 52 / PS 71	4
VAUXHALL	ASTRA Mk III (F) Convertible	1.6 i	01.1996 - 03.2001	1598	KW 55 / PS 75	4
VAUXHALL	ASTRA Mk III (F) Convertible	1.8 16V	11.1994 - 03.2001	1799	KW 85 / PS 116	4
VAUXHALL	ASTRA Mk III (F) Estate	1.4 i	09.1991 - 02.1998	1389	KW 44 / PS 60	4
VAUXHALL	ASTRA Mk III (F) Estate	1.4 i	03.1991 - 02.1998	1389	KW 60 / PS 82	4
VAUXHALL	ASTRA Mk III (F) Estate	1.4 i	03.1991 - 02.1998	1389	KW 60 / PS 82	4
VAUXHALL	ASTRA Mk III (F) Estate	1.4 i 16V	02.1996 - 01.1998	1389	KW 66 / PS 90	4
VAUXHALL	ASTRA Mk III (F) Estate	1.4 S	09.1991 - 02.1998	1389	KW 55 / PS 75	4
VAUXHALL	ASTRA Mk III (F) Estate	1.4 S	09.1991 - 02.1998	1389	KW 55 / PS 75	4
VAUXHALL	ASTRA Mk III (F) Estate	1.6 i	09.1991 - 02.1998	1598	KW 55 / PS 75	4
VAUXHALL	ASTRA Mk III (F) Estate	1.6 i	09.1991 - 02.1998	1598	KW 55 / PS 75	4
VAUXHALL	ASTRA Mk III (F) Estate	1.6 i	07.1994 - 02.1998	1598	KW 52 / PS 71	4
VAUXHALL	ASTRA Mk III (F) Estate	1.6 i 16V	01.1994 - 02.1998	1598	KW 74 / PS 100	4
VAUXHALL	ASTRA Mk III (F) Estate	1.6 Si	03.1991 - 12.1994	1598	KW 74 / PS 100	4
VAUXHALL	ASTRA Mk III (F) Estate	1.8 i	09.1991 - 02.1998	1796	KW 66 / PS 90	4
VAUXHALL	ASTRA Mk III (F) Estate	1.8 i 16V	09.1994 - 02.1998	1796	KW 92 / PS 125	4
VAUXHALL	ASTRA Mk III (F) Estate	1.8 i 16V	09.1994 - 02.1998	1796	KW 85 / PS 115	4
VAUXHALL	ASTRA Mk III (F) Estate	2.0 i 16V	01.1994 - 02.1998	1998	KW 100 / PS 136	4
VAUXHALL	ASTRA Mk IV (G) CC	1.6	02.1998 - 09.2000	1598	KW 55 / PS 75	4
VAUXHALL	ASTRA Mk IV (G) CC	1.6	09.2000 - 05.2005	1598	KW 62 / PS 84	4
VAUXHALL	ASTRA Mk IV (G) CC	1.2 16V	02.1998 - 09.2000	1199	KW 48 / PS 65	4
VAUXHALL	ASTRA Mk IV (G) CC	1.2 16V	09.2000 - 05.2005	1199	KW 55 / PS 75	4
VAUXHALL	ASTRA Mk IV (G) CC	1.4 16V	02.1998 - 05.2005	1389	KW 66 / PS 90	4
VAUXHALL	ASTRA Mk IV (G) CC	1.6 16V	02.1998 - 05.2005	1598	KW 74 / PS 101	4
VAUXHALL	ASTRA Mk IV (G) CC	1.6 Dualfuel	09.2002 - 05.2005	1598	KW 63 / PS 85	4
VAUXHALL	ASTRA Mk IV (G) CC	1.8 16V	02.1998 - 09.2000	1796	KW 85 / PS 116	4
VAUXHALL	ASTRA Mk IV (G) CC	1.8 16V	09.2000 - 05.2005	1796	KW 92 / PS 125	4
VAUXHALL	ASTRA Mk IV (G) CC	1.8 16V Dualfuel	09.2002 - 05.2005	1796	KW 87 / PS 118	4
VAUXHALL	ASTRA Mk IV (G) CC	2.0	10.1999 - 08.2000	1998	KW 118 / PS 160	4
VAUXHALL	ASTRA Mk IV (G) CC	2.0 16V	02.1998 - 05.2005	1998	KW 100 / PS 136	4
VAUXHALL	ASTRA Mk IV (G) CC	2.0 SRI Turbo	07.2002 - 05.2005	1998	KW 141 / PS 192	4
VAUXHALL	ASTRA Mk IV (G) Convertible	1.6 16V	03.2001 - 10.2005	1598	KW 74 / PS 101	4
VAUXHALL	ASTRA Mk IV (G) Convertible	1.8 16V	03.2001 - 10.2005	1796	KW 92 / PS 125	4
VAUXHALL	ASTRA Mk IV (G) Convertible	2.0	09.2002 - 07.2006	1998	KW 147 / PS 199	4
VAUXHALL	ASTRA Mk IV (G) Convertible	2.0 Turbo	03.2002 - 10.2005	1998	KW 141 / PS 192	4
VAUXHALL	ASTRA Mk IV (G) Coupe (F67)	1.8 16V	03.2000 - 08.2005	1796	KW 85 / PS 115	4
VAUXHALL	ASTRA Mk IV (G) Coupe (F67)	1.8 16V	09.2000 - 08.2005	1796	KW 92 / PS 125	4
VAUXHALL	ASTRA Mk IV (G) Coupe (F67)	1.8 16V Dualfuel	09.2002 - 08.2005	1796	KW 87 / PS 118	4
VAUXHALL	ASTRA Mk IV (G) Coupe (F67)	2.0	08.2002 - 05.2005	1998	KW 147 / PS 199	4
VAUXHALL	ASTRA Mk IV (G) Coupe (F67)	2.0 16V Turbo	09.2000 - 08.2005	1998	KW 140 / PS 190	4
VAUXHALL	ASTRA Mk IV (G) Estate	1.6	03.1998 - 04.2004	1598	KW 55 / PS 75	4
VAUXHALL	ASTRA Mk IV (G) Estate	1.6	03.1998 - 04.2004	1598	KW 62 / PS 84	4
VAUXHALL	ASTRA Mk IV (G) Estate	1.2 16V	02.1998 - 09.2000	1199	KW 48 / PS 65	4
VAUXHALL	ASTRA Mk IV (G) Estate	1.2 16V	09.2000 - 05.2005	1199	KW 55 / PS 75	4
VAUXHALL	ASTRA Mk IV (G) Estate	1.4 16V	02.1998 - 05.2005	1389	KW 66 / PS 90	4
VAUXHALL	ASTRA Mk IV (G) Estate	1.6 16V	03.1998 - 04.2004	1598	KW 74 / PS 101	4
VAUXHALL	ASTRA Mk IV (G) Estate	1.6 Dualfuel	03.1998 - 04.2004	1598	KW 63 / PS 85	4
VAUXHALL	ASTRA Mk IV (G) Estate	1.8 16V	02.1998 - 08.2000	1796	KW 85 / PS 116	4
VAUXHALL	ASTRA Mk IV (G) Estate	1.8 16V	09.2000 - 05.2005	1796	KW 92 / PS 125	4
VAUXHALL	ASTRA Mk IV (G) Estate	1.8 16V Dualfuel	09.2002 - 05.2005	1796	KW 87 / PS 118	4
VAUXHALL	ASTRA Mk IV (G) Estate	2.0 16V	02.1998 - 05.2005	1998	KW 100 / PS 136	4
VAUXHALL	ASTRA Mk IV (G) Sedan	1.6	09.1998 - 09.2000	1598	KW 55 / PS 75	4
VAUXHALL	ASTRA Mk IV (G) Sedan	1.6	09.2000 - 05.2005	1598	KW 62 / PS 84	4
VAUXHALL	ASTRA Mk IV (G) Sedan	1.2 16V	09.1998 - 09.2000	1199	KW 48 / PS 65	4
VAUXHALL	ASTRA Mk IV (G) Sedan	1.2 16V	09.2000 - 05.2005	1199	KW 55 / PS 75	4
VAUXHALL	ASTRA Mk IV (G) Sedan	1.4 16V	09.1998 - 05.2005	1389	KW 66 / PS 90	4
VAUXHALL	ASTRA Mk IV (G) Sedan	1.6 16V	09.1998 - 05.2005	1598	KW 74 / PS 101	4
VAUXHALL	ASTRA Mk IV (G) Sedan	1.6 Dualfuel	09.2002 - 05.2005	1598	KW 63 / PS 85	4

Engine code



X 16 SZ	138430		
X 16 XEL	138430		
C 18 NZ	138780		
C 18 XE			138678
C 18 XEL	138762		138678
C 20 XE	138790		
X 20 XEV	138762		138678
C 14 SE	138780		
X 14 XE	138430		
X 16 SZ	138430		
X 16 SZR	138430		
C 18 XEL; X 18 XE			138678
C 14 NZ	138780		
C 14 SE	138430		
C 14 SE	138780		
X 14 XE	138430		
14 NV	138430	138001	
14 NV	138780	138001	
C 16 NZ; E 16 NZ	138430		
C 16 NZ; E 16 NZ	138780		
X 16 SZ	138430		
X 16 XEL	138430		
C 16 SE	138430		
C 18 NZ	138780		
C 18 XE			138678
C 18 XEL; X 18 XE	138762		138678
X 20 XEV	138762		138678
X 16 SZR	138430		
Z 16 SE	138804		
X 12 XE	133816		
Z 12 XE	133816		
X 14 XE; Z 14 XE	133809		
X 16 XEL; Z 16 XE	133809		
Z 16 XE	133809		
X 18 XE1	133810		
Z 18 XE	133810		
Z 18 XE	133810		
X 20 XER			138678
X 20 XEV	138762		138678
Z 20 LET	133879		
Z 16 XE	133809		
Z 18 XE	133810		
Z 20 LET	133879		
Z 20 LET	133879		
X 18 XE1; Z 18 XEL	133810		
Z 18 XE	133810		
Z 18 XE	133810		
Z 20 LET	133879		
Z 20 LET	133879		
X 16 SZR	138430		
Z 16 SE	138804		
X 12 XE	133816		
Z 12 XE	133816		
X 14 XE; Z 14 XE	133809		
X 16 XEL; Z 16 XE	133809		
Z 16 XE	133809		
X 18 XE1	133810		
Z 18 XE	133810		
Z 18 XE	133810		
X 20 XEV	138762		138678
X 16 SZR	138430		
Z 16 SE	138804		
X 12 XE	133816		
Z 12 XE	133816		
X 14 XE; Z 14 XE	133809		
C 16 SEL; X 16 XEL; Z 16 XE; Z 16 XEP	133809		
Z 16 XE	133809		

Anwendungsliste

Application List



	Model	Type	Model year	ccm	Output	Cylinder
VAUXHALL	ASTRA Mk IV (G) Sedan	1.8 16V	02.1998 - 07.2004	1796	KW 85 / PS 116	4
VAUXHALL	ASTRA Mk IV (G) Sedan	1.8 16V	02.1998 - 07.2004	1796	KW 92 / PS 125	4
VAUXHALL	ASTRA Mk IV (G) Sedan	1.8 16V Dualfuel	02.1998 - 07.2004	1796	KW 87 / PS 118	4
VAUXHALL	ASTRA Mk IV (G) Sedan	2.0 16V	09.1998 - 05.2005	1998	KW 100 / PS 136	4
VAUXHALL	ASTRA Mk V (H) CC	1.4	01.2004 - 05.2009	1364	KW 66 / PS 90	4
VAUXHALL	ASTRA Mk V (H) CC	1.6	01.2004 - 05.2009	1598	KW 77 / PS 105	4
VAUXHALL	ASTRA Mk V (H) CC	1.8	01.2004 - 05.2009	1796	KW 92 / PS 125	4
VAUXHALL	ASTRA Mk V (H) CC	1.8	01.2004 - 05.2009	1796	KW 103 / PS 140	4
VAUXHALL	ASTRA Mk V (H) CC	2.0 Turbo	01.2004 - 05.2009	1998	KW 125 / PS 170	4
VAUXHALL	ASTRA Mk V (H) CC	2.0 Turbo	01.2004 - 05.2009	1998	KW 147 / PS 200	4
VAUXHALL	ASTRA Mk V (H) Estate	1.4	08.2004 - 03.2009	1364	KW 66 / PS 90	4
VAUXHALL	ASTRA Mk V (H) Estate	1.6	08.2004 - 03.2009	1598	KW 77 / PS 105	4
VAUXHALL	ASTRA Mk V (H) Estate	1.8	10.2004 - 03.2009	1796	KW 92 / PS 125	4
VAUXHALL	ASTRA Mk V (H) Estate	2.0 Turbo	08.2004 - 10.2010	1998	KW 125 / PS 170	4
VAUXHALL	ASTRA Mk V (H) Estate	2.0 Turbo	08.2004 - 10.2010	1998	KW 147 / PS 200	4
VAUXHALL	ASTRA Mk V (H) Sport Hatch	1.8	02.2005 - 11.2010	1796	KW 92 / PS 125	4
VAUXHALL	ASTRA Mk V (H) Sport Hatch	2.0 Turbo	02.2005 - 11.2010	1998	KW 125 / PS 170	4
VAUXHALL	ASTRA TwinTop Mk V (H)	1.6	09.2005 - 11.2010	1598	KW 77 / PS 105	4
VAUXHALL	ASTRA TwinTop Mk V (H)	2.0	02.2006 - 11.2010	1998	KW 125 / PS 170	4
VAUXHALL	ASTRA TwinTop Mk V (H)	2.0 Turbo	01.2006 - 11.2010	1998	KW 147 / PS 200	4
VAUXHALL	ASTRAVAN Mk III (F)	1.4 i	01.1991 - 10.1994	1389	KW 44 / PS 60	4
VAUXHALL	ASTRAVAN Mk III (F)	1.6 i	01.1991 - 08.1998	1598	KW 55 / PS 75	4
VAUXHALL	ASTRAVAN Mk III (F)	1.6 i	01.1991 - 08.1998	1598	KW 55 / PS 75	4
VAUXHALL	ASTRAVAN Mk III (F)	1.6 i	02.1994 - 10.1996	1598	KW 52 / PS 71	4
VAUXHALL	ASTRAVAN Mk IV (G)	1.6 i	08.1998 - 09.2000	1598	KW 55 / PS 75	4
VAUXHALL	ASTRAVAN Mk IV (G)	1.6 i	09.2000 - 08.2006	1598	KW 62 / PS 84	4
VAUXHALL	ASTRAVAN Mk V (H)	1.6	03.2005 -	1598	KW 76 / PS 103	4
VAUXHALL	CALIBRA	2.0 i 16V	06.1990 - 07.1997	1998	KW 100 / PS 136	4
VAUXHALL	CALIBRA	2.0 i 16V	06.1990 - 02.1994	1998	KW 110 / PS 150	4
VAUXHALL	CALIBRA	2.0 i 16V	06.1990 - 02.1994	1998	KW 110 / PS 150	4
VAUXHALL	CALIBRA	2.0 i 16V 4x4	02.1994 - 07.1997	1998	KW 100 / PS 136	4
VAUXHALL	CALIBRA	2.0 i 16V 4x4	06.1990 - 02.1994	1998	KW 110 / PS 150	4
VAUXHALL	CALIBRA	2.0 i 16V 4x4	06.1990 - 02.1994	1998	KW 110 / PS 150	4
VAUXHALL	CALIBRA	2.0 i Turbo 4x4	03.1992 - 07.1997	1998	KW 150 / PS 204	4
VAUXHALL	CALIBRA	2.5 i V6	04.1993 - 07.1997	2498	KW 125 / PS 170	6
VAUXHALL	CARLTON Mk II	1.8 S	12.1982 - 08.1986	1796	KW 65 / PS 88	4
VAUXHALL	CARLTON Mk II	2.0 i	01.1983 - 12.1984	1979	KW 81 / PS 110	4
VAUXHALL	CARLTON Mk II	2.0 S	10.1978 - 08.1986	1998	KW 74 / PS 100	4
VAUXHALL	CARLTON Mk II Estate	1.8 S	11.1982 - 08.1986	1796	KW 66 / PS 90	4
VAUXHALL	CARLTON Mk II Estate	2.0 S	01.1982 - 08.1986	1998	KW 74 / PS 100	4
VAUXHALL	CARLTON Mk III	1.8	09.1987 - 03.1994	1796	KW 65 / PS 88	4
VAUXHALL	CARLTON Mk III	1.8 i	09.1986 - 03.1994	1796	KW 85 / PS 115	4
VAUXHALL	CARLTON Mk III	1.8 S	09.1986 - 03.1994	1796	KW 66 / PS 90	4
VAUXHALL	CARLTON Mk III	3.0 3000	03.1987 - 09.1990	2969	KW 130 / PS 177	6
VAUXHALL	CARLTON Mk III	3.6 24V Lotus	08.1990 - 09.1992	3638	KW 277 / PS 377	6
VAUXHALL	CARLTON Mk III Estate	1.8	09.1987 - 03.1994	1796	KW 65 / PS 88	4
VAUXHALL	CARLTON Mk III Estate	1.8 i	09.1986 - 03.1994	1796	KW 85 / PS 115	4
VAUXHALL	CARLTON Mk III Estate	1.8 S	09.1986 - 03.1994	1796	KW 66 / PS 90	4
VAUXHALL	CAVALIER Mk II	1.3 S	09.1981 - 08.1988	1297	KW 55 / PS 75	4
VAUXHALL	CAVALIER Mk II	1.6 S	09.1981 - 08.1988	1598	KW 66 / PS 90	4
VAUXHALL	CAVALIER Mk II CC	1.3 S	09.1981 - 08.1988	1297	KW 55 / PS 75	4
VAUXHALL	CAVALIER Mk II CC	1.6 S	09.1981 - 08.1988	1598	KW 66 / PS 90	4
VAUXHALL	CAVALIER Mk II Estate	1.6	10.1983 - 08.1988	1598	KW 66 / PS 90	4
VAUXHALL	CAVALIER Mk III (87)	1.6	09.1988 - 05.1993	1598	KW 60 / PS 82	4
VAUXHALL	CAVALIER Mk III (87)	1.8	09.1988 - 08.1995	1796	KW 66 / PS 90	4
VAUXHALL	CAVALIER Mk III (87)	1.4 S	09.1988 - 11.1995	1389	KW 55 / PS 75	4
VAUXHALL	CAVALIER Mk III (87)	1.4 S	09.1988 - 11.1995	1389	KW 55 / PS 75	4
VAUXHALL	CAVALIER Mk III (87)	1.6 i	09.1993 - 11.1995	1598	KW 52 / PS 71	4
VAUXHALL	CAVALIER Mk III (87)	1.6 i	09.1988 - 11.1995	1598	KW 55 / PS 75	4
VAUXHALL	CAVALIER Mk III (87)	1.8 i KAT	03.1990 - 11.1995	1796	KW 66 / PS 90	4
VAUXHALL	CAVALIER Mk III (87)	2.0 i 16V	09.1988 - 11.1995	1998	KW 110 / PS 150	4
VAUXHALL	CAVALIER Mk III (87)	2.0 i 16V 4x4	09.1988 - 11.1995	1998	KW 110 / PS 150	4
VAUXHALL	CAVALIER Mk III (87)	2.0 i Turbo 4x4	06.1992 - 11.1994	1998	KW 150 / PS 204	4
VAUXHALL	CAVALIER Mk III (87)	2.0 SRi 16V	09.1993 - 11.1995	1998	KW 100 / PS 136	4
VAUXHALL	CAVALIER Mk III (87)	2.5 V6	08.1988 - 06.1994	2498	KW 125 / PS 170	6
VAUXHALL	CAVALIER Mk III CC	1.6	09.1988 - 05.1993	1598	KW 60 / PS 82	4
VAUXHALL	CAVALIER Mk III CC	1.8	09.1988 - 10.1990	1796	KW 66 / PS 90	4

Engine code



X 18 XE1	133810		
Z 18 XE	133810		
Z 18 XE	133810		
X 20 XEV	138762		138678
Z 14 XEP	133839		
Z 16 XEP	133832		
Z 18 XE	133810		
A 18 XER; Z 18 XER	133832		
Z 20 LEL	133879		
Z 20 LER	133879		
Z 14 XEP	133839		
Z 16 XEP	133832		
Z 18 XE	133810		
Z 20 LEL	133879		
Z 20 LER	133879		
Z 18 XE	133810		
Z 20 LEL	133879		
Z 16 XEP	133832		
Z 20 LEL	133879		
Z 20 LER	133879		
C 14 NZ	138780		
C 16 NZ	138430		
C 16 NZ	138780		
X 16 SZ	138430		
X 16 SZR	138430		
Z 16 SE	138804		
Z 16 XE1; Z 16 XEP	133832		
X 20 XEV	138762		138678
C 20 XE	138790	138015	
C 20 XE	138790	138401	
X 20 XEV			138678
C 20 XE	138790	138015	
C 20 XE	138790	138401	
C 20 LET		138015	
C 25 XE; X 25 XE		138403	
18 S		138002	
20 E		138002	
C 20 NEJ		138002	
18 S		138002	
C 20 NEJ		138002	
E 18 NVR		138015	
18 SEH	138780	138015	
18 SV	138780	138015	
30 NE		138012	
C 36 GET	138818		
E 18 NVR		138015	
18 SEH	138780	138015	
18 SV	138780	138015	
13 S	138781		
16 SH		138012	
13 S	138781		
16 SH		138012	
16 SH		138012	
16 SV	138780	138033	
18 SV; C 18 NZ	138780		
14 NV		138001	
14 NV		138033	
X 16 SZ	138430		
E 16 NZ		138027	
C 18 NZ	138780		
C 20 XE	138790	138015	
C 20 XE	138790	138015	
C 20 LET		138015	
X 20 XEV	138762		138678
C 25 XE		138403	
16 SV	138780	138033	
18 SV; C 18 NZ	138780		

Anwendungsliste

Application List



	Model	Type	Model year	ccm	Output	Cylinder
VAUXHALL	CAVALIER Mk III CC	1.4 S	09.1988 - 11.1995	1389	KW 55 / PS 75	4
VAUXHALL	CAVALIER Mk III CC	1.4 S	09.1988 - 11.1995	1389	KW 55 / PS 75	4
VAUXHALL	CAVALIER Mk III CC	1.6 i	09.1993 - 11.1995	1598	KW 52 / PS 71	4
VAUXHALL	CAVALIER Mk III CC	1.6 i	09.1988 - 11.1995	1598	KW 55 / PS 75	4
VAUXHALL	CAVALIER Mk III CC	1.8 i KAT	03.1990 - 11.1995	1796	KW 66 / PS 90	4
VAUXHALL	CAVALIER Mk III CC	2.0 i 16V	09.1988 - 11.1995	1998	KW 110 / PS 150	4
VAUXHALL	CAVALIER Mk III CC	2.0 i 16V	09.1993 - 11.1995	1998	KW 100 / PS 136	4
VAUXHALL	CAVALIER Mk III CC	2.0 i 16V 4x4	01.1992 - 11.1993	1998	KW 110 / PS 150	4
VAUXHALL	CAVALIER Mk III CC	2.5 V6	09.1988 - 06.1994	2498	KW 125 / PS 170	6
VAUXHALL	COMBO Mk I (B)	1.4	07.1994 - 10.2001	1389	KW 44 / PS 60	4
VAUXHALL	COMBO Mk II (C) Kasten/Kombi (F25)	1.6	10.2001 - 11.2011	1598	KW 64 / PS 87	4
VAUXHALL	COMBO Mk II (C) Kasten/Kombi (F25)	1.4 i 16V	01.2004 - 11.2011	1364	KW 66 / PS 90	4
VAUXHALL	CORSA Mk I (B)	1.0 i 12V	11.1996 - 09.2000	973	KW 40 / PS 54	3
VAUXHALL	CORSA Mk I (B)	1.2 i 16V	03.1998 - 09.2000	1199	KW 48 / PS 65	4
VAUXHALL	CORSA Mk I (B)	1.4 i	03.1993 - 09.2000	1389	KW 44 / PS 60	4
VAUXHALL	CORSA Mk I (B)	1.4 i	03.1993 - 09.2000	1389	KW 44 / PS 60	4
VAUXHALL	CORSA Mk I (B)	1.4 i 16V	09.1994 - 09.2000	1389	KW 66 / PS 90	4
VAUXHALL	CORSA Mk I (B)	1.4 i S	03.1993 - 09.2000	1389	KW 60 / PS 82	4
VAUXHALL	CORSA Mk I (B)	1.6 GSI 16V	03.1993 - 09.2000	1598	KW 80 / PS 109	4
VAUXHALL	CORSA Mk I (B)	1.6 i 16V	09.1994 - 09.2000	1598	KW 78 / PS 106	4
VAUXHALL	CORSA Mk II (C) (W5L, F08)	1.0 12V	09.2000 - 10.2003	973	KW 43 / PS 58	3
VAUXHALL	CORSA Mk II (C) (W5L, F08)	1.0 12V	11.2003 - 10.2006	998	KW 44 / PS 60	3
VAUXHALL	CORSA Mk II (C) (W5L, F08)	1.2 16V	09.2000 - 10.2006	1199	KW 55 / PS 75	4
VAUXHALL	CORSA Mk II (C) (W5L, F08)	1.2 16V Dualfuel	08.2001 - 10.2006	1199	KW 55 / PS 75	4
VAUXHALL	CORSA Mk II (C) (W5L, F08)	1.4 16V	09.2000 - 10.2006	1389	KW 66 / PS 90	4
VAUXHALL	CORSA Mk II (C) (W5L, F08)	1.8 16V	08.2000 - 09.2006	1796	KW 92 / PS 125	4
VAUXHALL	CORSA Mk III (D) (L_8)	1.2	11.2006 -	1229	KW 59 / PS 80	4
VAUXHALL	CORSA Mk III (D) (L_8)	1.4	07.2006 -	1364	KW 66 / PS 90	4
VAUXHALL	CORSA Mk III (D) (L_8)	1.0	11.2006 -	998	KW 44 / PS 60	3
VAUXHALL	CORSAVAN Mk I (B)	1.4 i	01.1994 - 09.2000	1389	KW 44 / PS 60	4
VAUXHALL	CORSAVAN Mk II (C)	1.2 16V	09.2000 - 06.2006	1199	KW 55 / PS 75	4
VAUXHALL	CORSAVAN Mk II (C)	1.2 16V Dualfuel	08.2001 - 06.2006	1199	KW 55 / PS 75	4
VAUXHALL	FRONTERA Mk I (A)	2.2 i	03.1995 - 10.1998	2198	KW 100 / PS 136	4
VAUXHALL	FRONTERA Mk I (A) Sport	2.0 i	03.1992 - 10.1998	1998	KW 85 / PS 115	4
VAUXHALL	FRONTERA Mk II (B)	2.2 i	10.1998 - 10.2004	2198	KW 100 / PS 136	4
VAUXHALL	INSIGNIA	2.0 Turbo	07.2008 -	1998	KW 162 / PS 220	4
VAUXHALL	INSIGNIA	2.0 Turbo 4x4	07.2008 -	1998	KW 162 / PS 220	4
VAUXHALL	INSIGNIA Sedan	2.0 Turbo	07.2008 -	1998	KW 162 / PS 220	4
VAUXHALL	INSIGNIA Sedan	2.0 Turbo 4x4	07.2008 -	1998	KW 162 / PS 220	4
VAUXHALL	INSIGNIA SPORTS TOURER	2.0 Turbo	07.2008 -	1998	KW 162 / PS 220	4
VAUXHALL	INSIGNIA SPORTS TOURER	2.0 Turbo 4x4	07.2008 -	1998	KW 162 / PS 220	4
VAUXHALL	MERIVA Mk I (A)	1.4 16V Twinport	01.2003 - 10.2009	1364	KW 66 / PS 90	4
VAUXHALL	MERIVA Mk I (A)	1.6 i	01.2003 - 10.2009	1598	KW 64 / PS 87	4
VAUXHALL	MERIVA Mk I (A)	1.6 i 16V	01.2003 - 10.2009	1598	KW 74 / PS 100	4
VAUXHALL	MERIVA Mk I (A)	1.6 i 16V Twinport	01.2003 - 10.2009	1598	KW 77 / PS 105	4
VAUXHALL	MERIVA Mk I (A)	1.8 i 16V	05.2003 - 08.2005	1796	KW 92 / PS 125	4
VAUXHALL	MONTEREY	3.2	06.1992 - 07.1998	3165	KW 130 / PS 177	6
VAUXHALL	NOVA	1.2 N	01.1985 - 10.1987	1196	KW 33 / PS 45	4
VAUXHALL	NOVA	1.2 S	09.1982 - 10.1987	1196	KW 40 / PS 55	4
VAUXHALL	NOVA	1.3 S	09.1982 - 10.1987	1297	KW 51 / PS 70	4
VAUXHALL	NOVA	1.4 S	01.1990 - 02.1993	1389	KW 55 / PS 75	4
VAUXHALL	NOVA CC	1.2 i	01.1985 - 10.1989	1196	KW 33 / PS 45	4
VAUXHALL	NOVA CC	1.2 N	01.1990 - 03.1993	1196	KW 38 / PS 52	4
VAUXHALL	NOVA CC	1.2 S	05.1983 - 02.1990	1196	KW 40 / PS 55	4
VAUXHALL	NOVA CC	1.2 S	01.1988 - 02.1990	1196	KW 43 / PS 58	4
VAUXHALL	NOVA CC	1.3 S	05.1983 - 10.1989	1297	KW 51 / PS 70	4
VAUXHALL	NOVA CC	1.4 i S	09.1991 - 03.1993	1389	KW 60 / PS 82	4
VAUXHALL	NOVA CC	1.4 i S	09.1991 - 03.1993	1389	KW 60 / PS 82	4
VAUXHALL	NOVA CC	1.4 S	01.1990 - 03.1993	1389	KW 55 / PS 75	4
VAUXHALL	NOVA CC	1.6 GSI	05.1988 - 03.1992	1598	KW 74 / PS 100	4
VAUXHALL	NOVA CC	1.6 GSI KAT	02.1992 - 03.1993	1598	KW 74 / PS 101	4
VAUXHALL	NOVAVAN	1.2	01.1990 - 10.1994	1196	KW 38 / PS 52	4
VAUXHALL	OMEGA (B)	2.0	03.1994 - 09.1999	1998	KW 85 / PS 116	4
VAUXHALL	OMEGA (B)	2.0	09.1995 - 09.1996	1998	KW 85 / PS 115	4
VAUXHALL	OMEGA (B)	2.0 16V	03.1994 - 09.1999	1998	KW 100 / PS 136	4
VAUXHALL	OMEGA (B)	2.2 16V	01.1994 - 06.2003	2198	KW 106 / PS 144	4
VAUXHALL	OMEGA (B)	2.5 V6	03.1994 - 09.2000	2498	KW 125 / PS 170	6


Engine code



14 NV		138001	
14 NV		138033	
X 16 SZ	138430	138026	
E 16 NZ	138781	138026	
C 18 NZ	138780		
C 20 XE	138790	138015	
X 20 XEV	138762		138678
C 20 XE	138790	138015	
C 25 XE		138403	
C 14 NZ	138780		
Z 16 SE	138804		
Z 14 XEP	133839		
X 10 XE	133815		
X 12 XE	133816		
C 14 NZ; X 14 SZ	138430		
C 14 NZ; X 14 SZ	138780		
X 14 XE	138430		
C 14 SE	138430		
C 16 XE	138430		
X 16 XE	138430		
Z 10 XE	133815		
Z 10 XEP	133866		
Z 12 XE	133816		
Z 12 XE	133816		
Z 14 XE	133809		
Z 18 XE	133810		
Z 12 XEP	133839		
Z 14 XEP	133839		
A 10 XEP; Z 10 XEP	133866		
C 14 NZ	138780		
Z 12 XE	133816		
Z 12 XE	133816		
X 22 XE	138790		
C 20 NE; X 20 SE	138790		
X 22 SE; Y 22 SE	138805		
A 20 NHT		133058	
A 20 NHT		133058	
A 20 NHT		133058	
A 20 NHT		133058	
A 20 NHT		133058	
A 20 NHT		133058	
Z 14 XEP	133839		
Z 16 SE	138804		
Z 16 XE	133809		
Z 16 XEP	133832		
Z 18 XE	133810		
6 VD1	138818		
12 NC; E 12 GV	138781	138001	
12 ST	138781		
13 SB	138781		
14 NV		138001	
12 NC; E 12 GV		138001	
12 NV	138781		
12 ST	138781		
12 S; 12 ST	138781		
13 SB	138781		
C 14 SE	138430		
C 14 SE	138780		
14 NV		138001	
E 16 SE		138015	
C 16 SE	138430		
12 NV	138781		
X 20 SE	138790		
20 SE	138790		
X 20 XEV			138678
Y 22 XE; Z 22 XE	133880		
X 25 XE	138768		

Anwendungsliste

Application List

	Model	Type	Model year	ccm	Output	Cylinder
VAUXHALL	OMEGA (B)	2.6 V6	08.2000 - 07.2003	2597	KW 132 / PS 180	6
VAUXHALL	OMEGA (B)	2.6 V6	08.2000 - 07.2003	2597	KW 132 / PS 180	6
VAUXHALL	OMEGA (B)	3.0 V6	04.1994 - 07.2000	2962	KW 155 / PS 211	6
VAUXHALL	OMEGA (B)	3.2 V6	02.2001 - 07.2003	3175	KW 160 / PS 218	6
VAUXHALL	OMEGA (B)	3.2 V6	02.2001 - 07.2003	3175	KW 160 / PS 218	6
VAUXHALL	OMEGA (B) Estate	2.0	03.1994 - 09.1999	1998	KW 85 / PS 116	4
VAUXHALL	OMEGA (B) Estate	2.0 16V	03.1994 - 02.2001	1998	KW 100 / PS 136	4
VAUXHALL	OMEGA (B) Estate	2.2 16V	02.1994 - 06.2003	2198	KW 106 / PS 144	4
VAUXHALL	OMEGA (B) Estate	2.5 V6	03.1994 - 09.2000	2498	KW 125 / PS 170	6
VAUXHALL	OMEGA (B) Estate	2.6 V6	08.2000 - 03.2004	2597	KW 132 / PS 180	6
VAUXHALL	OMEGA (B) Estate	2.6 V6	08.2000 - 03.2004	2597	KW 132 / PS 180	6
VAUXHALL	OMEGA (B) Estate	3.0 V6	07.1994 - 07.2000	2962	KW 155 / PS 211	6
VAUXHALL	OMEGA (B) Estate	3.2 V6	02.2001 - 03.2004	3175	KW 160 / PS 218	6
VAUXHALL	OMEGA (B) Estate	3.2 V6	02.2001 - 03.2004	3175	KW 160 / PS 218	6
VAUXHALL	ROYALE	2.9 E	02.1978 - 12.1986	2969	KW 132 / PS 180	6
VAUXHALL	ROYALE	3.0	10.1979 - 10.1982	2969	KW 132 / PS 180	6
VAUXHALL	ROYALE Coupe	2.9	02.1978 - 08.1986	2969	KW 132 / PS 180	6
VAUXHALL	ROYALE Coupe	3.0	10.1979 - 10.1982	2969	KW 132 / PS 180	6
VAUXHALL	SIGNUM	1.8	06.2003 - 07.2005	1796	KW 90 / PS 122	4
VAUXHALL	SIGNUM	2.2 i	05.2003 - 05.2008	2198	KW 114 / PS 155	4
VAUXHALL	SIGNUM	2.8 V6 Turbo	04.2002 - 05.2008	2792	KW 169 / PS 230	6
VAUXHALL	SIGNUM	3.2 V6	05.2003 - 05.2008	3175	KW 155 / PS 211	6
VAUXHALL	TIGRA Mk I (F07)	1.4 16V	07.1994 - 12.2000	1389	KW 66 / PS 90	4
VAUXHALL	TIGRA Mk I (F07)	1.6 16V	07.1994 - 12.2000	1598	KW 78 / PS 106	4
VAUXHALL	TIGRA TwinTop	1.4	06.2004 - 08.2009	1364	KW 66 / PS 90	4
VAUXHALL	TIGRA TwinTop	1.8	06.2004 - 08.2009	1796	KW 92 / PS 125	4
VAUXHALL	VECTRA (B)	1.6 i	08.1995 - 10.2001	1598	KW 55 / PS 75	4
VAUXHALL	VECTRA (B)	1.6 i 16V	08.1995 - 10.2001	1598	KW 74 / PS 100	4
VAUXHALL	VECTRA (B)	1.6 i 16V	08.1995 - 10.2001	1598	KW 74 / PS 100	4
VAUXHALL	VECTRA (B)	1.8 i 16V	10.1995 - 09.2000	1796	KW 85 / PS 116	4
VAUXHALL	VECTRA (B)	1.8 i 16V	10.1995 - 09.2000	1796	KW 85 / PS 116	4
VAUXHALL	VECTRA (B)	1.8 i 16V	09.2000 - 03.2002	1796	KW 92 / PS 125	4
VAUXHALL	VECTRA (B)	2.0 i 16V	10.1995 - 01.2001	1998	KW 100 / PS 136	4
VAUXHALL	VECTRA (B)	2.5 i GSi	03.1998 - 07.2000	2498	KW 143 / PS 194	6
VAUXHALL	VECTRA (B)	2.6 i V6	09.2000 - 03.2002	2597	KW 125 / PS 170	6
VAUXHALL	VECTRA (B)	2.6 i V6	09.2000 - 03.2002	2597	KW 125 / PS 170	6
VAUXHALL	VECTRA (B) CC	1.6 i	08.1995 - 10.2001	1598	KW 55 / PS 75	4
VAUXHALL	VECTRA (B) CC	1.6 i	08.1995 - 10.2001	1598	KW 55 / PS 75	4
VAUXHALL	VECTRA (B) CC	1.6 i 16V	08.1995 - 10.2001	1598	KW 74 / PS 101	4
VAUXHALL	VECTRA (B) CC	1.6 i 16V	08.1995 - 10.2001	1598	KW 74 / PS 101	4
VAUXHALL	VECTRA (B) CC	1.8 i 16V	10.1995 - 09.2000	1796	KW 85 / PS 116	4
VAUXHALL	VECTRA (B) CC	1.8 i 16V	10.1995 - 09.2000	1796	KW 85 / PS 116	4
VAUXHALL	VECTRA (B) CC	1.8 i 16V	09.2000 - 07.2003	1796	KW 92 / PS 125	4
VAUXHALL	VECTRA (B) CC	2.0 i 16V	10.1995 - 01.2001	1998	KW 100 / PS 136	4
VAUXHALL	VECTRA (B) CC	2.5 i GSi	03.1998 - 07.2000	2498	KW 143 / PS 194	6
VAUXHALL	VECTRA (B) CC	2.6 i V6	09.2000 - 07.2003	2597	KW 125 / PS 170	6
VAUXHALL	VECTRA (B) CC	2.6 i V6	09.2000 - 07.2003	2597	KW 125 / PS 170	6
VAUXHALL	VECTRA (B) Estate	1.6 i	11.1996 - 03.2002	1598	KW 55 / PS 75	4
VAUXHALL	VECTRA (B) Estate	1.6 i 16V	11.1996 - 03.2002	1598	KW 74 / PS 100	4
VAUXHALL	VECTRA (B) Estate	1.6 i 16V	11.1996 - 03.2002	1598	KW 74 / PS 100	4
VAUXHALL	VECTRA (B) Estate	1.8 i 16V	11.1996 - 09.2000	1796	KW 85 / PS 115	4
VAUXHALL	VECTRA (B) Estate	1.8 i 16V	11.1996 - 09.2000	1796	KW 85 / PS 115	4
VAUXHALL	VECTRA (B) Estate	1.8 i 16V	09.2000 - 03.2002	1796	KW 92 / PS 125	4
VAUXHALL	VECTRA (B) Estate	2.0 i 16V	10.1995 - 01.2001	1998	KW 100 / PS 136	4
VAUXHALL	VECTRA (B) Estate	2.5 i GSi	05.1998 - 09.1999	2498	KW 143 / PS 194	6
VAUXHALL	VECTRA (B) Estate	2.6 i V6	09.2000 - 03.2002	2597	KW 125 / PS 170	6
VAUXHALL	VECTRA (B) Estate	2.6 i V6	09.2000 - 03.2002	2597	KW 125 / PS 170	6
VAUXHALL	VECTRA Mk II (C)	1.6	01.2006 - 07.2008	1598	KW 77 / PS 105	4
VAUXHALL	VECTRA Mk II (C)	1.8	01.2006 - 07.2008	1796	KW 103 / PS 140	4
VAUXHALL	VECTRA Mk II (C)	1.6 16V	06.2004 - 07.2008	1598	KW 74 / PS 100	4
VAUXHALL	VECTRA Mk II (C)	1.8 16V	04.2002 - 07.2008	1796	KW 90 / PS 122	4
VAUXHALL	VECTRA Mk II (C)	1.8 16V Dualfuel	04.2002 - 07.2008	1796	KW 90 / PS 122	4
VAUXHALL	VECTRA Mk II (C)	2.0 16V Turbo	01.2000 - 10.2008	1998	KW 129 / PS 175	4
VAUXHALL	VECTRA Mk II (C)	2.2 direct	01.2002 - 10.2008	2198	KW 114 / PS 155	4
VAUXHALL	VECTRA Mk II (C)	2.8 V6 Turbo	10.2006 - 08.2008	2792	KW 206 / PS 280	6
VAUXHALL	VECTRA Mk II (C)	2.8 V6 Turbo	08.2005 - 07.2008	2792	KW 169 / PS 230	6
VAUXHALL	VECTRA Mk II (C)	2.8 V6 Turbo	08.2006 - 07.2008	2792	KW 184 / PS 250	6


Engine code



Y 26 SE	133855		
Y 26 SE	133856		
X 30 XE	138768		
Y 32 SE	133855		
Y 32 SE	133856		
X 20 SE	138790		
X 20 XEV			138678
Y 22 XE; Z 22 XE	133880		
X 25 XE	138768		
Y 26 SE	133855		
Y 26 SE	133856		
X 30 XE	138768		
Y 32 SE	133855		
Y 32 SE	133856		
30 E		138002	
30 E		138002	
30 E		138002	
30 E		138002	
Z 18 XE	133810		
Z 22 YH	133885		
Z 28 NEL	133864		
Z 32 SE	133855		
X 14 XE	138430		
X 16 XE	138430		
Z 14 XEP	133839		
Z 18 XE	133810		
X 16 SZR	138430		
X 16 XEL; Y 16 XE; Z 16 XE	133809		
X 16 XEL; Y 16 XE; Z 16 XE	138430		
X 18 XE; X 18 XE1	133810		138678
X 18 XE; X 18 XE1	138762		138678
Z 18 XE	133810		
X 20 XEV	138762		138678
X 25 XE	138761		
Y 26 SE	133855		
Y 26 SE	133856		
X 16 SZR	138430		
X 16 SZR	138780		
X 16 XEL; Y 16 XE; Z 16 XE	133809		
X 16 XEL; Y 16 XE; Z 16 XE	138430		
X 18 XE; X 18 XE1	133810		138678
X 18 XE; X 18 XE1	138762		138678
Z 18 XE	133810		
X 20 XEV	138762		138678
X 25 XE	138761		
Y 26 SE	133855		
Y 26 SE	133856		
X 16 SZR	138430		
X 16 XEL; Y 16 XE; Z 16 XE	133809		
X 16 XEL; Y 16 XE; Z 16 XE	138430		
X 18 XE; X 18 XE1	133810		138678
X 18 XE; X 18 XE1	138762		138678
Z 18 XE	133810		
X 20 XEV	138762		138678
X 25 XE	138761		
Y 26 SE	133855		
Y 26 SE	133856		
Z 16 XEP	133832		
Z 18 XER	133832		
Z 16 XE	133809		
Z 18 XE	133810		
Z 18 XE	133810		
Z 20 NET			138541
Z 22 YH	133885		
Z 28 NET	133864		
Z 28 NEL	133864		
Z 28 NET	133864		

Anwendungsliste

Application List

	Model	Type	Model year	ccm	Output	Cylinder
VAUXHALL	VECTRA Mk II (C)	2.8 V6 Turbo	08.2005 - 07.2008	2792	KW 188 / PS 255	6
VAUXHALL	VECTRA Mk II (C)	3.2 V6	06.2003 - 07.2008	3175	KW 155 / PS 211	6
VAUXHALL	VECTRA Mk II (C) Estate	1.8	01.2006 - 07.2008	1796	KW 103 / PS 140	4
VAUXHALL	VECTRA Mk II (C) Estate	1.6 16V	06.2004 - 07.2008	1598	KW 74 / PS 100	4
VAUXHALL	VECTRA Mk II (C) Estate	1.8 16V	10.2003 - 08.2005	1796	KW 90 / PS 122	4
VAUXHALL	VECTRA Mk II (C) Estate	2.0 16V Turbo	10.2003 - 07.2008	1998	KW 129 / PS 175	4
VAUXHALL	VECTRA Mk II (C) Estate	2.2 direct	10.2003 - 07.2008	2198	KW 114 / PS 155	4
VAUXHALL	VECTRA Mk II (C) Estate	2.8 V6 Turbo	10.2006 - 07.2008	2792	KW 206 / PS 280	6
VAUXHALL	VECTRA Mk II (C) Estate	2.8 V6 Turbo	08.2005 - 07.2008	2792	KW 169 / PS 230	6
VAUXHALL	VECTRA Mk II (C) Estate	2.8 V6 Turbo	08.2006 - 07.2008	2792	KW 188 / PS 255	6
VAUXHALL	VECTRA Mk II (C) Estate	3.2 V6	10.2003 - 08.2005	3175	KW 155 / PS 211	6
VAUXHALL	VECTRA Mk II (C) GTS	1.6	01.2006 - 07.2008	1598	KW 77 / PS 105	4
VAUXHALL	VECTRA Mk II (C) GTS	1.8	01.2006 - 07.2008	1796	KW 103 / PS 140	4
VAUXHALL	VECTRA Mk II (C) GTS	1.6 16V	06.2004 - 07.2008	1598	KW 74 / PS 100	4
VAUXHALL	VECTRA Mk II (C) GTS	1.8 16V	08.2002 - 07.2008	1796	KW 90 / PS 122	4
VAUXHALL	VECTRA Mk II (C) GTS	1.8 16V Dualfuel	08.2002 - 07.2008	1796	KW 90 / PS 122	4
VAUXHALL	VECTRA Mk II (C) GTS	2.0 16V Turbo	03.2003 - 07.2008	1998	KW 129 / PS 175	4
VAUXHALL	VECTRA Mk II (C) GTS	2.2 direct	10.2003 - 08.2005	2198	KW 114 / PS 155	4
VAUXHALL	VECTRA Mk II (C) GTS	2.8 V6 Turbo	08.2005 - 07.2008	2792	KW 169 / PS 230	6
VAUXHALL	VECTRA Mk II (C) GTS	2.8 V6 Turbo	08.2006 - 07.2008	2792	KW 184 / PS 250	6
VAUXHALL	VECTRA Mk II (C) GTS	2.8 V6 Turbo	08.2005 - 07.2008	2792	KW 188 / PS 255	6
VAUXHALL	VECTRA Mk II (C) GTS	3.2 V6	08.2002 - 07.2008	3175	KW 155 / PS 211	6
VAUXHALL	VICEROY	2500	01.1980 - 10.1982	2490	KW 85 / PS 115	6
VAUXHALL	VIVARO Combi (J7)	2.0 16V	08.2001 - 12.2006	1998	KW 88 / PS 120	4
VAUXHALL	VIVARO Kasten (F7)	2.0 16V	08.2001 - 12.2006	1998	KW 88 / PS 120	4
VAUXHALL	VX220	2.0 i Turbo	03.2001 - 04.2004	1998	KW 147 / PS 200	4
VAUXHALL	ZAFIRA Mk I (A) (F75)	1.6 16V	04.1999 - 08.2005	1598	KW 74 / PS 101	4
VAUXHALL	ZAFIRA Mk I (A) (F75)	1.8 16V	05.1999 - 08.2000	1796	KW 85 / PS 116	4
VAUXHALL	ZAFIRA Mk I (A) (F75)	1.8 16V	09.2000 - 08.2005	1796	KW 92 / PS 125	4
VAUXHALL	ZAFIRA Mk I (A) (F75)	2.0 GSI Turbo	09.2001 - 06.2005	1998	KW 141 / PS 192	4
VAUXHALL	ZAFIRA Mk II (B) (M75)	2.2	07.2005 -	2198	KW 110 / PS 150	4
VAUXHALL	ZAFIRA Mk II (B) (M75)	1.6	07.2005 -	1598	KW 77 / PS 105	4
VAUXHALL	ZAFIRA Mk II (B) (M75)	1.8	04.2005 -	1796	KW 103 / PS 140	4
VAUXHALL	ZAFIRA Mk II (B) (M75)	2.0	07.2005 -	1998	KW 147 / PS 200	4
VAUXHALL	ZAFIRA Mk II (B) (M75)	2.0	01.2006 -	1998	KW 176 / PS 240	4
VOLVO	780	2.9	08.1986 - 07.1987	2849	KW 115 / PS 156	6
VOLVO	780	2.9	08.1987 - 07.1990	2849	KW 108 / PS 147	6
VOLVO	240 (P242, P244)	2.3	08.1984 - 07.1986	2315	KW 81 / PS 110	4
VOLVO	240 (P242, P244)	2.3	08.1986 - 07.1987	2315	KW 83 / PS 113	4
VOLVO	240 (P242, P244)	2.3	08.1986 - 12.1988	2316	KW 85 / PS 115	4
VOLVO	240 (P242, P244)	2.0	08.1984 - 07.1985	1986	KW 76 / PS 103	4
VOLVO	240 (P242, P244)	2.0	09.1988 - 12.1993	1986	KW 82 / PS 111	4
VOLVO	240 (P242, P244)	2.3 i KAT	08.1986 - 07.1993	2316	KW 85 / PS 115	4
VOLVO	240 (P242, P244)	2.3 i KAT	08.1986 - 07.1993	2316	KW 85 / PS 115	4
VOLVO	240 Kombi (P245)	2.3	08.1984 - 07.1986	2315	KW 81 / PS 110	4
VOLVO	240 Kombi (P245)	2.3	08.1986 - 12.1988	2316	KW 85 / PS 115	4
VOLVO	240 Kombi (P245)	2.8	10.1980 - 09.1982	2849	KW 114 / PS 155	6
VOLVO	240 Kombi (P245)	2.0	09.1988 - 12.1993	1986	KW 82 / PS 111	4
VOLVO	240 Kombi (P245)	2.3 i KAT	08.1986 - 07.1993	2316	KW 85 / PS 115	4
VOLVO	240 Kombi (P245)	2.3 i KAT	08.1986 - 07.1993	2316	KW 85 / PS 115	4
VOLVO	340-360 (343, 345)	1.4	08.1983 - 07.1986	1397	KW 52 / PS 71	4
VOLVO	340-360 (343, 345)	1.4	08.1982 - 08.1985	1397	KW 46 / PS 63	4
VOLVO	340-360 (343, 345)	1.4	08.1986 - 12.1988	1397	KW 50 / PS 68	4
VOLVO	340-360 (343, 345)	1.4	08.1987 - 07.1988	1397	KW 51 / PS 70	4
VOLVO	340-360 (343, 345)	1.7	08.1985 - 07.1991	1721	KW 59 / PS 80	4
VOLVO	340-360 (343, 345)	2.0	08.1988 - 07.1989	1986	KW 80 / PS 109	4
VOLVO	340-360 (343, 345)	2.0	08.1986 - 07.1988	1986	KW 82 / PS 112	4
VOLVO	340-360 (343, 345)	2.0	08.1984 - 07.1987	1986	KW 77 / PS 105	4
VOLVO	340-360 (343, 345)	2.0	08.1984 - 07.1986	1986	KW 87 / PS 118	4
VOLVO	340-360 (343, 345)	2.0	08.1987 - 07.1988	1986	KW 81 / PS 110	4
VOLVO	340-360 Stufenheck (344)	1.4	08.1986 - 12.1988	1397	KW 50 / PS 68	4
VOLVO	340-360 Stufenheck (344)	1.4	08.1987 - 07.1988	1397	KW 51 / PS 69	4
VOLVO	340-360 Stufenheck (344)	1.4	08.1983 - 07.1986	1397	KW 53 / PS 72	4
VOLVO	340-360 Stufenheck (344)	1.7	08.1985 - 07.1991	1721	KW 59 / PS 80	4
VOLVO	340-360 Stufenheck (344)	2.0	08.1984 - 07.1990	1986	KW 75 / PS 102	4
VOLVO	340-360 Stufenheck (344)	2.0	08.1984 - 07.1986	1986	KW 85 / PS 115	4
VOLVO	340-360 Stufenheck (344)	2.0	08.1984 - 07.1987	1986	KW 77 / PS 105	4


Engine code



Z 28 NET	133864	
Z 32 SE	133855	
Z 18 XER	133832	
Z 16 XE	133809	
Z 18 XE	133810	
Z 20 NET		138541
Z 22 YH	133885	
Z 28 NET	133864	
Z 28 NEL	133864	
Z 28 NET	133864	
Z 32 SE	133855	
Z 16 XEP	133832	
Z 18 XER	133832	
Z 16 XE	133809	
Z 18 XE	133810	
Z 18 XE	133810	
Z 20 NET		138541
Z 22 YH	133885	
Z 28 NEL	133864	
Z 28 NET	133864	
Z 28 NET	133864	
Z 32 SE	133855	
25 S		138002
F4R 720	133800	
F4R 720	133800	
Z 20 LET	133879	
X 16 XEL; Z 16 XE	133809	
X 18 XE1	133810	
Z 18 XE	133810	
Z 20 LET	133879	
Z 22 YH	133885	
Z 16 XEP	133832	
A 18 XER; Z 18 XER	133832	
Z 20 LER	133879	
Z 20 LEH	133879	
B 280 E		138012
B 280 F		138012
B 230 A		138002
B 230 F		138013
B 230 K		138004
B 200 K		138002
B 19 E; B 200 F	133851	
B 230 F		138012
B 230 F		138002
B 230 A		138002
B 230 K		138004
B 28 E	133851	
B 200 F	133851	
B 230 F		138012
B 230 F		138013
B 14.4 S	138750	
B 14.3 E	138750	
B 14.4 S	138750	
B 14.4 S	138750	
B 17 2 K	138750	
B 200 F	138750	
B 200 E; B 200 F	138750	
B 200 K	138750	138002
B 200 E	138750	
B 200 F	138750	
B 14.4 S	138750	
B 14.4 S	138750	
B 14.4 S	138750	
B 17 2 K	138750	
B 200 K	138750	
B 200 E	138750	
B 200 K	138750	

Anwendungsliste

Application List

	Model	Type	Model year	ccm	Output	Cylinder
VOLVO	340-360 Stufenheck (344)	2.0	08.1984 - 07.1986	1986	KW 87 / PS 118	4
VOLVO	340-360 Stufenheck (344)	2.0	08.1986 - 07.1988	1986	KW 82 / PS 112	4
VOLVO	340-360 Stufenheck (344)	2.0	08.1988 - 07.1989	1986	KW 80 / PS 109	4
VOLVO	340-360 Stufenheck (344)	2.0	08.1987 - 07.1988	1986	KW 81 / PS 110	4
VOLVO	440 K (445)	1.6	09.1988 - 12.1996	1596	KW 61 / PS 83	4
VOLVO	440 K (445)	1.7	08.1988 - 07.1989	1721	KW 70 / PS 95	4
VOLVO	440 K (445)	1.7	09.1988 - 12.1996	1721	KW 78 / PS 106	4
VOLVO	440 K (445)	1.7	09.1988 - 12.1996	1721	KW 64 / PS 87	4
VOLVO	440 K (445)	1.7	08.1989 - 12.1996	1721	KW 75 / PS 102	4
VOLVO	440 K (445)	1.8	08.1991 - 07.1996	1794	KW 66 / PS 90	4
VOLVO	440 K (445)	1.8	09.1995 - 12.1996	1794	KW 66 / PS 90	4
VOLVO	440 K (445)	2.0	08.1992 - 07.1995	1998	KW 81 / PS 110	4
VOLVO	440 K (445)	2.0	08.1993 - 07.1996	1998	KW 80 / PS 109	4
VOLVO	460 L (464)	1.6	07.1992 - 07.1996	1596	KW 61 / PS 83	4
VOLVO	460 L (464)	1.7	08.1989 - 07.1992	1721	KW 75 / PS 102	4
VOLVO	460 L (464)	1.7	09.1990 - 07.1996	1721	KW 66 / PS 90	4
VOLVO	460 L (464)	1.7	09.1988 - 07.1996	1721	KW 64 / PS 87	4
VOLVO	460 L (464)	1.8	08.1991 - 07.1996	1794	KW 66 / PS 90	4
VOLVO	460 L (464)	1.9 Turbo-Diesel	07.1994 - 07.1996	1870	KW 66 / PS 90	4
VOLVO	460 L (464)	2.0	08.1992 - 07.1995	1998	KW 81 / PS 110	4
VOLVO	460 L (464)	2.0	08.1993 - 07.1996	1998	KW 80 / PS 109	4
VOLVO	480 E	1.7	08.1987 - 07.1989	1721	KW 70 / PS 95	4
VOLVO	480 E	1.7	08.1986 - 07.1988	1721	KW 80 / PS 109	4
VOLVO	480 E	1.7	08.1989 - 07.1996	1721	KW 75 / PS 102	4
VOLVO	480 E	1.7	04.1986 - 07.1989	1721	KW 78 / PS 106	4
VOLVO	480 E	2.0	08.1992 - 09.1995	1998	KW 81 / PS 110	4
VOLVO	740 (744)	2.3	09.1985 - 12.1989	2315	KW 83 / PS 113	4
VOLVO	740 (744)	2.3	09.1985 - 12.1989	2315	KW 83 / PS 113	4
VOLVO	740 (744)	2.3	08.1984 - 07.1990	2316	KW 84 / PS 114	4
VOLVO	740 (744)	2.3	08.1984 - 07.1990	2316	KW 84 / PS 114	4
VOLVO	740 (744)	2.3	08.1984 - 07.1988	2316	KW 96 / PS 131	4
VOLVO	740 (744)	2.3	08.1984 - 07.1988	2316	KW 96 / PS 131	4
VOLVO	740 (744)	2.3	08.1988 - 07.1991	2316	KW 114 / PS 156	4
VOLVO	740 (744)	2.3	08.1987 - 07.1992	2316	KW 85 / PS 115	4
VOLVO	740 (744)	2.3	08.1987 - 07.1992	2316	KW 85 / PS 115	4
VOLVO	740 (744)	2.3	08.1987 - 07.1992	2316	KW 85 / PS 115	4
VOLVO	740 (744)	2.3	08.1986 - 07.1988	2316	KW 86 / PS 117	4
VOLVO	740 (744)	2.3	08.1986 - 07.1988	2316	KW 86 / PS 117	4
VOLVO	740 (744)	2.3	08.1987 - 07.1989	2316	KW 117 / PS 159	4
VOLVO	740 (744)	2.3	08.1987 - 07.1989	2316	KW 117 / PS 159	4
VOLVO	740 (744)	2.3	08.1988 - 08.1992	2316	KW 111 / PS 151	4
VOLVO	740 (744)	2.3	08.1988 - 08.1992	2316	KW 111 / PS 151	4
VOLVO	740 (744)	2.3	08.1984 - 07.1986	2316	KW 82 / PS 112	4
VOLVO	740 (744)	2.0	08.1985 - 07.1992	1986	KW 89 / PS 121	4
VOLVO	740 (744)	2.0	01.1987 - 08.1988	1986	KW 86 / PS 117	4
VOLVO	740 (744)	2.0	01.1987 - 08.1988	1986	KW 86 / PS 117	4
VOLVO	740 (744)	2.0	09.1990 - 08.1992	1986	KW 82 / PS 111	4
VOLVO	740 (744)	2.0 Turbo	09.1990 - 08.1991	1986	KW 114 / PS 155	4
VOLVO	740 (744)	2.3 Turbo	08.1986 - 07.1989	2316	KW 115 / PS 156	4
VOLVO	740 (744)	2.3 Turbo	08.1989 - 07.1990	2316	KW 121 / PS 165	4
VOLVO	740 (744)	2.3 Turbo	08.1989 - 07.1990	2316	KW 140 / PS 190	4
VOLVO	740 (744)	2.3 Turbo	09.1989 - 08.1991	2316	KW 125 / PS 170	4
VOLVO	740 Kombi (745)	2.3	08.1985 - 12.1989	2315	KW 83 / PS 113	4
VOLVO	740 Kombi (745)	2.3	08.1985 - 12.1989	2315	KW 83 / PS 113	4
VOLVO	740 Kombi (745)	2.3	09.1985 - 07.1990	2316	KW 84 / PS 114	4
VOLVO	740 Kombi (745)	2.3	09.1985 - 07.1990	2316	KW 84 / PS 114	4
VOLVO	740 Kombi (745)	2.3	09.1985 - 07.1990	2316	KW 84 / PS 114	4
VOLVO	740 Kombi (745)	2.3	08.1985 - 07.1988	2316	KW 96 / PS 131	4
VOLVO	740 Kombi (745)	2.3	08.1985 - 07.1988	2316	KW 96 / PS 131	4
VOLVO	740 Kombi (745)	2.3	08.1987 - 07.1992	2316	KW 85 / PS 115	4
VOLVO	740 Kombi (745)	2.3	08.1987 - 07.1992	2316	KW 85 / PS 115	4
VOLVO	740 Kombi (745)	2.3	08.1987 - 07.1992	2316	KW 85 / PS 115	4
VOLVO	740 Kombi (745)	2.3	08.1988 - 07.1990	2316	KW 114 / PS 156	4
VOLVO	740 Kombi (745)	2.3	08.1988 - 07.1990	2316	KW 114 / PS 156	4
VOLVO	740 Kombi (745)	2.3	08.1987 - 07.1989	2316	KW 117 / PS 159	4
VOLVO	740 Kombi (745)	2.3	07.1989 - 08.1992	2316	KW 111 / PS 151	4
VOLVO	740 Kombi (745)	2.3	07.1989 - 08.1992	2316	KW 111 / PS 151	4


Engine code



B 200 E	138750	
B 200 EA	138750	
B 200 F	138750	
B 200 EA	138750	
B 16 F	138750	
B 18 F	138750	
B 18 EP	138750	
B 18 KP	138750	
B 18 FP	138750	
B 18 U	138750	
B 18 U	138750	
B 20 F	138750	
B 20 F	138750	
B 16 F	138750	
B 18 EP	138750	
B 18 KP	138750	
B 18 KP	138750	
B 18 U	138750	
D 19 T	138434	
B 20 F	138750	
B 20 F	138750	
B 18 F	138750	
B 18 E	138750	
B 18 EP	138750	
B 18 E	138750	
B 20 F	138750	
B 230 F		138013
B 230 F		138002
B 23 A; B 230 F		138012
B 23 A; B 230 F		138002
B 230 E		138012
B 230 E		138013
B 234 F		138012
B 230 F		138012
B 230 F		138013
B 230 F		138002
B 230 K		138012
B 230 K		138002
B 234 F		138012
B 234 F		138013
B 234 F		138012
B 234 F		138013
B 230 A	133851	
B 200 G		138012
B 200 E		138012
B 200 E		138013
B 200 F	133851	
B 200 FT	133851	
B 230 FT		138012
B 230 FT		138012
B 230 FT		138012
B 230 FT	133851	
B 230 F		138012
B 230 F		138013
B 230 K		138012
B 230 K		138013
B 230 K		138002
B 230 E		138012
B 230 E		138013
B 230 F		138012
B 230 F		138013
B 230 F		138002
B 234 F		138012
B 234 F		138013
B 234 F		138012
B 234 F		138012
B 234 F		138013
B 234 F		138012
B 234 F		138013

Anwendungsliste

Application List

	Model	Type	Model year	ccm	Output	Cylinder
VOLVO	740 Kombi (745)	2.3	08.1985 - 07.1986	2316	KW 82 / PS 112	4
VOLVO	740 Kombi (745)	2.0	08.1989 - 07.1991	1986	KW 82 / PS 112	4
VOLVO	740 Kombi (745)	2.0	08.1985 - 07.1992	1986	KW 89 / PS 121	4
VOLVO	740 Kombi (745)	2.0	01.1987 - 08.1988	1986	KW 86 / PS 117	4
VOLVO	740 Kombi (745)	2.0 Turbo	09.1990 - 08.1991	1986	KW 114 / PS 155	4
VOLVO	740 Kombi (745)	2.0 Turbo	05.1985 - 08.1987	1986	KW 121 / PS 165	4
VOLVO	740 Kombi (745)	2.3 Turbo	08.1986 - 07.1989	2316	KW 115 / PS 156	4
VOLVO	740 Kombi (745)	2.3 Turbo	08.1989 - 07.1990	2316	KW 121 / PS 165	4
VOLVO	740 Kombi (745)	2.3 Turbo	08.1989 - 07.1990	2316	KW 140 / PS 190	4
VOLVO	740 Kombi (745)	2.3 Turbo	09.1989 - 08.1991	2316	KW 125 / PS 170	4
VOLVO	760 (704, 764)	2.3	01.1988 - 07.1992	2316	KW 119 / PS 162	4
VOLVO	760 (704, 764)	2.8	05.1986 - 08.1991	2849	KW 105 / PS 143	6
VOLVO	760 (704, 764)	2.8	08.1986 - 07.1990	2849	KW 108 / PS 147	6
VOLVO	760 (704, 764)	2.8	09.1987 - 08.1990	2849	KW 125 / PS 170	6
VOLVO	760 Kombi (704, 765)	2.8	05.1986 - 08.1991	2849	KW 105 / PS 143	6
VOLVO	760 Kombi (704, 765)	2.8	08.1986 - 08.1990	2849	KW 115 / PS 156	6
VOLVO	760 Kombi (704, 765)	2.8	08.1984 - 08.1990	2849	KW 125 / PS 170	6
VOLVO	850 Kombi (LW)	2.3 T5-R	08.1995 - 12.1996	2319	KW 184 / PS 250	5
VOLVO	940 (944)	2.3	08.1990 - 12.1994	2316	KW 96 / PS 131	4
VOLVO	940 (944)	2.3	08.1992 - 07.1994	2316	KW 85 / PS 116	4
VOLVO	940 (944)	2.3	08.1990 - 07.1991	2316	KW 114 / PS 156	4
VOLVO	940 (944)	2.0	01.1992 - 07.1994	1986	KW 82 / PS 112	4
VOLVO	940 (944)	2.0 Turbo	08.1990 - 12.1994	1986	KW 114 / PS 155	4
VOLVO	940 (944)	2.3 Turbo	08.1990 - 07.1994	2316	KW 121 / PS 165	4
VOLVO	940 II (944)	2.3	08.1994 - 10.1998	2316	KW 96 / PS 131	4
VOLVO	940 II (944)	2.3	08.1994 - 07.1995	2316	KW 85 / PS 116	4
VOLVO	940 II (944)	2.0 Turbo	04.1996 - 10.1998	1986	KW 114 / PS 155	4
VOLVO	940 II (944)	2.3 ti	01.1995 - 10.1998	2316	KW 99 / PS 135	4
VOLVO	940 II (944)	2.3 Turbo	08.1994 - 10.1998	2316	KW 121 / PS 165	4
VOLVO	940 II Kombi (945)	2.3	08.1994 - 10.1998	2316	KW 96 / PS 131	4
VOLVO	940 II Kombi (945)	2.3	08.1994 - 07.1995	2316	KW 85 / PS 116	4
VOLVO	940 II Kombi (945)	2.0 Turbo	04.1996 - 10.1998	1986	KW 114 / PS 155	4
VOLVO	940 II Kombi (945)	2.3 ti	01.1995 - 10.1998	2316	KW 99 / PS 135	4
VOLVO	940 II Kombi (945)	2.3 Turbo	08.1994 - 10.1998	2316	KW 121 / PS 165	4
VOLVO	940 Kombi (945)	2.3	08.1990 - 12.1994	2316	KW 96 / PS 131	4
VOLVO	940 Kombi (945)	2.3	08.1992 - 07.1994	2316	KW 85 / PS 116	4
VOLVO	940 Kombi (945)	2.3	08.1990 - 07.1991	2316	KW 114 / PS 155	4
VOLVO	940 Kombi (945)	2.0	01.1992 - 07.1994	1986	KW 82 / PS 112	4
VOLVO	940 Kombi (945)	2.0 Turbo	01.1991 - 07.1995	1986	KW 114 / PS 155	4
VOLVO	940 Kombi (945)	2.3 Turbo	08.1990 - 07.1994	2316	KW 121 / PS 165	4
VOLVO	960 (964)	2.9	08.1990 - 07.1994	2922	KW 150 / PS 204	6
VOLVO	960 (964)	2.0	08.1990 - 09.1993	1986	KW 140 / PS 190	4
VOLVO	960 (964)	2.0	09.1990 - 08.1993	1986	KW 103 / PS 140	4
VOLVO	960 (964)	2.0	09.1990 - 09.1993	1986	KW 82 / PS 111	4
VOLVO	960 (964)	2.3 Turbo	09.1990 - 08.1993	2316	KW 121 / PS 165	4
VOLVO	960 II (964)	2.5	07.1994 - 12.1996	2473	KW 125 / PS 170	6
VOLVO	960 II (964)	2.9	07.1994 - 12.1996	2922	KW 150 / PS 204	6
VOLVO	960 II Kombi (965)	2.5	08.1994 - 12.1996	2473	KW 125 / PS 170	6
VOLVO	960 II Kombi (965)	2.9	09.1994 - 12.1996	2922	KW 150 / PS 204	6
VOLVO	960 Kombi (965)	2.9	08.1990 - 07.1994	2922	KW 150 / PS 204	6
VOLVO	960 Kombi (965)	2.0	08.1990 - 09.1993	1986	KW 140 / PS 190	4
VOLVO	960 Kombi (965)	2.0	09.1990 - 08.1993	1986	KW 103 / PS 140	4
VOLVO	960 Kombi (965)	2.3 Turbo	09.1990 - 08.1993	2316	KW 121 / PS 165	4
VOLVO	C30	1.6	10.2006 -	1596	KW 74 / PS 100	4
VOLVO	C30	1.8	10.2006 -	1798	KW 92 / PS 125	4
VOLVO	C30	1.8 FlexFuel	01.2007 -	1798	KW 92 / PS 125	4
VOLVO	C30	2.0	10.2006 -	1999	KW 107 / PS 145	4
VOLVO	C30	2.0 FlexFuel	01.2010 -	1999	KW 107 / PS 146	4
VOLVO	C30	2.4 i	10.2006 -	2435	KW 125 / PS 170	5
VOLVO	C30	T5	10.2006 -	2521	KW 162 / PS 220	5
VOLVO	C30	T5	03.2007 -	2521	KW 169 / PS 230	5
VOLVO	C70 I Cabriolet	2.5	06.1998 - 10.2005	2435	KW 125 / PS 170	5
VOLVO	C70 I Cabriolet	2.5	06.1998 - 10.2005	2435	KW 125 / PS 170	5
VOLVO	C70 I Cabriolet	2.0 T	03.1998 - 10.2005	1984	KW 166 / PS 226	5
VOLVO	C70 I Cabriolet	2.0 T	03.2000 - 10.2005	1984	KW 120 / PS 163	5
VOLVO	C70 I Cabriolet	2.3 T5	07.2002 - 10.2005	2319	KW 180 / PS 245	5
VOLVO	C70 I Cabriolet	2.3 T-5	03.1998 - 10.2005	2319	KW 176 / PS 239	5


Engine code



B 230 A	133851	
B 200 F		138012
B 200 E; B 200 G		138012
B 200 E		138012
B 200 FT	133851	
B 200 ET	133851	
B 230 FT		138012
B 230 FT; B 230 GT		138012
B 230 FT		138012
B 230 FT	133851	
B 230 FT		138012
B 280 F		138012
B 280 F		138012
B 280 E	133851	
B 280 F		138012
B 28 E; B 280 E		138012
B 280 E	133851	
B 5234 T4	138765	
B 230 FB; B 230 G		138012
B 230 FD		138012
B 234 F; B 234 G	133851	138012
B 200 F		138012
B 200 FT	133851	138012
B 230 FT		138012
B 230 FB		138012
B 230 FD		138012
B 200 FT	133851	138012
B 230 FK		138012
B 230 FT		138012
B 230 FB		138012
B 230 FD		138012
B 200 FT	133851	138012
B 230 FK		138012
B 230 FT		138012
B 230 FB		138012
B 230 FD		138012
B 234 F		138012
B 200 F		138012
B 200 FT		138012
B 230 FT		138012
B 6304 F		138403
B 204 FT		138012
B 204 E		138012
B 200 F	133851	
B 230 FT	133851	
B 6254 S	133851	138403
B 6304 S	133851	138403
B 6254 S	133851	138403
B 6304 S	133851	138403
B 6304 F; B 6304 S		138403
B 204 FT		138012
B 204 E		138012
B 230 FT	133851	
B 4164 S3	138808	
B 4184 S11	133852	
B 4184 S8	133852	
B 4204 S3	133852	
B 4204 S4	133852	
B 5244 S4	133889	
B 5254 T3	133889	
B 5254 T7	133889	
B 5254 S	133851	
B 5254 S	133870	
B 5204 T3	133870	
B 5204 T4	133870	
B 5234 T9	133870	
B 5234 T3	133870	

Anwendungsliste

Application List

	Model	Type	Model year	ccm	Output	Cylinder
VOLVO	C70 I Cabriolet	2.4 T	07.2002 - 10.2005	2435	KW 147 / PS 200	5
VOLVO	C70 I Cabriolet	2.5 T	03.1998 - 10.2005	2435	KW 142 / PS 193	5
VOLVO	C70 I Coupe	2.5	03.1999 - 09.2002	2435	KW 121 / PS 165	5
VOLVO	C70 I Coupe	2.5	05.1999 - 09.2002	2435	KW 125 / PS 170	5
VOLVO	C70 I Coupe	2.5	05.1999 - 09.2002	2435	KW 125 / PS 170	5
VOLVO	C70 I Coupe	2.0 T	03.1997 - 09.2002	1984	KW 166 / PS 226	5
VOLVO	C70 I Coupe	2.0 T	03.2000 - 09.2002	1984	KW 120 / PS 163	5
VOLVO	C70 I Coupe	2.3 T-5	03.1997 - 09.2002	2319	KW 176 / PS 240	5
VOLVO	C70 I Coupe	2.5 T	03.1997 - 09.2002	2435	KW 142 / PS 193	5
VOLVO	C70 II Cabriolet	2.4	03.2006 -	2435	KW 103 / PS 140	5
VOLVO	C70 II Cabriolet	2.4 i	03.2006 -	2435	KW 125 / PS 170	5
VOLVO	C70 II Cabriolet	2.4 i	03.2006 -	2435	KW 125 / PS 170	5
VOLVO	C70 II Cabriolet	T5	03.2006 -	2521	KW 162 / PS 220	5
VOLVO	C70 II Cabriolet	T5	03.2007 -	2521	KW 169 / PS 230	5
VOLVO	S40 I (VS)	1.6	09.1995 - 08.1999	1588	KW 77 / PS 105	4
VOLVO	S40 I (VS)	1.6	09.1995 - 08.1999	1588	KW 77 / PS 105	4
VOLVO	S40 I (VS)	1.6	03.1999 - 12.2003	1587	KW 80 / PS 109	4
VOLVO	S40 I (VS)	1.6	03.1999 - 12.2003	1587	KW 80 / PS 109	4
VOLVO	S40 I (VS)	1.8	07.1995 - 08.1999	1731	KW 85 / PS 115	4
VOLVO	S40 I (VS)	1.8	07.1995 - 08.1999	1731	KW 85 / PS 115	4
VOLVO	S40 I (VS)	1.8	03.1999 - 12.2003	1783	KW 90 / PS 122	4
VOLVO	S40 I (VS)	1.8	03.1999 - 12.2003	1783	KW 90 / PS 122	4
VOLVO	S40 I (VS)	1.8	03.1999 - 12.2003	1783	KW 90 / PS 122	4
VOLVO	S40 I (VS)	1.8	03.1999 - 12.2003	1783	KW 90 / PS 122	4
VOLVO	S40 I (VS)	1.8 i	03.1998 - 12.2003	1834	KW 92 / PS 125	4
VOLVO	S40 I (VS)	1.8 i	03.1998 - 12.2003	1834	KW 92 / PS 125	4
VOLVO	S40 I (VS)	1.8 i	06.2001 - 12.2003	1834	KW 90 / PS 122	4
VOLVO	S40 I (VS)	1.8 i	06.2001 - 12.2003	1834	KW 90 / PS 122	4
VOLVO	S40 I (VS)	1.8 i	06.2001 - 12.2003	1834	KW 90 / PS 122	4
VOLVO	S40 I (VS)	1.9 T4	05.1997 - 07.2000	1855	KW 147 / PS 200	4
VOLVO	S40 I (VS)	2.0	07.1995 - 12.2003	1948	KW 100 / PS 136	4
VOLVO	S40 I (VS)	2.0	07.1995 - 12.2003	1948	KW 100 / PS 136	4
VOLVO	S40 I (VS)	2.0	07.1995 - 12.2003	1948	KW 100 / PS 136	4
VOLVO	S40 I (VS)	2.0	07.1995 - 08.1999	1948	KW 103 / PS 140	4
VOLVO	S40 I (VS)	2.0	07.1995 - 08.1999	1948	KW 103 / PS 140	4
VOLVO	S40 I (VS)	2.0	07.1995 - 08.1999	1948	KW 103 / PS 140	4
VOLVO	S40 I (VS)	2.0 T	07.2000 - 06.2001	1948	KW 121 / PS 165	4
VOLVO	S40 I (VS)	2.0 T	07.2000 - 06.2001	1948	KW 121 / PS 165	4
VOLVO	S40 I (VS)	2.0 T	06.2001 - 12.2003	1948	KW 120 / PS 163	4
VOLVO	S40 I (VS)	2.0 T4	07.2000 - 12.2003	1948	KW 147 / PS 200	4
VOLVO	S40 II (MS)	2.4	01.2004 -	2435	KW 103 / PS 140	5
VOLVO	S40 II (MS)	2.4	01.2004 -	2435	KW 125 / PS 170	5
VOLVO	S40 II (MS)	2.4	01.2004 -	2435	KW 125 / PS 170	5
VOLVO	S40 II (MS)	1.6	01.2005 -	1596	KW 74 / PS 101	4
VOLVO	S40 II (MS)	1.8	04.2004 -	1798	KW 92 / PS 125	4
VOLVO	S40 II (MS)	1.8 FlexFuel	01.2006 -	1798	KW 92 / PS 125	4
VOLVO	S40 II (MS)	2.0	10.2006 -	1999	KW 107 / PS 146	4
VOLVO	S40 II (MS)	2.0 F	10.2006 -	1999	KW 107 / PS 146	4
VOLVO	S40 II (MS)	2.4 AWD	08.2006 -	2435	KW 125 / PS 170	5
VOLVO	S40 II (MS)	T5	01.2004 -	2521	KW 162 / PS 220	5
VOLVO	S40 II (MS)	T5	03.2007 -	2521	KW 169 / PS 230	5
VOLVO	S40 II (MS)	T5 AWD	04.2004 -	2521	KW 162 / PS 220	5
VOLVO	S40 II (MS)	T5 AWD	03.2007 -	2521	KW 169 / PS 230	5
VOLVO	S60	2.4	11.2000 - 04.2010	2435	KW 103 / PS 140	5
VOLVO	S60	2.4	11.2000 - 04.2010	2435	KW 125 / PS 170	5
VOLVO	S60	2.4	11.2000 - 04.2010	2435	KW 125 / PS 170	5
VOLVO	S60	2.0 T	09.2001 - 04.2010	1984	KW 132 / PS 180	5
VOLVO	S60	2.0 T	09.2001 - 04.2010	1984	KW 132 / PS 180	5
VOLVO	S60	2.4 Bifuel	06.2002 - 04.2010	2435	KW 103 / PS 140	5
VOLVO	S60	2.4 T	11.2000 - 04.2010	2435	KW 147 / PS 200	5
VOLVO	S60	2.4 T	11.2000 - 04.2010	2435	KW 147 / PS 200	5
VOLVO	S60	2.4 T AWD	11.2001 - 04.2010	2435	KW 147 / PS 200	5
VOLVO	S60	2.4 T AWD	11.2001 - 04.2010	2435	KW 147 / PS 200	5
VOLVO	S60	2.4 T5	04.2004 - 04.2010	2401	KW 191 / PS 260	5
VOLVO	S60	2.5 T	02.2004 - 04.2010	2521	KW 154 / PS 210	5
VOLVO	S60	R 2,5 T AWD	03.2003 - 04.2010	2521	KW 221 / PS 300	5
VOLVO	S60	T5	11.2000 - 04.2010	2319	KW 184 / PS 250	5


Engine code



B 5244 T7	133870	
B 5244 T; B 5254 T	133870	
B 5254 S	133870	
B 5244 S; B 5254 S	133851	
B 5244 S; B 5254 S	133870	
B 5204 T3	133870	
B 5204 T4	133870	
B 5234 T3	133870	
B 5244 T; B 5254 T	133870	
B 5244 S5	133889	
B 5244 S4	133851	
B 5244 S4	133889	
B 5254 T3	133889	
B 5254 T7	133889	
B 4164 S	138757	138682
B 4164 S	138758	138682
B 4164 S2	138757	
B 4164 S2	138758	
B 4184 S; B 4184 S3	138757	138682
B 4184 S; B 4184 S3	138758	138682
B 4184 S2; B 4184 S9	133850	
B 4184 S2; B 4184 S9	133851	
B 4184 S2; B 4184 S9	138757	
B 4184 S2; B 4184 S9	138758	
B 4184 SM	138757	
B 4184 SM	138758	
B 4184 SJ	133851	
B 4184 SJ	138757	
B 4184 SJ	138758	
B 4194 T; B 4194 T2	133850	
B 4204 S; B 4204 S2	133850	138682
B 4204 S; B 4204 S2	138757	138682
B 4204 S; B 4204 S2	138758	138682
B 4204 S	133850	138682
B 4204 S	138757	138682
B 4204 S	138758	138682
B 4204 T2; B 4204 T3	133850	
B 4204 T2; B 4204 T3	133851	
B 4204 T3	133850	
B 4204 T5	133850	
B 5244 S5	133889	
B 5244 S	133851	
B 5244 S	133889	
B 4164 S3	138808	
B 4184 S11	133852	
B 4184 S8	133852	
B 4204 S3	133852	
B 4204 S4	133852	
B 5244 S4	133851	
B 5254 T3	133889	
B 5254 T7	133889	
B 5254 T3	133889	
B 5254 T7	133889	
B 5244 S2	133870	
B 5244 S	133851	
B 5244 S	133870	
B 5204 T5	133870	
B 5204 T5	133889	
B 5244 SG2	133870	
B 5244 T3	133870	
B 5244 T3	133889	
B 5244 T3	133870	
B 5244 T3	133889	
B 5244 T5	133889	
B 5254 T2	133870	
B 5254 T4	133889	
B 5234 T3	133870	

Anwendungsliste

Application List

	Model	Type	Model year	ccm	Output	Cylinder
VOLVO	S60 II	T6 AWD	04.2010 -	2953	KW 224 / PS 304	6
VOLVO	S70 (P80_)	2.4	01.1997 - 11.2000	2435	KW 125 / PS 170	5
VOLVO	S70 (P80_)	2.4	08.1999 - 11.2000	2435	KW 103 / PS 140	5
VOLVO	S70 (P80_)	2.5	06.1998 - 11.2000	2435	KW 121 / PS 165	5
VOLVO	S70 (P80_)	2.0 Turbo	01.1997 - 11.2000	1984	KW 166 / PS 226	5
VOLVO	S70 (P80_)	2.3 T-5	01.1997 - 11.2000	2319	KW 176 / PS 239	5
VOLVO	S70 (P80_)	2.4 AWD	04.1999 - 09.2000	2435	KW 125 / PS 170	5
VOLVO	S70 (P80_)	2.4 T5 AWD	11.1996 - 04.1999	2435	KW 142 / PS 193	5
VOLVO	S70 (P80_)	2.4 Turbo	01.1997 - 11.2000	2435	KW 142 / PS 193	5
VOLVO	S80 I (TS, XY)	2.4	01.1999 - 07.2006	2435	KW 103 / PS 140	5
VOLVO	S80 I (TS, XY)	2.4	01.1999 - 07.2006	2435	KW 125 / PS 170	5
VOLVO	S80 I (TS, XY)	2.4	01.1999 - 07.2006	2435	KW 125 / PS 170	5
VOLVO	S80 I (TS, XY)	2.0	06.1998 - 07.2006	1984	KW 120 / PS 163	5
VOLVO	S80 I (TS, XY)	2.0 T	06.1998 - 07.2006	1984	KW 166 / PS 226	5
VOLVO	S80 I (TS, XY)	2.0 T	12.1999 - 07.2006	1984	KW 132 / PS 180	5
VOLVO	S80 I (TS, XY)	2.0 T	12.1999 - 07.2006	1984	KW 132 / PS 180	5
VOLVO	S80 I (TS, XY)	2.4 Bifuel	09.2001 - 07.2006	2435	KW 103 / PS 140	5
VOLVO	S80 I (TS, XY)	2.4 T	06.2000 - 07.2006	2435	KW 147 / PS 200	5
VOLVO	S80 I (TS, XY)	2.4 T5 AWD	04.2000 - 09.2003	2435	KW 147 / PS 200	5
VOLVO	S80 I (TS, XY)	2.5 T AWD	07.2003 - 07.2006	2521	KW 154 / PS 210	5
VOLVO	S80 I (TS, XY)	2.8 T6	05.1998 - 07.2006	2783	KW 200 / PS 272	6
VOLVO	S80 II (AS)	3.2	03.2006 -	3192	KW 175 / PS 238	6
VOLVO	S80 II (AS)	2.0	01.2008 -	1999	KW 107 / PS 146	4
VOLVO	S80 II (AS)	2.0 FlexFuel	01.2008 -	1999	KW 107 / PS 146	4
VOLVO	S80 II (AS)	2.5 T	03.2006 -	2521	KW 147 / PS 200	5
VOLVO	S80 II (AS)	2.5 T	01.2010 -	2521	KW 170 / PS 231	5
VOLVO	S80 II (AS)	2.5 T FlexFuel	05.2008 -	2521	KW 147 / PS 200	5
VOLVO	S80 II (AS)	2.5 T FlexFuel	01.2010 -	2521	KW 170 / PS 231	5
VOLVO	S80 II (AS)	3.2 AWD	01.2007 -	3192	KW 175 / PS 238	6
VOLVO	S80 II (AS)	T6 AWD	10.2010 -	2953	KW 224 / PS 305	6
VOLVO	S90	2.5	11.1996 - 10.1998	2473	KW 125 / PS 170	6
VOLVO	S90	2.9	01.1997 - 05.1998	2922	KW 132 / PS 180	6
VOLVO	S90	2.9	01.1997 - 05.1998	2922	KW 150 / PS 204	6
VOLVO	V40 Kombi (VW)	1.6	12.1995 - 08.1999	1588	KW 77 / PS 105	4
VOLVO	V40 Kombi (VW)	1.6	12.1995 - 08.1999	1588	KW 77 / PS 105	4
VOLVO	V40 Kombi (VW)	1.6	03.1999 - 06.2004	1587	KW 80 / PS 109	4
VOLVO	V40 Kombi (VW)	1.6	03.1999 - 06.2004	1587	KW 80 / PS 109	4
VOLVO	V40 Kombi (VW)	1.8	07.1995 - 08.1999	1731	KW 85 / PS 115	4
VOLVO	V40 Kombi (VW)	1.8	07.1995 - 08.1999	1731	KW 85 / PS 115	4
VOLVO	V40 Kombi (VW)	1.8	03.1999 - 06.2004	1783	KW 90 / PS 122	4
VOLVO	V40 Kombi (VW)	1.8	03.1999 - 06.2004	1783	KW 90 / PS 122	4
VOLVO	V40 Kombi (VW)	1.8	03.1999 - 06.2004	1783	KW 90 / PS 122	4
VOLVO	V40 Kombi (VW)	1.8	03.1999 - 06.2004	1783	KW 90 / PS 122	4
VOLVO	V40 Kombi (VW)	1.8 i	03.1998 - 06.2004	1834	KW 92 / PS 125	4
VOLVO	V40 Kombi (VW)	1.8 i	03.1998 - 06.2004	1834	KW 92 / PS 125	4
VOLVO	V40 Kombi (VW)	1.8 i	06.2001 - 06.2004	1834	KW 90 / PS 122	4
VOLVO	V40 Kombi (VW)	1.8 i	06.2001 - 06.2004	1834	KW 90 / PS 122	4
VOLVO	V40 Kombi (VW)	1.8 i	06.2001 - 06.2004	1834	KW 90 / PS 122	4
VOLVO	V40 Kombi (VW)	1.8 i	06.2001 - 06.2004	1834	KW 90 / PS 122	4
VOLVO	V40 Kombi (VW)	1.9 T4	05.1997 - 07.2000	1855	KW 147 / PS 200	4
VOLVO	V40 Kombi (VW)	2.0	07.1995 - 06.2004	1948	KW 100 / PS 136	4
VOLVO	V40 Kombi (VW)	2.0	07.1995 - 06.2004	1948	KW 100 / PS 136	4
VOLVO	V40 Kombi (VW)	2.0	07.1995 - 06.2004	1948	KW 100 / PS 136	4
VOLVO	V40 Kombi (VW)	2.0	07.1995 - 08.1999	1948	KW 103 / PS 140	4
VOLVO	V40 Kombi (VW)	2.0	07.1995 - 08.1999	1948	KW 103 / PS 140	4
VOLVO	V40 Kombi (VW)	2.0	07.1995 - 08.1999	1948	KW 103 / PS 140	4
VOLVO	V40 Kombi (VW)	2.0	07.1995 - 08.1999	1948	KW 103 / PS 140	4
VOLVO	V40 Kombi (VW)	2.0 T	07.1999 - 06.2001	1948	KW 121 / PS 165	4
VOLVO	V40 Kombi (VW)	2.0 T	06.2001 - 06.2004	1948	KW 120 / PS 163	4
VOLVO	V40 Kombi (VW)	2.0 T4	07.2000 - 06.2004	1948	KW 147 / PS 200	4
VOLVO	V50 (MW)	2.4	04.2004 -	2435	KW 103 / PS 140	5
VOLVO	V50 (MW)	2.4	04.2004 -	2435	KW 125 / PS 170	5
VOLVO	V50 (MW)	2.4	04.2004 -	2435	KW 125 / PS 170	5
VOLVO	V50 (MW)	1.6	01.2005 -	1596	KW 74 / PS 101	4
VOLVO	V50 (MW)	1.8	04.2004 -	1798	KW 92 / PS 125	4
VOLVO	V50 (MW)	1.8 FlexFuel	01.2005 -	1798	KW 92 / PS 125	4
VOLVO	V50 (MW)	2.0	10.2006 -	1999	KW 107 / PS 146	4
VOLVO	V50 (MW)	2.0 FlexFuel	01.2010 -	1999	KW 107 / PS 146	4
VOLVO	V50 (MW)	2.4 AWD	08.2006 -	2435	KW 125 / PS 170	5


Engine code



B 6304 T4	133892		
B 5244 S; B 5254 S	133870		
B 5244 S2; B 5244 SG	133870		
B 5254 S	133870		
B 5204 T3	133870		
B 5234 T3	133870		
B 5244 S	133851		
B 5254 T	133870		
B 5244 T; B 5254 T	133870		
B 5244 S2	133870		
B 5244 S	133851		
B 5244 S	133870		
B 5204 T4	133870		
B 5204 T3	133870		
B 5204 T5	133870		
B 5204 T5	133889		
B 5244 SG2	133870		
B 5244 T3	133870		
B 5244 T3	133870		
B 5254 T2	133870		
B 6284 T	133870		
B 6324 S	133892		
B 4204 S3	133852		
B 4204 S4	133852		
B 5254 T6	133889		
B 5254 T10	133889		
B 5254 T8	133889		
B 5254 T11	133889		
B 6324 S	133892		
B 6304 T4	133892		
B 6254 FS	133851		
B 6304 S2	133851	138403	
B 6304 G	133851	138403	
B 4164 S	138757		138682
B 4164 S	138758		138682
B 4164 S2	138757		
B 4164 S2	138758		
B 4184 S; B 4184 S3	138757		138682
B 4184 S; B 4184 S3	138758		138682
B 4184 S2; B 4184 S9	133850		
B 4184 S2; B 4184 S9	133851		
B 4184 S2; B 4184 S9	138757		
B 4184 S2; B 4184 S9	138758		
B 4184 SM	138757		
B 4184 SM	138758		
B 4184 SJ	133850		
B 4184 SJ	138757		
B 4184 SJ	138758		
B 4194 T	133850		
B 4204 S; B 4204 S2	133850		
B 4204 S; B 4204 S2	138757		
B 4204 S; B 4204 S2	138758		
B 4204 S	133850		138682
B 4204 S	138757		138682
B 4204 S	138758		138682
B 4204 T2	133851		
B 4204 T3	133850		
B 4204 T5	133850		
B 5244 S5	133889		
B 5244 S	133851		
B 5244 S	133889		
B 4164 S3	138808		
B 4184 S11	133852		
B 4184 S8	133852		
B 4204 S3	133852		
B 4204 S4	133852		
B 5244 S4	133851		

Anwendungsliste

Application List

	Model	Type	Model year	ccm	Output	Cylinder
VOLVO	V50 (MW)	T5	04.2004 -	2521	KW 162 / PS 220	5
VOLVO	V50 (MW)	T5	03.2007 -	2521	KW 169 / PS 230	5
VOLVO	V50 (MW)	T5 AWD	04.2004 -	2521	KW 162 / PS 220	5
VOLVO	V50 (MW)	T5 AWD	03.2007 -	2521	KW 169 / PS 230	5
VOLVO	V60	T6 AWD	09.2010 -	2953	KW 224 / PS 305	6
VOLVO	V70 I (P80_)	2.4	01.1997 - 05.2000	2435	KW 125 / PS 170	5
VOLVO	V70 I (P80_)	2.4	08.1999 - 05.2000	2435	KW 103 / PS 140	5
VOLVO	V70 I (P80_)	2.5	06.1998 - 03.2000	2435	KW 121 / PS 165	5
VOLVO	V70 I (P80_)	2.5	06.1998 - 03.2000	2435	KW 121 / PS 165	5
VOLVO	V70 I (P80_)	2.0	01.1997 - 03.2000	1984	KW 105 / PS 143	5
VOLVO	V70 I (P80_)	2.0 Turbo	01.1997 - 03.2000	1984	KW 155 / PS 211	5
VOLVO	V70 I (P80_)	2.0 Turbo	01.1997 - 03.2000	1984	KW 166 / PS 226	5
VOLVO	V70 I (P80_)	2.0 Turbo AWD	01.1997 - 03.2000	1984	KW 166 / PS 226	5
VOLVO	V70 I (P80_)	2.3 T-5	01.1997 - 03.2000	2319	KW 176 / PS 239	5
VOLVO	V70 I (P80_)	2.3 T-5	01.1997 - 03.2000	2319	KW 176 / PS 239	5
VOLVO	V70 I (P80_)	2.3 T-5 AWD	01.1997 - 03.2000	2319	KW 176 / PS 239	5
VOLVO	V70 I (P80_)	2.4 Turbo	01.1997 - 03.2000	2435	KW 142 / PS 193	5
VOLVO	V70 I (P80_)	2.5 Turbo AWD	01.1997 - 05.2000	2435	KW 142 / PS 193	5
VOLVO	V70 II (P80_)	2.4	03.2000 - 08.2007	2435	KW 103 / PS 140	5
VOLVO	V70 II (P80_)	2.4	03.2000 - 08.2007	2435	KW 125 / PS 170	5
VOLVO	V70 II (P80_)	2.4	03.2000 - 08.2007	2435	KW 125 / PS 170	5
VOLVO	V70 II (P80_)	2.0 T	07.2001 - 08.2007	1984	KW 132 / PS 180	5
VOLVO	V70 II (P80_)	2.0 T	07.2001 - 08.2007	1984	KW 132 / PS 180	5
VOLVO	V70 II (P80_)	2.3 T5	03.2000 - 08.2007	2319	KW 184 / PS 250	5
VOLVO	V70 II (P80_)	2.4 Bifuel	09.2001 - 08.2007	2435	KW 103 / PS 140	5
VOLVO	V70 II (P80_)	2.4 T	03.2000 - 08.2007	2435	KW 147 / PS 200	5
VOLVO	V70 II (P80_)	2.4 T AWD	09.2001 - 08.2007	2435	KW 147 / PS 200	5
VOLVO	V70 II (P80_)	2.4 T5	04.2004 - 08.2007	2401	KW 191 / PS 260	5
VOLVO	V70 II (P80_)	2.5 T	04.2004 - 08.2007	2521	KW 154 / PS 209	5
VOLVO	V70 II (P80_)	2.5 T AWD	09.2002 - 08.2007	2521	KW 154 / PS 209	5
VOLVO	V70 II (P80_)	R 2,5 T AWD	03.2003 - 08.2007	2521	KW 221 / PS 300	5
VOLVO	V70 III	3.2	08.2007 -	3192	KW 175 / PS 238	6
VOLVO	V70 III	2.0	10.2007 -	1999	KW 107 / PS 145	4
VOLVO	V70 III	2.0 FlexiFuel	01.2008 -	1999	KW 107 / PS 146	4
VOLVO	V70 III	2.5 T	08.2007 -	2521	KW 147 / PS 200	5
VOLVO	V70 III	2.5 T	01.2010 -	2521	KW 170 / PS 231	5
VOLVO	V70 III	2.5 T FlexiFuel	05.2008 -	2521	KW 147 / PS 200	5
VOLVO	V70 III	2.5 T FlexiFuel	10.2009 -	2521	KW 170 / PS 231	5
VOLVO	V70 III	3.2 AWD	08.2007 -	3192	KW 175 / PS 238	6
VOLVO	V70 III	T6 AWD	04.2011 -	2953	KW 224 / PS 305	6
VOLVO	V90 Kombi	2.5	11.1996 - 10.1998	2473	KW 125 / PS 170	6
VOLVO	V90 Kombi	2.9	01.1997 - 12.1998	2922	KW 132 / PS 180	6
VOLVO	V90 Kombi	2.9	01.1997 - 12.1998	2922	KW 150 / PS 204	6
VOLVO	XC60	3.2 AWD	07.2009 -	3192	KW 175 / PS 238	6
VOLVO	XC60	T6 AWD	03.2010 -	2953	KW 224 / PS 304	6
VOLVO	XC70 CROSS COUNTRY	2.4 T XC AWD	03.2000 - 09.2002	2435	KW 147 / PS 200	5
VOLVO	XC70 CROSS COUNTRY	2.5 T XC AWD	09.2002 - 08.2007	2521	KW 154 / PS 209	5
VOLVO	XC70 II	3.2 AWD	08.2007 -	3192	KW 175 / PS 238	6
VOLVO	XC70 II	T6 AWD	01.2010 -	2953	KW 224 / PS 304	6
VOLVO	XC90	3.2	05.2006 -	3192	KW 175 / PS 238	6
VW	AMAROK	2.0 TSI	12.2010 -	1984	KW 118 / PS 160	4
VW	BEETLE (5C1)	1.2 TSI	07.2011 -	1197	KW 77 / PS 105	4
VW	BEETLE (5C1)	2.0 TSI	04.2011 -	1984	KW 147 / PS 200	4
VW	BORA (1J2)	1.6	10.1998 - 05.2005	1595	KW 74 / PS 101	4
VW	BORA (1J2)	1.6	10.1998 - 05.2005	1595	KW 74 / PS 101	4
VW	BORA (1J2)	1.6	08.2000 - 05.2005	1595	KW 75 / PS 102	4
VW	BORA (1J2)	1.6	08.2000 - 05.2005	1595	KW 75 / PS 102	4
VW	BORA (1J2)	1.8	10.1998 - 05.2005	1781	KW 92 / PS 125	4
VW	BORA (1J2)	1.8	10.1998 - 05.2005	1781	KW 92 / PS 125	4
VW	BORA (1J2)	1.8	10.1998 - 05.2005	1781	KW 92 / PS 125	4
VW	BORA (1J2)	1.4 16V	03.2000 - 05.2005	1390	KW 55 / PS 75	4
VW	BORA (1J2)	1.4 16V	03.2000 - 05.2005	1390	KW 55 / PS 75	4
VW	BORA (1J2)	1.4 16V	03.2000 - 05.2005	1390	KW 55 / PS 75	4
VW	BORA (1J2)	1.6 16V	05.2000 - 05.2005	1598	KW 77 / PS 105	4
VW	BORA (1J2)	1.6 16V	05.2000 - 05.2005	1598	KW 77 / PS 105	4
VW	BORA (1J2)	1.6 16V	05.2000 - 05.2005	1598	KW 77 / PS 105	4
VW	BORA (1J2)	1.6 16V	05.2000 - 05.2005	1598	KW 77 / PS 105	4
VW	BORA (1J2)	1.6 FSI	01.2002 - 05.2005	1598	KW 81 / PS 110	4

Engine code



B 5254 T3	133889		
B 5254 T7	133889		
B 5254 T3	133889		
B 5254 T7	133889		
B 6304 T4	133892		
B 5244 S; B 5254 S	133870		
B 5244 S2; B 5244 SG2	133870		
B 5254 S	133851		
B 5254 S	133870		
B 5204 F	133870		
B 5204 T	133870		
B 5204 T3	133870		
B 5204 T3	133870		
B 5234 T3	133870		
B 5234 T3	138701		
B 5234 T3	133870		
B 5244 T; B 5254 T	133870		
B 5244 T; B 5254 T	133870		
B 5244 S2	133870		
B 5244 S	133851		
B 5244 S	133870		
B 5204 T5	133870		
B 5204 T5	133889		
B 5234 T3; B 5234 T4	133870		
B 5244 SG; B 5244 SG2	133870		
B 5244 T3	133870		
B 5244 T3	133870		
B 5244 T5	133889		
B 5254 T2	133870		
B 5254 T2	133870		
B 5254 T4	133889		
B 6324 S	133892		
B 4204 S3	133852		
B 4204 S4	133852		
B 5254 T6	133889		
B 5254 T10	133889		
B 5254 T8	133889		
B 5254 T11	133889		
B 6324 S	133892		
B 6304 T4	133892		
B 6254 FS	133851		
B 6304 S2	133851		
B 6304 G	133851	138403	
B 6324 S	133892		
B 6304 T4	133892		
B 5244 T3	133870		
B 5254 T2	133870		
B 6324 S	133892		
B 6304 T4	133892		
B 6324 S	133892		
CFPA	133836		133058
CBZB			133058
CBFA; CCTA; CCZA			133058
AEH; AKL; APF	138704	138420	
AEH; AKL; APF	138425	138420	
AVU; BFQ; BJH	138704	138420	
AVU; BFQ; BJH	138425	138420	
AGN; BAF	138704		
AGN; BAF	138425	138420	
AGN; BAF			
AHW; AKQ; APE; AXP; BCA	133807	138420	
AHW; AKQ; APE; AXP; BCA	138704	138420	
AHW; AKQ; APE; AXP; BCA	138425	138420	
ATN; AUS; AZD; BCB	133807	138420	
ATN; AUS; AZD; BCB	138704	138420	
ATN; AUS; AZD; BCB	138425	138420	
BAD	133807		


Engine code



AGN	138704	138420
AGN	138425	138420
AGU; ARX; AUM; BAE	133805	138420
AGU; ARX; AUM; BAE	133806	138420
AGU; ARX; AUM; BAE	138425	138420
AUQ	133806	
APK; AQY; AZG; AZH; AZJ; BBW	138704	138420
APK; AQY; AZG; AZH; AZJ; BBW	138425	138420
APK; AQY; AZG; AZH; AZJ; BBW	138438	138420
AZH; AZJ	138704	138420
AZH; AZJ	138425	138420
AZH; AZJ	138438	138420
AQN	133848	
AQN	133848	
AQP; AUE; BDE	133848	
AQP; AUE; BDE	138708	
AQP; AUE; BDE	138437	
AEH; AKL; APF	138704	138420
AEH; AKL; APF	138425	138420
AVU; BFQ	138704	138420
AVU; BFQ	138425	138420
AHW; AXP; BCA	133807	138420
AHW; AXP; BCA	138704	138420
AHW; AXP; BCA	138425	138420
ATN; AUS; AZD; BCB	133807	138420
ATN; AUS; AZD; BCB	138704	138420
ATN; AUS; AZD; BCB	138425	138420
BAD	133807	
AGN	138704	138420
AGN	138425	138420
AGU; ARX; AUM	133805	
AGU; ARX; AUM	133806	
AUQ	133806	
APK; AQY; AZG; AZH; AZJ	138704	138420
APK; AQY; AZG; AZH; AZJ	138425	138420
APK; AQY; AZG; AZH; AZJ	138438	138420
AZH; AZJ	138704	138420
AZH; AZJ	138425	138420
AZH; AZJ	138438	138420
AQN	133848	
AQN	133848	
AQP; AUE; BDE	133848	
AQP; AUE; BDE	138708	
AQP; AUE; BDE	138437	
AUE	138437	
JH		138004
AUA	138704	138420
AUA	138425	138420
AEX; APQ; AUD	138701	138420
AEX; APQ; AUD	138702	138420
AEX; APQ; AUD	138704	138420
AEX; APQ; AUD	138419	138420
AEX; APQ; AUD	138425	138420
AEE	138701	
AEE	138702	
AEE	138419	
1F	138701	138007
1F	138702	138007
1F	138415	138007
1F	138419	138007
AEX; AKV; APQ; AUD	138701	138420
AEX; AKV; APQ; AUD	138701	138007
AEX; AKV; APQ; AUD	138702	138420
AEX; AKV; APQ; AUD	138702	138007
AEX; AKV; APQ; AUD	138704	138007
AEX; AKV; APQ; AUD	138704	138420
AEX; AKV; APQ; AUD	138415	

Anwendungsliste

Application List

	Model	Type	Model year	ccm	Output	Cylinder
VW	CADDY II Kombi (9K9B)	1.4	11.1995 - 01.2004	1390	KW 44 / PS 60	4
VW	CADDY II Kombi (9K9B)	1.4	11.1995 - 01.2004	1390	KW 44 / PS 60	4
VW	CADDY II Kombi (9K9B)	1.6	11.1995 - 05.1997	1595	KW 55 / PS 75	4
VW	CADDY II Kombi (9K9B)	1.6	11.1995 - 05.1997	1595	KW 55 / PS 75	4
VW	CADDY II Kombi (9K9B)	1.6	11.1995 - 05.1997	1595	KW 55 / PS 75	4
VW	CADDY II Kombi (9K9B)	1.6	11.1995 - 05.1997	1595	KW 55 / PS 75	4
VW	CADDY II Kombi (9K9B)	1.6	06.1997 - 09.2000	1598	KW 55 / PS 75	4
VW	CADDY II Kombi (9K9B)	1.6	06.1997 - 09.2000	1598	KW 55 / PS 75	4
VW	CADDY II Kombi (9K9B)	1.6	06.1997 - 09.2000	1598	KW 55 / PS 75	4
VW	CADDY II Kombi (9K9B)	1.6	06.1997 - 09.2000	1598	KW 55 / PS 75	4
VW	CADDY II Kombi (9K9B)	1.4 16V	08.2000 - 01.2004	1390	KW 55 / PS 75	4
VW	CADDY II Kombi (9K9B)	1.4 16V	08.2000 - 01.2004	1390	KW 55 / PS 75	4
VW	CADDY II Pick-up (9U7)	1.6	06.1996 - 12.2000	1598	KW 55 / PS 75	4
VW	CADDY II Pick-up (9U7)	1.6	06.1996 - 12.2000	1598	KW 55 / PS 75	4
VW	CADDY II Pick-up (9U7)	1.6	06.1996 - 12.2000	1598	KW 55 / PS 75	4
VW	CADDY II Pick-up (9U7)	1.6	06.1996 - 12.2000	1598	KW 55 / PS 75	4
VW	CADDY III Kasten (2KA, 2KH, 2CA, 2CH)	1.4	03.2004 - 05.2006	1390	KW 55 / PS 75	4
VW	CADDY III Kasten (2KA, 2KH, 2CA, 2CH)	1.4	03.2004 - 05.2006	1390	KW 55 / PS 75	4
VW	CADDY III Kasten (2KA, 2KH, 2CA, 2CH)	1.4	03.2004 - 05.2006	1390	KW 55 / PS 75	4
VW	CADDY III Kasten (2KA, 2KH, 2CA, 2CH)	1.6	04.2004 -	1595	KW 75 / PS 102	4
VW	CADDY III Kasten (2KA, 2KH, 2CA, 2CH)	1.6	04.2004 -	1595	KW 75 / PS 102	4
VW	CADDY III Kasten (2KA, 2KH, 2CA, 2CH)	1.2 TSI	09.2010 -	1197	KW 63 / PS 86	4
VW	CADDY III Kasten (2KA, 2KH, 2CA, 2CH)	1.2 TSI	09.2010 -	1197	KW 77 / PS 105	4
VW	CADDY III Kasten (2KA, 2KH, 2CA, 2CH)	1.4 16V	05.2006 - 08.2010	1390	KW 59 / PS 80	4
VW	CADDY III Kasten (2KA, 2KH, 2CA, 2CH)	2.0 EcoFuel	04.2006 -	1984	KW 80 / PS 109	4
VW	CADDY III Kombi (2KB, 2KJ, 2CB, 2CJ)	1.4	03.2004 - 05.2006	1390	KW 55 / PS 75	4
VW	CADDY III Kombi (2KB, 2KJ, 2CB, 2CJ)	1.4	03.2004 - 05.2006	1390	KW 55 / PS 75	4
VW	CADDY III Kombi (2KB, 2KJ, 2CB, 2CJ)	1.4	03.2004 - 05.2006	1390	KW 55 / PS 75	4
VW	CADDY III Kombi (2KB, 2KJ, 2CB, 2CJ)	1.6	04.2004 -	1595	KW 75 / PS 102	4
VW	CADDY III Kombi (2KB, 2KJ, 2CB, 2CJ)	1.6	04.2004 -	1595	KW 75 / PS 102	4
VW	CADDY III Kombi (2KB, 2KJ, 2CB, 2CJ)	1.2 TSI	09.2010 -	1197	KW 63 / PS 86	4
VW	CADDY III Kombi (2KB, 2KJ, 2CB, 2CJ)	1.2 TSI	09.2010 -	1197	KW 77 / PS 105	4
VW	CADDY III Kombi (2KB, 2KJ, 2CB, 2CJ)	1.4 16V	05.2006 - 08.2010	1390	KW 59 / PS 80	4
VW	CORRADO (53I)	1.8 16V	04.1989 - 07.1992	1781	KW 100 / PS 136	4
VW	CORRADO (53I)	2.0 i	04.1993 - 12.1995	1984	KW 85 / PS 115	4
VW	CORRADO (53I)	2.0 i	04.1993 - 12.1995	1984	KW 85 / PS 115	4
VW	CORRADO (53I)	2.0 i	04.1993 - 12.1995	1984	KW 85 / PS 115	4
VW	CORRADO (53I)	2.0 i 16V	08.1991 - 12.1995	1984	KW 100 / PS 136	4
VW	CORRADO (53I)	2.9 VR6	08.1991 - 12.1995	2861	KW 140 / PS 190	6
VW	CORRADO (53I)	2.9 VR6	08.1991 - 12.1995	2861	KW 140 / PS 190	6
VW	EOS (1F7, 1F8)	1.4 TSI	11.2007 -	1390	KW 90 / PS 122	4
VW	EOS (1F7, 1F8)	1.4 TSI	05.2008 -	1390	KW 118 / PS 160	4
VW	EOS (1F7, 1F8)	1.4 TSI	05.2008 -	1390	KW 118 / PS 160	4
VW	EOS (1F7, 1F8)	1.6 FSI	06.2006 - 05.2008	1598	KW 85 / PS 115	4
VW	EOS (1F7, 1F8)	2.0 FSI	03.2006 - 05.2008	1984	KW 110 / PS 150	4
VW	EOS (1F7, 1F8)	2.0 TFSI	03.2006 -	1984	KW 147 / PS 200	4
VW	EOS (1F7, 1F8)	2.0 TFSI	03.2006 -	1984	KW 147 / PS 200	4
VW	EOS (1F7, 1F8)	2.0 TFSI	03.2006 -	1984	KW 147 / PS 200	4
VW	EOS (1F7, 1F8)	2.0 TSI	11.2009 -	1984	KW 155 / PS 210	4
VW	EOS (1F7, 1F8)	3.2 V6	06.2006 - 05.2009	3189	KW 184 / PS 250	6
VW	FOX (5Z1, 5Z3)	1.2	04.2005 -	1198	KW 40 / PS 55	3
VW	FOX (5Z1, 5Z3)	1.4	04.2005 -	1390	KW 55 / PS 75	4
VW	FOX (5Z1, 5Z3)	1.4	04.2005 -	1390	KW 55 / PS 75	4
VW	GOLF I Cabriolet (155)	1.6	08.1983 - 04.1992	1595	KW 55 / PS 75	4
VW	GOLF I Cabriolet (155)	1.8	08.1983 - 09.1992	1781	KW 66 / PS 90	4
VW	GOLF I Cabriolet (155)	1.8	08.1983 - 04.1993	1781	KW 70 / PS 95	4
VW	GOLF I Cabriolet (155)	1.8	08.1982 - 12.1989	1781	KW 82 / PS 112	4
VW	GOLF I Cabriolet (155)	1.8	08.1989 - 03.1993	1781	KW 72 / PS 98	4
VW	GOLF II (19E, 1G1)	1.3	08.1983 - 06.1987	1272	KW 40 / PS 55	4
VW	GOLF II (19E, 1G1)	1.3	08.1985 - 12.1987	1272	KW 37 / PS 50	4
VW	GOLF II (19E, 1G1)	1.3	08.1983 - 10.1986	1272	KW 43 / PS 58	4
VW	GOLF II (19E, 1G1)	1.6	10.1986 - 12.1992	1595	KW 51 / PS 70	4
VW	GOLF II (19E, 1G1)	1.6	02.1986 - 10.1991	1595	KW 53 / PS 72	4
VW	GOLF II (19E, 1G1)	1.6	08.1983 - 07.1992	1595	KW 55 / PS 75	4
VW	GOLF II (19E, 1G1)	1.8	08.1986 - 01.1990	1781	KW 62 / PS 84	4
VW	GOLF II (19E, 1G1)	1.8	08.1984 - 10.1991	1781	KW 66 / PS 90	4
VW	GOLF II (19E, 1G1)	1.0	08.1985 - 10.1991	1043	KW 37 / PS 50	4


Engine code



AEX; AKV; APQ; AUD	138419	
AEX; AKV; APQ; AUD	138425	
1F	138701	138007
1F	138702	138007
1F	138415	138007
1F	138419	138007
AEE	138701	138007
AEE	138702	138007
AEE	138415	138007
AEE	138419	138007
AUA	138704	138420
AUA	138425	138420
AEE	138701	138007
AEE	138702	138007
AEE	138415	138007
AEE	138419	138007
BCA	133807	138420
BCA	138704	138420
BCA	138425	138420
BGU; BSE; BSF	138704	138420
BGU; BSE; BSF	138425	138420
CBZA		133058
CBZB		133058
BUD	133807	
BSX	138438	
BCA	133807	
BCA	138704	138420
BCA	138425	138420
BGU; BSE; BSF	138704	
BGU; BSE; BSF	138425	138420
CBZA		133058
CBZB		133058
BUD	133807	
KR		138004
2E; ADY	138701	
2E; ADY	138702	
2E; ADY	138419	
9A	138701	
ABV	138701	
ABV	138434	
CAXA	133807	133058
CAVD; CTHD	133807	
CAVD; CTHD		133058
BLF	133807	133060
BVY; BVZ	133836	133061
BPY; BWA; CAWB; CBFA; CCTA; CCZA	133836	133064
BPY; BWA; CAWB; CBFA; CCTA; CCZA	133836	133058
BPY; BWA; CAWB; CBFA; CCTA; CCZA	133836	133059
CCZB		133058
BUB; CBRA	133847	
BMD; CHFB	133812	
BKR	138704	138420
BKR	138425	138420
EW; HN		138004
EX		138004
JH		138004
DX; EV; PB		138004
2H		138004
HK; MH		138004
NU		138004
GT		138004
PN		138004
RF		138004
ABN; EZ; HM		138004
RH		138004
GU; GX; HV		138004
HZ		138004

Anwendungsliste

Application List

	Model	Type	Model year	ccm	Output	Cylinder
VW	GOLF II (19E, 1G1)	1.3 KAT	06.1986 - 12.1992	1272	KW 40 / PS 55	4
VW	GOLF II (19E, 1G1)	1.3 KAT	06.1986 - 12.1992	1272	KW 40 / PS 55	4
VW	GOLF II (19E, 1G1)	1.3 KAT	06.1986 - 12.1992	1272	KW 40 / PS 55	4
VW	GOLF II (19E, 1G1)	1.8 GTI	08.1983 - 10.1991	1781	KW 82 / PS 112	4
VW	GOLF II (19E, 1G1)	1.8 GTI	08.1985 - 10.1987	1781	KW 79 / PS 107	4
VW	GOLF II (19E, 1G1)	1.8 GTI	01.1985 - 07.1985	1781	KW 77 / PS 105	4
VW	GOLF II (19E, 1G1)	1.8 GTI 16V	02.1986 - 10.1991	1781	KW 95 / PS 129	4
VW	GOLF II (19E, 1G1)	1.8 GTI 16V	02.1986 - 06.1990	1781	KW 102 / PS 139	4
VW	GOLF II (19E, 1G1)	1.8 GTI G60	04.1990 - 07.1991	1781	KW 118 / PS 160	4
VW	GOLF II (19E, 1G1)	1.8 GTI G60 Syncro	08.1988 - 07.1991	1781	KW 118 / PS 160	4
VW	GOLF II (19E, 1G1)	1.8 GTI KAT	01.1987 - 10.1991	1781	KW 79 / PS 107	4
VW	GOLF II (19E, 1G1)	1.8 i KAT	08.1987 - 10.1991	1781	KW 66 / PS 90	4
VW	GOLF II (19E, 1G1)	1.8 i Syncro KAT	08.1987 - 10.1991	1781	KW 66 / PS 90	4
VW	GOLF II (19E, 1G1)	1.8 Syncro	02.1986 - 07.1991	1781	KW 66 / PS 90	4
VW	GOLF II (19E, 1G1)	1.8 Syncro	08.1988 - 07.1991	1781	KW 72 / PS 98	4
VW	GOLF III (1H1)	1.3	08.1991 - 07.1992	1272	KW 40 / PS 54	4
VW	GOLF III (1H1)	1.3	08.1991 - 07.1992	1272	KW 40 / PS 54	4
VW	GOLF III (1H1)	1.4	11.1991 - 08.1997	1390	KW 40 / PS 55	4
VW	GOLF III (1H1)	1.4	11.1991 - 08.1997	1390	KW 40 / PS 55	4
VW	GOLF III (1H1)	1.4	11.1991 - 08.1997	1390	KW 40 / PS 55	4
VW	GOLF III (1H1)	1.4	10.1991 - 08.1997	1390	KW 44 / PS 60	4
VW	GOLF III (1H1)	1.4	10.1991 - 08.1997	1390	KW 44 / PS 60	4
VW	GOLF III (1H1)	1.4	10.1991 - 08.1997	1390	KW 44 / PS 60	4
VW	GOLF III (1H1)	1.4	10.1991 - 08.1997	1390	KW 44 / PS 60	4
VW	GOLF III (1H1)	1.6	09.1992 - 08.1997	1598	KW 55 / PS 75	4
VW	GOLF III (1H1)	1.6	09.1992 - 08.1997	1598	KW 55 / PS 75	4
VW	GOLF III (1H1)	1.6	09.1992 - 08.1997	1598	KW 55 / PS 75	4
VW	GOLF III (1H1)	1.6	07.1995 - 08.1997	1595	KW 74 / PS 101	4
VW	GOLF III (1H1)	1.6	07.1995 - 08.1997	1595	KW 74 / PS 101	4
VW	GOLF III (1H1)	1.6	07.1995 - 08.1997	1595	KW 74 / PS 101	4
VW	GOLF III (1H1)	1.8	11.1991 - 08.1997	1781	KW 55 / PS 75	4
VW	GOLF III (1H1)	1.8	11.1991 - 08.1997	1781	KW 55 / PS 75	4
VW	GOLF III (1H1)	1.8	11.1991 - 08.1997	1781	KW 55 / PS 75	4
VW	GOLF III (1H1)	1.8	11.1991 - 08.1997	1781	KW 66 / PS 90	4
VW	GOLF III (1H1)	1.8	11.1991 - 08.1997	1781	KW 66 / PS 90	4
VW	GOLF III (1H1)	1.8	11.1991 - 08.1997	1781	KW 66 / PS 90	4
VW	GOLF III (1H1)	1.8 Syncro	01.1993 - 08.1997	1781	KW 66 / PS 90	4
VW	GOLF III (1H1)	1.8 Syncro	01.1993 - 08.1997	1781	KW 66 / PS 90	4
VW	GOLF III (1H1)	1.8 Syncro	01.1993 - 08.1997	1781	KW 66 / PS 90	4
VW	GOLF III (1H1)	2.0	11.1991 - 08.1997	1984	KW 85 / PS 115	4
VW	GOLF III (1H1)	2.0	11.1991 - 08.1997	1984	KW 85 / PS 115	4
VW	GOLF III (1H1)	2.0 GTI 16V	08.1992 - 08.1997	1984	KW 110 / PS 150	4
VW	GOLF III (1H1)	2.0 GTI 16V	08.1992 - 08.1997	1984	KW 110 / PS 150	4
VW	GOLF III (1H1)	2.0 GTI 16V	08.1992 - 08.1997	1984	KW 110 / PS 150	4
VW	GOLF III (1H1)	2.0 Syncro	08.1995 - 08.1997	1984	KW 85 / PS 115	4
VW	GOLF III (1H1)	2.0 Syncro	08.1995 - 08.1997	1984	KW 85 / PS 115	4
VW	GOLF III (1H1)	2.0 Syncro	08.1995 - 08.1997	1984	KW 85 / PS 115	4
VW	GOLF III (1H1)	2.8 VR6	01.1992 - 08.1997	2792	KW 128 / PS 174	6
VW	GOLF III (1H1)	2.8 VR6	01.1992 - 08.1997	2792	KW 128 / PS 174	6
VW	GOLF III (1H1)	2.8 VR6	08.1995 - 09.1997	2792	KW 120 / PS 163	6
VW	GOLF III (1H1)	2.9 VR6 Syncro	10.1994 - 08.1997	2861	KW 140 / PS 190	6
VW	GOLF III (1H1)	2.9 VR6 Syncro	10.1994 - 08.1997	2861	KW 140 / PS 190	6
VW	GOLF III Cabriolet (1E7)	1.6	10.1994 - 05.1998	1595	KW 74 / PS 101	4
VW	GOLF III Cabriolet (1E7)	1.6	10.1994 - 05.1998	1595	KW 74 / PS 101	4
VW	GOLF III Cabriolet (1E7)	1.6	10.1994 - 05.1998	1595	KW 74 / PS 101	4
VW	GOLF III Cabriolet (1E7)	1.8	07.1993 - 05.1998	1781	KW 55 / PS 75	4
VW	GOLF III Cabriolet (1E7)	1.8	07.1993 - 05.1998	1781	KW 55 / PS 75	4
VW	GOLF III Cabriolet (1E7)	1.8	07.1993 - 05.1998	1781	KW 55 / PS 75	4
VW	GOLF III Cabriolet (1E7)	1.8	07.1993 - 05.1998	1781	KW 66 / PS 90	4
VW	GOLF III Cabriolet (1E7)	1.8	07.1993 - 05.1998	1781	KW 66 / PS 90	4
VW	GOLF III Cabriolet (1E7)	1.8	07.1993 - 05.1998	1781	KW 66 / PS 90	4
VW	GOLF III Cabriolet (1E7)	1.9 TDI	08.1995 - 05.1998	1896	KW 66 / PS 90	4
VW	GOLF III Cabriolet (1E7)	1.9 TDI	07.1996 - 05.1998	1896	KW 81 / PS 110	4
VW	GOLF III Cabriolet (1E7)	2.0	07.1993 - 05.1998	1984	KW 85 / PS 115	4
VW	GOLF III Cabriolet (1E7)	2.0	07.1993 - 05.1998	1984	KW 85 / PS 115	4
VW	GOLF III Cabriolet (1E7)	2.0	07.1993 - 05.1998	1984	KW 85 / PS 115	4
VW	GOLF III Variant (1H5)	1.4	07.1993 - 04.1999	1390	KW 40 / PS 55	4


Engine code



2G; MH; NZ	138701	138004
2G; MH; NZ	138702	138004
2G; MH; NZ	138419	138004
DX; EV; GZ; PB		138004
RD		138004
HT; RV		138004
PL		138004
KR		138004
PG		138004
1H; PG		138004
PF		138004
GX; RP		138004
RP		138004
GU; GX		138004
1P		138004
2G	138702	
2G	138419	
ABD; AEX	138701	
ABD; AEX	138702	
ABD; AEX	138419	
ABD; AEX	138701	
ABD; AEX	138702	
ABD; AEX	138419	
ABU; AEA; AEE	138701	
ABU; AEA; AEE	138702	
ABU; AEA; AEE	138419	
AEK; AFT; AKS	138701	
AEK; AFT; AKS	138702	
AEK; AFT; AKS	138419	
AAM	138701	
AAM	138702	
AAM	138419	
ABS; ACC; ADZ	138701	
ABS; ACC; ADZ	138702	
ABS; ACC; ADZ	138419	
ABS; ADZ	138701	
ABS; ADZ	138702	
ABS; ADZ	138419	
2E; ABA; ADY; AGG; AKR	138701	
2E; ABA; ADY; AGG; AKR	138702	
2E; ABA; ADY; AGG; AKR	138419	
ABF	138701	
ABF	138702	
ABF	138419	
AGG	138701	
AGG	138702	
AGG	138419	
AAA	138708	
AAA	138434	
AAA	138434	
ABV	138708	
ABV	138434	
AEK; AFT; AKS	138701	
AEK; AFT; AKS	138702	
AEK; AFT; AKS	138419	
AAM	138701	
AAM	138702	
AAM	138419	
ABS; ADZ	138701	
ABS; ADZ	138702	
ABS; ADZ	138419	
1Z; AHU; ALE	138701	
AFN	138701	
2E; ADY; AGG; AKR	138701	
2E; ADY; AGG; AKR	138702	
2E; ADY; AGG; AKR	138419	
ABD	138701	

Anwendungsliste

Application List

	Model	Type	Model year	ccm	Output	Cylinder
VW	GOLF III Variant (1H5)	1.4	07.1993 - 04.1999	1390	KW 40 / PS 55	4
VW	GOLF III Variant (1H5)	1.4	07.1993 - 04.1999	1390	KW 40 / PS 55	4
VW	GOLF III Variant (1H5)	1.4	07.1993 - 04.1999	1390	KW 44 / PS 60	4
VW	GOLF III Variant (1H5)	1.4	07.1993 - 04.1999	1390	KW 44 / PS 60	4
VW	GOLF III Variant (1H5)	1.4	07.1993 - 04.1999	1390	KW 44 / PS 60	4
VW	GOLF III Variant (1H5)	1.6	07.1994 - 04.1999	1595	KW 74 / PS 101	4
VW	GOLF III Variant (1H5)	1.6	07.1994 - 04.1999	1595	KW 74 / PS 101	4
VW	GOLF III Variant (1H5)	1.6	07.1994 - 04.1999	1595	KW 74 / PS 101	4
VW	GOLF III Variant (1H5)	1.8	07.1993 - 04.1999	1781	KW 55 / PS 75	4
VW	GOLF III Variant (1H5)	1.8	07.1993 - 04.1999	1781	KW 55 / PS 75	4
VW	GOLF III Variant (1H5)	1.8	07.1993 - 04.1999	1781	KW 55 / PS 75	4
VW	GOLF III Variant (1H5)	1.8	07.1993 - 04.1999	1781	KW 66 / PS 90	4
VW	GOLF III Variant (1H5)	1.8	07.1993 - 04.1999	1781	KW 66 / PS 90	4
VW	GOLF III Variant (1H5)	1.8	07.1993 - 04.1999	1781	KW 66 / PS 90	4
VW	GOLF III Variant (1H5)	1.8 Syncro	10.1994 - 04.1999	1781	KW 66 / PS 90	4
VW	GOLF III Variant (1H5)	1.8 Syncro	10.1994 - 04.1999	1781	KW 66 / PS 90	4
VW	GOLF III Variant (1H5)	1.8 Syncro	10.1994 - 04.1999	1781	KW 66 / PS 90	4
VW	GOLF III Variant (1H5)	2.0	07.1993 - 04.1999	1984	KW 85 / PS 115	4
VW	GOLF III Variant (1H5)	2.0	07.1993 - 04.1999	1984	KW 85 / PS 115	4
VW	GOLF III Variant (1H5)	2.0	07.1993 - 04.1999	1984	KW 85 / PS 115	4
VW	GOLF III Variant (1H5)	2.0 Syncro	08.1995 - 04.1999	1984	KW 85 / PS 115	4
VW	GOLF III Variant (1H5)	2.0 Syncro	08.1995 - 04.1999	1984	KW 85 / PS 115	4
VW	GOLF III Variant (1H5)	2.0 Syncro	08.1995 - 04.1999	1984	KW 85 / PS 115	4
VW	GOLF III Variant (1H5)	2.9 VR6	10.1994 - 04.1999	2861	KW 140 / PS 190	6
VW	GOLF III Variant (1H5)	2.9 VR6	10.1994 - 04.1999	2861	KW 140 / PS 190	6
VW	GOLF III Variant (1H5)	2.9 VR6 Syncro	10.1994 - 04.1999	2861	KW 140 / PS 190	6
VW	GOLF III Variant (1H5)	2.9 VR6 Syncro	10.1994 - 04.1999	2861	KW 140 / PS 190	6
VW	GOLF IV (1J1)	1.6	08.1997 - 05.2004	1595	KW 74 / PS 100	4
VW	GOLF IV (1J1)	1.6	08.1997 - 05.2004	1595	KW 74 / PS 100	4
VW	GOLF IV (1J1)	1.6	08.2000 - 06.2005	1595	KW 75 / PS 102	4
VW	GOLF IV (1J1)	1.6	08.2000 - 06.2005	1595	KW 75 / PS 102	4
VW	GOLF IV (1J1)	1.8	08.1997 - 06.2005	1781	KW 92 / PS 125	4
VW	GOLF IV (1J1)	1.8	08.1997 - 06.2005	1781	KW 92 / PS 125	4
VW	GOLF IV (1J1)	1.4 16V	08.1997 - 06.2005	1390	KW 55 / PS 75	4
VW	GOLF IV (1J1)	1.4 16V	08.1997 - 06.2005	1390	KW 55 / PS 75	4
VW	GOLF IV (1J1)	1.4 16V	08.1997 - 06.2005	1390	KW 55 / PS 75	4
VW	GOLF IV (1J1)	1.6 16V	02.2000 - 06.2005	1598	KW 77 / PS 105	4
VW	GOLF IV (1J1)	1.6 16V	02.2000 - 06.2005	1598	KW 77 / PS 105	4
VW	GOLF IV (1J1)	1.6 16V	02.2000 - 06.2005	1598	KW 77 / PS 105	4
VW	GOLF IV (1J1)	1.6 FSI	01.2002 - 06.2005	1598	KW 81 / PS 110	4
VW	GOLF IV (1J1)	1.8 4motion	05.1998 - 06.2005	1781	KW 92 / PS 125	4
VW	GOLF IV (1J1)	1.8 4motion	05.1998 - 06.2005	1781	KW 92 / PS 125	4
VW	GOLF IV (1J1)	1.8 T	08.1997 - 06.2005	1781	KW 110 / PS 150	4
VW	GOLF IV (1J1)	1.8 T	08.1997 - 06.2005	1781	KW 110 / PS 150	4
VW	GOLF IV (1J1)	1.8 T	08.1997 - 06.2005	1781	KW 110 / PS 150	4
VW	GOLF IV (1J1)	1.8 T GTI	08.2001 - 06.2005	1781	KW 132 / PS 180	4
VW	GOLF IV (1J1)	2.0	07.1998 - 05.2004	1984	KW 85 / PS 115	4
VW	GOLF IV (1J1)	2.0	07.1998 - 05.2004	1984	KW 85 / PS 115	4
VW	GOLF IV (1J1)	2.0	07.1998 - 05.2004	1984	KW 85 / PS 115	4
VW	GOLF IV (1J1)	2.0 4motion	10.2000 - 06.2005	1984	KW 85 / PS 115	4
VW	GOLF IV (1J1)	2.0 4motion	10.2000 - 06.2005	1984	KW 85 / PS 115	4
VW	GOLF IV (1J1)	2.0 4motion	10.2000 - 06.2005	1984	KW 85 / PS 115	4
VW	GOLF IV (1J1)	2.3 V5	10.2000 - 06.2005	2324	KW 125 / PS 170	5
VW	GOLF IV (1J1)	2.3 V5 4motion	10.2000 - 06.2005	2324	KW 125 / PS 170	5
VW	GOLF IV (1J1)	2.8 V6 4motion	03.1999 - 06.2005	2792	KW 150 / PS 204	6
VW	GOLF IV (1J1)	2.8 V6 4motion	03.1999 - 06.2005	2792	KW 150 / PS 204	6
VW	GOLF IV (1J1)	2.8 V6 4motion	03.1999 - 06.2005	2792	KW 150 / PS 204	6
VW	GOLF IV (1J1)	3.2 R32 4motion	09.2002 - 06.2005	3189	KW 177 / PS 241	6
VW	GOLF IV Cabriolet (1E7)	1.6	06.1998 - 06.2002	1595	KW 74 / PS 100	4
VW	GOLF IV Cabriolet (1E7)	1.6	06.1998 - 06.2002	1595	KW 74 / PS 100	4
VW	GOLF IV Cabriolet (1E7)	1.6	06.1998 - 06.2002	1595	KW 74 / PS 100	4
VW	GOLF IV Cabriolet (1E7)	1.6	06.1998 - 06.2002	1595	KW 74 / PS 100	4
VW	GOLF IV Cabriolet (1E7)	1.8	06.1998 - 06.2002	1781	KW 55 / PS 75	4
VW	GOLF IV Cabriolet (1E7)	1.8	06.1998 - 06.2002	1781	KW 55 / PS 75	4
VW	GOLF IV Cabriolet (1E7)	1.8	06.1998 - 06.2002	1781	KW 55 / PS 75	4
VW	GOLF IV Cabriolet (1E7)	1.8	06.1998 - 06.2002	1781	KW 66 / PS 90	4
VW	GOLF IV Cabriolet (1E7)	1.8	06.1998 - 06.2002	1781	KW 66 / PS 90	4


Engine code



ABD	138702	
ABD	138419	
ABD; AEX; APQ	138701	
ABD; AEX; APQ	138702	
ABD; AEX; APQ	138419	
AEK; AFT; AKS	138701	
AEK; AFT; AKS	138702	
AEK; AFT; AKS	138419	
AAM; ANN	138701	
AAM; ANN	138702	
AAM; ANN	138419	
ABS; ADZ; ANP	138701	
ABS; ADZ; ANP	138702	
ABS; ADZ; ANP	138419	
ADZ	138701	
ADZ	138702	
ADZ	138419	
2E; ADY; AGG; AKR	138701	
2E; ADY; AGG; AKR	138702	
2E; ADY; AGG; AKR	138419	
AGG	138701	
AGG	138702	
AGG	138419	
ABV	138708	
ABV	138434	
ABV	138708	
ABV	138434	
AEH; AKL; APF	138704	138420
AEH; AKL; APF	138425	138420
AVU; BFQ; BJH	138704	
AVU; BFQ; BJH	138425	138420
AGN; BAF	138704	138420
AGN; BAF	138425	138420
AHW; AKQ; APE; AXP; BCA	133807	138420
AHW; AKQ; APE; AXP; BCA	138704	138420
AHW; AKQ; APE; AXP; BCA	138425	138420
ATN; AUS; AZD; BCB	133807	138420
ATN; AUS; AZD; BCB	138704	138420
ATN; AUS; AZD; BCB	138425	138420
BAD	133807	
AGN	138704	
AGN	138425	138420
AGU; AQA; ARZ; AUM; AWD	133805	
AGU; AQA; ARZ; AUM; AWD	133806	
AGU; AQA; ARZ; AUM; AWD	133828	
AUQ	133806	
APK; AQY; AZG; AZJ	138704	138420
APK; AQY; AZG; AZJ	138425	138420
APK; AQY; AZG; AZJ	138438	138420
AZH; AZJ	138704	138420
AZH; AZJ	138425	138420
AZH; AZJ	138438	138420
AQN	133848	
AQN	133848	
AQP; AUE; BDE	133848	
AQP; AUE; BDE	138708	
AQP; AUE; BDE	138437	
BFH; BML	133847	
AFT; AKS	138701	138007
AFT; AKS	138702	138007
AFT; AKS	138415	138007
AFT; AKS	138419	138007
AAM; ANN	138701	
AAM; ANN	138702	
AAM; ANN	138419	
ADZ; ANP	138701	
ADZ; ANP	138702	

Anwendungsliste

Application List

	Model	Type	Model year	ccm	Output	Cylinder
VW	GOLF IV Cabriolet (1E7)	1.8	06.1998 - 06.2002	1781	KW 66 / PS 90	4
VW	GOLF IV Cabriolet (1E7)	2.0	06.1998 - 06.2002	1984	KW 85 / PS 115	4
VW	GOLF IV Cabriolet (1E7)	2.0	06.1998 - 06.2002	1984	KW 85 / PS 115	4
VW	GOLF IV Cabriolet (1E7)	2.0	06.1998 - 06.2002	1984	KW 85 / PS 115	4
VW	GOLF IV Cabriolet (1E7)	2.0	06.1998 - 06.2002	1984	KW 85 / PS 115	4
VW	GOLF IV Cabriolet (1E7)	2.0	06.1998 - 06.2002	1984	KW 85 / PS 115	4
VW	GOLF IV Cabriolet (1E7)	2.0	06.1998 - 06.2002	1984	KW 85 / PS 115	4
VW	GOLF IV Variant (1J5)	1.6	05.1999 - 04.2002	1595	KW 74 / PS 101	4
VW	GOLF IV Variant (1J5)	1.6	05.1999 - 04.2002	1595	KW 74 / PS 101	4
VW	GOLF IV Variant (1J5)	1.6	08.2000 - 06.2006	1595	KW 75 / PS 102	4
VW	GOLF IV Variant (1J5)	1.6	08.2000 - 06.2006	1595	KW 75 / PS 102	4
VW	GOLF IV Variant (1J5)	1.4 16V	05.1999 - 06.2006	1390	KW 55 / PS 75	4
VW	GOLF IV Variant (1J5)	1.4 16V	05.1999 - 06.2006	1390	KW 55 / PS 75	4
VW	GOLF IV Variant (1J5)	1.4 16V	05.1999 - 06.2006	1390	KW 55 / PS 75	4
VW	GOLF IV Variant (1J5)	1.6 16V	02.2000 - 06.2006	1598	KW 77 / PS 105	4
VW	GOLF IV Variant (1J5)	1.6 16V	02.2000 - 06.2006	1598	KW 77 / PS 105	4
VW	GOLF IV Variant (1J5)	1.6 16V	02.2000 - 06.2006	1598	KW 77 / PS 105	4
VW	GOLF IV Variant (1J5)	1.6 FSI	01.2002 - 06.2006	1598	KW 81 / PS 110	4
VW	GOLF IV Variant (1J5)	1.8 4motion	05.1999 - 06.2006	1781	KW 92 / PS 125	4
VW	GOLF IV Variant (1J5)	1.8 4motion	05.1999 - 06.2006	1781	KW 92 / PS 125	4
VW	GOLF IV Variant (1J5)	1.8 T	05.2000 - 06.2006	1781	KW 110 / PS 150	4
VW	GOLF IV Variant (1J5)	1.8 T	05.2000 - 06.2006	1781	KW 110 / PS 150	4
VW	GOLF IV Variant (1J5)	1.8 T	05.2000 - 06.2006	1781	KW 110 / PS 150	4
VW	GOLF IV Variant (1J5)	2.0	05.1999 - 06.2006	1984	KW 85 / PS 115	4
VW	GOLF IV Variant (1J5)	2.0	05.1999 - 06.2006	1984	KW 85 / PS 115	4
VW	GOLF IV Variant (1J5)	2.0	05.1999 - 06.2006	1984	KW 85 / PS 115	4
VW	GOLF IV Variant (1J5)	2.0 4motion	10.2000 - 06.2006	1984	KW 85 / PS 115	4
VW	GOLF IV Variant (1J5)	2.0 4motion	10.2000 - 06.2006	1984	KW 85 / PS 115	4
VW	GOLF IV Variant (1J5)	2.0 4motion	10.2000 - 06.2006	1984	KW 85 / PS 115	4
VW	GOLF IV Variant (1J5)	2.0 Bi-Fuel	02.2002 - 06.2006	1984	KW 85 / PS 116	4
VW	GOLF IV Variant (1J5)	2.0 Bi-Fuel	02.2002 - 06.2006	1984	KW 85 / PS 116	4
VW	GOLF IV Variant (1J5)	2.3 V5	10.2000 - 06.2006	2324	KW 125 / PS 170	5
VW	GOLF IV Variant (1J5)	2.3 V5 4motion	10.2000 - 06.2006	2324	KW 125 / PS 170	5
VW	GOLF IV Variant (1J5)	2.8 V6 4motion	05.1999 - 06.2006	2792	KW 150 / PS 204	6
VW	GOLF IV Variant (1J5)	2.8 V6 4motion	05.1999 - 06.2006	2792	KW 150 / PS 204	6
VW	GOLF IV Variant (1J5)	2.8 V6 4motion	05.1999 - 06.2006	2792	KW 150 / PS 204	6
VW	GOLF PLUS (5M1, 521)	1.6	05.2005 -	1595	KW 75 / PS 102	4
VW	GOLF PLUS (5M1, 521)	1.6	05.2005 -	1595	KW 75 / PS 102	4
VW	GOLF PLUS (5M1, 521)	1.2 TSI	05.2010 -	1197	KW 63 / PS 86	4
VW	GOLF PLUS (5M1, 521)	1.2 TSI	11.2009 -	1197	KW 77 / PS 105	4
VW	GOLF PLUS (5M1, 521)	1.4 16V	01.2005 -	1390	KW 55 / PS 75	4
VW	GOLF PLUS (5M1, 521)	1.4 16V	05.2006 -	1390	KW 59 / PS 80	4
VW	GOLF PLUS (5M1, 521)	1.4 FSI	07.2005 -	1390	KW 66 / PS 90	4
VW	GOLF PLUS (5M1, 521)	1.4 TSI	05.2006 - 06.2008	1390	KW 103 / PS 140	4
VW	GOLF PLUS (5M1, 521)	1.4 TSI	05.2006 - 06.2008	1390	KW 125 / PS 170	4
VW	GOLF PLUS (5M1, 521)	1.4 TSI	06.2007 -	1390	KW 90 / PS 122	4
VW	GOLF PLUS (5M1, 521)	1.4 TSI	06.2008 -	1390	KW 118 / PS 160	4
VW	GOLF PLUS (5M1, 521)	1.6 FSI	01.2005 - 05.2008	1598	KW 85 / PS 115	4
VW	GOLF PLUS (5M1, 521)	2.0 FSI	05.2005 - 06.2008	1984	KW 110 / PS 150	4
VW	GOLF PLUS (5M1, 521)	2.0 FSI	05.2005 - 06.2008	1984	KW 110 / PS 150	4
VW	GOLF V (1K1)	1.6	01.2004 - 11.2008	1595	KW 75 / PS 102	4
VW	GOLF V (1K1)	1.6	01.2004 - 11.2008	1595	KW 75 / PS 102	4
VW	GOLF V (1K1)	1.4 16V	10.2003 - 05.2006	1390	KW 55 / PS 75	4
VW	GOLF V (1K1)	1.4 16V	10.2003 - 05.2006	1390	KW 55 / PS 75	4
VW	GOLF V (1K1)	1.4 16V	10.2003 - 05.2006	1390	KW 55 / PS 75	4
VW	GOLF V (1K1)	1.4 16V	05.2006 - 11.2008	1390	KW 59 / PS 80	4
VW	GOLF V (1K1)	1.4 FSI	10.2003 - 07.2006	1390	KW 66 / PS 90	4
VW	GOLF V (1K1)	1.4 TSI	11.2005 - 11.2008	1390	KW 125 / PS 170	4
VW	GOLF V (1K1)	1.4 TSI	05.2006 - 11.2008	1390	KW 103 / PS 140	4
VW	GOLF V (1K1)	1.4 TSI	05.2007 - 11.2008	1390	KW 90 / PS 122	4
VW	GOLF V (1K1)	1.6 FSI	10.2003 - 07.2008	1598	KW 85 / PS 115	4
VW	GOLF V (1K1)	2.0 FSI	01.2004 - 11.2008	1984	KW 110 / PS 150	4
VW	GOLF V (1K1)	2.0 FSI	01.2004 - 11.2008	1984	KW 110 / PS 150	4
VW	GOLF V (1K1)	2.0 FSI 4motion	08.2004 - 11.2008	1984	KW 110 / PS 150	4
VW	GOLF V (1K1)	2.0 FSI 4motion	08.2004 - 11.2008	1984	KW 110 / PS 150	4
VW	GOLF V (1K1)	2.0 GTI	10.2004 - 02.2009	1984	KW 147 / PS 200	4
VW	GOLF V (1K1)	2.0 GTI	10.2004 - 02.2009	1984	KW 147 / PS 200	4


Engine code



ADZ; ANP	138419		
AGG; AKR; ATU; AWF; AWG	138701	138007	
AGG; AKR; ATU; AWF; AWG	138702	138007	
AGG; AKR; ATU; AWF; AWG	138704	138007	
AGG; AKR; ATU; AWF; AWG	138415	138007	
AGG; AKR; ATU; AWF; AWG	138419	138007	
AGG; AKR; ATU; AWF; AWG		138420	
AEH; AKL; APF	138704	138420	
AEH; AKL; APF	138425	138420	
AVU; BFQ	138704	138420	
AVU; BFQ	138425	138420	
AHW; AKQ; APE; AXP; BCA	133807	138420	
AHW; AKQ; APE; AXP; BCA	138704	138420	
AHW; AKQ; APE; AXP; BCA	138425	138420	
ATN; AUS; AZD; BCB	133807	138420	
ATN; AUS; AZD; BCB	138704	138420	
ATN; AUS; AZD; BCB	138425	138420	
BAD	133807		
AGN	138704	138420	
AGN	138425	138420	
AGU; AQA; ARZ; AUM; AWD	133805	138055	
AGU; AQA; ARZ; AUM; AWD	133806	138055	
AGU; AQA; ARZ; AUM; AWD	133828	138055	
APK; AQY; AZJ	138704	138420	
APK; AQY; AZJ	138425	138420	
APK; AQY; AZJ	138438	138420	
AZH; AZJ	138704	138420	
AZH; AZJ	138425	138420	
AZH; AZJ	138438	138420	
BEH	138704		
BEH	138438		
AQN	133848		
AQN	133848		
AQP; AUE; BDE	133848		
AQP; AUE; BDE	138708		
AQP; AUE; BDE	138437		
BSE; BSF; CCSA; CMXA	138704	138420	
BSE; BSF; CCSA; CMXA	138425	138420	
CBZA			133058
CBZB			133058
BCA	133807		
BUD; CCGA	133807		
BLN	133807		133060
BMY	133807		133062
BLG	133807		
CAXA	133807		133058
CAVD; CNWA	133807		133058
BLF	133807		133060
BLR; BLY; BVY; BVZ	133836		133061
BLR; BLY; BVY; BVZ	133836		133059
BGU; BSE; BSF	138704	138420	
BGU; BSE; BSF	138425	138420	
BCA	133807	138420	
BCA	138704	138420	
BCA	138425	138420	
BUD	133807		
BKG; BLN	133807		133060
BLG	133807		
BMY	133807		133062
CAXA	133807		133058
BAG; BLF; BLP	133807		133060
AXW; BLR; BLX; BLY; BVX; BVY; BVZ	133836		133061
AXW; BLR; BLX; BLY; BVX; BVY; BVZ	133836		133059
BLX; BVX	133836		133061
BLX; BVX	133836		133059
AXX; BPY; BWA; CAWB; CBFA; CCTA	133836		133058
AXX; BPY; BWA; CAWB; CBFA; CCTA	133836		133059

Anwendungsliste

Application List

	Model	Type	Model year	ccm	Output	Cylinder
VW	GOLF V (1K1)	2.0 GTI	09.2006 - 12.2008	1984	KW 169 / PS 230	4
VW	GOLF V (1K1)	3.2 R32 4motion	11.2005 - 11.2008	3189	KW 184 / PS 250	6
VW	GOLF V Variant (1K5)	1.4	06.2007 -	1390	KW 59 / PS 80	4
VW	GOLF V Variant (1K5)	1.6	06.2007 -	1595	KW 75 / PS 102	4
VW	GOLF V Variant (1K5)	1.6	06.2007 -	1595	KW 75 / PS 102	4
VW	GOLF V Variant (1K5)	1.4 TSI	06.2007 -	1390	KW 103 / PS 140	4
VW	GOLF V Variant (1K5)	1.4 TSI	06.2007 -	1390	KW 90 / PS 122	4
VW	GOLF V Variant (1K5)	1.4 TSI	06.2007 -	1390	KW 90 / PS 122	4
VW	GOLF V Variant (1K5)	1.4 TSI	06.2007 -	1390	KW 125 / PS 170	4
VW	GOLF V Variant (1K5)	1.4 TSI	07.2008 -	1390	KW 118 / PS 160	4
VW	GOLF V Variant (1K5)	1.4 TSI	07.2008 -	1390	KW 118 / PS 160	4
VW	GOLF V Variant (1K5)	2.0	06.2007 -	1984	KW 147 / PS 200	4
VW	GOLF V Variant (1K5)	2.0	06.2007 -	1984	KW 147 / PS 200	4
VW	GOLF VI (5K1)	1.4	10.2008 - 11.2012	1390	KW 59 / PS 80	4
VW	GOLF VI (5K1)	1.6	10.2008 - 11.2012	1595	KW 75 / PS 102	4
VW	GOLF VI (5K1)	1.6	10.2008 - 11.2012	1595	KW 75 / PS 102	4
VW	GOLF VI (5K1)	1.2 TSI	05.2010 - 11.2012	1197	KW 63 / PS 86	4
VW	GOLF VI (5K1)	1.2 TSI	05.2009 - 11.2012	1197	KW 77 / PS 105	4
VW	GOLF VI (5K1)	1.4 TSI	10.2008 - 11.2012	1390	KW 90 / PS 122	4
VW	GOLF VI (5K1)	1.4 TSI	10.2008 - 11.2012	1390	KW 118 / PS 160	4
VW	GOLF VI (5K1)	1.8 TSI	06.2009 - 01.2011	1798	KW 118 / PS 160	4
VW	GOLF VI (5K1)	2.0 GTi	06.2009 - 11.2013	1984	KW 147 / PS 200	4
VW	GOLF VI (5K1)	2.0 GTi	05.2011 - 11.2012	1984	KW 173 / PS 235	4
VW	GOLF VI (5K1)	2.0 GTi	04.2009 - 11.2012	1984	KW 155 / PS 210	4
VW	GOLF VI (5K1)	2.0 R 4motion	11.2009 - 11.2013	1984	KW 188 / PS 256	4
VW	GOLF VI (5K1)	2.0 R 4motion	11.2009 - 11.2012	1984	KW 199 / PS 270	4
VW	GOLF VI Cabriolet (517)	1.2 TSI	03.2011 -	1197	KW 77 / PS 105	4
VW	GOLF VI Cabriolet (517)	1.4 TSI	11.2011 -	1390	KW 90 / PS 122	4
VW	GOLF VI Cabriolet (517)	1.4 TSI	11.2011 -	1390	KW 90 / PS 122	4
VW	GOLF VI Cabriolet (517)	1.4 TSI	03.2011 -	1390	KW 118 / PS 160	4
VW	GOLF VI Cabriolet (517)	1.4 TSI	03.2011 -	1390	KW 118 / PS 160	4
VW	GOLF VI Cabriolet (517)	2.0 TSI	11.2011 -	1984	KW 155 / PS 211	4
VW	GOLF VI Variant (AJ5)	1.4	07.2009 -	1390	KW 59 / PS 80	4
VW	GOLF VI Variant (AJ5)	1.6	07.2009 -	1595	KW 75 / PS 102	4
VW	GOLF VI Variant (AJ5)	1.6	07.2009 -	1595	KW 75 / PS 102	4
VW	GOLF VI Variant (AJ5)	1.2 TSI	08.2009 -	1197	KW 77 / PS 105	4
VW	GOLF VI Variant (AJ5)	1.2 TSI	07.2010 -	1197	KW 63 / PS 86	4
VW	GOLF VI Variant (AJ5)	1.2 TSI	07.2010 -	1197	KW 63 / PS 86	4
VW	GOLF VI Variant (AJ5)	1.4 TSI	07.2009 -	1390	KW 90 / PS 122	4
VW	GOLF VI Variant (AJ5)	1.4 TSI	07.2009 -	1390	KW 118 / PS 160	4
VW	GOLF VI Variant (AJ5)	1.4 TSI	07.2009 -	1390	KW 118 / PS 160	4
VW	ILTIS (183)	1.7	03.1979 - 12.1988	1714	KW 55 / PS 75	4
VW	JETTA II (19E, 1G2, 165)	1.3	01.1984 - 06.1987	1272	KW 40 / PS 55	4
VW	JETTA II (19E, 1G2, 165)	1.6	10.1986 - 10.1991	1595	KW 51 / PS 70	4
VW	JETTA II (19E, 1G2, 165)	1.6	03.1986 - 10.1991	1595	KW 53 / PS 72	4
VW	JETTA II (19E, 1G2, 165)	1.6	01.1984 - 07.1992	1595	KW 55 / PS 75	4
VW	JETTA II (19E, 1G2, 165)	1.8	08.1986 - 01.1990	1781	KW 62 / PS 84	4
VW	JETTA II (19E, 1G2, 165)	1.8	01.1984 - 10.1991	1781	KW 82 / PS 112	4
VW	JETTA II (19E, 1G2, 165)	1.8	08.1985 - 10.1987	1781	KW 79 / PS 107	4
VW	JETTA II (19E, 1G2, 165)	1.8	08.1984 - 10.1991	1781	KW 66 / PS 90	4
VW	JETTA II (19E, 1G2, 165)	1.3 KAT	06.1987 - 12.1991	1272	KW 40 / PS 55	4
VW	JETTA II (19E, 1G2, 165)	1.3 KAT	06.1987 - 12.1991	1272	KW 40 / PS 55	4
VW	JETTA II (19E, 1G2, 165)	1.8 16V	08.1986 - 10.1991	1781	KW 95 / PS 129	4
VW	JETTA II (19E, 1G2, 165)	1.8 16V	06.1987 - 12.1989	1781	KW 102 / PS 140	4
VW	JETTA II (19E, 1G2, 165)	1.8 KAT	08.1987 - 10.1991	1781	KW 66 / PS 90	4
VW	JETTA II (19E, 1G2, 165)	1.8 KAT	01.1987 - 10.1991	1781	KW 79 / PS 107	4
VW	JETTA II (19E, 1G2, 165)	1.8 Syncro	08.1988 - 07.1991	1781	KW 72 / PS 98	4
VW	JETTA II (19E, 1G2, 165)	1.8 Syncro	08.1987 - 12.1988	1781	KW 66 / PS 90	4
VW	JETTA III (1K2)	1.6	10.2005 - 10.2010	1595	KW 75 / PS 102	4
VW	JETTA III (1K2)	1.6	10.2005 - 10.2010	1595	KW 75 / PS 102	4
VW	JETTA III (1K2)	1.4 TSI	07.2006 - 10.2010	1390	KW 103 / PS 140	4
VW	JETTA III (1K2)	1.4 TSI	07.2006 - 10.2010	1390	KW 125 / PS 170	4
VW	JETTA III (1K2)	1.4 TSI	05.2007 - 10.2010	1390	KW 90 / PS 122	4
VW	JETTA III (1K2)	1.4 TSI	05.2007 - 10.2010	1390	KW 90 / PS 122	4
VW	JETTA III (1K2)	1.4 TSI	07.2008 - 10.2010	1390	KW 118 / PS 160	4
VW	JETTA III (1K2)	1.4 TSI	07.2008 - 10.2010	1390	KW 118 / PS 160	4

Engine code



BYD			133059
BUB; CBRA	133847		
BUD	133807		
BSE; BSF; CCSA	138704	138420	
BSE; BSF; CCSA	138425	138420	
BMY	133807		133062
CAXA	133807		133071
CAXA			133058
BLG	133807		
CAVD	133807		133071
CAVD	133807		133058
BWA; CAWB; CCTA	133836		133058
BWA; CAWB; CCTA	133836		133059
CGGA	133807		
BSE; BSF; CCSA; CMXA	138704	138420	
BSE; BSF; CCSA; CMXA	138425	138420	
CBZA			133058
CBZB			133058
CAXA			133058
CAVD; CNWA; CTHD; CTKA	133807		133058
CDAA			133058
CBFA; CCTA; CCZA			133058
CDLG			133059
CCZB			133058
CDLC; CRZA			133059
CDLF			133059
CBZB			133058
CAXA			133071
CAXA			133058
CAVD; CNWA; CTHD; CTKA			133071
CAVD; CNWA; CTHD; CTKA			133058
CCZB			133058
BUD; CGGA	133807		
BSE; BSF; CCSA; CMXA	138704	138420	
BSE; BSF; CCSA; CMXA	138425	138420	
CBZB			133058
CBZA			133071
CBZA			133058
CAXA	133807		133071
CAXA	133807		133058
CAVD; CNWA; CTHD; CTKA	133807		133071
CAVD; CNWA; CTHD; CTKA	133807		133058
WL; YX		138004	
HK; MH		138004	
PN		138004	
RF		138004	
ABN; EZ; HM		138004	
RH		138004	
EV; GZ; PB		138004	
RD		138004	
GU; GX; HV		138004	
2G; MH; NZ	138702	138004	
2G; MH; NZ	138419	138004	
PL		138004	
KR		138004	
GX; RP		138004	
PF		138004	
1P		138004	
GU; RP		138004	
BGU; BSE; BSF; CCSA	138704	138420	
BGU; BSE; BSF; CCSA	138425	138420	
BMY	133807		133062
BLG	133807		
CAXA	133807		133071
CAXA	133807		133058
CAVD	133807		133071
CAVD	133807		133058

Anwendungsliste

Application List



	Model	Type	Model year	ccm	Output	Cylinder
VW	JETTA III (1K2)	1.6 FSI	09.2005 - 10.2010	1598	KW 85 / PS 115	4
VW	JETTA III (1K2)	2.0 FSI	08.2005 - 10.2010	1984	KW 110 / PS 150	4
VW	JETTA III (1K2)	2.0 FSI	08.2005 - 10.2010	1984	KW 110 / PS 150	4
VW	JETTA III (1K2)	2.0 TDI 16V	08.2005 - 10.2010	1968	KW 103 / PS 140	4
VW	JETTA III (1K2)	2.0 TFSI	10.2005 - 10.2010	1984	KW 147 / PS 200	4
VW	JETTA III (1K2)	2.0 TFSI	10.2005 - 10.2010	1984	KW 147 / PS 200	4
VW	JETTA III (1K2)	2.0 TFSI	10.2005 - 10.2010	1984	KW 147 / PS 200	4
VW	JETTA III (1K2)	2.5 FSI	01.2006 - 10.2010	2480	KW 110 / PS 150	5
VW	JETTA IV (162)	1.2 TSI	02.2011 -	1197	KW 77 / PS 105	4
VW	JETTA IV (162)	1.4 TSI	04.2011 -	1390	KW 118 / PS 160	4
VW	JETTA IV (162)	1.4 TSI	04.2011 -	1390	KW 118 / PS 160	4
VW	JETTA IV (162)	1.4 TSI	05.2011 -	1390	KW 90 / PS 122	4
VW	JETTA IV (162)	1.4 TSI	05.2011 -	1390	KW 90 / PS 122	4
VW	JETTA IV (162)	1.4 TSI	04.2011 -	1390	KW 110 / PS 150	4
VW	JETTA IV (162)	2.0 TSI	12.2010 -	1984	KW 147 / PS 200	4
VW	JETTA IV (162)	2.5 FSI	04.2010 -	2480	KW 125 / PS 170	5
VW	KAEFER	1600	05.1973 - 09.1992	1584	KW 34 / PS 46	4
VW	KAEFER	1600 i	10.1992 - 07.2003	1584	KW 34 / PS 46	4
VW	LT 28-35 II Bus (2DM)	2.3	05.1996 - 07.2006	2295	KW 105 / PS 143	4
VW	LT 28-35 II Bus (2DM)	2.3	05.1996 - 07.2006	2295	KW 105 / PS 143	4
VW	LT 28-46 II Kasten (2DX0AE)	2.3	05.1996 - 07.2006	2295	KW 105 / PS 143	4
VW	LT 28-46 II Kasten (2DX0AE)	2.3	05.1996 - 07.2006	2295	KW 105 / PS 143	4
VW	LT 28-46 II Pritsche/Fahrgestell (2DX0FE)	2.3	06.1996 - 07.2006	2295	KW 105 / PS 143	4
VW	LT 28-46 II Pritsche/Fahrgestell (2DX0FE)	2.3	06.1996 - 07.2006	2295	KW 105 / PS 143	4
VW	LT 40-55 I Box (291-512)	2.4 i	01.1993 - 06.1996	2383	KW 69 / HP 94	6
VW	LT 40-55 I Plattform/Chassis (293-909)	2.4 i	03.1994 - 06.1996	2383	KW 69 / HP 94	6
VW	LT28-50 Box (281-363)	2.4 i	03.1994 - 06.1996	2383	KW 69 / HP 94	6
VW	LT28-50 Plattform/Chassis (281-363)	2.4 i	03.1994 - 06.1996	2383	KW 69 / HP 94	6
VW	LUPO (6X1, 6E1)	1.4	10.2000 - 07.2005	1390	KW 44 / PS 60	4
VW	LUPO (6X1, 6E1)	1.4	10.2000 - 07.2005	1390	KW 44 / PS 60	4
VW	LUPO (6X1, 6E1)	1.0	09.1998 - 07.2005	999	KW 37 / PS 50	4
VW	LUPO (6X1, 6E1)	1.0	09.1998 - 07.2005	999	KW 37 / PS 50	4
VW	LUPO (6X1, 6E1)	1.0	09.1998 - 07.2005	999	KW 37 / PS 50	4
VW	LUPO (6X1, 6E1)	1.0	09.1998 - 07.2005	999	KW 37 / PS 50	4
VW	LUPO (6X1, 6E1)	1.0	09.1998 - 07.2005	999	KW 37 / PS 50	4
VW	LUPO (6X1, 6E1)	1.4 16V	09.1998 - 07.2005	1390	KW 55 / PS 75	4
VW	LUPO (6X1, 6E1)	1.4 16V	09.1998 - 07.2005	1390	KW 55 / PS 75	4
VW	LUPO (6X1, 6E1)	1.4 16V	09.1998 - 07.2005	1390	KW 55 / PS 75	4
VW	LUPO (6X1, 6E1)	1.4 16V	08.1999 - 07.2005	1390	KW 74 / PS 100	4
VW	LUPO (6X1, 6E1)	1.4 16V	08.1999 - 07.2005	1390	KW 74 / PS 100	4
VW	LUPO (6X1, 6E1)	1.4 FSI	02.2001 - 07.2005	1390	KW 77 / PS 105	4
VW	LUPO (6X1, 6E1)	1.6 GTI	09.2000 - 07.2005	1598	KW 92 / PS 125	4
VW	LUPO (6X1, 6E1)	1.6 GTI	09.2000 - 07.2005	1598	KW 92 / PS 125	4
VW	MULTIVAN T5 (7HM, 7HN, 7HF, 7EF, 7EM, 7EN)	2.0	11.2003 -	1984	KW 85 / PS 115	4
VW	MULTIVAN T5 (7HM, 7HN, 7HF, 7EF, 7EM, 7EN)	2.0	11.2003 -	1984	KW 85 / PS 115	4
VW	MULTIVAN T5 (7HM, 7HN, 7HF, 7EF, 7EM, 7EN)	3.2 V6 4motion	07.2004 - 11.2009	3189	KW 173 / PS 235	6
VW	NEW BEETLE (9C1, 1C1)	1.4	11.2001 -	1390	KW 55 / PS 75	4
VW	NEW BEETLE (9C1, 1C1)	1.4	11.2001 -	1390	KW 55 / PS 75	4
VW	NEW BEETLE (9C1, 1C1)	1.4	11.2001 -	1390	KW 55 / PS 75	4
VW	NEW BEETLE (9C1, 1C1)	2.5	07.2005 -	2480	KW 110 / PS 150	5
VW	NEW BEETLE (9C1, 1C1)	1.6	10.1999 - 09.2000	1595	KW 74 / PS 100	4
VW	NEW BEETLE (9C1, 1C1)	1.6	10.1999 - 09.2000	1595	KW 74 / PS 100	4
VW	NEW BEETLE (9C1, 1C1)	1.6	06.2000 -	1595	KW 75 / PS 102	4
VW	NEW BEETLE (9C1, 1C1)	1.6	06.2000 -	1595	KW 75 / PS 102	4
VW	NEW BEETLE (9C1, 1C1)	1.8 T	10.1999 -	1781	KW 110 / PS 150	4
VW	NEW BEETLE (9C1, 1C1)	1.8 T	10.1999 -	1781	KW 110 / PS 150	4
VW	NEW BEETLE (9C1, 1C1)	1.8 T	11.2001 - 06.2005	1781	KW 132 / PS 180	4
VW	NEW BEETLE (9C1, 1C1)	2.0	01.1998 -	1984	KW 85 / PS 115	4
VW	NEW BEETLE (9C1, 1C1)	2.0	01.1998 -	1984	KW 85 / PS 115	4
VW	NEW BEETLE (9C1, 1C1)	2.3 V5	10.2000 -	2324	KW 125 / PS 170	5
VW	NEW BEETLE (9C1, 1C1)	RSI 3.2 4motion	04.2000 - 05.2001	3188	KW 165 / PS 224	6
VW	NEW BEETLE (9C1, 1C1)	RSI 3.2 4motion	04.2000 - 05.2001	3188	KW 165 / PS 224	6
VW	NEW BEETLE (9C1, 1C1)	RSI 3.2 4motion	04.2000 - 05.2001	3188	KW 165 / PS 224	6
VW	NEW BEETLE Cabriolet (1Y7)	1.4	01.2003 - 09.2010	1390	KW 55 / PS 75	4
VW	NEW BEETLE Cabriolet (1Y7)	1.4	01.2003 - 09.2010	1390	KW 55 / PS 75	4
VW	NEW BEETLE Cabriolet (1Y7)	1.4	01.2003 - 09.2010	1390	KW 55 / PS 75	4
VW	NEW BEETLE Cabriolet (1Y7)	2.5	07.2005 - 09.2010	2480	KW 110 / PS 150	5


Engine code



BLF	133807	133060
BLR; BLX; BLY; BVY; BVZ	133836	133061
BLR; BLX; BLY; BVY; BVZ	133836	133059
BKD; CBDB; CJAA	133807	
AXX; BPY; BWA; CAWB; CBFA; CCTA; CCZA	133836	133064
AXX; BPY; BWA; CAWB; CBFA; CCTA; CCZA	133836	133058
AXX; BPY; BWA; CAWB; CBFA; CCTA; CCZA	133836	133059
BGP; BTK	133836	
CBZB		133058
CAVD; CTHD		133071
CAVD; CTHD		133058
CAXA; CMSB		133071
CAXA; CMSB		133058
CAVA; CTHA		133071
CBFA; CCTA; CCZA		133058
CBTA; CBUA; CCCA	133836	
AF		138004
ACD	138701	
AGL	133813	
AGL	133814	
AGL	133813	
AGL	133814	
AGL	133813	
AGL	133814	
1E	138705	
1E	138705	
1E	138705	
1E	138705	
AUD	138704	138420
AUD	138425	138420
AER; ALD; ALL; ANV; AUC	138701	138420
AER; ALD; ALL; ANV; AUC	138702	138420
AER; ALD; ALL; ANV; AUC	138704	138420
AER; ALD; ALL; ANV; AUC	138419	138420
AER; ALD; ALL; ANV; AUC	138425	138420
AHW; AKQ; APE; AUA; BBY	133807	138420
AHW; AKQ; APE; AUA; BBY	138704	138420
AHW; AKQ; APE; AUA; BBY	138425	138420
AFK; AQQ; AUB	138704	138420
AFK; AQQ; AUB	138425	138420
ARR	133807	
AVY	138704	
AVY	138425	138420
AXA	138704	138420
AXA	138425	138420
BKK; CFLA	133847	
BCA	133807	
BCA	138704	
BCA	138425	138420
BPR; BPS	133836	
AWH	138704	138420
AWH	138425	138420
AYD; BFS	138704	138420
AYD; BFS	138425	138420
AGU; APH; AVC; AWU; AWW; BKF	133806	
AGU; APH; AVC; AWU; AWW; BKF	133828	
AWP; BNU	133806	
AEG; APK; AQY; AVH; AZG; AZI; BEJ; BER; BEV; BHP	138704	138420
AEG; APK; AQY; AVH; AZG; AZI; BEJ; BER; BEV; BHP	138425	138420
AQN	133848	
AXJ	133848	
AXJ	138708	
AXJ	138437	
BCA	133807	138420
BCA	138704	138420
BCA	138425	138420
BPR; BPS	133836	

Anwendungsliste

Application List

	Model	Type	Model year	ccm	Output	Cylinder
VW	NEW BEETLE Cabriolet (1Y7)	1.6	01.2003 - 09.2010	1595	KW 75 / PS 102	4
VW	NEW BEETLE Cabriolet (1Y7)	1.6	01.2003 - 09.2010	1595	KW 75 / PS 102	4
VW	NEW BEETLE Cabriolet (1Y7)	1.8 T	01.2003 - 09.2010	1781	KW 110 / PS 150	4
VW	NEW BEETLE Cabriolet (1Y7)	2.0	09.2002 - 10.2010	1984	KW 85 / PS 115	4
VW	NEW BEETLE Cabriolet (1Y7)	2.0	09.2002 - 10.2010	1984	KW 85 / PS 115	4
VW	PASSAT (32B)	2.1	01.1981 - 07.1983	2144	KW 85 / PS 115	5
VW	PASSAT (32B)	1.6	08.1987 - 03.1988	1588	KW 51 / PS 70	4
VW	PASSAT (32B)	1.6	02.1986 - 03.1988	1595	KW 53 / PS 72	4
VW	PASSAT (32B)	1.6	08.1980 - 03.1988	1595	KW 55 / PS 75	4
VW	PASSAT (32B)	1.8	05.1986 - 03.1988	1781	KW 64 / PS 87	4
VW	PASSAT (362)	1.4 TSI	08.2010 -	1390	KW 90 / PS 122	4
VW	PASSAT (362)	1.4 TSI	08.2010 -	1390	KW 90 / PS 122	4
VW	PASSAT (362)	1.4 TSI	11.2012 -	1390	KW 118 / PS 160	4
VW	PASSAT (362)	1.4 TSI EcoFuel	08.2010 -	1390	KW 110 / PS 150	4
VW	PASSAT (362)	1.4 TSI MultiFuel	11.2010 -	1390	KW 118 / PS 160	4
VW	PASSAT (362)	1.8 TSI	08.2010 -	1798	KW 118 / PS 160	4
VW	PASSAT (362)	1.8 TSI	02.2011 -	1798	KW 112 / PS 152	4
VW	PASSAT (362)	2.0 TSI	11.2010 -	1984	KW 155 / PS 210	4
VW	PASSAT (3A2, 35I)	1.6	02.1988 - 09.1991	1595	KW 53 / PS 72	4
VW	PASSAT (3A2, 35I)	1.6	02.1988 - 09.1991	1595	KW 53 / PS 72	4
VW	PASSAT (3A2, 35I)	1.6	02.1988 - 09.1991	1595	KW 53 / PS 72	4
VW	PASSAT (3A2, 35I)	1.6	02.1988 - 09.1991	1595	KW 53 / PS 72	4
VW	PASSAT (3A2, 35I)	1.6	02.1988 - 12.1988	1595	KW 55 / PS 75	4
VW	PASSAT (3A2, 35I)	1.6	02.1988 - 12.1988	1595	KW 55 / PS 75	4
VW	PASSAT (3A2, 35I)	1.6	10.1994 - 08.1996	1595	KW 74 / PS 101	4
VW	PASSAT (3A2, 35I)	1.6	10.1994 - 08.1996	1595	KW 74 / PS 101	4
VW	PASSAT (3A2, 35I)	1.6	10.1994 - 08.1996	1595	KW 74 / PS 101	4
VW	PASSAT (3A2, 35I)	1.8	04.1988 - 07.1993	1781	KW 79 / PS 107	4
VW	PASSAT (3A2, 35I)	1.8	04.1988 - 07.1992	1781	KW 82 / PS 112	4
VW	PASSAT (3A2, 35I)	1.8	08.1990 - 08.1996	1781	KW 55 / PS 75	4
VW	PASSAT (3A2, 35I)	1.8	08.1990 - 08.1996	1781	KW 55 / PS 75	4
VW	PASSAT (3A2, 35I)	1.8	08.1990 - 08.1996	1781	KW 55 / PS 75	4
VW	PASSAT (3A2, 35I)	1.8	02.1988 - 08.1996	1781	KW 66 / PS 90	4
VW	PASSAT (3A2, 35I)	1.8	02.1988 - 08.1996	1781	KW 66 / PS 90	4
VW	PASSAT (3A2, 35I)	1.8	02.1988 - 08.1996	1781	KW 66 / PS 90	4
VW	PASSAT (3A2, 35I)	1.8 16V	04.1988 - 12.1989	1781	KW 100 / PS 136	4
VW	PASSAT (3A2, 35I)	1.9 TDI	10.1993 - 08.1996	1896	KW 66 / PS 90	4
VW	PASSAT (3A2, 35I)	2.0	02.1990 - 08.1996	1984	KW 85 / PS 115	4
VW	PASSAT (3A2, 35I)	2.0	02.1990 - 08.1996	1984	KW 85 / PS 115	4
VW	PASSAT (3A2, 35I)	2.0	02.1990 - 08.1996	1984	KW 85 / PS 115	4
VW	PASSAT (3A2, 35I)	2.0	03.1995 - 08.1996	1984	KW 79 / PS 107	4
VW	PASSAT (3A2, 35I)	2.0 16V	08.1988 - 09.1993	1984	KW 100 / PS 136	4
VW	PASSAT (3A2, 35I)	2.0 16V	01.1994 - 08.1996	1984	KW 110 / PS 150	4
VW	PASSAT (3A2, 35I)	2.0 16V	01.1994 - 08.1996	1984	KW 110 / PS 150	4
VW	PASSAT (3A2, 35I)	2.0 16V	01.1994 - 08.1996	1984	KW 110 / PS 150	4
VW	PASSAT (3A2, 35I)	2.0 Syncro	10.1990 - 08.1996	1984	KW 85 / PS 115	4
VW	PASSAT (3A2, 35I)	2.0 Syncro	10.1990 - 08.1996	1984	KW 85 / PS 115	4
VW	PASSAT (3A2, 35I)	2.0 Syncro	10.1990 - 08.1996	1984	KW 85 / PS 115	4
VW	PASSAT (3A2, 35I)	2.8 VR6	06.1991 - 08.1996	2792	KW 128 / PS 174	6
VW	PASSAT (3A2, 35I)	2.8 VR6	06.1991 - 08.1996	2792	KW 128 / PS 174	6
VW	PASSAT (3A2, 35I)	2.8 VR6	06.1991 - 08.1996	2792	KW 128 / PS 174	6
VW	PASSAT (3B2)	1.6	10.1996 - 11.2000	1595	KW 74 / PS 101	4
VW	PASSAT (3B2)	1.6	10.1996 - 11.2000	1595	KW 74 / PS 101	4
VW	PASSAT (3B2)	1.8	10.1996 - 11.2000	1781	KW 92 / PS 125	4
VW	PASSAT (3B2)	1.8	01.1997 - 11.2000	1781	KW 85 / PS 115	4
VW	PASSAT (3B2)	1.8 Syncro/4motion	10.1996 - 11.2000	1781	KW 92 / PS 125	4
VW	PASSAT (3B2)	1.8 T	10.1996 - 11.2000	1781	KW 110 / PS 150	4
VW	PASSAT (3B2)	2.8 V6	05.1997 - 09.1999	2771	KW 132 / PS 180	6
VW	PASSAT (3B2)	2.8 V6	09.1999 - 11.2000	2771	KW 140 / PS 190	6
VW	PASSAT (3B3)	1.6	11.2000 - 05.2005	1595	KW 75 / PS 102	4
VW	PASSAT (3B3)	1.6	11.2000 - 05.2005	1595	KW 75 / PS 102	4
VW	PASSAT (3B3)	1.8	03.2003 - 03.2005	1781	KW 92 / PS 125	4
VW	PASSAT (3B3)	1.8 T 20V	11.2000 - 05.2005	1781	KW 110 / PS 150	4
VW	PASSAT (3B3)	2.0	11.2000 - 05.2005	1984	KW 85 / PS 115	4
VW	PASSAT (3B3)	2.0	11.2000 - 05.2005	1984	KW 85 / PS 115	4
VW	PASSAT (3B3)	2.0	11.2001 - 05.2005	1984	KW 96 / PS 130	4
VW	PASSAT (3B3)	2.0	11.2001 - 05.2005	1984	KW 96 / PS 130	4


Engine code



BFS	138704	138420
BFS	138425	138420
AWU; AWW; BKF	133806	
AZJ; BDC; BEV; BGD	138704	
AZJ; BDC; BEV; BGD	138438	
WE		138004
PP		138004
RL		138004
DT		138004
RM		138004
CAXA	133807	133071
CAXA		133058
CTHD		133071
CDGA	133807	133058
CKMA		133058
CDA		133058
CDAB		133058
CCZB		133058
1F; EZ	138701	138004
1F; EZ	138702	138004
1F; EZ	138416	138004
1F; EZ	138419	138004
ABN; EZ	138701	138004
ABN; EZ	138416	138004
AEK; AFT	138701	
AEK; AFT	138702	
AEK; AFT	138419	
PF	138701	138004
PB	138701	138004
AAM	138701	
AAM	138702	
AAM	138419	
ABS; ADZ; RP	138701	
ABS; ADZ; RP	138702	
ABS; ADZ; RP	138419	138004
KR		138004
1Z; AHU	138701	
2E; ABA; ADY; AGG	138701	
2E; ABA; ADY; AGG	138702	
2E; ABA; ADY; AGG	138419	
AEP	138701	
9A	138701	
ABF	138701	
ABF	138702	
ABF	138419	
2E; ADY; AGG	138701	
2E; ADY; AGG	138702	
2E; ADY; AGG	138419	
AAA	138701	
AAA	138708	
AAA	138434	
ADP; AHL; ANA; ARM	138704	
ADP; AHL; ANA; ARM	138425	138420
ADR; APT; ARG	138435	
AFY	138435	
ADR; APT; ARG	138435	
AEB; ANB; APU	133805	
AGE	138440	
ATX; BBG	138440	
ALZ	138704	138420
ALZ	138425	138420
APT	138435	
AWL; AWT	133806	
AZM; BFF	138704	138420
AZM; BFF	138425	138420
ALT	133806	
ALT	133831	

Anwendungsliste

Application List

	Model	Type	Model year	ccm	Output	Cylinder
VW	PASSAT (3B3)	2.0 4motion	11.2000 - 05.2005	1984	KW 85 / PS 115	4
VW	PASSAT (3B3)	2.0 4motion	11.2000 - 05.2005	1984	KW 85 / PS 115	4
VW	PASSAT (3B3)	2.3 V5	11.2000 - 05.2005	2324	KW 125 / PS 170	5
VW	PASSAT (3B3)	2.3 V5 4motion	11.2000 - 05.2005	2324	KW 125 / PS 170	5
VW	PASSAT (3B3)	2.8 4motion	11.2000 - 05.2005	2771	KW 142 / PS 193	6
VW	PASSAT (3B3)	4.0 W8 4motion	09.2001 - 09.2004	3999	KW 202 / PS 275	8
VW	PASSAT (3B3)	4.0 W8 4motion	09.2001 - 09.2004	3999	KW 202 / PS 275	8
VW	PASSAT (3C2)	1.6	05.2005 - 07.2010	1595	KW 75 / PS 102	4
VW	PASSAT (3C2)	1.6	05.2005 - 07.2010	1595	KW 75 / PS 102	4
VW	PASSAT (3C2)	1.4 TSI	05.2007 - 07.2010	1390	KW 90 / PS 122	4
VW	PASSAT (3C2)	1.4 TSI EcoFuel	01.2009 - 07.2010	1390	KW 110 / PS 150	4
VW	PASSAT (3C2)	1.6 FSI	03.2005 - 06.2008	1598	KW 85 / PS 115	4
VW	PASSAT (3C2)	1.8 TSI	05.2007 - 07.2010	1798	KW 118 / PS 160	4
VW	PASSAT (3C2)	1.8 TSI	11.2009 - 07.2010	1798	KW 112 / PS 152	4
VW	PASSAT (3C2)	2.0 FSI	03.2005 - 07.2010	1984	KW 110 / PS 150	4
VW	PASSAT (3C2)	2.0 FSI	03.2005 - 07.2010	1984	KW 110 / PS 150	4
VW	PASSAT (3C2)	2.0 FSI	07.2005 - 07.2010	1984	KW 147 / PS 200	4
VW	PASSAT (3C2)	2.0 FSI	07.2005 - 07.2010	1984	KW 147 / PS 200	4
VW	PASSAT (3C2)	2.0 FSI	07.2005 - 07.2010	1984	KW 147 / PS 200	4
VW	PASSAT (3C2)	2.0 FSI	07.2005 - 07.2010	1984	KW 147 / PS 200	4
VW	PASSAT (3C2)	2.0 FSI	08.2007 - 07.2010	1984	KW 125 / PS 170	4
VW	PASSAT (3C2)	2.0 FSI	08.2007 - 07.2010	1984	KW 125 / PS 170	4
VW	PASSAT (3C2)	2.0 FSI 4motion	09.2005 - 07.2010	1984	KW 110 / PS 150	4
VW	PASSAT (3C2)	2.0 FSI 4motion	09.2005 - 07.2010	1984	KW 110 / PS 150	4
VW	PASSAT CC (357)	1.4 TSI MultiFuel	01.2011 -	1390	KW 118 / PS 160	4
VW	PASSAT CC (357)	1.8 TSI	11.2008 - 05.2010	1798	KW 112 / PS 152	4
VW	PASSAT CC (357)	1.8 TSI	06.2008 - 11.2010	1798	KW 118 / PS 160	4
VW	PASSAT CC (357)	2.0 TSI	11.2010 -	1984	KW 155 / PS 211	4
VW	PASSAT CC (357)	2.0 TSI	06.2008 -	1984	KW 147 / PS 200	4
VW	PASSAT Stufenheck (32B)	2.2	01.1985 - 03.1988	2226	KW 85 / PS 115	5
VW	PASSAT Stufenheck (32B)	1.6	01.1985 - 03.1988	1595	KW 55 / PS 75	4
VW	PASSAT Stufenheck (32B)	1.6	01.1985 - 03.1988	1595	KW 53 / PS 72	4
VW	PASSAT Stufenheck (32B)	1.6	08.1987 - 03.1988	1588	KW 51 / PS 69	4
VW	PASSAT Stufenheck (32B)	1.8	01.1985 - 03.1988	1781	KW 66 / PS 90	4
VW	PASSAT Stufenheck (32B)	1.8	05.1986 - 03.1988	1781	KW 64 / PS 87	4
VW	PASSAT Stufenheck (32B)	2.0	08.1984 - 07.1985	1994	KW 85 / PS 116	5
VW	PASSAT Variant (32B)	2.1	01.1981 - 07.1983	2144	KW 85 / PS 115	5
VW	PASSAT Variant (32B)	2.2	08.1985 - 03.1988	2226	KW 85 / PS 115	5
VW	PASSAT Variant (32B)	2.2	01.1985 - 03.1988	2226	KW 100 / PS 136	5
VW	PASSAT Variant (32B)	1.6	08.1987 - 03.1988	1588	KW 51 / PS 70	4
VW	PASSAT Variant (32B)	1.6	02.1986 - 03.1988	1595	KW 53 / PS 72	4
VW	PASSAT Variant (32B)	1.6	08.1980 - 03.1988	1595	KW 55 / PS 75	4
VW	PASSAT Variant (32B)	1.8	05.1986 - 03.1988	1781	KW 64 / PS 87	4
VW	PASSAT Variant (32B)	1.8	01.1983 - 03.1988	1781	KW 66 / PS 90	4
VW	PASSAT Variant (32B)	1.8 Syncro	01.1986 - 03.1988	1781	KW 66 / PS 90	4
VW	PASSAT Variant (32B)	2.0	08.1983 - 03.1988	1994	KW 85 / PS 115	5
VW	PASSAT Variant (32B)	2.2 Syncro	08.1985 - 03.1988	2226	KW 88 / PS 120	5
VW	PASSAT Variant (365)	1.4 TSI	08.2010 -	1390	KW 90 / PS 122	4
VW	PASSAT Variant (365)	1.4 TSI	08.2010 -	1390	KW 90 / PS 122	4
VW	PASSAT Variant (365)	1.4 TSI	11.2012 -	1390	KW 118 / PS 160	4
VW	PASSAT Variant (365)	1.4 TSI EcoFuel	08.2010 -	1390	KW 110 / PS 150	4
VW	PASSAT Variant (365)	1.4 TSI MultiFuel	11.2010 -	1390	KW 118 / PS 160	4
VW	PASSAT Variant (365)	1.8 TSI	08.2010 -	1798	KW 118 / PS 160	4
VW	PASSAT Variant (365)	1.8 TSI	02.2011 -	1798	KW 112 / PS 152	4
VW	PASSAT Variant (365)	2.0 TSI	11.2010 -	1984	KW 155 / PS 210	4
VW	PASSAT Variant (3A5, 35I)	1.6	04.1988 - 09.1991	1595	KW 53 / PS 72	4
VW	PASSAT Variant (3A5, 35I)	1.6	04.1988 - 09.1991	1595	KW 53 / PS 72	4
VW	PASSAT Variant (3A5, 35I)	1.6	04.1988 - 09.1991	1595	KW 53 / PS 72	4
VW	PASSAT Variant (3A5, 35I)	1.6	04.1988 - 09.1991	1595	KW 53 / PS 72	4
VW	PASSAT Variant (3A5, 35I)	1.6	04.1988 - 12.1988	1595	KW 55 / PS 75	4
VW	PASSAT Variant (3A5, 35I)	1.6	04.1988 - 12.1988	1595	KW 55 / PS 75	4
VW	PASSAT Variant (3A5, 35I)	1.6	07.1994 - 12.1995	1595	KW 74 / PS 101	4
VW	PASSAT Variant (3A5, 35I)	1.6	07.1994 - 12.1995	1595	KW 74 / PS 101	4
VW	PASSAT Variant (3A5, 35I)	1.6	07.1994 - 12.1995	1595	KW 74 / PS 101	4
VW	PASSAT Variant (3A5, 35I)	1.8	04.1988 - 07.1990	1781	KW 79 / PS 107	4
VW	PASSAT Variant (3A5, 35I)	1.8	04.1988 - 07.1992	1781	KW 82 / PS 112	4
VW	PASSAT Variant (3A5, 35I)	1.8	08.1990 - 05.1997	1781	KW 55 / PS 75	4
VW	PASSAT Variant (3A5, 35I)	1.8	08.1990 - 05.1997	1781	KW 55 / PS 75	4


Engine code



AZM	138704	138420	
AZM	138425	138420	
AZX	133857		
AZX	133857		
AMX; ATQ	138440		
BDN; BDP	133830		
BDN; BDP	138440		
BSE; BSF	138704	138420	
BSE; BSF	138425	138420	
CAXA	133807		133058
CDGA	133807		133058
BLF	133807		133060
BZB; CDAA	133836		133058
CDAB; CGYA			133058
BLR; BLY; BVY; BVZ	133836		133061
BLR; BLY; BVY; BVZ			133059
AXX; BPY; BWA; CAWB; CBFA; CCTA; CCZA	133836		133061
AXX; BPY; BWA; CAWB; CBFA; CCTA; CCZA	133836		133058
AXX; BPY; BWA; CAWB; CBFA; CCTA; CCZA	133836		133059
CCTB			133061
CCTB			133058
BLX; BLY; BVX	133836		133061
BLX; BLY; BVX	133836		133059
CKMA			133058
CDAB; CGYA			133058
BZB; CDAA	133836		133058
CCZB			133058
CAWB; CBFA; CCTA; CCZA			133058
KX		138004	
DT		138004	
RL		138004	
PP		138004	
DS; JN		138004	
RM		138004	
HP; JS		138004	
WE		138004	
KX		138004	
KV		138004	
PP		138004	
RL		138004	
DT		138004	
RM		138004	
DS; JN; JV		138004	
DS; JN		138004	
HP; JS		138004	
JT		138004	
CAXA	133807		133071
CAXA			133058
CTHD			133071
CDGA	133807		133058
CKMA			133058
CDAA			133058
CDAB			133058
CCZB			133058
1F; EZ	138701		
1F; EZ	138702		
1F; EZ	138416		
1F; EZ	138419	138004	
EZ	138701	138004	
EZ	138416	138004	
AEK; AFT	138701		
AEK; AFT	138702		
AEK; AFT	138419		
PF		138004	
PB		138004	
AAM	138701		
AAM	138702		

Anwendungsliste

Application List

	Model	Type	Model year	ccm	Output	Cylinder
VW	PASSAT Variant (3A5, 35I)	1.8	08.1990 - 05.1997	1781	KW 55 / PS 75	4
VW	PASSAT Variant (3A5, 35I)	1.8	02.1988 - 05.1997	1781	KW 66 / PS 90	4
VW	PASSAT Variant (3A5, 35I)	1.8	02.1988 - 05.1997	1781	KW 66 / PS 90	4
VW	PASSAT Variant (3A5, 35I)	1.8	02.1988 - 05.1997	1781	KW 66 / PS 90	4
VW	PASSAT Variant (3A5, 35I)	1.8 16V	04.1988 - 12.1989	1781	KW 100 / PS 136	4
VW	PASSAT Variant (3A5, 35I)	2.0	02.1990 - 05.1997	1984	KW 85 / PS 115	4
VW	PASSAT Variant (3A5, 35I)	2.0	02.1990 - 05.1997	1984	KW 85 / PS 115	4
VW	PASSAT Variant (3A5, 35I)	2.0	02.1990 - 05.1997	1984	KW 85 / PS 115	4
VW	PASSAT Variant (3A5, 35I)	2.0	03.1995 - 08.1996	1984	KW 79 / PS 107	4
VW	PASSAT Variant (3A5, 35I)	2.0	10.1993 - 10.1996	1984	KW 85 / PS 116	4
VW	PASSAT Variant (3A5, 35I)	2.0	10.1993 - 10.1996	1984	KW 85 / PS 116	4
VW	PASSAT Variant (3A5, 35I)	2.0 16V	08.1988 - 09.1993	1984	KW 100 / PS 136	4
VW	PASSAT Variant (3A5, 35I)	2.0 16V	01.1994 - 05.1997	1984	KW 110 / PS 150	4
VW	PASSAT Variant (3A5, 35I)	2.0 16V	01.1994 - 05.1997	1984	KW 110 / PS 150	4
VW	PASSAT Variant (3A5, 35I)	2.0 16V	01.1994 - 05.1997	1984	KW 110 / PS 150	4
VW	PASSAT Variant (3A5, 35I)	2.0 Syncro	10.1990 - 05.1997	1984	KW 85 / PS 115	4
VW	PASSAT Variant (3A5, 35I)	2.0 Syncro	10.1990 - 05.1997	1984	KW 85 / PS 115	4
VW	PASSAT Variant (3A5, 35I)	2.0 Syncro	10.1990 - 05.1997	1984	KW 85 / PS 115	4
VW	PASSAT Variant (3A5, 35I)	2.8 VR6	06.1991 - 05.1997	2792	KW 128 / PS 174	6
VW	PASSAT Variant (3A5, 35I)	2.8 VR6	06.1991 - 05.1997	2792	KW 128 / PS 174	6
VW	PASSAT Variant (3A5, 35I)	2.8 VR6	06.1991 - 05.1997	2792	KW 128 / PS 174	6
VW	PASSAT Variant (3A5, 35I)	2.9 VR6 Syncro	01.1994 - 05.1997	2861	KW 135 / PS 184	6
VW	PASSAT Variant (3A5, 35I)	2.9 VR6 Syncro	01.1994 - 05.1997	2861	KW 135 / PS 184	6
VW	PASSAT Variant (3B5)	1.6	06.1997 - 11.2000	1595	KW 74 / PS 101	4
VW	PASSAT Variant (3B5)	1.6	06.1997 - 11.2000	1595	KW 74 / PS 101	4
VW	PASSAT Variant (3B5)	1.8	06.1997 - 11.2000	1781	KW 92 / PS 125	4
VW	PASSAT Variant (3B5)	1.8	06.1997 - 11.2000	1781	KW 85 / PS 115	4
VW	PASSAT Variant (3B5)	1.8 Syncro/4motion	06.1997 - 11.2000	1781	KW 92 / PS 125	4
VW	PASSAT Variant (3B5)	1.8 T	06.1997 - 11.2000	1781	KW 110 / PS 150	4
VW	PASSAT Variant (3B5)	2.8 V6	09.1997 - 09.1999	2771	KW 132 / PS 180	6
VW	PASSAT Variant (3B5)	2.8 V6	09.1999 - 11.2000	2771	KW 140 / PS 190	6
VW	PASSAT Variant (3B6)	1.6	11.2000 - 05.2005	1595	KW 75 / PS 102	4
VW	PASSAT Variant (3B6)	1.6	11.2000 - 05.2005	1595	KW 75 / PS 102	4
VW	PASSAT Variant (3B6)	1.8 T 20V	11.2000 - 05.2005	1781	KW 110 / PS 150	4
VW	PASSAT Variant (3B6)	2.0	11.2000 - 05.2005	1984	KW 85 / PS 115	4
VW	PASSAT Variant (3B6)	2.0	11.2000 - 05.2005	1984	KW 85 / PS 115	4
VW	PASSAT Variant (3B6)	2.0	11.2001 - 05.2005	1984	KW 96 / PS 130	4
VW	PASSAT Variant (3B6)	2.0	11.2001 - 05.2005	1984	KW 96 / PS 130	4
VW	PASSAT Variant (3B6)	2.0 4motion	11.2000 - 05.2005	1984	KW 85 / PS 115	4
VW	PASSAT Variant (3B6)	2.0 4motion	11.2000 - 05.2005	1984	KW 85 / PS 115	4
VW	PASSAT Variant (3B6)	2.3 VR5	11.2000 - 05.2005	2324	KW 125 / PS 170	5
VW	PASSAT Variant (3B6)	2.3 VR5 4motion	11.2000 - 05.2005	2324	KW 125 / PS 170	5
VW	PASSAT Variant (3B6)	2.8 4motion	11.2000 - 05.2005	2771	KW 142 / PS 193	6
VW	PASSAT Variant (3B6)	4.0 W8 4motion	09.2001 - 09.2004	3999	KW 202 / PS 275	8
VW	PASSAT Variant (3C5)	1.6	08.2005 - 11.2010	1595	KW 75 / PS 102	4
VW	PASSAT Variant (3C5)	1.6	08.2005 - 11.2010	1595	KW 75 / PS 102	4
VW	PASSAT Variant (3C5)	1.4 TSI	05.2007 - 11.2010	1390	KW 90 / PS 122	4
VW	PASSAT Variant (3C5)	1.4 TSI EcoFuel	01.2009 - 11.2010	1390	KW 110 / PS 150	4
VW	PASSAT Variant (3C5)	1.6 FSI	08.2005 - 06.2008	1598	KW 85 / PS 115	4
VW	PASSAT Variant (3C5)	1.8 TSI	05.2007 - 10.2011	1798	KW 118 / PS 160	4
VW	PASSAT Variant (3C5)	1.8 TSI	11.2009 - 11.2010	1798	KW 112 / PS 152	4
VW	PASSAT Variant (3C5)	2.0 FSI	08.2005 - 11.2010	1984	KW 110 / PS 150	4
VW	PASSAT Variant (3C5)	2.0 FSI	08.2005 - 11.2010	1984	KW 110 / PS 150	4
VW	PASSAT Variant (3C5)	2.0 FSI	08.2005 - 11.2010	1984	KW 147 / PS 200	4
VW	PASSAT Variant (3C5)	2.0 FSI	08.2005 - 11.2010	1984	KW 147 / PS 200	4
VW	PASSAT Variant (3C5)	2.0 FSI	08.2005 - 11.2010	1984	KW 147 / PS 200	4
VW	PASSAT Variant (3C5)	2.0 FSI	08.2007 - 11.2010	1984	KW 125 / PS 170	4
VW	PASSAT Variant (3C5)	2.0 FSI	08.2007 - 11.2010	1984	KW 125 / PS 170	4
VW	PASSAT Variant (3C5)	2.0 FSI 4motion	09.2005 - 11.2010	1984	KW 110 / PS 150	4
VW	PASSAT Variant (3C5)	2.0 FSI 4motion	09.2005 - 11.2010	1984	KW 110 / PS 150	4
VW	PASSAT Variant (3C5)	3.2 FSI 4motion	11.2005 - 11.2010	3168	KW 184 / PS 250	6
VW	PHAETON (3D_)	3.2 V6	04.2002 -	3189	KW 177 / PS 241	6
VW	PHAETON (3D_)	4.2 V8 4motion	05.2003 -	4172	KW 246 / PS 335	8
VW	PHAETON (3D_)	4.2 V8 4motion	05.2003 -	4172	KW 246 / PS 335	8
VW	PHAETON (3D_)	6.0 W12 4motion	04.2002 -	5998	KW 309 / PS 420	12
VW	PHAETON (3D_)	6.0 W12 4motion	05.2005 -	5998	KW 331 / PS 450	12
VW	POLO (6N1)	100 1.4 16V	04.1996 - 10.1999	1390	KW 74 / PS 100	4


Engine code



AAM	138419		
ABS; ADZ; RP	138701		
ABS; ADZ; RP	138702		
ABS; ADZ; RP	138419	138004	
KR		138004	
2E; ADY; AGG	138701		
2E; ADY; AGG	138702		
2E; ADY; AGG	138419		
AEP	138701		
2E; ADY; AGG	138702		
2E; ADY; AGG	138419		
9A	138701		
ABF	138701		
ABF	138702		
ABF	138419		
2E; ADY; AGG	138701		
2E; ADY; AGG	138702		
2E; ADY; AGG	138419		
AAA	138701		
AAA	138708		
AAA	138434		
ABV	138708		
ABV	138434		
ADP; AHL; ANA; ARM	138704	138420	
ADP; AHL; ANA; ARM	138425	138420	
ADR; APT; ARG	138435		
AFY	138435		
ADR; APT; ARG	138435		
AEB; ANB; APU	133805		
AGE	138440		
ATX	138440		
ALZ	138704	138420	
ALZ	138425	138420	
AWT	133806		
AZM	138704	138420	
AZM	138425	138420	
ALT	133806		
ALT	133831		
AZM	138704	138420	
AZM	138425	138420	
AZX	133857		
AZX	133857		
AMX; ATQ	138440		
BDN; BDP	133830		
BSE; BSF	138704	138420	
BSE; BSF	138425	138420	
CAXA	133807		133058
CDGA	133807		133058
BLF	133807		133060
BZB; CDAA	133836		133058
CDAB; CGYA			133058
BLR; BLY; BVY; BVZ			133061
BLR; BLY; BVY; BVZ			133059
AXX; BPY; BWA; CAWB; CBFA; CCTA; CCZA	133836		133061
AXX; BPY; BWA; CAWB; CBFA; CCTA; CCZA	133836		133058
AXX; BPY; BWA; CAWB; CBFA; CCTA; CCZA	133836		133059
CCTB			133061
CCTB			133058
BLX; BLY; BVX	133836		133061
BLX; BLY; BVX	133836		133059
AXZ	133847		
AYT; BKL	133847		
BGH; BGJ			133067
BGH; BGJ			133068
BAN	133830		
BRN; BTT	133830		
AFH	138701		

Anwendungsliste

Application List

	Model	Type	Model year	ccm	Output	Cylinder
VW	POLO (6N1)	100 1.4 16V	04.1996 - 10.1999	1390	KW 74 / PS 100	4
VW	POLO (6N1)	100 1.4 16V	04.1996 - 10.1999	1390	KW 74 / PS 100	4
VW	POLO (6N1)	120 1.6 16V GTI	09.1998 - 10.1999	1598	KW 88 / PS 120	4
VW	POLO (6N1)	45 1.0	10.1994 - 09.1996	1043	KW 33 / PS 45	4
VW	POLO (6N1)	45 1.0	10.1994 - 09.1996	1043	KW 33 / PS 45	4
VW	POLO (6N1)	50 1.0	09.1996 - 10.1999	999	KW 37 / PS 50	4
VW	POLO (6N1)	50 1.0	09.1996 - 10.1999	999	KW 37 / PS 50	4
VW	POLO (6N1)	50 1.0	09.1996 - 10.1999	999	KW 37 / PS 50	4
VW	POLO (6N1)	55 1.3	10.1994 - 07.1995	1296	KW 40 / PS 55	4
VW	POLO (6N1)	55 1.3	10.1994 - 07.1995	1296	KW 40 / PS 55	4
VW	POLO (6N1)	55 1.4	08.1995 - 10.1999	1390	KW 40 / PS 55	4
VW	POLO (6N1)	55 1.4	08.1995 - 10.1999	1390	KW 40 / PS 55	4
VW	POLO (6N1)	55 1.4	08.1995 - 10.1999	1390	KW 40 / PS 55	4
VW	POLO (6N1)	60 1.4	07.1995 - 10.1999	1390	KW 44 / PS 60	4
VW	POLO (6N1)	60 1.4	07.1995 - 10.1999	1390	KW 44 / PS 60	4
VW	POLO (6N1)	60 1.4	07.1995 - 10.1999	1390	KW 44 / PS 60	4
VW	POLO (6N1)	75 1.6	10.1994 - 10.1999	1598	KW 55 / PS 75	4
VW	POLO (6N1)	75 1.6	10.1994 - 10.1999	1598	KW 55 / PS 75	4
VW	POLO (6N1)	75 1.6	10.1994 - 10.1999	1598	KW 55 / PS 75	4
VW	POLO (6N2)	1.4	10.1999 - 09.2001	1390	KW 44 / PS 60	4
VW	POLO (6N2)	1.4	10.1999 - 09.2001	1390	KW 44 / PS 60	4
VW	POLO (6N2)	1.4	10.1999 - 09.2001	1390	KW 44 / PS 60	4
VW	POLO (6N2)	1.4	10.1999 - 09.2001	1390	KW 44 / PS 60	4
VW	POLO (6N2)	1.4	10.1999 - 09.2001	1390	KW 40 / PS 54	4
VW	POLO (6N2)	1.4	10.1999 - 09.2001	1390	KW 40 / PS 54	4
VW	POLO (6N2)	1.4	10.1999 - 09.2001	1390	KW 40 / PS 54	4
VW	POLO (6N2)	1.4	10.1999 - 09.2001	1390	KW 40 / PS 54	4
VW	POLO (6N2)	1.0	10.1999 - 09.2001	999	KW 37 / PS 50	4
VW	POLO (6N2)	1.0	10.1999 - 09.2001	999	KW 37 / PS 50	4
VW	POLO (6N2)	1.4 16V	10.1999 - 09.2001	1390	KW 55 / PS 75	4
VW	POLO (6N2)	1.4 16V	10.1999 - 09.2001	1390	KW 55 / PS 75	4
VW	POLO (6N2)	1.4 16V	10.1999 - 09.2001	1390	KW 55 / PS 75	4
VW	POLO (6N2)	1.4 16V	10.1999 - 09.2001	1390	KW 55 / PS 75	4
VW	POLO (6N2)	1.4 16V	10.1999 - 09.2001	1390	KW 74 / PS 101	4
VW	POLO (6N2)	1.4 16V	10.1999 - 09.2001	1390	KW 74 / PS 101	4
VW	POLO (6N2)	1.6 16V GTI	10.1999 - 09.2001	1598	KW 92 / PS 125	4
VW	POLO (6N2)	1.6 16V GTI	10.1999 - 09.2001	1598	KW 92 / PS 125	4
VW	POLO (6R_)	1.2	06.2009 -	1198	KW 44 / PS 60	3
VW	POLO (6R_)	1.2	06.2009 -	1198	KW 51 / PS 70	3
VW	POLO (6R_)	1.4	06.2009 -	1390	KW 63 / PS 85	4
VW	POLO (6R_)	1.2 TSI	11.2009 -	1197	KW 77 / PS 105	4
VW	POLO (6R_)	1.4 GTI	05.2010 -	1390	KW 132 / PS 180	4
VW	POLO (86C, 80)	1.3	08.1983 - 07.1988	1272	KW 40 / PS 55	4
VW	POLO (86C, 80)	1.0	08.1985 - 01.1992	1043	KW 33 / PS 45	4
VW	POLO (86C, 80)	1.0	08.1985 - 01.1992	1043	KW 33 / PS 45	4
VW	POLO (86C, 80)	1.0	08.1985 - 01.1992	1043	KW 33 / PS 45	4
VW	POLO (86C, 80)	1.0 KAT	08.1989 - 09.1994	1043	KW 33 / PS 45	4
VW	POLO (86C, 80)	1.0 KAT	08.1989 - 09.1994	1043	KW 33 / PS 45	4
VW	POLO (86C, 80)	1.0 KAT	08.1989 - 09.1994	1043	KW 33 / PS 45	4
VW	POLO (86C, 80)	1.3 KAT	07.1987 - 09.1994	1272	KW 40 / PS 55	4
VW	POLO (86C, 80)	1.3 KAT	07.1987 - 09.1994	1272	KW 40 / PS 55	4
VW	POLO (86C, 80)	1.3 KAT	07.1987 - 09.1994	1272	KW 40 / PS 55	4
VW	POLO (86C, 80)	1.3 KAT	10.1989 - 03.1991	1272	KW 55 / PS 75	4
VW	POLO (86C, 80)	1.3 KAT	10.1989 - 03.1991	1272	KW 55 / PS 75	4
VW	POLO (86C, 80)	1.3 KAT	10.1989 - 03.1991	1272	KW 55 / PS 75	4
VW	POLO (9N_)	1.2	01.2002 - 05.2007	1198	KW 40 / PS 54	3
VW	POLO (9N_)	1.2	05.2007 - 11.2009	1198	KW 44 / PS 60	3
VW	POLO (9N_)	1.2 12V	10.2001 - 07.2007	1198	KW 47 / PS 64	3
VW	POLO (9N_)	1.2 12V	05.2007 - 11.2009	1198	KW 51 / PS 69	3
VW	POLO (9N_)	1.4 16V	10.2001 - 05.2008	1390	KW 55 / PS 75	4
VW	POLO (9N_)	1.4 16V	10.2001 - 05.2008	1390	KW 55 / PS 75	4
VW	POLO (9N_)	1.4 16V	10.2001 - 05.2008	1390	KW 55 / PS 75	4
VW	POLO (9N_)	1.4 16V	10.2001 - 05.2008	1390	KW 74 / PS 101	4
VW	POLO (9N_)	1.4 16V	10.2001 - 05.2008	1390	KW 74 / PS 101	4
VW	POLO (9N_)	1.4 16V	10.2001 - 05.2008	1390	KW 74 / PS 101	4
VW	POLO (9N_)	1.4 16V	05.2006 - 11.2009	1390	KW 59 / PS 80	4
VW	POLO (9N_)	1.4 FSI	02.2002 - 07.2006	1390	KW 63 / PS 86	4


Engine code



AFH	138702		
AFH	138419		
AJV	138704		
AEV	138701		
AEV	138702		
AER; ALL	138701		
AER; ALL	138702		
AER; ALL	138419		
ADX	138701		
ADX	138702		
AEX	138701		
AEX	138702		
AEX	138419		
AEX; AKV; APQ	138701		
AEX; AKV; APQ	138702		
AEX; AKV; APQ	138419		
AEA; AEE; AHS	138701		
AEA; AEE; AHS	138702		
AEA; AEE; AHS	138419		
AKK; AUD	138701	138420	
AKK; AUD	138702	138420	
AKK; AUD	138704	138420	
AKK; AUD	138425	138420	
AKP; ANX	138701	138420	
AKP; ANX	138704	138420	
AKP; ANX	138425	138420	
ALD; AUC	138704	138420	
ALD; AUC	138425	138420	
AHW; APE; AUA	138701	138420	
AHW; APE; AUA	138704	138420	
AHW; APE; AUA	138425	138420	
AHW; APE; AUA		138420	
AFK; AQQ; AUB	138704	138420	
AFK; AQQ; AUB	138425	138420	
ARC; AVY	138704	138420	
ARC; AVY	138425	138420	
CGPB	133807		
CGPA	133807		
CDDA; CGGB; CLPA	133807		
CBZB			133058
CAVE; CTHE	133807		133058
HK; MH		138004	
HZ	138701	138004	
HZ	138702	138004	
HZ	138416	138004	
AAK; AAU; ACM	138702		
AAK; AAU; ACM	138416		
AAK; AAU; ACM	138419		
2G; AAV; MH; NZ	138701		
2G; AAV; MH; NZ	138702		
2G; AAV; MH; NZ	138416		
2G; AAV; MH; NZ	138419	138004	
3F	138701		
3F	138702		
3F	138419		
AWY; BMD	133812		
BBM	133812		
AZQ; BME	133807		
BZG	133807		
AUA; BBY; BKY	133807	138420	
AUA; BBY; BKY	138704	138420	
AUA; BBY; BKY	138425	138420	
AUB; BBZ	133807	138420	
AUB; BBZ	138704	138420	
AUB; BBZ	138425	138420	
BUD	133807		
AXU	133807		

Anwendungsliste

Application List

	Model	Type	Model year	ccm	Output	Cylinder
VW	POLO (9N_)	1.6 16V	05.2006 - 11.2009	1598	KW 77 / PS 105	4
VW	POLO (9N_)	1.8 GTI	09.2005 - 11.2009	1781	KW 110 / PS 150	4
VW	POLO (9N_)	1.8 GTi Cup Edition	05.2006 - 11.2009	1781	KW 132 / PS 180	4
VW	POLO CLASSIC (6KV2)	100 1.6	12.1995 - 09.2001	1595	KW 74 / PS 100	4
VW	POLO CLASSIC (6KV2)	100 1.6	12.1995 - 09.2001	1595	KW 74 / PS 100	4
VW	POLO CLASSIC (6KV2)	100 1.6	12.1995 - 09.2001	1595	KW 74 / PS 100	4
VW	POLO CLASSIC (6KV2)	100 1.6	12.1995 - 09.2001	1595	KW 74 / PS 100	4
VW	POLO CLASSIC (6KV2)	100 1.6	12.1995 - 09.2001	1595	KW 74 / PS 100	4
VW	POLO CLASSIC (6KV2)	54 1.4	01.1998 - 08.1999	1390	KW 40 / PS 54	4
VW	POLO CLASSIC (6KV2)	54 1.4	01.1998 - 08.1999	1390	KW 40 / PS 54	4
VW	POLO CLASSIC (6KV2)	60 1.4	12.1995 - 09.2001	1390	KW 44 / PS 60	4
VW	POLO CLASSIC (6KV2)	60 1.4	12.1995 - 09.2001	1390	KW 44 / PS 60	4
VW	POLO CLASSIC (6KV2)	60 1.4	12.1995 - 09.2001	1390	KW 44 / PS 60	4
VW	POLO CLASSIC (6KV2)	60 1.4	12.1995 - 09.2001	1390	KW 44 / PS 60	4
VW	POLO CLASSIC (6KV2)	60 1.4	12.1995 - 09.2001	1390	KW 44 / PS 60	4
VW	POLO CLASSIC (6KV2)	75 1.4 16V	10.1999 - 09.2001	1390	KW 55 / PS 75	4
VW	POLO CLASSIC (6KV2)	75 1.4 16V	10.1999 - 09.2001	1390	KW 55 / PS 75	4
VW	POLO CLASSIC (6KV2)	75 1.6	11.1995 - 09.2001	1598	KW 55 / PS 75	4
VW	POLO CLASSIC (6KV2)	75 1.6	11.1995 - 09.2001	1598	KW 55 / PS 75	4
VW	POLO CLASSIC (6KV2)	75 1.6	11.1995 - 09.2001	1598	KW 55 / PS 75	4
VW	POLO CLASSIC (6KV2)	75 1.6	11.1995 - 09.1997	1595	KW 55 / PS 75	4
VW	POLO CLASSIC (6KV2)	75 1.6	11.1995 - 09.1997	1595	KW 55 / PS 75	4
VW	POLO CLASSIC (6KV2)	75 1.6	11.1995 - 09.1997	1595	KW 55 / PS 75	4
VW	POLO CLASSIC (6KV2)	75 1.6	11.1995 - 09.1997	1595	KW 55 / PS 75	4
VW	POLO CLASSIC (6KV2)	90 1.8	01.1997 - 09.2001	1781	KW 66 / PS 90	4
VW	POLO CLASSIC (6KV2)	90 1.8	01.1997 - 09.2001	1781	KW 66 / PS 90	4
VW	POLO CLASSIC (86C, 80)	1.3	01.1985 - 07.1987	1272	KW 40 / PS 55	4
VW	POLO CLASSIC (86C, 80)	1.0	01.1985 - 09.1994	1043	KW 33 / PS 45	4
VW	POLO CLASSIC (86C, 80)	1.0	01.1985 - 09.1994	1043	KW 33 / PS 45	4
VW	POLO CLASSIC (86C, 80)	1.0	01.1985 - 09.1994	1043	KW 33 / PS 45	4
VW	POLO CLASSIC (86C, 80)	1.0	01.1985 - 09.1994	1043	KW 33 / PS 45	4
VW	POLO CLASSIC (86C, 80)	1.3 KAT	07.1987 - 09.1994	1272	KW 40 / PS 55	4
VW	POLO CLASSIC (86C, 80)	1.3 KAT	07.1987 - 09.1994	1272	KW 40 / PS 55	4
VW	POLO CLASSIC (86C, 80)	1.3 KAT	07.1987 - 09.1994	1272	KW 40 / PS 55	4
VW	POLO CLASSIC (86C, 80)	1.3 KAT	07.1987 - 09.1994	1272	KW 40 / PS 55	4
VW	POLO Coupe (86C, 80)	1.3	08.1983 - 06.1987	1272	KW 40 / PS 55	4
VW	POLO Coupe (86C, 80)	1.3	03.1991 - 09.1994	1272	KW 57 / PS 78	4
VW	POLO Coupe (86C, 80)	1.3	03.1991 - 09.1994	1272	KW 57 / PS 78	4
VW	POLO Coupe (86C, 80)	1.3	03.1991 - 09.1994	1272	KW 57 / PS 78	4
VW	POLO Coupe (86C, 80)	1.0	08.1985 - 01.1992	1043	KW 33 / PS 45	4
VW	POLO Coupe (86C, 80)	1.0	08.1985 - 01.1992	1043	KW 33 / PS 45	4
VW	POLO Coupe (86C, 80)	1.0	08.1985 - 01.1992	1043	KW 33 / PS 45	4
VW	POLO Coupe (86C, 80)	1.0 KAT	08.1989 - 09.1994	1043	KW 33 / PS 45	4
VW	POLO Coupe (86C, 80)	1.0 KAT	08.1989 - 09.1994	1043	KW 33 / PS 45	4
VW	POLO Coupe (86C, 80)	1.0 KAT	08.1989 - 09.1994	1043	KW 33 / PS 45	4
VW	POLO Coupe (86C, 80)	1.3 G40	08.1990 - 09.1994	1272	KW 83 / PS 113	4
VW	POLO Coupe (86C, 80)	1.3 G40	08.1990 - 09.1994	1272	KW 83 / PS 113	4
VW	POLO Coupe (86C, 80)	1.3 KAT	07.1987 - 08.1994	1272	KW 40 / PS 55	4
VW	POLO Coupe (86C, 80)	1.3 KAT	07.1987 - 08.1994	1272	KW 40 / PS 55	4
VW	POLO Coupe (86C, 80)	1.3 KAT	07.1987 - 08.1994	1272	KW 40 / PS 55	4
VW	POLO Coupe (86C, 80)	1.3 KAT	07.1987 - 08.1994	1272	KW 40 / PS 55	4
VW	POLO Coupe (86C, 80)	1.3 KAT	10.1989 - 09.1994	1272	KW 55 / PS 75	4
VW	POLO Coupe (86C, 80)	1.3 KAT	10.1989 - 09.1994	1272	KW 55 / PS 75	4
VW	POLO Coupe (86C, 80)	1.3 KAT	10.1989 - 09.1994	1272	KW 55 / PS 75	4
VW	POLO Kasten (6NF)	1.4	05.1998 - 12.1999	1390	KW 44 / PS 60	4
VW	POLO Kasten (6NF)	1.4	05.1998 - 12.1999	1390	KW 44 / PS 60	4
VW	POLO Kasten (6NF)	1.4	05.1998 - 12.1999	1390	KW 44 / PS 60	4
VW	POLO Kasten (6NF)	1.0	10.1994 - 12.1999	1043	KW 33 / PS 45	4
VW	POLO Kasten (6NF)	1.0	10.1994 - 12.1999	1043	KW 33 / PS 45	4
VW	POLO Kasten (86CF)	1.3	08.1992 - 07.1994	1272	KW 40 / PS 54	4
VW	POLO Kasten (86CF)	1.3	08.1992 - 07.1994	1272	KW 40 / PS 54	4
VW	POLO Kasten (86CF)	1.3	08.1992 - 07.1994	1272	KW 40 / PS 54	4
VW	POLO Kasten (86CF)	1.0	08.1992 - 07.1994	1043	KW 33 / PS 45	4
VW	POLO Kasten (86CF)	1.0	08.1992 - 07.1994	1043	KW 33 / PS 45	4
VW	POLO Kasten (86CF)	1.0	08.1992 - 07.1994	1043	KW 33 / PS 45	4


Engine code



BTS	133807	
BJX	133806	
BBU	133806	
AEH; AFT; AKL; APF; AUR	138701	138420
AEH; AFT; AKL; APF; AUR	138702	138420
AEH; AFT; AKL; APF; AUR	138704	138420
AEH; AFT; AKL; APF; AUR	138419	138420
AEH; AFT; AKL; APF; AUR	138425	138420
ANX	138702	
ANX	138419	
AEX; AKK; AKV; ANW; APQ; AUD	138701	138420
AEX; AKK; AKV; ANW; APQ; AUD	138702	138420
AEX; AKK; AKV; ANW; APQ; AUD	138704	138420
AEX; AKK; AKV; ANW; APQ; AUD	138419	138420
AEX; AKK; AKV; ANW; APQ; AUD	138425	138420
APE; AUA	138704	138420
APE; AUA	138425	138420
AEE; ALM	138701	
AEE; ALM	138702	
AEE; ALM	138419	
1F	138701	138007
1F	138702	138007
1F	138415	138007
1F	138419	138007
ABS; ADD; ADZ	138701	
ABS; ADD; ADZ	138702	
HK; MH		138004
AAK; AAU; HZ	138701	
AAK; AAU; HZ	138702	
AAK; AAU; HZ	138416	
AAK; AAU; HZ	138419	138004
MH; NZ	138701	
MH; NZ	138702	
MH; NZ	138416	
MH; NZ	138419	138004
HK; MH		138004
3F	138702	138007
3F	138415	138007
3F	138419	138007
HZ	138701	138004
HZ	138702	138004
HZ	138416	138004
AAK; AAU; ACM	138701	138004
AAK; AAU; ACM	138702	138004
AAK; AAU; ACM	138419	138004
PY	138701	
PY	138702	
2G; AAV; MH; NZ	138701	138004
2G; AAV; MH; NZ	138702	138004
2G; AAV; MH; NZ	138416	138004
2G; AAV; MH; NZ	138419	138004
3F	138701	
3F	138702	
3F	138419	
AEX; APQ	138701	138007
AEX; APQ	138702	138007
AEX; APQ	138415	138007
AEX; APQ	138419	138007
AAU	138702	
AAU	138419	
AAV	138701	138007
AAV	138702	138007
AAV	138415	138007
AAV	138419	138007
AAU	138701	138007
AAU	138702	138007
AAU	138415	138007

Anwendungsliste

Application List

	Model	Type	Model year	ccm	Output	Cylinder
VW	POLO Kasten (86CF)	1.0	08.1992 - 07.1994	1043	KW 33 / PS 45	4
VW	POLO Stufenheck (9A4)	1.4	07.2003 -	1390	KW 55 / PS 75	4
VW	POLO Stufenheck (9A4)	1.4	11.2003 -	1390	KW 74 / PS 101	4
VW	POLO Variant (6KV5)	1.4	05.1997 - 09.2001	1390	KW 44 / PS 60	4
VW	POLO Variant (6KV5)	1.4	05.1997 - 09.2001	1390	KW 44 / PS 60	4
VW	POLO Variant (6KV5)	1.4	05.1997 - 09.2001	1390	KW 44 / PS 60	4
VW	POLO Variant (6KV5)	1.4	05.1997 - 09.2001	1390	KW 44 / PS 60	4
VW	POLO Variant (6KV5)	1.4	12.1998 - 09.2001	1390	KW 40 / PS 54	4
VW	POLO Variant (6KV5)	1.4	12.1998 - 09.2001	1390	KW 40 / PS 54	4
VW	POLO Variant (6KV5)	1.6	05.1997 - 09.2001	1598	KW 55 / PS 75	4
VW	POLO Variant (6KV5)	1.6	05.1997 - 09.2001	1598	KW 55 / PS 75	4
VW	POLO Variant (6KV5)	1.6	05.1997 - 09.2001	1598	KW 55 / PS 75	4
VW	POLO Variant (6KV5)	1.6	05.1997 - 09.2001	1595	KW 74 / PS 101	4
VW	POLO Variant (6KV5)	1.6	05.1997 - 09.2001	1595	KW 74 / PS 101	4
VW	POLO Variant (6KV5)	1.6	05.1997 - 09.2001	1595	KW 74 / PS 101	4
VW	POLO Variant (6KV5)	1.6	05.1997 - 09.2001	1595	KW 74 / PS 101	4
VW	POLO Variant (6KV5)	1.6	05.1997 - 09.2001	1595	KW 74 / PS 101	4
VW	POLO Variant (6KV5)	1.8	05.1997 - 09.2001	1781	KW 66 / PS 90	4
VW	POLO Variant (6KV5)	1.8	05.1997 - 09.2001	1781	KW 66 / PS 90	4
VW	POLO Variant (6KV5)	1.8	05.1997 - 09.2001	1781	KW 66 / PS 90	4
VW	POLO Variant (6KV5)	1.4 16V	10.1999 - 09.2001	1390	KW 55 / PS 75	4
VW	POLO Variant (6KV5)	1.4 16V	10.1999 - 09.2001	1390	KW 55 / PS 75	4
VW	SANTANA (32B)	2.1	08.1982 - 12.1983	2144	KW 85 / PS 115	5
VW	SCIROCCO (137)	1.4 TSI	05.2008 -	1390	KW 118 / PS 160	4
VW	SCIROCCO (137)	1.4 TSI	05.2008 -	1390	KW 118 / PS 160	4
VW	SCIROCCO (137)	1.4 TSI	08.2008 -	1390	KW 90 / PS 122	4
VW	SCIROCCO (137)	1.4 TSI	08.2008 -	1390	KW 90 / PS 122	4
VW	SCIROCCO (137)	2.0 R	11.2009 -	1984	KW 188 / PS 256	4
VW	SCIROCCO (137)	2.0 R	11.2009 -	1984	KW 195 / PS 265	4
VW	SCIROCCO (137)	2.0 TSI	05.2008 - 11.2009	1984	KW 147 / PS 200	4
VW	SCIROCCO (137)	2.0 TSI	11.2009 - 05.2011	1984	KW 155 / PS 210	4
VW	SCIROCCO (53B)	1.6	01.1983 - 12.1989	1595	KW 55 / PS 75	4
VW	SCIROCCO (53B)	1.6	04.1986 - 07.1990	1595	KW 53 / PS 72	4
VW	SCIROCCO (53B)	1.8	08.1983 - 07.1992	1781	KW 66 / PS 90	4
VW	SCIROCCO (53B)	1.8	11.1985 - 07.1992	1781	KW 70 / PS 95	4
VW	SCIROCCO (53B)	1.8	08.1982 - 12.1989	1781	KW 82 / PS 112	4
VW	SCIROCCO (53B)	1.8 16V	10.1985 - 07.1989	1781	KW 102 / PS 139	4
VW	SCIROCCO (53B)	1.8 16V	03.1986 - 07.1992	1781	KW 95 / PS 129	4
VW	SHARAN (7M8, 7M9, 7M6)	1.8 T 20V	09.1997 - 03.2010	1781	KW 110 / PS 150	4
VW	SHARAN (7M8, 7M9, 7M6)	2.0	09.1995 - 03.2010	1984	KW 85 / PS 115	4
VW	SHARAN (7M8, 7M9, 7M6)	2.0	09.1995 - 03.2010	1984	KW 85 / PS 115	4
VW	SHARAN (7M8, 7M9, 7M6)	2.0	09.1995 - 03.2010	1984	KW 85 / PS 115	4
VW	SHARAN (7M8, 7M9, 7M6)	2.0	09.1995 - 02.2000	1984	KW 110 / PS 150	4
VW	SHARAN (7M8, 7M9, 7M6)	2.0	09.1995 - 02.2000	1984	KW 110 / PS 150	4
VW	SHARAN (7M8, 7M9, 7M6)	2.0 LPG	04.2006 - 03.2010	1984	KW 85 / PS 115	4
VW	SHARAN (7M8, 7M9, 7M6)	2.0 LPG	04.2006 - 03.2010	1984	KW 85 / PS 115	4
VW	SHARAN (7M8, 7M9, 7M6)	2.8 V6 24V	04.2000 - 03.2010	2792	KW 150 / PS 204	6
VW	SHARAN (7M8, 7M9, 7M6)	2.8 V6 24V 4motion	04.2000 - 03.2010	2792	KW 150 / PS 204	6
VW	SHARAN (7M8, 7M9, 7M6)	2.8 VR6	09.1995 - 04.2000	2792	KW 128 / PS 174	6
VW	SHARAN (7M8, 7M9, 7M6)	2.8 VR6	09.1995 - 04.2000	2792	KW 128 / PS 174	6
VW	SHARAN (7M8, 7M9, 7M6)	2.8 VR6	09.1995 - 04.2000	2792	KW 128 / PS 174	6
VW	SHARAN (7M8, 7M9, 7M6)	2.8 VR6 Syncro	11.1996 - 04.2000	2792	KW 128 / PS 174	6
VW	SHARAN (7M8, 7M9, 7M6)	2.8 VR6 Syncro	11.1996 - 04.2000	2792	KW 128 / PS 174	6
VW	SHARAN (7M8, 7M9, 7M6)	2.8 VR6 Syncro	11.1996 - 04.2000	2792	KW 128 / PS 174	6
VW	SHARAN (7N)	1.4 TSI	05.2010 -	1390	KW 110 / PS 150	4
VW	SHARAN (7N)	1.4 TSI	05.2010 -	1390	KW 110 / PS 150	4
VW	SHARAN (7N)	2.0 TSI	12.2010 -	1984	KW 147 / PS 200	4
VW	TARO	2.4 i 4x4	06.1989 - 03.1997	2366	KW 84 / PS 114	4
VW	TIGUAN (5N_)	1.4 TSI	05.2011 -	1390	KW 118 / PS 160	4
VW	TIGUAN (5N_)	1.4 TSI	05.2011 -	1390	KW 118 / PS 160	4
VW	TIGUAN (5N_)	1.4 TSI	05.2008 -	1390	KW 110 / PS 150	4
VW	TIGUAN (5N_)	1.4 TSI	05.2008 -	1390	KW 110 / PS 150	4
VW	TIGUAN (5N_)	1.4 TSI	08.2010 -	1390	KW 90 / PS 122	4
VW	TIGUAN (5N_)	1.4 TSI 4motion	05.2011 -	1390	KW 118 / PS 160	4
VW	TIGUAN (5N_)	1.4 TSI 4motion	05.2011 -	1390	KW 118 / PS 160	4
VW	TIGUAN (5N_)	1.4 TSI 4motion	09.2007 -	1390	KW 110 / PS 150	4


Engine code



AAU	138419	138007	
BBY; BKY	133807		
BBZ	133807		
AEX; AKK; AKV; ANW; APQ; AUD	138701	138420	
AEX; AKK; AKV; ANW; APQ; AUD	138702	138420	
AEX; AKK; AKV; ANW; APQ; AUD	138704	138420	
AEX; AKK; AKV; ANW; APQ; AUD	138419	138420	
AEX; AKK; AKV; ANW; APQ; AUD	138425	138420	
AKP	138704	138420	
AKP	138425	138420	
AEE; ALM	138701		
AEE; ALM	138702		
AEE; ALM	138419		
AEH; AFT; AKL; APF; AUR	138701	138420	
AEH; AFT; AKL; APF; AUR	138702	138420	
AEH; AFT; AKL; APF; AUR	138704	138420	
AEH; AFT; AKL; APF; AUR	138419	138420	
AEH; AFT; AKL; APF; AUR	138425	138420	
ADZ	138701		
ADZ	138702		
ADZ	138419		
APE; AUA	138704	138420	
APE; AUA	138425	138420	
WE		138004	
CAVD; CNWA; CTHD; CTKA	133807		133071
CAVD; CNWA; CTHD; CTKA	133807		133058
CAXA; CMSB	133807		133071
CAXA; CMSB	133807		133058
CDLC			133059
CDLA			133059
CAWB	133836		133058
CCZB			133058
EW	138701	138004	
RE		138004	
EX	138701	138004	
JH	138701	138004	
DX; EV; JJ; PB	138701	138004	
KR		138004	
PL	138701	138004	
AJH; AWC	133805		
ADY; ATM	138701	138420	
ADY; ATM	138704	138420	
ADY; ATM	138419	138420	
ABF	138702		
ABF	138419		
ATM	138704	138420	
ATM	138425	138420	
AYL	133848		
AYL	133848		
AAA; AMY	138701		
AAA; AMY	138708		
AAA; AMY	138434		
AAA; AMY	138701		
AAA; AMY	138708		
AAA; AMY	138434		
CAVA; CNWB; CTHA			133071
CAVA; CNWB; CTHA			133058
CCZA			133058
22R	138868		
CAVD; CTHD			133071
CAVD; CTHD			133058
BWK; CAVA; CTHA	133807		133071
BWK; CAVA; CTHA	133807		133058
CAXA	133807		133058
CAVD; CTHD			133071
CAVD; CTHD			133058
BWK; CAVA; CTHA	133807		133071

Anwendungsliste

Application List

	Model	Type	Model year	ccm	Output	Cylinder
VW	TIGUAN (5N_)	1.4 TSI 4motion	09.2007 -	1390	KW 110 / PS 150	4
VW	TIGUAN (5N_)	2.0 TFSI 4motion	09.2007 -	1984	KW 147 / PS 200	4
VW	TIGUAN (5N_)	2.0 TFSI 4motion	09.2007 -	1984	KW 125 / PS 170	4
VW	TIGUAN (5N_)	2.0 TSI 4motion	05.2011 -	1984	KW 155 / PS 211	4
VW	TOUAREG (7LA, 7L6, 7L7)	3.2 V6	10.2002 - 11.2006	3189	KW 162 / PS 220	6
VW	TOUAREG (7LA, 7L6, 7L7)	3.6 V6 FSI	10.2005 - 05.2010	3597	KW 206 / PS 280	6
VW	TOUAREG (7LA, 7L6, 7L7)	4.2 V8	12.2002 - 11.2006	4172	KW 228 / PS 310	8
VW	TOUAREG (7LA, 7L6, 7L7)	4.2 V8	12.2002 - 11.2006	4172	KW 228 / PS 310	8
VW	TOUAREG (7LA, 7L6, 7L7)	4.2 V8 FSI	06.2006 - 05.2010	4163	KW 257 / PS 350	8
VW	TOUAREG (7LA, 7L6, 7L7)	4.2 V8 FSI	06.2006 - 05.2010	4163	KW 257 / PS 350	8
VW	TOUAREG (7LA, 7L6, 7L7)	6.0 W12	08.2004 - 05.2010	5998	KW 331 / PS 450	12
VW	TOUAREG (7P5)	3.0 V6 TSI Hybrid	04.2010 -	2995	KW 245 / PS 333	6
VW	TOUAREG (7P5)	3.0 V6 TSI Hybrid	04.2010 -	2995	KW 245 / PS 333	6
VW	TOURAN (1T1, 1T2)	1.6	07.2003 - 05.2010	1595	KW 75 / PS 102	4
VW	TOURAN (1T1, 1T2)	1.6	07.2003 - 05.2010	1595	KW 75 / PS 102	4
VW	TOURAN (1T1, 1T2)	1.4 FSI	11.2006 - 05.2010	1390	KW 125 / PS 170	4
VW	TOURAN (1T1, 1T2)	1.4 TSI	02.2006 - 05.2010	1390	KW 103 / PS 140	4
VW	TOURAN (1T1, 1T2)	1.4 TSI	02.2006 - 05.2010	1390	KW 103 / PS 140	4
VW	TOURAN (1T1, 1T2)	1.4 TSI EcoFuel	05.2009 - 05.2010	1390	KW 110 / PS 150	4
VW	TOURAN (1T1, 1T2)	1.6 FSI	02.2003 - 01.2007	1598	KW 85 / PS 115	4
VW	TOURAN (1T1, 1T2)	2.0 FSI	10.2003 - 11.2005	1984	KW 110 / PS 150	4
VW	TOURAN (1T1, 1T2)	2.0 FSI	10.2003 - 11.2005	1984	KW 110 / PS 150	4
VW	TOURAN (1T1, 1T2)	2.0 FSI	10.2004 - 05.2010	1984	KW 85 / PS 115	4
VW	TOURAN (1T3)	1.2 TSI	05.2010 -	1197	KW 77 / PS 105	4
VW	TRANSPORTER T3 Bus	2.1	08.1985 - 07.1992	2110	KW 70 / PS 95	4
VW	TRANSPORTER T3 Bus	2.1	08.1985 - 07.1992	2110	KW 82 / PS 112	4
VW	TRANSPORTER T3 Bus	2.1	10.1986 - 07.1992	2109	KW 64 / PS 87	4
VW	TRANSPORTER T3 Bus	1.6	05.1979 - 12.1982	1584	KW 37 / PS 50	4
VW	TRANSPORTER T3 Bus	1.9	08.1982 - 07.1992	1913	KW 44 / PS 60	4
VW	TRANSPORTER T3 Bus	1.9	01.1983 - 07.1985	1913	KW 61 / PS 83	4
VW	TRANSPORTER T3 Bus	1.9	08.1983 - 07.1985	1913	KW 66 / PS 90	4
VW	TRANSPORTER T3 Bus	1.9 Syncro	02.1985 - 07.1992	1913	KW 57 / PS 78	4
VW	TRANSPORTER T3 Bus	2.0	05.1979 - 12.1982	1970	KW 51 / PS 70	4
VW	TRANSPORTER T3 Bus	2.1 KAT	06.1989 - 07.1992	2110	KW 70 / PS 95	4
VW	TRANSPORTER T3 Bus	2.1 Syncro	08.1985 - 07.1992	2110	KW 70 / PS 95	4
VW	TRANSPORTER T3 Bus	2.1 Syncro	01.1986 - 07.1992	2110	KW 82 / PS 112	4
VW	TRANSPORTER T3 Bus	2.1 Syncro	10.1986 - 07.1992	2109	KW 64 / PS 87	4
VW	TRANSPORTER T3 Kasten	2.1	08.1985 - 07.1992	2110	KW 70 / PS 95	4
VW	TRANSPORTER T3 Kasten	2.1	03.1986 - 07.1992	2110	KW 82 / PS 112	4
VW	TRANSPORTER T3 Kasten	1.6	05.1979 - 12.1982	1584	KW 37 / PS 50	4
VW	TRANSPORTER T3 Kasten	1.9	10.1982 - 07.1992	1913	KW 44 / PS 60	4
VW	TRANSPORTER T3 Kasten	1.9	10.1982 - 07.1992	1913	KW 57 / PS 78	4
VW	TRANSPORTER T3 Kasten	1.9	08.1983 - 02.1989	1913	KW 66 / PS 90	4
VW	TRANSPORTER T3 Kasten	1.9	10.1984 - 02.1989	1913	KW 61 / PS 83	4
VW	TRANSPORTER T3 Kasten	1.9 Syncro	11.1984 - 07.1992	1913	KW 57 / PS 78	4
VW	TRANSPORTER T3 Kasten	2.0	05.1979 - 04.1986	1970	KW 51 / PS 69	4
VW	TRANSPORTER T3 Kasten	2.1 Syncro	08.1985 - 07.1992	2110	KW 70 / PS 95	4
VW	TRANSPORTER T3 Kasten	2.1 Syncro	03.1986 - 07.1992	2110	KW 82 / PS 112	4
VW	TRANSPORTER T3 Pritsche/Fahrgestell	2.1	08.1985 - 07.1992	2110	KW 70 / PS 95	4
VW	TRANSPORTER T3 Pritsche/Fahrgestell	2.1	03.1986 - 07.1992	2110	KW 82 / PS 112	4
VW	TRANSPORTER T3 Pritsche/Fahrgestell	1.9	09.1982 - 07.1992	1913	KW 44 / PS 60	4
VW	TRANSPORTER T3 Pritsche/Fahrgestell	1.9	08.1982 - 07.1992	1913	KW 57 / PS 78	4
VW	TRANSPORTER T3 Pritsche/Fahrgestell	1.9	10.1984 - 02.1989	1913	KW 61 / PS 83	4
VW	TRANSPORTER T3 Pritsche/Fahrgestell	1.9 Syncro	12.1984 - 07.1992	1913	KW 57 / PS 78	4
VW	TRANSPORTER T3 Pritsche/Fahrgestell	2.0	05.1979 - 04.1986	1970	KW 51 / PS 69	4
VW	TRANSPORTER T3 Pritsche/Fahrgestell	2.1 Syncro	08.1985 - 07.1992	2110	KW 70 / PS 95	4
VW	TRANSPORTER T3 Pritsche/Fahrgestell	2.1 Syncro	03.1986 - 07.1992	2110	KW 82 / PS 112	4
VW	TRANSPORTER T4 Bus (70XB, 70XC, 7DB, 7DW)	2.5	11.1990 - 04.2003	2461	KW 81 / PS 110	5
VW	TRANSPORTER T4 Bus (70XB, 70XC, 7DB, 7DW)	2.5	11.1990 - 04.2003	2461	KW 81 / PS 110	5
VW	TRANSPORTER T4 Bus (70XB, 70XC, 7DB, 7DW)	2.5	11.1990 - 04.2003	2461	KW 81 / PS 110	5
VW	TRANSPORTER T4 Bus (70XB, 70XC, 7DB, 7DW)	2.5	08.1996 - 04.2003	2461	KW 85 / PS 115	5
VW	TRANSPORTER T4 Bus (70XB, 70XC, 7DB, 7DW)	2.5	08.1996 - 04.2003	2461	KW 85 / PS 115	5
VW	TRANSPORTER T4 Bus (70XB, 70XC, 7DB, 7DW)	1.8	12.1990 - 07.1992	1781	KW 49 / PS 67	4
VW	TRANSPORTER T4 Bus (70XB, 70XC, 7DB, 7DW)	1.8	12.1990 - 07.1992	1781	KW 49 / PS 67	4
VW	TRANSPORTER T4 Bus (70XB, 70XC, 7DB, 7DW)	2.0	09.1990 - 04.2003	1968	KW 62 / PS 84	4
VW	TRANSPORTER T4 Bus (70XB, 70XC, 7DB, 7DW)	2.0	09.1990 - 04.2003	1968	KW 62 / PS 84	4
VW	TRANSPORTER T4 Bus (70XB, 70XC, 7DB, 7DW)	2.5 Syncro	11.1992 - 04.2003	2461	KW 81 / PS 110	5


Engine code



BWK; CAVA; CTHA	133807	133058
CAWB; CCTA; CCZA	133836	133058
CAWA; CCZC	133836	133058
CCZB		133058
AZZ; BAA; BKJ; BMV; BMX; BRJ	133847	
BHK; BHL	133847	
AXQ		133067
AXQ		133068
BAR	133836	133065
BAR	133836	133066
BJN; CFRA	133830	
CGEA; CGFA	133831	
CGEA; CGFA	133835	
BGU; BSE; BSF	138704	138420
BGU; BSE; BSF	138425	138420
BLG; CAVB	133807	133058
BMY; CAVC	133807	133062
BMY; CAVC	133807	133058
CDGA	133807	133058
BAG; BLF; BLP	133807	133060
AXW; BLR; BLX; BLY; BVY; BVZ	133836	133061
AXW; BLR; BLX; BLY; BVY; BVZ	133836	133059
BJZ		133061
CBZB		133058
MV	138004	
DJ	138004	
SR	138004	
CT	138004	
DF	138004	
DH	138004	
GW	138004	
DG	138004	
CU; CV	138004	
MV	138004	
MV	138004	
DJ	138004	
SR	138004	
MV	138004	
DJ	138004	
CT	138004	
DF	138004	
DG	138004	
GW	138004	
DH	138004	
DG	138004	
CU	138004	
MV	138004	
DJ	138004	
MV	138004	
DJ	138004	
DF	138004	
DG	138004	
DH	138004	
DG	138004	
CU	138004	
MV	138004	
DJ	138004	
AAF; ACU; AEN; AEU	138701	
AAF; ACU; AEN; AEU	138702	
AAF; ACU; AEN; AEU	138419	
AET; APL; AVT	138701	
AET; APL; AVT	138702	
PD	138701	
PD	138416	
AAC	138701	
AAC	138702	
AAF; ACU; AEN; AEU	138701	

Anwendungsliste

Application List

	Model	Type	Model year	ccm	Output	Cylinder
VW	TRANSPORTER T4 Bus (70XB, 70XC, 7DB, 7DW)	2.5 Syncro	11.1992 - 04.2003	2461	KW 81 / PS 110	5
VW	TRANSPORTER T4 Bus (70XB, 70XC, 7DB, 7DW)	2.5 Syncro	11.1992 - 04.2003	2461	KW 81 / PS 110	5
VW	TRANSPORTER T4 Bus (70XB, 70XC, 7DB, 7DW)	2.5 Syncro	07.1996 - 04.2003	2461	KW 85 / PS 115	5
VW	TRANSPORTER T4 Bus (70XB, 70XC, 7DB, 7DW)	2.5 Syncro	07.1996 - 04.2003	2461	KW 85 / PS 115	5
VW	TRANSPORTER T4 Bus (70XB, 70XC, 7DB, 7DW)	2.5 TDI	09.1995 - 04.2003	2461	KW 75 / PS 102	5
VW	TRANSPORTER T4 Bus (70XB, 70XC, 7DB, 7DW)	2.5 TDI Syncro	01.1996 - 04.2003	2461	KW 75 / PS 102	5
VW	TRANSPORTER T4 Bus (70XB, 70XC, 7DB, 7DW)	2.8 VR 6	11.1995 - 04.2000	2792	KW 103 / PS 140	6
VW	TRANSPORTER T4 Bus (70XB, 70XC, 7DB, 7DW)	2.8 VR 6	11.1995 - 04.2000	2792	KW 103 / PS 140	6
VW	TRANSPORTER T4 Bus (70XB, 70XC, 7DB, 7DW)	2.8 VR6	04.2000 - 04.2003	2792	KW 150 / PS 204	6
VW	TRANSPORTER T4 Bus (70XB, 70XC, 7DB, 7DW)	2.8 VR6	04.2000 - 04.2003	2792	KW 150 / PS 204	6
VW	TRANSPORTER T4 Kasten (70XA)	2.5	11.1990 - 04.2003	2461	KW 81 / PS 110	5
VW	TRANSPORTER T4 Kasten (70XA)	2.5	11.1990 - 04.2003	2461	KW 81 / PS 110	5
VW	TRANSPORTER T4 Kasten (70XA)	2.5	11.1990 - 04.2003	2461	KW 81 / PS 110	5
VW	TRANSPORTER T4 Kasten (70XA)	2.5	08.1996 - 04.2003	2461	KW 85 / PS 115	5
VW	TRANSPORTER T4 Kasten (70XA)	2.5	08.1996 - 04.2003	2461	KW 85 / PS 115	5
VW	TRANSPORTER T4 Kasten (70XA)	2.0	07.1990 - 04.2003	1968	KW 62 / PS 84	4
VW	TRANSPORTER T4 Kasten (70XA)	2.0	07.1990 - 04.2003	1968	KW 62 / PS 84	4
VW	TRANSPORTER T4 Kasten (70XA)	2.5 Syncro	10.1992 - 04.2003	2461	KW 81 / PS 110	5
VW	TRANSPORTER T4 Kasten (70XA)	2.5 Syncro	10.1992 - 04.2003	2461	KW 81 / PS 110	5
VW	TRANSPORTER T4 Kasten (70XA)	2.5 Syncro	10.1992 - 04.2003	2461	KW 81 / PS 110	5
VW	TRANSPORTER T4 Kasten (70XA)	2.5 Syncro	08.1996 - 04.2003	2461	KW 85 / PS 115	5
VW	TRANSPORTER T4 Kasten (70XA)	2.5 Syncro	08.1996 - 04.2003	2461	KW 85 / PS 115	5
VW	TRANSPORTER T4 Kasten (70XA)	2.5 TDI	09.1995 - 04.2003	2461	KW 75 / PS 102	5
VW	TRANSPORTER T4 Pritsche/Fahrgestell (70XD)	2.5	11.1990 - 04.2003	2461	KW 81 / PS 110	5
VW	TRANSPORTER T4 Pritsche/Fahrgestell (70XD)	2.5	11.1990 - 04.2003	2461	KW 81 / PS 110	5
VW	TRANSPORTER T4 Pritsche/Fahrgestell (70XD)	2.5	11.1990 - 04.2003	2461	KW 81 / PS 110	5
VW	TRANSPORTER T4 Pritsche/Fahrgestell (70XD)	2.5	08.1996 - 04.2003	2461	KW 85 / PS 115	5
VW	TRANSPORTER T4 Pritsche/Fahrgestell (70XD)	2.5	08.1996 - 04.2003	2461	KW 85 / PS 115	5
VW	TRANSPORTER T4 Pritsche/Fahrgestell (70XD)	2.0	07.1990 - 04.2003	1968	KW 62 / PS 84	4
VW	TRANSPORTER T4 Pritsche/Fahrgestell (70XD)	2.0	07.1990 - 04.2003	1968	KW 62 / PS 84	4
VW	TRANSPORTER T4 Pritsche/Fahrgestell (70XD)	2.5 Syncro	10.1992 - 04.2003	2461	KW 81 / PS 110	5
VW	TRANSPORTER T4 Pritsche/Fahrgestell (70XD)	2.5 Syncro	10.1992 - 04.2003	2461	KW 81 / PS 110	5
VW	TRANSPORTER T4 Pritsche/Fahrgestell (70XD)	2.5 Syncro	10.1992 - 04.2003	2461	KW 81 / PS 110	5
VW	TRANSPORTER T4 Pritsche/Fahrgestell (70XD)	2.5 Syncro	08.1996 - 04.2003	2461	KW 85 / PS 115	5
VW	TRANSPORTER T4 Pritsche/Fahrgestell (70XD)	2.5 Syncro	08.1996 - 04.2003	2461	KW 85 / PS 115	5
VW	TRANSPORTER T4 Pritsche/Fahrgestell (70XD)	2.5 TDI	09.1995 - 04.2003	2461	KW 75 / PS 102	5
VW	TRANSPORTER T5 Bus (7HB, 7HJ, 7EB, 7EJ, 7EF)	2.0	11.2003 -	1984	KW 85 / PS 115	4
VW	TRANSPORTER T5 Bus (7HB, 7HJ, 7EB, 7EJ, 7EF)	2.0	11.2003 -	1984	KW 85 / PS 115	4
VW	TRANSPORTER T5 Bus (7HB, 7HJ, 7EB, 7EJ, 7EF)	3.2 V6	02.2004 - 06.2004	3189	KW 170 / PS 231	6
VW	TRANSPORTER T5 Bus (7HB, 7HJ, 7EB, 7EJ, 7EF)	3.2 V6	02.2004 - 11.2009	3189	KW 173 / PS 235	6
VW	TRANSPORTER T5 Bus (7HB, 7HJ, 7EB, 7EJ, 7EF)	3.2 V6 4motion	11.2003 - 11.2009	3189	KW 173 / PS 235	6
VW	TRANSPORTER T5 Kasten (7HA, 7HH, 7EA, 7EH)	2.0	11.2003 -	1984	KW 85 / PS 115	4
VW	TRANSPORTER T5 Kasten (7HA, 7HH, 7EA, 7EH)	2.0	11.2003 -	1984	KW 85 / PS 115	4
VW	TRANSPORTER T5 Kasten (7HA, 7HH, 7EA, 7EH)	3.2 V6	04.2003 - 06.2004	3189	KW 170 / PS 231	6
VW	TRANSPORTER T5 Kasten (7HA, 7HH, 7EA, 7EH)	3.2 V6	02.2004 - 11.2009	3189	KW 173 / PS 235	6
VW	TRANSPORTER T5 Pritsche/Fahrgestell	2.0	11.2003 -	1984	KW 85 / PS 115	4
VW	TRANSPORTER T5 Pritsche/Fahrgestell	2.0	11.2003 -	1984	KW 85 / PS 115	4
VW	TRANSPORTER T5 Pritsche/Fahrgestell	3.2 V6	08.2003 - 05.2006	3189	KW 173 / PS 235	6
VW	UP	1.0	12.2011 -	999	KW 44 / PS 60	3
VW	UP	1.0	12.2011 -	999	KW 55 / PS 75	3
VW	UP	1.0 EcoFuel	11.2012 -	999	KW 50 / PS 68	3
VW	VENTO (1H2)	1.4	11.1991 - 09.1998	1390	KW 40 / PS 55	4
VW	VENTO (1H2)	1.4	11.1991 - 09.1998	1390	KW 40 / PS 55	4
VW	VENTO (1H2)	1.4	11.1991 - 09.1998	1390	KW 40 / PS 55	4
VW	VENTO (1H2)	1.4	11.1991 - 09.1998	1390	KW 44 / PS 60	4
VW	VENTO (1H2)	1.4	11.1991 - 09.1998	1390	KW 44 / PS 60	4
VW	VENTO (1H2)	1.4	11.1991 - 09.1998	1390	KW 44 / PS 60	4
VW	VENTO (1H2)	1.6	09.1992 - 09.1998	1598	KW 55 / PS 75	4
VW	VENTO (1H2)	1.6	09.1992 - 09.1998	1598	KW 55 / PS 75	4
VW	VENTO (1H2)	1.6	09.1992 - 09.1998	1598	KW 55 / PS 75	4
VW	VENTO (1H2)	1.6	10.1994 - 09.1998	1595	KW 74 / PS 101	4
VW	VENTO (1H2)	1.6	10.1994 - 09.1998	1595	KW 74 / PS 101	4
VW	VENTO (1H2)	1.6	10.1994 - 09.1998	1595	KW 74 / PS 101	4
VW	VENTO (1H2)	1.8	11.1991 - 09.1998	1781	KW 55 / PS 75	4
VW	VENTO (1H2)	1.8	11.1991 - 09.1998	1781	KW 55 / PS 75	4
VW	VENTO (1H2)	1.8	11.1991 - 09.1998	1781	KW 55 / PS 75	4
VW	VENTO (1H2)	1.8	11.1991 - 09.1998	1781	KW 66 / PS 90	4

Engine code



AAF; ACU; AEN; AEU	138702	
AAF; ACU; AEN; AEU	138419	
AET; APL; AVT	138701	
AET; APL; AVT	138702	
ACV; AUF; AYC	138701	
ACV; AXL	138701	
AES	138708	
AES	138434	
AMV	138708	
AMV	138434	
AAF; ACU; AEN; AEU	138701	
AAF; ACU; AEN; AEU	138702	
AAF; ACU; AEN; AEU	138419	
AET; APL; AVT	138701	
AET; APL; AVT	138702	
AAC	138701	
AAC	138702	
AAF; ACU; AEN; AEU	138701	
AAF; ACU; AEN; AEU	138702	
AAF; ACU; AEN; AEU	138419	
AET; APL; AVT	138701	
AET; APL; AVT	138702	
ACV; AUF; AYC	138701	
AAF; ACU; AEN; AEU	138701	
AAF; ACU; AEN; AEU	138702	
AAF; ACU; AEN; AEU	138419	
AET; APL; AVT	138701	
AET; APL; AVT	138702	
AAC	138701	
AAC	138702	
AAF; ACU; AEN; AEU	138701	
AAF; ACU; AEN; AEU	138702	
AAF; ACU; AEN; AEU	138419	
AET; APL; AVT	138701	
AET; APL; AVT	138702	
ACV; AUF; AYC	138701	
AXA	138704	138420
AXA	138425	138420
BDL	133830	
BKK; CFLA	133847	
BKK; CFLA	133847	
AXA	138704	138420
AXA	138425	138420
BDL	133830	
BKK; CFLA	133847	
AXA	138704	138420
AXA	138425	138420
BKK	133847	
CHYA	133894	
CHYB	133894	
CPGA	133894	
ABD; AEX	138701	
ABD; AEX	138702	
ABD; AEX	138419	
ABD; AEX	138701	
ABD; AEX	138702	
ABD; AEX	138419	
ABU; AEA; AEE	138701	
ABU; AEA; AEE	138702	
ABU; AEA; AEE	138419	
AEK; AFT	138701	
AEK; AFT	138702	
AEK; AFT	138419	
AAM	138701	
AAM	138702	
AAM	138419	
ABS; ADZ	138701	

Engine code



ABS; ADZ	138702	
ABS; ADZ	138419	
2E; ADY; AGG; AKR	138701	
2E; ADY; AGG; AKR	138702	
2E; ADY; AGG; AKR	138419	
AAA	138701	
AAA	138708	
AAA	138434	
AAA	138434	
4V07,2/7,5GRF		138004

Allgemeine Verkaufs- und Lieferbedingungen

Garantiebedingungen 04/2013

I. Allgemeine Bestimmungen

1. Für den Umfang der Lieferungen oder Leistungen (im Folgenden: Lieferungen) sind die beiderseitigen schriftlichen Erklärungen maßgebend. Allgemeine Geschäftsbedingungen des Bestellers gelten jedoch nur insoweit, als der Lieferer oder Leistende (im Folgenden: Lieferer) ihnen ausdrücklich schriftlich zugestimmt hat.
2. An Kostenvoranschlägen, Zeichnungen und anderen Unterlagen (im Folgenden: Unterlagen) behält sich der Lieferer seine Eigentums- und Urheberrechtlichen Verwertungsrechte uneingeschränkt vor. Die Unterlagen dürfen nur nach vorheriger Zustimmung des Lieferers Dritten zugänglich gemacht werden und sind, wenn der Auftrag dem Lieferer nicht erteilt wird, diesem auf Verlangen unverzüglich zurückzugeben. Die Sätze 1 und 2 gelten entsprechend für Unterlagen des Bestellers; diese dürfen jedoch solchen Dritten zugänglich gemacht werden, denen der Lieferer zulässigerweise Lieferungen übertragen hat.
3. An Standardsoftware hat der Besteller das nicht ausschließliche Recht zur Nutzung mit den vereinbarten Leistungsmerkmalen in unveränderter Form auf den vereinbarten Geräten. Der Besteller darf ohne ausdrückliche Vereinbarung eine Sicherheitskopie erstellen.
4. Teillieferungen sind zulässig, soweit sie dem Besteller zumutbar sind.

II. Preise und Zahlungsbedingungen

1. Die Preise verstehen sich ab Werk ausschließlich Verpackung zuzüglich der jeweils geltenden gesetzlichen Umsatzsteuer.
2. Hat der Lieferer die Aufstellung oder Montage übernommen und ist nicht etwas anderes vereinbart, so trägt der Besteller neben der vereinbarten Vergütung alle erforderlichen Nebenkosten wie Reisekosten, Kosten für den Transport des Handwerkszeugs und des persönlichen Gepäcks sowie Auslösungen.
3. Zahlungen sind frei Zahlstelle des Lieferers zu leisten.
4. Der Besteller kann nur mit solchen Forderungen aufrechnen, die unbestritten oder rechtskräftig festgestellt sind.

III. Eigentumsvorbehalt

1. Die Gegenstände der Lieferungen (Vorbehaltsware) bleiben Eigentum des Lieferers bis zur Erfüllung sämtlicher ihm gegen den Besteller aus der Geschäftsverbindung zustehenden Ansprüche. Soweit der Wert aller Sicherungsrechte, die dem Lieferer zustehen, die Höhe aller gesicherten Ansprüche um mehr als 20 % übersteigt, wird der Lieferer auf Wunsch des Bestellers einen entsprechenden Teil der Sicherungsrechte freigeben.
2. Während des Bestehens des Eigentumsvorbehalts ist dem Besteller eine Verpfändung oder Sicherungsübereignung untersagt und die Weiterveräußerung nur Wiederverkäufern im gewöhnlichen Geschäftsgang und nur unter der Bedingung gestattet, dass der Wiederverkäufer von seinem Kunden Bezahlung erhält oder den Vorbehalt macht, dass das Eigentum auf den Kunden erst übergeht, wenn dieser seine Zahlungsverpflichtungen erfüllt hat.
3. Bei Pfändungen, Beschlagnahmen oder sonstigen Verfügungen oder Eingriffen Dritter hat der Besteller den Lieferer unverzüglich zu benachrichtigen.
4. Bei Pflichtverletzungen des Bestellers, insbesondere bei Zahlungsverzug, ist der Lieferer nach erfolglosem Ablauf einer dem Besteller gesetzten angemessenen Frist zur Leistung zum Rücktritt und zur Rücknahme berechtigt; die gesetzlichen Bestimmungen über die Entbehrlichkeit einer Fristsetzung bleiben unberührt. Der Besteller ist zur Herausgabe verpflichtet.

IV. Fristen für Lieferungen; Verzug

1. Die Einhaltung von Fristen für Lieferungen setzt den rechtzeitigen Eingang sämtlicher vom Besteller zu liefernden Unterlagen, erforderlichen Genehmigungen und Freigaben, insbesondere von Plänen, sowie die Einhaltung der vereinbarten Zahlungsbedingungen und sonstigen Verpflichtungen durch den Besteller voraus. Werden diese Voraussetzungen nicht rechtzeitig erfüllt, so verlängern sich

- die Fristen angemessen; dies gilt nicht, wenn der Lieferer die Verzögerung zu vertreten hat.
2. Ist die Nichteinhaltung der Fristen auf höhere Gewalt, z. B. Mobilmachung, Krieg, Aufruhr, oder auf ähnliche Ereignisse, z. B. Streik, Aussperrung, zurückzuführen, verlängern sich die Fristen angemessen.
3. Kommt der Lieferer in Verzug, kann der Besteller - sofern er glaubhaft macht, dass ihm hieraus ein Schaden entstanden ist - eine Entschädigung für jede vollendete Woche des Verzuges von je 0,5 %, insgesamt jedoch höchstens 5% des Preises für den Teil der Lieferungen verlangen, der wegen des Verzuges nicht in zweckdienlichen Betrieb genommen werden konnte.
4. Sowohl Schadensersatzansprüche des Bestellers wegen Verzögerung der Lieferung als auch Schadensersatzansprüche statt der Leistung, die über die in Nr. 3 genannten Grenzen hinausgehen, sind in allen Fällen verzögerter Lieferung, auch nach Ablauf einer dem Lieferer etwa gesetzten Frist zur Lieferung, ausgeschlossen. Dies gilt nicht, soweit in Fällen des Vorsatzes, der groben Fahrlässigkeit oder wegen der Verletzung des Lebens, des Körpers oder der Gesundheit zwingend gehaftet wird. Vom Vertrag kann der Besteller im Rahmen der gesetzlichen Bestimmungen nur zurücktreten, soweit die Verzögerung der Lieferung vom Lieferer zu vertreten ist. Eine Änderung der Beweislast zum Nachteil des Bestellers ist mit den vorstehenden Regelungen nicht verbunden.
5. Der Besteller ist verpflichtet, auf Verlangen des Lieferers innerhalb einer angemessenen Frist zu erklären, ob er wegen der Verzögerung der Lieferung vom Vertrag zurücktritt oder auf die Lieferung besteht.
6. Werden Versand oder Zustellung auf Wunsch des Bestellers um mehr als einen Monat nach Anzeige der Versandbereitschaft verzögert, kann dem Besteller für jeden angefangenen Monat Lagergeld in Höhe von 0,5% des Preises der Gegenstände der Lieferungen, höchstens jedoch insgesamt 5% berechnet werden. Der Nachweis höherer oder niedrigerer Lagerkosten bleibt den Vertragsparteien unbenommen.

V. Gefahrübergang

1. Die Gefahr geht auch bei frachtfreier Lieferung wie folgt auf den Besteller über:
 - a) bei Lieferungen ohne Aufstellung oder Montage, wenn sie zum Versand gebracht oder abgeholt worden sind. Auf Wunsch und Kosten des Bestellers werden Lieferungen vom Lieferer gegen die üblichen Transportrisiken versichert;
 - b) bei Lieferungen mit Aufstellung oder Montage am Tage der Übernahme in eigenen Betrieb oder, soweit vereinbart, nach einwandfreiem Probetrieb.
2. Wenn der Versand, die Zustellung, der Beginn, die Durchführung der Aufstellung oder Montage, die Übernahme in eigenen Betrieb oder der Probetrieb aus vom Besteller zu vertretenden Gründen verzögert wird, oder der Besteller aus sonstigen Gründen in Annahmeverzug kommt, so geht die Gefahr auf den Besteller über.

VI. Aufstellung und Montage

- Für die Aufstellung und Montage gelten, soweit nichts anderes schriftlich vereinbart ist, folgende Bestimmungen:
1. Der Besteller hat auf seine Kosten zu übernehmen und rechtzeitig zu stellen:
 - a) alle Erd-, Bau- und sonstigen branchenfremden Nebenarbeiten einschließlich der dazu benötigten Fach- und Hilfskräfte, Baustoffe und Werkzeuge,
 - b) die zur Montage und Inbetriebsetzung erforderlichen Bedarfsgegenstände und -stoffe, wie Gerüste, Hebezeuge und andere Vorrichtungen, Brennstoffe und Schmiermittel,
 - c) Energie und Wasser an der Verwendungsstelle einschließlich der Anschlüsse, Heizung und Beleuchtung,
 - d) bei der Montage für die Aufbewahrung der Maschinenteile, Apparaturen, Materialien, Werkzeuge usw. genügend große, geeignete, trockene und verschließbare Räume und für das Montagepersonal angemessene Arbeits- und Aufenthaltsräume einschließlich den Umständen angemessener sanitärer Anlagen; im Übrigen hat der Besteller zum

- Schutz des Besitzes des Lieferers und des Montagepersonals auf der Baustelle die Maßnahmen zu treffen, die er zum Schutz des eigenen Besitzes ergreifen würde,
- e) Schutzkleidung und Schutzvorrichtungen, die infolge besonderer Umstände der Montage erforderlich sind.
2. Vor Beginn der Montagearbeiten hat der Besteller die nötigen Angaben über die Lage verdeckt geführter Strom-, Gas-, Wasserleitungen oder ähnlicher Anlagen sowie die erforderlichen statischen Angaben unaufgefordert zur Verfügung zu stellen.
 3. Vor Beginn der Aufstellung oder Montage müssen sich die für die Aufnahme der Arbeiten erforderlichen Beistellungen und Gegenstände an der Aufstellungs- oder Montagestelle befinden und alle Vorarbeiten vor Beginn des Aufbaues so weit fortgeschritten sein, dass die Aufstellung oder Montage vereinbarungsgemäß begonnen und ohne Unterbrechung durchgeführt werden kann. Anfahrwege und der Aufstellungs- oder Montageplatz müssen geebnet und geräumt sein.
 4. Verzögern sich die Aufstellung, Montage oder Inbetriebnahme durch nicht vom Lieferer zu vertretende Umstände, so hat der Besteller in angemessenem Umfang die Kosten für Wartezeit und zusätzlich erforderliche Reisen des Lieferers oder des Montagepersonals zu tragen.
 5. Der Besteller hat dem Lieferer wöchentlich die Dauer der Arbeitszeit des Montagepersonals sowie die Beendigung der Aufstellung, Montage oder Inbetriebnahme unverzüglich zu bescheinigen.
 6. Verlangt der Lieferer nach Fertigstellung die Abnahme der Lieferung, so hat sie der Besteller innerhalb von zwei Wochen vorzunehmen. Geschieht dies nicht, so gilt die Abnahme als erfolgt. Die Abnahme gilt gleichfalls als erfolgt, wenn die Lieferung - gegebenenfalls nach Abschluss einer vereinbarten Testphase - in Gebrauch genommen worden ist.

VII. Entgegennahme

Der Besteller darf die Entgegennahme von Lieferungen wegen unerheblicher Mängel nicht verweigern.

VIII. Sachmängel

- Für Sachmängel haftet der Lieferer wie folgt:
1. Alle diejenigen Teile oder Leistungen sind nach Wahl des Lieferers unentgeltlich nachzubessern, neu zu liefern oder neu zu erbringen, die innerhalb der Verjährungsfrist - ohne Rücksicht auf die Betriebsdauer - einen Sachmangel aufweisen, sofern dessen Ursache bereits im Zeitpunkt des Gefahrübergangs vorlag.
 2. Sachmängelansprüche verjähren in 24 Monaten. Die Dauer von 24 Monaten gilt nicht, soweit das Gesetz gemäß §§ 438 Abs. 1 Nr. 2 (Bauwerke und Sachen für Bauwerke), 479 Abs. 1 (Rückgriffsanspruch) und 634a Abs. 1 Nr. 2 (Bau-mängel) BGB längere Fristen vorschreibt. Die gesetzlichen Regelungen über Ablaufhemmung, Hemmung und Neubeginn der Fristen bleiben unberührt.
 3. Der Besteller hat Sachmängel gegenüber dem Lieferer unverzüglich schriftlich zu rügen.
 4. Bei Mängelrügen dürfen Zahlungen des Bestellers in einem Umfang zurückgehalten werden, die in einem angemessenen Verhältnis zu den aufgetretenen Sachmängeln stehen. Der Besteller kann Zahlungen nur zurückhalten, wenn eine Mängelrüge geltend gemacht wird, über deren Berechtigung kein Zweifel bestehen kann. Erfolgte die Mängelrüge zu Unrecht, ist der Lieferer berechtigt, die ihm entstandenen Aufwendungen vom Besteller ersetzt zu verlangen.
 5. Zunächst ist dem Lieferer Gelegenheit zur Nacherfüllung innerhalb angemessener Frist zu gewähren.
 6. Schlägt die Nacherfüllung fehl, kann der Besteller - unbeschadet etwaiger Schadensersatzansprüche gemäß Art. XI - vom Vertrag zurücktreten oder die Vergütung mindern.
 7. Mängelansprüche bestehen nicht bei nur unerheblicher Abweichung von der vereinbarten Beschaffenheit, bei nur unerheblicher Beeinträchtigung der Brauchbarkeit, bei natürlicher Abnutzung oder Schäden, die nach dem Gefahrübergang infolge fehlerhafter oder nachlässiger Behandlung,

Allgemeine Verkaufs- und Lieferbedingungen

Garantiebedingungen 04/2013

übermäßiger Beanspruchung, ungeeigneter Betriebsmittel, oder die aufgrund besonderer äußerer Einflüsse entstehen, die nach dem Vertrag nicht vorausgesetzt sind, sowie bei nicht reproduzierbaren Softwarefehlern. Werden vom Besteller oder von Dritten unsachgemäß Änderungen oder Instandsetzungsarbeiten vorgenommen, so bestehen für diese und die daraus entstehenden Folgen ebenfalls keine Mängelansprüche.

8. Ansprüche des Bestellers wegen der zum Zweck der Nacherfüllung erforderlichen Aufwendungen, insbesondere Transport-, Wege-, Arbeits- und Materialkosten, sind ausgeschlossen, soweit die Aufwendungen sich erhöhen, weil der Gegenstand der Lieferung nachträglich an einen anderen Ort als die Niederlassung des Bestellers verbracht worden ist, es sei denn, die Verbringung entspricht seinem bestimmungsgemäßen Gebrauch.

9. Rückgriffsansprüche des Bestellers gegen den Lieferer gemäß § 478 BGB (Rückgriff des Unternehmers) bestehen nur insoweit, als der Besteller mit seinem Abnehmer keine über die gesetzlichen Mängelansprüche hinausgehenden Vereinbarungen getroffen hat. Für den Umfang des Rückgriffsanspruchs des Bestellers gegen den Lieferer gemäß § 478 Abs. 2 BGB gilt ferner Nr. 8 entsprechend.

10. Für Schadensersatzansprüche gilt im Übrigen Art. XI (Sonstige Schadensersatzansprüche). Weitergehende oder andere als die in diesem Art. VIII geregelten Ansprüche des Bestellers gegen den Lieferer und dessen Erfüllungsgehilfen wegen eines Sachmangels sind ausgeschlossen.

VIIIa. Garantie

Wir verweisen auf unsere separaten Garantiebedingungen, die auf Wunsch gern ausgehändigt werden.

IX. Gewerbliche Schutzrechte und Urheberrechte; Rechtsmängel

1. Sofern nicht anders vereinbart, ist der Lieferer verpflichtet, die Lieferung lediglich im Land des Lieferorts frei von gewerblichen Schutzrechten und Urheberrechten Dritter (im Folgenden: Schutzrechte) zu erbringen. Sofern ein Dritter wegen der Verletzung von Schutzrechten durch vom Lieferer erbrachte, vertragsgemäß genutzte Lieferungen gegen den Besteller berechnete Ansprüche erhebt, haftet der Lieferer gegen über dem Besteller innerhalb der in Art. VIII Nr. 2 bestimmten Frist wie folgt:

a) Der Lieferer wird nach seiner Wahl und auf seine Kosten für die betreffenden Lieferungen entweder ein Nutzungsrecht erwirken, sie so ändern, dass das Schutzrecht nicht verletzt wird, oder austauschen. Ist dies dem Lieferer nicht zu angemessenen Bedingungen möglich, stehen dem Besteller die gesetzlichen Rücktritts- oder Minderungsrechte zu.

b) Die Pflicht des Lieferers zur Leistung von Schadensersatz richtet sich nach Art. XI.

c) Die vorstehend genannten Verpflichtungen des Lieferers bestehen nur, soweit der Besteller den Lieferer über die vom Dritten geltend gemachten Ansprüche unverzüglich schriftlich verständigt, eine Verletzung nicht anerkennt und dem Lieferer alle Abwehrmaßnahmen und Vergleichsverhandlungen vorbehalten bleiben. Stellt der Besteller die Nutzung der Lieferung aus Schadensminderungs- oder sonstigen wichtigen Gründen ein, ist er verpflichtet, den Dritten darauf hinzuweisen, dass mit der Nutzungseinstellung kein Anerkenntnis einer Schutzrechtsverletzung verbunden ist.

2. Ansprüche des Bestellers sind ausgeschlossen, soweit er die Schutzrechtsverletzung zu vertreten hat.

3. Ansprüche des Bestellers sind ferner ausgeschlossen, soweit die Schutzrechtsverletzung durch spezielle Vorgaben des Bestellers, durch eine vom Lieferer nicht voraussehbare Anwendung oder dadurch verursacht wird, dass die Lieferung vom Besteller verändert oder zusammen mit nicht vom Lieferer gelieferten Produkten eingesetzt wird.

4. Im Falle von Schutzrechtsverletzungen gelten für die in Nr. 1 a) geregelten Ansprüche des Bestellers im Übrigen die Bestimmungen des Art. VIII Nr. 4, 5 und 9 entsprechend.

5. Bei Vorliegen sonstiger Rechtsmängel gelten die Bestimmungen des Art. VIII entsprechend.

6. Weitergehende oder andere als die in diesem Art. IX geregelten Ansprüche des Bestellers gegen den Lieferer und dessen Erfüllungsgehilfen wegen eines Rechtsmangels sind ausgeschlossen.

X. Unmöglichkeit; Vertragsanpassung

1. Soweit die Lieferung unmöglich ist, ist der Besteller berechtigt, Schadensersatz zu verlangen, es sei denn, dass der Lieferer die Unmöglichkeit nicht zu vertreten hat. Jedoch beschränkt sich der Schadensersatzanspruch des Bestellers auf 10 % des Wertes desjenigen Teils der Lieferung, der wegen der Unmöglichkeit nicht in zweckdienlichen Betrieb genommen werden kann. Diese Beschränkung gilt nicht, soweit in Fällen des Vorsatzes, der groben Fahrlässigkeit oder wegen der Verletzung des Lebens, des Körpers oder der Gesundheit zwingend gehaftet wird; eine Änderung der Beweislast zum Nachteil des Bestellers ist hiermit nicht verbunden. Das Recht des Bestellers zum Rücktritt vom Vertrag bleibt unberührt.

2. Sofern unvorhersehbare Ereignisse im Sinne von Art. IV Nr. 2 die wirtschaftliche Bedeutung oder den Inhalt der Lieferung erheblich verändern oder auf den Betrieb des Lieferers erheblich einwirken, wird der Vertrag unter Beachtung von Treu und Glauben angemessen angepasst. Soweit dies wirtschaftlich nicht vertretbar ist, steht dem Lieferer das Recht zu, vom Vertrag zurückzutreten. Will er von diesem Rücktrittsrecht Gebrauch machen, so hat er dies nach Erkenntnis der Tragweite des Ereignisses unverzüglich dem Besteller mitzuteilen und zwar auch dann, wenn zunächst mit dem Besteller eine Verlängerung der Lieferzeit vereinbart war.

XI. Sonstige Schadensersatzansprüche

1. Schadens- und Aufwendungsersatzansprüche des Bestellers (im Folgenden: Schadensersatzansprüche), gleich aus welchem Rechtsgrund, insbesondere wegen Verletzung von Pflichten aus dem Schuldverhältnis und aus unerlaubter Handlung, sind ausgeschlossen, soweit nicht Vorsatz oder grobe Fahrlässigkeit vorliegt oder wegen der Verletzung des Lebens, des Körpers oder der Gesundheit gehaftet wird.

2. Dies gilt nicht, soweit zwingend gehaftet wird, z. B. nach dem Produkthaftungsgesetz, in Fällen des Vorsatzes, der groben Fahrlässigkeit, wegen der Verletzung des Lebens, des Körpers oder der Gesundheit, wegen der Verletzung wesentlicher Vertragspflichten. Der Schadensersatzanspruch für die Verletzung wesentlicher Vertragspflichten ist jedoch auf den vertragstypischen, vorhersehbaren Schaden begrenzt, soweit nicht Vorsatz oder grobe Fahrlässigkeit vorliegt oder wegen der Verletzung des Lebens, des Körpers oder der Gesundheit gehaftet wird. Eine Änderung der Beweislast zum Nachteil des Bestellers ist mit den vorstehenden Regelungen nicht verbunden.

3. Soweit dem Besteller nach diesem Art. XI Schadensersatzansprüche zustehen, verjähren diese mit Ablauf der für Sachmängelansprüche geltenden Verjährungsfrist gemäß Art. VIII Nr. 2. Bei Schadensersatzansprüchen nach dem Produkthaftungsgesetz gelten die gesetzlichen Verjährungsvorschriften.

XII. Gerichtsstand und anwendbares Recht

1. Alleiniger Gerichtsstand ist, wenn der Besteller Kaufmann ist, bei allen aus dem Vertragsverhältnis unmittelbar oder mittelbar sich ergebenden Streitigkeiten der Sitz des Lieferers. Der Lieferer ist jedoch auch berechtigt, am Sitz des Bestellers zu klagen.

2. Für die Rechtsbeziehungen im Zusammenhang mit diesem Vertrag gilt deutsches materielles Recht unter Ausschluss des Übereinkommens der Vereinten Nationen über Verträge über den internationalen Warenkauf (CISG).

XIII. Verbindlichkeit des Vertrages

Der Vertrag bleibt auch bei rechtlicher Unwirksamkeit einzelner Bestimmungen in seinen übrigen Teilen verbindlich. Das gilt nicht, wenn das Festhalten an dem Vertrag eine unzumutbare Härte für eine Partei darstellen würde.

XIV. Katalogangaben

Es gelten nur die jeweils im Zeitpunkt des Vertragsabschlusses gültigen Kataloge des Lieferers. Alle vorangegangenen Kataloge und die dort gemachten Angaben verlieren durch den bei Vertragsabschluss geltenden Katalog ihre Gültigkeit. Alle im Katalog genannten technischen Werte der Produkte des Lieferers geben durchschnittlich ermittelte Ergebnisse elektronischer Betriebsdaten wieder.

Garantiebedingungen 04/2013

1. Unbeschadet der in gesetzlichen Regelungen begründeten Sachmängelhaftung übernimmt der Lieferer für die von ihm gelieferten Produkte eine Haltbarkeitsgarantie gemäß den nachfolgenden Bedingungen:

2. Der Lieferer garantiert die Mängelfreiheit der unter dem Markennamen und in Verpackung „HÜCO“ gelieferten Waren über einen Zeitraum von 60 Monaten, die Mängelfreiheit aller anderen Waren über einen Zeitraum von 36 Monaten, jeweils gerechnet ab Lieferung der Sache. Ausgenommen sind grundsätzlich Verschleißteile (einschließlich, aber nicht beschränkt auf z.B. Dioden, Kohlebürsten, Kugellager, komplette Lichtmaschinen, Anlasser, Wasserpumpen und Turbolader), die auch Teile der vom Lieferer gelieferten Produkte sein können.

3. Die Garantie erstreckt sich nur auf Sachmängel, die auf Material- oder Herstellungsfehler zurückzuführen sind, nicht hingegen auf Verschlechterungen der gelieferten Sache durch üblichen Verschleiß. Ausgenommen sind ferner unerhebliche Abweichungen von der vereinbarten Beschaffenheit, unerhebliche Beeinträchtigungen der Brauchbarkeit, natürliche Abnutzung und Schäden, die nach der Gebrauchsüberlassung in Folge fehlerhafter oder nachlässiger Behandlung, übermäßiger Beanspruchung, ungeeigneter Betriebsmittel oder auf Grund besonderer äußerer Einflüsse entstehen. Ebenfalls ausgenommen sind nicht vom Lieferer verbaute und/oder nicht vom Lieferer freigegebene Bauteile sowie generell Schäden in Folge von Reparaturen oder Reparaturversuchen, die nicht vom Lieferer oder von diesem auto-rierten Personen unternommen wurden, sowie Schäden durch sonstige eigenmächtige Eingriffe in das Bauteil. Ausgenommen sind ferner Schäden durch chemische oder elektrochemische Einwirkung, unsachgemäße Verwendung, fehlerhaften Einbau oder Anschluss, extreme Witterungseinflüsse, Nichtbeachtung der Montage- und Wartungseinleitung sowie nicht vom Lieferer zu vertretende Transportschäden.

4. Auf Grund der Garantie liefert der Lieferer in von der Garantie erfassten Fällen nach seiner Wahl Ersatz für die mangelhafte Sache oder beseitigt den Mangel. Voraussetzung ist eine unverzüglich schriftliche Mängelrüge des Bestellers, die den Mangel möglichst klar beschreibt. Erfolgte die Mängelrüge zu Unrecht, ist der Lieferer berechtigt, Ersatz der ihm durch die und in Folge der unberechtigten Mängelrüge entstandenen Aufwendungen zu verlangen.

5. Diese Garantie deckt weder die Kosten für den Transport des Produkts im Garantiefall zum Hersteller noch mit dem Transport zusammenhängenden Risiken.

6. Weitergehende oder andere Ansprüche, insbesondere solche auf Ersatz außerhalb des Liefergegenstandes entstandener Schäden, sind im Rahmen dieser Garantie ausgeschlossen, können aber ggf. aufgrund gesetzlicher Haftungstatbestände bestehen.

HÜCO Automotive GmbH

Sales and Supply Conditions

Guarantee Terms 04/2013

General terms and conditions of HÜCO Automotive GmbH as on 01.04.2013

I. General

1. The scope of deliveries and/or services (hereinafter referred to as „Supplies“) shall be determined by the written declarations of both Parties. General terms and conditions of the Purchaser shall apply only if and when expressly accepted by the supplier or the provider of services (hereinafter referred to as „Supplier“) in writing.
2. The Supplier herewith reserves any industrial property rights and/or copyrights pertaining to its cost estimates, drawings and other documents (hereinafter referred to as „Documents“). The Documents shall not be made accessible to third parties without the Supplier's prior consent and shall, upon request, be returned without Undue delay to the Supplier if the contract is not awarded to the Supplier. Sentences 1 and 2 shall apply mutatis mutandis to documents of the Purchaser; these may, however, be made accessible to third parties to whom the Supplier may rightfully transfer Supplies.
3. The Purchaser shall have the non-exclusive right to use standard software, provided that it remains unchanged, is used within the agreed performance parameters, and on the agreed equipment. The Purchaser may make one back-up copy without express agreement.
4. Partial Supplies shall be allowed, unless they are unreasonable to accept for the Purchaser.

II. Prices and terms of payment

1. Prices shall be ex works and exclude packaging; value added tax shall be added at the then applicable rate.
2. If the Supplier is also responsible for assembly or erection and unless otherwise agreed, the Purchaser shall pay the agreed remuneration and any incidental costs required, e. g. travel costs, costs for the transport of tools and equipment, and personal luggage as well as allowances.
3. Payments shall be made free Supplier's paying office.
4. The Purchaser may set off only those claims that are undisputed or against which no legal recourse is possible.

III. Retention of title

1. Items pertaining to the Supplies („Retained Goods“) shall remain the property of the Supplier until each and every claim the Supplier has against the Purchaser on account of the business connection has been fulfilled. If the combined value of the security interests of the Supplier exceeds the value of all secured claims by more than 20 %, the Supplier shall release a corresponding part of the security interest if so requested by the Purchaser.
2. For the duration of the retention of title, the Purchaser may not pledge the Retained Goods or use them as security, and resale shall be possible only for resellers in the ordinary course of their business and only on condition that the reseller receives payment from its customer or makes the transfer of property to the customer dependent upon the customer fulfilling its obligation to effect payment.
3. The Purchaser shall inform the Supplier forthwith of any seizure or other act of intervention by third parties.
4. Where the Purchaser fails to fulfil its duties, including failure to make payments due, the Supplier shall be entitled to cancel the contract and take back the Retained Goods in the case of continued failure following expiry of a reasonable time set by the Supplier; the statutory provisions that a time limit is not needed remain unaffected. The Purchaser shall be obliged to surrender the Retained Goods.

IV. Time for supplies; delay

1. Times set for Supplies can only be observed if all Documents to be supplied by the Purchaser, necessary permits and releases, especially concerning plans, are received in time and if agreed terms of payment and other obligations of the Purchaser are fulfilled. Unless these conditions are fulfilled in time, times set shall be extended appropriately; this shall not apply where the Supplier is responsible for the delay.
2. If non-observance of the times set is due to force majeure such as mobilization, war, rebellion or similar events, e. g. strike or lockout, such time shall be extended accordingly.
3. If the Supplier is responsible for the delay (hereinafter referred to as „Delay“) and the Purchaser demonstrably suffered

a loss there from, the Purchaser may claim a compensation as liquidated damages of 0.5 % for every completed week of Delay, but in no case more than a total of 5 % of the price of that part

of the Supplies which because of the Delay could not be put to the intended use.

4. Purchaser's claims for damages due to delayed Supplies as well as claims for damages in lieu of performance exceeding the limits specified in No. 3 above shall be excluded in all cases of delayed Supplies even upon expiry of a time set to the Supplier to effect the Supplies. This shall not apply in cases of mandatory liability based on intent, gross negligence, or due to injury of life, body or health. Cancellation of the contract by the Purchaser based on statute shall be limited to cases where the Supplier is responsible for the delay. The above provisions do not imply a change in the burden of proof to the detriment of the Purchaser.
5. At the Supplier's request the Purchaser shall declare within a reasonable period of time whether the Purchaser cancels the contract due to the delayed Supplies or insists on the Supplies to be carried out.
6. If dispatch or shipment is delayed at the Purchaser's request by more than one month after notice of the readiness for dispatch was given, the Purchaser may be charged, for every month commenced, storage costs of 0.5 % of the price of the items of the Supplies, but in no case more than a total of 5 %. The parties to the contract may prove that higher or, as the case may be, lower storage costs have been incurred.

V. Transfer of risk

1. Even where delivery has been agreed freight free, the risk shall pass to the Purchaser as follows:
 - a) if the Supplies do not include assembly or erection, at the time when the Supplies are shipped or picked up by the carrier. Upon request of the Purchaser, the Supplier shall insure the Supplies against the usual risks of transport at the expense of the Purchaser;
 - b) if the Supplies include assembly or erection, at the day of taking over in the own works or, if so agreed, after a fault-free trial run.
2. The risk shall pass to the Purchaser if dispatch, shipping, the start or performance of assembly or erection, the taking over in the own works or the trial run is delayed for reasons for which the Purchaser is responsible or if the Purchaser has other wise failed to accept the Supplies.

VI. Assembly and erection

Unless otherwise agreed in writing, assembly/erection shall be subject to the following provisions:

1. The Purchaser shall provide at its own expense and in good time:
 - a) all earth and construction work and other ancillary work outside the scope of the Supplier, including the necessary skilled and unskilled labour, construction materials and tools,
 - b) the equipment and materials necessary for assembly and commissioning such as scaffolds, lifting equipment and other devices as well as fuels and lubricants,
 - c) energy and water at the point of use including connections, heating and lighting,
 - d) suitable dry and lockable rooms of sufficient size adjacent to the site for the storage of machine parts, apparatus, materials, tools, etc. and adequate working and recreation rooms for the erection personnel, including sanitary facilities as are appropriate in the specific circumstances. Furthermore, the Purchaser shall take all measures it would take for the protection of its own possessions to protect the possessions of the Supplier and of the erection personnel at the site, e) protective clothing and protective devices needed due to particular conditions prevailing on the specific site.
2. Before the erection work starts, the Purchaser shall make available of its own accord any information required concerning the location of concealed electric power, gas and water lines or of similar installations as well as the necessary structural data.
3. Prior to assembly or erection, the materials and equipment necessary for the work to start must be available on the site

of assembly/erection and any preparatory work must have advanced to such a degree that assembly/erection can be started as agreed and carried out without interruption. Access roads and the assembly/ erection site itself must be level and clear.

4. If assembly, erection or commissioning is delayed due to circumstances for which the Supplier is not responsible, the Purchaser shall bear the reasonable costs incurred for idle times and any additional travelling of the Supplier or the erection personnel.
5. The Purchaser shall attest to the hours worked by the erection personnel towards the Supplier at weekly intervals and the Purchaser shall immediately confirm in writing if assembly, erection or commissioning has been completed.
6. If, after completion, the Supplier demands acceptance of the Supplies, the Purchaser shall comply therewith within a period of two weeks. In default thereof, acceptance is deemed to have taken place. Acceptance is also deemed to have been effected if the Supplies are put to use, after completion of an agreed test phase, if any.

VII. Receiving of supplies

The Purchaser shall not refuse to receive Supplies due to minor defects.

VIII. Defects as to quality

The Supplier shall be liable for defects as to quality („Sachmängel“, hereinafter referred to as „Defects“), as follows:

1. All parts or services where a Defect becomes apparent within the limitation period shall, at the discretion of the Supplier, be repaired, replaced or provided again free of charge irrespective of the hours of operation elapsed, provided that the reason for the Defect had already existed at the time when the risk passed.
2. Claims based on Defects are subject to a limitation period of months. These provisions shall not apply where longer periods are prescribed by law according to Sec. 438 para. 1 No. 2 (buildings and things used for a building), Sec. 479 para. 1 (right of recourse), and Sec. 634a para. 1 No. 2 (defects of a building) German Civil Code („BGB“), as well as in cases of injury of life, body or health, or where the Supplier intentionally or grossly negligently fails to fulfil its obligation or fraudulently conceals a Defect. The legal provisions regarding suspension of expiration („Ablaufhemmung“), suspension („Hemmung“) and commencement of limitation periods remain unaffected.
3. The Purchaser shall notify Defects to the Supplier in writing and without undue delay.
4. In the case of notification of a Defect, the Purchaser may withhold payments to a reasonable extent taking into account the Defect occurred. The Purchaser, however, may withhold payments only if the subject-matter of the notification of the Defect occurred is justified beyond doubt. Unjustified notifications of Defect shall entitle the Supplier to have its expenses reimbursed by the Purchaser.
5. The Supplier shall first be given the opportunity to supplement its performance („Nacherfüllung“) within a reasonable period of time.
6. If supplementary performance is unsuccessful, the Purchaser shall be entitled to cancel the contract or reduce the remuneration, irrespective of any claims for damages it may have according to Art. XI.
7. There shall be no claims based on Defect in cases of insignificant deviations from the agreed quality, of only minor impairment of usefulness, of natural wear and tear or damage arising after the transfer of risk from faulty or negligent handling, excessive strain, unsuitable equipment, defective workmanship or from particular external influences not assumed under the contract, or from non-reproducible software errors. Claims based on defects attributable to improper modifications or repair work carried out by the Purchaser or third parties and the consequences thereof shall be likewise excluded.
8. The Purchaser shall have no claim with respect to expenses incurred in the course of supplementary performance, including costs of travel and transport, labour, and material, to the extent that expenses are increased because the subject-matter of the Supplies was subsequently brought to another location than the Purchaser's branch office, unless doing so complies with the intended use of the Supplies.
9. The Purchaser's right of recourse against the Supplier pursu-

Sales and Supply Conditions

Guarantee Terms 04/2013

ant to Sec. 478 BGB is limited to cases where the Purchaser has not concluded an agreement with its customers exceeding the scope of the statutory provisions governing claims based on Defects. Moreover, No. 8 above shall apply mutatis mutandis to the scope of the right of recourse the Purchaser has against the Supplier pursuant to Sec. 478 para. 2 BGB.

10. Furthermore, the provisions of Art. XI (Other Claims for Damages) shall apply in respect of claims of damages. Any other claims of the Purchaser against the Supplier or its agents or any such claims exceeding the claims provided for in this Art. VIII, based on a Defect, shall be excluded.

VIII a) Guarantee

Our guarantee terms apply. They are available upon request.

IX. Industrial property rights and copyright; defects in title

1. Unless otherwise agreed, the Supplier shall provide the Supplies free from third parties' industrial property rights and copyrights (hereinafter referred to as „IPR“) with respect to the country of the place of destination. If a third party asserts a justified claim against the Purchaser based on an infringement of an IPR with respect to the Supplies made by the Supplier and then used in conformity with the contract, the Supplier shall be liable to the Purchaser within the time period stipulated in Art. VIII No. 2 as follows:

a) The Supplier shall choose whether to acquire, at its own expense, the right to use the IPR with respect to the Supplies concerned or whether to modify the Supplies such that they no longer infringe the IPR or replace them. If this would be unreasonable to demand from the Supplier, the Purchaser may cancel the contract or reduce the remuneration pursuant to the applicable statutory provisions.

b) The Supplier's liability to pay damages shall be governed by Art. XI.

c) The above obligations of the Supplier shall only apply if the Purchaser (i) immediately notifies the Supplier of any such claim asserted by the third party in writing, (ii) does not concede the existence of an infringement and (iii) leaves any protective measures and settlement negotiations to the discretion of the Supplier. If the Purchaser stops using the Supplies in order to reduce the damage or for other good reason, it shall be obliged to point out to the third party that no acknowledgement of the alleged infringement may be inferred from the fact that the use has been discontinued.

2. Claims of the Purchaser shall be excluded if it is itself responsible for the infringement of an IPR.

3. Claims of the Purchaser shall also be excluded if the infringement of the IPR is caused by specifications made by the Purchaser, to a type of use not foreseeable by the Supplier or to the Supplies being modified by the Purchaser or being used together with products not provided by the Supplier.

4. In addition, with respect to claims by the Purchaser pursuant to No. 1 a) above, Art VIII Nos. 4, 5, and 9 shall apply mutatis mutandis in the event of an infringement of an IPR.

5. Where other defects in title occur, Art. VIII shall apply mutatis mutandis.

6. Any other claims of the Purchaser against the Supplier or its agents or any such claims exceeding the claims provided for in this Art. IX, based on a defect in title, shall be excluded.

X. Impossibility of performance; adaption of contract

1. To the extent that Supplies are impossible to be carried out, the Purchaser shall be entitled to claim damages, unless the Supplier is not responsible for the impossibility. The Purchaser's claim for damages shall, however, be limited to an amount of 10 % of the value of the part of the Supplies which, owing to the impossibility, can not be put to the intended use. This limitation shall not apply in the case of mandatory liability based on intent, gross negligence or injury of life, body or health; this does not imply a change in the burden of proof to the detriment of the Purchaser. The right of the Purchaser to cancel the contract shall remain unaffected.

2. Where unforeseeable events within the meaning of Art. IV No. 2 substantially change the economic importance or the contents of the Supplies or considerably affect the Supplier's business, the contract shall be adapted taking into account the principles of reasonableness and good faith. Where doing

so is economically unreasonable, the Supplier shall have the right to cancel the contract. If the Supplier intends to exercise its right to cancel the contract, it shall notify the Purchaser thereof without undue delay after having realised the repercussions of the event; this shall also apply even where an extension of the delivery period had previously been agreed with the Purchaser.

XI. Other claim es for damages

1. Any claims for damages and reimbursement of expenses the Purchaser may have (hereinafter referred to as „Claims for Damages“), based on whatever legal reason, including infringement of duties arising in connection with the contract or tort, shall be excluded.

2. The above shall not apply in the case of mandatory liability, e.g. under the German Product Liability Act („Produkthaftungsgesetz“), in the case of intent, gross negligence, injury of life, body or health, or breach of a condition which goes to the root of the contract („wesentliche Vertragspflichten“). However, Claims for Damages arising from a breach of a condition which goes to the root of the contract shall be limited to the foreseeable damage which is intrinsic to the contract, unless caused by intent or gross negligence or based on liability for injury of life, body or health. The above provision does not imply a change in the burden of proof to the detriment of the Purchaser.

3. To the extent that the Purchaser has a valid Claim for Damages according to this Art. XI, it shall be time-barred upon expiration of the limitation period applicable to Defects pursuant to Art. VIII No. 2. In the case of claims for damages under the German Product Liability Act, the statutory provisions governing limitation periods shall apply.

XII. Venue and applicable law

1. If the Purchaser is a businessperson, sole venue for all disputes arising directly or indirectly out of the contract shall be the Supplier's place of business. However, the Supplier may also bring an action at the Purchaser's place of business.

2. Legal relations existing in connection with this contract shall be governed by German substantive law, to the exclusion of the United Nations Convention on Contracts for the International Sale of Goods (CISG).

XIII. Severability clause

The legal invalidity of one or more provisions of this contract shall in no way affect the validity of the remaining provisions. This shall not apply if it would be unreasonable for one of the parties to continue the contract.

XIV. Catalogue information

Only the catalogue valid at the time of the conclusion of the contract shall apply. All previous catalogues and the information therein shall be rendered invalid by the catalogue applicable at the time of concluding the contract.

All technical values of the supplier's product stated in the catalogue are average values determined from electronically-held operational data.

Guarantee Terms 04/2013

1. The following guarantee terms shall apply to any products supplied by the Supplier. Statutory warranty rights (supplementary performance, rescission or reduction of the purchase price, damages) are not affected by this guarantee. This guarantee shall be considered as a voluntary promise by the Supplier towards the purchaser and shall not affect the seller's warranty obligation under the contract of sale with the purchaser.

2. From the date of delivery to the purchaser, Supplier grants a 60 months' guarantee period for products labeled „HÜCO“ and with HÜCO branded package, and a 36 months' guarantee period for any other of Supplier's products. Wear and tear parts (including, but not limited to e.g. diodes, carbon brushes, bearings, complete alternators, starters, water pumps and turbo chargers), which may also be components of Supplier's products, are categorically excluded from this guarantee.

3. This guarantee covers solely defects as to quality, i.e. material defects or manufacturing defects. Wear and tear is excluded from the guarantee, as are insignificant deviations from the agreed quality, only minor impairment of usefulness, damage arising after the transfer of risks from faulty or negligent handling, excessive strain, unsuitable equipment, defective workmanship and from particular external influences not assumed under the contract. Furthermore, the guarantee does not cover components which were not integrated and/or not approved by Supplier and the consequences thereof. Defects or damage arising from repair work carried out by third parties – i.e. by anybody else than Supplier or his authorized contractors – or from other unauthorized interventions shall be likewise excluded, as well as defects due to chemical or electrochemical exposure, inappropriate utilization, defective installation or connection, extreme atmospheric exposure, non-observance of installation instructions or maintenance guidelines and damage in transit.

4. In case of a defect, the purchaser is obliged to inform Supplier of the defect in writing and without undue delay, describing the alleged defect. If the defect is covered by this guarantee, Supplier will, in his discretion, provide subsequent performance or repair the defect product. In case of no defect covered by this guarantee, purchaser is obliged to compensate Supplier for his expenses induced by the notice of defects.

5. This guarantee does not cover transport costs for sending the defect product to the supplier, nor the risks of loss and damage during this transport.

6. Other or further claims, in particular claims for compensation beyond the damage to the product, shall be excluded unless the law or contractual terms provide for mandatory liability.

HÜCO Automotive GmbH

Conditions générales de vente et de livraison

Conditions de garantie 04/2013

Conditions générales de vente et de livraison
HÜCO Automotive GmbH, version 04/2013

I. Dispositions générales

- Concernant l'étendue des livraisons ou des prestations (désignées ci-après «livraisons»), les déclarations écrites des deux parties font foi. Les conditions générales de l'acheteur ne sont toutefois valables que si le fournisseur ou le prestataire de service (désigné ci-après «fournisseur») y a consenti expressément par écrit.
- Le fournisseur conserve sans réserve ses droits de propriété et d'utilisation concernant tous les devis, esquisses et autres documents (désignés ci-après «documents»). Ces documents ne peuvent être communiqués à des tiers qu'avec l'accord préalable du fournisseur. Si le contrat n'a pas été attribué au fournisseur, ces documents doivent lui être restitués s'il en fait la demande. Les alinéas 1 et 2 s'appliquent de la même façon aux documents de l'acheteur ; par contre, ils peuvent être mis à la disposition des tiers qui sont délégués par le fournisseur pour l'exécution de livraisons.
- L'acheteur jouit d'un droit non exclusif lui permettant d'utiliser les logiciels standard, sous forme inchangée, sur les appareils convenus, avec les fonctions convenues. L'acheteur peut effectuer une copie de sauvegarde sans accord formel.
- Les livraisons partielles sont admissibles dans la mesure où elles sont acceptables pour l'acheteur.

II. Prix et conditions de paiement

- Les prix s'entendent départ usine, hors emballage, taxe sur la valeur ajoutée respectivement en vigueur en sus.
- Si le fournisseur est chargé de l'installation ou du montage et que rien d'autre n'a été convenu, l'acheteur supporte en plus de la rémunération convenue tous les frais annexes nécessaires tels que frais de déplacement, coûts du transport de l'outillage et des bagages personnels ainsi que les indemnités de déplacement.
- Les paiements sont à effectuer sans frais au domicile bancaire du fournisseur.
- L'acheteur ne peut compenser ses factures qu'avec des exigences qui sont déclarées incontestées ou valables en droit.

III. Réserve de propriété

- Les objets de la livraison (marchandises sous réserve de propriété) restent la propriété du fournisseur jusqu'à l'acquittement par l'acheteur de toutes les obligations de la transaction. Si la valeur de l'ensemble des sûretés revenant au fournisseur dépasse de plus de 20 % le montant de toutes les obligations garanties, le fournisseur s'engage à la demande de l'acheteur à libérer une partie équivalente des sûretés.
- Durant l'existence de la réserve de propriété, la mise en gage ou la cession d'un titre de propriété à titre de sûreté est interdite à l'acheteur et la revente n'est autorisée qu'à des revendeurs selon la marche normale des affaires et uniquement à la condition que le revendeur obtienne paiement de la part de son client ou qu'il émette la réserve que la propriété ne sera acquise par son client que lorsque celui-ci aura honoré ses obligations de paiement.
- L'acheteur informera immédiatement le fournisseur en cas de mises en gage, de saisies ou d'autres actes de disposition ou interventions de tiers.
- En cas de violations contractuelles de la part de l'acheteur, notamment en cas de retard de paiement, le fournisseur a le droit de résiliation et de reprise de la marchandise, après l'expiration d'un délai raisonnable fixé à l'acheteur et resté infructueux. L'acheteur est dans l'obligation de restituer la marchandise.

IV. Délais de livraisons ; retards

- Le respect des délais de livraison implique la réception en temps voulu de tous les documents à fournir par l'acheteur,

des autorisations nécessaires et des validations, en particulier des plans, ainsi que le respect des conditions de paiement convenues et des autres obligations. Si ces conditions préalables ne sont pas remplies en temps voulu, les délais se prolongeront en conséquence ; ceci n'est pas valable si le fournisseur est responsable du retard.

- Si le non respect des délais est dû à un cas de force majeure, par ex. mobilisation, guerre, émeute ou événements semblables, par ex. grève ou lock-out, les délais se prolongent en conséquence.
- Si le fournisseur est en demeure de livrer, l'acheteur peut, dans la mesure où il prouve de manière crédible qu'un dommage lui a été occasionné, demander un forfait de dédommagement de 0,5 % pour chaque semaine achevée constituant un retard, néanmoins au total d'un maximum de 5 % du prix pour la partie des produits livrés qui n'ont pas pu être mis en service de manière utile en raison du retard.
- Tout dédommagement de l'acheteur pour retard de livraison et toute prétention à des dommages et intérêts en remplacement de la prestation qui dépasse les limites figurant au § 3 ci-dessus, sont exclus dans tous les cas de livraison retardées, même après expiration d'un éventuel délai fixé au fournisseur. Cette règle ne s'applique pas si la responsabilité est impérative en cas de négligence, de faute grave ou d'atteinte à la vie, au corps ou à la santé. L'acheteur ne peut résilier le contrat dans le cadre des dispositions légales que si le retard de livraison est imputable au fournisseur. Une modification de la charge de la preuve au détriment de l'acheteur n'est pas affectée par les réglementations citées ci-dessus.
- À la demande du fournisseur, l'acheteur est tenu de l'informer dans un délai raisonnable s'il résilie le contrat pour cause de retard dans la livraison ou s'il exige la livraison.
- Si, à la demande de l'acheteur, l'expédition ou la livraison est retardée de plus d'un mois après l'avis de mise à disposition, le fournisseur est en droit de facturer les frais d'entreposage de la marchandise pour chaque mois commencé, à hauteur de 0,5% du montant total des livraisons, au maximum à hauteur de 5 %. Les parties sont libres d'apporter la preuve que les frais d'entreposage sont supérieurs ou inférieurs.

V. Transfert du risque

- Le risque est transféré à l'acheteur également en cas de livraison port payé selon les clauses suivantes :
 - pour les livraisons sans installation ni montage, au moment de l'expédition ou de l'enlèvement. À la demande de l'acheteur et à ses frais, le fournisseur peut assurer les livraisons contre les risques usuels de transport.
 - pour les livraisons avec installation ou montage, le jour de la mise en service ou, sur accord mutuel, après une mise en service test réussie.
- Le risque est transféré à l'acheteur si l'expédition, la livraison, le commencement, et l'exécution de l'installation ou du montage, la prise en charge dans la propre exploitation ou le test de mise en service, prennent du retard pour des raisons imputables à l'acheteur ou bien si l'acheteur ne réceptionne pas la livraison dans le délai imparti.

VI. Mise en place et montage

Sauf accord écrit préalable, la mise en place et le montage sont soumis aux dispositions suivantes :

- L'acheteur doit, à ses propres frais et en temps voulu :
 - réaliser tous les travaux de terrassement, de construction, et autres travaux externes au secteur, et mettre à disposition le personnel qualifié et auxiliaire, ainsi que les matériaux et outils nécessaires à cet effet,
 - mettre à disposition l'équipement et les matériaux nécessaires au montage et à la mise en service, tels que échafaudages, plateformes élévatrices et autres dispositifs nécessaires,
 - mettre à disposition l'énergie et l'eau au point d'utilisation, y compris les raccordements, le chauffage et l'éclairage,
 - mettre à disposition un nombre suffisant de locaux secs, fermant à clé et appropriés pour y stocker composants de machines, appareils, matériaux, outillage, et, pour le personnel de montage, des locaux de permanence et de

travail appropriés pour le personnel de montage, ainsi que des installations sanitaires adéquates ; l'acheteur assurera en outre la protection des biens du fournisseur et des techniciens de montage sur le chantier en prenant les mêmes mesures de protection que pour ses biens personnels,

- mettre à disposition les équipements et dispositifs de protection requis en raison des conditions particulières sur le site de montage.
- Avant de commencer les travaux de montage, l'acheteur fournira les données nécessaires sur les gaines encastrées des câbles électriques, de gaz, ou des canalisations d'eau et sur les autres installations similaires ainsi que les caractéristiques statiques nécessaires.
 - Avant le début des travaux d'installation et de montage, les équipements et objets nécessaires pour commencer les travaux doivent être disponibles sur le lieu d'installation ou de montage ; tous les travaux préliminaires doivent être suffisamment avancés pour permettre de commencer et de mener à bien sans interruption l'installation ou le montage conformément au contrat. Les voies d'accès et le site d'installation ou de montage doivent avoir été aplanis et dégagés.
 - Si l'assemblage, le montage ou la mise en service sont retardés en raison de circonstances dont le fournisseur n'est pas responsable, l'acheteur supportera les frais raisonnables encourus, les coûts supplémentaires pour les temps d'attente et tous les autres déplacements du fournisseur ou des personnels de montage.
 - L'acheteur attestera chaque semaine au fournisseur le nombre d'heures travaillées par le personnel de montage ainsi que l'achèvement de l'installation, du montage ou de la mise en service dès que cela aura été effectué.
 - Si le fournisseur exige la réception de l'installation une fois les travaux terminés, l'acheteur y procédera dans un délai de deux semaines. À défaut, la réception est réputée avoir eu lieu. La réception est également réputée avoir eu lieu si la livraison, le cas échéant après une phase d'essai convenue dans le contrat, a été mise en service.

VII. Réception

L'acheteur ne peut pas refuser la réception des livraisons pour cause de vices insignifiants.

VIII. Vices matériels

En cas de vices, le fournisseur assume la responsabilité suivante :

- Toutes les pièces ou prestations présentant un vice matériel pendant le délai de prescription (quelle que soit la durée de fonctionnement), dans la mesure où la cause de ce vice matériel était déjà présente au moment du transfert du risque, seront réparées ou remplacées gratuitement ou effectuées à nouveau, à la convenance du fournisseur.
- Le droit à garantie pour vices matériels s'éteint après 24 mois. Cette durée de 24 mois n'est pas valable si la loi prescrit des délais plus longs en vertu des art. 438, al.1, n°2 (Bâtiments et matériaux de construction), art. 479, al.1 (Droit de recours) et art. 634a, al.1, n°2 (Vices de construction) du code civil allemand (BGB). Il n'est pas dérogé aux prescriptions légales concernant la suspension, l'interruption et la reprise des délais.
- L'acheteur avisera immédiatement le fournisseur par écrit de l'existence de vices matériels.
- En cas de réclamation, l'acheteur est en droit de retenir une partie du paiement dans une mesure qui correspond raisonnablement à l'étendue des vices constatés. L'acheteur ne peut retenir un paiement que si le vice constaté est réellement incontestable. Si un défaut signalé n'est pas justifié, le fournisseur est autorisé à exiger le remboursement des coûts.
- Le fournisseur doit avoir la possibilité, a posteriori et dans un délai raisonnable, de remplir ses obligations.
- Si la suppression ultérieure du vice échoue, l'acheteur peut résilier le contrat ou réduire le montant dû, sans préjudice de dommages et intérêts selon l'art. XI du contrat.
- Les droits à la garantie ne peuvent être revendiqués si la divergence par rapport à la qualité convenue est insignifiante, en cas d'une perturbation minimale de l'utilité, d'une usure naturelle ou de dommages causés après le transfert de risque

Conditions générales de vente et de livraison

Conditions de garantie 04/2013

suite à une manipulation défectueuse ou négligente, d'une sollicitation excessive, de moyens d'exploitation inappropriés ou provoqués par des influences extérieures qui ne sont pas stipulées dans le contrat, ainsi qu'en cas d'erreurs logicielles non reproductibles. Si des modifications et réparations sont effectuées incorrectement par l'acheteur ou par un tiers, le fournisseur n'assume aucune garantie pour ces travaux et modifications ainsi que pour les conséquences qui en résultent.

8. Les revendications de l'acheteur concernant les frais engagés dans le cadre des prestations supplémentaires, y compris les coûts de transport, de déplacement, de travail et de matériaux, sont exclues, dans la mesure où les dépenses sont majorées parce que l'objet de la livraison a été livré postérieurement à un autre endroit que le siège social de l'acheteur, à moins que cela ne soit conforme à la destination.

9. Le droit de recours de l'acheteur à l'encontre du fournisseur en vertu du § 478 du code civil allemand (BGB) (Droit de recours de l'entrepreneur) n'est valable que si l'acheteur n'a pas conclu avec son client d'accord concernant les prétentions pour les vices supplémentaires à ceux cités dans la loi. L'étendue du droit de recours de l'acheteur à l'encontre du fournisseur en vertu de l'art. 478 al. 2 BGB est applicable selon le n° 8.

10. Pour le reste, les droits à dommages et intérêts sont définis par l'article XI (Autres droits à dommages et intérêts). Tout recours de l'acheteur à l'encontre du fournisseur ou de ses auxiliaires d'exécution en raison de vices juridiques autres que ceux traités dans ce point VIII est exclu.

VIIIa. Garantie

Nous renvoyons à nos clauses de garantie séparées qui vous trouvent à la fin de ces CGV sous le titre : Conditions de garantie 4/2013.

IX. Droits de propriété industrielle et copyright ; vices juridiques

1. Sauf accord contraire, le fournisseur est tenu d'effectuer la livraison seulement dans le pays du lieu de livraison exempté de droits de propriété industrielle et de droits de propriété de tiers (désignés ci-après «droits de protection»). Si un tiers fait valoir des droits justifiés à l'encontre de l'acheteur en raison d'une violation de droits de protection par des produits livrés par le fournisseur et exploitées par l'acheteur conformément au contrat, le fournisseur assume la responsabilité à l'encontre de l'acheteur dans les limites du délai fixé dans l'art. VIII n° 2, selon les modalités suivantes :

a) Le fournisseur pourra, à sa convenance et à ses propres frais, requérir l'attribution d'un droit de jouissance concernant les livraisons en question, les modifier de sorte que le droit de propriété ne soit pas lésé, ou les échanger. Si cela ne s'avère pas possible au fournisseur dans des conditions appropriées, l'acheteur peut exercer le droit que la loi lui confère et résilier le contrat ou exiger une réduction du prix.

b) Les obligations du fournisseur en matière de réparation des dommages sont régies par l'art. XI.

c) Les obligations susnommées du fournisseur n'existent que dans la mesure où l'acheteur l'a informé immédiatement des droits qu'a fait valoir le tiers, qu'il ne reconnaît pas la violation de ces droits et que toutes les mesures de défense et de négociations de compromis sont réservées au fournisseur. Si l'acheteur interrompt l'utilisation de la livraison pour réduire les dommages ou pour d'autres raisons, il s'engage à signaler au tiers que la cessation d'utilisation n'est nullement liée à une reconnaissance de violation d'un droit de protection.

2. Les prétentions de l'acheteur sont exclues dans la mesure où il répond de la violation du droit de protection.

3. Les prétentions de l'acheteur sont également exclues dans la mesure où la violation du droit de protection résulte d'exigences spéciales de l'acheteur, d'une utilisation non prévisible par le fournisseur ou du fait que le produit livré a été modifié par l'acheteur ou qu'il est utilisé avec des produits non livrés par le fournisseur.

4. Au demeurant, en cas de violations du droit de propriété, les dispositions de l'article VIII, al. 4, 5 et 9, sont applicables pour les droits de l'acheteur déterminés à l'al. 1a).

5. Les dispositions stipulées à l'art. VIII s'appliquent par analogie à tous les autres vices juridiques.

6. Tout recours de l'acheteur à l'encontre du fournisseur ou de ses auxiliaires d'exécution en raison d'un vice juridique autre que ceux traités dans ce point IX est exclu.

X. Impossibilité ; adaptation du contrat

1. Si la livraison est impossible, l'acheteur est en droit d'exiger des dommages et intérêts, excepté si le fournisseur n'est pas responsable de l'impossibilité de livrer. Le droit à dommages et intérêts de l'acheteur se limite toutefois à 10 % de la valeur de la partie de la livraison qui ne peut pas être intégrée dans le processus d'exploitation utile. Cette restriction ne s'applique pas en cas de responsabilité impérative, de préméditation, de négligence grave ou de blessures à la vie, au corps et à la santé ; ceci n'implique pas une modification de la charge de la preuve au détriment de l'acheteur. Il n'est pas dérogé au droit de résiliation du contrat de l'acheteur.

2. Si des événements imprévisibles au sens de l'art. IV n° 2 modifient considérablement l'impact économique ou le contenu des produits livrés, ou ont des incidences considérables sur les activités du fournisseur, le contrat sera adapté en conséquence selon les principes de loyauté et de confiance réciproques. Si une telle adaptation n'est pas économiquement justifiable, le fournisseur est en droit de résilier le contrat. S'il désire faire usage de ce droit de résiliation, il le fera savoir sans retard à l'acheteur après reconnaissance de la portée de l'événement, à savoir également si une prolongation de délai avait d'abord été convenue avec l'acheteur.

XI. Autres revendications de dommages et intérêts

1. Les revendications de l'acheteur de dommages et intérêts et d'indemnités (désignés ci-après «Droits à dommages et intérêts»), quelle qu'en soit la cause, notamment en raison de la violation de droits résultant du rapport d'obligation et d'une action non autorisée sont exclues, sauf en cas de préméditation, de négligence grave ou d'une violation ayant entraîné la mort, des blessures ou porté atteinte à la santé.

2. Ceci n'est pas valable dans la mesure où il y a responsabilité impérative selon la loi allemande sur la responsabilité relative aux produits, en cas de préméditation, de négligence grave ou d'une violation ayant entraîné la mort, des blessures ou porté atteinte à la santé, ou en cas de violation des obligations contractuelles. Le droit à dommages et intérêts pour violation d'obligations contractuelles essentielles est cependant limité aux dommages contractuels typiques et prévisibles s'il n'y a faute grave ou s'il n'y a pas responsabilité pour violation à la vie, lésions corporelles ou de la santé. Une modification de la charge de la preuve au détriment de l'acheteur n'est pas affectée par les réglementations citées ci-dessus.

3. Si l'acheteur a droit à des dommages et intérêts en vertu de cet art. XI, ces droits se prescrivent à l'expiration du délai de prescription valable pour les droits à garantie pour vices matériels en vertu de l'art. VIII n° 2. En cas de droits de dommages et intérêts en vertu de la loi allemande sur la responsabilité relative aux produits, les dispositions légales régissant la prescription sont applicables.

XII. Tribunal compétent et droit applicable

1. Le seul tribunal compétent pour statuer sur tout litige lié directement ou indirectement au contrat si l'acheteur est un commerçant, est celui du siège social du fournisseur. Le fournisseur est toutefois autorisé à déposer une plainte au siège de l'acheteur.

2. Pour les relations juridiques liées à ce contrat, seul le droit matériel allemand est applicable à l'exclusion de la convention des Nations Unies sur les contrats de vente internationale de marchandises (CVIML).

XIII. Validité du contrat

En cas de nullité juridique de certaines de ces dispositions, le contrat reste applicable dans toutes ses autres dispositions, à moins que le maintien du contrat ne constitue une difficulté inacceptable pour l'une des parties.

XIV. Indications dans le catalogue

Seuls les catalogues du fournisseur en vigueur au moment de la conclusion du contrat sont valables. Tous les catalogues précédents et les indications qui y étaient faites perdent leur validité à l'entrée en vigueur du catalogue valable à la conclusion du contrat. Toutes les données techniques des produits du fournisseur mentionnées dans le catalogue traduisent les données de fonctionnement électroniques générales.

Conditions de garantie 04/2013

1. Sans préjudice de la garantie pour vices matériels fondée sur la réglementation de la loi, le fournisseur assume une garantie de durabilité conformément aux conditions suivantes :

2. Le fournisseur garantit l'absence de vices et de défauts des produits livrés sous la marque et dans l'emballage «HÜCO» pendant une période de 60 mois, l'absence de vices et de défauts des autres produits pendant une période de 36 mois, à compter de la date de livraison. Sont exclues par principe les pièces d'usure (y compris, mais non limités par ex. aux diodes, balais de charbon, roulements à billes, génératrices complètes, démarreurs, pompes à eau et turbocompresseurs) qui peuvent également faire partie intégrante des produits livrés par le fournisseur.

3. La garantie ne s'étend qu'aux vices cachés qui sont dus à des défauts de matériau ou de fabrication, mais pas aux détériorations des produits livrés suite à une usure normale. Sont en outre exclus les divergences insignifiantes de la qualité convenues, les atteintes négligeables à l'utilité, une usure naturelle et les dommages survenus après la cession d'usage suite à une manipulation défectueuse ou négligente, à une sollicitation excessive, à des moyens d'exploitation inappropriés ou qui sont provoqués par des influences extérieures particulières. Sont également exclus les composants non assemblés et/ou non autorisés par le fournisseur, ainsi que les dommages survenus à la suite de l'utilisation de tels composants et, en général, les dommages survenus à la suite de réparations ou d'essais de réparation qui n'ont pas été effectués par le fournisseur ou par des personnes autorisées par lui, ainsi que les dommages survenus à la suite d'interventions sans autorisation dans le composant. Sont également exclus les dommages provoqués par une influence chimique ou électrochimique, une utilisation inappropriée, un assemblage ou un raccordement non conformes, des influences météorologiques extrêmes, la non-observation des instructions de montage, de service et de maintenance ainsi que les dommages de transport dont le fournisseur n'est pas responsable.

4. Conformément à la garantie, le fournisseur procède à sa convenance dans les cas couverts par la garantie, soit à un échange du produit défectueux soit à l'élimination du vice, à condition que l'acheteur ait fait parvenir immédiatement sa réclamation par écrit avec une description très claire du vice. Si un défaut signalé n'est pas justifié, le fournisseur est en droit d'exiger le remboursement des coûts occasionnés à la suite de la réclamation injustifiée.


5. Cette garantie ne couvre ni les coûts générés pour le transport du produit jusqu'au fabricant en cas de garantie ni les risques en relation avec le transport.

6. Toute exigence ultérieure ou toute autre revendication, notamment les demandes de compensation pour les dommages survenus à l'extérieur de l'objet de livraison, sont exclues dans le cadre de cette garantie mais peuvent éventuellement être considérées comme des cas particuliers de responsabilité en vertu de la loi.

HÜCO Automotive GmbH

HÜCO[®]

MITGLIED/MEMBER



Verband der
Automobilindustrie

HÜCO® **HÜCO Automotive GmbH**

Eugen-Gerstenmaier-Str. 8
Postfach 12 28
32326 Espelkamp / Germany

Telefon +49 (0) 57 72 / 5 67 - 890

Telefax +49 (0) 57 72 / 5 67 - 985

E-Mail info@hueco.com

Internet www.hueco.com