

**CATALOGUE ADDITION JUNE 2011**

# **C.V. JOINTS AND DRIVESHAFTS 2011**

**GIUNTI OMOCINETICI E SEMIASSI**

**JOINTS HOMOCINÉTIQUES ET ARBRE DE TRANSMISSION**






**GLEICHLAUFGELENKE UND ANTRIEBSWELLEN**

**JUNTAS HOMOCINÉTICAS Y TRANSMISIONES**


























































**metelli**

# ALFA ROMEO


















Mito '08-		L/R			NOTE	METELLI ref.	ABS	A	B	C	D	E	F	H	I	L	M	Fig
1.3 JTDm (70 kW) Eng. 199B1.000		09-	•			15-1687		25	25	51	87	47,1					4	1
1.4 T (88 kW) Eng. 198A4.000		09-	•			15-1687		25	25	51	87	47,1					4	1

# AUDI












A4 IV (8K2, K5), Avant '07-		L/R			NOTE	METELLI ref.	ABS	A	B	C	D	E	F	H	I	L	M	Fig
1.8 16v TFSI (88 kW) Eng. CABA, CDHA		08-	•			15-1688		42	27	76,3	100	33,5					13a	1
1.8 16v TFSI, quattro (118 kW) Eng. CABB, CDHB		07-	•			15-1688		42	27	76,3	100	33,5					13a	1
		07-	•		FWD, M/T+A/T, 6/7 Sp, Only quattro	15-1697		42	33	76,3	87,8	33,5					13a	1
2.0 TDi (88 kW) Eng. CAGC		08-	•			15-1688		42	27	76,3	100	33,5					13a	1
2.0 TDi, quattro (105 kW) Eng. CAGA		07-	•			15-1688		42	27	76,3	100	33,5					13a	1
2.0 TDi, quattro (125 kW) Eng. CAHA		08-	•			15-1688		42	27	76,3	100	33,5					13a	1
		08-	•		FWD, M/T+A/T, 6/7 Sp, Only quattro	15-1697		42	33	76,3	87,8	33,5					13a	1
2.0 TFSI (132 kW) Eng. CDN B		08-	•			15-1688		42	27	76,3	100	33,5					13a	1
2.0 TFSI, quattro (155 kW) Eng. CDNC		08-	•			15-1688		42	27	76,3	100	33,5					13a	1
		08-	•		FWD, M/T+A/T, 6/7 Sp, Only quattro	15-1697		42	33	76,3	87,8	33,5					13a	1
2.7 TDi (120 kW) Eng. CAMB		07-	•		M/T+A/T, 6Sp	15-1689		42	29	76,3	106	33,5					13a	1
2.7 V6 TDi (140 kW) Eng. CAMA		07-	•		M/T+A/T, 6Sp	15-1689		42	29	76,3	106	33,5					13a	1
3.0 V6 TDi, quattro (176 kW) Eng. CAPA, CCWA		07-	•		Only quattro	15-1688		42	27	76,3	100	33,5					13a	1
3.2 V6 FSI, quattro (196 kW) Eng. CALA		07-	•		FWD, M/T+A/T, 6/7 Sp, Only quattro	15-1697		42	33	76,3	87,8	33,5					13a	1
A5 (8T), Sportback '07-		L/R			NOTE	METELLI ref.	ABS	A	B	C	D	E	F	H	I	L	M	Fig
1.8 16v TFSI, quattro, Coupé (125 kW) Eng. CABD		08-	•			15-1688		42	27	76,3	100	33,5					13a	1
1.8 TFSI, Cabrio (118 kW) Eng. CDHB		09-	•			15-1688		42	27	76,3	100	33,5					13a	1
2.0 TDi (100 kW) Eng. CAGB		09-	•			15-1688		42	27	76,3	100	33,5					13a	1
2.0 TDi (105 kW) Eng. CAGA, CMEA		09-	•			15-1688		42	27	76,3	100	33,5					13a	1
2.0 TDi (120 kW) Eng. CAHB		09-	•			15-1688		42	27	76,3	100	33,5					13a	1
2.0 TDi, Coupé, Cabrio (125 kW) Eng. CAHA		09-	•		Exc. Quattro	15-1688		42	27	76,3	100	33,5					13a	1
		09-	•		FWD, M/T+A/T, 6/7 Sp, Only quattro	15-1697		42	33	76,3	87,8	33,5					13a	1
2.0 TFSI, Coupé (132 kW) Eng. CDN B, CAEA		09-	•			15-1688		42	27	76,3	100	33,5					13a	1
2.0 TFSI, quattro, Coupé, Cabrio (155 kW) Eng. CDNC		08-	•		Exc. Quattro	15-1688		42	27	76,3	100	33,5					13a	1
		08-	•		FWD, M/T+A/T, 6/7 Sp, Only quattro	15-1697		42	33	76,3	87,8	33,5					13a	1
2.7 TDi (120 kW) Eng. CAMB, CGKB		07-	•		M/T+A/T, 6Sp	15-1689		42	29	76,3	106	33,5					13a	1
2.7 V6 TDi, Coupé, Cabrio (140 kW) Eng. CAMA		07-	•		M/T+A/T, 6Sp	15-1689		42	29	76,3	106	33,5					13a	1



























<b>A5 (8T), Sportback '07-</b>			L/R		NOTE	METELLI ref.	ABS	A	B	C	D	E	F	H	I	L	M	Fig	
3.0 TDi quattro (155 kW) Eng. CCWB		08-		•	Only quattro	15-1688		42	27	76,3	100	33,5						13a	1
3.0 TDi quattro (176 kW) Eng. CCWA		09-		•	Only quattro	15-1688		42	27	76,3	100	33,5						13a	1
3.0 TDi quattro, Coupé (176 kW) Eng. CAPA		07-		•	Only quattro	15-1688		42	27	76,3	100	33,5						13a	1
3.0 V6 TFSI quattro Cabrio, Coupè (245 kW) Eng. CAKA		09-		•		15-1688		42	27	76,3	100	33,5						13a	1
3.2 V6 FSI, quattro, Coupé, Cabrio (195 kW) Eng. CALA		07-		•	Exc. Quattro	15-1688		42	27	76,3	100	33,5						13a	1
		07-		•	FWD, M/T+A/T, 6/7 Sp, Only quattro	15-1697		42	33	76,3	87,8	33,5						13a	1
S5 4.2 V8 quattro (260 kW) Eng. CAUA		07-		•		15-1688		42	27	76,3	100	33,5						13a	1
<b>A6 II (4B, C5), Avant '97-'05</b>			L/R		NOTE	METELLI ref.	ABS	A	B	C	D	E	F	H	I	L	M	Fig	
3.0 quattro (160 kW) Eng. BBJ		01-04		•	FWD, Only quattro	15-1695		38	27	59,5	100	34						13	1
<b>A6 III (4F2), Avant '04-'11</b>			L/R		NOTE	METELLI ref.	ABS	A	B	C	D	E	F	H	I	L	M	Fig	
2.4, quattro (130 kW) Eng. BDW		04-		•	FWD, Only quattro	15-1695		38	27	59,5	100	34						13	1
2.7 TDi, quattro (120 kW) Eng. BSG		04-		•	FWD, Only quattro	15-1695		38	27	59,5	100	34						13	1
2.7 TDi, quattro (132 kW) Eng. BPP		04-		•	FWD, Only quattro	15-1695		38	27	59,5	100	34						13	1
3.0 (220 kW) Eng. CCAA		04-		•	FWD, Only quattro	15-1695		38	27	59,5	100	34						13	1
3.0 TDi quattro (165 kW) Eng. BMK		04-		•	FWD, Only quattro	15-1695		38	27	59,5	100	34						13	1
3.0 TDi V6 24v, quattro (171 kW) Eng. ASB		06-		•	FWD, Only quattro	15-1695		38	27	59,5	100	34						13	1
3.0 TDi V6, quattro (176 kW) Eng. CAPA, CCWA, CDYA		08-		•	FWD, Only quattro	15-1695		38	27	59,5	100	34						13	1
3.0 V6 TFSi quattro (213 kW) Eng. CAJA		08-		•	FWD	15-1695		38	27	59,5	100	34						13	1
3.0, quattro (160 kW) Eng. BBJ		04-		•	FWD, Only quattro	15-1695		38	27	59,5	100	34						13	1
3.2 FSI, quattro (188 kW) Eng. AUK, BKH		04-		•	FWD, Only quattro	15-1695		38	27	59,5	100	34						13	1
4.2 quattro (246 kW) Eng. BAT		04-		•	FWD	15-1695		38	27	59,5	100	34						13	1
4.2 V8 FSi quattro (257 kW) Eng. BVJ		06-		•	FWD	15-1695		38	27	59,5	100	34						13	1
S6 5.2 V10 quattro (315-320 kW) Eng. BXA		06-		•	FWD	15-1695		38	27	59,5	100	34						13	1
<b>A6 III Allroad (4FH) '06-'11</b>			L/R		NOTE	METELLI ref.	ABS	A	B	C	D	E	F	H	I	L	M	Fig	
2.7 TDi V6 quattro (132 kW) Eng. BPP		05-		•	FWD	15-1695		38	27	59,5	100	34						13	1
3.0 TDi V6 quattro (171 kW) Eng. ASB		06-		•	FWD	15-1695		38	27	59,5	100	34						13	1
3.2 V6 FSi quattro (188 kW) Eng. AUK		06-		•	FWD	15-1695		38	27	59,5	100	34						13	1
3.0 TDi quattro (171 kW) Eng. ASB		03-10		•	FWD	15-1695		38	27	59,5	100	34						13	1























## AUDI

<b>A8 II (4E) '02-'10</b>			L/R			NOTE	METELLI ref.	ABS	A	B	C	D	E	F	H	I	L	M	Fig
4.2 FSI quattro (257 kW) Eng. BVJ		06-10		•		FWD	<b>15-1695</b>		38	27	59,5	100	34					13	1
4.2 TDi quattro (240 kW) Eng. BVN		05-10		•		FWD	<b>15-1695</b>		38	27	59,5	100	34					13	1
6.0 W12 quattro (331 kW) Eng. BHT		03-10		•		FWD	<b>15-1695</b>		38	27	59,5	100	34					13	1
<b>Q5 (8R) '08-</b>			L/R			NOTE	METELLI ref.	ABS	A	B	C	D	E	F	H	I	L	M	Fig
2.0 TDi (100 kW) Eng. CAGB		09-		•		FWD, M/T+A/T, 6/7 Sp	<b>15-1697</b>		42	33	76,3	87,8	33,5					13a	1
2.0 TDi (105 kW) Eng. CAGA		09-		•		FWD, M/T+A/T, 6/7 Sp	<b>15-1697</b>		42	33	76,3	87,8	33,5					13a	1
2.0 TDi (120-125 kW) Eng. CAHA, CAHB		08-		•		FWD, M/T+A/T, 6/7 Sp	<b>15-1697</b>		42	33	76,3	87,8	33,5					13a	1
		08-7/10		•		7Sp	<b>15-1688</b>		42	27	76,3	100	33,5					13a	1
2.0 TFSI (132 kW) Eng. CDNB		09-		•		FWD, M/T+A/T, 6/7 Sp	<b>15-1697</b>		42	33	76,3	87,8	33,5					13a	1
2.0 TFSi (155 kW) Eng. CDNC		08-		•		FWD, M/T+A/T, 6/7 Sp	<b>15-1697</b>		42	33	76,3	87,8	33,5					13a	1
3.0 TDi (155 kW) Eng. CCWB		08-		•			<b>15-1688</b>		42	27	76,3	100	33,5					13a	1
3.0 TDi (176 kW) Eng. CAPA, CCWA		08-		•			<b>15-1688</b>		42	27	76,3	100	33,5					13a	1
3.2 V6 TFSI quattro (199 kW) Eng. CALB		09-		•			<b>15-1688</b>		42	27	76,3	100	33,5					13a	1

## BMW





<b>3 IV (E46) '98-'04</b>			L/R			NOTE	METELLI ref.	ABS	A	B	C	D	E	F	H	I	L	M	Fig
318 D (85 kW) Eng. M47N204D1		01-04	L			+ABS, RWD, M/T	<b>17-0914</b>	48	27			94	105				68,7	621	s10
		01-04	R			+ABS, RWD, M/T	<b>17-0915</b>	48	27			94	105				68,7	673	s10
318 D (85 kW) Eng. M47N204D4		03-04	L			+ABS, RWD, M/T	<b>17-0914</b>	48	27			94	105				68,7	621	s10
		03-04	R			+ABS, RWD, M/T	<b>17-0915</b>	48	27			94	105				68,7	673	s10
320 D (100 kW) Eng. M47D204D1		98-01	L			+ABS, RWD, M/T+A/T	<b>17-0914</b>	48	27			94	105				68,7	621	s10
		98-01	R			+ABS, RWD, M/T+A/T	<b>17-0915</b>	48	27			94	105				68,7	673	s10
320 D (110 kW) Eng. M47N204D4		01-04	L			+ABS, RWD, M/T+A/T	<b>17-0914</b>	48	27			94	105				68,7	621	s10
		01-04	R			+ABS, RWD, M/T+A/T	<b>17-0915</b>	48	27			94	105				68,7	673	s10
323 i (125 kW) Eng. M52B25 (Vanos)		98-00	L			+ABS, RWD, M/T	<b>17-0914</b>	48	27			94	105				68,7	621	s10
		98-00	R			+ABS, RWD, M/T	<b>17-0915</b>	48	27			94	105				68,7	673	s10
325 i, xi (141 kW) Eng. M54256S5		00-04	L			+ABS, RWD, M/T	<b>17-0914</b>	48	27			94	105				68,7	621	s10
		00-04	R			+ABS, RWD, M/T	<b>17-0915</b>	48	27			94	105				68,7	673	s10
328 i (142 kW) Eng. M52B28		98-00	L			+ABS, RWD, M/T+A/T	<b>17-0914</b>	48	27			94	105				68,7	621	s10
		98-00	R			+ABS, RWD, M/T+A/T	<b>17-0915</b>	48	27			94	105				68,7	673	s10
320 CD (110 kW) Eng. M47N204D4		03-04	L			+ABS, RWD, M/T+A/T	<b>17-0914</b>	48	27			94	105				68,7	621	s10
		03-04	R			+ABS, RWD, M/T+A/T	<b>17-0915</b>	48	27			94	105				68,7	673	s10















<b>3 IV Cabrio, Coupe (E46) '99-'04</b>			L/R			NOTE	METELLI ref.	ABS	A	B	C	D	E	F	H	I	L	M	Fig
323 Ci (125 kW) Eng. M52B25 (Vanos)		99-00	L			+ABS, RWD, M/T	<b>17-0914</b>	48	27			94	105		68,7		621	s10	
		99-00	R			+ABS, RWD, M/T	<b>17-0915</b>	48	27			94	105		68,7		673	s10	
325 Ci (141 kW) Eng. M54256S5		00-04	L			+ABS, RWD, M/T	<b>17-0914</b>	48	27			94	105		68,7		621	s10	
		00-04	R			+ABS, RWD, M/T	<b>17-0915</b>	48	27			94	105		68,7		673	s10	
328 Ci (Exc. Cabrio) (142 kW) Eng. M52B28		99-00	L			+ABS, RWD, M/T+A/T	<b>17-0914</b>	48	27			94	105		68,7		621	s10	
		99-00	R			+ABS, RWD, M/T+A/T	<b>17-0915</b>	48	27			94	105		68,7		673	s10	
<b>3 IV Compact (E46) '01-'04</b>			L/R			NOTE	METELLI ref.	ABS	A	B	C	D	E	F	H	I	L	M	Fig
318 tD (85 kW) Eng. M47N204D4		03-04	L			+ABS, RWD, M/T	<b>17-0914</b>	48	27			94	105		68,7		621	s10	
		03-04	R			+ABS, RWD, M/T	<b>17-0915</b>	48	27			94	105		68,7		673	s10	
320 tD (110 kW) Eng. M47N204D4		01-04	L			+ABS, RWD, M/T+A/T	<b>17-0914</b>	48	27			94	105		68,7		621	s10	
		01-04	R			+ABS, RWD, M/T+A/T	<b>17-0915</b>	48	27			94	105		68,7		673	s10	
325 ti (141 kW) Eng. M54256S5		01-04	L			+ABS, RWD, M/T	<b>17-0914</b>	48	27			94	105		68,7		621	s10	
		01-04	R			+ABS, RWD, M/T	<b>17-0915</b>	48	27			94	105		68,7		673	s10	
<b>3 IV Touring (E46) '99-'04</b>			L/R			NOTE	METELLI ref.	ABS	A	B	C	D	E	F	H	I	L	M	Fig
318 D (85 kW) Eng. M47N204D4		02-04	L			+ABS, RWD, M/T	<b>17-0914</b>	48	27			94	105		68,7		621	s10	
		02-04	R			+ABS, RWD, M/T	<b>17-0915</b>	48	27			94	105		68,7		673	s10	
320 D (100 kW) Eng. M47D20		00-01	L			+ABS, RWD, M/T+A/T	<b>17-0914</b>	48	27			94	105		68,7		621	s10	
		00-01	R			+ABS, RWD, M/T+A/T	<b>17-0915</b>	48	27			94	105		68,7		673	s10	
320 D (110 kW) Eng. M47N204D4		01-04	L			+ABS, RWD, M/T+A/T	<b>17-0914</b>	48	27			94	105		68,7		621	s10	
		01-04	R			+ABS, RWD, M/T+A/T	<b>17-0915</b>	48	27			94	105		68,7		673	s10	
325 i, xi (141 kW) Eng. M54256S5		00-04	L			+ABS, RWD, M/T	<b>17-0914</b>	48	27			94	105		68,7		621	s10	
		00-04	R			+ABS, RWD, M/T	<b>17-0915</b>	48	27			94	105		68,7		673	s10	
328 i (142 kW) Eng. M52B28		99-00	L			+ABS, RWD, M/T+A/T	<b>17-0914</b>	48	27			94	105		68,7		621	s10	
		99-00	R			+ABS, RWD, M/T+A/T	<b>17-0915</b>	48	27			94	105		68,7		673	s10	
<b>X3 (E83) '04-'10</b>			L/R			NOTE	METELLI ref.	ABS	A	B	C	D	E	F	H	I	L	M	Fig
2.0 D (110 kW) Eng. M47N204D4		04-	L			FWD	<b>17-0916</b>		30		27	86,1	82		77	60	599	s3	
		04-	R			FWD	<b>17-0917</b>		30		27	86,1	82		77	381,4	920	s4	
2.0 i (110 kW) Eng. N46B20A		05-	L			FWD	<b>17-0916</b>		30		27	86,1	82		77	60	599	s3	
		05-	R			FWD	<b>17-0917</b>		30		27	86,1	82		77	381,4	920	s4	
2.5 (141 kW) Eng. M54256S5		04-	L			FWD	<b>17-0916</b>		30		27	86,1	82		77	60	599	s3	
		04-	R			FWD	<b>17-0917</b>		30		27	86,1	82		77	381,4	920	s4	

			L/R			NOTE	METELLI ref.	ABS	A	B	C	D	E	F	H	I	L	M	Fig	
<b>X3 (E83) '04-'10</b>																				
3.0 (170 kW) Eng. M54306S3		04-	L			FWD	<b>17-0916</b>		30		27	86,1	82		77	60	599	s3		
		04-	R			FWD	<b>17-0917</b>		30		27	86,1	82		77	381,4	920	s4		
3.0 D (150 kW) Eng. M57N306D2		04-	L			FWD	<b>17-0916</b>		30		27	86,1	82		77	60	599	s3		
		04-	R			FWD	<b>17-0917</b>		30		27	86,1	82		77	381,4	920	s4		
3.0 D (160 kW) Eng. M57D306D3		04-	L			FWD	<b>17-0916</b>		30		27	86,1	82		77	60	599	s3		
		04-	R			FWD	<b>17-0917</b>		30		27	86,1	82		77	381,4	920	s4		
<b>X5 (E53) '00-'06</b>			L/R			NOTE	METELLI ref.	ABS	A	B	C	D	E	F	H	I	L	M	Fig	
3.0 D (135 kW) Eng. M57306D1		01-03	L			FWD	<b>17-0924</b>		30		27	98,1	86		77	61	584	s3		
		01-03	R			FWD	<b>17-0925</b>		30		27	98,1	86		77	448,4	973,4	s4		
3.0 D (160 kW) Eng. M57N306D4		03-06	L			FWD	<b>17-0924</b>		30		27	98,1	86		77	61	584	s3		
		03-06	R			FWD	<b>17-0925</b>		30		27	98,1	86		77	448,4	973,4	s4		
3.0 i (163 kW) Eng. M54306S3		00-06	L			FWD	<b>17-0924</b>		30		27	98,1	86		77	61	584	s3		
		00-06	R			FWD	<b>17-0925</b>		30		27	98,1	86		77	448,4	973,4	s4		
3.0 i (170 kW) Eng. M54306S3		00-06	L			FWD	<b>17-0924</b>		30		27	98,1	86		77	61	584	s3		
		00-06	R			FWD	<b>17-0925</b>		30		27	98,1	86		77	448,4	973,4	s4		
4.4 i (210 kW) Eng. M62B44		00-03	L			FWD	<b>17-0924</b>		30		27	98,1	86		77	61	584	s3		
		00-03	R			FWD	<b>17-0925</b>		30		27	98,1	86		77	448,4	973,4	s4		
4.4 i (235 kW) Eng. N62B44A		03-06	L			FWD	<b>17-0924</b>		30		27	98,1	86		77	61	584	s3		
		03-06	R			FWD	<b>17-0925</b>		30		27	98,1	86		77	448,4	973,4	s4		
4.6 is (255 kW) Eng. M67468S1		02-06	L			FWD	<b>17-0924</b>		30		27	98,1	86		77	61	584	s3		
		02-06	R			FWD	<b>17-0925</b>		30		27	98,1	86		77	448,4	973,4	s4		
4.8 is (265 kW) Eng. N62B48A		04-06	L			FWD	<b>17-0924</b>		30		27	98,1	86		77	61	584	s3		
		04-06	R			FWD	<b>17-0925</b>		30		27	98,1	86		77	448,4	973,4	s4		
<b>Z4 I (E85, 86) '03-'09</b>			L/R			NOTE	METELLI ref.	ABS	A	B	C	D	E	F	H	I	L	M	Fig	
2.5 i (141 kW) Eng. M54256S5		03-09	L			+ABS, RWD, M/T+A/T	<b>17-0914</b>	48	27			94	105		68,7		621	s10		
		03-09	R			+ABS, RWD, M/T+A/T	<b>17-0915</b>	48	27			94	105		68,7		673	s10		
3.0 i (170 kW) Eng. M54306S3		03-09	L			+ABS, RWD, M/T+A/T	<b>17-0914</b>	48	27			94	105		68,7		621	s10		
		03-09	R			+ABS, RWD, M/T+A/T	<b>17-0915</b>	48	27			94	105		68,7		673	s10		





CATALOGUE ADDITION JUNE 2011

CITROËN




















			L/R			NOTE	METELLI ref.	ABS	A	B	C	D	E	F	H	I	L	M	Fig	
<b>C1 (PM, PN) '05-</b>																				
1.0 (50 kW) Eng. 1KR-FE		05-	L			M/T	<b>17-0920</b>		24		23	70,2	70,3		90,7	60,3	650	s3		
		05-	R			M/T	<b>17-0921</b>		24		23	70,2	70,3		90,7	60,3	840	s3		

<b>Croma (194) '05-</b>			L/R			NOTE	METELLI ref.	ABS	A	B	C	D	E	F	H	I	L	M	Fig
1.9 MJT (88 kW) Eng. 939A1.000		05-	L				<b>17-0926</b>	30	25	90,9	86		94	57,6	602	s3			
			R				<b>17-0927</b>	30	25	90,9	86		94	434,7	974	s6			
<b>Punto Evo (199) '09-</b>			L/R			NOTE	METELLI ref.	ABS	A	B	C	D	E	F	H	I	L	M	Fig
1.3 MJT (62 kW) Eng. 223A9.000		09-		•			<b>15-1687</b>	25	25	51	87	47,1						4	1
1.3 MJT (70 kW) Eng. 199B1.000		09-		•			<b>15-1687</b>	25	25	51	87	47,1						4	1
1.4 16v T. MultiAir (99 kW) Eng. 955A2.000		09-		•			<b>15-1687</b>	25	25	51	87	47,1						4	1
<b>Punto III (188) '01-'05</b>			L/R			NOTE	METELLI ref.	ABS	A	B	C	D	E	F	H	I	L	M	Fig
1.3 JTD (51 kW) Eng. 188A9.000		03-05	L			M/T, Ch 0822488-	<b>17-0922</b>	25	24	82,1	80		84,5	67,9	537	s3			
		03-05	R			M/T, Ch 0822488-	<b>17-0923</b>	25	24	82,1	79,2		84,5	379,5	876	s4			































## FIAT LCV

<b>Punto Van II (188AX) '00-'05</b>			L/R			NOTE	METELLI ref.	ABS	A	B	C	D	E	F	H	I	L	M	Fig
1.3 JTD (51 kW) Eng. 188A9.000		03-05	L			M/T, Ch 0822488-	<b>17-0922</b>	25	24	82,1	80		84,5	67,9	537	s3			
		03-05	R			M/T, Ch 0822488-	<b>17-0923</b>	25	24	82,1	79,2		84,5	379,5	876	s4			











## HONDA

<b>Accord VII (CG) '98-'03</b>			L/R			NOTE	METELLI ref.	ABS	A	B	C	D	E	F	H	I	L	M	Fig
2.2 Type-R (156 kW) Eng. H22A7		99-03		•		+ABS	<b>15-1685</b>	50	28	32	64	98	61					1	1
2.3, H-Back (113 kW) Eng. F23Z5		99-03		•		+ABS	<b>15-1685</b>	50	28	32	64	98	61					1	1
<b>Accord VIII, Tourer (CL, CM) '03-'08</b>			L/R			NOTE	METELLI ref.	ABS	A	B	C	D	E	F	H	I	L	M	Fig
2.0 (114 kW) Eng. K20A6		03-08		•			<b>15-1678</b>	28	32	62,9	93,7	61,3						1	1
2.2 CTDi (103 kW) Eng. N22A1		04-08		•			<b>15-1680</b>	28	34	62,9	93,7	61,3						1	1
2.4 (140 kW) Eng. K24A		03-08		•			<b>15-1678</b>	28	32	62,9	93,7	61,3						1	1
<b>Civic IV Coupé (MA, MB) '94-'97</b>			L/R			NOTE	METELLI ref.	ABS	A	B	C	D	E	F	H	I	L	M	Fig
1.4 i (MA8) (55 kW) Eng. D14A5		94-97		•		+ABS	<b>15-1686</b>	50	26	32	54,9	91	52,9					3	2
1.4 i (MA8) (66 kW) Eng. D14A2		94-97		•		+ABS	<b>15-1686</b>	50	26	32	54,9	91	52,9					3	2
1.5 i Vtec-E (MA9) (66 kW) Eng. D15Z3		94-97		•		+ABS	<b>15-1686</b>	50	26	32	54,9	91	52,9					3	2
1.6 i (MB1) (83 kW) Eng. D16Y3		94-97		•		+ABS	<b>15-1686</b>	50	26	32	54,9	91	52,9					3	2
1.4 (61 kW) Eng. L13A7		06-		•			<b>15-1681</b>	26	30	58	85	53,5						1	1





## HONDA

<b>Civic VII H-Back (FD) '06-</b>			L/R			NOTE	METELLI ref.	ABS	A	B	C	D	E	F	H	I	L	M	Fig	
1.4 (73 kW)		08-		•			15-1681		26	30	58	85	53,5						1	1
1.8 (103 kW) Eng. R18A2		06-		•			15-1681		26	30	58	85	53,5						1	1
<b>Cr-v I (RD1, 3) '95-'05</b>			L/R			NOTE	METELLI ref.	ABS	A	B	C	D	E	F	H	I	L	M	Fig	
2.0 16v (94 kW) Eng. B20B		95-99		•	+ABS		15-1684	50	28	32	63,9	98	59,5						1	1
2.0 16v (98-108 kW) Eng. B20Z1, 3, 9		99-05		•	+ABS		15-1684	50	28	32	63,9	98	59,5						1	1
<b>Cr-v II (RD8) '02-'06</b>			L/R			NOTE	METELLI ref.	ABS	A	B	C	D	E	F	H	I	L	M	Fig	
2.0 (110 kW) Eng. K20A4		02-06		•			15-1679		28	32	62,9	93,7	61,2						1	1
<b>FR-V (BE) '05-</b>			L/R			NOTE	METELLI ref.	ABS	A	B	C	D	E	F	H	I	L	M	Fig	
1.7 16v (92 kW) Eng. D17A2		05-		•			15-1679		28	32	62,9	93,7	61,2						1	1
1.8 16v (103 kW) Eng. R18A1		07-		•			15-1679		28	32	62,9	93,7	61,2						1	1
2.0 (110 kW) Eng. K20A9		05-		•			15-1679		28	32	62,9	93,7	61,2						1	1
<b>HR-V (GH) '99-</b>			L/R			NOTE	METELLI ref.	ABS	A	B	C	D	E	F	H	I	L	M	Fig	
1.6 16v 4WD (91 kW) Eng. D16W5		99-		•	-ABS		15-1691		26	30	60	85	53,5						1	1
1.6 16v, 4WD (77 kW) Eng. D16W1		99-		•	-ABS		15-1691		26	30	60	85	53,5						1	1
<b>Jazz IV (GE)/ Fit '08-'10</b>			L/R			NOTE	METELLI ref.	ABS	A	B	C	D	E	F	H	I	L	M	Fig	
1.2 i-VTEC (66 kW) Eng. L12B2		08-		•	Made in Japan		15-1682		26	28	51,9	83	53,9						1	1
1.3 i-VTEC (73 kW) Eng. L13Z2		08-		•	Made in Japan		15-1682		26	28	51,9	83	53,9						1	1





## LAND ROVER

<b>Freelander II (FA) '06-</b>			L/R			NOTE	METELLI ref.	ABS	A	B	C	D	E	F	H	I	L	M	Fig	
2.2 TD4 (118 kW) Eng. 22DDER		06-		•	FWD		15-1696		40	27	57,5	100	52,3						13	1
<b>Range Rover III (LM) '02-</b>			L/R			NOTE	METELLI ref.	ABS	A	B	C	D	E	F	H	I	L	M	Fig	
3.0 TD6 (130 kW) Eng. 306D1		02-		•	+ABS		15-1683	48	30	29	67,8	106	57,8						4	1
4.2 (291 kW) Eng. 428PS		05-		•	+ABS		15-1683	48	30	29	67,8	106	57,8						4	1
4.4 (225 kW) Eng. 448PN		05-		•	+ABS		15-1683	48	30	29	67,8	106	57,8						4	1








Almera II (N16) '00-		L/R			NOTE	METELLI ref.	ABS	A	B	C	D	E	F	H	I	L	M	Fig
2.2 Di (81 kW) Eng. YD22DDT		00-03		•	-ABS, Made in Japan	15-1692		27	35	55	94,6	58,7					5	2






## PEUGEOT

107 '05-		L/R			NOTE	METELLI ref.	ABS	A	B	C	D	E	F	H	I	L	M	Fig
1.0 (50 kW) Eng. 1KRFE		05-	L		M/T	17-0920		24		23	70,2	70,3		90,7	60,3	650	s3	
		05-	R		M/T	17-0921		24		23	70,2	70,3		90,7	60,3	840	s3	





## RENAULT

Kangoo I (KC0) '98-'07		L/R			NOTE	METELLI ref.	ABS	A	B	C	D	E	F	H	I	L	M	Fig
1.6 16v, 4WD (KC0P/S/L) (70 kW) Eng. K4M750, 752, 753		01-07	L		+ABS, FWD, M/T, G.Box:JB1/3, Only 4WD	17-0918	44	23			82,3		30	84,8		639	s7	
		01-07	R		+ABS, FWD, M/T, G.Box:JB1/3, Only 4WD	17-0919	44	23	23		82,3	69,9		84,8	35,5	740	s8	
1.9 DCi 4WD (KC0V) (59 kW) Eng. F9Q782, 790		01-07	L		+ABS, FWD, M/T, G.Box:JB1/3	17-0918	44	23			82,3		30	84,8		639	s7	
		01-07	R		+ABS, FWD, M/T, G.Box:JB1/3	17-0919	44	23	23		82,3	69,9		84,8	35,5	740	s8	






## RENAULT LCV, TRUCK

Kangoo I (FC0) Van '98-'08		L/R			NOTE	METELLI ref.	ABS	A	B	C	D	E	F	H	I	L	M	Fig
1.6 16v, 4WD (FC0L, FC0P, FC0S) (70 kW) Eng. K4M750, 752, 753		01-08	L		+ABS, FWD, M/T, G.Box:JB1/3, Only 4WD	17-0918	44	23			82,3		30	84,8		639	s7	
		01-08	R		+ABS, FWD, M/T, G.Box:JB1/3, Only 4WD	17-0919	44	23	23		82,3	69,9		84,8	35,5	740	s8	
1.9 DCi 4WD (FC0V) (59 kW) Eng. F9Q782, 790		01-08	L		+ABS, FWD, M/T, G.Box:JB1/3, Only 4WD	17-0918	44	23			82,3		30	84,8		639	s7	
		01-08	R		+ABS, FWD, M/T, G.Box:JB1/3, Only 4WD	17-0919	44	23	23		82,3	69,9		84,8	35,5	740	s8	

## TOYOTA

Aygo (KGB,WNB) '05-		L/R			NOTE	METELLI ref.	ABS	A	B	C	D	E	F	H	I	L	M	Fig
1.0 VVT-i (50 kW) Eng. 1KRFE		05-	L		M/T	17-0920		24		23	70,2	70,3		90,7	60,3	650	s3	
		05-	R		M/T	17-0921		24		23	70,2	70,3		90,7	60,3	840	s3	

## VOLKSWAGEN

Phaeton (3D2) '02-		L/R			NOTE	METELLI ref.	ABS	A	B	C	D	E	F	H	I	L	M	Fig
3.0 V6 TDi 4motion (165 kW) Eng. BMK		04-		•	FWD	15-1695		38	27	59,5	100	34					13	1
3.2 V6, 4motion (177 kW) Eng. AYT, BKL, BRK		04-		•	FWD	15-1695		38	27	59,5	100	34					13	1

Adaptable for OES	METELLI ref.	Adaptable for OES	METELLI ref.	Adaptable for OES	METELLI ref.	Adaptable for OES	METELLI ref.	Adaptable for OES	METELLI ref.	Adaptable for OES	METELLI ref.
<b>AUDI</b>		<b>HONDA</b>		<b>LAND ROVER</b>		8200144764	<b>17-0919</b>				
						8200144765	<b>17-0919</b>				
						8200144781	<b>17-0918</b>				
						8200331639	<b>17-0918</b>				
4E0407305D#	<b>15-1695</b>	44010-S10-A60	<b>15-1684</b>	IED000061	<b>15-1683</b>						
4E0498099A	<b>15-1695</b>	44010-ST3-E00*	<b>15-1686</b>	IED000062	<b>15-1683</b>						
8K0407305C#	<b>15-1697</b>	44010-ST3-E50*	<b>15-1686</b>	IED000071	<b>15-1683</b>						
8K0407305D#	<b>15-1688</b>	44010-ST3-E59*	<b>15-1686</b>	IED000072	<b>15-1683</b>						
8K0407305E#	<b>15-1689</b>	44010-ST3-E70*	<b>15-1686</b>	IED000510	<b>15-1683</b>						
8K0498099	<b>15-1688</b>	44010-ST3-G01*	<b>15-1686</b>	IED000540	<b>15-1683</b>						
8K0498099A	<b>15-1689</b>	44011-S10-A50	<b>15-1684</b>	IED500020	<b>15-1683</b>	43410-0H010	<b>17-0921</b>				
8K0498099B	<b>15-1697</b>	44011-ST3-E50*	<b>15-1686</b>	IED500021	<b>15-1683</b>	43420-0H010	<b>17-0920</b>				
		44011-ST3-E70*	<b>15-1686</b>	IED500022	<b>15-1683</b>						
		44011-ST3-G50*	<b>15-1686</b>	IED500030	<b>15-1683</b>						
		44011-ST3-G70*	<b>15-1686</b>	IED500031	<b>15-1683</b>						
<b>BMW</b>		44014-S10-A00	<b>15-1684</b>	IED500032	<b>15-1683</b>						
		44014-S10-A50	<b>15-1684</b>	IED500110	<b>15-1683</b>						
		44014-S10-A51	<b>15-1684</b>	IED500120	<b>15-1683</b>						
31607505003	<b>17-0924</b>	44014-S10-A52	<b>15-1684</b>	LR003159	<b>15-1696</b>	4E0407305D#	<b>15-1695</b>				
31607505004	<b>17-0925</b>	44014-S30-C61	<b>15-1684</b>	TFB000010	<b>15-1683</b>	4E0498099A	<b>15-1695</b>				
31607505005	<b>17-0924</b>	44014-S7A-950	<b>15-1685</b>								
31607505006	<b>17-0925</b>	44014-S9A-010	<b>15-1679</b>								
31607524045	<b>17-0916</b>	44014-S9A-020	<b>15-1679</b>								
31607524046	<b>17-0917</b>	44014-S9E-T00	<b>15-1679</b>								
31607529201	<b>17-0916</b>	44014-SCA-E00	<b>15-1679</b>								
31607529202	<b>17-0917</b>	44014-SCA-E01	<b>15-1679</b>								
33211229495	<b>17-0914</b>	44014-SDC-A50	<b>15-1678</b>	39211-5M300	<b>15-1692</b>						
33211229496	<b>17-0915</b>	44014-SDC-A51	<b>15-1678</b>								
33211229497	<b>17-0914</b>	44014-SDE-T51	<b>15-1678</b>								
33211229498	<b>17-0915</b>	44014-SEF-E00	<b>15-1680</b>								
33211229591	<b>17-0914</b>	44014-SEF-E01	<b>15-1680</b>								
33211229592	<b>17-0915</b>	44014-SMG-E00	<b>15-1681</b>								
33211229707	<b>17-0914</b>	44014-SMG-E01	<b>15-1681</b>								
33211229708	<b>17-0915</b>	44014-ST7-C01	<b>15-1691</b>	3272.JY	<b>17-0920</b>						
33217518431	<b>17-0914</b>	44014-SX0-C10	<b>15-1685</b>	3273.JR	<b>17-0921</b>						
33217518432	<b>17-0915</b>	44014-SX0-C11	<b>15-1685</b>								
		44014-SX0-C50	<b>15-1685</b>								
		44014-SX0-C60	<b>15-1685</b>								
		44014-SX0-C61	<b>15-1685</b>								
		44014-SX0-C62	<b>15-1685</b>								
		44014-TF0-J00	<b>15-1682</b>								
		44305-S1A-E21*	<b>15-1685</b>	8200045471	<b>17-0918</b>						
3272.JY	<b>17-0920</b>	44305-S9A-N00*	<b>15-1679</b>	8200144764	<b>17-0919</b>						
3273.JR	<b>17-0921</b>	44305-SCA-G00*	<b>15-1679</b>	8200144765	<b>17-0919</b>						
		44305-SEA-N00*	<b>15-1678</b>	8200144781	<b>17-0918</b>						
		44305-SEF-E00*	<b>15-1680</b>	8200331639	<b>17-0918</b>						
		44305-TF0-J00*	<b>15-1682</b>								
		44306-S1A-E21*	<b>15-1685</b>								
		44306-S9A-N00*	<b>15-1679</b>								
		44306-SCA-G00*	<b>15-1679</b>								
		44306-SEA-N00*	<b>15-1678</b>								
		44306-SEF-E00*	<b>15-1680</b>								
		44306-TF0-J00*	<b>15-1682</b>								
46308551#	<b>15-1687</b>										
				8200045471	<b>17-0918</b>						